



MEDIA GUIDE

2024 CINCINNATI BENGALS



CINCINNATI BENGALS

1 Paycor Stadium, Cincinnati, Ohio 45202
Administrative Offices: (513) 621-3550
Fan Relations: (513) 621-8383 or (866) 621-8383
www.bengals.com

2024 SCHEDULE

Preseason

WEEK	DAY	DATE	OPPONENT	TV NETWORK	TIME
Pre. 1	Sat.	Aug. 10	TAMPA BAY	Bengals PSTV	7 p.m.
Pre. 2	Sat.	Aug. 17	at Chicago	Bengals PSTV	1 p.m.
Pre. 3	Thurs.	Aug. 22	INDIANAPOLIS	Prime Video	8 p.m.

Regular season

WEEK	DAY	DATE	OPPONENT	TV NETWORK	TIME
1	Sun.	Sept. 8	NEW ENGLAND	CBS	1 p.m.
2	Sun.	Sept. 15	at Kansas City	CBS	4:25 p.m.
3	Mon.	Sept. 23	WASHINGTON	ABC	8:15 p.m.
4	Sun.	Sept. 29	at Carolina	FOX	1 p.m.
5	Sun.	Oct. 6	BALTIMORE*	CBS	1 p.m.
6	Sun.	Oct. 13	at N.Y. Giants*	NBC	8:20 p.m.
7	Sun.	Oct. 20	at Cleveland*	CBS	1 p.m.
8	Sun.	Oct. 27	PHILADELPHIA*	CBS	4:25 p.m.
9	Sun.	Nov. 3	LAS VEGAS*	FOX	1 p.m.
10	Thurs.	Nov. 7	at Baltimore*	Prime Video	8:15 p.m.
11	Sun.	Nov. 17	at L.A. Chargers*	CBS	4:25 p.m.
12	Sun.	Nov. 24	— BYE —		
13	Sun.	Dec. 1	PITTSBURGH*	CBS	1 p.m.
14	Mon.	Dec. 9	at Dallas*	ESPN	8:15 p.m.
15	Sun.	Dec. 15	at Tennessee*	FOX	1 p.m.
16	Thurs.	Dec. 19	CLEVELAND*	Prime Video	8:15 p.m.
17	(TBD)	Dec. 28-29	DENVER	(TBD)	(TBD)
18	(TBD)	Jan. 4-5	at Pittsburgh	(TBD)	(TBD)

All times are Eastern.

An asterisk (*) denotes a game subject to flexible scheduling.

Preseason games not nationally televised are broadcast on the Bengals Preseason TV Network.

See www.bengals.com/watch for a list of the regional TV stations on Bengals PSTV.

2024 MEDIA GUIDE

TABLE OF CONTENTS

INFORMATION FOR NEWS MEDIA	TEAM HISTORY
Covering the Bengals 2	Team chronology 178-192
Bengals team media 3	All-time results 193-205
	Regular season and postseason by year 193-200
	Regular season and postseason by opponent 201-203
	Preseason by year 204-205
	Preseason vs. 2024 opponents 205
	Coaching history 206-209
	Head coaches 206
	Assistant coaches 206
	Year-by-year coaching staffs 207-209
	Player history 210-226
	All-time roster 210-214
	Uniform numbers 215-219
	Alumni list 219
	Trades 220-221
	Drafts 222-226
	Statistics history 227-300
	Year-by-year team statistics 227-282
	Offense/defense year-by-year team totals 283
	Offense/defense year-by-year team rankings 284
	Year-by-year individual leaders 285-288
	All-time individual statistics 289-296
	Superlative performances 297-299
	Last times 300
	Longest plays 300
	Miscellaneous history 301-314
	Pro Bowl history 301
	Hall of Fame history 302-303
	Ring of Honor 304-306
	Stadium history 307-308
	Pro football history in Cincinnati 309
	Miscellaneous facts and figures 310-314
	Postseason history 315-353
	Bengals postseason individual records 315-318
	Bengals postseason team records 319
	Opponents' postseason individual records 320-321
	Opponents' postseason team records 322
	All-time postseason statistics 323-324
	Year-by-year postseason statistics 325-340
	Postseason game summaries 341-353
STAFF	
Team directory 4	
Head Coach Zac Taylor 5	
Assistant coaches 6-17	
PLAYERS	
Alphabetical roster 20	
Numerical roster 21	
Pronunciation guide 22	
Player biographies (all are ordered alphabetically) 23-143	
2023 REVIEW	
NFL standings 146	
Regular-season statistics 147	
Game-by-game team statistics 148	
Best performances 149	
Starting lineups 150	
Regular-season participation chart 151	
Transactions (7-14-23 through 6-17-24) 152-153	
Game summaries 154-162	
Preseason statistics 163	
Preseason participation chart 164	
RECORDS*	
Bengals regular-season individual records 166-171	
Bengals regular-season team records 172-175	
Opponents' regular-season individual records 176	

(*NOTE: Postseason records are not included in this section, which includes only regular-season records. Postseason records instead can be found in the postseason portion of the team history section on pages 315-322.)

The Cincinnati Bengals 2024 media guide is published by The Cincinnati Bengals, Inc. (copyright © 2024). It was prepared by PJ Combs and Kyle Williams of the Bengals' media relations department. Design, typography and layout by PJ Combs. Cover design by Dan Brown. Research and statistical assistance provided by Elias Sports Bureau. Printing by BPT Communication Solutions, Cincinnati, Ohio.

Permission to use and/or reprint information from this media guide is granted to news reporters/organizations for the purpose of journalistic news coverage of The Cincinnati Bengals. Any other person or organization wishing to use and/or reprint information from this media guide for any reason must obtain written permission from The Cincinnati Bengals.

All information in this media guide is accurate through June 30, 2024.

**THIS PAGE HAS BEEN REMOVED
FROM THE DOWNLOADABLE WEBSITE
VERSION OF THE MEDIA GUIDE**

**MEDIA SHOULD CONTACT THE
MEDIA RELATIONS DEPARTMENT
FOR THIS INFORMATION**

BENGALS TEAM MEDIA

TEAM TALENT



Marisa Contipelli



Dan Hoard



Geoff Hobson



Dave Lapham



Wayne Box Miller



Anthony Munoz



Mike Watts

WEBSITE AND SOCIAL MEDIA

The Cincinnati Bengals' official website (www.bengals.com) offers news, features, analysis and live coverage of every game. Throughout the year, it has breaking news, daily updates and extensive multimedia offerings, including news conferences and one-on-one video interviews with players and coaches. The site also includes the club's roster, depth chart, biographies of coaches and players, as well as information about tickets, cheerleaders and Paycor Stadium.

Geoff Hobson, a former Bengals beat writer for both The Cincinnati Post and

The Cincinnati Enquirer, has been the site's senior writer since 2000. Marisa Contipelli, a former reporter/producer for Spectrum Sports, has been the Bengals' team reporter since 2018 and offers additional extensive team coverage on both the website and social media.

Fans and media also may follow the Cincinnati Bengals on Facebook (facebook.com/bengals), YouTube (youtube.com/bengals), X/Twitter (@bengals) and Instagram (@bengals).

WEEKLY TELEVISION SHOWS

The Emmy-nominated "Bengals Weekly" and "From the Jungle: Bengals All Access" TV shows will air back to back each week during the regular season on several regional TV stations. Bengals Weekly is a news show hosted by Bengals senior producer/team reporter Marisa Contipelli and featuring radio play-by-play announcer Dan Hoard. From the Jungle: Bengals All Access is a behind-the-scenes look at the organization's players/coaches, as well as its operations.

The shows are 30 minutes each and combine for an hour of programming at the following locations/times: Cincinnati (10-11 a.m. Sunday on WXIX-TV Ch. 19), Dayton (11:30 a.m.-12:30 p.m. Friday on WKEF-TV Ch. 22, and 11 p.m.-midnight Friday plus 10-11 a.m. Sunday on WKEF-TV Ch. 45), Lexington (9-10 a.m. Sunday on WLEX-TV Ch. 18), Columbus (11:30 a.m.-12:30 p.m. Sunday on WSYX-TV Ch. 6) and Louisville (noon-1 p.m. Saturday on WBKI-TV Ch. 58).

RADIO NETWORK

Games will be aired this season on the Bengals Radio Network, led by three flagship stations in the Cincinnati market. All games will be carried by Cincinnati's WCKY-AM (ESPN 1530) and WEBN-FM (102.7). Once the Major League Baseball season is over, games also will be aired on WLW-AM (700).

Dan Hoard, a former sports director and broadcaster on WXIX-TV (FOX 19) in Cincinnati, is in his 14th straight season as the radio play-by-play voice. He also is the radio voice of University of Cincinnati football and basketball, and he has prior experience as the play-by-play voice on Bengals preseason TV.

Dave Lapham, a Bengals offensive lineman from 1974-83, is in his 39th consecutive season as the analyst on the team's radio broadcasts. In past years, Lapham has been an analyst for NFL games on both NBC-TV and FOX-TV, Big 12 games on FOX-TV, and the NFL Europe League's World Bowl game on Sporting News Radio.

Wayne Box Miller, a longtime Cincinnati sports personality with a wide range of media experience in TV, radio and print, now is in his seventh season as host of the pregame and postgame shows. Previously, the Morehead State University Alumni Hall of Fame inductee has served as sports director of WDBZ-AM, co-hosted sports programming for WLWT-TV and been a contributing writer for The Cincinnati Herald and the University of Cincinnati athletics website.

As of June 30, the Bengals Radio Network included the following stations:

OHIO

CITY	STATION	FREQUENCY
Athens	WATH-AM	970
	WATH-FM	97.3
Canton/Massillon	WTIG-AM	990
Celina	WCSM-FM	96.7
Cincinnati	*WLW-AM	700
	*WCKY-AM	1530
	*WEBN-FM	102.7

Circleville	WLOH-FM	101.9
Columbus	WXZX-FM	105.7
Dayton	WTUE-FM	104.7
Findlay/Fostoria	WBVI-FM	96.7
Georgetown/Ripley	WAOL-FM	99.5
Jackson/McArthur	WYRO-FM	98.7
Kenton	WKTN-FM	95.3
Lancaster	WLOH-AM	1320
	WLOH-FM	104.5
Lima	WIMA-AM	1150
Logan	WLOH-FM	99.3
Marietta	WMOA-AM	1490
	WMOA-FM	101.3
New Lexington	WLOH-FM	102.9
Pomeroy (and Point Pleasant, W.V.)	WMOV-FM	106.9
Portsmouth	WIOI-AM	1010
Washington Court House	WCHO-FM	105.5

KENTUCKY

Ashland	WCMI-AM	1340
	WCMI-FM	93.3
Berea	WKXO-FM	103.5
Bowling Green	WDNS-FM	93.3
Lexington	WBVX-FM	92.1
Louisville	WKRO-AM	790
Morehead	WIVY-FM	96.3
Paintsville	WKYH-FM	99.3
Somersets	WTLO-AM	1480
	WTLO-FM	97.7

WEST VIRGINIA

Huntington	WRVC-FM	94.1
	WRVC-AM	930
Montgomery	WMON-AM	1340
Ravenswood/Ripley	WMOV-FM	93.5
Point Pleasant (and Pomeroy, Ohio)	WMOV-FM	106.9
Saint Albans	WJYP-AM	1300

NOTE: An asterisk (*) denotes a Bengals flagship radio station.

PRESEASON TELEVISION NETWORK

Mike Watts (play by play announcer), Anthony Munoz (color analyst) and Marisa Contipelli (sideline reporter) again team up in 2024 on the Bengals Preseason TV Network.

An Ohio native, Watts has broadcast experience in a variety of sports with many networks, including ESPN, SEC Network, Major League Soccer, CONCACAF and many other colleges and conferences. The 2024 preseason will be his seventh as the Bengals Preseason TV Network's play-by-play voice.


Munoz, a Hall of Fame offensive tackle, is in his 27th season as preseason TV analyst. The team's 1980 first-round draft pick, Munoz played for the Bengals

from 1980-92 and was selected to 11 straight Pro Bowls from 1981-91.

Contipelli, a former reporter/producer for Spectrum Sports and the Bengals' team reporter since 2018, has worked the sidelines for the team's preseason broadcasts since 2019.

The 2024 season will mark the first for team flagship station WXIX-TV (Ch. 19) in Cincinnati. Also on the network are WKEF-TV (Ch. 22) in Dayton, Ohio; WSYX-TV (Ch. 6) in Columbus, Ohio; WLIO-TV (Ch. 8.2) in Lima, Ohio; WLEX-TV (Ch. 18; Bounce TV 18.3) in Lexington, Ky.; and WDRB-TV (Ch. 41) in Louisville, Ky.

**ZAC TAYLOR
HEAD COACH**



Zac Taylor was named the 10th head coach in Bengals history on Feb. 4, 2019. The 2024 season is his sixth in the position.

Through five seasons in Cincinnati, Taylor holds a regular-season record of 37-44-1 and a postseason record of 5-2. In 2023, he guided the Bengals to their third consecutive winning season at 9-8, despite a few key players missing time due to injuries. During a five-game stretch from Weeks 5-10 in which QB Joe Burrow was at full health, Taylor oversaw an offense that ranked fourth in the NFL in passing yards per game (275.6),

seventh in scoring (26.6 points) and 11th in total yards (354.2). Following Burrow's season-ending injury in Week 11, Taylor worked with QB Jake Browning as he stepped into the starting role for the first time in his career. Over the final seven weeks of the season, Browning ranked second in the league in passing yards (1868) completion percentage (71.5), and Taylor led Cincinnati to a 4-3 mark to close out the schedule.

Taylor's offense in 2023 once again featured several playmakers, including Pro Bowl WR Ja'Marr Chase, who totaled 100 catches (tied for second most in team history) and became the eighth player ever to reach 1000 receiving yards in each of his first three seasons. In addition, HB Joe Mixon had his fourth career 1000-yard rushing season (1034; third under Taylor), while also topping 1200 yards from scrimmage for the third straight year.

Under Taylor in 2022, the Bengals rallied from a 4-4 start to tie a team record for regular-season wins (12) and consecutive wins (eight), earning their second straight AFC North Division title and the No. 3 seed in the AFC Playoffs. With a pair of postseason victories that brought Cincinnati to its second straight AFC Championship, Taylor became the 13th head coach in NFL history to win five of his first six career postseason games. He orchestrated a dynamic offense that ranked in the top 10 leaguewide during the regular season in scoring (seventh, 26.1 points per game), total yards (eighth, 360.5 per game), and passing yards (fifth, 265.0). Burrow earned his first career Pro Bowl selection and was an MVP candidate, as he set single-season team records for completions (414) and TD passes (35), while Cincinnati boasted a pair of 1000-yard receivers in Chase (1046) and Tee Higgins (1029). The Bengals' offensive line featured four new starters, but rapidly improved as the year progressed and allowed no more than two sacks in each of the team's final eight games.

The Bengals also had one of the NFL's most complete defenses in 2022, holding opposing QBs to a league-low 58.9 completion percentage while also ranking sixth in points allowed (20.1 per game) and seventh in rushing yards allowed (106.6).

In 2021, Taylor led Cincinnati to its first AFC North championship since '15, before winning three postseason games to claim an AFC title and a berth in Super Bowl LVI. Burrow, playing his first full NFL season, led the NFL in completion percentage (70.4) and set team records for passing yardage (4611) and passer rating (108.3) en route to being named the AP Comeback Player of the Year. Taylor also helped Chase put together one of the top rookie seasons in league history, as the team's first-round pick recorded the most receiving yards by a rookie in the Super Bowl era (1455; since surpassed) and won AP Offensive Rookie of the Year honors. Defensively, Cincinnati showed marked improvement from 2020 to '21, jumping from 29th in rushing yards allowed to fifth (102.5).

In the postseason, Taylor led the Bengals to their first playoff win in 31 years in a Wild Card victory over Las Vegas. Cincinnati then went on the road to defeat the AFC's top two seeds, Tennessee and Kansas City, to earn the franchise's first trip to the Super Bowl since the 1988 season.

In 2020, Taylor helped transition Burrow, the No. 1 overall pick in the NFL draft, to the pros, despite the absence of an in-person offseason program due to

the COVID-19 pandemic. Prior to his season-ending knee injury, Burrow had the most completions ever by an NFL QB through their first 10 career games (264). Defensively, Taylor oversaw seven new starters who helped Cincinnati hold opposing passers to the sixth lowest completion percentage in the NFL (62.8).

In 2019, his first season as head coach, Taylor headed off a wave of early season injuries to lead Cincinnati to second-half turnarounds on both sides of the ball. Offensively, the Bengals' per-game rushing average jumped 70.6 yards from the first half of the season (59.5) to the second (130.1), while they allowed 10 fewer sacks (29 to 19). Defensively, Cincinnati allowed 84.1 fewer yards per game in the second half of the season, and notched 11 more sacks.

Taylor came to Cincinnati after two seasons (2017-18) with the L.A. Rams, where he served as assistant WRs coach in '17 and quarterbacks coach in '18. In 2018, he helped QB Jared Goff rank fourth in the NFL in passing yards and eighth in passer rating, while the Rams' offense finished second leaguewide in total yards per game (421.1) and fifth in passing (281.7). Los Angeles won the NFC West with a 13-3 regular-season record and advanced to Super Bowl LIII.

Prior to his time with the Rams, Taylor had a one-year stint as offensive coordinator and quarterbacks coach at the University of Cincinnati in 2016. He served under head coach Tommy Tuberville at UC.



Taylor broke into NFL coaching in 2012 with the Miami Dolphins as assistant quarterbacks coach. He was elevated to quarterbacks coach from 2013-15, and spent the final five games of '15 as the Dolphins' interim offensive coordinator and primary play-caller, after the team made coaching staff changes. During his time in Miami, Taylor was instrumental in the development of QB Ryan Tannehill, the team's first-round draft pick in 2012.

Taylor's coaching career began at Texas A&M University, where he served as offensive graduate assistant and TE's coach under head coach Mike Sherman from 2008-11. The Aggies played in three bowl games during Taylor's time in College Station.

As a player, Taylor began his college career at Wake Forest (2002-03) before transferring to Butler County Community College in Kansas ('04) and then playing his final two seasons ('05-06) at the University of Nebraska. He had a decorated career with the Cornhuskers, setting numerous school records and passing for 5850 yards and 45 TDs. As a senior in 2006, he was named Big 12 Offensive Player of the Year after passing for 3197 total yards and leading the Cornhuskers to a 9-3 record, an appearance in the Big 12 Championship Game and a berth in the Cotton Bowl. He was inducted into the Nebraska Football Hall of Fame in 2017.

He was inducted into the Nebraska Football Hall of Fame in 2017.


Taylor joined the Tampa Bay Buccaneers as a college free agent in 2007, but was waived prior to the start of training camp and never saw NFL action. Later that year, he joined the Winnipeg Blue Bombers of the Canadian Football League, where he spent one season (did not play).

His father, Sherwood, was a defensive back and captain at the University of Oklahoma, playing under Sooners head coach Barry Switzer from 1976-79. Sherwood Taylor later served as an assistant coach at Oklahoma and Kansas State University. Taylor's younger brother, Press, played quarterback at Marshall University and currently is the offensive coordinator for the Jacksonville Jaguars.

Taylor was born in Norman, Okla., on May 10, 1983. After attending Norman High School, he earned a bachelor's degree in communication studies from the University of Nebraska in 2006. He and his wife, Sarah, have four children — Brooks, Luke, Emma Claire and Milly. Sarah Taylor is the daughter of former Green Bay Packers and Texas A&M head coach Mike Sherman.

Playing and coaching history: 2002-03—Played QB at Wake Forest. **2004**—Played QB at Butler County (Kan.) Community College. **2005-06**—Played QB at University of Nebraska. **2007**—Signed as college free agent with Tampa Bay Buccaneers (released prior to training camp); Was a QB with the Winnipeg Blue Bombers of the CFL (did not play). **2008-11**—Graduate assistant/assistant coach, Texas A&M. **2012-15**—Quarterbacks coach, Miami Dolphins. **2016**—Offensive coordinator/QBs coach, University of Cincinnati. **2017**—Assistant wide receivers coach, L.A. Rams. **2018**—QBs coach, L.A. Rams. **2019-present**—Head coach, Cincinnati Bengals.

LOU ANARUMO
DEFENSIVE COORDINATOR



Lou Anarumo is in his 13th season as an NFL coach, and sixth with Cincinnati, after joining the Bengals in 2019 as defensive coordinator.

In 2023, Anarumo's defense featured a veteran core up front along with a youth movement in the secondary. Several Bengals defenders enjoyed their top statistical season, led by Pro Bowl DE Trey Hendrickson, whose career-high 17.5 sacks tied for second in the NFL and ranked second in team single-season history. LB Logan Wilson paced the team in tackles for a third straight year, notching a career-best 135, while his four INTs tied second-year CB Cam Taylor-Britt for the team lead. Taylor-Britt highlighted Cincinnati's crop of young defensive backs which also included second-year S Dax Hill, rookie S Jordan Battle and rookie CB DJ Turner II. The quartet combined to start 48 games.

In 2022, Anarumo led a balanced defense that held opposing passers to a league-low 58.9 completion percentage, ranked sixth in points allowed per game (20.1) and seventh in rushing yards (106.6). Wilson (123 tackles) and Germaine Pratt (career-high 99) formed one of the top NFL's top LB duos, and Hendrickson posted a team-leading eight sacks to earn his second straight Pro Bowl nod. The Bengals opened the season by going seven straight games without giving up a TD after halftime, becoming the second NFL team since 1930 to do so.

Anarumo in 2021 oversaw the NFL's fifth-ranked rushing defense (102.5 yards allowed per game). He worked closely with Hendrickson, who in his first Bengals season tallied 14 sacks (fifth in NFL) and was selected to his first career Pro Bowl. During Cincinnati's postseason run to Super Bowl LVI, the defense led all playoff teams in INTs (eight), total tackles (155) and passes defended (23), while allowing an average of 20.5 points over four games.

The Bengals' defense in 2020 featured seven new starters, and Anarumo helped steer the group through an offseason with no on-field work due to COVID-19. Cincinnati held opposing passers to a 62.8 completion percentage, sixth lowest in the NFL.

In 2019, Anarumo's first year in Cincinnati, the defense allowed 84.1 fewer yards per game in the second half of the season vs. the first eight games, while also recording 11 more sacks. The Bengals ranked fifth in the NFL in red zone defense, allowing TDs on just 49 percent of opponents' red zone trips.

Anarumo spent the 2018 season as DBs coach with the N.Y. Giants, where he helped the defense rank seventh in the NFL in INTs (16) and 10th in opponent passer rating (89.8). Prior to his time in New York, he coached DBs for the Miami Dolphins from 2012-17.

Anarumo entered 2015 as Miami's secondary coach, but served as interim defensive coordinator for the final 12 games after coaching staff changes were made in October. In 2014, the Dolphins allowed 222.3 passing yards per game, sixth fewest in the NFL. From 2012-13, Miami gave up just 35 TD passes, the second fewest leaguewide over that span.

Prior to Miami, Anarumo spent 23 seasons in the college coaching ranks. He served as DBs coach at Purdue University from 2004-11, after three years ('01-'03) in the same role at Marshall University. The Thundering Herd ranked 10th nationally in passing defense in 2003 (177.4 yards allowed per game), and that season he also served as special teams coordinator.


Anarumo was assistant head coach at Harvard University from 1995-2000, working with the DBs and coordinating the special teams. From 1992-94, he was defensive coordinator and DBs coach at the U.S. Merchant Marine Academy.

From 1990-91, Anarumo was a graduate assistant at Syracuse University. From January to June 1990, he was a part-time running backs coach at Wagner College. He served in that same role at the United States Merchant Marine Academy from September 1989 to January '90.

Born Aug. 18, 1966, Anarumo is a native of Staten Island, N.Y., and earned his bachelor's degree in special education from Wagner in 1990. He and his wife, Fran, have three children — Madison, Louis and Christopher. His last name is pronounced "ann-ah-ROO-mo."

Coaching history: 1989-90—Assistant coach (AC), U.S. Merchant Marine Academy. **1990-AC**, Wagner. **1990-91**—Graduate assistant coach, Syracuse. **1992-94**—AC, U.S. Merchant Marine Academy. **1995-2000**—AC, Harvard. **2001-03**—AC, Marshall. **2004-11**—AC, Purdue. **2012-17**—AC, Miami Dolphins (interim defensive coordinator for final 12 games of '15). **2018**—AC, N.Y. Giants. **2019-present**—Defensive coordinator, Cincinnati Bengals.

JAMES BETTCHER
LINEBACKERS



James Bettcher is in his third season with the Bengals in 2024, after joining the staff in '22 as linebackers coach.

In 2023, Bettcher once again worked with the talented LB duo of fourth-year pro Logan Wilson and fifth-year pro Germaine Pratt. Each player recorded a career high in tackles, as Wilson's team-leading 135 stops were the most by a Bengal since 2013 (Vontaze Burfict, 171), while Pratt topped the 100-tackle mark for the first time (118). The duo also combined to record 11 takeaways, tying for the most in the NFL by any LB tandem, highlighted by Wilson's four INTs that tied for the team lead.

Wilson and Pratt led the team in tackles in 2022 under Bettcher's guidance, as Wilson posted a then-career-high 123 stops and Pratt tallied 99. The pair helped Cincinnati rank sixth in the NFL in points allowed (20.1 per game) and seventh in rushing yards allowed (106.6).

Bettcher came to the Bengals from the San Francisco 49ers, where he spent the 2021 season as senior defensive assistant/running game specialist. That season, the 49ers ranked third leaguewide in total yards allowed (310.0 per game) and seventh in rushing yards allowed (103.5).

Bettcher spent the 2018-19 seasons as defensive coordinator with the N.Y. Giants. In 2019, he oversaw a Giants defense that ranked third in the NFL in rushing yards allowed per attempt (3.86). In 2018, while coaching alongside current Bengals defensive coordinator Lou Anarumo, who served as the Giants' DBs coach, Bettcher helped S Landon Collins and LB Olivier Vernon earn Pro Bowl selections.

Bettcher spent five seasons on the Arizona Cardinals' staff (2013-17), including the final three as defensive coordinator. Arizona ranked in the top six in the NFL in total defense in each year Bettcher held the DC title, while also ranking fourth in takeaways (82) and defensive TDs (11) in that span. The Cardinals were third in rushing yards allowed per play and sixth in third-down defense in 2017, and in '16 they led the league with 48 sacks. Bettcher guided six players to Pro Bowl selections and four to All-Pro honors as defensive coordinator, after spending his first two years in Arizona as outside linebackers coach.

Bettcher first entered the NFL in 2012 as special assistant to the head coach for the Indianapolis Colts. During that season, Bruce Arians stepped in as interim head coach for 12 games while Chuck Pagano received treatment for leukemia. With Bettcher's assistance, Arians led the team to a playoff berth and was named AP NFL Coach of the Year.

Before joining the Colts, Bettcher spent nine years in the college coaching ranks. He served as linebackers/special teams coach at the University of New Hampshire in 2011, after coaching defensive ends and special teams at Ball State University in '10.

Bettcher was a graduate assistant at the University of North Carolina from 2007-09, working primarily with the defense. He helped develop DL Robert Quinn, who went on to become a 2011 first-round NFL draft pick. Prior to UNC, Bettcher spent one season (2006) as a defensive graduate assistant at Bowling Green State University, working with the secondary and special teams units.

Bettcher began his coaching career at his alma mater, the University of St. Francis (Ind.), where he served as special teams coordinator and defensive line coach from 2003-05. With Bettcher on staff, the Cougars earned three berths to the NAIA playoffs, including two national championship game appearances.


Bettcher was a two-time NAIA Coaches All-American as an offensive lineman during his playing career at St. Francis (1999-2002). In his senior season in 2002, he received the team's Silver Helmet Award for leadership, coachability and performance on the field. He also competed on the school's track and field team, earning five All-America honors. He was inducted into the St. Francis Hall of Fame in 2012.

Bettcher was born in Lakeville, Ind. He and his wife, Erica, have three sons — Colton, Brooks and Cruz — and one daughter, Addison.

Playing and coaching history: 1999-2002—Played OL at St. Francis (Ind.). **2003-05**—Assistant coach (AC), St. Francis (Ind.). **2006**—Graduate assistant, Bowling Green. **2007-09**—Graduate assistant, North Carolina. **2010**—AC, Ball State. **2011**—AC, New Hampshire. **2012**—Special Assistant to the Head Coach, Indianapolis Colts. **2013-14**—AC, Arizona Cardinals. **2015-17**—Defensive coordinator, Arizona Cardinals. **2018-19**—Defensive coordinator, N.Y. Giants. **2021**—AC, San Francisco 49ers. **2022-present**—AC, Cincinnati Bengals.

JOEY BOESE

DIRECTOR OF PLAYER PERFORMANCE/ HEAD STRENGTH AND CONDITIONING



Joey Boese is in his sixth season leading the Bengals' strength and conditioning program, and his first with the title of director of player performance.

Since arriving in Cincinnati in 2019, Boese and his staff have led the physical development of an influx of new and young Bengals players. In 2023, he helped QB Joe Burrow return to the field in time for the start of the regular season, after the Pro Bowler missed nearly a month of training camp due to a calf injury. Boese also aided in the return of G Alex Cappa and OT Jonah Williams, who each started all 17 games after suffering injuries that kept them out of playoff games the previous season.

In 2022, Boese worked with Burrow as he recovered from an emergency surgery to remove his appendix, which held him out of training camp for three weeks. Boese also was instrumental in WR Ja'Marr Chase and DT DJ Reader overcoming in-season injuries to help the Bengals claim their second straight AFC North Division title and advance to the AFC Championship.

Boese's program helped Cincinnati navigate a 21-game schedule in 2021 that included a postseason run to Super Bowl LVI. His staff was key in Burrow's rehabilitation, as the second-year QB set several single-season team records after missing the final six games of his rookie season in 2020 due to a knee injury. Burrow was named the NFL Comeback Player of the Year, becoming the second player in Bengals history to receive the honor.

Boese in 2020 navigated the restraints of the COVID-19 pandemic, which prohibited training at the team facility during the offseason. His staff adjusted and helped onboard a seven-player draft class and numerous free agent signees.

In 2019, his first season in Cincinnati, Boese's program contributed to a late-season surge, as the Bengals averaged 70.6 more rushing yards per game in the second half of the season compared to the first, while defensively they yielded 84.1 fewer yards per game.

Prior to joining the Bengals, Boese spent three years (2016-18) as the head football strength and conditioning coach at the University of Illinois. In 2018, he worked with an Illini offense that ranked second in the Big Ten in rushing yards per game (244.2). He spent the previous four seasons (2012-15) as head S&C coach at Fresno State University, where he aided in the development of six NFL draft picks while helping the Bulldogs to back-to-back conference titles in '12-13.

Boese began his coaching career as assistant strength and conditioning coach at Texas A&M from 2008-11, where he worked alongside current Bengals head coach Zac Taylor and wide receivers coach Troy Walters. He additionally led the strength and conditioning program for Texas A&M's baseball team from 2009-11, helping the Aggies reach the '11 College World Series.

Boese was a two-year starter and three-time Academic All-Big Ten selection as a defensive back at the University of Wisconsin from 1998-2001. He helped the Badgers win back-to-back Rose Bowls (1998-99), followed by a Sun Bowl victory in 2000. He went on to play four seasons (2003-06) for the Calgary Stampeders of the Canadian Football League. After his playing career, he served as a defensive video intern at the University of Nebraska in 2007.

Boese was born in Chicago, Ill., and raised in Southern California. He earned a bachelor's degree in communication arts from Wisconsin in 2002, and finished his master's of science in health, physical education and recreation at Emporia State University in '08. He is a certified strength and conditioning specialist (CSCS), and a member of the National Strength and Conditioning Association (NSCA) and Collegiate Strength and Conditioning Coaches Association (CSCCA).

Boese and his wife, Aimee, have three sons — Sam, Ben and Max. His last name is pronounced "bo-ZAY."

Playing and coaching history: 1998-2001—Played DB at Wisconsin. 2003-06—Played DB with Calgary Stampeders (CFL). 2008-11—Assistant coach (AC), Texas A&M. 2012-15—AC, Fresno State. 2016-18—AC, Illinois. 2019-present—AC, Cincinnati Bengals.

CHARLES BURKS SECONDARY/CORNERBACKS



Charles Burks is in his sixth NFL season and his third in Cincinnati in 2024. He again serves as the Bengals' secondary/cornerbacks coach.

In 2023, Burks worked with a young cornerbacks group that included second-year player Cam Taylor-Britt and rookie DJ Turner II. Taylor-Britt emerged as the team's top boundary corner, as he tied for the team lead with four INTs (tied for seventh in NFL) and totaled 11 PDs. Turner saw limited snaps early in his rookie campaign, but under Burks' tutelage he went on to start 12 of the team's final 13 games and recorded seven

PDs, the most by a Cincinnati rookie defensive back since S Jessie Bates III (seven) in 2018.

In 2022, Burks led a cornerbacks room that played a key role in the team holding opposing passers to a league-low 58.9 completion percentage. He helped in the adjustment to the pro game for Taylor-Britt, who missed the first six games of his rookie season due to an injury but went on to start the team's final nine regular-season games and all three postseason contests. Despite veteran CB Chidobe Awuzie suffering a season-ending knee injury in Week 8, Burks' unit was instrumental in the Bengals allowing just 17 TD passes (tied for third fewest in NFL).

Burks began his NFL coaching career in Miami in 2019, spending two seasons as a coaching assistant with a focus on the team's cornerbacks before being promoted to cornerbacks coach in 2021. In 2021, he helped CB Xavier Howard further establish himself as one of the game's top corners, as the sixth-year veteran tied for fourth in the NFL in INTs (five), while tying for sixth in PDs (16). Howard earned his third career Pro Bowl nod, and his second during Burks' Miami tenure.

In 2020, Howard had a Dolphins single-season record 10 INTs, which were also the most by an NFL player since 2007, to earn first-team All-Pro honors. With Burks on staff, Miami's defense led the NFL in takeaways (29) and third-down defense (31.2 percent).

Prior to his time with the Dolphins, Burks spent eight seasons in the collegiate ranks. He served as defensive coordinator at Southeastern Oklahoma State from 2014-18, overseeing a unit in '18 that led all of NCAA Division II in passing defense (118.7 yards allowed per game). That season, the Savage Storm also ranked in the top 10 nationally both in total defense (sixth; 251.2 yards allowed) and scoring defense (seventh; 15.4 points allowed).

In 2016, Burks coached CB Raheem Wilson, who led all Division II players with 24 PDs while recording five INTs to garner D-II All-America honors.

Burks coached at three schools in three seasons before Southeastern Oklahoma State, serving as secondary coach at Texas A&M-Commerce (2013), assistant secondary/cornerbacks coach at West Texas A&M (2012) and secondary coach at his alma mater, East Central University (2011).

A three-year letterman (2008-10) at East Central, located in Ada, Okla., Burks played cornerback for a Tigers team that won a Lone Star Conference North Division championship.

Burks was born in Grand Prairie, Texas. He earned his bachelor's degree in kinesiology with a minor in sociology from East Central, where he also received a master's degree in sports administration.

Playing and coaching history: 2008-10—Played CB at East Central University (Okla.). 2011—Assistant coach (AC), East Central. 2012—AC, West Texas A&M. 2013—AC, Texas A&M-Commerce. 2014-18—Defensive coordinator, Southeastern Oklahoma State. 2019-21—AC, Miami Dolphins. 2022-present—AC, Cincinnati Bengals.

JAMES CASEY TIGHT ENDS



James Casey is in his sixth season in Cincinnati, and sixth as an NFL coach. He joined the Bengals as tight ends coach prior to the 2019 season.

In 2023, Casey worked with a versatile tight ends room that saw four players start at least one game. Fourth-year pro Tanner Hudson, who began the year on the team's practice squad, emerged as a dependable pass-catching option in the second half of the season and led the position group in receptions (39) and receiving yards (352). Casey also helped Drew Sample return from a season-ending injury the previous year and start 10 games. Sample posted his most catches (22) and yards (163) since 2020, while continuing to serve as the team's top blocking tight end.

In 2022, Casey coached offseason free agent signee Hayden Hurst, who in his lone season with Cincinnati caught 52 passes — the most by a Bengals TE since 2015 — despite missing three games. Stepping into the starting lineup when Hurst was out was TE Mitchell Wilcox, who set career highs in receptions (17) and receiving yards (139).

In 2021, Casey helped TE C.J. Uzomah log career highs in catches (49), receiving yards (493) and receiving TDs (five), ranking in the top 10 among AFC tight ends in each category. Uzomah went on to net 146 receiving yards in the postseason as Cincinnati advanced to Super Bowl LVI.

In 2020, Casey oversaw Sample's transition into a more prominent role after Uzomah suffered a season-ending injury in Week 2. Sample totaled career highs in receptions (40) and receiving yards (349).

In 2019, Casey's first season in Cincinnati, the Bengals' tight ends accounted for a third of the team's receiving TDs (six of 18). The group also contributed to pass protection, helping Cincinnati allow 10 fewer sacks in the second half of the season compared to the first.

Prior to joining the Bengals, Casey spent three years (2016-18) on the University of Houston coaching staff. In 2018, he served as special teams coordinator/tight ends coach, and helped the Cougars' offense rank fourth nationally in scoring (46.4 points per game) and sixth in total offense (528.6 yards per game).

In 2017, Casey played a key role in the emergence of TE Romello Brooker, who entered the year with just nine career receptions but went on to net 29 catches for 364 yards and six TDs (led American Athletic Conference).

In 2016, Casey's first coaching season after a seven-year ('09-15) NFL playing career, he served as an offensive analyst at Houston and helped the Cougars rank 15th nationally in passing offense (310.9 yards per game). Houston also ranked 21st in scoring (38.0 points) and topped the 30-point park in 11 of 12 regular-season games.

A tight end/fullback during his playing career, Casey originally was a fifth-round draft pick of the Texans in 2009, and spent four seasons ('09-12) with Houston before later stints with the Philadelphia Eagles ('13-14) and Denver Broncos ('15).

Casey played collegiately at Rice University in Houston, where he had a record-setting career as a tight end in just two seasons (2007-08). He left the program with school records for receptions in a season, receiving yards in a season and receiving yards in a game. He earned Freshman All-America honors in 2007, and first-team All-Conference USA and Academic All-America recognition in 2008. He was named the 2008 recipient of Rice's James W. Glanville Award, presented to the player who has achieved excellence in athletics, academics and integrity.

Prior to his time at Rice, Casey was drafted by the Chicago White Sox in the seventh round of the 2003 MLB Draft. He spent three seasons with the White Sox organization as a pitcher, before enrolling at Rice and pursuing football.

Casey was born on Sept. 22, 1984, in Fort Worth, Texas, and was raised in nearby Azle, Texas. He attended Azle High School, where he was a standout quarterback on the football team and pitcher on the baseball team.

Casey and his wife, Kylie, have two sons, Cannon and Knox.

Playing and coaching history: 2007-08—Played TE at Rice. **2009-12**—Played TE with Houston Texans. **2013-14**—Played TE with Philadelphia Eagles. **2015**—Played TE with Denver Broncos. **2016-18**—Assistant coach (AC), University of Houston. **2019-present**—AC, Cincinnati Bengals.

SIGISMONDO CIOFFI DEFENSIVE QUALITY CONTROL



A Bengals assistant from 1997-2010, Sigismondo "Louie" Cioffi returned to Cincinnati in 2021 after more than a decade away, and serves as defensive quality control coach. The 2024 season marks his 18th Bengals season, and 26th as an NFL coach.

In 2023, Cioffi worked with several Bengals defenders who posted statistical career years. Namely, DE Trey Hendrickson recorded a career-high 17.5 sacks which tied for second in the NFL, while LB Logan Wilson tallied a career-best 135 tackles. Cincinnati as a team grabbed 17 INTs, tied for eighth most leaguewide and the most by a Bengals squad since 2016.

In 2022, Cioffi helped the Cincinnati defense rank sixth in the NFL in points allowed per game (20.1) and seventh in rushing yards allowed per game (106.6). The Bengals also held opposing passers to a league-low 58.9 completion percentage and gave up 300 net passing yards just once during the regular season.

In 2021, Cioffi helped the Bengals' defense allow the fifth fewest rushing yards per game in the NFL (102.5). The Bengals also recorded the 11th most sacks in the league (41), led by free agent acquisition DE Trey Hendrickson, who logged 14 (fifth most in NFL). Cincinnati's eight INTs during its run to Super Bowl LVI were the most by any team in a single postseason since Green Bay in 2010.

In 2020, Cioffi served as defensive coordinator of the XFL's D.C. Defenders. The defense ranked second in the league both in third-down and red zone percentage, helping lead the team to a first-place finish in the XFL East. He spent the 2019 season as defensive coordinator/linebackers coach of the AAF's Atlanta Legends, overseeing a unit that led the league in total defense and passing defense. In 2018, he served as defensive coordinator at Southeastern Louisiana University.

Cioffi served as defensive backs coach for the Cleveland Browns in 2016, helping CB Brieon Boddy-Calhoun tie for the NFL rookie lead in INTs (three). From 2014-15, Cioffi was CBs coach for the Tennessee Titans, and helped the '15 team rank seventh in the NFL in passing yards allowed per game (229.9).

Cioffi also spent the 2013 season with the Browns, serving as defensive backs coach as Cleveland ranked eighth in the NFL in passing yards allowed per game (221.1). That year, he helped guide CB Joe Haden and S T.J. Ward to their first career Pro Bowl selections.

From 2011-12, Cioffi was defensive backs coach with the Arizona Cardinals. Under his guidance, the 2012 Cardinals allowed the lowest passer rating (71.2) in the NFL, while ranking second in INTs (22), and fifth in passing yards allowed per game (200.8). Working with Cioffi, CB Patrick Peterson earned his first two Pro Bowl nods.

Cioffi's first stint with the Bengals came from 1997-2010, and he began his role on staff at age 23 as the youngest full-time assistant coach in the NFL. He started as defensive staff assistant (1997-2000) and defensive assistant ('01-02), before moving to assistant defensive backs coach ('03-10). In his seven years as DBs coach, Cioffi helped the Bengals rank fifth in the NFL in INTs (150), and he oversaw the development of CBs Deltha O'Neal, Tory James, Leon Hall and Johnathan Joseph, along with safeties Madiou Williams, Chinedum Ndukwe, Chris Crocker and Roy Williams. In 2009, the Bengals ranked fourth in the NFL in yards allowed (301.4 per game), sixth in passing yards allowed (203.1), and sixth in points allowed (18.2). The 2009 pass defense ranking was Cincinnati's highest since 1993.

Cioffi spent the 1995-96 seasons as wide receivers coach at C.W. Post University in Brookville, N.Y., helping the '96 team win the ECAC Division II title.

Prior to his time at C.W. Post, Cioffi served in 1993-94 as a 20 and 21-year-old assistant to Bruce Coslet's coaching staff on the N.Y. Jets. Then, in 1997 when he took over full-time as Bengals head coach, Coslet brought Cioffi on board as part of a reorganization of the coaching staff.

Cioffi was born Sept. 21, 1973, in Queens, N.Y. and attended college at SUNY-Stony Brook. His wife's name is Cindy. They have two daughters, Cecilia Elle and Corrine, and a son, Sigismondo Connor.

Coaching history: 1993-94—Coaching assistant, N.Y. Jets. **1995-96**—Assistant coach (AC), C.W. Post. **1997-2010**—AC, Cincinnati Bengals. **2011-12**—AC, Arizona Cardinals. **2013**—AC, Cleveland Browns. **2014-15**—AC, Tennessee Titans. **2016**—AC, Cleveland Browns. **2018**—Defensive coordinator, Southeastern Louisiana University. **2019**—Defensive coordinator, Atlanta Legends (AAF). **2020**—Defensive coordinator, D.C. Defenders (XFL). **2021-present**—AC, Bengals.

MARK DUFFNER
SENIOR DEFENSIVE ASSISTANT



A Bengals assistant from 1997-2002, Mark Duffner returned to Cincinnati's coaching staff in '19 as senior defensive assistant. He now is in his 28th season as an NFL coach, and 12th overall with the Bengals.

In 2023, Duffner worked closely with Pro Bowl DE Trey Hendrickson, who posted a career-high 17.5 sacks which tied for second in the NFL and rank second in a single season in team history.

In 2022, Duffner helped the defense rank sixth in the NFL in points allowed per game (20.1). Hendrickson earned his second straight Pro Bowl nod with a team-leading eight sacks, while DT DJ Reader helped Cincinnati rank seventh leaguewide in rushing defense (106.6 yards allowed per game).

In 2021, Duffner worked with a defense that ranked fifth in the NFL in rushing yards allowed (102.5 per game) and 11th in sacks (41). Hendrickson in his first Bengals season notched 14 sacks, the fifth most in the league. Cincinnati's run to Super Bowl LVI marked Duffner's first time coaching in the big game, as the Bengals had a league-high 155 tackles in the postseason.

In 2020, Duffner helped guide the transition of seven new starters despite an offseason with no on-field work due to COVID-19. In 2019, Cincinnati recorded 11 more sacks in the second half of the season compared to the first eight games and allowed 84.1 fewer yards per game.

Duffner spent 2016-18 with the Tampa Bay Buccaneers as linebackers coach and served the last 11 games of '18 as interim defensive coordinator. In those 11 contests, the Bucs' defense improved its yards allowed per game from 439.8 to 357.7. In 2017, Duffner helped LB Kwon Alexander earn his first Pro Bowl nod, while LB Lavonte David had five FFs (second most in NFL) and a league-high five FRs. Duffner in 2017 and '18 was voted as Buccaneers Coach of the Year as part of Tampa Bay's local PewterCast Awards.

From 2014-15, Duffner served as linebackers coach for the Miami Dolphins, working alongside several current Bengals coaches, including head coach Zac Taylor and defensive coordinator Lou Anarumo.

Prior to Miami, he spent eight seasons (2006-13) coaching LBs with the Jacksonville Jaguars. Duffner in 2014 was named Jacksonville's top assistant coach by the Florida Times-Union on the Jaguars' All-20th Anniversary Team. He spent the 2003-05 seasons as LBs coach for the Green Bay Packers.

Duffner broke into the NFL coaching ranks with the Bengals from 1997-2002, spending four seasons ('97-00) as LBs coach and two ('01-02) as defensive coordinator. In 2001, the team allowed its fewest points (309) since 1989.


Prior to the NFL, Duffner coached 22 years in the college ranks, including 11 as a head coach. He compiled a combined 80-40-1 record as a head coach at the University of Maryland (1992-96) and The College of the Holy Cross ('86-91). Duffner in 1995 helped the Terrapins return to the national rankings for the first time in nine seasons. He also guided Holy Cross to five Patriot League championships and the No. 1 ranking in the final 1987 NCAA Division I-AA poll. He was named Patriot League Coach of the Year four times, and in 1987 and '91 was voted the National Coach of the Year. Duffner left Holy Cross with the best winning percentage in Patriot League history (.917), and was inducted into the Holy Cross Hall of Fame in 2008.

Duffner began his coaching career as a graduate assistant at Ohio State under Woody Hayes from 1975-76 while he earned a master's degree. He then served as defensive coordinator at the University of Cincinnati from 1977-80.

Duffner was born on July 19, 1953, in Annandale, Va.. He played college football at William & Mary from 1972-74 (inducted into school's hall of fame in '90). He and his wife, Kathy, have two daughters, Christina and Carolyn, and one son, John, as well as four granddaughters and one grandson.

Playing and coaching history: 1971-74—Played DL at William & Mary. **1975-76**—Graduate assistant coach, Ohio State. **1977-80**—Defensive coordinator, University of Cincinnati. **1981-85**—Defensive coordinator and recruiting coordinator, Holy Cross. **1986-91**—Head coach, Holy Cross. **1992-96**—Head coach, Maryland. **1997-2000**—Assistant coach (AC), Cincinnati Bengals. **2001-02**—Defensive coordinator, Bengals. **2003-05**—AC, Green Bay Packers. **2006-13**—AC, Jacksonville Jaguars. **2014-15**—AC, Miami Dolphins. **2016-18**—AC, Tampa Bay Buccaneers (interim defensive coordinator for final 11 games of '18). **2019-present**—AC, Bengals.

DEREK FRAZIER
ASSISTANT OFFENSIVE LINE



Derek Frazier is in his third season as the Bengals' assistant offensive line coach after joining the staff in 2022.

In 2023, Frazier helped a pair of O-line starters in G Alex Cappa and OT Jonah Williams return from injuries that caused them both to miss time during the '22 postseason. Each player started all 17 regular-season games, with Williams making the transition from left tackle to right tackle for the first time in his career. Frazier also worked with Orlando Brown Jr., a marquee free agent acquisition who lined up at left tackle for 97.3 percent of the team's offensive snaps in his first Bengals season.

In 2022, Frazier helped guide a new-look offensive line that featured four new starters, including LG Cordell Volson, the team's fourth-round draft pick. Working with Frazier, Volson played 100 percent of Cincinnati's offensive snaps during the regular and postseason. The unit improved as the year progressed, allowing 17 fewer sacks in the second half of the season (14) compared to the first (31), and holding opponents to no more than two sacks in each of the final eight games.

Frazier came to Cincinnati after spending the 2021 season as offensive line coach at the University of Wyoming. He coached a line that helped the Cowboys average 195.1 rushing yards per game, second most in the Mountain West Conference. Three Wyoming offensive linemen earned All-Mountain West honors under Frazier's tutelage.

Frazier spent the 2019-20 seasons as assistant offensive line coach with the N.Y. Jets, working alongside current Bengals offensive line coach/ run game coordinator Frank Pollack. In 2020, Frazier helped first-round draft pick Mekhi Becton earn numerous all-rookie honors. In 2019, the Jets fought through a wave of injuries that forced the team to use 11 different starters (second most in NFL) along the line. The group showed improvement as the season progressed, allowing 22 fewer sacks in the second half of the year compared to the first.

Prior to his first NFL coaching position with the Jets, Frazier spend four seasons (2015-18) at Central Michigan University, where he served as offensive line coach and had the added distinction of run game coordinator from '17-18. Frazier helped CMU appear in three consecutive bowl games from 2015-17.

Frazier spent the 2012-14 seasons as offensive line coach at Colorado State University, helping the program increase its win total from four to 10 over a three-year period. He coached two offensive linemen — Ty Sambrailo and Weston Richburg — to first-team All-Mountain West honors, with Richburg becoming a second-round draft choice by the N.Y. Giants.

Frazier had two coaching stints at Fresno State, the latter of which from 2006-11. He served as the offensive line coach for the 2006-08 seasons and added the responsibility of run-game coordinator from '09-11. He previously spent the 2003-04 campaigns as a graduate assistant. During his years at Fresno State, Frazier helped the Bulldogs earn six bowl game bids with three wins against Power 5 opponents. He helped develop All-American OL Logan Mankins, who went on to play 11 seasons in the NFL with the New England Patriots and Tampa Bay Buccaneers.

Frazier was the offensive coordinator and offensive line coach at Adams State College in Alamosa, Colo., for two seasons (2001-02), where he also served as the weight throws coach for the track & field program. He spent the 2000 season as offensive coordinator and offensive line coach at Nichols College in Dudley, Mass., helping lead the team to a 7-3 record and the first postseason appearance in school history.

A four-year letterman at the University of Northern Colorado (1992-96), Frazier was the starting center on the Bears' NCAA Division II National Championship team in 1996. That season, he received the team's Most Inspirational Offensive Player Award.

Frazier earned his bachelor's degree in business administration from Northern Colorado in 1997 and received a master's degree from Nichols College in 2000. He is married with two children.

Playing and coaching history: 1992-96—Played OL at Northern Colorado. **1998-2000**—Assistant Coach (AC), Nichols College (Mass.). **2001-02**—AC, Adams State College (Colo.). **2003-04**—AC, Fresno State. **2005**—AC, Northern Arizona. **2006-11**—AC, Fresno State. **2012-14**—AC, Colorado State. **2015-18**—AC, Central Michigan. **2019-20**—AC, N.Y. Jets. **2021**—AC, Wyoming. **2022-present**—AC, Cincinnati Bengals.

JUSTIN HILL RUNNING BACKS



Justin Hill is in his fourth Bengals season in 2024, after joining the staff in '21 as running backs coach.

In 2023, Hill helped HB Joe Mixon record his fourth career 1000-yard rushing season. Mixon finished with 1034 yards on the ground to go with 376 receiving yards, which made him one of three players in the NFL to net over 1200 yards from scrimmage in each season since 2021 — when Hill joined the Bengals' staff. Hill also helped develop fifth-round pick HB Chase Brown, who emerged as a key contributor in the latter half of his rookie campaign with 322 scrimmage yards over the

team's final six games.

In 2022, Hill coached a running backs group that helped the Cincinnati offense rank eighth in the NFL in total offense (360.5 yards per game). Mixon posted 1255 scrimmage yards, including a career-high 441 receiving despite missing two games due to an injury. HB Semaje Perine started both contests in Mixon's absence and rushed for a combined 166 yards on 38 carries (4.4 average). Perine finished the regular season with 394 rushing yards, his most since 2017.

In 2021, his first season in Cincinnati, Hill helped Mixon enjoy a career year that resulted in his first Pro Bowl selection. Mixon ranked third in the NFL in rushing yards (1205) and rushing TDs (13) during the regular season, then ran for 262 yards in the postseason to help lead the Bengals to Super Bowl LVI.

Hill spent the previous six seasons (2015-20) as running backs coach at the University of Tulsa. During his tenure with the Golden Hurricane, the team's running backs totaled 50 100-yard rushing games and five 200-yard games. As a team, they topped 300 yards rushing in 13 games, while his running backs earned four all-conference honors.

In 2020, Hill was promoted before the season to run game coordinator, and then helped steer Tulsa's backfield through an injury to No. 1 RB Shamari Brooks. RBs Corey Taylor II and Deneric Prince stepped in and combined for 1076 rushing yards and eight TDs in just nine games.

In 2016, Two of Hill's proteges — RBs James Flanders and D'Angelo Brewer — each topped 1000 yards rushing, with Flanders' school-record 1629 yards leading the American Athletic Conference. Flanders and Brewer became the first duo in school history to combine for 3000 rushing yards, and helped the Golden Hurricane rank eighth nationally in rushing yards per game (261.7), while also setting a school record with eight 300-plus yard games.

In 2017, Tulsa ranked 14th nationally in rushing (247.3), and Brewer became the all-time rushing leader (3917) for both Tulsa and the AAC. After the season, Hill was one of 30 coaches nationwide selected by the American Football Coaches Association to participate in the AFCA's "30 Under 30" Coaches' Leadership Institute.

During his tenure at Tulsa, Hill guided four players — Flanders, Brewer, Brooks and Taylor — to 1000 career rushing yards. He also was at the helm for three of Tulsa's top five single-season rushing outputs.

Prior to his time at Tulsa, Hill spent three seasons (2012-14) at Baylor University, where he served as associate director of athletic performance for the football team. He spent 2011 as a graduate assistant coach at Iowa State.

Hill played collegiately at Rice University from 2007-10. He began his career as a running back, starting seven games and racking up a team-high 321 yards and three TDs as a true freshman. Due to injuries on Rice's defense the following year, Hill moved to the other side of the ball. He spent his final three seasons at linebacker, and totaled 97 tackles, six pass break-ups and three FFs. He was a team co-captain in 2010 and won the Jess Nealy Award, an honor given annually to the Owls' top linebacker.

Hill was born Sept. 9, 1988 in Mesquite, Texas. He graduated from Rice in 2011 with a degree in sociology, and then earned a master's degree in educational leadership and policy studies from Iowa State in 2015. He and his wife, Dana, have one daughter, Avery, and one son, Jordan.

Playing and coaching history: 2007-10—Played RB and LB at Rice. **2011**—Graduate assistant, Iowa State. **2012-14**—Associate director of athletic performance, Baylor. **2015-20**—Assistant coach (AC), Tulsa. **2021-present**—AC, Cincinnati Bengals.

MARION HOBBY DEFENSIVE LINE



Marion Hobby is in his 10th season as an NFL coach and fourth with the Bengals. A part of three consecutive winning seasons in his first three years in Cincinnati, he again leads the defensive line unit in 2024.

In 2023, Hobby helped DE Trey Hendrickson enjoy a career year that resulted in his third straight Pro Bowl selection. Hendrickson posted a career-high 17.5 sacks, which tied for second in the NFL and ranked second in a single season in team history. Hendrickson recorded at least one full sack in seven consecutive games, tying for the longest streak in the league in 2023 and marking the second longest streak of his career.

In 2022, Hobby coached a defensive line that spearheaded the seventh-ranked rushing defense in the NFL (106.6 yards allowed per game), which helped Cincinnati win its second straight AFC North Division title. Hendrickson had a team-high eight sacks, while DE Sam Hubbard notched 6.5 and led the Bengals with 11 TFLs.

Hobby led a pass-rushing resurgence for the Bengals in his first season in 2021, as Cincinnati's 41 sacks (t-11th in NFL) more than doubled its total of 17 in '20. Hendrickson, an offseason free agent acquisition, recorded 14 sacks, the fifth most in the league, to collect his first career Pro Bowl nod. During the regular season, four players — Hendrickson, Hubbard (7.5 sacks), DT Larry Ogunjobi (7.0) and DT B.J. Hill (5.5) — matched or surpassed the 2020 team's individual high of 5.5. The line continued its dominant play in the postseason, recording 10 sacks over four games to help lead the Bengals to an appearance in Super Bowl LVI.

Hobby spent the 2019-20 seasons as defensive line coach for the Miami Dolphins. In 2020, the line helped Miami record 41 sacks, tied for 10th in the NFL. In 2019, Hobby helped develop rookie DT Christian Wilkins, the team's first-round pick who went on to lead all rookie defensive linemen with 56 tackles.

Hobby served as DL coach for the Jacksonville Jaguars from 2017-18, leading one of the top units in the NFL. In 2017, the Jags ranked second leaguewide in sacks (55), with four players recording at least eight. Under Hobby, DL Calais Campbell became the first player in Jaguars history to log double-digit sacks in consecutive seasons (14.5 in 2017, 10.5 in '18).

Hobby has had two separate stints on Clemson University's coaching staff. The second was from 2011-16, when he served as co-defensive coordinator/DEs coach. The Tigers earned two national championship game berths and a College Football Playoff National Championship in 2016 with Hobby on staff. He also helped develop several NFL D-linemen, including DT DJ Reader, who went on to spend four seasons (2020-23) with the Bengals.

In 2014, Clemson led the nation in total defense (260.8 yards per game) and TFLs (131). That year's line included future first-rounder Vic Beasley, who spent three seasons under Hobby and became Clemson's all-time sack leader (33).

Prior to joining Clemson, Hobby spent three seasons (2008-10) as assistant head coach, defensive coordinator and defensive line coach at Duke University. In 2008, the Blue Devils held opponents to just 23.4 points per game, the program's best mark in 20 years. One of Duke's key contributors during that time was former Bengals LB Vincent Rey.

Hobby spent 2006-07 seasons as DEs coach for the New Orleans Saints. In 2006, he helped late Saints DE Will Smith net 10.5 sacks and a Pro Bowl nod.

Hobby's first stint at Clemson came in 2005, when he served as defensive line coach. Powered by the defensive line, Clemson ranked 11th in the nation in scoring defense (17.6 points per game).

Hobby has also held assistant coach positions at Mississippi (1999-2004), Tennessee (1998), Louisiana-Lafayette (1996-97) and Tennessee-Martin (1995).

Hobby was an All-SEC defensive end at the University of Tennessee before being selected by the Minnesota Vikings in the third round of the 1990 NFL draft. He played three seasons with the Vikings and Patriots (1990-92).

Born Nov. 7, 1966, Hobby was raised in Irondale, Ala. (outside Birmingham). He and his wife, Constance, have three daughters — Maria, Mariah and Camille.

Playing and coaching history: 1986-89—Played DE at Tennessee. **1990-92**—Played DE with New England Patriots. **1995**—Assistant coach (AC), Tennessee-Martin. **1996-97**—AC, Louisiana-Lafayette. **1998**—AC, University of Tennessee. **1999-2004**—AC, University of Mississippi. **2005**—AC, Clemson. **2006-07**—AC, New Orleans Saints. **2008-09**—AC, Duke. **2010**—Defensive coordinator, Duke. **2011-16**—Co-defensive coordinator, Clemson. **2017-18**—AC, Jacksonville Jaguars. **2019-20**—AC, Miami Dolphins. **2021-present**—AC, Cincinnati Bengals.

BEN JACOBS
ASSISTANT SPECIAL TEAMS



A former NFL linebacker who was in the league as recently as 2018, Ben Jacobs is in his first season on the Bengals' coaching staff and serves as special teams assistant. He spent the past four seasons (2020-23) as assistant special teams coach for the Washington Commanders.

During his tenure in Washington, Jacobs helped guide special teams units that ranked near the top of the league in several categories. In 2023, Washington averaged 25.0 yards per kickoff return, the seventh-best mark in the NFL. Leading the team's efforts in that department was RB Antonio Gibson, whose 826 total KOR yards from 2022-23 ranked seventh leaguewise in that span.

In 2022, the Commanders allowed just 6.4 yards per punt return, the fourth-best average in the NFL. Jacobs helped S Jeremy Reaves lead the team with a career-high 16 special teams tackles, which tied for second leaguewise and marked the most by a Washington player since 2012.

In 2021, Jacobs assisted in a midseason transition at kicker, as veteran Dustin Hopkins — who had converted 12 of 14 FG attempts through six games — was released and third-year pro Joey Slye took over the team's placekicking duties. Slye made all 12 of his FG attempts to close out the season, after joining Washington as a free agent in early November. Jacobs that year also helped Washington rank third in the NFL in average yards per kickoff return (25.1).

In 2020, Jacobs' first season with Washington, he helped the team win five of its final seven regular-season games to clinch an NFC East Division title. Washington allowed just 5.8 yards per punt return, the fifth-fewest in the NFL, and P Tress Way's 44.3 net yards per punt ranked fourth leaguewise.

Jacobs broke into coaching as assistant special teams coach for the Carolina Panthers in 2019. That followed an eight-year playing career in the NFL from 2011-18, in which he saw action in 73 games as a linebacker and special teams contributor.

Jacobs entered the NFL as a college free agent of the Cleveland Browns in 2011 and played in five games as a rookie, before spending the following two seasons on multiple practice squads. That included a brief stint on the Bengals' practice squad in November of 2012. He earned a spot on Carolina's active roster heading into the 2014 season, and went on to play the next five seasons ('14-18) for the Panthers.


Jacobs totaled 11 defensive tackles and 25 special teams tackles in his career. He led the Panthers in special teams stops in 2018 (six) and tied for the team lead in that category in '14 (five). Following the 2015 season, he played in each of Carolina's three postseason contests and helped the team win the NFC and advance to Super Bowl 50.

Jacobs played collegiately at Fresno State from 2007-10 (redshirted in '06), where he finished his career with the third-most tackles in school history (387). He was a first-team All-Western Athletic Conference selection in both his junior and senior seasons, and led the Bulldogs in tackles in each of his final three seasons.

Jacobs was born April 17, 1988 in Farmington, Mo. He graduated from Fresno State in 2011.

Playing and coaching history: 2007-10—Played LB at Fresno State. **2011**—Played LB with Cleveland Browns. **2014-18**—Played LB with Carolina Panthers. **2019**—Assistant coach (AC), Carolina Panthers. **2020-23**—AC, Washington Commanders. **2024**—AC Cincinnati Bengals.

FREDI KNIGHTEN
ASSISTANT QUARTERBACKS



Fredi Knighten is in his third season with the Bengals and first in the role of assistant quarterbacks coach. He joined the staff as an offensive assistant in 2022.

In 2023, Knighten worked with a Bengals offense that was without several key playmakers at different times due to injuries. However, with a healthy QB Joe Burrow behind center from Weeks 5-10, the team ranked fourth in the NFL in passing yards per game (275.6), seventh in scoring (26.6 points) and 11th in total yards (354.2). QB Jake Browning stepped into the starting role for the first time in his career after Burrow sustained a season-ending injury in Week 11, and went on to rank second in the league in passing yards (1868) and completion percentage (70.4) over the final seven weeks of the season. WR Ja'Marr Chase earned his third straight Pro Bowl selection with a career-high 100 catches for 1216 yards, and HB Joe Mixon topped 1000 rushing yards (1034) for the fourth time in his career.

In 2022, Knighten's first season in Cincinnati, the Bengals' offense ranked in the top 10 leaguewise in scoring (seventh, 26.1 points per game), total yards (eighth, 360.5), and passing yards (fifth, 265.0). Burrow set single-season team records for completions (414) and TD passes (35) en route to earning his first career Pro Bowl selection, while Chase (1046) and WR Tee Higgins (1029) each surpassed 1000 receiving yards for a second straight year.

Knighten joined the Bengals' staff after spending the 2021 campaign as an offensive analyst at Utah State University. He helped the Aggies set program records for passing yards (4248), TD passes (41), total 100-yard receiving games (13) and number of WRs with 10-plus TD catches (three). With Knighten on staff, Utah State finished the season ranked 15th nationally in passing offense (303.4 yards per game), 23rd in total offense (445.6 yards per game) and 33rd in scoring offense (32.6 points per game). The offense played a large role in the team tying the school record for wins (11) and claiming the program's first Mountain West Conference title.

At Utah State, Knighten worked with WR Deven Thompkins, who was named an AP third-team All-American and a semifinalist for the Biletnikoff Award. Thompkins ranked second in the NCAA and set a school record with 1,704 receiving yards on 102 receptions. He tied a Utah State record with nine total 100-yard receiving games, including six straight games with 100-plus yards.

Knighten spent two seasons (2019-20) at the University of Massachusetts, where he served as running backs coach for both years and also coached the quarterbacks in '20. During the 2020 season, none of the team's five RBs that fielded a handoff committed a fumble once over a combined 344 carries. The group rushed for a combined 1460 yards (4.2 per carry) and 11 TDs.

Prior to his time at UMass, Knighten served as a graduate assistant at Florida State for the 2018 season. He helped the Seminoles offense rank third in the ACC in passing yards per game (270.1), with QB Deondre Francois throwing for 2731 yards and 15 TDs. He was also a graduate assistant for two years (2016-17) at Maryland, helping the Terrapins rank in the top-20 nationally for fewest turnovers (14) in 2017. That season, WR DJ Moore set a school record with 80 receptions and led the Big Ten with 1033 receiving yards. Moore would become a first-round draft pick by the Carolina Panthers in 2018.


In 2016, Maryland's offense rushed for 2594 yards, marking the first time the program had 2500-plus yards on the ground since 2003. In the passing game, QB Perry Hills led the Big Ten in completion percentage (61.9).

Knighten enjoyed a decorated playing career as a dual-threat QB at Arkansas State (2012-15), ranking fourth in program history with 6986 total yards. He graduated with the second-most total yards in a single season (4056 in 2014) and was a two-time All-Sun Belt selection. Knighten was named MVP of the 2013 GoDaddy Bowl after recording 212 yards of total offense and leading the Red Wolves on a 55-yard game-winning drive in the final 1:25 of regulation.

A native of Little Rock, Ark., Knighten earned a bachelor's degree in interdisciplinary studies from Arkansas State in 2016. He and his wife, Alexis, have a son, Malcolm.

Playing and coaching history: 2012-15—Played QB at Arkansas State. **2016-17**—Graduate assistant coach, Maryland. **2018**—Graduate assistant coach, Florida State. **2019-20**—Assistant Coach (AC), Massachusetts. **2021**—AC, Utah State. **2022-present**—AC, Cincinnati Bengals.

JORDAN KOVACS SECONDARY/SAFETIES



A former NFL safety who was in the league as recently as 2016, Jordan Kovacs now is in his sixth season as a Bengals and NFL coach. The 2024 season is his first in the role of secondary/safeties coach, after he spent the '22-'23 seasons as assistant linebackers coach and '19-'21 as defensive quality control coach with a focus on linebackers.

In 2023, Kovacs worked with a dynamic LB duo of Logan Wilson and Germaine Pratt, who each set career highs in tackles. Wilson's team-leading 135 stops were the most by a Bengals player since LB Vontaze Burfict (171) in 2013, while Pratt topped the 100-tackle mark (118) for the first time in his career. Wilson also tied his career high for INTs with four, which tied for the Bengals lead and tied for seventh in the NFL.

Wilson and Pratt also paced the Bengals in tackles in 2022, with Wilson recording 123 and Pratt netting 99 — a career high for both players at the time. The pair played a key role in Cincinnati's defense ranking sixth in the NFL in points allowed (20.1 per game) and seventh in rushing yards allowed (106.6).

In 2021, Kovacs helped Wilson and Pratt assert themselves as core members of a Bengals defense that ranked fifth leaguewide in rushing yards allowed (102.5 per game). Wilson led the team with 98 tackles and had four INTs, which tied for the most by any LB. He followed up with a team-high 39 tackles in Cincinnati's postseason run to Super Bowl LVI. Pratt posted 88 tackles in the regular season and had a game-sealing INT late in the Wild Card Playoff win over Las Vegas.

In 2020, Kovacs helped guide a young LB group that featured three rookie draft picks. The talented room helped contribute to the Bengals holding opposing QBs to just a 62.8 completion percentage, sixth best in the NFL.

In 2019, his first season as an NFL coach, Kovacs and the staff keyed a substantial defensive turnaround, as Cincinnati allowed 84.1 fewer yards per game in the second half of the season compared to the first eight games.

Prior to joining the Bengals' staff, Kovacs spent two seasons (2017-18) working at his alma mater, the University of Michigan. In 2018, he served as a defensive graduate assistant with a focus on the defensive line, helping the Wolverines finish second in the nation in total defense (275.2 yards per game). He spent the 2017 season as a coaching intern at Michigan, working with the defense and special teams. The Wolverines led the nation in both passing defense and third-down conversion percentage allowed, and were the only team in the country to hold five opponents under 200 yards of total offense. No other Big Ten school had accomplished that feat in the previous 20 years.

Prior to his coaching career, Kovacs played safety for the Miami Dolphins for parts of three seasons (2013-15), after originally signing with the team as a college free agent in '13. He played in 28 career games for the Dolphins, totaling 10 tackles and a sack. He also spent time briefly on the Philadelphia Eagles' practice squad in 2014, and with the Kansas City Chiefs and L.A. Rams during the 2016 preseason.


Kovacs had a standout collegiate career as a safety at Michigan from 2009-12, after originally joining the program as a walk-on in '08. He was a four-year letter winner and four-year starter for the Wolverines, appearing in 50 total games with 46 starts. Kovacs became just the 15th player in school history to record 300 career tackles, and left the program ranked 12th in that category (331).

As a senior in 2012, Kovacs earned Michigan's Bo Schembechler Most Valuable Player Award, as well as second-team All-Big Ten honors. He was also a finalist for the Burlsworth Trophy, presented annually to the top college football player who began their career as a walk-on. Kovacs was named All-Big Ten honorable mention in 2010 and '11, and was an Academic All-Big Ten selection in '11 and '12.

Kovacs was born June 12, 1990, in Curtice, Ohio, outside of Toledo. He graduated from Michigan in 2012 with a degree in kinesiology. He and his wife, Kat, have a son, Louis.

Playing and coaching history: 2009-12—Played S at Michigan. **2013-15**—Played S with Miami Dolphins. **2017**—Coaching intern, Michigan. **2018**—Graduate assistant coach, Michigan. **2019-present**—Assistant coach, Cincinnati Bengals.

BRAD KRAGTHORPE QUARTERBACKS



Brad Kragthorpe is in his sixth season on the Bengals' staff in 2024, and his first in the role of quarterbacks coach. He served as assistant quarterbacks coach in 2023, after spending two seasons ('21-'22) as assistant wide receivers coach and two ('19-'20) as an offensive assistant.

In 2023, Kragthorpe helped QB Jake Browning step into the starting role for the first time in his career after starter Joe Burrow suffered a season-ending injury in Game 10. Browning steered the Bengals to a 4-3 record as a starter, and in those seven weeks he ranked second in the NFL in passing yards (1868) and completion percentage (70.4), while passing for 11 TDs and netting a passer rating of 99.1. With a healthy Burrow from Games 5-9, the Bengals ranked fourth in the NFL in passing yards per game (275.6), seventh in scoring (26.6 points) and 11th in total yards (354.2).

In 2022, Kragthorpe worked with a dynamic receiving corps that featured Tyler Boyd, Ja'Marr Chase and Tee Higgins. Each player recorded over 700 receiving yards, making the Bengals one of two NFL teams with three WRs to reach that number. Chase, despite missing four games due to a hip injury, led the team in receptions (87), receiving yards (1046) and receiving TDs (nine) to earn his second straight Pro Bowl nod, while Higgins posted 74 catches for 1029 yards and seven TDs. Cincinnati's production at wide receiver helped drive an offense that ranked fifth in the NFL in passing yards per game (265.0).

In 2021, Kragthorpe worked with the team's first-round draft pick in Chase, who he previously coached at Louisiana State in 2018. Chase was named the AP Offensive Rookie of the Year after posting the most receiving yards by a first-year player in the Super Bowl era at the time (1455, since surpassed), while grabbing 13 receiving TDs. He and Higgins (1091 yards) became the first duo in NFL history to record 1000 receiving yards in the same season before the age of 23.

Serving as an offensive assistant in 2020, Kragthorpe helped QB Joe Burrow make the transition from college to the NFL after he was selected No. 1 overall in the draft. Prior to his season-ending knee injury in Game 10, Burrow's 264 completions were the most by an NFL QB through their first 10 career games, while his 2688 passing yards were fifth.

In 2019, Kragthorpe and the Cincinnati offensive staff helped key a turnaround in the second half of the season, as the Bengals averaged 70.6 more rushing yards over the final eight games (130.1) compared to the first eight (59.5). Their average rushing yards per attempt jumped 1.26 yards (3.17 to 4.43) over the same span, while they allowed 10 fewer sacks.

Kragthorpe spent the 2018 season as an offensive analyst at LSU, working with an offense that featured both Burrow and Chase. In his first season with the Tigers after transferring from Ohio State, Burrow started all 13 games and threw 16 TD passes to just five INTs (fewest by a starting QB in the SEC). He helped lead LSU to a 10-3 record and a victory in the Fiesta Bowl, where Chase had a game-high 93 receiving yards and a TD.

Prior to his time at LSU, Kragthorpe spent two seasons (2016-17) working with wide receivers at Utah State University as an offensive graduate assistant.

Before entering the coaching ranks, Kragthorpe was a college quarterback. He opened his collegiate career at Idaho State in 2011 (did not play), and then transferred to Louisiana State for his final three years of eligibility. After sitting out the 2012 season at LSU due to NCAA transfer rules, he played in 25 games from 2013-15 as a reserve QB and holder on placekicks. He was part of one of college football's signature plays in 2015 when, on a fake FG attempt against rival Florida, he threw a backward pass to K Trent Dominigue, who then raced 16 yards for what proved to be the game-winning score.

Kragthorpe was born March 2, 1992, in Flagstaff, Ariz. He attended Holland High School in Tulsa, Okla., where he was a standout in both football and baseball. His father, Steven Kragthorpe, was a college head coach at Tulsa (2003-06) and Louisville ('07-09). His grandfather, Dave Kragthorpe, was a college head coach at South Dakota State (1969), Idaho State ('80-82) and Oregon State ('85-90).

Playing and coaching history: 2011—Played QB at Idaho State. **2012-15**—Played QB at Louisiana State. **2016-17**—Graduate assistant coach, Utah State. **2018**—Assistant coach (AC), Louisiana State. **2019-present**—AC, Cincinnati Bengals.

DAN PITCHER
OFFENSIVE COORDINATOR



Dan Pitcher is in his ninth season on the Bengals' coaching staff and his first as offensive coordinator. He previously coached the team's QBs from 2020-23.

In 2023, Pitcher worked with Pro Bowl QB Joe Burrow as he returned to full health following a calf injury sustained in training camp. When Burrow was in top form from Games 5-9, the Bengals ranked fourth in the NFL in passing yards per game (275.6), seventh in scoring (26.6 points) and 11th in total yards (354.2). Pitcher then helped backup QB Jake Browning step into the starting role for the first time in his career following Burrow's season-ending wrist injury in Game 10. Browning led the team to a 4-3 record as a starter, and he became the third NFL QB since 1950 to pass for at least 1500 yards and 10 TDs with a completion percentage of 70 or higher in his first seven starts. Over the final seven weeks of the regular season, Browning ranked second leaguewide in passing yards (1868) and completion percentage (70.4).

In 2022, Pitcher worked with Burrow as he set single-season team records for completions (414) and TD passes (35), which both ranked top-five leaguewide. He also ranked sixth in the NFL in passer rating (100.8) and was a finalist for NFL MVP while leading Cincinnati to its second straight AFC North Division title.

In 2021, Burrow led the NFL in completion percentage (70.4) and set team records for passing yards (4611) and passer rating (108.3). After missing the final six games of his rookie campaign in 2020 due to injury, Burrow was named the AP Comeback Player of the Year. With Pitcher's guidance, he steered the Bengals to their first division crown since 2015, then passed for 1105 yards and five TDs in the postseason to lead Cincinnati to Super Bowl LVI.

In 2020, Pitcher helped transition Burrow, the No. 1 overall pick in the draft, to the pro level despite the absence of an in-person offseason program due to COVID-19. Prior to his season-ending knee injury in Game 10, Burrow's 264 completions were the most ever by a QB through their first 10 career starts, while his 2688 passing yards were fifth. Pitcher in 2020 helped three different Bengals starting QBs — Burrow, Brandon Allen and Ryan Finley — to wins, marking just the second time in team history that as many QBs have gotten into the win column (1984).

Pitcher served as assistant quarterbacks coach in 2019, and also was charged with leading the team's game clock management efforts. He spent the 2018 season as an offensive assistant with a focus on QBs, after serving as offensive assistant with a focus on WRs in '16-17.

In 2018, Pitcher helped guide QB Andy Dalton to 21 TD passes through 11 games before a thumb injury ended his season. The team then transitioned to QB Jeff Driskel, who tossed six TDs to just two INTs. In 2017, Pitcher worked with Pro Bowl WR A.J. Green, who recorded 1078 receiving yards.

In 2016, his first year in Cincinnati, Pitcher worked with rookie WR Tyler Boyd and veteran free agent acquisition Brandon LaFell, as the pair combined for 118 catches, 1465 yards and seven TDs.

Prior to joining the Bengals, Pitcher spent four seasons in player personnel roles with the Indianapolis Colts. He served as a pro scout from 2014-15, after working as a scouting assistant from '12-13.

With Pitcher on staff, the Colts compiled a 41-23 regular-season record (.641), with three playoff berths and two AFC South championships. Pitcher was responsible for advance scouting reports on opponents, evaluation of free agents and monitoring rosters.

Pitcher began his post-playing career in 2012, coaching wide receivers at his alma mater, Cortland State (now known as SUNY Cortland), a part of New York's state university system. He spent 2009-11 as Cortland State's starting QB, and as a senior he was named a finalist for the prestigious Gagliardi Trophy, presented annually to the most outstanding Division III football player.

Pitcher was born in Cortland, N.Y. on Jan. 13, 1987. He graduated from Cortland State with a bachelor's degree in psychology in 2010, and he earned a master's in sports management in '11. He and wife Marissa have a son, Oliver.

Playing, scouting and coaching history: 2008-11—Played QB at SUNY Cortland. **2012—**Assistant coach (AC), SUNY Cortland. **2012-13—**Scouting assistant, Indianapolis Colts. **2014-15—**Pro scout, Indianapolis Colts. **2016-23—**AC, Cincinnati Bengals. **2024—**Offensive coordinator, Bengals.

FRANK POLLACK
OFFENSIVE LINE/RUN GAME COORDINATOR



Frank Pollack is in his 18th season as an NFL coach, and his fifth overall in Cincinnati. He returned to the Bengals' staff as offensive line coach in 2021 — with the added distinction of run game coordinator — after previously serving in the same role in 2018.

In 2023, Pollack oversaw a cohesive O-line that featured the same five starters in all 17 games. He helped veteran OT Jonah Williams not only return from an injury that kept him out of the final two playoff contests the prior season, but also make the transition from left tackle to right tackle, a position he took over for the first time in his career. Manning the left tackle spot was Orlando Brown Jr., a marquee free agent acquisition who played 97.3 percent of the team's offensive snaps in his first Bengals season.

In 2022, the offensive line featured four offseason additions — free agents Alex Cappa (RG), La'el Collins (ROT) and Ted Karras (C), and fourth-round draft pick Cordell Volson (LG). The line showed improvement as the season progressed, allowing 17 fewer sacks in the second half of the season (14) compared to the first eight games (31), and holding each of its final eight opponents to two or fewer sacks. A late-season wave of injuries led to three reserve linemen making starts in the postseason, and with Pollack's guidance the unit stepped up in a Divisional Playoff win at Buffalo, as it blocked for an offense that totaled 172 rushing yards.

In 2021, the Bengals' offensive line used eight different starting lineups during the regular season, but still managed to pave the way for HB Joe Mixon's career-high 1205 rushing yards (third in NFL). It also protected QB Joe Burrow, who set single-season team records for passing yards (4611) and passer rating (108.3).

Pollack spent the previous two seasons (2019-20) as offensive line coach with the N.Y. Jets. In 2020, he helped guide the team's first-round pick, Mekhi Becton, to numerous all-rookie honors. In 2019, injuries caused the Jets to use 11 different starting O-linemen (second-most in NFL), but under Pollack's direction the unit still allowed 22 fewer sacks in the second half of the season compared to the first.

During his previous stop with the Bengals in 2018, Pollack helped four new players transition into starting roles. The O-line opened holes for Mixon's 1168 rushing yards.

Pollack spent 2013-17 coaching the offensive line in Dallas, where he developed one of the most dominant units in the NFL. During his tenure, OT Tyron Smith, C Travis Frederick and G Zack Martin each earned Pro Bowl selections from '15-17. In 2016, Dallas' O-line was named the NFL's Offensive Line of the Year, after helping RB Ezekiel Elliott rush for a league-leading 1631 yards. In 2015, Smith, Frederick and Martin each netted All-Pro honors, as the Cowboys ranked fifth in the NFL with 4.63 yards per carry.

Pollack served as Dallas' assistant offensive line coach in 2014, a season in which the Cowboys produced 4.63 yards per carry (third in NFL). In 2013, Pollack's first season in Dallas, the Cowboys ranked eighth in the NFL in yards per carry (4.48), while allowing the seventh-fewest sacks in the league (35).

Pollack spent the 2012 season as offensive line coach for the Oakland Raiders. From 2007-11, he served as assistant O-line coach for the Houston Texans, helping the team rank second in the league with 153 rushing yards per game in '11.

Pollack began his coaching career at his alma mater, Northern Arizona, where he served as co-offensive line coach in 2005 and offensive line coach in '06.

A sixth-round draft pick by San Francisco in 1990, Pollack played two seasons ('90-91) with the 49ers, before joining Denver for two years ('92-93). He returned to San Francisco for the final five seasons of his playing career (1994-98), helping the 49ers win Super Bowl XXIX.

Pollack played offensive tackle and guard at Northern Arizona from 1985-89. He graduated with a degree in advertising from NAU in 1990, and in 2010 he was inducted into the school's Athletic Hall of Fame.

Pollack and his wife, Wendy, have three sons — Frankie, Carter and Wilson.

Playing and coaching history: 1985-89—Played OT/G at Northern Arizona. **1990-97—**Played OT/G with San Francisco 49ers. **2005-06—**Assistant coach (AC), Northern Arizona. **2007-11—**AC, Houston Texans. **2012—**AC, Oakland Raiders. **2013-17—**AC, Dallas Cowboys. **2018—**AC, Cincinnati Bengals. **2019-20—**AC, N.Y. Jets. **2021-present—**AC, Bengals.

JUSTIN RASCATI
PASS GAME COORDINATOR



Justin Rascati is in his sixth season as an NFL coach, and first with Cincinnati. He joined the Bengals' staff in 2024 as pass game coordinator.

Rascati came to Cincinnati from the Minnesota Vikings, where he served as assistant offensive line coach from 2022-23. In 2023, Minnesota dealt with a wave of injuries that were headlined by four different QBs starting at least two games. Still, Rascati worked with an offensive line that helped the Vikings total 4359 net passing yards, the fifth most in the NFL. The line also paved the way for fifth-year RB Alexander Mattison (700) and second-year RB Ty Chandler (461) as they each recorded a career high in rushing yards.

In 2022, Rascati helped oversee an offensive line that pass protected for QB Kirk Cousins, who set a single-season team record for passing attempts (698) and ranked second in team history both in completions (424) and passing yards (4,547). The O-line also opened holes for RB Dalvin Cook's fourth consecutive 1000-yard rushing season. With Rascati on staff, the Vikings won 13 games — their most since 2017 — and clinched an NFC North Division title.

Prior to his stint in Minnesota, Rascati spent three seasons (2019-21) as an offensive quality control coach with the Denver Broncos. He spent his first two years primarily assisting Broncos offensive line coach Mike Munchak, then transitioned to work closely with the team's QBs in 2021. That season, he helped veteran QB Teddy Bridgewater post the second-highest passer rating of his career (94.9), with 3052 passing yards and 18 TDs.

In 2020, the Broncos' O-line featured five different starting lineups, but steadily improved as the year progressed and allowed the NFL's fourth-fewest sacks (19) over the final 14 weeks of the regular season. Rascati worked with OT Garrett Bolles, who started 15 games and earned second-team All-Pro honors for the first time in his career.

In 2019, Rascati's first season with the Vikings, he helped guide an offensive line that opened holes for RB Phillip Lindsay's 1011 rushing yards and seven rushing TDs.

Rascati made the jump to the NFL after seven years in the college coaching ranks. From 2017-18, he served as offensive coordinator/quarterbacks coach at the University of Tennessee-Chattanooga, where he helped the Mocs to a three-win improvement from '17 to '18. He spent the 2016 season as offensive coordinator at Tennessee Tech University, after serving as WRs coach and passing game coordinator at the University of Tennessee-Martin from '14-15.


Rascati's first college coaching job came at Weber State University in Ogden, Utah, where he coached quarterbacks from 2012-13. He broke into coaching as offensive coordinator at Kentucky Country Day School in Louisville, Ky., from 2010-11.

As a player, Rascati began his college career at Louisville (2003) before transferring to James Madison University for his final three seasons ('04-06). He passed for 5912 yards and 51 TDs in his JMU career, and led the Dukes to a 13-2 record and the program's first FCS national championship in 2004. He went on to play two seasons in the AF2 (Arena Football League developmental league), spending the 2008 season with the Peoria Pirates in Peoria, Ill., and the '09 campaign with the Lexington Horsemen (later known as Kentucky Horsemen).

Rascati was born in Gainesville, Fla., on Feb. 8, 1984. He finished his prep career at Buchholz High School in Gainesville as the school's all-time leader in career passing yards (5033) and TD passes (45). He graduated from James Madison in 2007. He and his wife, Jennifer, have three sons — Rhett, Rhys and Riley.

Playing and coaching history: 2002-03—Played QB at Louisville. **2004-06**—Played QB at James Madison. **2008**—Played QB with Peoria Pirates (Arena Football Developmental League). **2009**—Played QB with Lexington Horsemen (AF2). **2010-11**—Assistant coach (AC) in Kentucky high school ranks. **2012-13**—AC, Weber State. **2014-15**—AC, Tennessee-Martin. **2016**—AC, Tennessee Tech. **2017-18**—AC, Tennessee-Chattanooga. **2019-21**—AC, Denver Broncos. **2022-23**—AC, Minnesota Vikings. **2024**—AC, Cincinnati Bengals.

RONNIE REGULA
DEFENSIVE ASSISTANT



Ronnie Regula is in his first season with the Bengals and first as an NFL coach, after spending the past nine years in the collegiate ranks. He serves as a defensive assistant, with a specific focus on the team's linebackers.

Regula came to Cincinnati from the University of Notre Dame, where he served as a senior defensive analyst from 2022-23 — working with the LBs in '22 and the secondary in '23. In 2023, he helped guide a Fighting Irish defense that ranked fifth nationally both in yards per game allowed (276.3) and total TDs allowed (23). Regula helped S Xavier Watts tie for the national lead in INTs (seven) and win the Bronko Nagurski Trophy as the top defensive player in college football. He also worked with CB Cam Hart, whose three FFs tied for the most by any Division-I CB.

In 2022, Notre Dame ranked in the top 25 nationally in total yards allowed (22nd, 329.3 per game) and passing yards allowed (23rd, 198.0). DE Isaiah Foskey recorded 11 sacks (tied for sixth in NCAA), which resulted in a career total of 26.5 that set a Notre Dame record, while the Irish's 38 team sacks tied for 12th nationally. Regula also helped LBs JD Bertrand, Marist Liufau and Jack Kiser finish as the team's top-three tacklers.

Prior to Notre Dame, Regula served as an offensive quality control coach both at his alma mater, the University of Miami (Fla.), in 2021 and the University of Tennessee in '20. He worked with the Hurricanes' RBs and the Volunteers' TEs. With Regula on staff in 2021, Miami ranked 19th nationally in total yards (448.8 per game) and 23rd in scoring (34.1 points per game).

Regula spent three seasons (2017-19) on staff at the University of Nevada-Las Vegas, including two as a graduate assistant ('17-18) and one as the Rebels' tight ends coach ('19). In 2019, he guided sophomore TE Noah Bean to career highs in receptions (22) and receiving yards (336), which each ranked third on the team. He spent the spring of 2019 as the tight ends/fullbacks coach at Lafayette College (FCS), before returning to UNLV. He had a specific focus on the defensive side of the ball in 2018, after joining the program as an offensive grad assistant in '17.

Regula transitioned into coaching following his playing career when he served as an offensive graduate assistant and quality control coach at Florida International University from 2015-16. He played collegiately at Miami from 2012-14, following one season in '10 at the College of Mount St. Joseph (now Mount St. Joseph University) in Delhi, Ohio (near Cincinnati). He was a two-year letter winner at FB and LS at Miami, and in 2014 was the recipient of the "305 Walk-On Award," given to the most improved walk-on player. After graduating, Regula served as a coaching intern at Miami.

Regula was born Nov. 29, 1991 in Miami, Fla. He earned his bachelor's degree in sports administration from Miami in 2015, and his master's degree in recreation and sports management from Florida International in '16. He and his wife, Sami, live in Cincinnati.

Playing and coaching history: 2010—Played TE at College of Mount St. Joseph. **2012-14**—Played FB at Miami (Fla.). **2015-16**—Graduate assistant coach, Florida International. **2017-19**—Graduate assistant/assistant coach (AC), Nevada-Las Vegas. **2020**—AC, Tennessee. **2021**—AC, Miami (Fla.). **2022-23**—AC, Notre Dame. **2024-present**—AC, Cincinnati Bengals.

JORDAN SALKIN
OFFENSIVE ASSISTANT



Jordan Salkin is in his first season with the Bengals, after joining the coaching staff as an offensive assistant in 2024. He previously served as an offensive analyst at the University of Oregon in 2023.

In 2023, Salkin helped scheme a Ducks offense that ranked near the top of the NCAA in every major category. The Ducks led the nation in total offensive TDs (82) and passing yards (346.9 per game), ranked second in total yards (531.4 per game), second in scoring (44.2 points per game), and third in third-down percentage (51 percent). QB Bo Nix set single-season program records and led the nation in both passing yards (4508) and TD passes (45), while WRs Tez Johnson and Troy Franklin each ranked in the top 25 in both receptions and receiving yards. Prior to Oregon, Salkin spent the 2022 season as a defensive analyst at the University of North Carolina.

Salkin's first NFL coaching experience came in 2021, when he served as a quality control coach for the Miami Dolphins. Working primarily on the offensive side of the ball, Salkin helped QB Tua Tagovailoa post the second-highest completion percentage in a season in team history (67.8, seventh in NFL), while WR Jaylen Waddle had the most receptions by a rookie in NFL history (104).

Salkin spent the 2020 season as quarterbacks coach at the University of New Mexico. Despite being limited to seven games due to the COVID-19 pandemic, the Lobos used four different starting QBs. Salkin helped QB Teveka Tuioti post a 133.5 passer rating in two starts, as he threw for four TDs against just one INT.

Prior to his stint at New Mexico, Salkin spent three seasons (2017-19) at the University of Texas, beginning as a graduate assistant before serving as an offensive quality control coach with a focus on quarterbacks in his final two years. In 2019, he helped QB Sam Ehlinger tie for the Big 12 Conference lead in TD passes (32), rank second in passer rating (151.8), and third in passing yards (3663). In 2018, Ehlinger's 275 completions ranked second in the Big 12 and were the most by a Longhorns QB since '09.

Salkin spent the 2016 season as an offensive quality control coach at Rutgers University, where he worked with the team's quarterbacks. He broke into the coaching ranks as an offensive quality control coach at James Madison University from 2014-15. In 2015, the Dukes ranked 10th in the Football Championship Subdivision (FCS) in total yards per game (484.6).

Salkin was born on April 29, 1992 in Long Island, N.Y. He graduated from the University of West Virginia with a bachelor's degree in sports management in 2014.

Playing and coaching history: 2014-15—Assistant coach (AC), James Madison. **2016**—AC, Rutgers. **2017-19**—AC, Texas. **2020**—AC, New Mexico. **2021**—AC, Miami Dolphins. **2022**—AC, North Carolina. **2023**—AC, Oregon. **2024**—AC, Cincinnati Bengals.

DARRIN SIMMONS
**ASSISTANT HEAD COACH/
SPECIAL TEAMS COORDINATOR**



In his 22nd season with the team, Darrin Simmons is the longest-tenured coach on the Bengals' staff. He has led the special teams for his entire Bengals career. He has held the title of special teams coordinator since 2013, and the title of assistant head coach since '20.

In 2023, Simmons once again worked with K Evan McPherson, who in his third pro season further established himself as one of the NFL's most dynamic kickers. McPherson converted seven FG attempts from 50 or more yards, tied for the fifth most leaguewide, and went a perfect 19-for-19 on kicks inside of 50 yards.

Under Simmons, McPherson has 21 career FGs from 50-plus yards, the most in NFL history in a player's first three seasons.

Simmons' work with the special teams has re-written the Bengals' record book. He most notably coached P Kevin Huber, a former Pro Bowler who played in a team-record 216 career games from 2009-22 and set Bengals records in every major punting category. Snapping to Huber for a majority of his time in Cincinnati was LS Clark Harris, who finished his own Bengals career in 2022 with zero unplayable long snaps in 1880 attempts.

In 2022, Simmons oversaw a young special teams corps that featured second-year McPherson, rookie LS Cal Adomitis and first-year P Drue Chrisman. Adomitis took over long-snapping duties in Game 2, and had 146 attempts without an unplayable delivery. McPherson was a perfect five-for-five on FG attempts over 50 yards, and followed up by converting each of his five FG attempts in the postseason.

In 2021, Simmons guided McPherson to one of the top kicking seasons by a rookie in NFL history. McPherson went 28 of 33 on FG attempts, including nine from 50 or more yards — the most in an entire Bengals career, let alone a season. He then went 20-for-20 on placekicks in the postseason (14 FGs, six PATs), with two game-winning FGs to help send Cincinnati to Super Bowl LVI. Simmons in 2020 helped Huber post career highs in both gross (47.2 yards) and net (42.8) punting average.

Simmons' special teams units have also excelled in the return game. He has coached three of the Bengals' top four leaders in career punt return average and four of the team's top six leaders in career kickoff return average. In 2019, S Brandon Wilson led the NFL with a 31.25-yard KOR average. That year also saw Cincinnati rank third in the NFL in average starting field position (26.4-yard line). In 2018, the Bengals were fifth in KOR average (24.9 yards) and ninth in punt coverage (7.2 yards/return).

Simmons helped Harris earn a Pro Bowl nod in 2017, as the veteran recorded 143 snaps without an unplayable delivery. In 2016, Simmons guided Alex Erickson, a college free agent, to an AFC-leading 27.9 yards per kick return.

In 2015, Simmons helped HB Cedric Peerman make the Pro Bowl as a kick coverage and return-unit performer, as his 17 ST tackles tied for the highest by a Bengal since '08.

Huber's Pro Bowl season came in 2014, when he posted then-franchise records for gross (46.8) and net (42.1) average. Also in '14, Simmons helped CB Adam Jones lead the NFL in KOR average with a team-record mark of 31.26.

Simmons entered the NFL in 1998 with the Baltimore Ravens, serving as assistant special teams coach and assistant strength and conditioning coach. He then served in the same role with the Carolina Panthers from 1999-2002, before joining the Bengals in '03.

Simmons began his coaching career as a graduate assistant at the University of Kansas, his alma mater, in 1996. He punted for the Jayhawks from 1993-95, earning All-Big Eight and Academic All-America honors in '95. He graduated with a sports management degree in 1996.

Prior to Kansas, Simmons was a punter and QB at Dodge City (Kan.) Community College, where in 1992 he led the nation's junior colleges in punting and was a first-team JUCO All-American.

Born April 9, 1973, in Elkhart, Kan., Simmons graduated from Elkhart High School. He and his wife, Rhonda, have a daughter and two sons.

Playing and coaching history: 1991-92—Played QB and P at Dodge City (Kan.) Community College. **1993-95**—Played P at Kansas. **1996**—Graduate assistant coach, Kansas. **1997**—Assistant coach (AC), University of Minnesota. **1998**—AC, Baltimore Ravens. **1999-2002**—AC, Carolina Panthers. **2003-12**—AC, Cincinnati Bengals. **2013-19**—Special teams coordinator, Bengals. **2020-present**—Assistant head coach/special teams coordinator, Bengals.

DIAMOND SIMMONS

ASSISTANT STRENGTH AND CONDITIONING



Diamond Simmons is in his first season with the Bengals and first on an NFL coaching staff in 2024. He joined the staff as an assistant strength and conditioning coach.

Simmons came to Cincinnati from UCLA, where he spent the 2021-23 seasons as associate director of football strength and conditioning. During his tenure, he helped the Bruins develop a powerful rushing offense which led the Pac-12 Conference in rushing yards per game in 2022 and '23. Simmons worked with 12 UCLA players who earned a total of 16 All-Pac-12 selections over his three seasons with the program.

Prior to UCLA, Simmons spent one season (2020) as assistant football strength and conditioning coach at the University of Nevada-Las Vegas. That year, he helped implement a strength training program that was limited due to the COVID-19 pandemic, as the Rebels played just six games.

Simmons spent the 2019 season as assistant athletics performance coach at the University of Missouri. He helped the Tigers shoot out to a 5-1 record, their best start through six games since 2013. Simmons worked with two players — LB Nick Bolton and TE Albert Okwuegbunam — who collected All-SEC honors.

Simmons in 2018 served as assistant strength and conditioning coach at Morehead State University in Morehead, Kentucky, where he worked with the Eagles' football, men's and women's basketball, track and field, cross country, men's golf, and rifle programs. He previously served as an intern for the football strength and conditioning staff at the University of Georgia during the spring of 2017.


Simmons was a four-year letter winner (2012-15) as a running back at the University of North Alabama. He played in 41 career games for the Lions and rushed for 1232 yards on 198 attempts with 15 TDs.

Simmons was born in Hanceville, Ala., on April 2, 1993. He graduated from North Alabama with a bachelor's degree in health, exercise and physical education in 2017, and earned a master's degree in health promotion from Concord University in 2024. He is a certified strength and conditioning specialist (CSCS) through the National Strength and Conditioning Association (NSCA), and is a Level 1 Sports Performance Coach through USA Weightlifting (USAW).

Playing and coaching history: 2012-15—Played RB at University of North Alabama. 2018—Assistant coach (AC), Morehead State University. 2019—AC, Missouri. 2020—AC, Nevada-Las Vegas. 2021-23—AC, UCLA. 2024—AC, Cincinnati Bengals.

GARRETT SWANSON

ASSISTANT STRENGTH AND CONDITIONING



Garrett Swanson is in his sixth season with the Bengals in 2024, and again serves as assistant strength and conditioning coach.

Since arriving in Cincinnati in 2019, Swanson and the strength and conditioning staff have led the physical development of an influx of new and young Bengals players. In 2023, he helped two of the team's offensive linemen — G Alex Cappa and OT Jonah Williams — start all 17 games after each missing time during the previous postseason due to injuries. Swanson also assisted in several notable starters returning to the field

after sustaining in-season injuries, including WR Tee Higgins and CB Cam Taylor-Britt.

In 2022, Swanson helped QB Joe Burrow's return to form after he underwent an emergency surgery to remove his appendix on the first day of training camp. Burrow was back on the field three weeks later, and proceeded to set single-season team records for completions (414) and TD passes (35). Swanson additionally helped several notable starters, including WR Ja'Marr Chase (hip) and DT DJ Reader (knee), overcome in-season injuries to help the team claim its second straight AFC North Division title.

In 2021, Swanson worked with multiple key players who returned from injuries to help lead the Bengals to a division crown and a berth in Super Bowl LVI. Highlighting that crop was Burrow, who was named the AP NFL Comeback Player of the Year after missing the final six weeks of his rookie season with a knee injury. TE C.J. Uzomah, coming back from an Achilles injury suffered in Week 2 of the 2020 campaign, recorded career highs in receptions (49), receiving yards (493) and TDs (five).

The strength and conditioning staff's efforts during Swanson's time in Cincinnati were particularly evident in 2020, when the COVID-19 pandemic prohibited training at the team facility during the offseason. The staff adjusted and helped onboard a wave of new additions, including the team's seven-player draft class that went on to play 96 combined games as rookies.

In 2019, Swanson and the strength and conditioning staff helped Cincinnati to a late-season surge, with vast improvements on both offense and defense in the second half of the year. Offensively, the Bengals averaged 70.6 more rushing yards per game in the second half of the season (130.1) compared to the first (59.5), while allowing 10 fewer sacks. Defensively, Cincinnati totaled 11 more sacks the second half of the year, and gave up 84.1 fewer yards per game.

Swanson came to Cincinnati from the University of Illinois, where from 2017-18 he served as assistant strength coach under current Bengals strength and conditioning coach Joey Boese. In 2018, Swanson helped the Illini develop a powerful offense which ranked second in the Big Ten in rushing yards per game (244.2).

As a player, Swanson spent four seasons (2012-15) as a punter at Fresno State University. He finished his career with 201 punts for 8411 yards (41.8 average) and 58 downed inside the opponents' 20-yard line. He additionally served as the Bulldogs' kickoff specialist and holder on placekicks. He also was a four-time Mountain West All-Academic team selection.

Each of Swanson's four seasons at Fresno State came under the tutelage of Boese, who was the team's head strength and conditioning coach at the time. Swanson and Boese helped the Bulldogs to back-to-back conference titles in 2012 and '13, a first for the program since 1992-93.

In 2016, Swanson signed as a college free agent with the Arizona Cardinals. He played in three preseason games for Arizona and punted six times for 254 yards (42.3), with two inside-20s, before being released.

Swanson was born June 24, 1994, in Riverside, Calif. He attended Martin Luther King High School in Riverside, where he was a team captain and all-state performer as a punter, and was named team MVP as a senior. He also handled his team's placekicking duties, and converted a league-record 60-yard FG.

Swanson graduated from Fresno State with a degree in kinesiology-exercise science, and he also holds a master's degree in kinesiology from California Baptist University. He is a certified strength and conditioning specialist (CSCS) through the National Strength and Conditioning Association (NSCA).

Playing and coaching history: 2012-15—Played P at Fresno State. 2017-18—Assistant coach (AC), University of Illinois. 2019-present—AC, Cincinnati Bengals.

TROY WALTERS

WIDE RECEIVERS



Troy Walters is in his fifth season with the Bengals and fourth as wide receivers coach, after joining the staff as assistant WRs coach in 2020.

In 2023, Walters helped WR Ja'Marr Chase earn his third consecutive Pro Bowl nod, as the third-year pro totaled a career-high 100 receptions for 1216 yards and seven TDs. Chase's catch total tied for the second most in a single season in team history, and he became just the eighth player in NFL history to begin his career with three straight 1000-yard receiving campaigns.

In 2022, Walters oversaw a dynamic receiving corps featuring Chase, Tyler Boyd and Tee Higgins. Each player missed action due to injury but still managed to record at least 700 receiving yards, making the Bengals one of two NFL teams with three WRs to reach that mark. Chase's Pro Bowl campaign included team highs in receptions (87), receiving yards (1046) and receiving TDs (nine), while Higgins (1029) eclipsed the 1000-yard plateau for a second straight season.

In 2021, Boyd, Chase and Higgins combined for 3374 receiving yards, the most by any trio in the NFL. Chase, the team's first-round draft pick, posted a team-record 1455 receiving yards en route to being named AP Offensive Rookie of the Year. Higgins added 1091 yards, while Boyd notched 828. Chase then had 368 receiving yards in the Bengals' run to Super Bowl LVI, setting both a team postseason record and an NFL rookie postseason record.

Serving as assistant WRs coach for the Bengals in 2020, Walters helped guide a rookie Higgins to 67 catches for 908 yards and six TDs.

Prior to the Bengals, Walters spent two seasons (2018-19) as offensive coordinator at the University of Nebraska. The 2018 Cornhuskers averaged 456.2 yards per game, second-most in the Big Ten.

Walters served as offensive coordinator at the University of Central Florida from 2016-17. He inherited the FBS' 127th-ranked offense and 125th-ranked scoring offense from 2015, but by '17 had the Knights ranked fifth in yards per game (530.5) and first in scoring (48.2). In 2017, he helped guide UCF to a 13-0 record and was named a finalist for the Broyles Award, given annually to the nation's top assistant coach.

Walters spent 2013-15 as receivers coach and recruiting coordinator at the University of Colorado. He coached Nelson Spruce, who left Colorado with 41 school records, as well as Paul Richardson, who collected all-conference honors and was a second-round draft pick of the Seattle Seahawks.

Serving as WRs coach at North Carolina State in 2012, Walters helped the Wolfpack rank 18th nationally in receiving yards per game. He had the same role at Texas A&M from 2010-11, working alongside current Bengals head coach Zac Taylor, who at the time was the Aggies' tight ends coach.

Walters broke into coaching at Indiana State University in 2009, where he served as offensive coordinator while also coaching quarterbacks and receivers.


A four-year standout as a WR at Stanford University (1996-99), Walters ended his collegiate career as the Pac-12's all-time leader in receiving yards (4047). He set Stanford career records for receptions (244) and 100-yard receiving games (19), as well as single-season records for catches (86 in 1997) and receiving yards (1456 in '99), and a single-game record for receiving yards (278 vs. UCLA in '99). In 1999, he won the Biletnikoff Award, given annually to the nation's top receiver.

Following Stanford, Walters was selected in the fifth round of the 2000 NFL Draft by the Minnesota Vikings. He went on to also play for the Colts, Cardinals and Lions, and over eight NFL seasons totaled 98 catches for 1135 yards and nine TDs, as well as more than 3800 return yards.

Born Dec. 15, 1976, in Bloomington, Ind., Walters attended Consolidated High School in College Station, Texas. He holds two degrees from Stanford — a bachelor's in communications (1999) and a masters in sociology (2000). He and his wife, Josephine, have two sons, Tate and Wynn, and two daughters, Faith and Landri.

Playing and coaching history: 1995-99—Played WR at Stanford. 2000-01—Played WR with Minnesota Vikings. 2002-05—Played WR with Indianapolis Colts. 2006—Played WR with Arizona Cardinals. 2007—Played WR with Detroit Lions. 2009—Assistant coach (AC), Indiana State. 2010-11—AC, Texas A&M. 2012—AC, North Carolina State. 2013-15—AC, Colorado. 2016-17—Offensive coordinator, Central Florida. 2018-19—Offensive coordinator, Nebraska. 2020-present—AC, Cincinnati Bengals.





EMILEE CHINN / AP

**DEFENSIVE END
TREY HENDRICKSON**

PLAYERS

ALPHABETICAL ROSTER

JUNE 30, 2024

NO.	NAME	POS.	HT.	WT.	BORN	EXP.	COLLEGE	HOMETOWN	HOW ACQ.
48	Adomitis, Cal.....	LS	6-2	238	7-9-98	3	Pittsburgh	Pittsburgh, Pa.....	CFA'22
83	All, Erick, Jr.....	TE	6-5	253	9-13-00	R	Iowa	Fairfield, Ohio.....	D4'24
26	Anderson, Tycen.....	S	6-2	209	6-13-99	3	Toledo	Toledo, Ohio.....	D5'22
33	Anthony, Daijahn.....	S	6-0	195	9-9-00	R	Mississippi	Richmond, Va.....	D7a'24
49	Bachie, Joe.....	LB	6-2	235	2-26-98	5	Michigan State	Brook Park, Ohio.....	W(Phil.)'21
27	Battle, Jordan.....	S	6-1	210	12-14-00	2	Alabama	Fort Lauderdale, Fla.....	D3'23
53	Bell, Travis.....	DT	6-1	305	10-27-98	2	Kennesaw State	Montgomery, Ala.....	W(Atl.)'23
24	Bell, Vonn.....	S	5-11	205	12-12-94	9	Ohio State	Rossville, Ga.....	FA'24
51	Blazek, Justin.....	DE	6-3	252	2-27-01	R	Wisconsin-Platteville	Naperville, Ill.....	CFA'24
30	Brown, Chase.....	HB	5-10	211	3-21-00	2	Illinois	London, Ontario (Canada).....	D5'23
75	Brown, Orlando, Jr.....	OT	6-8	345	5-2-96	7	Oklahoma	Baltimore, Md.....	UFA(K.C.)'23
77	Brown, Trent.....	OT	6-8	380	4-13-93	10	Florida	Albany, Ga.....	UFA(N.E.)'24
6	Browning, Jake.....	QB	6-2	209	4-11-96	2	Washington	Folsom, Calif.....	FA'21
17	Burgess, Cole.....	WR	6-1	192	2-11-00	R	SUNY Cortland	Greenwich, N.Y.....	CFA'24
9	Burrow, Joe.....	QB	6-4	215	12-10-96	5	Louisiana State	Athens, Ohio.....	D1'20
81	Burton, Jermaine.....	WR	6-0	200	6-28-01	R	Alabama	Atlanta, Ga.....	D3a'24
36	Cain, Noah.....	HB	5-10	222	12-17-00	R	Louisiana State	Baton Rouge, La.....	CFA'24
65	Cappa, Alex.....	G	6-6	310	1-27-95	7	Humboldt State	Dublin, Calif.....	UFA(T.B.)'22
79	Carman, Jackson.....	OT	6-5	322	1-22-00	4	Clemson	Fairfield, Ohio.....	D2'21
95	Carter, Zach.....	DT	6-4	290	4-7-99	3	Florida	Tampa, Fla.....	D3'22
44	Casey, Aaron.....	LB	6-1	231	6-12-00	R	Indiana	Douglasville, Ga.....	CFA'24
1	Chase, Ja'Marr.....	WR	6-0	201	3-1-00	4	Louisiana State	New Orleans, La.....	D1'21
76	Cochran, Devin.....	OT	6-7	310	7-17-98	2	Georgia Tech	Athens, Ga.....	CFA'22
34	Collins, Elijah.....	HB	6-0	212	8-1-00	R	Oklahoma State	Detroit, Mich.....	CFA'24
72	Davis, Domenique.....	DT	6-2	326	2-28-96	1	North Carolina at Pembroke	Laurinburg, N.C.....	FA'22
35	Davis, Jalen.....	CB	5-10	190	2-2-96	5	Utah State	La Mesa, Calif.....	FA'20
59	Davis-Gaither, Akeem.....	LB	6-2	228	9-21-97	5	Appalachian State	Thomasville, N.C.....	D4'20
40	Dowell, Michael.....	S	6-0	217	1-28-00	R	Miami (Ohio)	North Ridgeville, Ohio.....	CFA'24
25	Evans, Chris.....	HB	5-11	215	10-5-97	4	Michigan	Indianapolis, Ind.....	D6b'21
61	Ford, Cody.....	G	6-3	329	12-28-96	6	Oklahoma	Pineville, La.....	UFA(Ariz.)'23
42	George, Allan.....	CB	5-11	191	7-16-99	1	Vanderbilt	Andalusia, Ala.....	CFA'22
88	Gesicki, Mike.....	TE	6-6	252	10-3-95	7	Penn State	Stafford, N.J.....	UFA(N.E.)'24
66	Gilliam, Nate.....	C	6-5	300	7-6-97	1	Wake Forest	Knoxville, Tenn.....	FA'22
85	Grandy, Cam.....	TE	6-5	253	11-19-99	R	Illinois State	Benson, Ill.....	CFA'24
93	Gunter, Jeff.....	DE	6-4	263	6-1-99	2	Coastal Carolina	Durham, N.C.....	D7'22
56	Harper, Devin.....	LB	6-0	238	5-13-98	3	Oklahoma State	Knoxville, Tenn.....	W(Dall.)'23
91	Hendrickson, Trey.....	DE	6-4	270	12-5-94	8	Florida Atlantic	Apopka, Fla.....	UFA(N.O.)'21
50	Heyward, Shaka.....	LB	6-3	238	4-19-00	1	Duke	Dacula, Ga.....	CFA'23
5	Higgins, Tee.....	WR	6-4	219	1-18-99	5	Clemson	Oak Ridge, Tenn.....	D2'20
92	Hill, B.J.....	DT	6-3	311	4-20-95	7	North Carolina State	Oakboro, N.C.....	T(NYG)'21
23	Hill, Dax.....	CB	6-0	191	9-29-00	3	Michigan	Tulsa, Okla.....	D1'22
63	Hill, Trey.....	C	6-4	335	1-23-00	4	Georgia	Warner Robins, Ga.....	D6a'21
21	Hilton, Mike.....	CB	5-9	184	3-9-94	8	Mississippi	Fayetteville, Ga.....	UFA(Pitt.)'21
94	Hubbard, Sam.....	DE	6-5	265	6-29-95	7	Ohio State	Cincinnati, Ohio.....	D3a'18
87	Hudson, Tanner.....	TE	6-5	239	11-12-94	5	Southern Arkansas	Camden, Tenn.....	FA'22
80	Iosivas, Andrei.....	WR	6-3	205	10-15-99	2	Princeton	Honolulu, Hawaii.....	D6a'23
16	Irwin, Trenton.....	WR	6-2	200	12-10-95	5	Stanford	Valencia, Calif.....	FA'19
38	Ivey, DJ.....	CB	6-1	192	2-25-00	2	Miami (Fla.)	Florida City, Fla.....	D7'23
68	Jackson, McKinnley.....	DT	6-2	326	12-26-01	R	Texas A&M	Lucedale, Miss.....	D3b'24
12	Jackson, Shedrick.....	WR	6-1	195	10-20-99	1	Auburn	Hoover, Ala.....	CFA'23
90	Jenkins, Kris, Jr.....	DT	6-3	300	10-10-01	R	Michigan	Olney, Md.....	D2'24
52	Johnson, Cedric.....	DE	6-3	260	9-6-02	R	Mississippi	Mobile, Ala.....	D6b'24
15	Jones, Charlie.....	WR	6-0	183	10-29-98	2	Purdue	Deerfield, Ill.....	D4'23
37	Jules, PJ.....	S	6-0	203	5-14-01	R	Southern Illinois	Orlando, Fla.....	CFA'24
64	Karras, Ted.....	C	6-4	310	3-15-93	9	Illinois	Indianapolis, Ind.....	UFA(N.E.)'22
60	Kirkland, Jaxson.....	G	6-7	328	7-30-98	1	Washington	Portland, Ore.....	CFA'23
18	Lassiter, Kwamie, II.....	WR	5-11	185	1-21-98	1	Kansas	Chandler, Ariz.....	CFA'22
62	Lee, Matt.....	C	6-4	301	6-6-01	R	Miami (Fla.)	Oviedo, Fla.....	D7b'24
4	Lombardi, Rocky.....	QB	6-4	225	7-30-98	R	Northern Illinois	Clive, Iowa.....	CFA'24
69	Maxwell, Devonnsha.....	DT	6-2	297	5-5-99	2	Tennessee-Chattanooga	Valdosta, Ga.....	CFA'23
84	McLachlan, Tanner.....	TE	6-5	244	3-15-99	R	Arizona	Lethbridge, Alberta (Canada).....	D6a'24
7	McNamara, Austin.....	P	6-5	204	2-24-01	R	Texas Tech	Gilbert, Ariz.....	CFA'24
2	McPherson, Evan.....	K	5-11	185	7-21-99	4	Florida	Fort Payne, Ala.....	D5'21
74	Miller, Eric.....	OT	6-8	311	6-29-00	R	Louisville	Mason, Ohio.....	CFA'24
71	# Mims, Amarius.....	OT	6-8	340	10-14-02	R	Georgia	Cochran, Ga.....	D1'24
86	Mosley, Tre.....	WR	6-1	196	9-25-01	R	Michigan State	Pontiac, Mich.....	CFA'24
31	Moss, Zack.....	HB	5-10	215	12-15-97	5	Utah	Hialeah Gardens, Fla.....	UFA(Ind.)'24
99	Murphy, Myles.....	DE	6-5	270	1-3-02	2	Clemson	Marietta, Ga.....	D1'23
28	Newton, Josh.....	CB	5-11	190	9-14-00	R	Texas Christian	Monroe, La.....	D5'24
45	Njongmeta, Maema.....	LB	6-0	230	3-9-01	R	Wisconsin	Buffalo Grove, Ill.....	CFA'24
58	Ossal, Joseph.....	DE	6-4	263	4-12-00	4	Texas	Ketu Ijanikin, Lagos (Nigeria).....	D3'21
57	Prait, Germaine.....	LB	6-3	250	5-21-96	6	North Carolina State	High Point, N.C.....	D3'19
19	Pryor, Kendric.....	WR	5-11	189	1-6-98	2	Wisconsin	Hazel Crest, Ill.....	FA'23
98	Rankins, Sheldon.....	DT	6-2	305	4-2-94	9	Louisville	Covington, Ga.....	UFA(Hou.)'24
10	Robbins, Brad.....	P	6-1	205	10-6-98	2	Michigan	Westerville, Ohio.....	D6b'23
39	Robinson, Lance.....	CB	5-10	185	3-20-00	R	Tulane	New Orleans, La.....	CFA'24
96	Sample, Cam.....	DE	6-3	272	9-20-99	4	Tulane	Snellville, Ga.....	D4a'21
89	Sample, Drew.....	TE	6-5	255	4-16-96	6	Washington	Bellevue, Wash.....	D2'19
70	Smith, D'Ante.....	OT	6-5	309	6-9-98	4	East Carolina	Augusta, Ga.....	D4c'21
22	Stone, Geno.....	S	5-11	210	4-19-99	5	Iowa	New Castle, Pa.....	UFA(Balt.)'24
29	Taylor-Britt, Cam.....	CB	5-11	202	10-15-99	3	Nebraska	Montgomery, Ala.....	D2'22
97	Tufele, Jay.....	DT	6-3	305	7-25-99	4	Southern California	Salt Lake City, Utah.....	W(Jax.)'22
20	Turner, DJ, II.....	CB	5-11	180	11-9-00	2	Michigan	Suwanee, Ga.....	D2'23
67	Volson, Cordell.....	G	6-6	315	7-20-98	3	North Dakota State	Balfour, N.D.....	D4'22
32	Williams, Trayveon.....	HB	5-8	206	10-18-97	6	Texas A&M	Houston, Texas.....	D6a'19
55	Wilson, Logan.....	LB	6-2	245	7-8-96	5	Wyoming	Casper, Wyo.....	D3'20
11	Woodside, Logan.....	QB	6-1	213	1-27-95	5	Toledo	Frankfort, Ky.....	UFA(Atl.)'24

COACHING STAFF: HEAD COACH: Zac Taylor. **ASSISTANT COACHES:** Lou Anarumo (defensive coordinator), James Bettcher (linebackers), Joey Boese (director of player performance/head strength and conditioning), Charles Burks (secondary/cornerbacks), James Casey (tight ends), Louie Cioffi (defensive quality control), Mark Duffner (senior defensive assistant), Derek Frazier (assistant offensive line), Justin Hill (running backs), Marion Hobby (defensive line), Ben Jacobs (assistant special teams), Fredi Knighten (assistant quarterback), Jordan Kovacs (secondary/safeties), Brad Kragthorpe (quarterbacks), Dan Pitcher (offensive coordinator), Frank Pollack (offensive line/run game coordinator), Justin Rascati (pass game coordinator), Ronnie Regula (defensive assistant), Jordan Salkin (offensive assistant), Darrin Simmons (assistant head coach/special teams coordinator), Diamond Simmons (assistant strength and conditioning), Garrett Swanson (assistant strength and conditioning), Troy Walters (wide receivers). **STAFF:** Doug Rosfeld (chief of coaching staff).

NOTE: A number sign (#) indicates an unsigned draft pick.

NUMERICAL ROSTER

JUNE 30, 2024

NO.	NAME	POS.	HT.	WT.	BORN	EXP.	COLLEGE	HOMETOWN	HOW ACQ.
1	Ja'Marr Chase	WR	6-0	201	3-1-00	4	Louisiana State	New Orleans, La	D1'21
2	Evan McPherson	K	5-11	185	7-21-99	4	Florida	Fort Payne, Ala.	D5'21
4	Rocky Lombardi	QB	6-4	225	7-30-98	R	Northern Illinois	Clive, Iowa	CFA'24
5	Tee Higgins	WR	6-4	219	1-18-99	5	Clemson	Oak Ridge, Tenn.	D2'20
6	Jake Browning	QB	6-2	209	4-11-96	2	Washington	Folsom, Calif.	FA'21
7	Austin McNamara	P	6-5	204	2-24-01	R	Texas Tech	Gilbert, Ariz.	CFA'24
9	Joe Burrow	QB	6-4	215	12-10-96	5	Louisiana State	Athens, Ohio	D1'20
10	Brad Robbins	P	6-1	205	10-6-98	2	Michigan	Westerville, Ohio	D6b'23
11	Logan Woods	QB	6-1	213	1-27-95	5	Toledo	Frankfort, Ky.	UFA(Atl.)'24
12	Shedrick Jackson	WR	6-1	195	10-20-99	1	Auburn	Hoover, Ala.	CFA'23
15	Charlie Jones	WR	6-0	183	10-29-98	2	Purdue	Deerfield, Ill.	D4'23
16	Trenton Irwin	WR	6-2	200	12-10-95	5	Stanford	Valencia, Calif.	FA'19
17	Cole Burgess	WR	6-1	192	2-11-00	R	SUNY Cortland	Greenwich, N.Y.	CFA'24
18	Kwamie Lassiter II	WR	5-11	185	1-21-98	1	Kansas	Chandler, Ariz.	CFA'22
19	Kendric Pryor	WR	5-11	189	1-6-98	2	Wisconsin	Hazel Crest, Ill.	FA'23
20	DJ Turner II	CB	5-11	180	11-9-00	2	Michigan	Suwanee, Ga.	D2'23
21	Mike Hilton	CB	5-9	184	3-9-94	8	Mississippi	Fayetteville, Ga.	UFA(Pitt.)'21
22	Geno Stone	S	5-11	210	4-19-99	5	Iowa	New Castle, Pa.	UFA(Balt.)'24
23	Dax Hill	CB	6-0	191	9-29-00	3	Michigan	Tulsa, Okla.	D1'22
24	Vonn Bell	S	5-11	205	12-12-94	9	Ohio State	Rossville, Ga.	FA'24
25	Chris Evans	HB	5-11	215	10-5-97	4	Michigan	Indianapolis, Ind.	D6b'21
26	Tycen Anderson	S	6-2	209	6-13-99	3	Toledo	Toledo, Ohio	D5'22
27	Jordan Battle	S	6-1	210	12-14-00	2	Alabama	Fort Lauderdale, Fla.	D3'23
28	Josh Newton	CB	5-11	190	9-14-00	R	Texas Christian	Monroe, La.	D5'24
29	Cam Taylor-Britt	CB	5-11	202	10-15-99	3	Nebraska	Montgomery, Ala.	D2'22
30	Chase Brown	HB	5-10	211	3-21-00	2	Illinois	London, Ontario (Canada)	D5'23
31	Zack Moss	HB	5-10	215	12-15-97	5	Utah	Hialeah Gardens, Fla.	UFA(Ind.)'24
32	Trayveon Williams	HB	5-8	206	10-18-97	6	Texas A&M	Houston, Texas	D6a'19
33	Dajahn Anthony	S	6-0	195	9-9-00	R	Mississippi	Richmond, Va.	D7a'24
34	Elijah Collins	HB	6-0	212	8-1-00	R	Oklahoma State	Detroit, Mich.	CFA'24
35	Jalen Davis	CB	5-10	190	2-2-96	5	Utah State	La Mesa, Calif.	FA'20
36	Noah Cain	HB	5-10	222	12-17-00	R	Louisiana State	Baton Rouge, La.	CFA'24
37	PJ Jules	S	6-0	203	5-14-01	R	Southern Illinois	Orlando, Fla.	CFA'24
38	DJ Ivey	CB	6-1	192	2-25-00	2	Miami (Fla.)	Florida City, Fla.	D7'23
39	Lance Robinson	CB	5-10	185	3-20-00	R	Tulane	New Orleans, La.	CFA'24
40	Michael Dowell	S	6-0	217	1-28-00	R	Miami (Ohio)	North Ridgeville, Ohio	CFA'24
42	Allan George	CB	5-11	191	7-16-99	1	Vanderbilt	Andalusia, Ala.	CFA'22
44	Aaron Casey	LB	6-1	231	6-12-00	R	Indiana	Douglasville, Ga.	CFA'24
45	Maema Njongmeta	LB	6-0	230	3-9-01	R	Wisconsin	Buffalo Grove, Ill.	CFA'24
48	Cal Adomitis	LS	6-2	238	7-9-98	3	Pittsburgh	Pittsburgh, Pa.	CFA'22
49	Joe Bachie	LB	6-2	235	2-26-98	5	Michigan State	Brook Park, Ohio	W(Phil.)'21
50	Shaka Heyward	LB	6-3	238	4-19-00	1	Duke	Dacula, Ga.	CFA'23
51	Justin Blazek	DE	6-3	252	2-27-01	R	Wisconsin-Platteville	Naperville, Ill.	CFA'24
52	Cedric Johnson	DE	6-3	260	9-6-02	R	Mississippi	Mobile, Ala.	D6b'24
53	Travis Bell	DT	6-1	305	10-27-98	2	Kennesaw State	Montgomery, Ala.	W(Atl.)'23
55	Logan Wilson	LB	6-2	245	7-8-96	5	Wyoming	Casper, Wyo.	D3'20
56	Devin Harper	LB	6-0	238	5-13-98	3	Oklahoma State	Knoxville, Tenn.	W(Dall.)'23
57	Germaine Pratt	LB	6-3	250	5-21-96	6	North Carolina State	High Point, N.C.	D3'19
58	Joseph Ossai	DE	6-4	263	4-12-00	4	Texas	Ketu Ijanikin, Lagos (Nigeria)	D3'21
59	Akeem Davis-Gaither	LB	6-2	228	9-21-97	5	Appalachian State	Thomasville, N.C.	D4'20
60	Jaxson Kirkland	G	6-7	328	7-30-98	1	Washington	Portland, Ore.	CFA'23
61	Cody Ford	G	6-3	329	12-28-96	6	Oklahoma	Pineville, La.	UFA(Ariz.)'23
62	Matt Lee	C	6-4	301	6-6-01	R	Miami (Fla.)	Oviedo, Fla.	D7b'24
63	Trey Hill	C	6-4	335	1-23-00	4	Georgia	Warner Robins, Ga.	D6a'21
64	Ted Karras	C	6-4	310	3-15-93	9	Illinois	Indianapolis, Ind.	UFA(N.E.)'22
65	Alex Cappa	G	6-6	310	1-27-95	7	Humboldt State	Dublin, Calif.	UFA(T.B.)'22
66	Nate Gilliam	C	6-5	300	7-6-97	1	Wake Forest	Knoxville, Tenn.	FA'22
67	Cordell Volson	G	6-6	315	7-20-98	3	North Dakota State	Balfour, N.D.	D4'22
68	McKinley Jackson	DT	6-2	326	12-26-01	R	Texas A&M	Lucedale, Miss.	D3b'24
69	Devonnsha Maxwell	DT	6-2	297	5-5-99	2	Tennessee-Chattanooga	Valdosta, Ga.	CFA'23
70	D'Ante Smith	OT	6-5	309	6-9-98	4	East Carolina	Augusta, Ga.	D4c'21
71	# Amarius Mims	OT	6-8	340	10-14-02	R	Georgia	Cochran, Ga.	D1'24
72	Domenique Davis	DT	6-2	326	2-28-96	1	North Carolina at Pembroke	Laurinburg, N.C.	FA'22
74	Eric Miller	OT	6-8	311	6-29-00	R	Louisville	Mason, Ohio	CFA'24
75	Orlando Brown Jr.	OT	6-8	345	5-2-96	7	Oklahoma	Baltimore, Md.	UFA(K.C.)'23
76	Devin Cochran	OT	6-7	310	7-17-98	2	Georgia Tech	Athens, Ga.	CFA'22
77	Trent Brown	OT	6-8	380	4-13-93	10	Florida	Albany, Ga.	UFA(N.E.)'24
79	Jackson Carman	OT	6-5	322	1-22-00	4	Clemson	Fairfield, Ohio	D2'21
80	Andrei Iosivas	WR	6-3	205	10-15-99	2	Princeton	Honolulu, Hawaii	D6a'23
81	Jermaine Burton	WR	6-0	200	6-28-01	R	Alabama	Atlanta, Ga.	D3a'24
83	Erick All Jr.	TE	6-5	253	9-13-00	R	Iowa	Fairfield, Ohio	D4'24
84	Tanner McLachlan	TE	6-5	244	3-15-99	R	Arizona	Lethbridge, Alberta (Canada)	D6a'24
85	Cam Grandy	TE	6-5	253	11-19-99	R	Illinois State	Benson, Ill.	CFA'24
86	Tre Mosley	WR	6-1	196	9-25-01	R	Michigan State	Pontiac, Mich.	CFA'24
87	Tanner Hudson	TE	6-5	239	11-12-94	5	Southern Arkansas	Camden, Tenn.	FA'22
88	Mike Gesicki	TE	6-6	252	10-3-95	7	Penn State	Stafford, N.J.	UFA(N.E.)'24
89	Drew Sample	TE	6-5	255	4-16-96	6	Washington	Bellevue, Wash.	D2'19
90	Kris Jenkins Jr.	DT	6-3	300	10-10-01	R	Michigan	Olney, Md.	D2'24
91	Trey Hendrickson	DE	6-4	270	12-5-94	8	Florida Atlantic	Apopka, Fla.	UFA(N.O.)'21
92	B.J. Hill	DT	6-3	311	4-20-95	7	North Carolina State	Oakboro, N.C.	T(NYG)'21
93	Jeff Gunter	DE	6-4	263	6-1-99	2	Coastal Carolina	Durham, N.C.	D7'22
94	Sam Hubbard	DE	6-5	265	6-29-95	7	Ohio State	Cincinnati, Ohio	D3a'18
95	Zach Carter	DT	6-4	290	4-7-99	3	Florida	Tampa, Fla.	D3'22
96	Cam Sample	DE	6-3	272	9-20-99	4	Tulane	Snellville, Ga.	D4a'21
97	Jay Tufele	DT	6-3	305	7-25-99	4	Southern California	Salt Lake City, Utah	W(Jax.)'22
98	Sheldon Rankins	DT	6-2	305	4-2-94	9	Louisville	Covington, Ga.	UFA(Hou.)'24
99	Myles Murphy	DE	6-5	270	1-3-02	2	Clemson	Marietta, Ga.	D1'23

COACHING STAFF: HEAD COACH: Zac Taylor. **ASSISTANT COACHES:** Lou Anarumo (defensive coordinator), James Bettcher (linebackers), Joey Boese (director of player performance/head strength and conditioning), Charles Burks (secondary/cornerbacks), James Casey (tight ends), Louie Cioffi (defensive quality control), Mark Duffner (senior defensive assistant), Derek Frazier (assistant offensive line), Justin Hill (running backs), Marion Hobby (defensive line), Ben Jacobs (assistant special teams), Fredi Knighten (assistant quarterback), Jordan Kovacs (secondary/safeties), Brad Kragthorpe (quarterbacks), Dan Pitcher (offensive coordinator), Frank Pollack (offensive line/run game coordinator), Justin Rascati (pass game coordinator), Ronnie Regula (defensive assistant), Jordan Salkin (offensive assistant), Darrin Simmons (assistant head coach/special teams coordinator), Diamond Simmons (assistant strength and conditioning), Garrett Swanson (assistant strength and conditioning), Troy Walters (wide receivers). **STAFF:** Doug Rosfeld (chief of coaching staff).

NOTE: A number sign (#) indicates an unsigned draft pick.

PRONUNCIATION GUIDE

JUNE 30, 2024

Cal Adomitis	AA-dumm-EYE-tiss	PJ Jules	(pronounced as "jewels")
Lou Anarumo (Defensive Coordinator)	ann-ah-ROO-mo	Kwamie Lassiter II	KWAH-me LASS-ih-ter
Tycen Anderson	TIE-senn	Tanner McLachlan	mick-LOCK-linn
Daijahn Anthony	DAY-jahn	Evan McPherson	mick-FEAR-son
Joe Bachie	BAH-chee	Devonnsha Maxell	deh-VAHN-shay
Justin Blazek	BLAY-zeck	Amarius Mims	uh-MARR-ee-us
Joey Boese (Strength and Conditioning Coach)	bo-ZAY	Maema Njongmeta	moo-MUH jong-METT-uh
Cole Burgess	BER-jess	Joseph Ossai	o-SIGH
Louie Cioffi (Defensive Quality Control Coach)	CHO-fee	D'Ante Smith	dee-AHN-tay
Akeem Davis-Gaither	AH-keem DAY-viss-GAY-thur	Jay Tufele	too-FELL-ay
Mike Gesicki	geh(hard "g")-SICK-ee	Cordell Volson	kor-DELL VOLL-son
Nate Gilliam	GILL-um	Trayveon Williams	TRAY-vee-ahn
Andrei losivas	AHN-dray YO-see-vahsh		

PLAYER BIOGRAPHIES

(All defensive statistics in the following biographies are press box statistics produced at the games.)



ADOMITIS, CAL

LS #48

Height: 6-2
Weight: 238
College: Pittsburgh
Experience: 3rd in 2024

2023 games-starts: 17-0
Career games-starts: 32-0
Born: 7-9-98
Hometown: Pittsburgh, Pa.
Acquired: CFA'22

Adomitis has spent the past two seasons as the Bengals' long snapper after beginning his rookie season in 2022 on the practice squad ... Had zero unplayable snaps in 146 attempts during the 2022 regular season and postseason, and zero unplayable snaps in 142 attempts in '23 campaign ... Signed with Cincinnati as a college free agent in 2022 after a five-year career at the University of Pittsburgh ('17-21) ... A Pittsburgh native, he finished his college career as the most accomplished long snapper in program history, playing in all 64 possible games ... Named a first-team All-American by the American Football Coaches Association (AFCA) in 2021 and received the 2021 Patrick Mannelly Award, given to the nation's top long snapper.

Career transactions: Signed with Cincinnati as college free agent on 5-13-22 ... Waived by Bengals on 8-30-22 ... Signed to Bengals practice squad on 8-31-22 ... Signed to Bengals roster on 9-12-22 ... Signed contract extension with Bengals on 2-22-23 ... Received tender offer from Bengals on 2-28-24 ... Bengals contract expired on 3-13-24 (remained under tender) ... Re-signed Bengals as exclusive rights player on 4-15-24.

Pro career: 2022—Played in 15 regular-season games and three postseason contests as a rookie ... Began season on Cincinnati's practice squad, but took over long-snapping duties after veteran Clark Harris' season-ending biceps injury in Game 1 ... Made NFL debut on Sept. 18 at Dallas and delivered each of the team's long snaps for remainder of season ... Had 146 long snaps during regular season and postseason, with zero unplayable deliveries ... Contributed to special teams unit that saw K Evan McPherson convert 24 of 29 FG attempts (82.8 percent) in the regular season, including a perfect five of five from 50 yards or more ... Helped McPherson maintain a flawless career postseason FG percentage, converting all five attempts

through three games ... Recorded one tackle on special teams on Nov. 20 at Pittsburgh. **2023**—Delivered 142 successful snaps in 17 games played ... Part of placekicking operation that helped K Evan McPherson convert 26 of 31 FG attempts (83.9 percent), with a 100-percent success rate (19 of 19) from inside 50 yards ... Recorded lone special teams tackle of season on Sept. 10 at Cleveland, while delivering 12 snaps ... Delivered 11 snaps on Sept. 25 vs. L.A. Rams, contributing to two successful FG attempts from over 50 yards ... His eight successful snaps on Dec. 4 at Jacksonville included a 54-yard game-tying FG late in fourth quarter and 48-yard game-winner in overtime.

College: Played five seasons (2017-21) at Pittsburgh, using an extra year of eligibility granted to student-athletes due to the COVID-19 pandemic ... Handled both long snapping duties for the Panthers in every game from 2017-21 — a streak of 64 consecutive contests ... Won the Patrick Mannelly Award (awarded annually to nation's top long snapper) in 2021 ... Selected a first-team All-American by the AFCA, the only one of the five NCAA-recognized All-America selectors that includes a long snapper ... Named to All-ACC First Team by Phil Steele.

High school/personal: Hometown is Pittsburgh, Pa. ... Attended Pittsburgh Central Catholic High School ... Lettered as a tight end and long snapper ... Helped the team post a 15-1 record and win the Western Pennsylvania Interscholastic Athletic League Class 4A title as well as the Pennsylvania Interscholastic Athletic Association championship in 2015 ... Launched an initiative called "Cal's Kids" in October 2021 and raised more than \$135,000 for UPMC Children's Hospital of Pittsburgh ... Last name is pronounced "AA-dumm-EYE-tiss."

CAL ADOMITIS' STATISTICS

YEAR	TEAM	G-S	SPECIAL TEAMS								KICKOFF RETURNS						PUNT RETURNS					
			ST	AT	TT	FF	FR-YDS	BP	BFG	BXP	NO	YDS	AVG	FC	LG	TD	NO	YDS	AVG	FC	LG	TD
2022	Cincinnati	15-0	1	1	2	0	0-0	0	0	0	—	—	—	—	—	—	—	—	—	—	—	
2023	Cincinnati	17-0	1	0	1	0	0-0	0	0	0	—	—	—	—	—	—	—	—	—	—		
CAREER		32-0	2	1	3	0	0-0	0	0	0	—	—	—	—	—	—	—	—	—	—		

POSTSEASON

YEAR	TEAM	G-S	SPECIAL TEAMS								KICKOFF RETURNS						PUNT RETURNS					
			ST	AT	TT	FF	FR-YDS	BP	BFG	BXP	NO	YDS	AVG	FC	LG	TD	NO	YDS	AVG	FC	LG	TD
2022	Cincinnati	3-0	1	0	1	0	0-0	0	0	0	—	—	—	—	—	—	—	—	—	—		
CAREER		3-0	1	0	1	0	0-0	0	0	0	—	—	—	—	—	—	—	—	—	—		



ALL, ERICK, JR.

TE #83

Height: 6-5
Weight: 253
College: Iowa
Experience: Rookie in 2024

2023 games-starts: 0-0
Career games-starts: 0-0
Born: 9-13-00
Hometown: Fairfield, Ohio
Acquired: D4'24

A local rookie from Fairfield, Ohio (approximately 25 miles north of Cincinnati), All was selected in the fourth round of the 2024 NFL Draft by his hometown Bengals ... He spent his final collegiate season in 2023 at the University of Iowa, a school known for producing high-level tight ends over the past decade ... All dealt with injuries throughout his college career, most recently a knee injury in October 2023 that caused him to miss the second half of last season, but when healthy he showcased himself as an athletic and versatile TE ... Spent his first four seasons (2019-22) at the University of Michigan, before transferring to Iowa for his final year of eligibility ... Saw action in 40 total games (19 starts), recording 75 receptions for 864 yards and five TDs.

Career transactions: Selected by Cincinnati in fourth round of NFL Draft (115th overall) on 4-27-24 ... Signed with Bengals on 5-14-24.


Offensive coordinator Dan Pitcher says: "Very well-rounded skill set. Size, athleticism, contributor in both the pass game and the run game. He's physical. We think he can be really an all-around tight end that can help us in all phases."

College highlights: Played in 40 games with 19 starts over five seasons (2019-23) ... Spent first four seasons (2019-22) at Michigan, then transferred to Iowa for '23 campaign. **2023**—Started seven games in lone season at Iowa ... Suffered season-ending knee injury in seventh game ... Named honorable mention All-Big Ten by league's coaches ... Caught 21 passes for 299 yards and three TDs ... Had team-high four grabs for 67 yards, and scored Iowa's opening TD on Sept. 30 vs. Michigan State ... Led team with five

receptions for 97 yards and a TD in Oct. 7 win over Purdue. **2022**—Played in three games (two starts) for Michigan ... Missed second half of season after sustaining back injury ... Caught three passes for 36 yards. **2021**—Played in 13 games (eight starts) for Michigan ... Named honorable mention All-Big Ten ... Caught 38 passes for 437 yards and two TDs ... Posted career highs in catches (10) and receiving yards (98) on Oct. 30 at Michigan State ... Returned from an injury to start on Nov. 13 at Penn State, and scored game-winning TD on a 47-yard catch with 3:29 remaining in fourth quarter ... Led team with four catches for 63 yards in College Football Playoff Semifinal on Dec. 31 vs. Georgia. **2020**—Played in all six games (two starts) for Michigan in season that was limited due to COVID-19 pandemic ... Totaled 12 receptions for 82 yards ... Made first career start on Oct. 24 at Minnesota, catching two passes for 33 yards. **2019**—Saw action in 11 games as a true freshman for Michigan ... Contributed as a reserve TE and on special teams ... Caught one pass for 10 yards and had an assisted special teams tackle ... Made college debut on Aug. 31 vs. Middle Tennessee State ... Recorded first career reception on Oct. 19 at Penn State.

High school: Attended Fairfield High School in Fairfield, Ohio ... Hauled in 30 receptions for 465 yards and four TDs as a senior in 2018 ... Caught 28 passes for 336 yards and three TDs as a junior in 2017 ... Earned first-team All-Greater Miami Conference selections in 2017 and '18 ... Helped lead team to state playoffs in each of his final three seasons.

Personal: Hometown is Fairfield, Ohio (approximately 25 miles north of Cincinnati) ... Attended same high school as Bengals OT Jackson Carman (Fairfield High School) ... Earned bachelor's degree in general studies.



ANDERSON, TYCEN

S #26

Height: 6-2
Weight: 209
College: Toledo
Experience: 3rd-year player in 2024

2023 games-starts: 7-0
Career games-starts: 7-0
Born: 6-13-99
Hometown: Toledo, Ohio
Acquired: D5'22

Anderson led the Bengals with eight special teams tackles in seven games played in 2023 before suffering a season-ending knee injury in Week 8 ... A fifth-round pick of the Bengals in 2022, he missed his entire rookie campaign due to hamstring injury sustained prior to start of the regular season ... Played in all three preseason games in 2023 and had a 43-yard pick-six in preseason opener against Green Bay ... Clocked a 40-yard dash time of 4.36 seconds at the 2022 NFL Combine.

Career transactions: Selected by Cincinnati in fifth round of 2022 NFL Draft (166th overall) ... Signed with Bengals on 5-19-22.

Pro career: 2022—Spent entire regular season on Reserve/Injured with hamstring injury ... Designated to return from R/I and cleared to practice prior to postseason, but did not return to active roster ... Played 122 defensive snaps and 34 special teams snaps in preseason, posting 15 tackles (13 solos). **2023**—Played in first seven regular-season games, before spending final nine games on Reserve/Injured list due to knee injury ... Played in all three preseason contests with one start at S ... Had two INTs in second quarter of preseason opener on

Aug. 11 vs. Green Bay, including 43-yard pick-six ... Recorded team-leading eight special teams tackles during regular season ... Had three solo special teams tackles on Oct. 15 vs. Seattle ... Sustained knee injury on Oct. 29 at San Francisco, and was placed on R/I list on Nov. 3.

College: Spent five seasons (2017-21) at Toledo (granted an extra year of eligibility due to COVID-19 pandemic) ... Played 55 career games (27 starts), and had 237 tackles (134 solo), including nine TFLs, with 19 PBUs, two INTs, two sacks and one FF ... Also played on special teams as gunner ... Named first-team All-Mid-American Conference his final two seasons, including first-team distinction as senior in 2021, when he also served as team captain ... Named to the Academic All-MAC Team in four consecutive seasons (2018-21).

High school/personal: Hometown is Toledo, Ohio, where he attended St. John's Jesuit High School ... Recorded 14 INTs in three seasons ... Also competed in basketball and track and field, finishing third in Ohio in the long jump as a junior ... Majored in professional sales at Toledo ... First name is pronounced "TIE-senn."

TYCEN ANDERSON'S STATISTICS

YEAR	TEAM	G-S	DEFENSE						INTERCEPTIONS					SCORING					
			ST	AT	TT	SKS-YDS	PD	FF	FR-YDS	NO	YDS	AVG	LG	TD	TD	TD-IntRt	TD-FRRt	S	PTS
2022	Cincinnati	0-0				DID NOT PLAY*						DID NOT PLAY*							
2023	Cincinnati	7-0	0	0	0	0-0	0	0	0-0	—	—	—	—	—	—	—	—	—	—
CAREER		7-0	0	0	0	0-0	0	0	0-0	—	—	—	—	—	—	—	—	—	—

YEAR	TEAM	ST	AT	TT	FF	FR-YDS	SPECIAL TEAMS			KICKOFF RETURNS					PUNT RETURNS						
							BP	BFG	BXP	NO	YDS	AVG	FC	LG	TD	NO	YDS	AVG	FC	LG	TD
2023	Cincinnati	5	3	8	0	0-0	0	0	0	—	—	—	—	—	—	—	—	—	—	—	—
CAREER		5	3	8	0	0-0	0	0	0	—	—	—	—	—	—	—	—	—	—	—	—

POSTSEASON

YEAR	TEAM	G-S	DEFENSE						INTERCEPTIONS					SCORING					
			ST	AT	TT	SKS-YDS	PD	FF	FR-YDS	NO	YDS	AVG	LG	TD	TD	TD-IntRt	TD-FRRt	S	PTS
2022	Cincinnati	0-0				DID NOT PLAY*						DID NOT PLAY*							
CAREER		0-0	0	0	0	0-0	0	0	0-0	—	—	—	—	—	—	—	—	—	—

* NOTE: Anderson was on the Reserve/Injured list for 16 regular-season games and three postseason games in 2022.

2023 GAME-BY-GAME

DATE	OPPONENT	ST	AT	TT	DEFENSE					INTERCEPTIONS					
					SKS-YDS	INT-YDS	PD	FF	FR-YDS	NO	YDS	AVG	LG	TD	
9-10	at Cleveland	0	0	0		0-0	0-0	0	0	0-0	—	—	—	—	—
9-17	BALTIMORE	0	0	0		0-0	0-0	0	0	0-0	—	—	—	—	—
9-25	L.A. RAMS	0	0	0		0-0	0-0	0	0	0-0	—	—	—	—	—
10-1	at Tennessee	0	0	0		0-0	0-0	0	0	0-0	—	—	—	—	—
10-8	at Arizona	0	0	0		0-0	0-0	0	0	0-0	—	—	—	—	—
10-15	SEATTLE	0	0	0		0-0	0-0	0	0	0-0	—	—	—	—	—
10-22	— BYE —														
10-29	at San Francisco	0	0	0		0-0	0-0	0	0	0-0	—	—	—	—	—
11-5	BUFFALO					RESERVE / INJURED						RESERVE / INJURED			
11-12	HOUSTON					RESERVE / INJURED						RESERVE / INJURED			
11-16	at Baltimore					RESERVE / INJURED						RESERVE / INJURED			
11-26	PITTSBURGH					RESERVE / INJURED						RESERVE / INJURED			
12-4	at Jacksonville					RESERVE / INJURED						RESERVE / INJURED			
12-10	INDIANAPOLIS					RESERVE / INJURED						RESERVE / INJURED			
12-16	MINNESOTA					RESERVE / INJURED						RESERVE / INJURED			
12-23	at Pittsburgh					RESERVE / INJURED						RESERVE / INJURED			
12-31	at Kansas City					RESERVE / INJURED						RESERVE / INJURED			
1-7	CLEVELAND					RESERVE / INJURED						RESERVE / INJURED			
TOTALS		0	0	0	0-0	0-0	0	0	0-0	—	—	—	—	—	

DATE	OPPONENT	SPECIAL TEAMS								KICKOFF RETURNS						PUNT RETURNS					
		ST	AT	TT	FF	FR-YDS	BP	BFG	BXP	NO	YDS	AVG	FC	LG	TD	NO	YDS	AVG	FC	LG	TD
9-10	at Cleveland	0	0	0	0	0-0	0	0	0	—	—	—	—	—	—	—	—	—	—	—	
9-17	BALTIMORE	0	1	1	0	0-0	0	0	0	—	—	—	—	—	—	—	—	—	—	—	
9-25	L.A. RAMS	1	0	1	0	0-0	0	0	0	—	—	—	—	—	—	—	—	—	—	—	
10-1	at Tennessee	0	2	2	0	0-0	0	0	0	—	—	—	—	—	—	—	—	—	—	—	
10-8	at Arizona	1	0	1	0	0-0	0	0	0	—	—	—	—	—	—	—	—	—	—	—	
10-15	SEATTLE	3	0	3	0	0-0	0	0	0	—	—	—	—	—	—	—	—	—	—	—	
10-22	— BYE —																				
10-29	at San Francisco	0	0	0	0	0-0	0	0	0	—	—	—	—	—	—	—	—	—	—	—	
11-5	BUFFALO					RESERVE / INJURED															
11-12	HOUSTON					RESERVE / INJURED															
11-16	at Baltimore					RESERVE / INJURED															
11-26	PITTSBURGH					RESERVE / INJURED															
12-4	at Jacksonville					RESERVE / INJURED															
12-10	INDIANAPOLIS					RESERVE / INJURED															
12-16	MINNESOTA					RESERVE / INJURED															
12-23	at Pittsburgh					RESERVE / INJURED															
12-31	at Kansas City					RESERVE / INJURED															
1-7	CLEVELAND					RESERVE / INJURED															
TOTALS		5	3	8	0	0-0	0	0	0	—	—	—	—	—	—	—	—	—	—	—	



ANTHONY, DAIJAHN

S #33

Height: 6-0
Weight: 195
College: Mississippi
Experience: Rookie in 2024

2023 games-starts: 0-0
Career games-starts: 0-0
Born: 9-9-00
Hometown: Richmond, Va.
Acquired: D7a'24

A seventh-round pick of the Bengals in April, Anthony worked his way from Division II Shepherd University to the Southeastern Conference, finishing his career at the University of Mississippi in 2023 ... Transferred from Shepherd to Liberty University, where he played in 24 games over two seasons (2021-22), before landing at Ole Miss ... Started 10 of 13 games played in his lone season with the Rebels, and tied for team lead with three INTs while totaling 61 tackles ... Participated in the 2024 East-West Shrine Bowl.

Career transactions: Selected by Cincinnati in seventh round of NFL Draft (224 overall) on 4-27-24 ... Signed with Bengals on 5-10-24.

Head coach Zac Taylor says: "He's earned it. You go through how he ended up at Shepherd. You go through how he ended up at Liberty. You go through how he ended up at Ole Miss. I appreciate his story and why he did all the things that he did to get to where he's at today."

College highlights: Played in 47 total games in collegiate career ... Spent two years (2019-20) at Shepherd University (Division II) in Shepherdstown, W.Va. ... Transferred to Liberty University in Lynchburg, Va.,

where he spent the 2021-22 seasons ... Finished career at University of Mississippi in 2023. **2023**—Played in all 13 games with 10 starts for Mississippi ... Totaled 61 tackles, eight pass breakups and three INTs ... His three picks tied for team lead and tied for seventh in the Southeastern Conference ... Started at nickel CB on Nov. 11 at top-ranked Georgia, and led team with six tackles and one INT ... Logged career-high 15 tackles (six solos) on Nov. 23 at Mississippi State. **2022**—Played in 12 games for Liberty ... Posted 28 tackles, four PBUs and two INTs. **2021**—Played in 12 games for Liberty ... Logged 14 tackles, two PBUs and an INT. **2020**—Did not play, as Shepherd's season was canceled due to COVID-19 pandemic. **2019**—Played in 10 games with five starts for Shepherd in true freshman campaign ... Tallied 14 tackles with two INTs.

High school: Attended Henrico High School in Richmond, Va. ... Earned all-region honors as a senior in 2017 ... Tied school record for most INTs in a game with four.

Personal: Hometown is Richmond, Va. ... Graduated from Liberty with a bachelor's degree in interdisciplinary studies ... First name is pronounced "DAY-jahn."



BACHIE, JOE

LB #49

Height: 6-2
Weight: 235
College: Michigan State
Experience: 5th-year player in 2024

2023 games-starts: 16-0
Career games-starts: 39-2
Born: 2-26-98
Hometown: Brook Park, Ohio
Acquired: W(Phil.)'21

A key member of Cincinnati's special teams units, Bachie has played in 35 games for the Bengals over the past three seasons ... Suffered a season-ending knee injury late in 2021 campaign and spent first six weeks of '22 season on Reserve/Physically Unable to Perform list, but has since seen action in 26 regular-season contests (10 in '22, 16 in '23) ... Acquired on waivers by the Bengals from Philadelphia during 2021 offseason, and played in nine games in '21 prior to injury ... Spent first five weeks of 2021 season on Cincinnati's practice squad before being elevated to active roster ... Originally was a college free agent signee of New Orleans in 2020, after four-year career at Michigan State ('16-19) ... Was on Saints' practice squad for most of rookie season, then signed to Philadelphia's active roster and played in Eagles' final four games.

Career transactions: Signed with New Orleans as college free agent on 4-30-20 ... Waived by Saints on 9-5-20 ... Signed to Saints practice squad on 9-6-20 ... Signed with Philadelphia on 12-7-20 ... Waived by Eagles on 5-25-21 ... Acquired on waivers by Cincinnati on 5-25-21 ... Waived by Bengals on 8-31-21 ... Signed to Bengals practice squad on 9-1-21 ... Signed to Bengals roster on 10-26-21 ... Signed contract extension with Bengals on 3-11-22 ... Signed contract extension with Bengals on 3-9-23 ... Bengals contract expired on 3-13-24; became unrestricted free agent ... Resigned with Bengals as unrestricted free agent on 4-15-24.

Pro career: 2020—Played in four games (all with Philadelphia) as a rookie, and recorded two tackles ... Spent training camp with New Orleans, then spent first 13 weeks of the season on Saints' practice squad ... Signed off of New Orleans' practice squad by Philadelphia, and went on to play in each of the Eagles' final four games ... Made NFL debut on Dec. 13 vs. New Orleans. **2021**—Waived by Philadelphia in May and claimed by Cincinnati, where he went on to play in nine games (two starts) before suffering a season-ending left knee injury on Dec. 19 at Denver ... Totaled 28 tackles and a PD on defense, and two tackles on special teams ... Began season on Cincinnati's practice squad, and

was elevated to active roster for two games before being signed to active roster prior to Game 8 ... Made first career start on Dec. 12 vs. San Francisco, filling in for injured LB Logan Wilson, and had four tackles ... Started and had six tackles on Dec. 19 at Denver, before leaving game in third quarter with season-ending left knee injury ... Did not play in postseason. **2022**—Began season on Reserve/Physically Unable to Perform list and missed the first six contests while recovering from a left knee injury ... Played in final 10 regular-season games and all three postseason contests, primarily in a special teams role ... Saw action on 13 defensive snaps and 168 special teams snaps in regular season ... Recorded three defensive tackles (two solos) and seven ST tackles ... Made season debut on Oct. 23 vs. Atlanta ... Posted three defensive tackles on Nov. 9 vs. Carolina ... Played 48 special teams snaps in the postseason, recording one ST tackle. **2023**—Played in 16 games, contributing on defense and special teams ... Recorded one assisted defensive tackle and two assisted special teams tackles ... Assisted on tackle of Seahawks RB Kenneth Walker III at Cincinnati's four-yard line that helped force a FG on Oct. 15 vs. Seattle ... Inactive for Dec. 16 contest vs. Minnesota due to oblique injury, but returned for following week's game at Pittsburgh.

College: Spent four seasons (2016-19) at Michigan State ... Played in 40 career games (34 starts), and totaled 285 tackles, eight sacks, five INTs, 11 PDs, five FFs and two FRs ... Two-time team captain, and three-year starter at middle linebacker.

High school/personal: Hometown is Brook Park, Ohio (outside Cleveland) ... Attended Berea High School, where he played RB and LB ... Posted 14 rushing TDs as a senior in 2015, while also leading the team in tackles (89) ... Earned first-team All-Ohio honors for Division I (AP) as a senior ... Also played basketball and baseball, and earned all-conference honors in both sports as a junior ... Graduated from MSU with degree in interdisciplinary studies in social science ... Last name is pronounced "BAH-chee."

JOE BACHIE'S STATISTICS

YEAR	TEAM	G-S	DEFENSE						INTERCEPTIONS						SCORING				
			ST	AT	TT	SKS-YDS	PD	FF	FR-YDS	NO	YDS	AVG	LG	TD	TD	TD-IntRt	TD-FRRt	S	PTS
2020	New Orleans	0-0	DID NOT PLAY*						DID NOT PLAY*						DID NOT PLAY*				
	Philadelphia	4-0	1	1	2	0-0	0	0	0-0	—	—	—	—	—	—	—	—	—	—
	Cincinnati	9-2	17	11	28	0-0	1	0	0-0	—	—	—	—	—	—	—	—	—	
2022	Cincinnati	10-0	2	1	3	0-0	0	0	0-0	—	—	—	—	—	—	—	—	—	
2023	Cincinnati	16-0	0	1	1	0-0	0	0	0-0	—	—	—	—	—	—	—	—	—	
N.O. TOTALS		0-0	0	0	0	0-0	0	0	0-0	—	—	—	—	—	—	—	—	—	
PHIL. TOTALS		4-0	1	1	2	0-0	0	0	0-0	—	—	—	—	—	—	—	—	—	
CIN. TOTALS		35-2	19	13	32	0-0	1	0	0-0	—	—	—	—	—	—	—	—	—	
CAREER		39-2	20	14	34	0-0	1	0	0-0	—	—	—	—	—	—	—	—	—	


YEAR	TEAM	ST	AT	TT	FF	SPECIAL TEAMS			KICKOFF RETURNS						PUNT RETURNS					
						FR-YDS	BP	BFG	BXP	NO	YDS	AVG	FC	LG	TD	NO	YDS	AVG	FC	LG
2021	Cincinnati	1	1	2	0	0-0	0	0	0	—	—	—	—	—	—	—	—	—	—	
2022	Cincinnati	2	5	7	0	0-0	0	0	0	—	—	—	—	—	—	—	—	—	—	
2023	Cincinnati	0	2	2	0	0-0	0	0	0	—	—	—	—	—	—	—	—	—	—	
CAREER		3	8	11	0	0-0	0	0	0	—	—	—	—	—	—	—	—	—	—	

POSTSEASON

YEAR	TEAM	G-S	DEFENSE						INTERCEPTIONS						SCORING				
			ST	AT	TT	SKS-YDS	PD	FF	FR-YDS	NO	YDS	AVG	LG	TD	TD	TD-IntRt	TD-FRRt	S	PTS
2021	Cincinnati	0-0	DID NOT PLAY*						DID NOT PLAY*						DID NOT PLAY*				
2022	Cincinnati	3-0	0	0	0	0-0	0	0	0-0	—	—	—	—	—	—	—	—	—	—
CAREER		3-0	0	0	0	0-0	0	0	0-0	—	—	—	—	—	—	—	—	—	—

YEAR	TEAM	ST	AT	TT	FF	SPECIAL TEAMS			KICKOFF RETURNS						PUNT RETURNS					
						FR-YDS	BP	BFG	BXP	NO	YDS	AVG	FC	LG	TD	NO	YDS	AVG	FC	LG
2022	Cincinnati	1	0	1	0	0-0	0	0	0	—	—	—	—	—	—	—	—	—	—	
CAREER		1	0	1	0	0-0	0	0	0	—	—	—	—	—	—	—	—	—	—	

* NOTE: Bachie was on the practice squad for 12 regular-season games with New Orleans in 2020. In 2021 with Cincinnati, he was on the Reserve/Injured list for three postseason games and the Reserve/COVID-19 list for one postseason game.



BATTLE, JORDAN

S #27

Height: 6-1
Weight: 210
College: Alabama
Experience: 2nd-year player in 2024

2023 games-starts: 17-7
Career games-starts: 17-7
Born: 12-14-00
Hometown: Fort Lauderdale, Fla.
Acquired: D3'23

Cincinnati's third round pick in 2023, Battle earned a starting safety role in the back half of his rookie season ... He played in all 17 games in 2023 and started each of the final seven ... Finished with the fifth most tackles on the team (69) while adding one INT, five PD and two sacks ... Recorded 58 of his 69 tackles over final eight games ... Was a team captain at the University of Alabama, where he totaled 251 tackles and six INTs over four-year career and helped Crimson Tide win 2020 national championship ... Named twice to All-America Third Team during college career.

Career transactions: Selected by Cincinnati in third round of 2023 NFL Draft (95th overall) ... Signed by Bengals on 5-12-23.

Pro career: 2023—Played in all 17 games, starting final seven at S in his rookie season ... Recorded 69 tackles (43 solos), with two sacks and four TFLs ... Also had five PDs and one INT ... Had 58 tackles over final eight games played ... Made NFL debut on Sept. 10 at Cleveland (no stats) ... Recorded first two career PDs with two solo tackles on Oct. 8 at Arizona ... Led team with 11 tackles (10 solos) on Nov. 16 at Baltimore ... Made first career start on Nov. 26 vs. Pittsburgh and tallied eight total tackles ... Had seven tackles on Dec. 4 at Jacksonville, including first career sack when he brought down QB C.J. Beathard

late in fourth quarter to force Jaguars FG attempt ... Posted 10 tackles in fourth straight start on Dec. 16 vs. Minnesota ... Tallied seven tackles (four solos) with a TFL on Dec. 23 at Pittsburgh ... Led team with eight tackles (six solos) on Dec. 31 at Kansas City ... Recorded first career INT on Jan. 7 vs. Cleveland, picking off QB Jeff Driskel to end Browns' opening drive in first quarter.

College: Spent four seasons (2019-22) at Alabama ... Played in 54 games with 44 starts, including 37 straight starts to finish career ... Totaled 251 tackles, six INTs and 16 PDs ... Selected a team captain as a senior ... Named third-team All-American and first-team All-SEC in both junior and senior seasons ... Three of his INTs were pick-sixes ... Helped Crimson Tide earn berth in College Football Playoff in back-to-back years (2020-21), with a national title in '20 season.

High school/personal: Hometown is Fort Lauderdale, Fla. ... Attended St. Thomas Aquinas High School in Fort Lauderdale ... Selected to the Under Armour All-America Game roster as a senior, when he recorded 27 tackles, one sack and three INTs ... Also lettered in basketball ... Graduated from Alabama with a degree in business family and consumer sciences in December 2022.

JORDAN BATTLE'S STATISTICS

YEAR	TEAM	G-S	DEFENSE							INTERCEPTIONS					SCORING				
			ST	AT	TT	SKS-YDS	PD	FF	FR-YDS	NO	YDS	AVG	LG	TD	TD	TD-IntRt	TD-FRRt	S	PTS
2023	Cincinnati	17-7	43	26	69	2-12	5	0	0-0	1	0	0.0	0	0	—	—	—	—	—
CAREER		17-7	43	26	69	2-12	5	0	0-0	1	0	0.0	0	0	—	—	—	—	—

YEAR	TEAM	SPECIAL TEAMS							KICKOFF RETURNS						PUNT RETURNS						
		ST	AT	TT	FF	FR-YDS	BP	BFG	BXP	NO	YDS	AVG	FC	LG	TD	NO	YDS	AVG	FC	LG	TD
2023	Cincinnati	0	2	2	0	0-0	0	0	0	—	—	—	—	—	—	—	—	—	—	—	—
CAREER		0	2	2	0	0-0	0	0	0	—	—	—	—	—	—	—	—	—	—	—	—

2023 GAME-BY-GAME

DATE	OPPONENT	DEFENSE									INTERCEPTIONS					
		ST	AT	TT	SKS-YDS	INT-YDS	PD	FF	FR-YDS	NO	YDS	AVG	LG	TD		
9-10	at Cleveland	0	0	0	0-0	0-0	0	0	0-0	0	0	—	—	0		
9-17	BALTIMORE	0	1	1	0-0	0-0	0	0	0-0	0	0	—	—	0		
9-25	L.A. RAMS	0	0	0	0-0	0-0	0	0	0-0	0	0	—	—	0		
10-1	at Tennessee	0	0	0	0-0	0-0	0	0	0-0	0	0	—	—	0		
10-8	at Arizona	2	0	2	0-0	0-0	2	0	0-0	0	0	—	—	0		
10-15	SEATTLE	1	1	2	0-0	0-0	0	0	0-0	0	0	—	—	0		
10-22	— BYE —															
10-29	at San Francisco	2	0	2	0-0	0-0	0	0	0-0	0	0	—	—	0		
11-5	BUFFALO	0	1	1	0-0	0-0	0	0	0-0	0	0	—	—	0		
11-12	HOUSTON	2	1	3	0-0	0-0	0	0	0-0	0	0	—	—	0		
11-16	at Baltimore	10	1	11	0-0	0-0	0	0	0-0	0	0	—	—	0		
11-26	PITTSBURGH	3	5	8	0-0	0-0	0	0	0-0	0	0	—	—	0		
12-4	at Jacksonville	4	3	7	1-2	0-0	1	0	0-0	0	0	—	—	0		
12-10	INDIANAPOLIS	3	0	3	0-0	0-0	0	0	0-0	0	0	—	—	0		
12-16	MINNESOTA	3	7	10	0-0	0-0	0	0	0-0	0	0	—	—	0		
12-23	at Pittsburgh	4	3	7	0-0	0-0	0	0	0-0	0	0	—	—	0		
12-31	at Kansas City	6	2	8	0-0	0-0	0	0	0-0	0	0	—	—	0		
1-7	CLEVELAND	3	1	4	1-10	1-0	2	0	0-0	1	0	0.0	0	0		
TOTALS		43	26	69	2-12	1-0	5	0	0-0	1	0	0.0	0	0		

DATE	OPPONENT	SPECIAL TEAMS								KICKOFF RETURNS						PUNT RETURNS					
		ST	AT	TT	FF	FR-YDS	BP	BFG	BXP	NO	YDS	AVG	FC	LG	TD	NO	YDS	AVG	FC	LG	TD
9-10	at Cleveland	0	1	1	0	0-0	0	0	0	—	—	—	—	—	—	—	—	—	—	—	
9-17	BALTIMORE	0	0	0	0	0-0	0	0	0	—	—	—	—	—	—	—	—	—	—	—	
9-25	L.A. RAMS	0	0	0	0	0-0	0	0	0	—	—	—	—	—	—	—	—	—	—	—	
10-1	at Tennessee	0	0	0	0	0-0	0	0	0	—	—	—	—	—	—	—	—	—	—	—	
10-8	at Arizona	0	0	0	0	0-0	0	0	0	—	—	—	—	—	—	—	—	—	—	—	
10-15	SEATTLE	0	0	0	0	0-0	0	0	0	—	—	—	—	—	—	—	—	—	—	—	
10-22	— BYE —																				
10-29	at San Francisco	0	0	0	0	0-0	0	0	0	—	—	—	—	—	—	—	—	—	—	—	
11-5	BUFFALO	0	0	0	0	0-0	0	0	0	—	—	—	—	—	—	—	—	—	—	—	
11-12	HOUSTON	0	0	0	0	0-0	0	0	0	—	—	—	—	—	—	—	—	—	—	—	
11-16	at Baltimore	0	1	1	0	0-0	0	0	0	—	—	—	—	—	—	—	—	—	—	—	
11-26	PITTSBURGH	0	0	0	0	0-0	0	0	0	—	—	—	—	—	—	—	—	—	—	—	
12-4	at Jacksonville	0	0	0	0	0-0	0	0	0	—	—	—	—	—	—	—	—	—	—	—	
12-10	INDIANAPOLIS	0	0	0	0	0-0	0	0	0	—	—	—	—	—	—	—	—	—	—	—	
12-16	MINNESOTA	0	0	0	0	0-0	0	0	0	—	—	—	—	—	—	—	—	—	—	—	
12-23	at Pittsburgh	0	0	0	0	0-0	0	0	0	—	—	—	—	—	—	—	—	—	—	—	
12-31	at Kansas City	0	0	0	0	0-0	0	0	0	—	—	—	—	—	—	—	—	—	—	—	
1-7	CLEVELAND	0	0	0	0	0-0	0	0	0	—	—	—	—	—	—	—	—	—	—	—	
TOTALS		0	2	2	0	0-0	0	0	0	—	—	—	—	—	—	—	—	—	—	—	



BELL, TRAVIS

DT #90

Height: 6-1
Weight: 305
College: Kennesaw State
Experience: 2nd-year player in 2024

2023 games-starts: 2-0 (0-0 Chi.; 2-0 Atl.; 0-0 Cin.)
Career games-starts: 2-0
Born: 10-27-98
Hometown: Montgomery, Ala.
Acquired: W(Atl.)'23

Bell was acquired on waivers by Cincinnati in December after spending time with Chicago and Atlanta during his rookie season ... A seventh-round draft pick of the Bears in 2023, he spent the first eight games of the season on Chicago's practice squad, then was signed to the Falcons' active roster and played in two games for Atlanta ... He was the first ever NFL draft pick out of Kennesaw State University, where he earned second-team All-Big South Conference honors in 2021.

Career transactions: Selected by Chicago in seventh round of 2023 NFL Draft (218th overall) ... Signed with Bears on 5-5-23 ... Waived by Bears on 8-29-23 ... Signed to Bears practice squad on 8-30-23 ... Signed off Bears practice squad by Atlanta on 11-1-23 ... Waived by Falcons on 12-19-23 ... Acquired by Cincinnati on waivers from Falcons on 12-20-23.

Pro career: 2023—Spent first eight weeks of rookie season on Chicago's practice squad, before being signed to Atlanta' active roster on Nov. 1 ... Played in two games for Atlanta, totaling two solo tackles ... Made NFL debut on Dec. 10 vs. Tampa Bay, logging one solo stop on 17 defensive snaps played

... Lined up for 13 defensive snaps on Dec. 17 at Carolina, registering another solo tackle ... Waived by Falcons on Dec. 19 and acquired on waivers by Cincinnati the following day ... Inactive for Bengals' final three games.

College: Played five seasons (2018-22) at Kennesaw State University, playing in 54 games ... Totaled 124 tackles, with 24.5 TFLs and 11 sacks, along with three PDS, one FF, two FRs and a blocked kick ... Earned second-team All-Big South Conference honors as a senior in 2021, when he logged 25 tackles (16 solos), with six TFLs and four sacks in 12 games ... Posted career highs in sacks (five) and TFLs (nine) as a sophomore in 2019 ... In graduate season in 2022, tallied career-best 34 tackles and 1.5 sacks.

High school/personal: Native of Montgomery Ala. ... Attended Jefferson Davis High School in Montgomery, where he played football and basketball ... Recorded 229 tackles and 20 sacks in high school career ... Logged nine sacks and 16 TFLs in senior season ... Majored in sport management at Kennesaw State ... First ever NFL draft pick out of Kennesaw State.

TRAVIS BELL'S STATISTICS

YEAR	TEAM	G-S	DEFENSE						INTERCEPTIONS					SCORING				
			ST	AT	TT	SKS-YDS	PD	FF	FR-YDS	NO	YDS	AVG	LG	TD	TD	TD-IntRt	TD-FRRt	S
2023	Chicago	0-0				DID NOT PLAY*			DID NOT PLAY*					DID NOT PLAY*				
	Atlanta	2-0	2	0	2	0-0	0	0	0-0	—	—	—	—	—	—	—	—	—
	Cincinnati	0-0				DID NOT PLAY*			DID NOT PLAY*					DID NOT PLAY*				
CHI. TOTALS		0-0	0	0	0	0-0	0	0	0-0	—	—	—	—	—	—	—	—	—
ATL. TOTALS		2-0	2	0	2	0-0	0	0	0-0	—	—	—	—	—	—	—	—	—
CIN. TOTALS		0-0	0	0	0	0-0	0	0	0-0	—	—	—	—	—	—	—	—	—
CAREER		2-0	2	0	2	0-0	0	0	0-0	—	—	—	—	—	—	—	—	—

* NOTE: In 2023, Bell was on the practice squad for eight regular-season games with Chicago, and he was inactive for three regular-season games with Cincinnati.



BELL, VONN

S #24

Height: 5-11
Weight: 205
College: Ohio State
Experience: 9th-year player in 2024

2023 games-starts: 13-13 (Car.)
Career games-starts: 122-106
Born: 12-12-94
Hometown: Rossville, Ga.
Acquired: FA'24

Bell returned to Cincinnati for his second Bengals stint in 2024, after spending the '23 season with Carolina ... He previously spent three seasons (2020-22) with the Bengals, serving as a team captain and key piece of Lou Anarumo's defense in all three ... In 13 games with the Panthers last season (all starts), he ranked third on the team in tackles (69) and had two PDs ... During his three previous Bengals seasons, he played a team-high 96.3 percent (3553 of 3688) of defensive snaps in 48 regular-season starts ... Had eight FFs from 2020-22, the eighth-most in the NFL in that span, along with five INTs and 288 total tackles ... Also has started seven postseason contests for the Bengals and contributed to several marquee plays ... Picked off Kansas City QB Patrick Mahomes in overtime of AFC Championship game following the 2021 season, setting up game-winning drive that sent Cincinnati to Super Bowl LVI ... Originally a second-round draft pick of New Orleans in 2016, and spent his first four NFL seasons ('16-19) with the Saints prior to signing with the Bengals as an unrestricted free agent in '20 ... Played collegiately at Ohio State, where he helped team to a national championship in 2014.

Career transactions: Selected by New Orleans in second round of NFL Draft (61st overall) on 4-29-16 ... Signed with Saints on 5-11-16 ... Saints contract expired on 3-18-20; became unrestricted free agent ... Signed as unrestricted free agent with Cincinnati on 3-26-20 ... Bengals contract expired on 3-15-23; became unrestricted free agent ... Signed with Carolina as unrestricted free agent on 3-21-23 ... Contract terminated by Panthers on 3-13-24 ... Signed with Cincinnati as free agent on 3-15-24.

Pro career: 2016—Played in all 16 games (14 starts) as a rookie for New Orleans ... Totaled 83 tackles, a sack, four PDs, two FFs and a FR ... Also had four tackles on special teams ... Made first career start on Sept. 18 at the N.Y. Giants and logged 10 tackles ... Recorded nine tackles and a FF on Oct. 2 at San Diego ... On Nov. 6 at San Francisco, recorded six tackles, a half sack and a FR. **2017—**Played all 16 games (10 starts) for New Orleans, and totaled team-leading 78 tackles, with 4.5 sacks (led all NFL DBs), two PDs and two FFs ... Also had career-high five special team tackles ... On Nov. 19 vs. Washington, recorded career-high 13 tackles, including sack/fumble on QB Kirk Cousins that sealed OT win ... Started two postseason games and led team with 17 tackles. **2018—**Played in all 16 games (eight starts) for New Orleans ... Totaled 87 tackles (second on team), a sack, three PDs, a FF and a FR ... On Thanksgiving night vs. Atlanta, posted seven tackles and a FR ... Started both postseason games, totaling seven tackles and a PD. **2019—**Played and started 13 games for New Orleans ... Inactive for final three regular-season games due to a knee injury ... Totaled 86 tackles (second on team), including 1.5 sacks, and had one INT, five PDs, two FFs and an NFL-best five FRs (one returned for a TD) ... On Sept. 22 at Seattle, recovered a fumble by RB Chris Carson and returned it 33 yards for first-career TD ... Had 10 tackles two FRs on Sept. 29 vs. Dallas, with second setting up a Saints FG in a 12-10 win ... Posted season-high 12 tackles with a sack in final game played during regular season on Dec. 8 vs. San Francisco ... Returned from injury to start Divisional Playoff vs. Minnesota, and recorded seven tackles along with FR that set up Saints FG drive in first quarter.

2020—Voted a team captain in first season with Bengals and started all 16 games ... Only player to play every possible snap on either offense or defense (1059 defensive snaps) ... Logged team-high 114 tackles, along with five PDs, three FFs and two FRs ... Tallied season-high 14 tackles and had one PD on Nov. 22 at Washington ... Recorded seven tackles in win over Pittsburgh on Dec. 21, and had signature play of the game when he laid a big hit on Steelers WR JuJu Smith-Schuster and forced a fumble, which the Bengals recovered and later converted into a TD. **2021—**Team captain played and started 16 regular-season games and all four postseason games for Cincinnati ... Led team in defensive snaps played (1004 of possible 1124) during regular season, and played all but two of possible 274 snaps in postseason ... Posted 97 tackles (second on team), a half sack, an INT, eight PDs and a FR ... Tied for team lead with nine tackles on Oct. 10 vs. Green Bay, including three for losses ... On Oct. 31 at the N.Y. Jets, forced and recovered a fumble on WR Jamison Crowder to set up a Bengals FG drive ... In overtime of AFC Championship at Kansas City, picked off a deep pass from QB Patrick Mahomes and returned it seven yards, setting up game-winning FG drive ... Started Super Bowl LVI against the L.A. Rams and had seven tackles, including one for a loss. **2022—**Team captain started all 16 regular-season games and three postseason contests for Bengals ... Played team-high 1023 of a possible 1035 defensive snaps in regular season ... Recorded 77 tackles (53 solos), with four TFLs and one sack, eight PDs, career-high four INTs, two FFs and a FR ... Four INTs were more than combined total in previous six career seasons (two) ... Had seven tackles on Sept. 18 at Dallas, and forced a fumble in Cincinnati territory that Bengals recovered in third quarter ... Had two INTs on Thursday Night Football win over Miami on Sept. 29, with second ending Dolphins drive in Bengals territory in fourth quarter ... Had game-saving play on Dec. 24 at New England, when he forced a fumble from RB Rhamondre Stevenson at Bengals' five-yard line (recovered by DT B.J. Hill) with 1:05 left to play and Bengals up by four points ... Had 17 tackles, one TFL and one sack in postseason. **2023—**Played and started 13 games for Carolina ... Inactive for four games due to injuries — Games 6-8 (quad) and Game 12 (shoulder) ... Totaled 69 tackles (42 solos), one INT and two PDs ... On Sept. 18 vs. New Orleans, intercepted QB Derek Carr in the second quarter and returned it 11 yards ... Logged season-high nine tackles on Oct. 8 at Detroit.

College: Spent three years (2013-15) at Ohio State ... Posted career totals of 176 tackles, nine INTs, 24 PDs and two FRs ... First-team All-American (AP) as junior, and semifinalist for Jim Thorpe Award (nation's top DB) ... As sophomore in 2014, started 14 games and had 92 tackles (second on team) for OSU team that won national championship in first-ever College Football Playoff.

High school/personal: Hometown is Rossville, Ga. (outside Chattanooga, Tenn.) ... Attended Ridgeland High School in Rossville, where as a senior he totaled 146 tackles and three INTs on defense, and 1700 all-purpose yards and 21 TDs on offense ... Helped Ridgeland to 13-2 record and Georgia Class AAAA state runner-up finish as a senior ... Began his high school career at Central High School in Chattanooga ... His father, Vincent, played OLB at Murray State.

VONN BELL'S STATISTICS

YEAR	TEAM	G-S	DEFENSE					INTERCEPTIONS					SCORING					
			ST	AT	TT	SKS-YDS	PD	FF	FR-YDS	NO	YDS	AVG	LG	TD	TD-IntRt	TD-FRRt	S	PTS
2016	New Orleans	16-14	58	25	83	1-8	4	2	1-0	0	0	—	—	0	0	0	0	0
2017	New Orleans	16-10	57	21	78	4.5-28.5	2	2	0-0	0	0	—	—	0	0	0	0	0
2018	New Orleans	16-8	61	26	87	1-9	3	1	1-0	0	0	—	—	0	0	0	0	0
2019	New Orleans	13-13	63	23	86	1.5-14	5	2	5-38	1	19	19.0	19	0	1	0	1	6
2020	Cincinnati	16-16	67	47	114	0-0	5	3	2-65	0	0	—	—	0	0	0	0	0
2021	Cincinnati	16-16	64	33	97	0.5-6	8	3	1-0	1	15	15.0	15	0	0	0	0	0
2022	Cincinnati	16-16	53	24	77	1-6.5	8	2	1-0	4	56	14.0	46	0	0	0	0	0
2023	Carolina	13-13	42	27	69	0-0	2	0	0-0	1	11	11.0	11	0	0	0	0	0
N.O. TOTALS		61-45	239	95	334	8-59.5	14	7	7-38	1	19	19.0	19	0	1	0	1	6
CIN. TOTALS		48-48	184	104	288	1.5-12.5	21	8	4-65	5	71	14.2	46	0	0	0	0	0
CAR. TOTALS		13-13	42	27	69	0-0	2	0	0-0	1	11	11.0	11	0	0	0	0	0
CAREER		122-106	465	226	691	9.5-72	37	15	11-103	7	101	14.4	46	0	1	0	1	6

YEAR	TEAM	SPECIAL TEAMS								KICKOFF RETURNS						PUNT RETURNS					
		ST	AT	TT	FF	FR-YDS	BP	BFG	BXP	NO	YDS	AVG	FC	LG	TD	NO	YDS	AVG	FC	LG	TD
2016	New Orleans	3	1	4	0	0-0	0	0	0	—	—	—	—	—	—	—	—	—	—	—	—
2017	New Orleans	5	0	5	0	0-0	0	0	0	—	—	—	—	—	—	—	—	—	—	—	—
2018	New Orleans	2	0	2	0	0-0	0	0	0	—	—	—	—	—	—	—	—	—	—	—	—
2019	New Orleans	3	0	3	0	0-0	0	0	0	—	—	—	—	—	—	—	—	—	—	—	—
CAREER		13	1	14	0	0-0	0	0	0	—	—	—	—	—	—	—	—	—	—	—	—


POSTSEASON

YEAR	TEAM	G-S	DEFENSE							INTERCEPTIONS					SCORING					
			ST	AT	TT	SKS-YDS	PD	FF	FR-YDS	NO	YDS	AVG	LG	TD	TD	TD-IntRt	TD-FRRt	S	PTS	
2017	New Orleans	2-2	12	5	17	1-17	0	0	0-0	0	0	—	—	0	—	—	—	—	—	—
2018	New Orleans	2-2	5	2	7	0-0	1	0	0-0	0	0	—	—	0	—	—	—	—	—	—
2019	New Orleans	1-1	4	3	7	0-0	0	0	1-6	0	0	—	—	0	—	—	—	—	—	—
2021	Cincinnati	4-4	17	6	23	1-7	1	0	0-0	1	5	5.0	5	0	—	—	—	—	—	—
2022	Cincinnati	3-3	12	5	17	1-3	0	0	0-0	0	0	—	—	0	—	—	—	—	—	—
N.O. TOTALS		5-5	21	10	31	1-17	1	0	1-6	0	0	—	—	0	—	—	—	—	—	—
CIN. TOTALS		7-7	29	11	40	2-10	1	0	0-0	1	5	5.0	5	0	—	—	—	—	—	—
CAREER		12-12	50	21	71	3-27	2	0	1-6	1	5	5.0	5	0	—	—	—	—	—	—

YEAR	TEAM	SPECIAL TEAMS								KICKOFF RETURNS						PUNT RETURNS					
		ST	AT	TT	FF	FR-YDS	BP	BFG	BXP	NO	YDS	AVG	FC	LG	TD	NO	YDS	AVG	FC	LG	TD
2018	New Orleans	1	0	1	0	0-0	0	0	0	—	—	—	—	—	—	—	—	—	—	—	—
CAREER		1	0	1	0	0-0	0	0	0	—	—	—	—	—	—	—	—	—	—	—	—

2023 REGULAR-SEASON GAME-BY-GAME

DATE	OPPONENT	DEFENSE									INTERCEPTIONS				
		ST	AT	TT	SKS-YDS	INT-YDS	PD	FF	FR-YDS	NO	YDS	AVG	LG	TD	
Carolina															
9-10	at Atlanta	2	1	3	0-0	0-0	0	0	0-0	0	0	—	—	0	
9-18	NEW ORLEANS	3	3	6	0-0	1-11	2	0	0-0	1	11	11.0	11	0	
9-24	at Seattle	8	0	8	0-0	0-0	0	0	0-0	0	0	—	—	0	
10-1	MINNESOTA	4	3	7	0-0	0-0	0	0	0-0	0	0	—	—	0	
10-8	at Detroit	4	5	9	0-0	0-0	0	0	0-0	0	0	—	—	0	
10-15	at Miami	INACTIVE									INACTIVE				
10-22	— BYE —	INACTIVE									INACTIVE				
10-29	HOUSTON	INACTIVE									INACTIVE				
11-5	INDIANAPOLIS	INACTIVE									INACTIVE				
11-9	at Chicago	2	2	4	0-0	0-0	0	0	0-0	0	0	—	—	0	
11-19	DALLAS	6	1	7	0-0	0-0	0	0	0-0	0	0	—	—	0	
11-26	at Tennessee	1	2	3	0-0	0-0	0	0	0-0	0	0	—	—	0	
12-3	at Tampa Bay	INACTIVE									INACTIVE				
12-10	at New Orleans	4	3	7	0-0	0-0	0	0	0-0	0	0	—	—	0	
12-17	ATLANTA	1	1	2	0-0	0-0	0	0	0-0	0	0	—	—	0	
12-24	GREEN BAY	4	3	7	0-0	0-0	0	0	0-0	0	0	—	—	0	
12-31	at Jacksonville	2	2	4	0-0	0-0	0	0	0-0	0	0	—	—	0	
1-7	TAMPA BAY	1	1	2	0-0	0-0	0	0	0-0	0	0	—	—	0	
TOTALS		42	27	69	0-0	1-11	2	0	0-0	0	0	—	—	0	

**BLAZEK, JUSTIN****DE #51**

Height: 6-3
Weight: 252
College: Wisconsin-Platteville
Experience: Rookie in 2024

2023 games-starts: 0-0
Career games-starts: 0-0
Born: 2-27-01
Hometown: Naperville, Ill.
Acquired: CFA'24

A college free agent signee in May, Blazek comes to Cincinnati following a standout career at the University of Wisconsin-Platteville (Division III) ... He was two-time American Football Coaches Association (AFCA) first-team All-American and former captain for the Pioneers ... In 33 career games, he totaled 161 tackles, 37 TFLs, 19.5 sacks, four INTs, nine pass breakups, two FFs and three FRs ... He was twice named the Wisconsin Intercollegiate Athletic Conference (WIAC) Defensive Player of the Year, earning the honor in 2022 and '23.

Career transactions: Signed with Cincinnati as college free agent on 5-10-24.

College highlights: Played in 33 games with 27 starts at Wisconsin-Platteville. **2023**—Started all 11 games, recording 60 tackles (35 solos), with 17 TFLs and 8.5 sacks, along with two INTs, six PBUs, two FFs and one FR ... Named a Division III first-team All-American by the American Football Coaches Association (AFCA) and Associated Press ... Wisconsin Intercollegiate Athletic Conference (WIAC) Defensive Player of the Year ... D3 Region 6 Defensive

Player of the Year ... Had season-high 10 tackles with a sack on Oct. 14 vs. Wisconsin-La Crosse. **2022**—Started all 10 games ... Totaled 58 tackles, 12 TFLs, career-high nine sacks, one INT, two PBUs and one FR ... Named first-team All-American by the AFCA, and earned second-team honors from AP ... WIAC Defensive Player of the Year ... Recorded 10 tackles, one sack and one TFL in Oct. 15 win over No. 14-ranked Wisconsin-River Falls. **2021**—Served as a team captain ... Started all six games he played in ... Registered 40 tackles, seven TFLs and two sacks ... Added one INT and one FR ... Logged 31 combined tackles over first three games, with 6.5 for losses. **2020**—Did not play, as season was canceled due to COVID-19 pandemic. **2019**—Played in six games as a true freshman ... Recorded two tackles (one for a loss).

High school: Attended Neuqua Valley High School in Naperville, Ill. ... Played football, basketball and baseball.

Personal: Hometown is Naperville, Ill. ... Mechanical engineering major at Wisconsin-Platteville ... Last name is pronounced "BLAY-zeck."



BROWN, CHASE

HB #30

Height: 5-10
Weight: 211
College: Illinois
Experience: 2nd-year player in 2024

2023 games-starts: 12-0
Career games-starts: 12-0
Born: 3-21-00
Hometown: London, Ontario (Canada)
Acquired: D5'23

The Bengals' fifth-round pick in 2023, Brown provided explosive element to the offense over the final six games of his rookie season ... In 12 games played, he registered 335 yards from scrimmage (179 rushing, 156 receiving) ... Scored first career TD on screen pass he took for 54 yards on Dec. 10 vs. Indianapolis, reaching a top speed of 22.05 mph that made him the second fastest ball carrier in the NFL in 2023 ... Also contributed on special teams for Cincinnati and served as primary kickoff returner in season finale ... A native of London, Ontario (Canada), he played at Western Michigan University for one season before transferring to the University of Illinois, where he posted back-to-back 1000-yard rushing campaigns in 2021 and '22 ... Twin brother, Sydney Brown, played DB at Illinois and was a 2023 third-round draft pick of the Philadelphia Eagles.

Career transactions: Selected by Cincinnati in fifth round of 2023 NFL Draft (163rd overall) ... Signed by Bengals on 5-12-23.

Pro career: 2023—Played in 12 games in rookie season ... Inactive for season opener, and spent four games (Games 7-10) on Reserve/Injured list due to a hamstring injury ... Rushed for 179 yards on 44 attempts, and caught 14 passes for 156 yards and a TD ... 322 of his 335 scrimmage yards came in final six games ... Also played 160 special teams snaps, and in season finale vs. Cleveland he had two KORs for 44 yards ... Made NFL debut on Sept. 17 vs. Baltimore ... Returned from Reserve/Injured for Game 12 vs. Pittsburgh and played 11 special teams snaps ... Saw first extended action on Dec. 4 at Jacksonville, and rushed for 61 yards on nine carries, including 31-yarder that was team's second longest run of the season ... Recorded 105 scrimmage yards on Dec. 10 vs. Indianapolis (25 rushing, 80 receiving) and scored first career TD

on screen pass that he took 54 yards to end zone ... Top speed on TD was 22.05 mph according to NFL's Next Gen Stats service, the second fastest speed by any ball carrier in 2023 regular season behind Seattle WR DK Metcalf (22.23) ... Had season-high 11 rushing attempts for 43 yards on Jan. 7 vs. Cleveland, with a 27-yard run in the third quarter.

College: Spent final four seasons (2019-22) at Illinois, after beginning career at Western Michigan ('18) ... Played in 34 games with 27 starts for the Fighting Illini, totaling 3206 rushing yards on 605 carries with 18 TDs ... Also caught 48 passes for 446 yards and three TDs, and had five KORs for 77 yards ... Rushed for over 1000 yards in each of final two seasons ... In 2022, earned AP second-team All-America honors and became Illinois' first ever finalist for Doak Walker Award (awarded to nation's top running back) ... Ranked fourth in the nation in rushing yards (1643) and third in rushing yards per game (136.9) in '22 ... In 2021, became third player in program history with multiple games of 200 or more rushing yards, and finished season with 1005 to earn AP third-team All-Big Ten recognition.

High school/personal: Hometown is London, Ontario (Canada) ... Attended Saint Stephen's Episcopal School in Bradenton, Fla., where he finished his career as the school's all-time leading rusher ... Ran for 1508 yards on 98 carries (15.9 avg.) and 27 TDs as a senior in 2017, earning second-team all-state honors ... Also lettered in track and field ... Anchored the state-champion 400-meter relay and holds school record in the 100-meter dash ... Communication major at Illinois ... Twin brother, Sydney Brown, also played at Illinois and currently plays safety with the Philadelphia Eagles.

CHASE BROWN'S STATISTICS

YEAR	TEAM	G-S	RUSHING					RECEIVING					SCORING					
			ATT	YDS	AVG	LG	TD	NO	YDS	AVG	LG	TD	TD	TD-P	TD-Rt	2-PtC	PTS	
2023	Cincinnati	12-0	44	179	4.1	31	0	14	156	11.1	54t	1	1	0	1	0	0	6
CAREER		12-0	44	179	4.1	31	0	14	156	11.1	54t	1	1	0	1	0	0	6

YEAR	TEAM	SPECIAL TEAMS					KICKOFF RETURNS					PUNT RETURNS									
		ST	AT	TT	FF	FR-YDS	BP	BFG	BXP	NO	YDS	AVG	FC	LG	TD	NO	YDS	AVG	FC	LG	TD
2023	Cincinnati	2	3	5	0	0-0	0	0	0	2	44	22.0	0	27	0	—	—	—	—	—	—
CAREER		2	3	5	0	0-0	0	0	0	2	44	22.0	0	27	0	—	—	—	—	—	—

RUSHING SINGLE-GAME HIGHS: ATTEMPTS—11 (1-7-24 vs. Cleveland). YARDS—61 (12-4-23 at Jacksonville). LONG—31 (12-4-23 at Jacksonville). TOUCHDOWNS—(none).

RECEIVING SINGLE-GAME HIGHS: RECEPTIONS—3 (two times; most recently on 12-16-23 vs. Minnesota). YARDS—80 (12-10-23 vs. Indianapolis). LONG—54t (12-10-23 vs. Indianapolis). TOUCHDOWNS—1 (12-10-23 vs. Indianapolis).

2023 GAME-BY-GAME

DATE	OPPONENT	RUSHING					RECEIVING				
		ATT	YDS	AVG	LG	TD	NO	YDS	AVG	LG	TD
9-10	at Cleveland	INACTIVE					INACTIVE				
9-17	BALTIMORE	1	2	2.0	2	0	0	0	—	—	0
9-25	L.A. RAMS	0	0	—	—	0	0	0	—	—	0
10-1	at Tennessee	0	0	—	—	0	1	-3	-3.0	-3	0
10-8	at Arizona	0	0	—	—	0	1	2	2.0	2	0
10-15	SEATTLE	1	4	4.0	4	0	1	8	8.0	8	0
10-22	— BYE —										
10-29	at San Francisco	RESERVE / INJURED					RESERVE / INJURED				
11-5	BUFFALO	RESERVE / INJURED					RESERVE / INJURED				
11-12	HOUSTON	RESERVE / INJURED					RESERVE / INJURED				
11-16	at Baltimore	RESERVE / INJURED					RESERVE / INJURED				
11-26	PITTSBURGH	0	0	—	—	0	0	0	—	—	0
12-4	at Jacksonville	9	61	6.8	31	0	0	0	—	—	0
12-10	INDIANAPOLIS	8	25	3.1	10	0	3	80	26.7	54t	1
12-16	MINNESOTA	7	23	3.3	6	0	3	28	9.3	13	0
12-23	at Pittsburgh	4	16	4.0	5	0	2	8	4.0	6	0
12-31	at Kansas City	3	5	1.7	3	0	2	23	11.5	19	0
1-7	CLEVELAND	11	43	3.9	27	0	1	10	10.0	10	0
TOTALS		44	179	4.1	31	0	14	156	11.1	54t	1

DATE	OPPONENT	SPECIAL TEAMS								KICKOFF RETURNS						PUNT RETURNS					
		ST	AT	TT	FF	FR-YDS	BP	BFG	BXP	NO	YDS	AVG	FC	LG	TD	NO	YDS	AVG	FC	LG	TD
9-10	at Cleveland					INACTIVE															
9-17	BALTIMORE	0	0	0	0	0-0	0	0	0	0	0	—	0	—	0	—	—	—	—	—	—
9-25	L.A. RAMS	1	0	1	0	0-0	0	0	0	0	0	—	0	—	0	—	—	—	—	—	—
10-1	at Tennessee	0	1	1	0	0-0	0	0	0	0	0	—	0	—	0	—	—	—	—	—	—
10-8	at Arizona	0	0	0	0	0-0	0	0	0	0	0	—	0	—	0	—	—	—	—	—	—
10-15	SEATTLE	0	0	0	0	0-0	0	0	0	0	0	—	0	—	0	—	—	—	—	—	—
10-22	— BYE —																				
10-29	at San Francisco					RESERVE / INJURED															
11-5	BUFFALO					RESERVE / INJURED															
11-12	HOUSTON					RESERVE / INJURED															
11-16	at Baltimore					RESERVE / INJURED															
11-26	PITTSBURGH	0	1	1	0	0-0	0	0	0	0	0	—	0	—	0	—	—	—	—	—	—
12-4	at Jacksonville	0	0	0	0	0-0	0	0	0	0	0	—	0	—	0	—	—	—	—	—	—
12-10	INDIANAPOLIS	0	1	1	0	0-0	0	0	0	0	0	—	0	—	0	—	—	—	—	—	—
12-16	MINNESOTA	0	0	0	0	0-0	0	0	0	0	0	—	0	—	0	—	—	—	—	—	—
12-23	at Pittsburgh	0	0	0	0	0-0	0	0	0	0	0	—	0	—	0	—	—	—	—	—	—
12-31	at Kansas City	0	0	0	0	0-0	0	0	0	0	0	—	0	—	0	—	—	—	—	—	—
1-7	CLEVELAND	1	0	1	0	0-0	0	0	0	2	44	22.0	0	27	0	—	—	—	—	—	—
TOTALS		2	3	5	0	0-0	0	0	0	2	44	22.0	0	27	0	—	—	—	—	—	—



BROWN, ORLANDO, JR.

OT #75

Height: 6-8
Weight: 345
College: Oklahoma
Experience: 7th-year player in 2024

2023 games-starts: 17-17
Career games-starts: 98-92
Born: 5-2-96
Hometown: Baltimore, Md.
Acquired: UFA(K.C.):23

Perhaps the headliner of Cincinnati's 2023 free agent acquisitions, Brown is a four-time Pro Bowler and completed his sixth NFL season in '23 ... A former third-round draft pick of Baltimore in 2018, he spent his first three seasons with the Ravens ('18-20), then played two with Kansas City ('21-22) ... Made his first 32 career starts at ROT for the Ravens, then transitioned to LOT midway through the 2020 season and has started his past 60 contests at that spot ... Played 1059 of 1088 offensive snaps (97.3 percent) during the 2023 regular season ... Lined up for every offensive snap during 2022 postseason for Chiefs team that won Super Bowl LVII ... Key member of offensive lines that protected QBs Lamar Jackson (2019) and Patrick Mahomes ('22) in their MVP seasons ... Father, Orlando Brown Sr., played nine NFL seasons (1994-99, 2003-05), spending time with the Cleveland Browns and Baltimore Ravens.

Career transactions: Selected by Baltimore in third round of 2018 NFL Draft (83rd overall) ... Signed with Ravens on 5-17-18 ... Acquired by Kansas City in trade with Ravens on 4-23-21 ... Named by Chiefs as designated franchise player on 3-8-22 ... Chiefs contract expired on 3-16-22 (remained under tender) ... Re-signed with Chiefs as designated franchise player on 8-2-22 ... Chiefs contract expired on 3-15-23; became unrestricted free agent ... Signed with Cincinnati as unrestricted free agent on 3-17-23.

Pro career: 2018—Played in 16 games with 10 starts at ROT as a rookie for Baltimore ... Helped Ravens rank second in the NFL in rushing yards per game (152.6) while allowing the sixth fewest sacks in the league (32) ... Made NFL debut on Sept. 9 vs. Buffalo ... Made first career start on Oct. 21 vs. New Orleans, playing every offensive snap ... Started 10 consecutive games to close out regular season ... Made postseason debut in Wild Card Playoff on Jan. 6 vs. L.A. Chargers, starting at ROT. **2019**—Started all 16 games at ROT for Baltimore ... Played 1104 offensive snaps during the regular season (100 percent), tied for team lead ... Blocked for Ravens offense that set an NFL record for total rushing yards (3296), led the NFL in rushing yards per game (206.0) and points per game (33.2), and ranked second in total yards (407.6) ... Protected QB Lamar Jackson, who totaled 3127 passing yards and 1206 rushing yards en route to winning NFL MVP honors ... Started Divisional Playoff on Jan. 11 vs. Tennessee. **2020**—Started all 16 games for Baltimore, with first seven at ROT and final nine at LOT ... Played a team-high 1026 offensive snaps (100 percent) ... Helped Ravens offense lead the NFL in rushing yards per game (191.6) ... Blocked for QB Lamar Jackson and RB J.K. Dobbins, who each rushed for over 800 yards ... Started at LOT in two postseason contests. **2021**—Started 16 games at LOT for Kansas City ... Active/DNP in Week 17 game at Cincinnati ... Helped Chiefs offense rank third in NFL in total yards per game (396.8) and fourth in passing yards per game (281.8) ... Protected QB Patrick Mahomes, who ranked in the top five leaguewide in completions (436, third), passing yards (4839, fourth) and passing TDs (37, tied for fourth) ... Started three postseason games at LOT. **2022**—Started all 17 games at LOT for Kansas City ... Blocked for offense that led the NFL in total yards per game (413.6), yards per play (6.4), first downs per game (24.0) and passing yards per game (297.8), while allowing 26 sacks (third fewest in NFL) ... Helped protect NFL MVP QB Patrick Mahomes, who led the league in passing yards (5250) and passing TDs (41) ... Played all

194 offensive snaps in three postseason contests, including 55 in Super Bowl LVII victory. **2023**—Started all 17 games at LOT in first Bengals season ... Lined up for 97.3 percent of team's offensive snaps (1059 of possible 1088) ... Left Oct. 15 game vs. Seattle with groin injury in third quarter, but returned to action for following game at San Francisco ... On Nov. 5 vs. Buffalo, helped limit Bills to one sack while pass protecting for QB Joe Burrow, who passed for season-high 348 yards on 44 attempts ... Part of pass blocking effort that allowed zero sacks while offense totaled 385 yards on Dec. 10 vs. Indianapolis.

Pro bowl participation: Selected to four games (2019-22) ... Named a starter for the AFC at tackle in 2021 and '22 ... Did not play in 2022 season game, as Chiefs advanced to Super Bowl LVII.

College: Spent three seasons (2015-17) at Oklahoma, starting all 40 games in his career ... Named Big 12 Offensive Lineman of the Year in 2016 and '17 ... Earned first-team All-American honors in 2017 and second-team accolades in '16 ... First-team All-Big 12 selection in 2016 and '17 ... Finalist for the Outland Trophy in 2017 (awarded to best college football interior lineman).


High school/personal: Hometown is Baltimore, Md. ... Attended Peachtree Ridge High School in Suwanee, Ga. ... Named a second-team All-USA by USA Today in 2013 ... Late father, Orlando "Zeus" Brown Sr., was an offensive tackle for the Cleveland Browns (1993-95, 1999) and Baltimore Ravens ('96-98, 2003-06) ... Majored in human relations at Oklahoma.

ORLANDO BROWN JR.'S STATISTICS

GAMES-STARTS			
YEAR	TEAM	GAMES	STARTS
2018	Baltimore	16	10
2019	Baltimore	16	16
2020	Baltimore	16	16
2021	Kansas City	16	16
2022	Kansas City	17	17
2023	Cincinnati	17	17
BALT. TOTALS		48	42
K.C. TOTALS		33	33
CIN. TOTALS		17	17
CAREER		98	92

POSTSEASON

GAMES-STARTS			
YEAR	TEAM	GAMES	STARTS
2018	Baltimore	1	1
2019	Baltimore	1	1
2020	Baltimore	2	2
2021	Kansas City	3	3
2022	Kansas City	3	3
BALT. TOTALS		4	4
K.C. TOTALS		6	6
CAREER		10	10



BROWN, TRENT

OT #77

Height: 6-8
Weight: 380
College: Florida
Experience: 10th-year player in 2024

2023 games-starts: 11-8 (N.E.)
Career games-starts: 100-93
Born: 4-13-93
Hometown: Albany, Ga.
Acquired: UFA(N.E.)'24

A free agent acquisition during the 2024 offseason, Brown brings nine years of pro playing experience to the Bengals' offensive line room ... He has played for three teams prior to Cincinnati, including two separate stints with New England, and seen action in 100 regular-season games ... Has started 93 contests, with 51 at ROT and 42 at LOT ... Originally a seventh-round draft pick of San Francisco in 2015, and spent his first three NFL seasons ('15-17) with the 49ers before being traded to the Patriots ... Started all 16 regular-season games and all three postseason contests for New England in 2018, helping team win Super Bowl LIII ... Earned Pro Bowl selection in 2019, when he started 11 games at ROT for the Oakland Raiders ... Returned to Patriots in 2021, again via trade, and spent past three seasons ('21-23) with New England ... One of four Bengals O-linemen on offseason roster listed at 6-8, alongside OT Orlando Brown Jr., OT Eric Miller and OT Amarius Mims ... Heaviest player listed on Bengals offseason roster, weighing in at 380 pounds.

Career transactions: Selected by San Francisco in the seventh round of the NFL Draft (244th overall) on 5-12-15 ... Signed with 49ers on 5-2-15 ... Acquired by New England in trade with 49ers on 4-27-18 ... Patriots contract expired on 3-13-19; became unrestricted free agent ... Signed with Oakland (team moved to Las Vegas prior to 2020 season) as unrestricted free agent on 3-14-19 ... Acquired by New England in trade with Raiders on 3-17-21 ... Contract with Patriots was renegotiated on 3-19-21 ... Patriots contract expired on 3-16-22; became unrestricted free agent ... Re-signed with Patriots as unrestricted free agent on 3-23-22 ... Contract with Patriots was renegotiated on 9-21-23 ... Patriots contract expired on 3-13-24; became unrestricted free agent ... Signed with Cincinnati as unrestricted free agent on 3-19-24.

Pro career: 2015—Played in five games with two starts as a rookie for San Francisco ... Active/DNP for 11 games ... Made NFL debut on Sept. 14 vs. Minnesota ... Made first start on Dec. 27 at Detroit, lining up for all 62 offensive snaps at ROT. **2016**—Started all 16 games for San Francisco (15 at ROT, one at LOT) ... Helped opened holes for run game that totaled 193 rushing yards on Nov. 27 at Miami, the most by the 49ers since 2014 ... Helped offense rush for season-high 248 yards on Dec. 11 vs. N.Y. Jets ... Started at LOT for first time in career on Dec. 24 at L.A. Rams. **2017**—Played and started 10 games for San Francisco (nine at ROT, one at LOT) ... Inactive for three games (Oct. 29 vs. Philadelphia, Nov. 26 vs. Seattle, Dec. 17 vs. Tennessee) ... Placed on Reserve/Injured list on Dec. 16 due to shoulder injury and missed final three games. **2018**—Started all 16 regular-season games at LOT in first season with New England ... Blocked for offense that ranked fifth in the NFL in total yards per game (393.4), fifth in rushing yards (127.3) and eighth in passing yards (266.1) ... Started all three postseason games and played every possible offensive snap (252) at LOT ... Helped Patriots win Super Bowl LIII, blocking for offense that rushed for 154 yards against the L.A. Rams. **2019**—Played and started 11 games at ROT in first season with Oakland Raiders ... Inactive for one game (Oct. 20 at Green Bay) ... Spent final four games on Reserve/Injured list due to pectoral injury ... Earned first career Pro Bowl nod ... Helped RB Josh Jacobs rush for 1150 yards, becoming first rookie in team history to reach 1000-yard rushing mark ... Contributed to pass protection that allowed just 29 sacks, eighth-

fewest in the NFL. **2020**—Played and started five games at ROT for Las Vegas Raiders ... Inactive for five games ... Missed six games while on Reserve/COVID-19 list. **2021**—Played and started nine games at ROT for New England ... Spent five games (Games 5-9) on Reserve/Injured list due to calf injury ... Sustained calf injury in season opener on Sept. 12 vs. Miami and was inactive for following three games ... Started first game after returning from R/I on Nov. 14 vs. Cleveland ... Blocked for offense that totaled 222 rushing yards on Dec. 6 at Buffalo ... Started Wild Card Playoff on Jan. 15 at Buffalo. **2022**—Played in 17 games with 16 starts at LOT for New England ... Helped O-line allow zero sacks while blocking for offense that rushed for 176 yards on Oct. 9 vs. Detroit ... Part of blocking effort that allowed for season-high 206 rushing yards while allowing zero sacks on Dec. 18 at Las Vegas. **2023**—Played in 11 games with eight starts at LOT for New England ... Inactive for five games ... Blocked for offense that rushed for 157 yards while allowing zero sacks on Sept. 24 at N.Y. Jets.


College: Spent two seasons at the University of Florida (2014-15) ... Played in 23 career games with 11 starts, seeing action at G and OT ... Helped Gators average 187.7 rushing yards per game in 2014, with five games over 200 yards ... Originally spent two seasons (2011-12) at Georgia Military College, where he was a second-team National Junior College Athletic Association (NJCAA) All-American in '12.

High school/personal: Hometown is Albany, Ga. ... Attended Westover High School in Albany ... Also played basketball in high school, in addition to football ... Born in Austin, Texas.

TRENT BROWN'S STATISTICS

GAMES-STARTS			
YEAR	TEAM	GAMES	STARTS
2015	San Francisco	5	2
2016	San Francisco	16	16
2017	San Francisco	10	10
2018	New England	16	16
2019	Oakland	11	11
2020	Las Vegas	5	5
2021	New England	9	9
2022	New England	17	16
2023	New England	11	8
S.F. TOTALS		31	28
N.E. TOTALS		53	49
OAK./L.V. TOTALS		16	16
CAREER		100	93

POSTSEASON			
GAMES-STARTS			
YEAR	TEAM	GAMES	STARTS
2018	New England	3	3
2021	New England	1	1
CAREER		4	4



BROWNING, JAKE

QB #6

Height: 6-2
Weight: 209
College: Washington
Experience: 2nd-year player in 2024

2023 games-starts: 9-7
Career games-starts: 9-7
Born: 4-11-96
Hometown: Folsom, Calif.
Acquired: FA'21

Browning stepped into the Bengals' starting QB role for the final seven games of the 2023 season, after spending the '21 and '22 seasons on the team's practice squad and the first 10 contests of '23 as a backup ... He completed 71.5 percent of his passing attempts for 1868 yards and 11 TDs as a starter, becoming the third NFL QB since 1950 to record at least 1500 passing yards and 10 TDs with a completion percentage of 70 or higher in his first seven career starts ... Made the 53-man roster out of training camp in 2023 for the first time in his career ... Originally a college free agent signee of Minnesota in 2019 who spent his first two seasons ('19-20) on the Vikings' practice squad before joining the Bengals prior to the '21 campaign ... Set numerous career passing records during four-year career at the University of Washington (2015-18), including attempts (1483), completions (958), yards (12,296) and TDs (94) ... Teammate of Bengals OT Jonah Williams at Folsom (Calif.) High School, where he set California prep records for career passing attempts (1708), completions (1191), yards (16,775) and TDs (229).

Career transactions: Signed with Minnesota as college free agent on 5-3-19 ... Waived by Vikings on 8-31-19 ... Signed to Vikings practice squad on 9-1-19 ... Signed to Vikings roster on 1-13-20 (Reserve/Future) ... Waived by Vikings on 9-5-20 ... Signed to Vikings practice squad on 9-6-20 ... Signed to Vikings roster on 1-4-21 (Reserve/Future) ... Waived by Vikings on 8-31-21 ... Signed to Cincinnati practice squad on 9-7-21 ... Signed to Bengals roster on 2-15-22 ... Waived by Bengals on 8-30-22 ... Signed to Bengals practice squad on 8-31-22 ... Signed to Bengals roster on 1-31-23 (Reserve/Future) ... Received tender offer from Bengals on 2-28-24 ... Bengals contract expired on 3-13-24 (remained under tender) ... Re-signed Bengals as exclusive rights player on 4-23-24.

Pro career: 2019—Did not play as a rookie ... Spent entire season on Minnesota's practice squad. **2020**—Did not play ... Spent entire season on Minnesota's practice squad. **2021**—Did not play ... Spent offseason with Minnesota, then was waived at final cuts and joined Cincinnati's practice squad just before the start of the regular season ... Spent entire regular season and all of postseason on Bengals' practice squad. **2022**—Spent entire season on Cincinnati's practice squad, listed as the No. 3 QB on the depth chart ... Elevated to the active roster for regular-season finale vs. Baltimore and AFC Championship at Kansas City, but was inactive for both contests ... Played in all three preseason games, completing 42 of 64 passes for 452 yards and a TD. **2023**—Played in nine games with seven starts at QB, after making 53-man roster out of training camp for first time in his career ... Completed 171 of 243 passes (70.4 percent) for 1936 yards and 12 TDs, good for a passer rating of 98.4 ... Made NFL debut on Sept. 10 at Cleveland, taking four snaps late in fourth quarter in relief of QB Joe Burrow ... Spent first 10 games as backup QB, then in Game 10 at Baltimore he entered in the second quarter following Burrow's season-ending wrist injury ... Completed eight of 14 passes for 68 yards and a TD against Ravens' fourth-ranked passing defense ... First career TD pass came late in fourth quarter on a two-yarder to WR Ja'Marr Chase ... Passed for 1868 yards and 11 TDs with a 71.5 completion percentage in final

seven games (all starts), joining former St. Louis Rams QB Kurt Warner and former N.Y. Jets QB Chad Pennington as only QBs since 1950 to record at least 1500 passing yards and 10 TD passes with completion percentage of 70 or higher in their first seven starts ... Ranked second in the NFL in passing yards and completion percentage over final seven weeks of the regular season ... Made first career regular-season start on Nov. 26 vs. Pittsburgh and completed 19 of 26 passes (73.1 percent) for 227 yards and one TD with one INT ... On Dec. 4 at Jacksonville, completed 32 of 37 passes (86.5 percent) for 354 yards and a TD to lead Bengals to overtime win on Monday Night Football ... His 86.5 completion percentage marked the fifth highest in a game in team history, and he became the 10th player in the Super Bowl era to pass for at least 350 yards while completing 85 percent or more of his attempts ... TD pass was a 76-yarder to Chase to give Bengals first lead of the game in third quarter ... Also rushed for 22 yards on two attempts, including one-yard TD that tied game in fourth quarter ... Earned AFC Offensive Player of the Week award for game against Jaguars ... Posted career-high 122.7 passer rating on Dec. 10 vs. Indianapolis, finishing 18 of 24 for 275 yards and two TDs ... Also scored a rushing TD for second straight game ... Passed for 324 yards on Dec. 16 vs. Minnesota, with 243 coming in second half/OT to lead Bengals to comeback win ... Had two TD passes in fourth quarter (both to WR Tee Higgins), and connected with WR Tyler Boyd for 44-yard gain in OT that set up game-winning FG ... His 76.0 completion percentage from Weeks 12-15 marked the second highest by any NFL QB through their first four starts since 1950 ... Went 28 of 42 for 335 yards and a TD with three INTs on Dec. 23 at Pittsburgh, including 80-yard TD pass to Higgins that marked team's longest play from scrimmage in 2023 ... Completed 18 of 24 passes (75.0) for 156 yards and three TDs with one INT in season finale vs. Cleveland.

College: Spent four seasons (2015-18) at the University of Washington ... Four-year starter, who started 53 of 54 possible games in his career ... His 39 wins as a starter set school and Pac-12 records ... Left Washington with numerous career passing records, including attempts (1483), completions (958), yards (12,296) and TDs (94) ... Finished sixth in Heisman Trophy voting as a sophomore in 2016, when he helped lead Huskies to Pac-12 title and a berth in the College Football Playoff.

High school/personal: Hometown is Folsom, Calif. (outside Sacramento) ... Attended Folsom High School, where he put together one of the most decorated prep football careers in state history ... Set California prep records for career passing attempts (1708), completions (1191), yards (16,775) and TDs (229) ... Tied national record with 91 TDs as a senior ... Set California's single-season passing yards record as a junior (5737), before breaking his own record as a senior (5790) ... Named Gatorade California Player of the Year in both junior and senior seasons, and was Division I Player of the Year in California as a senior ... Finance major at Washington.

NOTE ABOUT NFL EXPERIENCE: Browning did not earn an accrued year of experience toward NFL free agency in 2019, '20, '21 or '22.

JAKE BROWNING'S STATISTICS

			PASSING											
YEAR	TEAM	G-S	ATT	CMP	CMP%	YDS	YDS/ATT	TD	TD%	INT	INT%	LG	SKD-YDS	RAT
2019	Minnesota	0-0						DID NOT PLAY*						
2020	Minnesota	0-0						DID NOT PLAY*						
2021	Cincinnati	0-0						DID NOT PLAY*						
2022	Cincinnati	0-0						DID NOT PLAY*						
2023	Cincinnati	9-7	243	171	70.4	1936	7.97	12	4.9	7	2.9	80t	24-169	98.4
CAREER		9-7	243	171	70.4	1936	7.97	12	4.9	7	2.9	80t	24-169	98.4

			RUSHING					RECEIVING					SCORING					
YEAR	TEAM		ATT	YDS	AVG	LG	TD	NO	YDS	AVG	LG	TD	TD	TD-R	TD-P	TD-Rt	2-Ptc	PTS
2023	Cincinnati		27	127	4.7	21	3	1	-7	-7.0	-7	0	3	3	0	0	0	18
CAREER			27	127	4.7	21	3	1	-7	-7.0	-7	0	3	3	0	0	0	18

ADDITIONAL STATISTICS: Browning passed for one two-point conversion in 2023.

PASSING SINGLE-GAME HIGHS: ATTEMPTS—42 (two times; most recently on 12-23-23 at Pittsburgh). COMPLETIONS—32 (12-4-23 at Jacksonville). YARDS—354 (12-4-23 at Jacksonville). TOUCHDOWNS—3 (1-7-24 vs. Cleveland). INTERCEPTIONS—3 (12-23-23 at Pittsburgh). LONG—80t (12-23-23 at Pittsburgh). RATING (minimum 14 attempts)—122.7 (12-10-23 vs. Indianapolis).

RUSHING SINGLE-GAME HIGHS: ATTEMPTS—7 (12-31-23 at Kansas City). YARDS—40 (11-16-23 at Baltimore). LONG—21 (12-4-23 at Jacksonville). TOUCHDOWNS—1 (three times; most recently on 12-31-23 at Kansas City).

POSTSEASON														
			PASSING											
YEAR	TEAM	G-S	ATT	CMP	CMP%	YDS	YDS/ATT	TD	TD%	INT	INT%	LG	SKD-YDS	RAT
2021	Cincinnati	0-0	DID NOT PLAY*											
2022	Cincinnati	0-0	DID NOT PLAY*											
CAREER		0-0	0	0	—	0	—	0	—	0	—	—	0-0	—

* NOTE: Browning was on the practice squad for 16 regular-season games and two postseason games with Minnesota in 2019. In 2020 with the Vikings, he was on the practice for 16 regular-season games. In 2021 with Cincinnati, he was on the practice squad for 15 regular-season games and four postseason games, inactive for one regular-season game, and active/DNP for one regular-season game. In 2022 with Cincinnati, he was on the practice squad for 15 regular-season games and two postseason games, and he was inactive for one regular-season game and one postseason game.

2023 GAME-BY-GAME

DATE	OPPONENT	PASSING								RUSHING				
		ATT	CMP	YDS	SKD-YDS	TD	LG	INT	RAT	ATT	YDS	AVG	LG	TD
9-10	at Cleveland	1	0	0	0-0	0	—	0	39.6	1	-1	-1.0	-1	0
9-17	BALTIMORE	DID NOT PLAY												
9-25	L.A. RAMS	DID NOT PLAY												
10-1	at Tennessee	DID NOT PLAY												
10-8	at Arizona	DID NOT PLAY												
10-15	SEATTLE	DID NOT PLAY												
10-22	— BYE —													
10-29	at San Francisco	DID NOT PLAY												
11-5	BUFFALO	DID NOT PLAY												
11-12	HOUSTON	DID NOT PLAY												
11-16	at Baltimore	14	8	68	3-19	1	19	0	93.8	4	40	10.0	19	0
11-26	PITTSBURGH	26	19	227	4-30	1	39	1	96.2	3	9	3.0	6	0
12-4	at Jacksonville	37	32	354	2-12	1	76t	0	115.5	2	22	11.0	21	1
12-10	INDIANAPOLIS	24	18	275	0-0	2	54t	1	122.7	3	7	2.3	4	1
12-16	MINNESOTA	42	29	324	4-22	2	44	1	97.7	4	0	0.0	3	0
12-23	at Pittsburgh	42	28	335	3-26	1	80t	3	69.0	1	0	0.0	0	0
12-31	at Kansas City	33	19	197	6-38	1	24	0	85.0	7	32	4.6	8	1
1-7	CLEVELAND	24	18	156	2-22	3	35	1	113.9	2	18	9.0	11	0
TOTALS		243	171	1936	24-169	12	80t	7	98.4	27	127	4.7	21	3

RECEIVING						
DATE	OPPONENT	NO	YDS	AVG	LG	TD
9-10	at Cleveland	0	0	—	—	0
9-17	BALTIMORE	DID NOT PLAY				
9-25	L.A. RAMS	DID NOT PLAY				
10-1	at Tennessee	DID NOT PLAY				
10-8	at Arizona	DID NOT PLAY				
10-15	SEATTLE	DID NOT PLAY				
10-22	— BYE —					
10-29	at San Francisco	DID NOT PLAY				
11-5	BUFFALO	DID NOT PLAY				
11-12	HOUSTON	DID NOT PLAY				
11-16	at Baltimore	0	0	—	—	0
11-26	PITTSBURGH	0	0	—	—	0
12-4	at Jacksonville	1	-7	-7.0	-7	0
12-10	INDIANAPOLIS	0	0	—	—	0
12-16	MINNESOTA	0	0	—	—	0
12-23	at Pittsburgh	0	0	—	—	0
12-31	at Kansas City	0	0	—	—	0
1-7	CLEVELAND	0	0	—	—	0
TOTALS		1	-7	-7.0	-7	0

**BURGESS, COLE****WR #17**

Height: 6-1
Weight: 192
College: SUNY Cortland
Experience: Rookie in 2024

2023 games-starts: 0-0
Career games-starts: 0-0
Born: 2-11-00
Hometown: Greenwich, N.Y.
Acquired: CFA'24

Burgess looks to carry over a notable career at Division III SUNY Cortland to the professional ranks, after signing with the Bengals as a college free agent in May ... Cortland highlights include four first-team All-Empire 8 Conference selections, as well as D-III national title in '23 ... Helped lead Red Dragons to 14-1 record in 2023, and caught go-ahead TD with under two minutes left in national championship game ... In 2023, he posted career highs and led the Empire 8 in receptions (87), receiving yards (1375) and receiving TDs (16) ... Finished career with 3133 yards and 35 TDs on 178 catches in 43 games played ... Also a threat in the return game, he had 66 KORs for 1647 yards (25.0 average) and three TDs, along with nine PRs for 64 yards ... Spent six years at Cortland, but played four seasons (2018-19, '22-23), as the '20 campaign was canceled due to COVID-19 pandemic and he missed '21 due to suspension.

Career transactions: Signed with Cincinnati as college free agent on 5-10-24.

College highlights: Played in 43 games over four seasons (2018-19, '22-23) at SUNY Cortland. **2023**—Played in all 14 games ... Helped SUNY Cortland win NCAA Division III national championship (also known as the Stagg Bowl) ... Named first-team All-Empire 8 Conference ... Led conference in receptions (87), receiving yards (1375) and receiving TDs (16) ... Receiving yardage ranked fourth in Division III, while receptions total ranked fifth and receiving TDs ranked tied for sixth ... Also returned 20 kickoffs for 410 yards (20.5 average) ... Recorded 100 or more receiving yards in six games, including each of team's final three contests ... Caught nine passes for career-high 245 yards and three TDs on Nov. 4 vs. Brockport; his 245 yards ranked fourth in a single game in program history ... In D-III semifinals on Dec. 9 at Randolph-Macon, had 12 catches for 145 yards and three TDs to lead Cortland to title game ... In title game on Dec. 15 at North Central (Ill.), caught 11 passes for 134

yards and two TDs, including go-ahead score on a 21-yard grab with 1:41 remaining in fourth quarter. **2022**—Played and started 10 games ... Earned first-team All-Empire 8 and third-team D3football.com all-region honors ... Caught 37 passes for 816 yards (22.1) and team-high 11 TDs ... Had seven KORs for 144 yards ... Had four 100-yard receiving games ... Tallied four catches for season-high 161 yards, including season-long 81-yarder, with two TDs on Nov. 5 vs. St. John Fisher. **2021**—Did not play due to suspension. **2020**—Did not play, as Cortland's season was canceled due to COVID-19 pandemic. **2019**—Played and started first 10 games of season ... Named first-team All-Empire 8 as a WR, all-purpose player and return specialist ... Led team in receptions (52), receiving yards (904), yard per reception (17.4) and receiving TDs (eight) ... Returned 15 kickoffs for 405 yards (27.0) and one TD, along with eight punts for 62 yards (7.8) ... KOR TD was an 84-yarder on Oct. 19 vs. Alfred University ... Had eight grabs for season-high 187 yards and two TDs, and added three KORs for 76 yards on Oct. 26 at St. John Fisher. **2018**—Earned first-team All-Empire 8 honors as a kick returner ... Played in nine games ... Caught two passes for 38 yards as a reserve WR ... Returned 24 kicks for 688 yards (28.7), with two TDs ... On Oct. 27 vs. St. John Fisher, returned a kickoff 97 yards to the end zone, tying for fifth-longest KOR TD in school history.

High school: Attended Greenwich Junior-Senior High School in Greenwich, N.Y. ... Earned all-league honors three times ... Named Class D Player of the Year as a senior in 2017 ... Named all-state as a junior and senior ... Also played baseball and track and field ... Three-time all-state selection in baseball ... Set school record in 300 meters in track and field.

Personal: Hometown is Greenwich, N.Y. ... Also played baseball at SUNY Cortland ... Bengals offensive coordinator Dan Pitcher played QB at SUNY Cortland from 2008-11 ... Last name is pronounced "BER-jess."



BURROW, JOE

QB #9

Height: 6-4
Weight: 215
College: Louisiana State
Experience: 5th-year player in 2024

2023 games-starts: 10-10
Career games-starts: 52-52
Born: 12-10-96
Hometown: Athens, Ohio
Acquired: D1'20

The No. 1 overall pick in the 2020 draft, Burrow has re-written the Bengals' record books in his four pro seasons ... Holds the team's single-season records for passing attempts (606; '22), completions (414; '22), passing yards (4611; '21), TD passes (35; '22) and passer rating (108.3; '21) ... Also holds several team postseason career records, and led Cincinnati to appearance in Super Bowl LVI followed by second consecutive trip to AFC Championship in 2022 ... Currently is the NFL's all-time leader in completion percentage at 67.97 (minimum 1500 passing attempts) ... Was at full health in Weeks 5-10 of 2023 season, and in that stretch he led the NFL in completion percentage (74.1), ranked second in completions (146), second in passer rating (107.0), third in TD passes (12) and fourth in passing yards (1480) ... Suffered season-ending injury in Week 11 of 2023 and missed final seven games ... Signed five-year contract extension prior to 2023 opener that made him the highest-paid player in NFL history, based on average annual value (contract runs through 2029 season) ... Earned first career Pro Bowl selection in 2022 and was voted the FedEx Air Player of the Year ... Tied for second fastest player in NFL history to reach 1000 career completions (41 games), is the fifth fastest to 13,000 passing yards (48), and tied for sixth fastest to 90 TD passes (49) ... Named 2021 NFL Comeback Player of the Year, when he led league in completion percentage (70.4) and yards per attempt (8.87) after recovering from season-ending left knee injury in '20 ... In 2019 at Louisiana State, put together arguably the most successful single season ever by a college QB, when he won the Heisman Trophy by the largest margin in history, set numerous NCAA FBS and SEC records, and led the Tigers to a perfect 15-0 record and National Championship ... Native of Athens, Ohio, in southeast part of the state (roughly 2.5 hours from Cincinnati).

Career transactions: Selected by Cincinnati in first round of 2020 NFL Draft (first overall) ... Signed with Bengals on 7-31-20 ... Signed contract extension with Bengals on 9-9-23.

Pro career: 2020—No. 1 overall draft pick was elected team captain and started Cincinnati's first 10 games as a rookie, before suffering a season-ending left knee injury in Game 10, Nov. 22 at Washington ... Completed 264 of 404 passes (65.3 percent) for 2688 yards, 13 TDs and five INTs (89.9 rating) ... Also rushed 37 times for 142 yards and three TDs ... Topped 300 passing yards in five starts, and at the time of his injury was just 97 yards shy of tying then-NFL rookie record of six 300-yard games in a season ... Made NFL debut on Sept. 13 vs. the L.A. Chargers, and completed 23 of 36 passes for 193 yards and an INT; scored first career TD on a 23-yard rush in the first quarter ... Became first rookie in NFL history to pass for 300 yards in three consecutive games, when he hit the mark in Games 2-4 ... Had 61 passing attempts (second most in team history) on Sept. 13 at Cleveland, and finished with 316 yards and three TDs, including first career TD pass on a 23-yarder to TE C.J. Uzomah ... Notched season highs in passing yards (406) and passer rating (112.5) on Oct. 25 vs. Cleveland, while accounting for four total TDs (three passing, one rushing); it was just the sixth 400-yard passing game by a rookie in NFL history, and made him the first player in league history (of any experience) to record 400 passing yards, three passing TDs and one rushing TD in a game ... Had surgery on left knee on Dec. 2.

2021—Started 16 regular-season games and all four postseason games for Cincinnati, helping lead Bengals to AFC title and a berth in Super Bowl LVI ... Rested for regular-season finale at Cleveland ... Named the NFL Comeback Player of the Year, becoming second player in team history to receive the award (QB Jon Kitna, 2003) ... Set Bengals single-season records for passing yardage (4611), passing TDs (34, since broken by Burrow), passer rating (108.3) and 300-yard passing games (six); passing yardage ranked sixth in the NFL, TD passes were eighth, passer rating was second ... Led the NFL in both completion percentage (70.4) and yards per attempt (8.87) ... Fifteen of his TD passes were from 30 yards or longer, good for the most in Bengals history and most in the NFL in '21 ... Started season opener on Sept. 12 vs. Minnesota and posted then-career highs in passer rating (128.8), completion percentage (74.1) and yards per attempt (9.67) while leading Cincinnati to OT win ... His 525 passing yards on Dec. 26 vs. Baltimore were a Bengals record and the fourth-highest single-game total in NFL history ... Also vs. Baltimore, became first Bengals QB ever to

complete 80 percent of passes (80.4) on at least 40 attempts (46) ... On Jan. 2 vs. Kansas City, he passed for 446 yards and four TDs (career-high 148.0 rating) to help Cincinnati clinch the AFC North Division ... Completed 70 percent of his passes and tossed two TDs and no INTs (110.4 rating) in Wild Card Playoff win over Las Vegas, giving Cincinnati its first postseason win in 31 years ... Completed Bengals postseason-record 75.7 percent of his passes for 348 yards in Divisional Playoff win at Tennessee ... Passed for 250 yards and two TDs in AFC Championship win at Kansas City, and led 42-yard drive in OT to set up game-winning FG ... Passed for 263 yards and a TD (100.9 rating) in Super Bowl LVI at L.A. Rams, and his 75-yard TD pass to WR Tee Higgins on first play of the second half was the longest play from scrimmage in Bengals postseason history.

2022—Started all 16 regular-season games and three postseason contests ... Named one of five finalists for NFL MVP ... Set team single-season records for passing attempts (606), completions (414), and passing TDs (35, tied for second in NFL) ... Passed for 4475 yards (fifth in NFL), and posted a passer rating of 100.8 (sixth) ... Also had career highs in rushing attempts (75), yards (257) and TDs (five) ... Missed three weeks of training camp after undergoing surgery to remove his appendix, but returned to start regular-season opener ... Earned three AFC Offensive Player of the Week honors (Weeks 7, 13 and 16), and was named FedEx Air Player of the Year ... In season opener on Sept. 11 vs. Pittsburgh, completed 33 of 53 passes (third-most completions in a season opener in team history) for 338 yards and two TDs, while rushing six times for a career-high 47 yards ... Completed 34 of 42 passes for 481 yards and three TDs, while rushing three times for 20 yards and a TD, in Oct. 23 win over Atlanta; his 481 passing yards were the most by any QB in a game during 2022 season ... Completed 80.6 percent of his passes (25 of 31) for 286 yards and two TDs in win over Kansas City on Dec. 4; went nine-for-11 for 80 yards and a TD in fourth quarter to engineer comeback win ... Passed for 200 yards and four TDs (each in second half) on Dec. 18 at Tampa Bay, and eclipsed two career milestones in what was his 40th game; became fifth-fastest QB in NFL history to reach 75 passing TDs, and tied for fourth-fastest to reach 11,000 passing yards ... Completed career-high 40 passes on 52 attempts for 375 yards and three TDs on Dec. 24 at New England; recorded 1000th career completion in win over Patriots, tying as the second-fastest QB in NFL history to reach that mark ... Completed 72 of 109 passes for 721 yards, four TDs and two INTs for a passer rating of 89.3 in the postseason ... Threw a TD pass on first two Bengals drives and finished 23 of 36 for 242 yards and a 101.9 passer rating in Divisional Playoff at Buffalo.

2023—Started first 10 games, before suffering season-ending right wrist injury in Game 10 at Baltimore ... Completed 244 of 365 passes (66.8 percent) for 2309 yards and 15 TDs with six INTs ... Rushed for 88 yards on 31 attempts ... Went 27 of 41 for 222 yards and two TDs on Sept. 17 vs. Baltimore, with 188 passing yards and both TD passes coming in second half ... Completed 26 of 49 passes (fourth most attempts in career) for 259 yards on Sept. 25 vs. L.A. Rams, completing passes to nine different receivers ... Completed 78.3 percent of his passes (36 of 46) for 317 yards and three TDs on Oct. 8 at Arizona ... Threw 63-yard TD to WR Ja'Marr Chase vs. the Cardinals, which traveled the most air yards (58.1) of any TD pass in his career ... Earned AFC Offensive Player of the Week honors for performance on Oct. 29 at San Francisco, when he completed 28 of 32 passes (87.5 percent) for three TDs with no INTs ... His 87.5 completion percentage was a career high and the second highest in a game in Bengals history (QB Ken Anderson, 90.9 on Nov. 10, 1974) ... Had career-high 19 consecutive completions during first half vs. 49ers ... Completed 31 of 44 passes (70.5 percent) for 348 yards and two TDs in 50th career regular-season game on Nov. 5 vs. Buffalo ... During Bills game, he surpassed QB Jeff Blake to move into fifth place in team history in career completions (1250) and TD passes (94) ... Went 27 of 40 for 347 yards and two TDs on Nov. 12 vs. Houston, with a pair of 64-yard completions in the second half to Chase (TD) and WR Tyler Boyd ... Prior to wrist injury on Nov. 16 at Baltimore, led 12-play scoring drive that ended with TD pass to HB Joe Mixon to put Bengals ahead in second quarter ... Placed on Reserve/Injured list on Nov. 25.

Pro Bowl participation: Selected to AFC roster for 2022 game, but did not play.

College: Spent final two seasons (2018-19) at Louisiana State, after beginning career at Ohio State ('15-'17; redshirt season in '15) ... As a senior at LSU in 2019, he re-wrote LSU/SEC/NCAA record books, won the Heisman Trophy by the largest margin in the award's 85-year history, and led team to 15-0 record and National Championship ... Set single-season school records for passing attempts (527), completions (402), completion percentage (76.3; second in NCAA FBS history), passing yards (5671; SEC record), TD passes (60; NCAA FBS record), consecutive passes without an INT (187), 300-yard passing games (13) and 400-yard passing games (four) ... Team captain both seasons at LSU ... LSU career totals were 621 completions, 906 attempts (68.5 percent), 8565 passing yards, 76 TDs and 11 INTs ... Ohio State career totals were 10 games played (all as a reserve), 29 completions, 39 attempts, 287 passing yards and two TDs ... Graduated from OSU in spring of 2018, then transferred to LSU and was eligible to play immediately.

High school/personal: Hometown is Athens, Ohio ... Attended Athens High school, where he passed for 11,400 yards and 157 TDs in high school career ... Named Mr. Ohio Football as a senior in 2014, after passing for nearly 4500 yards, with 63 TDs and only two INTs while leading team to state runner-up finish ... Led Athens to three straight playoff appearances (2012-14) and seven playoff wins, which were the first playoff wins in the school's history ... Also earned first-team all-state honors in basketball as a senior ... Graduated from Ohio State in three years (Spring '18) with a bachelor's degree in consumer and family financial services ... Earned master's degree in liberal arts from LSU in December 2019 ... Father, Jimmy, and two older brothers, Jamie and Dan, all played college football at Nebraska ... Jimmy Burrow was a college football assistant coach for Iowa State, Nebraska, North Dakota State and most recently Ohio University (defensive coordinator, 2005-18) ... Alongside his parents, Robin and Jimmy, he launched the Joe Burrow Foundation in 2022, with the goal of providing resources for families who are working to overcome food insecurity and childhood mental health issues.

JOE BURROW'S STATISTICS

YEAR	TEAM	G-S	PASSING											
			ATT	CMP	CMP%	YDS	YDS/ATT	TD	TD%	INT	INT%	LG	SKD-YDS	RAT
2020	Cincinnati	10-10	404	264	65.3	2688	6.65	13	3.2	5	1.2	67	32-231	89.8
2021	Cincinnati	16-16	520	366	70.4	4611	8.87	34	6.5	14	2.7	82t	51-370	108.3
2022	Cincinnati	16-16	606	414	68.3	4475	7.38	35	5.8	12	2.0	60t	41-259	100.8
2023	Cincinnati	10-10	365	244	66.8	2309	6.33	15	4.1	6	1.6	64t	24-180	91.0
CAREER		52-52	1895	1288	68.0	14,083	7.43	97	5.1	37	2.0	82t	148-1040	98.6

YEAR	TEAM	RUSHING					RECEIVING					SCORING					
		ATT	YDS	AVG	LG	TD	NO	YDS	AVG	LG	TD	TD	TD-R	TD-P	TD-Rt	2-Ptc	PTS
2020	Cincinnati	37	142	3.8	23t	3	—	—	—	—	—	3	3	0	0	0	18
2021	Cincinnati	40	118	3.0	12	2	—	—	—	—	—	2	2	0	0	0	12
2022	Cincinnati	75	257	3.4	23	5	—	—	—	—	—	5	5	0	0	0	30
2023	Cincinnati	31	88	2.8	20	0	—	—	—	—	—	0	0	0	0	0	0
CAREER		183	605	3.3	23t	10	—	—	—	—	—	10	10	0	0	0	60

ADDITIONAL STATISTICS: Burrow passed for one two-point conversion in three attempts in 2021, and three two-point conversions in five attempts in '22.

PASSING SINGLE-GAME HIGHS: ATTEMPTS—61 (9-17-20 at Cleveland). COMPLETIONS—40 (12-24-22 at New England). YARDS—525 (12-26-21 vs. Baltimore). TOUCHDOWNS—4 (four times; most recently on 12-18-22 at Tampa Bay). INTERCEPTIONS—4 (9-11-22 vs. Pittsburgh). LONG—82t (10-24-21 at Baltimore). RATING (minimum 14 attempts)—148.0 (1-2-22 vs. Kansas City).

RUSHING SINGLE-GAME HIGHS: ATTEMPTS—11 (12-4-22 vs. Kansas City). YARDS—47 (9-11-22 vs. Pittsburgh). LONG—23t (9-13-20 vs. L.A. Chargers; also had a long of 23 on 9-11-22 vs. Pittsburgh [not a TD]). TOUCHDOWNS—1 (10 times; most recently on 12-4-22 vs. Kansas City).

POSTSEASON

YEAR	TEAM	G-S	PASSING											
			ATT	CMP	CMP%	YDS	YDS/ATT	TD	TD%	INT	INT%	LG	SKD-YDS	RAT
2021	Cincinnati	4-4	142	97	68.3	1105	7.78	5	3.5	2	1.4	75t	19-137	97.3
2022	Cincinnati	3-3	109	72	66.1	721	6.61	4	3.7	2	1.8	35	10-60	89.3
CAREER		7-7	251	169	67.3	1826	7.27	9	3.6	4	1.6	75t	29-197	93.8

YEAR	TEAM	RUSHING					RECEIVING					SCORING					
		ATT	YDS	AVG	LG	TD	NO	YDS	AVG	LG	TD	TD	TD-R	TD-P	TD-Rt	2-Ptc	PTS
2021	Cincinnati	11	31	2.8	11	0	—	—	—	—	—	0	0	0	0	0	0
2022	Cincinnati	15	70	4.7	21	1	—	—	—	—	—	1	1	0	0	0	6
CAREER		26	101	3.9	21	1	—	—	—	—	—	1	1	0	0	0	6

CAREER GAME-BY-GAME

DATE	OPPONENT	PASSING								RUSHING					
		ATT	CMP	YDS	SKD-YDS	TD	LG	INT	RAT	ATT	YDS	AVG	LG	TD	
2020 / CINCINNATI															
9-13	L.A. CHARGERS	36	23	193	3-20	0	19	1	66.1	8	46	5.8	23t	1	
9-17	at Cleveland	61	37	316	3-31	3	23t	0	96.6	7	19	2.7	7	0	
9-27	at Philadelphia	44	31	312	8-56	2	42	0	105.5	1	-1	-1.0	-1	0	
10-4	JACKSONVILLE	36	25	300	1-0	1	30	1	92.4	4	11	2.8	11	0	
10-11	at Baltimore	30	19	183	7-48	0	26	1	66.4	3	10	3.3	6	0	
10-18	at Indianapolis	39	25	313	2-13	0	67	1	78.3	3	2	0.7	2t	1	
10-25	CLEVELAND	47	35	406	4-35	3	29	1	112.5	6	34	5.7	12	1	
11-1	TENNESSEE	37	26	249	0-0	2	24	0	106.7	3	9	3.0	7	0	
11-8	— BYE —														
11-15	at Pittsburgh	40	21	213	4-28	1	54	0	76.4	0	0	—	—	0	
11-22	at Washington	34	22	203	0-0	1	25	0	90.7	2	12	6.0	10	0	
11-29	N.Y. GIANTS				RESERVE / INJURED										
12-6	at Miami				RESERVE / INJURED										
12-13	DALLAS				RESERVE / INJURED										
12-21	PITTSBURGH				RESERVE / INJURED										
12-27	at Houston				RESERVE / INJURED										
1-3	BALTIMORE				RESERVE / INJURED										

DATE	OPPONENT	PASSING								RUSHING				
		ATT	CMP	YDS	SKD-YDS	TD	LG	INT	RAT	ATT	YDS	AVG	LG	TD
2021 / CINCINNATI														
9-12	MINNESOTA	27	20	261	5-44	2	50t	0	128.8	1	2	2.0	2	0
9-19	at Chicago	30	19	207	5-28	2	42t	3	66.2	0	0	—	—	0
9-26	at Pittsburgh	18	14	172	0-0	3	34t	1	122.9	5	7	1.4	8	0
9-30	JACKSONVILLE	32	25	348	1-6	2	44	0	132.8	3	4	1.3	4	0
10-10	GREEN BAY	38	26	281	3-17	2	70t	2	85.5	3	11	3.7	9	0
10-17	at Detroit	29	19	271	2-22	3	53	1	115.7	5	20	4.0	6	0
10-24	at Baltimore	38	23	416	1-7	3	82t	1	113.5	1	0	0.0	0	0
10-31	at N.Y. Jets	34	21	259	3-28	3	54	1	102.5	1	-1	-1.0	-1	0
11-7	CLEVELAND	40	28	282	5-25	0	20	2	69.0	2	1	0.5	1	0
11-14	— BYE —													
11-21	at Las Vegas	29	20	148	3-19	1	17	0	92.3	3	11	3.7	6	0
11-28	PITTSBURGH	24	20	190	2-18	1	32t	1	96.2	1	8	8.0	8t	1
12-5	L.A. CHARGERS	40	24	300	6-40	1	32	2	70.8	1	6	6.0	6t	1
12-12	SAN FRANCISCO	34	25	348	5-37	2	32t	0	125.6	2	3	1.5	4	0
12-19	at Denver	22	15	157	3-21	1	56t	0	103.8	5	25	5.0	8	0
12-26	BALTIMORE	46	37	525	3-27	4	68t	0	143.2	2	11	5.5	12	0
1-2	KANSAS CITY	39	30	446	4-31	4	72t	0	148.0	5	10	2.0	4	0
1-9	at Cleveland				INACTIVE							INACTIVE		
Postseason														
1-15	LAS VEGAS	34	24	244	2-19	2	29	0	110.4	2	-2	-1.0	-1	0
1-22	at Tennessee	37	28	348	9-68	0	57	1	93.1	2	5	2.5	7	0
1-30	at Kansas City	38	23	250	1-7	2	44	1	86.5	5	25	5.0	11	0
2-13	L.A. RAMS	33	22	263	7-43	2	75t	0	100.9	2	3	1.5	4	0
2022 / CINCINNATI														
9-11	PITTSBURGH	53	33	338	7-39	2	24	4	61.7	6	47	7.8	23	0
9-18	at Dallas	36	24	199	6-34	1	19	0	89.9	4	26	6.5	12	0
9-25	at N.Y. Jets	36	23	275	2-14	3	56t	0	114.9	5	0	0.0	5	0
9-29	MIAMI	31	20	287	1-6	2	59t	0	115.9	5	6	1.2	5	0
10-9	at Baltimore	35	24	217	2-15	1	33	1	82.7	3	6	2.0	3	1
10-16	at New Orleans	37	28	300	3-27	3	60t	0	126.0	4	25	6.3	19t	1
10-23	ATLANTA	42	34	481	3-22	3	60t	0	138.2	3	20	6.7	20	1
10-31	at Cleveland	35	25	232	5-39	2	41t	1	96.4	1	2	2.0	2	0
11-6	CAROLINA	28	22	206	1-5	1	35	0	109.2	4	9	2.3	4	1
11-13	— BYE —													
11-20	at Pittsburgh	39	24	355	2-9	4	33	2	104.1	4	5	1.3	5	0
11-27	at Tennessee	37	22	270	1-4	1	32	0	91.0	9	32	3.6	13	0
12-4	KANSAS CITY	31	25	286	1-7	2	40	0	126.6	11	46	4.2	16	1
12-11	CLEVELAND	33	18	239	1-3	2	45t	1	85.3	6	10	1.7	8	0
12-18	at Tampa Bay	39	27	200	2-16	4	19	1	104.6	3	8	2.7	10	0
12-24	at New England	52	40	375	2-6	3	39	2	99.4	4	5	1.3	5	0
1-2	BUFFALO				(GAME CANCELED)							(GAME CANCELED)		
1-8	BALTIMORE	42	25	215	2-13	1	33	0	81.0	3	10	3.3	6	0
Postseason														
1-15	BALTIMORE	32	23	209	4-26	1	19	0	99.6	5	9	1.8	4	1
1-22	at Buffalo	36	23	242	1-2	2	28t	0	101.9	6	31	5.2	21	0
1-29	at Kansas City	41	26	270	5-32	1	35	2	70.2	4	30	7.5	14	0
2023 / CINCINNATI														
9-10	at Cleveland	31	14	82	2-15	0	12	0	52.2	1	-1	-1.0	-1	0
9-17	BALTIMORE	41	27	222	1-6	2	32	1	85.6	1	5	5.0	5	0
9-25	L.A. RAMS	49	26	259	2-17	0	43	1	59.8	3	-2	-0.7	0	0
10-1	at Tennessee	30	20	165	3-26	0	17	0	80.6	3	1	0.3	1	0
10-8	at Arizona	46	36	317	3-30	3	63t	1	108.1	4	7	1.8	10	0
10-15	SEATTLE	35	24	185	3-17	2	31	1	88.4	2	4	2.0	5	0
10-22	— BYE —													
10-29	at San Francisco	32	28	283	3-17	3	33	0	134.8	6	43	7.2	20	0
11-5	BUFFALO	44	31	348	1-5	2	32	0	108.9	5	4	0.8	7	0
11-12	HOUSTON	40	27	347	4-33	2	64t	2	90.3	5	20	4.0	17	0
11-16	at Baltimore	17	11	101	2-14	1	21	0	100.4	1	7	7.0	7	0
11-26	PITTSBURGH				RESERVE / INJURED							RESERVE / INJURED		
12-4	at Jacksonville				RESERVE / INJURED							RESERVE / INJURED		
12-10	INDIANAPOLIS				RESERVE / INJURED							RESERVE / INJURED		
12-16	MINNESOTA				RESERVE / INJURED							RESERVE / INJURED		
12-23	at Pittsburgh				RESERVE / INJURED							RESERVE / INJURED		
12-31	at Kansas City				RESERVE / INJURED							RESERVE / INJURED		
1-7	CLEVELAND				RESERVE / INJURED							RESERVE / INJURED		



BURTON, JERMAINE

WR #81

Height: 6-0
Weight: 200
College: Alabama
Experience: Rookie in 2024

2023 games-starts: 0-0
Career games-starts: 0-0
Born: 6-28-01
Hometown: Atlanta, Ga.
Acquired: D3a'24

A 2024 third-round pick out of the University of Alabama, Burton provides another downfield threat for the Bengals' talented passing attack ... He led the Southeastern Conference and ranked sixth nationally with 20.5 yards per reception in 2023 ... In 26 games played over two seasons (2022-23) with the Crimson Tide, he caught 79 passes for 1475 yards (18.7 average) and 15 TDs, with four 100-yard receiving games ... Began his college career at the University of Georgia, where he played in 24 games from 2020-21 before transferring to Alabama ... Has spent each offseason since 2020 being trained by former Bengals WR T.J. Houshmandzadeh in Southern California.

Career transactions: Selected by Cincinnati in third round of NFL Draft (80th overall) on 4-26-24 ... Signed with Bengals on 5-14-24.

Head coach Zac Taylor says: "Well-rounded tape, super competitive, plays with a lot of energy. I didn't have any drops on his tape this year. He goes and fights for the ball, shows a lot of different things that he can do outside and inside, finishes plays in the end zone. I really like his competitiveness and his energy, and I'm excited to get him in that receiver room with us."

College highlights: Played in 26 games with 24 starts over two seasons (2022-23) at Alabama ... Transferred to Alabama from Georgia, where he saw action in 24 games with 15 starts over two seasons (2020-21). **2023—** Played in 13 games (12 starts) for the Crimson Tide ... Led team in receiving yards (798) and receiving TDs (eight), while ranking second in receptions (39) ... Led SEC and ranked sixth nationally in yards per reception (20.5) ... Posted season highs in catches (nine), receiving yards (197) and receiving TDs (two) to lead Alabama to win at Texas A&M on Oct. 7 ... Had receptions of 45 and 46 yards against the Aggies ... Caught four passes for 107 yards, including season-long 68-yard TD, in Iron Bowl win at Auburn on Nov. 25 ... In SEC Championship game on Dec. 2 vs. No. 1-ranked Georgia, caught a 15-yard

TD pass to give Alabama 10-point lead in final minute of first half. **2022—** Played in all 13 games with 12 starts for Alabama ... Caught 40 passes for team-high 677 yards and seven TDs ... His seven TD catches tied for sixth in the SEC ... Had two TD grabs in Crimson Tide debut on Sept. 3 vs. Utah State ... Hauled in seven catches for 128 yards and two TDs on Nov. 19 vs. Austin Peay ... Caught three passes for 87 yards, with a 12-yard TD, in Allstate Sugar Bowl win over Kansas State on Dec. 31. **2021—** Played in 14 games for Georgia, making eight starts ... Caught 26 passes for 497 yards and five TDs ... Led team with 19.1 yards per reception ... Posted three catches for 92 yards on Sept. 11 vs. Alabama-Birmingham, including career-long 73-yard TD ... Had 57-yard TD in College Football Playoff Semifinal against Michigan on Dec. 31 ... Totaled two catches for 28 yards in CFP Championship Game vs. Alabama on Jan. 10 vs. Alabama, including 18-yarder on fourth-quarter TD drive to help Bulldogs win national title. **2020—** Saw action in all 10 games during season that was limited due to COVID-19 pandemic ... Started eight contests ... Caught 27 passes for 404 yards and three TDs ... Posted season highs in catches (eight), receiving yards (197) and receiving TDs (two) on Nov. 21 vs. Mississippi State; his 197 receiving yards marked the fourth-most in a single game in Georgia program history.

High school: Attended Calabasas High School in Calabasas, Calif. ... Participated in 2020 Under Armour All-America Game ... Spent first two years of high school at IMG Academy in Bradenton, Fla. ... As a junior in 2018, he caught 40 passes for 863 yards and 14 TDs, averaging 71.9 yards per game and team-high 21.6 yards per reception ... Averaged 23.7 yards per catch for IMG as a sophomore in 2017.

Personal: Hometown is Atlanta, Ga. ... Moved to Calabasas, Calif., for final two years of high school ... Communications major at Alabama ... In 2020, he developed a relationship with former Bengals WR T.J. Houshmandzadeh, who has since served as a trainer and mentor.



CAIN, NOAH

HB #36

Height: 5-10
Weight: 222
College: Louisiana State
Experience: Rookie in 2024

2023 games-starts: 0-0
Career games-starts: 0-0
Born: 12-17-00
Hometown: Baton Rouge, La.
Acquired: CFA'24

A college free agent signee of the Bengals in May, Cain spent two seasons (2022-23) at Louisiana State following three years (2019-21) at Penn State ... He played in 51 total college games (24 at Penn State, 27 at LSU), and rushed for 1396 yards on 306 attempts with 25 TDs ... Listed at 5-10, 222 pounds, he established himself as a powerful short-yardage back who also contributed in pass protection ... In his first season in Baton Rouge in 2022, his 10 rushing TDs led all LSU running backs and tied for fourth in the Southeastern Conference ... Suffered a season-ending injury in first game of sophomore campaign at Penn State in 2020, but returned in '21 and saw action in all 13 contests for the Nittany Lions.


Career transactions: Signed with Cincinnati as college free agent on 5-10-24.

College highlights: Played in 27 games with three starts over two seasons (2022-23) at Louisiana State ... Transferred to LSU from Penn State, where he saw action in 24 games with 8 starts over three seasons (2019-21). **2023**—Played in all 13 games for LSU as a rotational RB ... Totaled 37 carries for 181 yards and three TDs ... Caught one pass for a six-yard TD ... Opened season with rushing TDs in first two games ... Posted season highs in rushing attempts (seven) and yards (40) with a TD on Oct. 21 vs. Army. **2022**—Played in 14 games with three starts in first season at LSU ... Rushed for 409 yards on 76 attempts (5.4 average) with 10 TDs ... His 10 TDs led LSU's RBs and tied for fourth in the SEC ... Also caught nine passes for 76 yards ... Scored LSU's first TD of season on one-yarder in third quarter of season opener vs. Florida State on Sept. 4 ... On Sept. 24 vs. New Mexico, rushed for season-high 94 yards on 11 carries with two TDs, including 49-yarder in third quarter ... Had career-high three TDs on Nov. 19 vs. Alabama-Birmingham, and finished with 13 carries for 76 yards ... Rushed for 58 yards and two TDs on eight attempts in Cheez-It Citrus Bowl win over Purdue on Jan. 2. **2021**—Played in 13 games with six

starts for Penn State, after returning from injury that caused him to miss majority of '20 campaign ... Rushed for 334 yards on 105 carries, with four TDs ... Caught 17 passes for 102 yards ... Scored rushing TD in each of team's first three games ... Rushed for 48 yards on eight carries, including two-yard TD, and had five grabs for 27 yards in season opener at Wisconsin on Sept. 4 ... Totaled 99 yards from scrimmage (69 rushing, 30 receiving) and scored five-yard rushing TD on Sept. 11 vs. Ball State ... Earned Academic All-Big Ten honors. **2020**—Played in one game for Penn State ... Suffered season-ending injury in opener at Indiana on Oct. 24 ... Rushed for 13 yards on three attempts prior to injury. **2019**—Played in 10 games as a true freshman for Penn State ... Totaled 84 rushing attempts for 443 yards (5.3) and eight TDs ... His eight rushing TDs set a Penn State freshman record, ranked second in the Big Ten among true freshmen and fourth nationally among true freshmen ... Rushing TD total also tied for eighth-most among all Big Ten players ... Found end zone twice in college debut on Aug. 31 vs. Idaho ... Had first career 100-yard rushing game on Oct. 5 vs. Purdue, finishing with 105 and a TD on 12 carries ... Rushed for 102 yards on career-high 22 carries on Oct. 12 at Iowa ... In Goodyear Cotton Bowl on Dec. 28 vs. Memphis, scored two rushing TDs and finished with 92 yards on 15 carries.

High school: Attended IMG Academy in Bradenton, Fla. ... Selected to Under Armour All-America Game as a senior in 2018, when he rushed for 461 yards and seven TDs while totaling 230 receiving yards ... Spent first two high school seasons at Guyer High School in Denton, Texas ... Had 1638 rushing yards with 22 TDs as a sophomore at Guyer.

Personal: Hometown is Baton Rouge, La. ... Family relocated to Denton, Texas from New Orleans, La., due to Hurricane Katrina in 2005 ... Earned bachelor's degree in communications from Penn State in 2022 ... Cousin, Michael Clayton, also played at LSU and spent eight seasons (2004-11) in the NFL with the Tampa Bay Buccaneers and N.Y. Giants.



CAPPA, ALEX

G #65

Height: 6-6
Weight: 310
College: Humboldt State
Experience: 7th-year player in 2024

2023 games-starts: 17-17
Career games-starts: 85-79
Born: 1-27-95
Hometown: Dublin, Calif.
Acquired: UFA(T.B.)'22

A 2022 unrestricted free agent acquisition who has started each Bengals game he has played in at RG over the past two seasons ... Played 1067 of 1088 offensive snaps (98.1 percent) in 2023 ... In 2022, lined up for 1085 offensive snaps before suffering a left ankle injury in the regular-season finale that kept him out of all three postseason games ... Originally a 2018 third-round pick of Tampa Bay who spent his first four pro seasons with the Buccaneers ... Served as the Bucs' starting RG from 2019-21 ... Part of Bucs team that won Super Bowl LV in 2020, but did not play in Super Bowl due to an ankle injury suffered in the Wild Card Playoff ... First player in Bengals history to come out of Humboldt State University (now known as Cal Poly Humboldt).

Career transactions: Selected by Tampa Bay in third round of 2018 NFL Draft (94th overall) ... Signed with Buccaneers on 5-14-18 ... Buccaneers contract expired on 3-16-22; became unrestricted free agent ... Signed with Cincinnati as unrestricted free agent on 3-18-22.

Pro career: 2018—Played in six games as a rookie for Tampa Bay ... Inactive for first 10 games, then made NFL debut on Nov. 25 vs San Francisco ... Played in final six games as a reserve. **2019**—Played and started 13 games at RG for Tampa Bay in first season as a full-time starter ... Made first career start in season opener vs San Francisco ... Helped Buccaneers offense rank third in NFL in scoring (28.6 points) and yards per game (397.9), and first in passing yards per game (302.8). **2020**—Played and started (RG) all 16 regular-season games and one postseason game for Tampa Bay, as Buccaneers won Super Bowl LV ... Helped Bucs' offensive line allow a sack on just 3.51 percent of pass attempts, the second lowest mark in the NFL ... Helped Bucs' offense rank second in passing yards per game (289.1), third in points per game (30.8), and seventh in yards per game (384.1) ... Started Wild Card Playoff at Washington, but left the game with a left ankle injury and missed remainder of the postseason. **2021**—Played and started all 17 regular-season games and both postseason games for Tampa Bay ... Helped Bucs allow league-low 23 sacks, while leading the league in passing yards per game (307.6) and ranking second in total yards per game (405.9). **2022**—Started all 16 regular-season games at RG in first season with the Bengals ... Played 98.1 percent (1085 of 1106) of offensive snaps during regular season ... Suffered a left ankle injury in the regular-season finale vs. Baltimore and missed all three postseason games ... Blocked for QB Joe Burrow, who set single-season team records for completions (414) and passing TDs (35) ... Helped open holes for HB Joe Mixon's 153 rushing yards and four rushing TDs on Nov. 6 vs. Carolina, before being rested in the fourth quarter of 21-point win ... Played every snap on Dec. 4 against Kansas City, paving the way for HB Samaje Perine's 106 rushing yards on 21 attempts (5.0 average), while protecting Burrow as he completed 80.6 percent of his passes (25 of 31) ... Helped new-look offensive line allow 14 sacks

over final eight games of the regular season, after giving up 30 in the first eight. **2023**—Started all 17 games at RG ... Played 1067 of a possible 1088 offensive snaps (98.1 percent) ... Played in first game since 2022 season-ending injury on Sept. 10 at Cleveland, lining up for all 56 offensive snaps ... Blocked for offensive effort that totaled 380 yards on Oct. 8 at Arizona (287 passing, 93 rushing) ... Opened holes for run game that totaled 134 yards on the ground in Oct. 29 win at San Francisco ... On Nov. 5 vs. Buffalo, helped limit Bills to one sack while pass protecting for QB Joe Burrow, who passed for season-high 348 yards on 44 attempts ... Played all 73 offensive snaps on Dec. 4 at Jacksonville, contributing to pass protection that allowed for QB Jake Browning's 354 yards on 37 attempts and blocking for 156 rushing yards ... On Dec. 10 vs. Indianapolis, helped O-line allow zero sacks while run blocking for 111 team rushing yards ... Exited Dec. 31 game at Kansas City late in fourth quarter, but returned the following week against Cleveland ... Helped offense log season-high 183 rushing yards on Jan. 7 vs. Cleveland.

College: Spent five years (2013-17) at Humboldt State University (now known as Cal Poly Humboldt), with a redshirt season in '13, and played in 43 career games ... Named Great Northwest Athletic Conference's Offensive Lineman of the Year in all four seasons at Humboldt.

High school/personal: Hometown is Dublin, Calif. (Bay Area) ... Attended Dublin High School, where he played on the defensive line in 2011 before moving to offensive line in '12.

ALEX CAPPA'S STATISTICS

GAMES-STARTS			
YEAR	TEAM	GAMES	STARTS
2018	Tampa Bay	6	0
2019	Tampa Bay	13	13
2020	Tampa Bay	16	16
2021	Tampa Bay	17	17
2022	Cincinnati	16	16
2023	Cincinnati	17	17
CAREER		85	79

POSTSEASON

GAMES-STARTS			
YEAR	TEAM	GAMES	STARTS
2020	Tampa Bay	1	1
2021	Tampa Bay	2	2
2022	Cincinnati	*DID NOT PLAY	
CAREER		3	3

* NOTE: Cappa was inactive for three postseason games with Cincinnati in 2022.



CARMAN, JACKSON

OT #79

Height: 6-5
Weight: 322
College: Clemson
Experience: 4th-year player in 2024

2023 games-starts: 2-0
Career games-starts: 22-6
Born: 1-22-00
Hometown: Fairfield, Ohio
Acquired: D2'21

A greater Cincinnati native (Fairfield, Ohio), Carman has played in 29 career games (regular and postseason) for the Bengals at guard and tackle ... Appeared in two games in 2023 on special teams and as a reserve tackle, while being inactive for eight and active/DNP for seven contests ... Spent most of 2022 season as a game day inactive, but played in Wild Card Playoff and started at LOT in place of injured starter Jonah Williams for Divisional round and AFC Championship ... 2022 postseason marked his first pro snaps at tackle, a position he played primarily during college career at Clemson University ... A 2021 second-round pick of the Bengals, he started six games (five at RG, one at LG) in rookie season ... Played three seasons (2018-20) at Clemson, and was the Tigers' starting LOT his final two years ... Helped Clemson to ACC titles and berths in the College Football Playoff in each of his three seasons ... Considers former Bengals OT Willie Anderson a mentor, and worked out with both Anderson and former Bengals offensive line coach Paul Alexander prior to his draft.

Career transactions: Selected by Cincinnati in second round of 2021 NFL Draft (46th overall) ... Signed with Bengals on 5-18-21.

Pro career: 2021—Played in all 17 regular-season games (six starts) and four postseason games as a rookie ... Five starts at RG (Games 3-5 and 7-8), and one start at LG (Game 17) ... Began season as a reserve, then held starting RG role for five games in six-game span ... Moved back to reserve role for remainder of regular season and postseason, but saw spot duty ... Lone start at LG came in regular-season finale as Bengals rested their starters with playoff spot clinched ... Played 462 offensive snaps in regular season (42.1 percent of team's snaps), and 41 in postseason (15.7 percent) ... Made NFL debut on Sept. 12 vs. Minnesota ... Made first career start (RG) and played every offensive snap on Sept. 26 at Pittsburgh ... Rotated at RG in AFC Championship at Kansas City, playing 35 of 69 offensive snaps ... Battled back injury leading up to Super Bowl LVI against the L.A. Rams, and played four snaps on special teams. **2022**—Played in three regular-season games and all three postseason contests (two starts at LOT) to help Cincinnati reach second consecutive AFC title game ... Inactive for 10 games ... Used on special teams in first two games of season, and did not play an offensive snap until regular-season finale vs. Baltimore ... Saw action on 84.9 percent (169 of 199) of offensive snaps in the postseason, starting at LOT in place of injured Jonah Williams in Divisional Playoff and AFC Championship ... Played every snap in Divisional Playoff at

Buffalo, helping pave the way for a rushing attack that totaled 172 yards on 34 carries (5.1 average) ... Lined up for every snap at LOT in AFC Championship at Kansas City. **2023**—Played in two games ... Inactive for eight games, and active/DNP for seven contests ... Made season debut on Oct. 15 vs. Seattle, lining up for one special teams snap ... Played 12 offensive snaps at ROT on Jan. 7 vs. Cleveland.

College: Spent three seasons (2018-20) at Clemson ... Played in 40 career games (27 starts) ... Began career as a reserve, before serving as starting LOT for final two seasons ... In three seasons, helped Clemson to three ACC titles and three berths in the College Football Playoff, including national championship in 2018 season ... As starting LOT, he protected QB Trevor Lawrence, who went on to be the No. 1 overall pick in the 2021 NFL Draft ... Opted to forgo his final year of eligibility to enter the 2021 Draft ... Enrolled at Clemson in January 2018.

High school/personal: Hometown is Fairfield, Ohio (30 minutes outside Cincinnati) ... Attended Fairfield High School, and as a senior in 2017 was a finalist for the Anthony Munoz Lineman of the Year award, given annually to the top prep lineman (offensive or defensive) in the country ... Played in 2018 Army All-American Game ... Counts former Bengals OT Willie Anderson as one of his mentors, and worked out with both Anderson and former Bengals offensive line coach Paul Alexander prior to the draft ... Majored in sociology at Clemson.

JACKSON CARMAN'S STATISTICS				
GAMES-STARTS				
YEAR	TEAM	GAMES	STARTS	
2021	Cincinnati.....	17		6
2022	Cincinnati.....	3		0
2023	Cincinnati.....	2		0
CAREER		22		6

POSTSEASON				
GAMES-STARTS				
YEAR	TEAM	GAMES	STARTS	
2021	Cincinnati.....	4		0
2022	Cincinnati.....	3		2
CAREER		7		2



CARTER, ZACH

DT #95

Height: 6-4
Weight: 290
College: Florida
Experience: 3rd-year player in 2024

2023 games-starts: 17-5
Career games-starts: 33-14
Born: 4-7-99
Hometown: Tampa, Fla.
Acquired: D3'22

A 2022 third-round pick of the Bengals, Carter played in 17 games in '23, making five starts as an extra DT and totaling 23 tackles with one FF and one PD ... As a rookie in 2022, he saw action in all 16 regular-season contests (nine starts) and all three postseason games (two starts) ... Only defensive player in Cincinnati's 2022 draft class to appear in every game in '22 ... Spent four seasons at the University of Florida (2018-21), where he totaled 17.5 sacks ... Was teammates with Bengals K Evan McPherson at Florida.

Career transactions: Selected by Cincinnati in third round of 2022 NFL Draft (95th overall) ... Signed with Bengals on 5-23-22.

Pro career: 2022—Played in all 16 regular-season games (nine starts at DT) and three postseason games (two starts at DT) ... Each start was as a second DT ... Recorded 23 tackles (10 solos), a half sack and a PD during the regular season ... Helped Cincinnati defense rank seventh in rushing yards allowed per game (106.6) ... Made NFL debut on Sept. 11 vs. Pittsburgh, playing 11 defensive snaps ... Made first start on Sept. 29 against Miami ... Posted five tackles in back-to-back games (Game 7 vs. Atlanta, Game 8 at Cleveland), with a five-yard TFL on third down against the Browns to force a punt ... On Dec. 24 at New England, teamed up with DE Joseph Ossai for first career half sack, bringing down QB Mac Jones for a one-yard loss in the third quarter ... Started in Wild Card Playoff vs. Baltimore and AFC Championship at Kansas City ... Played

29 defensive snaps in Wild Card Playoff, and posted four tackles (three solos). **2023—**Played in all 17 games with five starts as a second DT ... Totaled 23 tackles (eight solos), one FF and one PD ... Had two tackles with a TFL on Sept. 17 vs. Baltimore ... Made first start of season and registered one tackle on Oct. 29 at San Francisco ... Had first career FF on Nov. 26 vs. Pittsburgh, knocking ball loose in the red zone in first quarter (recovered by CB DJ Turner II) ... Started as a second DT on Dec. 10 vs. Indianapolis and contributed to run defense that allowed season-low 46 rushing yards ... Lined up for 43 defensive snaps on Dec. 16 vs. Minnesota, following DT DJ Reader's knee injury early in game ... Part of interior D-line that stopped Vikings for no gain on third-and-one and fourth-and-inches in overtime.

College highlights: Spent four seasons at Florida (2018-21) ... Played in 46 games, starting 23 of his final 24 contests ... Totaled 107 tackles (39 solos), with 17.5 sacks and 28.5 TFLs, while recording eight PDs, two FFs and one FR ... Ranked ninth in the SEC in sacks (eight) as a senior ... Led team with five sacks his junior season ... Redshirted as a true freshman in 2017.

High school/personal: Hometown is Tampa, Fla. ... Attended Hillsborough High School in Tampa ... Named first-team all-county as a senior ... Totaled 149 tackles and 8.5 sacks over his sophomore and junior seasons ... Also played basketball as a power forward ... Majored in journalism at Florida.

ZACH CARTER'S STATISTICS

YEAR	TEAM	G-S	DEFENSE					INTERCEPTIONS					SCORING						
			ST	AT	TT	SKS-YDS	PD	FF	FR-YDS	NO	YDS	AVG	LG	TD	TD	TD-IntRt	TD-FRRt	S	PTS
2022	Cincinnati	16-9	10	13	23	0.5-0.5	1	0	0-0	—	—	—	—	—	—	—	—	—	—
2023	Cincinnati	17-5	8	15	23	0-0	1	1	0-0	—	—	—	—	—	—	—	—	—	—
CAREER		33-14	18	28	46	0.5-0.5	2	1	0-0	—	—	—	—	—	—	—	—	—	—

POSTSEASON

YEAR	TEAM	G-S	DEFENSE					INTERCEPTIONS					SCORING						
			ST	AT	TT	SKS-YDS	PD	FF	FR-YDS	NO	YDS	AVG	LG	TD	TD	TD-IntRt	TD-FRRt	S	PTS
2022	Cincinnati	3-2	3	5	8	0-0	0	0	0-0	—	—	—	—	—	—	—	—	—	—
CAREER		3-2	3	5	8	0-0	0	0	0-0	—	—	—	—	—	—	—	—	—	—

2023 GAME-BY-GAME

DATE	OPPONENT	DEFENSE									INTERCEPTIONS				
		ST	AT	TT	SKS-YDS	INT-YDS	PD	FF	FR-YDS	NO	YDS	AVG	LG	TD	
9-10	at Cleveland	1	1	2	0-0	0-0	1	0	0-0	—	—	—	—	—	
9-17	BALTIMORE	1	1	2	0-0	0-0	0	0	0-0	—	—	—	—	—	
9-25	L.A. RAMS	0	0	0	0-0	0-0	0	0	0-0	—	—	—	—	—	
10-1	at Tennessee	0	2	2	0-0	0-0	0	0	0-0	—	—	—	—	—	
10-8	at Arizona	0	0	0	0-0	0-0	0	0	0-0	—	—	—	—	—	
10-15	SEATTLE	1	0	1	0-0	0-0	0	0	0-0	—	—	—	—	—	
10-22	— BYE —	—	—	—	—	—	—	—	—	—	—	—	—	—	
10-29	at San Francisco	1	0	1	0-0	0-0	0	0	0-0	—	—	—	—	—	
11-5	BUFFALO	0	0	0	0-0	0-0	0	0	0-0	—	—	—	—	—	
11-12	HOUSTON	0	1	1	0-0	0-0	0	0	0-0	—	—	—	—	—	
11-16	at Baltimore	0	1	1	0-0	0-0	0	0	0-0	—	—	—	—	—	
11-26	PITTSBURGH	0	4	4	0-0	0-0	0	1	0-0	—	—	—	—	—	
12-4	at Jacksonville	0	1	1	0-0	0-0	0	0	0-0	—	—	—	—	—	
12-10	INDIANAPOLIS	0	0	0	0-0	0-0	0	0	0-0	—	—	—	—	—	
12-16	MINNESOTA	0	1	1	0-0	0-0	0	0	0-0	—	—	—	—	—	
12-23	at Pittsburgh	0	3	3	0-0	0-0	0	0	0-0	—	—	—	—	—	
12-31	at Kansas City	2	0	2	0-0	0-0	0	0	0-0	—	—	—	—	—	
1-7	CLEVELAND	2	0	2	0-0	0-0	0	0	0-0	—	—	—	—	—	
TOTALS		8	15	23	0-0	0-0	1	1	0-0	—	—	—	—	—	

**CASEY, AARON****LB #44**

Height: 6-1
Weight: 231
College: Indiana
Experience: Rookie in 2024

2023 games-starts: 0-0
Career games-starts: 0-0
Born: 6-12-00
Hometown: Douglasville, Ga.
Acquired: CFA'24

Casey signed with the Bengals as a CFA in May, after putting together a noteworthy final season at Indiana University ... In 2023, he became the 12th linebacker in Indiana program history to earn first-team All-Big Ten Conference honors, the first Hoosiers LB to total 100-plus tackles since '16, and his 20 TFLs ranked fourth on the school's all-time list for a single season ... He spent five seasons at Indiana (2019-23; redshirted in '18), and played in 56 games with 24 starts ... Totaled 240 tackles, with 36 TFLs which rank eighth all-time at Indiana ... Also posted 10 career sacks, five PDs, five FFs and a blocked kick.

Career transactions: Signed with Cincinnati as college free agent on 5-10-24.

College highlights: Spent five seasons (2019-23) at Indiana, following redshirt year as a true freshman in '18 ... Played in 54 games with 24 starts. **2023**—Team captain who started all 12 games ... Named first-team All-Big Ten ... Tallied 109 tackles (78 solos), with 20 TFLs and 6.5 sacks, along with three PDs and three FFs ... His 20 TFLs led the Big Ten and ranked third nationally, while also ranking fourth in program history for a single season ... Had 19 solo TFLs, the most in the FBS ... Became first Indiana player to record 100 or more tackles since Tegray Scales (126) in 2016 ... Named Big Ten Defensive Player of the Week twice ... Totaled 10 or more tackles in six games ... Had 10 stops with three for losses on Sept. 16 vs. Louisville ... Tallied seven tackles, two TFLs, a sack and a FF on Oct. 14 at Michigan ... Finished college career with 11 tackles (nine solos), four TFLs, one sack and one FF in season finale at Purdue

on Nov. 25. **2022**—Played and started 11 games ... Missed season finale vs. Purdue due to injury ... Named honorable mention All-Big Ten ... Recorded 86 tackles (50 solos), with 10.5 TFLs and 1.5 sacks, along with two PDs and two FFs ... Logged six TFLs over first three games of season, surpassing previous career total of 5.5 ... Posted season-high seven solo tackles (10 total), with two TFLs and a sack, as well as two FFs on Oct. 15 vs. Maryland. **2021**—Played in all 12 games with one start ... Totaled 25 tackles (13 solos), with one TFL ... Made first career start on Nov. 13 vs. Rutgers and logged season-high eight tackles with a TFL. **2020**—Played in all eight games during season that was shortened due to COVID-19 pandemic ... Recorded 15 tackles (10 solos), with three TFLs and a sack ... Had a sack and finished with three tackles on Nov. 21 at No. 3-ranked Ohio State. **2019**—Played in all 13 games as a redshirt freshman, seeing action primarily on special teams ... Tallied five tackles (four solos), with 1.5 TFLs and one sack ... Blocked a punt on Sept. 7 vs. Eastern Illinois ... Recorded first career sack on Oct. 12 vs. Rutgers.

High school: Attended Alexander High School in Douglasville, Ga. ... Was a team captain, all-state honoree and all-region selection as a senior in 2017 ... Recorded 120 tackles, five INTs and five pass breakups during senior season ... Logged 84 tackles, three INTs, five PBUs, one FF and one FR as a junior in 2016 ... Also played basketball and soccer.

Personal: Hometown is Douglasville, Ga. ... Earned bachelor's degree in financial management from Indiana in May, 2022.



CHASE, JA'MARR

WR #1

Height: 6-0
Weight: 201
College: Louisiana State
Experience: 4th-year player in 2024

2023 games-starts: 16-16
Career games-starts: 45-45
Born: 3-1-00
Hometown: New Orleans, La.
Acquired: D1'21

Cincinnati's 2021 first-round draft pick has led the team in receptions, receiving yards and receiving TDs in each his first three seasons ... Has earned Pro Bowl honors each year from 2021-23, and is one of eight players in NFL history (one of two Bengals, alongside former WR A.J. Green) to reach 1000 receiving yards three straight seasons to begin his career ... Posted career-high 100 catches in 2023, tied with former WR Carl Pickens (1996) for the second most in a season in team history ... His nine career TD receptions of 50 or more yards are the most in the NFL since 2021 ... Holds Bengals postseason career records for receptions (45) and receiving yards (588) ... Won NFL Offensive Rookie of the Year honors in 2021, as his 1455 receiving yards set a Bengals single-season record and at the time were the second most in league history by a rookie (now third; Oilers WR Bill Groman [1473 in 1960] and L.A. Rams WR Puka Nacua [1486 in 2023]) ... Won Biletnikoff Award as college football's top receiver in 2019 while at Louisiana State, and alongside QB Joe Burrow helped Tigers win national championship ... Nicknamed "Uno," he is the first player in Bengals history to wear uniform No. 1.

Career transactions: Selected by Cincinnati in first round of 2021 NFL Draft (fifth overall) ... Signed with Bengals on 6-2-21 ... Bengals exercised team option on 4-24-24 to extend rookie contract by one year through 2025.

Pro career: 2021—Started all 17 regular-season games and all four postseason games as a rookie ... During the regular season, caught 81 passes for 1455 yards and 13 TDs, with five 100-yard games ... Receiving yardage total ranked fourth in NFL, set Bengals rookie record and currently is third most ever by an NFL rookie (Oilers WR Bill Groman, 1473 yards in 1960 and Rams WR Puka Nacua, 1486 in 2023) ... Receiving TD total tied for second-most in Bengals history, and tied for second most ever by an NFL rookie ... Five 100-yard receiving games tied for second most ever by a Bengal ... First rookie and fifth player in NFL history with multiple 200-yard receiving games in one regular season ... Fifth rookie ever with at least 1000 receiving yards and 10 TDs, a feat he accomplished in just 13 games ... In NFL debut on Sept. 12 vs. Minnesota, posted 101 receiving yards, including a 50-yard TD, and became the youngest (21 years, 195 days) Bengal ever to top 100 receiving yards ... Had first career multi-TD game (two scores) on Sept. 26 at Pittsburgh ... Caught six passes for 159 yards and a TD on Oct. 10 vs. Green Bay, with a 70-yard TD just before halftime ... On Oct. 24 at Baltimore, caught eight passes for 201 yards, with an 82-yard TD ... In AFC North-clinching win over Kansas City on Jan. 2, caught 11 passes for 266 yards and three TDs; receiving yardage total was a single-game Bengals record, NFL rookie record and the most by any NFL player in 2021 ... Set NFL rookie records for postseason catches (25) and receiving yards (368), and scored one TD ... First rookie in NFL history with multiple 100-yard receiving games in a postseason (116 in Wild Card vs. Las Vegas, 109 in Divisional at Tennessee) ... Caught five passes for 89 yards in Super Bowl LVI vs. the L.A. Rams. **2022**—Started 12 regular-season games and all three postseason contests ... Missed Games 8-11 due to a hip injury ... Led the Bengals in catches (87), receiving yards (1046) and receiving TDs (nine) ... Had four 100-yard receiving games, starting with 129 on 10 receptions on Sept. 11 vs. Pittsburgh; caught game-tying TD on six-yard pass from QB Joe Burrow with six seconds remaining in the fourth quarter ... In homecoming game at New Orleans on Oct. 16, caught seven passes for 132 yards and two TDs; second TD was a 60-yard catch and run to the end zone with 1:57 left in fourth quarter that proved to be game-winner ... The following week, on Oct. 23 vs. Atlanta, posted 130 receiving yards and two TDs on eight catches, and tied for the fourth fastest player in NFL history to reach 2000 career receiving yards (24 games) ... Returned from injury on Dec. 4 against Kansas City and led Cincinnati in receptions (seven) and receiving yards (97) ... Caught 10 passes for 119 yards and a TD on Dec. 11 vs. Cleveland; 15-yard scoring reception in the second quarter tied him for the fourth fastest player since 1970 AFL/NFL merger to reach 20 career receiving TDs (26

games) ... Led team in receptions (20), receiving yards (220) and receiving TDs (two) in the postseason ... Caught nine passes for 84 yards and a TD in Wild Card Playoff vs. Baltimore ... Recorded ninth straight game with at least seven receptions in win over Ravens, dating to Game 5 at Baltimore, which tied for fourth-longest such streak since 1970 ... Opened scoring in Divisional Playoff at Buffalo with 28-yard TD, and finished with 61 yards on five catches ... Caught six passes for 75 yards in AFC Championship at Kansas City, including 35-yarder on fourth down to set up game-tying Bengals TD in fourth quarter. **2023**—Started 16 games at WR ... Inactive for Game 15 at Pittsburgh due to shoulder injury ... Led Bengals in receptions (career-high 100), receiving yards (1216) and receiving TDs (seven) ... Receptions total tied WR Carl Pickens (1996) for second most in team history ... Five games with 100 or more yards tied career high and tied for second most in Bengals history ... Had four games with 10 or more receptions, beginning with 12-catch effort for 141 yards (11.8 average) on Sept. 25 vs. the L.A. Rams ... On Oct. 8 at Arizona, logged a Bengals single-game record 15 catches for 192 yards and three TDs (tied career high) to earn AFC Offensive Player of the Week honors ... Became fifth player in NFL history to record at least 15 catches, 150 receiving yards and three receiving TDs in a game ... Surpassed 3000 career receiving yards on Oct. 15 at Seattle, becoming fifth fastest player in league history to reach that mark (35 games) ... Caught 10 passes for 100 yards and a TD on Oct. 29 at San Francisco, becoming first player in NFL history to post five career games with at least 10 receptions, 100 receiving yards and one receiving TD under the age of 25 ... Caught five passes for 124 yards on Nov. 12 vs. Houston, including a 64-yard TD late in third quarter ... Had 11 grabs for 149 yards in Dec. 4 win at Jacksonville, including 76-yard TD that gave Bengals their first lead in the third quarter ... Surpassed 1000 yards in Jaguars game, becoming eighth player in NFL history and second in Bengals history (WR A.J. Green, 2011-13) to do so in each of his first three career seasons ... Exited Dec. 16 game vs. Minnesota late in fourth quarter due to shoulder injury, which kept him out of following week's contest at Pittsburgh ... Returned to action on Dec. 31 at Kansas City.

Pro Bowl participation: Selected to three games (2021-23) ... Named a starter for 2021 season game, but did not play as Bengals advanced to Super Bowl LVI ... Voted to and participated in Pro Bowl Games following both the 2022 and '23 seasons.

College: Played two seasons (2018-19) at Louisiana State ... Opted out of 2020 season due to COVID-19 pandemic ... Played in 27 career games (21 starts), and caught 98 passes for 2093 yards and 23 TDs ... As a sophomore in 2019, helped lead LSU to 15-0 record and national championship, and won the Biletnikoff Award as college football's top receiver ... Playing with current Bengals and former LSU QB Joe Burrow, he caught 84 passes for 1780 yards (second in nation) and 20 TDs (led nation); receiving yardage and TD totals were both single-season SEC records ... Averaged 21.2 yards per catch in 2019, posted nine 100-yard receiving games ... In national title game vs. Clemson, had nine catches for 221 yards (then-championship game record) and two TDs ... Played in all 13 games (seven starts) as a true freshman in 2018, and caught 23 passes for 313 yards and three TDs.

High school/personal: Hometown is New Orleans, La. ... Attended Archbishop Rummel High School in Metairie (greater New Orleans area), where he caught 115 career passes for 2152 yards and 30 TDs ... Had 61 catches for 1011 yards and 15 TDs as senior, helping team to state quarterfinals ... Played in 2018 Under Armour All-American Game ... Also participated in track and field, and won Louisiana 5A state title in the long jump as a junior ... First-ever Bengals draft pick born in the 21st century (March 1, 2000) ... First player in Bengals history to wear uniform No. 1 ... Sport administration major at LSU.

JA'MARR CHASE'S STATISTICS

YEAR	TEAM	G-S	RECEIVING					RUSHING					SCORING					
			NO	YDS	AVG	LG	TD	ATT	YDS	AVG	LG	TD	TD	TD-R	TD-P	TD-Rt	2-PtC	PTS
2021	Cincinnati	17-17	81	1455	18.0	82t	13	7	21	3.0	10	0	13	0	13	0	0	78
2022	Cincinnati	12-12	87	1046	12.0	60t	9	5	8	1.6	6	0	9	0	9	0	0	54
2023	Cincinnati	16-16	100	1216	12.2	76t	7	3	-6	-2.0	2	0	7	0	7	0	0	42
CAREER		45-45	268	3717	13.9	82t	29	15	23	1.5	10	0	29	0	29	0	0	174

YEAR	TEAM	PASSING											
		ATT	CMP	CMP%	YDS	YDS/ATT	TD	TD%	INT	INT%	LG	SKD-YDS	RAT
2022	Cincinnati	0	0	—	0	—	0	—	0	—	—	1-9	—
2023	Cincinnati	1	1	100.0	-7	-7.00	0	0.0	0	0.0	-7	0-0	79.2
CAREER		1	1	100.0	-7	-7.00	0	0.0	0	0.0	-7	1-9	79.2

RECEIVING SINGLE-GAME HIGHS: RECEPTIONS—15 (10-8-23 at Arizona). YARDS—266 (1-2-22 vs. Kansas City). LONG—82t (10-24-21 at Baltimore). TOUCHDOWNS—3 (two times; most recently on 10-8-23 at Arizona).

RUSHING SINGLE-GAME HIGHS: ATTEMPTS—2 (four times; most recently on 10-29-23 at San Francisco). YARDS—9 (10-31-21 at N.Y. Jets). LONG—10 (11-21-21 at Las Vegas). TOUCHDOWNS—(none).

POSTSEASON

YEAR	TEAM	G-S	RECEIVING					RUSHING					SCORING					
			NO	YDS	AVG	LG	TD	ATT	YDS	AVG	LG	TD	TD	TD-R	TD-P	TD-Rt	2-PtC	PTS
2021	Cincinnati	4-4	25	368	14.7	57	1	6	32	5.3	15	0	1	0	1	0	0	6
2022	Cincinnati	3-3	20	220	11.0	35	2	1	3	3.0	3	0	2	0	2	0	0	12
CAREER		7-7	45	588	13.1	57	3	7	35	5.0	15	0	3	0	3	0	0	18

CAREER GAME-BY-GAME

DATE	OPPONENT	RECEIVING					RUSHING				
		NO	YDS	AVG	LG	TD	ATT	YDS	AVG	LG	TD
2021 / CINCINNATI											
9-12	MINNESOTA	5	101	20.2	50t	1	1	-2	-2.0	-2	0
9-19	at Chicago	2	54	27.0	42t	1	0	0	—	—	0
9-26	at Pittsburgh	4	65	16.3	34t	2	0	0	—	—	0
9-30	JACKSONVILLE	6	77	12.8	44	0	0	0	—	—	0
10-10	GREEN BAY	6	159	26.5	70t	0	0	0	—	—	0
10-17	at Detroit	4	97	24.3	53	0	0	0	—	—	0
10-24	at Baltimore	8	201	25.1	82t	1	0	0	—	—	0
10-31	at N.Y. Jets	3	32	10.7	21	1	1	9	9.0	9	0
11-7	CLEVELAND	6	49	8.2	15	0	2	0	0.0	0	0
11-14	— BYE —										
11-21	at Las Vegas	3	32	10.7	17	1	2	8	4.0	10	0
11-28	PITTSBURGH	3	39	13.0	16	0	0	0	—	—	0
12-5	L.A. CHARGERS	5	52	10.4	14	0	0	0	—	—	0
12-12	SAN FRANCISCO	5	77	15.4	32t	2	1	6	6.0	6	0
12-19	at Denver	1	3	3.0	3	0	0	0	—	—	0
12-26	BALTIMORE	7	125	17.9	22	0	0	0	—	—	0
1-2	KANSAS CITY	11	266	24.2	72t	3	0	0	—	—	0
1-9	at Cleveland	2	26	13.0	24	0	0	0	—	—	0
Postseason											
1-15	LAS VEGAS	9	116	12.9	28	0	3	23	7.7	15	0
1-22	at Tennessee	5	109	21.8	57	0	1	2	2.0	2	0
1-30	at Kansas City	6	54	9.0	22	1	1	3	3.0	3	0
2-13	L.A. RAMS	5	89	17.8	46	0	1	4	4.0	4	0
2022 / CINCINNATI											
9-11	PITTSBURGH	10	129	12.9	24	1	0	0	—	—	0
9-18	at Dallas	5	54	10.8	17	0	1	4	4.0	4	0
9-25	at N.Y. Jets	6	29	4.8	10	1	2	-2	-1.0	-1	0
9-29	MIAMI	4	81	20.3	36	0	0	0	—	—	0
10-9	at Baltimore	7	50	7.1	13	0	1	0	0.0	0	0
10-16	at New Orleans	7	132	18.9	60t	2	0	0	—	—	0
10-23	ATLANTA	8	130	16.3	41t	2	0	0	—	—	0
10-31	at Cleveland										
11-6	CAROLINA										
11-13	— BYE —										
11-20	at Pittsburgh										
11-27	at Tennessee										
12-4	KANSAS CITY	7	97	13.9	40	0	0	0	—	—	0
12-11	CLEVELAND	10	119	11.9	20	1	1	6	6.0	6	0
12-18	at Tampa Bay	7	60	8.6	15	1	0	0	—	—	0
12-24	at New England	8	79	9.9	18	0	0	0	—	—	0
1-2	BUFFALO										
1-8	BALTIMORE	8	86	10.8	26t	1	0	0	—	—	0
Postseason											
1-15	BALTIMORE	9	84	9.3	19	1	0	0	—	—	0
1-22	at Buffalo	5	61	12.2	28t	1	1	3	3.0	3	0
1-29	at Kansas City	6	75	12.5	35	0	0	0	—	—	0

DATE	OPPONENT	RECEIVING					RUSHING				
		NO	YDS	AVG	LG	TD	ATT	YDS	AVG	LG	TD
2023 / CINCINNATI											
9-10	at Cleveland	5	39	7.8	12	0	1	2	2.0	2	0
9-17	BALTIMORE	5	31	6.2	13	0	0	0	—	—	0
9-25	L.A. RAMS	12	141	11.8	43	0	0	0	—	—	0
10-1	at Tennessee	7	73	10.4	17	0	0	0	—	—	0
10-8	at Arizona	15	192	12.8	63t	3	0	0	—	—	0
10-15	SEATTLE	6	80	13.3	31	0	0	0	—	—	0
10-22	— BYE —										
10-29	at San Francisco	10	100	10.0	20	1	2	-8	-4.0	0	0
11-5	BUFFALO	4	41	10.3	32	0	0	0	—	—	0
11-12	HOUSTON	5	124	24.8	64t	1	0	0	—	—	0
11-16	at Baltimore	2	12	6.0	10	1	0	0	—	—	0
11-26	PITTSBURGH	4	81	20.3	31	0	0	0	—	—	0
12-4	at Jacksonville	11	149	13.5	76t	1	0	0	—	—	0
12-10	INDIANAPOLIS	3	29	9.7	14	0	0	0	—	—	0
12-16	MINNESOTA	4	64	16.0	25	0	0	0	—	—	0
12-23	at Pittsburgh			INACTIVE					INACTIVE		
12-31	at Kansas City	3	41	13.7	24	0	0	0	—	—	0
1-7	CLEVELAND	4	19	4.8	11	0	0	0	—	—	0



COCHRAN, DEVIN

OT #76

Height: 6-7
Weight: 310
College: Georgia Tech
Experience: 2nd-year player in 2024

2023 games-starts: 0-0
Career games-starts: 0-0
Born: 7-17-98
Hometown: Athens, Ga.
Acquired: CFA'22

Joined the Bengals in 2022 offseason as a college free agent, and spent entire 2023 season on Reserve/Injured with a knee injury ... Spent 2022 campaign on Bengals' practice squad ... Played final college season at Georgia Tech (2021) after three seasons ('16-19) at Vanderbilt ... Earned All-Atlantic Coast Conference honors as a left tackle at Georgia Tech ... Started all 44 games he played in during college career, lining up primarily at LT.

Career transactions: Signed with Cincinnati as college free agent on 5-13-22 ... Waived by Bengals on 8-30-22 ... Signed to Bengals practice squad on 8-31-22 ... Signed to Bengals roster on 1-31-23 (Reserve/Future) ... Signed contract extension with Bengals on 1-9-24.

Pro career: 2022—Spent entire rookie season on Cincinnati's practice squad ... Saw action on 87 offensive snaps at ROT and 11 special teams snaps in three preseason contests. **2023**—Did not play ... Placed on Reserve/Injured list (knee) on July 30.

College: Spent three seasons (2016-19) at Vanderbilt before transferring to Georgia Tech for senior campaign ('21) ... Served as team captain and received All-ACC Honorable Mention in lone season at Georgia Tech ... Did not enroll at Georgia Tech in 2020 season that was shortened due to COVID-19 pandemic ... Started 32 games in three seasons at Vanderbilt, including all 13 in 2018, when he played over 96 percent of the team's offensive snaps ... Blocked for RB Ke'Shawn Vaughn, who posted back-to-back 1000-yard rushing seasons in '18 and '19 ... Redshirted as a true freshman in 2016.

High school/personal: Hometown is Norcross, Ga. ... Attended Greater Atlanta Christian School in Norcross ... Started at offensive tackle as a senior, when he was named first-team all-state and did not allow a sack while helping team to a 12-2 record ... Also competed in track and field ... Earned bachelor's degree from Vanderbilt in human and organizational development.

NOTE ABOUT NFL EXPERIENCE: Cochran did not earn an accrued year of experience toward NFL free agency in 2022.


DEVIN COCHRAN'S STATISTICS

GAMES-STARTS			
YEAR	TEAM	GAMES	STARTS
2022	Cincinnati.....	*DID NOT PLAY	
2023	Cincinnati.....	*DID NOT PLAY	
CAREER		0	0

POSTSEASON

GAMES-STARTS			
YEAR	TEAM	GAMES	STARTS
2022	Cincinnati.....	*DID NOT PLAY	
CAREER		0	0

* NOTE: Cochran was on the practice squad for 16 regular-season games and three postseason games with Cincinnati in 2022. In 2023, he was on Reserve/Injured list for 17 regular-season games.



COLLINS, ELIJAH

HB #34

Height: 6-0
Weight: 212
College: Oklahoma State
Experience: Rookie in 2024

2023 games-starts: 0-0
Career games-starts: 0-0
Born: 8-1-00
Hometown: Detroit, Mich.
Acquired: CFA'24

Collins joined the Bengals as a college free agent in May after a six-year collegiate playing career that included five seasons (2018-22) at Michigan State University and one ('23) at Oklahoma State University ... He played in 52 games in college, and rushed for 1648 yards with 13 TDs on 383 attempts (4.7 average) ... Used as a rotational RB during his final four seasons, but in 2019 at Michigan State he ranked fourth in the Big Ten Conference in rushing attempts (222) and yards (988) ... Also caught 38 passes for 279 yards in his career, and contributed on special teams.

Career transactions: Signed with Cincinnati as college free agent on 5-10-24.

College highlights: Spent one season (2023) at Oklahoma State, following five seasons ('18-22) at Michigan State. **2023**—Saw action in 10 games in lone season at Oklahoma State ... Rushed 30 times for 142 yards and two TDs ... Also caught two passes for 19 yards, and returned one kickoff for 10 yards ... Rushed for season-high 41 yards, with a 17-yard TD, on eight carries in season opener Sept. 2 vs. Central Arkansas ... Had three carries for 34 yards and a TD Oct. 28 vs. Cincinnati. **2022**—Played in 12 games for Michigan State ... Named a team captain ... Rushed for 318 yards on 70 carries with career-high six TDs ... His six TDs tied for team lead and tied for 11th in the Big Ten ... Also saw action on 153 special teams snaps, fourth-most on the team ... Had 14 carries for 43 yards and a TD Oct. 15 vs. Wisconsin ... Totaled 150 yards from scrimmage (107 rushing, 43 receiving) Nov. 19 vs. Indiana, which included two rushing TDs and career-long 22-yard reception. **2021**—Played in eight games for Michigan State ... Missed five games due to an injury ... Totaled 18 rushing attempts for 102 yards, while catching three passes for 34 yards and a TD ... Also played 66 special teams snaps ... Scored first career receiving TD on a

20-yard catch and run to the end zone Sept. 11 vs. Youngstown State. **2020**—Played in seven games for Michigan State during season that was limited due to COVID-19 pandemic ... Rushed for 90 yards on 41 carries, and caught four passes for 34 yards ... Posted season highs in rushing attempts (13) and rushing yards (34) Nov. 28 vs. Northwestern. **2019**—Played in all 13 games for Michigan State ... Named third-team All-Big Ten ... Ranked fourth in the Big Ten in rushing attempts (222) and rushing yards (988) ... Led team with five rushing TDs ... Added 15 receptions for 99 yards ... Had three 100-yard rushing games, led off by career-high 192 yards on 17 attempts which included season-long 58-yarder Sept. 7 vs. Western Michigan ... Had 28 carries for 170 yards and two TDs Nov. 9 vs. Illinois ... Logged season-high 31 rushing attempts for 109 yards Nov. 23 at Rutgers ... Closed out season with 96 rushing yards on 21 carries Dec. 27 in New Era Pinstripe Bowl vs. Wake Forest. **2018**—Played in three games as a true freshman for Michigan State, before opting to preserve his redshirt season ... Saw action on six offensive snaps while also contributing on special teams ... Had first two career rushing attempts Nov. 24 vs. Rutgers.

High school: Attended University of Detroit Jesuit High School and Academy in Detroit, Mich. ... Rushed for 1076 yards as a senior in 2017, while also recording two INTs with a pick-six on defense ... As a junior in 2016, he scored four different ways (rushing, receiving, kick return and INT return) for 19 total TDs to earn honorable mention all-state accolades ... Also a member of 2016 basketball state championship team.

Personal: Hometown is Detroit, Mich. ... Graduated from Michigan State with degree in media and information in December, 2022 ... His high school teammate in basketball was former Michigan State All-American point guard Cassius Winston.



DAVIS, DOMENIQUE

DT #72

Height: 6-2
Weight: 326
College: North Carolina at Pembroke
Experience: 1st-year player in 2024

2023 games-starts: 0-0
Career games-starts: 2-0
Born: 2-28-96
Hometown: Laurinburg, N.C.
Acquired: FA'22

Cincinnati signed Davis as a free agent in the 2022 offseason to provide depth along the defensive line ... He has twice been signed to the active roster off the practice squad (once in 2022, once in '23), and each time returned to practice squad following the game ... Davis was not in the NFL for two seasons after originally signing with the N.Y. Jets as a college free agent in 2020, but he played for the Houston Gamblers of the USFL in '22 and had 3.5 sacks ... Is the first player from UNC Pembroke to play in the NFL.

Career transactions: Signed with N.Y. Jets as college free agent on 5-6-20 ... Waived by Jets on 7-30-20 ... Signed with Cincinnati as free agent on 7-25-22 ... Waived by Bengals on 8-30-22 ... Signed to Bengals practice squad on 8-31-22 ... Signed to Bengals roster on 11-5-22 ... Waived by Bengals on 11-7-22 ... Signed to Bengals practice squad on 11-8-22 ... Signed to Bengals roster on 1-31-23 (Reserve/Future) ... Waived by Bengals on 8-29-23 ... Signed to Bengals practice squad on 8-30-23 ... Signed to Bengals roster on 12-22-23 ... Waived by Bengals on 12-25-23 ... Signed to Bengals practice squad on 12-27-23 ... Signed to Bengals roster on 1-8-24 (Reserve/Future).

Pro career: 2020—Waived by N.Y. Jets prior to start of training camp after signing with team as college free agent in May ... Did not play for an NFL team during 2020 season. **2021**—Did not play for an NFL team. **2022**—Played in 10 games for the Houston Gamblers of the USFL, and totaled 57 tackles with 3.5 sacks ... Signed by Cincinnati as a free agent on July 25 and saw action in all three preseason games ... Played in two regular-season games for the Bengals, recording three tackles ... Spent first seven weeks on Cincinnati's practice

squad, before being elevated to the active roster for Week 8 ... Made NFL debut on Oct. 31 at Cleveland, registering two tackles on back-to-back plays in the third quarter ... Signed to the active roster for the Nov. 6 game vs. Carolina, and had one tackle in the fourth quarter of a 42-21 Bengals win ... Waived by Cincinnati following the Carolina game, but the following day was signed to the practice squad, where he spent remainder of regular season and all of postseason. **2023**—Spent 16 games on Cincinnati's practice squad ... Signed to active roster for Dec. 23 game at Pittsburgh (active/DNP), then was waived on Dec. 25 and signed back to Bengals' practice squad on Dec. 27 ... Played in all three preseason games (one start at DT), and posted team-leading 12 tackles with one sack and one FR.

College: Spent three seasons at North Carolina at Pembroke (2017-19) ... Played in 31 games and totaled 123 tackles (51 solos), with six sacks and 15 TFLs ... Also had one PD and two FRs ... Redshirted his freshman season at Shaw University (N.C.) in 2014.

High school/personal: Hometown is Laurinburg, N.C. ... Attended Scotland High School ... Earned all-region honors as a junior and senior ... As a senior, registered 54 tackles, with four sacks and 16 TFLs ... Helped lead Scotland to a combined 27-3 record over final two seasons ... Majored in exercise and sports science at North Carolina at Pembroke.

NOTE ABOUT NFL EXPERIENCE: Davis did not earn an accrued year of experience toward NFL free agency in 2020, '21, '22 or '23.

DOMENIQUE DAVIS' STATISTICS

YEAR	TEAM	G-S	DEFENSE						INTERCEPTIONS					SCORING					
			ST	AT	TT	SKS-YDS	PD	FF	FR-YDS	NO	YDS	AVG	LG	TD	TD	TD-IntRt	TD-FRRt	S	PTS
2020	—	0-0				DID NOT PLAY*													
2021	—	0-0				DID NOT PLAY*													
2022	Cincinnati	2-0	0	3	3	0-0	0	0	0-0	—	—	—	—	—	—	—	—	—	—
2023	Cincinnati	0-0				DID NOT PLAY*													
CAREER		2-0	0	3	3	0-0	0	0	0-0	—	—	—	—	—	—	—	—	—	—

POSTSEASON

YEAR	TEAM	G-S	DEFENSE						INTERCEPTIONS					SCORING					
			ST	AT	TT	SKS-YDS	PD	FF	FR-YDS	NO	YDS	AVG	LG	TD	TD	TD-IntRt	TD-FRRt	S	PTS
2022	Cincinnati	0-0				DID NOT PLAY*													
CAREER		0-0	0	0	0	0-0	0	0	0-0	—	—	—	—	—	—	—	—	—	—

* NOTE: Davis was not with an NFL team in 2020 or '21. In 2022, he was on the practice squad for three postseason games with Cincinnati. In 2023, he was on the practice squad for 16 regular-season games, and he was active/DNP for one regular-season game.



DAVIS, JALEN

CB #35

Height: 5-10
Weight: 190
College: Utah State
Experience: 5th-year player in 2024

2023 games-starts: 16-0
Career games-starts: 55-0
Born: 2-2-96
Hometown: La Mesa, Calif.
Acquired: FA'20

Reserve DB and special teams contributor who joined the Bengals midway through 2020 season ... Played 16 games in 2023 and had three defensive tackles and a PD along with two special teams tackles ... Spent rookie season in 2018 with Miami, and played in two games for Arizona in '19 ... In 55 regular-season games, has 20 tackles (10 solos), with one sack, two PDs, two FFs and two FRs, as well as four special teams tackles.

Career transactions: Signed with Miami as college free agent on 5-11-18 ... Waived by Dolphins on 9-1-18 ... Signed to Dolphins practice squad on 9-2-18 ... Signed to Dolphins roster on 12-8-18 ... Waived by Dolphins on 8-31-19 ... Signed to Arizona practice squad on 9-3-19 ... Signed to Cardinals roster on 12-7-19 ... Waived by Cardinals on 8-31-20 ... Signed to Cardinals practice squad on 9-16-20 ... Released from Cardinals practice squad on 10-20-20 ... Signed to Cincinnati practice squad on 10-27-20 ... Signed to Bengals roster on 11-28-20 ... Signed contract extension with Bengals on 3-3-21 ... Signed contract extension with Bengals on 3-1-22 ... Signed contract extension with Bengals on 3-9-23.

Pro career: 2018—Played in three games as a rookie for Miami ... Totaled six tackles, a sack and a FF ... Spent first 12 games on Dolphins' practice squad, before moving to active roster and playing in three of final four contests ... Made NFL debut on Dec. 9 vs. New England (no stats) ... On Dec. 23 vs. Jacksonville, recorded first career sack along with a FF in the fourth quarter. **2019**—Played in two games for Arizona ... Waived by Dolphins at final cuts, and signed Sept. 3 to Cardinals' practice squad, where he spent the first 12 games ... Promoted to active roster on Dec. 7, then was inactive for Games 13-14 ... Played as a reserve in final two contests (no stats). **2020**—Played in six games (Games 9-13 and 16) for Cincinnati, and had four tackles ... Spent time on Arizona's practice squad early in season, before being released and signing to Bengals' practice squad on Oct. 27 ... Played for Cincinnati as a standard elevation in Games 9-10, and was also designated practice squad protected

player for Game 10 ... Made Bengals debut on Nov. 15 at Pittsburgh, and played 70 percent of team's snaps as secondary was missing multiple players due to injuries and COVID-19; totaled three tackles against Steelers. **2021**—Played in 15 regular-season games and one postseason game for AFC Champion Bengals ... Recorded five tackles and a PD on 56 defensive snaps played during regular season ... Played 102 snaps on special teams during regular season, and had two tackles and a FF ... Inactive (ankle) for final two regular-season games and Wild Card Playoff, then was an active/DNP for Divisional Playoff and AFC Championship ... Played three snaps on special teams in Super Bowl LVI against the L.A. Rams. **2022**—Played 13 regular-season games for Cincinnati ... Inactive for final three regular-season contests and two postseason games ... Totaled two tackles and one FR ... Saw action on 50 defensive snaps and 86 special teams snaps ... Played 12 special teams snaps in Divisional Playoff at Buffalo and recorded a tackle on kick return. **2023**—Played in 16 games ... Inactive for Game 16 at Kansas City due to groin injury ... Totaled three tackles and one PD, along with two special teams tackles ... Played season-high 22 defensive snaps on Jan. 7 vs. Cleveland and registered two tackles.

College: Played four seasons (2014-17) at Utah State ... Started 49 career games and totaled 181 tackles, eight sacks, 11 INTs, a school-record 48 PDs and four FFs.

High school/personal: Hometown is La. Mesa, Calif. (outside San Diego) ... Attended Helix High School, where he played WR and DB ... As a senior in 2013, he caught 48 passes for 649 yards and four TDs, and added four punt return TDs and two kickoff return TDs, while also earning league defensive player of the year honors ... Helped team to state title as a sophomore in 2011 ... Also competed in track and field ... Sociology major at Utah State.

NOTE ABOUT NFL EXPERIENCE: Davis did not earn an accrued year of experience toward NFL free agency in 2018 or '19.

JALEN DAVIS' STATISTICS

YEAR	TEAM	G-S	DEFENSE						INTERCEPTIONS					SCORING					
			ST	AT	TT	SKS-YDS	PD	FF	FR-YDS	NO	YDS	AVG	LG	TD	TD	TD-IntRt	TD-FRRt	S	PTS
2018	Miami	3-0	5	1	6	1-5	0	1	0-0	—	—	—	—	—	—	—	—	—	—
2019	Arizona	2-0	0	0	0	0-0	0	0	0-0	—	—	—	—	—	—	—	—	—	—
2020	Arizona	0-0	DID NOT PLAY*						DID NOT PLAY*					DID NOT PLAY*					
	Cincinnati	6-0	3	1	4	0-0	0	0	0-0	—	—	—	—	—	—	—	—	—	—
2021	Cincinnati	15-0	0	5	5	0-0	1	0	0-0	—	—	—	—	—	—	—	—	—	—
2022	Cincinnati	13-0	0	2	2	0-0	0	0	0-0	—	—	—	—	—	—	—	—	—	—
2023	Cincinnati	16-0	2	1	3	0-0	1	0	0-0	—	—	—	—	—	—	—	—	—	—
MIA. TOTALS		3-0	5	1	6	1-5	0	1	0-0	—	—	—	—	—	—	—	—	—	—
ARIZ. TOTALS		2-0	0	0	0	0-0	0	0	0-0	—	—	—	—	—	—	—	—	—	—
CIN. TOTALS		50-0	5	9	14	0-0	2	0	0-0	—	—	—	—	—	—	—	—	—	—
CAREER		55-0	10	10	20	1-5	2	1	0-0	—	—	—	—	—	—	—	—	—	—

YEAR	TEAM	ST	AT	TT	FF	SPECIAL TEAMS			KICKOFF RETURNS					PUNT RETURNS						
						FR-YDS	BP	BFG	BXP	NO	YDS	AVG	FC	LG	TD	NO	YDS	AVG	FC	LG
2021	Cincinnati	2	0	2	1	0-0	0	0	0	—	—	—	—	—	—	—	—	—	—	—
2022	Cincinnati	0	0	0	0	1-0	0	0	0	—	—	—	—	—	—	—	—	—	—	—
2023	Cincinnati	1	1	2	0	0-0	0	0	0	—	—	—	—	—	—	—	—	—	—	—
CAREER		3	1	4	1	1-0	0	0	0	—	—	—	—	—	—	—	—	—	—	—

POSTSEASON

YEAR	TEAM	G-S	DEFENSE						INTERCEPTIONS					SCORING					
			ST	AT	TT	SKS-YDS	PD	FF	FR-YDS	NO	YDS	AVG	LG	TD	TD	TD-IntRt	TD-FRRt	S	PTS
2021	Cincinnati	1-0	0	0	0	0-0	0	0	0-0	—	—	—	—	—	—	—	—	—	—
2022	Cincinnati	1-0	0	0	0	0-0	0	0	0-0	—	—	—	—	—	—	—	—	—	—
CAREER		2-0	0	0	0	0-0	0	0	0-0	—	—	—	—	—	—	—	—	—	—

YEAR	TEAM	ST	AT	TT	FF	SPECIAL TEAMS			KICKOFF RETURNS					PUNT RETURNS						
						FR-YDS	BP	BFG	BXP	NO	YDS	AVG	FC	LG	TD	NO	YDS	AVG	FC	LG
2022	Cincinnati	1	0	1	0	0-0	0	0	0	—	—	—	—	—	—	—	—	—	—	—
CAREER		1	0	1	0	0-0	0	0	0	—	—	—	—	—	—	—	—	—	—	—

* NOTE: Davis was on the practice squad for five regular-season games with Arizona in 2020.



DAVIS-GAITHER, AKEEM

LB #59

Height: 6-2
Weight: 228
College: Appalachian State
Experience: 5th-year player in 2024

2023 games-starts: 13-1
Career games-starts: 54-4
Born: 9-21-97
Hometown: Thomasville, N.C.
Acquired: D4'20

A 2020 Bengals fourth-round pick, Davis-Gaither has played in 54 games with four starts as a rotational LB over his four pro seasons ... He battled through a knee injury in 2023, but still played in 13 games and logged 16 tackles while contributing on special teams ... Played in all 16 regular-season games and three postseason contests in 2022, helping Bengals reach second consecutive AFC Championship ... Suffered a left foot injury midway through 2021 season, after playing in 25 consecutive games to begin his career ... Named the 2019 Sun Belt Conference Defensive Player of the Year as a senior at Appalachian State University ... His father, Keith Gaither, is currently the special teams coordinator/running backs coach at the University of Virginia.

Career transactions: Selected by Cincinnati in fourth round of 2020 NFL Draft (107th overall) ... Signed with Bengals on 7-21-20 ... Signed contract extension with Bengals on 3-13-24.

Pro career: 2020—Played in all 16 games (two starts) for Bengals as a rookie ... Saw time mostly as a rotational LB, and played 29.6 percent of team's defensive snaps ... Totaled 26 tackles, a half sack, one INT and three PDs on defense, along with five tackles on special teams ... Made NFL debut in season opener on Sept. 13 vs. L.A. Chargers, and made three tackles ... Recorded first career half sack on Oct. 4 at Jacksonville, helping bring down QB Gardner Minshew to force a punt ... Made first career start on Oct. 11 at Baltimore, and recorded four tackles and a PD ... Logged season-high 10 tackles in season finale vs. Baltimore, and recorded first career INT when he caught a tipped pass thrown by QB Lamar Jackson. **2021**—Played in Bengals' first nine regular-season games, before suffering a season-ending left foot injury on Nov. 7 vs. Cleveland ... Totaled 26 tackles, three PDs and a FF, along with two special teams stops ... Placed Nov. 9 on Reserve/Injured, where he remained through Cincinnati's run to Super Bowl LVI. **2022**—Played in all 16 regular-season games (one start) and three postseason games for Cincinnati ... Saw action on 227 defensive snaps and 294 special teams snaps during regular season ... Totaled 37 tackles (25 solos), with two TFLs, one PD and one FR ... Also had

nine tackles on special teams (fourth most on team) ... Led Bengals with a career-high 13 tackles (nine solos) on Sept. 25 at the N.Y. Jets ... Started on Oct. 23 against Atlanta and registered team-high nine tackles (six solos) ... Played 23 defensive snaps and 48 special teams snaps in the postseason ... Had an INT and four special teams tackles in Wild Card Playoff vs. Baltimore; INT came on Ravens' opening drive, when he picked off QB Tyler Huntley at the Bengals' 40-yard line. **2023**—Played in 13 games with one start as a third LB ... Inactive for Games 4-7 due to knee injury ... Recorded 16 tackles (10 solos), with one TFL ... Also had one special teams tackle, and lined up for 289 ST snaps (third most on team) ... Posted two solo tackles on Sept. 17 vs. Baltimore, including a TFL on WR Zay Flowers that forced a third-and-long in the fourth quarter ... Logged three tackles on Nov. 26 vs. Pittsburgh, then had another three-tackle stat line on Jan. 7 vs. Cleveland.

College: Spent five seasons (2015-19) at Appalachian State, with a redshirt year in '15 ... Played in 55 career games and totaled 258 tackles, including 28 TFLs and eight sacks, with 17 pass breakups, one INT, two FFs and a blocked FG ... In his five college seasons, he helped App State to a 54-12 record, a 5-0 mark in bowl games and four straight conference titles ... Named Sun Belt Conference Defensive Player of the Year as a senior in 2019 ... Coached by the Bengals' staff at the 2020 Senior Bowl (South team).

High school/personal: Hometown is Thomasville, N.C. (outside Greensboro) ... Attended Thomasville High School, where as a senior he totaled 115 tackles, including five sacks, along with two FFs ... Also played RB and posted eight rushing TDs over his final two seasons ... Additionally earned three varsity letters in track and field, two in basketball and one in baseball ... His father, Keith Gaither, is a longtime assistant coach in the college ranks, and is currently special teams coordinator/running backs coach at the University of Virginia ... First name is pronounced "AH-keem" and last name is pronounced "DAY-viss-GAY-thur."

AKEEM DAVIS-GAITHER'S STATISTICS

YEAR	TEAM	G-S	DEFENSE							INTERCEPTIONS					SCORING				
			ST	AT	TT	SKS-YDS	PD	FF	FR-YDS	NO	YDS	AVG	LG	TD	TD	TD-IntRt	TD-FRRt	S	PTS
2020	Cincinnati	16-2	16	10	26	0.5-0	3	0	0-0	1	0	0.0	0	0	—	—	—	—	—
2021	Cincinnati	9-0	19	7	26	0-0	3	1	0-0	0	0	—	—	0	—	—	—	—	—
2022	Cincinnati	16-1	25	12	37	0-0	1	0	1-3	0	0	—	—	0	—	—	—	—	—
2023	Cincinnati	13-1	10	6	16	0-0	0	0	0-0	0	0	—	—	0	—	—	—	—	—
CAREER		54-4	70	35	105	0.5-0	7	1	1-3	1	0	0.0	0	0	—	—	—	—	—

YEAR	TEAM	SPECIAL TEAMS								KICKOFF RETURNS						PUNT RETURNS					
		ST	AT	TT	FF	FR-YDS	BP	BFG	BXP	NO	YDS	AVG	FC	LG	TD	NO	YDS	AVG	FC	LG	TD
2020	Cincinnati	4	1	5	0	0-0	0	0	0	—	—	—	—	—	—	—	—	—	—	—	—
2021	Cincinnati	2	0	2	0	0-0	0	0	0	—	—	—	—	—	—	—	—	—	—	—	—
2022	Cincinnati	5	4	9	0	0-0	0	0	0	—	—	—	—	—	—	—	—	—	—	—	—
2023	Cincinnati	0	1	1	0	0-0	0	0	0	—	—	—	—	—	—	—	—	—	—	—	—
CAREER		11	6	17	0	0-0	0	0	0	—	—	—	—	—	—	—	—	—	—	—	—

POSTSEASON

YEAR	TEAM	G-S	DEFENSE							INTERCEPTIONS					SCORING					
			ST	AT	TT	SKS-YDS	PD	FF	FR-YDS	NO	YDS	AVG	LG	TD	TD	TD-IntRt	TD-FRRt	S	PTS	
2021	Cincinnati	0-0	DID NOT PLAY*							DID NOT PLAY*					DID NOT PLAY*					
2022	Cincinnati	3-0	1	0	1	0-0	1	0	0-0	1	0	0.0	0	0	—	—	—	—	—	—
CAREER		3-0	1	0	1	0-0	1	0	0-0	1	0	0.0	0	0	—	—	—	—	—	—

YEAR	TEAM	SPECIAL TEAMS								KICKOFF RETURNS						PUNT RETURNS					
		ST	AT	TT	FF	FR-YDS	BP	BFG	BXP	NO	YDS	AVG	FC	LG	TD	NO	YDS	AVG	FC	LG	TD
2021	Cincinnati	DID NOT PLAY*								DID NOT PLAY*						DID NOT PLAY*					
2022	Cincinnati	4	1	5	0	0-0	0	0	0	—	—	—	—	—	—	—	—	—	—	—	—
CAREER		4	1	5	0	0-0	0	0	0	—	—	—	—	—	—	—	—	—	—	—	—

* NOTE: Davis-Gaither was on the Reserve/Injured list for three postseason games and on the the Reserve/COVID-19 list for one postseason with Cincinnati in 2021.

2023 GAME-BY-GAME																
DATE	OPPONENT	DEFENSE									INTERCEPTIONS					
		ST	AT	TT	SKS-YDS	INT-YDS	PD	FF	FR-YDS	NO	YDS	AVG	LG	TD		
9-10	at Cleveland	0	0	0	0-0	0-0	0	0	0-0	—	—	—	—	—		
9-17	BALTIMORE	2	0	2	0-0	0-0	0	0	0-0	—	—	—	—	—		
9-25	L.A. RAMS	0	0	0	0-0	0-0	0	0	0-0	—	—	—	—	—		
10-1	at Tennessee				INACTIVE						INACTIVE					
10-8	at Arizona				INACTIVE						INACTIVE					
10-15	SEATTLE				INACTIVE						INACTIVE					
10-22	— BYE —															
10-29	at San Francisco				INACTIVE						INACTIVE					
11-5	BUFFALO	0	0	0	0-0	0-0	0	0	0-0	—	—	—	—	—		
11-12	HOUSTON	0	0	0	0-0	0-0	0	0	0-0	—	—	—	—	—		
11-16	at Baltimore	0	1	1	0-0	0-0	0	0	0-0	—	—	—	—	—		
11-26	PITTSBURGH	2	1	3	0-0	0-0	0	0	0-0	—	—	—	—	—		
12-4	at Jacksonville	1	0	1	0-0	0-0	0	0	0-0	—	—	—	—	—		
12-10	INDIANAPOLIS	2	0	2	0-0	0-0	0	0	0-0	—	—	—	—	—		
12-16	MINNESOTA	0	1	1	0-0	0-0	0	0	0-0	—	—	—	—	—		
12-23	at Pittsburgh	0	2	2	0-0	0-0	0	0	0-0	—	—	—	—	—		
12-31	at Kansas City	1	0	1	0-0	0-0	0	0	0-0	—	—	—	—	—		
1-7	CLEVELAND	2	1	3	0-0	0-0	0	0	0-0	—	—	—	—	—		
TOTALS		10	6	16	0-0	0-0	0	0	0-0	—	—	—	—	—		

DATE	OPPONENT	SPECIAL TEAMS							KICKOFF RETURNS						PUNT RETURNS					
		ST	AT	TT	FF	FR-YDS	BP	BFG	BXP	NO	YDS	AVG	FC	LG	TD	NO	YDS	AVG	FC	LG
9-10	at Cleveland	0	0	0	0	0-0	0	0	0	—	—	—	—	—	—	—	—	—	—	—
9-17	BALTIMORE	0	0	0	0	0-0	0	0	0	—	—	—	—	—	—	—	—	—	—	—
9-25	L.A. RAMS	0	1	1	0	0-0	0	0	0	—	—	—	—	—	—	—	—	—	—	—
10-1	at Tennessee					INACTIVE										INACTIVE				
10-8	at Arizona					INACTIVE										INACTIVE				
10-15	SEATTLE					INACTIVE										INACTIVE				
10-22	— BYE —																			
10-29	at San Francisco					INACTIVE										INACTIVE				
11-5	BUFFALO	0	0	0	0	0-0	0	0	0	—	—	—	—	—	—	—	—	—	—	—
11-12	HOUSTON	0	0	0	0	0-0	0	0	0	—	—	—	—	—	—	—	—	—	—	—
11-16	at Baltimore	0	0	0	0	0-0	0	0	0	—	—	—	—	—	—	—	—	—	—	—
11-26	PITTSBURGH	0	0	0	0	0-0	0	0	0	—	—	—	—	—	—	—	—	—	—	—
12-4	at Jacksonville	0	0	0	0	0-0	0	0	0	—	—	—	—	—	—	—	—	—	—	—
12-10	INDIANAPOLIS	0	0	0	0	0-0	0	0	0	—	—	—	—	—	—	—	—	—	—	—
12-16	MINNESOTA	0	0	0	0	0-0	0	0	0	—	—	—	—	—	—	—	—	—	—	—
12-23	at Pittsburgh	0	0	0	0	0-0	0	0	0	—	—	—	—	—	—	—	—	—	—	—
12-31	at Kansas City	0	0	0	0	0-0	0	0	0	—	—	—	—	—	—	—	—	—	—	—
1-7	CLEVELAND	0	0	0	0	0-0	0	0	0	—	—	—	—	—	—	—	—	—	—	—
TOTALS		0	1	1	0	0-0	0	0	0	—	—	—	—	—	—	—	—	—	—	—



DOWELL, MICHAEL

S #40

Height: 6-0
Weight: 217
College: Miami (Ohio)
Experience: Rookie in 2024

2023 games-starts: 0-0
Career games-starts: 0-0
Born: 1-28-00
Hometown: North Ridgeville, Ohio
Acquired: CFA'24

A college free agent signee of the Bengals in May, Dowell spent the 2022-23 seasons at Miami (Ohio) University after beginning his college career at Michigan State University ('19-21) ... Has experience lining up as a traditional safety and as a nickel CB ... Played in 58 career games (32 at Michigan State, 26 at Miami), and totaled 240 tackles, 11 TFLs, 2.5 sacks, 18 PDs, two INTs, two FFs and two FRs ... Recorded 24 bench press reps at Miami's pro day in March, which would have been the most by any safety at the 2024 NFL Scouting Combine.


Career transactions: Signed with Cincinnati as college free agent on 5-10-24.

College highlights: Spent two seasons (2022-23) at Miami (Ohio), following three seasons ('19-21) at Michigan State ... Redshirted as a true freshman in 2018 at Michigan State. **2023**—Played in 13 games for Miami ... Did not play in Cure Bowl vs. App State on Dec. 16 ... Recorded 61 tackles (33 solos), with 3.5 TFLs ... Added five PDs, two INTs and one FF ... INTs came in back-to-back games to open season ... Logged season-high eight stops with a TFL and a pass breakup in Nov. 25 at Ball State ... Had four tackles and broke up a pass on Dec. 2 vs. Toledo to help RedHawks win Mid-American Conference title game. **2022**—Played in all 13 games for Miami with 12 starts ... Recorded 97 tackles (49 solos), with five TFLs and two sacks, along with six PDs, one FF and one FR ... Recovered a fumble and posted nine tackles on Oct. 8 vs. Kent State ... Had career-best 17 tackles (nine solos) with a sack on Oct. 15 at Bowling

Green. **2021**—Played in 12 games for Michigan State, making four starts at nickel CB ... Totaled 40 tackles (26 solos), two TFLs and three PDs ... Also contributed on special teams ... Had three solo stops and two pass breakups on Sept. 18 at Miami (Fla.) ... Tallied six tackles with a sack on Oct. 16 at Indiana. **2020**—Played in all seven games for Michigan State during season that was limited due to COVID-19 pandemic ... Recorded 27 total tackles (20 solos), which tied for second among MSU defensive backs and ranked fifth overall on the team ... Had a half-sack and one PD ... Logged season-high seven tackles (six solos) on Nov. 7 at Iowa. **2019**—Played in all 13 games for Michigan State as a redshirt freshman ... Lined up for 94 defensive snaps, while primarily contributing on special teams ... Totaled 15 defensive tackles (seven solos) and six special teams tackles ... Also had a FR and a PD ... Logged season-high five defensive stops and broke up a pass on Nov. 9 vs. Illinois ... Earned Academic All-Big Ten honors.

High school: Attended St. Edward High School in Lakewood, Ohio ... Earned all-state honors as a senior in 2017, when he recorded 61 tackles, two sacks, 13 PBUs, one INT, two FFs and one FR ... Also lettered in basketball and track and field.

Personal: Hometown is North Ridgeville, Ohio ... Earned bachelor's degree in finance from Michigan State in December, 2021. Has two older brothers, Andrew and David Dowell, who both played football at Michigan State ... Andrew went on to play LB for the New Orleans Saints from 2020-22.



EVANS, CHRIS

HB #25

Height: 5-11
Weight: 215
College: Michigan
Experience: 4th-year player in 2024

2023 games-starts: 8-0
Career games-starts: 34-1
Born: 10-5-97
Hometown: Indianapolis, Ind.
Acquired: D6b'21

A sixth-round draft pick of the Bengals in 2021, Evans has played in 34 games over his first three seasons as a reserve HB and kick returner ... He has 19 career receptions for 188 yards and three TDs, including the game-winning TD in the fourth quarter of Cincinnati's win over Kansas City in Game 12 of the 2022 season ... Has 89 career rushing yards on 19 attempts ... Served as the team's primary kick returner through the first nine games of 2022 and had 10 KORs for 211 yards (21.1 average) ... Took over kick return role late in 2021 regular season, and during postseason run to Super Bowl LVI he averaged 23.4 yards on nine returns.

Career transactions: Selected by Cincinnati in sixth round of 2021 NFL Draft (202nd overall) ... Signed with Bengals on 5-17-21.

Pro career: 2021—Played in 14 regular-season games (one start) and all four postseason games as a rookie for AFC Champion Bengals ... Carried 17 times for 77 yards (4.5 average) during the regular season, and caught 15 passes for 151 yards and two TDs ... Also took over as team's primary KOR late in the regular season, and averaged 29.0 yards on two returns during the regular season and 23.4 on nine returns in the postseason ... Made NFL debut in season opener vs. Minnesota, playing eight snaps on special teams (no statistics) ... First career catch came on Sept. 19 at Chicago, a 14-yarder on third-and-18 that set up a 53-yard FG on the next play ... First career TD catch was a 24-yarder from QB Joe Burrow on opening offensive possession on Oct. 17 at Detroit ... Made first career start in season finale at Cleveland, and caught four passes for

24 yards and a TD while rushing seven times for 35 yards ... Had one catch for three yards in Super Bowl LVI vs. L.A. Rams. **2022—**Played in 12 regular-season games, serving as the team's primary KOR in Games 1-9 ... Inactive for four regular-season games and all three postseason contests ... Totaled 10 KORs for 211 yards (21.1 average), with a long of 29 yards on Oct. 9 at Baltimore ... Also played 18 offensive snaps as a reserve HB, and caught three passes for 38 yards and a TD ... Hauled in 26-yard reception on third down during Bengals' opening drive on Oct. 31 at Cleveland ... On Dec. 4 vs. Kansas City, caught an eight-yard TD pass from QB Joe Burrow in the fourth quarter that proved to be the game-winner. **2023—**Played in eight games ... Inactive for nine games ... Had two carries for 12 yards, with both coming in season opener on Sept. 10 at Cleveland ... Also registered two KORs for 45 yards, both in Browns game, including 27-yarder to open the game ... Lined up for 122 of a possible 458 special teams snaps (26.6 percent).

College: Spent five seasons (2016-20) at the University of Michigan; did not play in '19 ... Played in 42 career games (six starts), and recorded 320 carries for 1795 yards (5.6 average) and 15 TDs ... Had three career 100-yard rushing games ... Also caught 49 passes for 479 yards and two TDs.

High school/personal: Hometown is Indianapolis, Ind. ... Attended Ben Davis High School in Indianapolis, where as a senior he rushed for 1115 yards and 15 TDs on 188 carries, while catching 40 passes for 511 yards and four TDs ... General studies major at Michigan.

CHRIS EVANS' STATISTICS

YEAR	TEAM	G-S	RUSHING					RECEIVING					SCORING					
			ATT	YDS	AVG	LG	TD	NO	YDS	AVG	LG	TD	TD	TD-R	TD-P	TD-Rt	2-Ptc	PTS
2021	Cincinnati	14-1	17	77	4.5	13	0	15	151	10.1	24t	2	2	0	2	0	0	12
2022	Cincinnati	12-0	0	0	—	—	0	3	38	12.7	26	1	1	0	1	0	0	6
2023	Cincinnati	8-0	2	12	6.0	7	0	1	-1	-1.0	-1	0	0	0	0	0	0	
CAREER		34-1	19	89	4.7	13	0	19	188	9.9	26	3	3	0	3	0	0	18

YEAR	TEAM	SPECIAL TEAMS					KICKOFF RETURNS					PUNT RETURNS									
		ST	AT	TT	FF	FR-YDS	BP	BFG	BXP	NO	YDS	AVG	FC	LG	TD	NO	YDS	AVG	FC	LG	TD
2021	Cincinnati	4	0	4	0	0-0	0	0	0	2	58	29.0	0	29	0	—	—	—	—	—	—
2022	Cincinnati	0	1	1	0	0-0	0	0	0	10	211	21.1	0	29	0	—	—	—	—	—	—
2023	Cincinnati	2	0	2	0	0-0	0	0	0	2	45	22.5	0	27	0	—	—	—	—	—	—
CAREER		6	1	7	0	0-0	0	0	0	14	314	22.4	0	29	0	—	—	—	—	—	—

RUSHING SINGLE-GAME HIGHS: ATTEMPTS—7 (1-9-22 at Cleveland). YARDS—35 (1-9-22 at Cleveland). LONG—13 (11-28-21 vs. Pittsburgh). TOUCHDOWNS—(None).

RECEIVING SINGLE-GAME HIGHS: RECEPTIONS—4 (1-9-22 at Cleveland). YARDS—49 (10-17-21 at Detroit). LONG—26 (10-31-22 at Cleveland). TOUCHDOWNS—1 (three times; most recently 12-4-22 vs. Kansas City).

KICKOFF RETURN SINGLE-GAME HIGHS: RETURNS—3 (10-31-22 at Cleveland). YARDS—58 (1-9-22 at Cleveland). LONG—29 (two times; most recently on 10-9-22 at Baltimore). TOUCHDOWNS—(none).

POSTSEASON

YEAR	TEAM	G-S	RUSHING					RECEIVING					SCORING					
			ATT	YDS	AVG	LG	TD	NO	YDS	AVG	LG	TD	TD	TD-R	TD-P	TD-Rt	2-Ptc	PTS
2021	Cincinnati	4-0	2	13	6.5	9	0	1	3	3.0	3	0	—	—	—	—	—	—
2022	Cincinnati	0-0	DID NOT PLAY*					DID NOT PLAY*					DID NOT PLAY*					
CAREER		4-0	2	13	6.5	9	0	1	3	3.0	3	0	—	—	—	—	—	—

YEAR	TEAM	SPECIAL TEAMS					KICKOFF RETURNS					PUNT RETURNS								
		ST	AT	TT	FF	FR-YDS	BP	BFG	BXP	NO	YDS	AVG	FC	LG	TD	NO	YDS	AVG	FC	LG
2021	Cincinnati	1	0	1	0	0-0	0	0	0	9	211	23.4	32	0	—	—	—	—	—	—
CAREER		1	0	1	0	0-0	0	0	0	9	211	23.4	32	0	—	—	—	—	—	—

* NOTE: Evans was inactive for three postseason games with Cincinnati in 2022.



FORD, CODY

G #61

Height: 6-3
Weight: 329
College: Oklahoma
Experience: 6th-year player in 2024

2023 games-starts: 17-1
Career games-starts: 66-33
Born: 12-28-96
Hometown: Pineville, La.
Acquired: UFA(Ariz.)'23

Ford signed with the Bengals as an unrestricted free agent in 2023 and served as a key depth player in first season in Cincinnati ... Played all 17 games in 2023, serving as sixth offensive lineman and reserve G while also contributing on special teams ... Has played 66 NFL games with 33 starts — 15 at ROT, nine at RG, eight at LG and one as third TE ... Originally was second-round draft pick of Buffalo in 2019 and spent his first three seasons with Bills, then played for Arizona in '22 ... Played collegiately at Oklahoma with OT Orlando Brown Jr.

Career transactions: Selected by Buffalo in second round of 2019 NFL Draft (38th overall) ... Signed with Bills on 5-10-19 ... Acquired by Arizona in trade with Bills on 8-22-22 ... Cardinals contract expired on 3-15-23; became unrestricted free agent ... Signed with Cincinnati as unrestricted free agent on 3-16-23 ... Signed contract extension with Bengals on 3-9-24.

Pro career: 2019—Played in all 16 regular-season games with 15 starts at ROT for the Bills ... Blocked for offense that ranked eighth in the NFL in rushing yards per game (128.4) ... Started at ROT in NFL debut on Sept. 8 at N.Y. Jets ... Started at ROT and played 43 offensive snaps in Wild Card Playoff at Houston on Jan. 4. **2020**—Started seven games for Buffalo (five at LG, two at RG) ... Inactive for four games due to injuries ... Suffered knee injury in practice and spent final six games of regular season and all of postseason on Reserve/Injured list. **2021**—Played in 15 games with seven starts at ROG for Buffalo ... Helped Bills' offense rank fifth in the NFL in total yards per game (381.9) and third in points per game (28.4) ... Played in both of Buffalo's postseason games, seeing action on three offensive snaps and 11 special teams snaps. **2022**—Traded from Buffalo to Arizona during training camp and went on to play in 11 games with three starts at LG for the Cardinals ... Saw action on 29 percent of offensive snaps (349 of 1203), along with 38 special teams snaps. **2023**—Played in all 17 games with one start as a third TE ... Saw action on 78 offensive snaps and 72 special teams snaps ... Made lone start on Nov. 26 vs. Pittsburgh ... Played six offensive snaps on Dec. 16 vs. Minnesota, filling in at RG for Alex Cappa and as a tackle-eligible lineman ... Also filled in for Cappa and entered game as eligible lineman for 11 offensive snaps on Dec. 31 at Kansas City ... Played 19 offensive snaps at LG on Jan. 7 vs. Cleveland.

College: Played in 29 games (21 starts) over four seasons at Oklahoma (2015-18) ... Started 14 games as senior in 2018; earning first-team All-Big 12 and third-team All-America honors ... Pass protected for back-to-back Heisman Trophy winners in QB Baker Mayfield (2017) and QB Kyler Murray ('18) ... Started first three games as sophomore before suffering season-ending leg injury.

High school/personal: Hometown is Pineville, La. ... Attended Pineville High School, where he earned first-team All-State honors as a senior in 2014 ... Also competed in basketball and track and field ... Won the shot put event at the District 2-5A Track and Field Championships as a senior ... Majored in criminology at Oklahoma.

CODY FORD'S STATISTICS

GAMES-STARTS			
YEAR	TEAM	GAMES	STARTS
2019	Buffalo	16	15
2020	Buffalo	7	7
2021	Buffalo	15	7
2022	Arizona	11	3
2023	Cincinnati.....	17	1
BUFF. TOTALS		38	29
ARIZ. TOTALS		11	3
CIN. TOTALS		17	1
CAREER		66	33

POSTSEASON

GAMES-STARTS			
YEAR	TEAM	GAMES	STARTS
2019	Buffalo	1	1
2020	Buffalo	*DID NOT PLAY	
2021	Buffalo	2	0
CAREER		3	1

* NOTE: Ford was on the Reserve/Injured list for three postseason games with Buffalo in 2020.



GEORGE, ALLAN

CB #42

Height: 5-11
Weight: 191
College: Vanderbilt
Experience: 1st-year player in 2024

2023 games-starts: 0-0
Career games-starts: 4-0
Born: 7-16-99
Hometown: Andalusia, Ala.
Acquired: CFA'22

George spent the 2023 season on the Bengals' practice squad after coming to Cincinnati as a college free agent signee in the '22 offseason ... Spent first 12 games of rookie campaign in 2022 on the practice squad, but played in four contests in second half of the regular season ... Was signed to the team's active roster prior to the 2022 regular-season finale and played in all three postseason games ... Played four seasons at Vanderbilt (2018-21), where he showed the ability to line up on the outside or against slot WRs ... He and former Vanderbilt teammate, OT Devin Cochran, both signed with the Bengals as college free agents during the 2022 offseason.

Career transactions: Signed with Cincinnati as college free agent on 5-13-22 ... Waived by Bengals on 9-5-22 ... Signed to Bengals practice squad on 9-6-22 ... Signed to Bengals roster on 1-2-23 ... Waived by Bengals on 8-29-23 ... Signed to Bengals practice squad on 8-30-23 ... Signed to Bengals roster on 1-8-24 (Reserve/Future).

Pro career: 2022—Played in four regular-season games and all three postseason contests as a rookie ... Began the season on Cincinnati's practice squad, where he spent the first eight games before being elevated to active roster for Game 9 ... Was a practice squad elevation for Game 14 and 15, then

was signed to active roster on Jan. 2 ahead of regular-season finale ... Lined up for 36 defensive snaps and 20 special teams snaps during the regular season, totaling two solo tackles ... Made NFL debut on Nov. 6 vs. Carolina ... Both tackles came on Dec. 18 at Tampa Bay ... Played 12 special teams snaps in the postseason. **2023**—Spent entire season on Cincinnati's practice squad ... Saw action in all three preseason games (one start at CB), and logged 10 tackles.

College: Played four seasons at Vanderbilt (2018-21) ... In 45 games played (26 starts), totaled 142 tackles (101 solos), two sacks, two INTs and one FF ... SEC Academic Honor Roll member as a senior ... Redshirted his true freshman season in 2017.

High school/personal: Hometown is Andalusia, Ala. ... Attended Andalusia High School ... Recorded 49 tackles and seven INTs as a senior, helping team to a 12-2 record and appearance in the state semifinals ... Also played basketball ... Married former Vanderbilt cheerleader Katlyn Richardson in July 2021 ... Majored in medicine, health and society at Vanderbilt.

NOTE ABOUT NFL EXPERIENCE: George did not earn an accrued year of experience toward NFL free agency in 2022 or '23.

ALLAN GEORGE'S STATISTICS

YEAR	TEAM	G-S	DEFENSE							INTERCEPTIONS					SCORING				
			ST	AT	TT	SKS-YDS	PD	FF	FR-YDS	NO	YDS	AVG	LG	TD	TD	TD-IntRt	TD-FRRt	S	PTS
2022	Cincinnati	4-0	2	0	2	0-0	0	0	0-0	—	—	—	—	—	—	—	—	—	—
2023	Cincinnati	0-0	DID NOT PLAY*							DID NOT PLAY*					DID NOT PLAY*				
CAREER		4-0	2	0	2	0-0	0	0	0-0	—	—	—	—	—	—	—	—	—	—

POSTSEASON

YEAR	TEAM	G-S	DEFENSE							INTERCEPTIONS					SCORING				
			ST	AT	TT	SKS-YDS	PD	FF	FR-YDS	NO	YDS	AVG	LG	TD	TD	TD-IntRt	TD-FRRt	S	PTS
2022	Cincinnati	3-0	0	0	0	0-0	0	0	0-0	—	—	—	—	—	—	—	—	—	—
CAREER		3-0	0	0	0	0-0	0	0	0-0	—	—	—	—	—	—	—	—	—	—

* NOTE: George was on the practice squad for 17 regular-season games with Cincinnati in 2023.



GESICKI, MIKE

TE #88

Height: 6-6
Weight: 252
College: Penn State
Experience: 7th-year player in 2024

2023 games-starts: 17-10 (N.E.)
Career games-starts: 98-41
Born: 10-3-95
Hometown: Stafford, N.J.
Acquired: UFA(N.E.)'24

The Bengals signed Gesicki in March looking to add an athletic tight end to their group of talented pass catchers ... A downfield threat, Gesicki stands 6-6 and challenges LBs and DBs in coverage ... Has played in 98 regular-season games (41 starts) and caught 260 passes for 2861 yards and 20 TDs ... Entered NFL as second-round draft pick of Miami in 2018, and spent first five seasons ('18-22) with Dolphins before joining New England as UFA in '23 ... Has missed just one game in career (Week 15 of 2020) ... Recorded over 700 receiving yards in back-to-back seasons in 2020 and '21; his 1483 combined receiving yards in those two seasons ranked fifth among NFL TEs ... Was two-time All-Big Ten selection at Penn State, where he finished his career with the most receptions (129), receiving yards (1481) and receiving TDs (15) by a TE in program history.

Career transactions: Selected by Miami in second round of 2018 NFL Draft (42nd overall) ... Signed with Dolphins on 6-19-18 ... Named by Dolphins as designated franchise player on 3-8-22 ... Re-signed with Dolphins on 3-14-22 prior to contract expiring ... Dolphins contract expired on 3-15-23; became unrestricted free agent ... Signed with New England as unrestricted free agent on 3-20-23 ... Patriots contract expired on 3-13-24; became unrestricted free agent ... Signed with Cincinnati as unrestricted free agent on 3-14-24.

Pro career: 2018—Played in all 16 games with seven starts as a rookie for Miami ... Caught 22 passes for 202 yards ... Receptions and receiving yardage total each were third-most in team history by a rookie TE ... Made first start in NFL debut on Sept. 9 vs. Tennessee, catching one pass for 11 yards ... Had season-high 44 yards on three catches on Oct. 21 vs. Detroit. **2019**—Played in all 16 games (five starts) for Miami ... Totaled 51 catches for 570 yards and five TDs ... All five TDs came in final six games of regular season, which tied for second-most in the NFL in that span ... Caught six passes for season-high 95 yards on Nov. 3 vs. N.Y. Jets, with four of his grabs going for a first down ... First career TD was an 11-yarder on Nov. 24 at Cleveland ... Had two TD grabs for first multi-score game of career, and finished with 82 yards on six catches on Dec. 22 vs. Cincinnati ... On Dec. 29 at New England, caught game-winning five-yard TD pass from QB Ryan Fitzpatrick with 24 seconds remaining in fourth quarter. **2020**—Played in 15 games (nine starts) for Miami ... Inactive for Game 14 vs. New England due to shoulder injury ... Caught 53 passes for 703 yards and six TDs ... His 703 receiving yards were fourth-most among all NFL TEs ... Set Dolphins single-game record for receiving yards by a TE with 130 on Sept. 20 vs. Buffalo; finished with eight catches and a TD ... Had four TDs in three-

game span from Games 11-13 ... Caught two TD passes and finished with 65 yards on five grabs on Dec. 13 at Kansas City. **2021**—Played in all 17 games (nine starts) for Miami ... Caught 73 passes for 780 yards and two TDs ... His 73 receptions were fifth-most among NFL TEs and tied for the most in a season by a Dolphins TE ... His 780 receiving yards ranked second by a TE in Dolphins single-season history ... Posted career-high 10 catches for 86 yards on Sept. 26 at Las Vegas ... Logged second 100-yard receiving game of career with season-high 115 on eight catches on Oct. 17 at Jacksonville (game played in London). **2022**—Played in all 17 regular-season games (one start) for Miami ... Had 32 receptions for 362 yards and five TDs ... Caught a TD pass from three different starting QBs ... On Oct. 16 vs. Minnesota, posted six catches for 69 yards, and had two TD receptions in the fourth quarter ... Had three grabs for 38 yards on Oct. 30 at Detroit, including 11-yard TD in third quarter that proved to be game-winner ... Played in first career postseason game in Divisional round on Jan. 15 at Buffalo, and caught two passes for 15 yards and a TD; TD grab was a seven-yarder in second quarter that tied the game 17-17. **2023**—Played in all 17 games with 10 starts for New England ... Caught 29 passes for 244 yards and two TDs ... On Oct. 22 vs. Buffalo, caught game-winning one-yard TD pass from QB Mac Jones with 12 seconds remaining in fourth quarter ... Caught 11-yard TD in third quarter on Dec. 24 at Denver.

College: Spent four seasons (2014-17) at Penn State, playing in 51 games with 36 starts ... Finished career with most receptions (129), receiving yards (1481) and receiving TDs (15) by a TE in program history ... Finished career with at least one reception in 27 straight games ... Earned first-team All-Big Ten and second-team All-America honors as a senior in 2017, when he ranked third in receptions (57), fourth in receiving TDs (nine) and fifth in receiving yards (563) among FBS TEs ... Was a second-team All-Big Ten pick and third-team All-American as a junior in 2016, when his career-high 679 receiving yards led all Big Ten TEs and set a single-season school record for a TE.

High school/personal: Hometown is Stafford, N.J. ... Attended Southern Regional High School in Manahawkin, N.J., where he was the school's all-time leading receiver with 103 receptions for 1817 yards and 16 TDs ... Also played volleyball and basketball ... As a basketball player, he scored a school-record 1867 career points and won the state's dunk contest in 2014 ... Graduated from Penn State in 2018 with a bachelor's degree in advertising and public relations ... Last name is pronounced "geh(hard 'g')-SICK-ee."

MIKE GESICKI'S STATISTICS

YEAR	TEAM	G-S	RECEIVING					RUSHING					SCORING						
			NO	YDS	AVG	LG	TD	ATT	YDS	AVG	LG	TD	TD	TD-R	TD-P	TD-Rt	2-PtC	PTS	
2018	Miami	16-7	22	202	9.2	27	0	—	—	—	—	—	—	0	0	0	0	0	0
2019	Miami	16-5	51	570	11.2	34	5	—	—	—	—	—	—	5	0	5	0	0	30
2020	Miami	15-9	53	703	13.3	70	6	—	—	—	—	—	—	6	0	6	0	0	36
2021	Miami	17-9	73	780	10.7	40	2	—	—	—	—	—	—	2	0	2	0	1	14
2022	Miami	17-1	32	362	11.3	32	5	—	—	—	—	—	—	5	0	5	0	0	30
2023	New England	17-10	29	244	8.4	18	2	—	—	—	—	—	—	2	0	2	0	0	12
MIA. TOTALS		81-31	231	2617	11.3	70	18	—	—	—	—	—	—	18	0	18	0	1	110
N.E. TOTALS		17-10	29	244	8.4	18	2	—	—	—	—	—	—	2	0	2	0	0	12
CAREER		98-41	260	2861	11.0	70	20	—	—	—	—	—	—	20	0	20	0	1	122

PASSING

YEAR	TEAM	ATT	CMP	CMP%	YDS	YDS/ATT	TD	TD%	INT	INT%	LG	SKD-YDS	RAT
2021	Miami	1	0	0.0	0	0.0	0	0.0	0	0.0	—	0-0	39.6
CAREER		1	0	0.0	0	0.0	0	0.0	0	0.0	—	0-0	39.6

RECEIVING SINGLE-GAME HIGHS: RECEPTIONS—10 (for Miami; 9-26-21 at Las Vegas). YARDS—130 (for Miami; 9-20-20 vs. Buffalo). LONG—70 (for Miami; 10-11-20 at San Francisco). TOUCHDOWNS—2 (three times; most recently for Miami on 10-16-22 vs. Minnesota).

POSTSEASON


MIKE GESICKI'S STATISTICS

YEAR	TEAM	G-S	RECEIVING					RUSHING					SCORING						
			NO	YDS	AVG	LG	TD	ATT	YDS	AVG	LG	TD	TD	TD-R	TD-P	TD-Rt	2-PtC	PTS	
2022	Miami	1-0	2	15	7.5	8	1	—	—	—	—	—	—	1	0	1	0	0	6
CAREER		1-0	2	15	7.5	8	1	—	—	—	—	—	—	1	0	1	0	0	6

CAREER GAME-BY-GAME

DATE	OPPONENT	RECEIVING					RUSHING				
		NO	YDS	AVG	LG	TD	ATT	YDS	AVG	LG	TD
2018 / MIAMI											
9-9	TENNESSEE	1	11	11.0	11	0	—	—	—	—	—
9-16	at N.Y. Jets	0	0	—	—	0	—	—	—	—	—
9-23	OAKLAND	3	31	10.3	19	0	—	—	—	—	—
9-30	at New England	1	9	9.0	9	0	—	—	—	—	—
10-7	at Cincinnati	3	26	8.7	16	0	—	—	—	—	—
10-14	CHICAGO	1	11	11.0	11	0	—	—	—	—	—
10-21	DETROIT	3	44	14.7	27	0	—	—	—	—	—
10-25	at Houston	4	14	3.5	10	0	—	—	—	—	—
11-4	N.Y. JETS	0	0	—	—	0	—	—	—	—	—
11-11	at Green Bay	1	5	5.0	5	0	—	—	—	—	—
11-18	— BYE —										
11-25	at Indianapolis	1	5	5.0	5	0	—	—	—	—	—
12-2	BUFFALO	0	0	—	—	0	—	—	—	—	—
12-9	NEW ENGLAND	0	0	—	—	0	—	—	—	—	—
12-16	at Minnesota	2	23	11.5	14	0	—	—	—	—	—
12-23	JACKSONVILLE	1	5	5.0	5	0	—	—	—	—	—
12-30	at Buffalo	1	18	18.0	18	0	—	—	—	—	—
2019 / MIAMI											
9-8	BALTIMORE	2	31	15.5	26	0	—	—	—	—	—
9-15	NEW ENGLAND	1	11	11.0	11	0	—	—	—	—	—
9-22	at Dallas	3	9	3.0	5	0	—	—	—	—	—
9-29	L.A. CHARGERS	0	0	—	—	0	—	—	—	—	—
10-6	— BYE —										
10-13	WASHINGTON	3	51	17.0	30	0	—	—	—	—	—
10-20	at Buffalo	4	41	10.3	17	0	—	—	—	—	—
10-28	at Pittsburgh	2	10	5.0	5	0	—	—	—	—	—
11-3	N.Y. JETS	6	95	15.8	34	0	—	—	—	—	—
11-10	at Indianapolis	3	28	9.3	12	0	—	—	—	—	—
11-17	BUFFALO	4	18	4.5	10	0	—	—	—	—	—
11-24	at Cleveland	3	28	9.3	11t	1	—	—	—	—	—
12-1	PHILADELPHIA	5	79	15.8	21	1	—	—	—	—	—
12-8	at N.Y. Jets	1	6	6.0	6	0	—	—	—	—	—
12-15	at N.Y. Giants	4	47	11.8	24	0	—	—	—	—	—
12-22	CINCINNATI	6	82	13.7	31t	2	—	—	—	—	—
12-29	at New England	4	34	8.5	14	1	—	—	—	—	—
2020 / MIAMI											
9-13	at New England	3	30	10.0	18	0	—	—	—	—	—
9-20	BUFFALO	8	130	16.3	27	1	—	—	—	—	—
9-24	at Jacksonville	1	15	15.0	15t	1	—	—	—	—	—
10-4	SEATTLE	1	15	15.0	15	0	—	—	—	—	—
10-11	at San Francisco	5	91	18.2	70	0	—	—	—	—	—
10-18	N.Y. JETS	0	0	—	—	0	—	—	—	—	—
10-25	— BYE —										
11-1	L.A. RAMS	1	89	8.0	8	0	—	—	—	—	—
11-8	at Arizona	3	42	14.0	19	0	—	—	—	—	—
11-15	L.A. CHARGERS	2	40	20.0	23	0	—	—	—	—	—
11-22	at Denver	4	43	10.8	25	0	—	—	—	—	—
11-29	at N.Y. Jets	2	35	17.5	22	1	—	—	—	—	—
12-6	CINCINNATI	9	88	9.8	20	1	—	—	—	—	—
12-13	KANSAS CITY	5	65	13.0	29t	2	—	—	—	—	—
12-20	NEW ENGLAND			INACTIVE				INACTIVE			
12-26	at Las Vegas	4	54	13.5	31	0	—	—	—	—	—
1-3	at Buffalo	5	47	9.4	23	0	—	—	—	—	—
2021 / MIAMI											
9-12	at New England	0	0	—	—	0	—	—	—	—	—
9-19	BUFFALO	3	41	13.7	18	0	—	—	—	—	—
9-26	at Las Vegas	10	86	8.6	27	0	—	—	—	—	—
10-3	INDIANAPOLIS	5	57	11.4	22	1	—	—	—	—	—
10-10	at Tampa Bay	4	43	10.8	23	0	—	—	—	—	—
10-17	at Jacksonville	8	115	14.4	32	0	—	—	—	—	—
10-24	ATLANTA	7	85	12.1	27	1	—	—	—	—	—
10-31	at Buffalo	3	48	16.0	40	0	—	—	—	—	—
11-7	HOUSTON	4	54	13.5	18	0	—	—	—	—	—
11-11	BALTIMORE	0	0	—	—	0	—	—	—	—	—
11-21	at N.Y. Jets	5	50	10.0	26	0	—	—	—	—	—
11-28	CAROLINA	3	17	5.7	7	0	—	—	—	—	—
12-5	N.Y. GIANTS	7	46	6.6	17	0	—	—	—	—	—
12-12	— BYE —										
12-19	N.Y. JETS	5	43	8.6	20	0	—	—	—	—	—
12-27	at New Orleans	3	22	7.3	12	0	—	—	—	—	—
1-2	at Tennessee	4	51	12.8	15	0	—	—	—	—	—
1-9	NEW ENGLAND	2	22	11.0	13	0	—	—	—	—	—

DATE	OPPONENT	RECEIVING					RUSHING				
		NO	YDS	AVG	LG	TD	ATT	YDS	AVG	LG	TD
2022 / MIAMI											
9-11	NEW ENGLAND	1	1	1.0	1	0	—	—	—	—	—
9-18	at Baltimore	4	41	10.3	14t	1	—	—	—	—	
9-25	BUFFALO	1	6	6.0	6	0	—	—	—	—	
9-29	at Cincinnati	2	23	11.5	21	0	—	—	—	—	
10-9	at N.Y. Jets	1	30	30.0	30	0	—	—	—	—	
10-16	MINNESOTA	6	69	11.5	18	2	—	—	—	—	
10-23	PITTSBURGH	3	27	9.0	18	0	—	—	—	—	
10-30	at Detroit	3	38	12.7	20	1	—	—	—	—	
11-6	at Chicago	1	3	3.0	3	0	—	—	—	—	
11-13	CLEVELAND	2	31	15.5	16	0	—	—	—	—	
11-20	— BYE —										
11-27	HOUSTON	0	0	—	—	0	—	—	—	—	
12-4	at San Francisco	0	0	—	—	0	—	—	—	—	
12-11	at L.A. Chargers	0	0	—	—	0	—	—	—	—	
12-17	at Buffalo	1	5	5.0	5	0	—	—	—	—	
12-25	GREEN BAY	1	24	24.0	24	0	—	—	—	—	
1-1	at New England	2	18	9.0	14	1	—	—	—	—	
1-8	N.Y. JETS	4	46	11.5	32	0	—	—	—	—	
Postseason											
1-15	at Buffalo	2	15	7.5	8	1	—	—	—	—	
2023 / NEW ENGLAND											
9-10	PHILADELPHIA	3	36	12.0	17	0	—	—	—	—	
9-17	MIAMI	5	33	6.6	14	0	—	—	—	—	
9-24	at N.Y. Jets	1	18	18.0	18	0	—	—	—	—	
10-1	at Dallas	1	12	12.0	12	0	—	—	—	—	
10-8	NEW ORLEANS	2	17	8.5	9	0	—	—	—	—	
10-15	at Las Vegas	3	28	9.3	15	0	—	—	—	—	
10-22	BUFFALO	2	5	2.5	4	1	—	—	—	—	
10-29	at Miami	2	11	5.5	6	0	—	—	—	—	
11-5	WASHINGTON	0	0	—	—	0	—	—	—	—	
11-12	INDIANAPOLIS	2	22	11.0	11	0	—	—	—	—	
11-19	— BYE —										
11-26	at N.Y. Giants	0	0	—	—	0	—	—	—	—	
12-3	L.A. CHARGERS	0	0	—	—	0	—	—	—	—	
12-7	at Pittsburgh	0	0	—	—	0	—	—	—	—	
12-17	KANSAS CITY	1	7	7.0	7	0	—	—	—	—	
12-24	at Denver	2	15	7.5	11t	1	—	—	—	—	
12-31	at Buffalo	4	35	8.8	14	0	—	—	—	—	
1-7	N.Y. JETS	1	5	5.0	5	0	—	—	—	—	



GILLIAM, NATE

C #66

Height: 6-5
Weight: 300
College: Wake Forest
Experience: 1st-year player in 2024

2023 games-starts: 0-0
Career games-starts: 0-0
Born: 7-6-97
Hometown: Knoxville, Tenn.
Acquired: FA'22

The Bengals signed Gilliam midway through training camp in 2022, adding a depth player in the offensive line room ... He was waived during final cuts that year, but then was signed to Cincinnati's practice squad, where he has spent the past two seasons ... Gilliam originally entered the league in 2020 as a college free agent signee of the L.A. Chargers ... Spent his entire 2020 rookie campaign and part of the '21 season on the Chargers' practice squad, then later was signed to Pittsburgh's practice squad in December 2021 ... Has yet to make his NFL debut.

Career transactions: Signed with L.A. Chargers as college free agent on 4-30-20 ... Waived by Chargers on 9-5-20 ... Signed to Chargers practice squad on 9-6-20 ... Signed to Chargers roster on 1-4-21 (Reserve/Future) ... Waived by Chargers on 8-31-21 ... Signed to Chargers practice squad on 9-1-21 ... Released from Chargers practice squad on 10-26-21 ... Signed to Pittsburgh practice squad on 12-21-21 ... Released from Steelers practice squad on 12-28-21 ... Signed to Steelers practice squad on 1-7-22 ... Signed to Steelers roster on 1-18-22 (Reserve/Future) ... Waived by Steelers on 8-16-22 ... Signed with Cincinnati as free agent on 8-19-22 ... Waived by Bengals on 8-30-22 ... Signed to Bengals practice squad on 8-31-22 ... Signed to Bengals roster on 1-31-23 (Reserve/Future) ... Waived by Bengals on 8-29-23 ... Signed to Bengals practice squad on 8-30-23 ... Signed to Bengals roster on 1-8-24 (Reserve/Future).

Pro career: 2020—Spent training camp with the L.A. Chargers after signing as a college free agent during offseason ... Spent entire regular season on Chargers' practice squad. **2021**—Spent first six games on Chargers' practice squad, then was waived following team's bye week ... Was not with an NFL team from Weeks 8-15, before he was signed to Pittsburgh's practice squad. **2022**—Spent entire season on Cincinnati's practice squad ... Waived by Pittsburgh midway through training camp, before signing with the Bengals as a free agent. **2023**—Spent entire season on Cincinnati's practice squad.

College: Spent four seasons at Wake Forest University (2016-19), playing in 47 career games ... Third-team All-ACC selection as a senior in 2019,

when he started all 12 games ... As a junior, started all 13 games and played a team-high 1121 offensive snaps.

High school/personal: Hometown is Knoxville, Tenn. ... Attended Farragut High School in Knoxville, where as a senior he was a team captain and named first-team All-State in Class 6A ... Brother, Jacob, was a starting offensive lineman at the University of Tennessee in 2014 ... Graduated from Wake Forest in December 2018 with a bachelor's degree in economics ... Last name is pronounced "GILL-um."

NOTE ABOUT NFL EXPERIENCE: Gilliam did not earn an accrued year of experience toward NFL free agency in 2020, '21, '22 or '23.


NATE GILLIAM'S STATISTICS

GAMES-STARTS			
YEAR	TEAM	GAMES	STARTS
2020	L.A. Chargers	*DID NOT PLAY	
2021	L.A. Chargers	*DID NOT PLAY	
	Pittsburgh	*DID NOT PLAY	
2022	Cincinnati.....	*DID NOT PLAY	
2023	Cincinnati.....	*DID NOT PLAY	
CAREER		0	0

POSTSEASON

GAMES-STARTS			
YEAR	TEAM	GAMES	STARTS
2021	Pittsburgh	*DID NOT PLAY	
2022	Cincinnati.....	*DID NOT PLAY	
CAREER		0	0

* NOTE: Gilliam was on the practice squad for 16 regular-season games with the L.A. Chargers in 2020. In 2021, he was on the practice squad for six regular-season games with the L.A. Chargers, and he was on the practice squad for two regular-season games and one postseason game with Pittsburgh. In 2022, he was on the practice squad for 16 regular-season games and three postseason games with Cincinnati. In 2023, he was on the practice squad for 17 regular-season games.



GRANDY, CAM

TE #85

Height: 6-5
Weight: 253
College: Illinois State
Experience: Rookie in 2024

2023 games-starts: 0-0
Career games-starts: 0-0
Born: 11-19-99
Hometown: Benson, Ill.
Acquired: CFA'24

Grandy joined the Bengals as a college free agent signee in May, after putting together an All-American season at the FCS level in his lone year at Illinois State University in 2023 ... In 11 starts for the Redbirds, he led all Missouri Valley Football Conference tight ends with 612 receiving yards on 63 catches, with three TDs ... Transferred to Northern Illinois from Missouri Western State University, where he spent five seasons (2018-22), but only played in three ('18-19, '22) ... In 31 games played at Missouri Western State, he totaled 57 receptions for 601 yards and six TDs, and earned second-team All-Mid-America Intercollegiate Athletics Association honors in 2022 ... Played quarterback, defensive back and defensive end in high school, in addition to TE.

Career transactions: Signed with Cincinnati as college free agent on 5-10-24.

College highlights: Spent one season (2023) at Illinois State, following three seasons played ('18-19, '22) at Missouri Western State. **2023—** Started 11 games in lone season at Illinois State ... Named consensus first-team FCS All-American and first-team All-Missouri Valley Football Conference ... Caught 63 passes for 612 yards and three TDs ... Ranked second on team in receptions ... His 612 receiving yards led all MVFC tight ends and ranked 10th overall in the conference ... Had six grabs for 56 yards and first TD of season on Sept. 9 at Western Illinois ... Recorded season highs in catches (11) and

receiving yards (112) with a TD on Oct. 28 vs. Northern Iowa. **2022—** Played in 11 games for Missouri Western State ... Named second-team All-Mid-America Intercollegiate Athletics Association ... Caught 31 passes for 275 yards ... Also rushed one time for a one-yard TD ... Had season highs in receptions (six) and receiving yards (58) on Sept. 24 vs. Washburn. **2021—** Did not play. **2020—** Did not play, as season was canceled due to COVID-19 pandemic. **2019—** Played in all 12 games with four starts for Missouri Western State ... Named honorable mention All-MIAA ... Caught 20 passes for 261 yards and five TDs ... Scored four TDs in three-game span, led off by two-TD performance on Oct. 19 at Central Oklahoma; finished game with season highs in catches (four) and receiving yards (55). **2018—** Played in eight games for Missouri Western State as a true freshman ... Caught six passes for 65 yards and a TD ... Scored first career TD on 12-yard catch on Nov. 3 at Nebraska-Kearney.

High school: Attended Fieldcrest High School in Minonk, Ill. ... As a senior in 2017, he was named first-team All-Heart of Illinois Conference at quarterback, second-team at defensive back and honorable mention at defensive end ... Earned Illinois all-state honorable mention ... Named Peoria Journal Star Offensive Player of the Year.

Personal: Hometown is Benson, Ill. ... Earned spot on MIAA Academic Honor Roll in 2021 and '22.



GUNTER, JEFF

DE #93

Height: 6-4
Weight: 263
College: Coastal Carolina
Experience: 2nd-year player in 2024

2023 games-starts: 0-0
Career games-starts: 10-0
Born: 6-1-99
Hometown: Durham, N.C.
Acquired: D7'22

A seventh-round draft pick of the Bengals in 2022, Gunter earned a roster spot out of training camp and saw action in 10 games as a rookie, then spent the entire '23 season on the team's practice squad ... He lined up for 37 defensive snaps and 78 special teams snaps during his rookie campaign ... Racked up 18 sacks in four seasons at Coastal Carolina University (2017-18, '20-21), where he was a three-time All-Sun Belt Conference selection ... Transferred to North Carolina State for the 2019 season, but returned to Coastal Carolina for junior and senior years.

Career transactions: Selected by Cincinnati in seventh round of 2022 NFL Draft (252nd overall) ... Signed with Bengals on 5-20-22 ... Waived by Bengals on 8-29-23 ... Signed to Bengals practice squad on 8-30-23 ... Signed to Bengals roster on 1-8-24 (Reserve/Future).

Pro career: 2022—Played in 10 regular-season games as a rookie ... Inactive for five regular-season games and all three postseason contests ... Saw action on 37 defensive snaps and 78 special teams snaps in regular season ... Sustained knee injury in warmups of Oct. 16 game at New Orleans that made him active/DNP for that contest and inactive for Game 7 vs. Atlanta ... Logged an assisted tackle on Dec. 18 at Tampa Bay for his first career stop. **2023**—Spent

entire season on Cincinnati's practice squad.

College: Played four seasons at Coastal Carolina (2017-18, '20-21) ... Transferred to North Carolina State in 2019, but did not play in any games due to NCAA transfer rules and returned to Coastal Carolina the following year ... Recorded 174 tackles (96 solo), 18 sacks, 40 TFLs, nine FFs, one FR, five PDs and one INT ... Also had two blocked kicks on special teams ... His 18 sacks rank second in program history ... Named first-team All-Sun Belt Conference in 2018 and '20, and second-team in '21 ... Received invitations to play in the 2022 East-West Shrine Bowl and NFLPA Collegiate Bowl.

High school/personal: Hometown is Durham, N.C., where he attended Riverside High School ... Earned all-conference honors as junior and senior ... As senior, he tallied 55 tackles, 12 TFLs, 8.5 sacks and an INT ... His college roommate was Tarron Jackson, who now plays DE for the Philadelphia Eagles ... Graduated from Coastal Carolina with degree in economics in December 2020.

NOTE ABOUT NFL EXPERIENCE: Gunter did not earn an accrued year of experience toward NFL free agency in 2023.


JEFF GUNTER'S STATISTICS

YEAR	TEAM	G-S	DEFENSE							INTERCEPTIONS					SCORING						
			ST	AT	TT	SKS-YDS	PD	FF	FR-YDS	NO	YDS	AVG	LG	TD	TD	TD-IntRt	TD-FRRt	S	PTS		
2022	Cincinnati	10-0	0	1	1	0-0	0	0	0-0	—	—	—	—	—	—	—	—	—	—		
2023	Cincinnati	0-0	DID NOT PLAY*							DID NOT PLAY*					DID NOT PLAY*						
CAREER		10-0	0	1	1	0-0	0	0	0-0	—	—	—	—	—	—	—	—	—	—		
YEAR	TEAM	G-S	SPECIAL TEAMS							KICKOFF RETURNS					PUNT RETURNS						
			ST	AT	TT	FF	FR-YDS	BP	BFG	BXP	NO	YDS	AVG	FC	LG	TD	NO	YDS	AVG	FC	LG
2022	Cincinnati	0-0	0	0	0	0	0-0	0	1	0	—	—	—	—	—	—	—	—	—	—	—
CAREER		0-0	0	0	0	0	0-0	0	1	0	—	—	—	—	—	—	—	—	—	—	—

POSTSEASON

YEAR	TEAM	G-S	DEFENSE							INTERCEPTIONS					SCORING					
			ST	AT	TT	SKS-YDS	PD	FF	FR-YDS	NO	YDS	AVG	LG	TD	TD	TD-IntRt	TD-FRRt	S	PTS	
2022	Cincinnati	0-0	DID NOT PLAY*							DID NOT PLAY*					DID NOT PLAY*					
CAREER		0-0	0	0	0	0-0	0	0	0-0	—	—	—	—	—	—	—	—	—	—	—

* NOTE: Gunter was inactive for three postseason games with Cincinnati in 2022. In 2023, he was on the practice squad for 17 regular-season games with Cincinnati.



HARPER, DEVIN

LB #56

Height: 6-0
Weight: 238
College: Oklahoma State
Experience: 3rd-year player in 2024

2023 games-starts: 9-0 (3-0 Dall.; 6-0 Cin.)
Career games-starts: 12-0
Born: 5-13-98
Hometown: Knoxville, Tenn.
Acquired: W(Dall.)'23

Harper was acquired by Cincinnati on waivers on Sept. 29, after playing in the first three games of the 2023 season with the Dallas Cowboys ... Originally drafted by the Cowboys in the sixth round (193rd overall) in 2022, he played in the first three games of his rookie season (primarily on special teams) before suffering a season-ending Achilles injury ... Spent five seasons at Oklahoma State University (2017-21; redshirted in '16), where he earned honorable mention All-Big 12 honors as a team captain in '21.

Career transactions: Selected by Dallas in sixth round of 2022 NFL Draft (193rd overall) ... Signed with Cowboys on 5-13-22 ... Waived by Cowboys on 9-28-23 ... Acquired by Cincinnati on waivers from Cowboys on 9-29-23.

Pro career: 2022—Played in three games for Dallas as a special teams contributor ... Made NFL debut on Sept. 11 vs. Tampa Bay, and also saw playing time on Sept. 18 vs. Cincinnati and on Sept. 26 at N.Y. Giants ... Inactive for four games before spending remainder of the season on Reserve/Injured list due to an Achilles injury. **2023**—Played in first three games of the season for Dallas ... Logged two defensive tackles and a special teams tackle for the Cowboys, before being waived on Sept. 28 ... Acquired by Cincinnati on waivers the

following day, and went on to play in six games for the Bengals ... Recorded two special teams tackles ... Inactive for eight games ... Made Bengals debut on Oct. 8 at Arizona, notching a special teams stop.

College: Spent six seasons at Oklahoma State University (2016-21) ... Redshirted as a true freshman in 2016, and used additional year of eligibility due to COVID-19 pandemic ... Totaled 216 career tackles, with 26.5 TFLs and 13.5 sacks ... Added two INTs and two FFs ... Named honorable mention All-Big 12 (coaches) and first-team Academic All-Big 12 in 2021 ... In 2021, Started 13 of 14 games played and finished as the team's second leading tackler with 96 stops (61 solos), including six sacks and 10 TFLs.

High school/personal: Hometown is Knoxville, Tenn. ... Attended Karns High School (Knoxville), where he lined up on both offense and defense ... Earned all-state honors as a senior, when he averaged 213 all-purpose yards per game offensively while tallying 40 defensive tackles ... Also competed in basketball and track and field ... Younger brother, Thomas, also played football at Oklahoma State ... Received bachelor's degree in university studies from Oklahoma State in December 2019 ... Has a son, Camden Ryder.

DEVIN HARPER'S STATISTICS


YEAR	TEAM	G-S	DEFENSE							INTERCEPTIONS					SCORING				
			ST	AT	TT	SKS-YDS	PD	FF	FR-YDS	NO	YDS	AVG	LG	TD	TD	TD-IntRt	TD-FRRt	S	PTS
2022	Dallas	3-0	0	0	0	0-0	0	0	0-0	—	—	—	—	—	—	—	—	—	
2023	Dallas	3-0	1	1	2	0-0	0	0	0-0	—	—	—	—	—	—	—	—		
	Cincinnati	6-0	0	0	0	0-0	0	0	0-0	—	—	—	—	—	—	—	—		
DALL. TOTALS		6-0	1	1	2	0-0	0	0	0-0	—	—	—	—	—	—	—	—		
CIN. TOTALS		6-0	0	0	0	0-0	0	0	0-0	—	—	—	—	—	—	—	—		
CAREER		12-0	1	1	2	0-0	0	0	0-0	—	—	—	—	—	—	—	—		

YEAR	TEAM	ST	AT	TT	FF	SPECIAL TEAMS			KICKOFF RETURNS						PUNT RETURNS					
						FR-YDS	BP	BFG	BXP	NO	YDS	AVG	FC	LG	TD	NO	YDS	AVG	FC	LG
2022	Dallas	0	0	0	0	0-0	0	0	0	—	—	—	—	—	—	—	—	—		
2023	Dallas	1	0	1	0	0-0	0	0	0	—	—	—	—	—	—	—	—	—		
	Cincinnati	2	0	2	0	0-0	0	0	0	—	—	—	—	—	—	—	—	—		
DALL. TOTALS		1	0	1	0	0-0	0	0	0	—	—	—	—	—	—	—	—	—		
CIN. TOTALS		2	0	2	0	0-0	0	0	0	—	—	—	—	—	—	—	—	—		
CAREER		3	0	3	0	0-0	0	0	0	—	—	—	—	—	—	—	—	—		

POSTSEASON

YEAR	TEAM	G-S	DEFENSE							INTERCEPTIONS					SCORING				
			ST	AT	TT	SKS-YDS	PD	FF	FR-YDS	NO	YDS	AVG	LG	TD	TD	TD-IntRt	TD-FRRt	S	PTS
2022	Dallas	0-0	DID NOT PLAY*							DID NOT PLAY*					DID NOT PLAY*				
CAREER		0-0	0	0	0	0-0	0	0	0-0	—	—	—	—	—	—	—	—	—	

* NOTE: Harper was on the Reserve/Injured list for one postseason game with Dallas in 2022.



HENDRICKSON, TREY

DE #91

Height: 6-4
Weight: 270
College: Florida Atlantic
Experience: 8th-year player in 2024

2023 games-starts: 17-17
Career games-starts: 93-64
Born: 12-5-94
Hometown: Apopka, Fla.
Acquired: UFA(N.O.)'21

A premier pass rusher, Hendrickson has earned a Pro Bowl selection in each of his three seasons with the Bengals after signing with Cincinnati as an unrestricted free agent in 2021 ... He posted a career-high 17.5 sacks in 2023, which tied for second in the NFL and rank second in Bengals single-season history (DE Coy Bacon, 22.0 in 1976) ... His 53.0 sacks since the start of the 2020 campaign are third most in the league ... He has led Cincinnati in sacks in each of the past three years, with 14.0 in 2021 followed by eight in '22 ... Carried his strong 2021 regular season into the playoffs, when he had 3.5 sacks in four postseason games to help lead the Bengals to Super Bowl LVI ... Also has 12 career FFs, with three in each of the past three seasons ... Originally a third-round pick of New Orleans in 2017, and spent his first four NFL seasons with the Saints ... After filling rotational role in first three seasons, he earned a larger role in 2020 and tied for NFC lead with 13.5 sacks.

Career transactions: Selected by New Orleans in third round of 2017 NFL Draft (103rd overall) ... Signed with Saints on 6-2-17 ... Saints contract expired on 3-17-21; became unrestricted free agent ... Signed with Cincinnati as unrestricted free agent on 3-19-21 ... Signed contract extension with Bengals on 7-27-23.

Pro career: 2017—Played in 12 games as a rookie for New Orleans ... Missed final three games with an ankle injury, but returned for the playoffs ... Posted 13 tackles, two sacks, two PDs and a FF ... Made NFL debut on Sept. 17 vs. New England, and recorded three tackles before leaving game in the second quarter (left leg) ... Recorded first career sack and FF on the same play on Sept. 24 at Carolina, when he took down Cam Newton in the third quarter. **2018**—Played in five games for New Orleans and had eight tackles ... Played in NFC Championship vs. L.A. Rams (no statistics). **2019**—Played in 13 games (three starts) for New Orleans ... Totaled 19 tackles, 4.5 sacks and a FF ... Recorded first career multi-sack game in season opener vs. Houston, with each coming on third down ... Started in Wild Card Playoff vs. Minnesota and recorded a sack. **2020**—Started 15 games for New Orleans ... Inactive for Dec. 25 contest vs. Minnesota ... Posted 25 tackles (22 solos), with 13.5 sacks, one FF and one PD ... Sack total tied for second in the NFL ... Had 1.5 sacks (both on third down) of Justin Herbert on Oct. 12 on Monday Night Football ... Sacked Tom Brady on consecutive plays for a combined loss of 13 yards on Nov. 8 at Tampa Bay ... On Dec. 20 vs. Kansas City, sacked Patrick Mahomes twice, including a sack-fumble (Saints recovered) that set up a score three plays later ... Started Divisional Playoff vs. Tampa Bay (no statistics). **2021**—Played in 16 regular-season games (14 starts at RDE) and four postseason games (all starts at RDE) in first Bengals season ... Tallied 34 tackles, 14.0 sacks and three FFs to earn first career Pro Bowl selection ... Sack total ranked fifth in the NFL and second in team history (since surpassed by Hendrickson) ... Recorded at least a half sack in 11 straight games (Games 5-15), the longest such streak in team history and tied for the second longest in NFL history ... Sacked QB Aaron Rodgers twice on Oct. 10 vs. Green Bay ... On Nov. 21 at Las Vegas, recorded a strip sack of Raiders QB Derek Carr, which DE Sam Hubbard recovered ... Forced another Carr fumble on a strip sack in the Wild Card Playoff vs. Las Vegas, which Bengals recovered to set up FG drive ... Recorded third-down sacks of QB Patrick Mahomes on consecutive possessions in the fourth quarter of

AFC Championship, both of which forced punts ... Took down QB Matthew Stafford for seven-yard sack in Super Bowl LVI vs. L.A. Rams. **2022**—Started 15 regular-season games and all three postseason games at RDE ... Inactive for Game 14 at Tampa Bay due to a right wrist injury ... Earned second consecutive Pro Bowl nod ... Totaled 32 tackles (22 solos), with team-leading eight sacks ... Also had three FFs and three PDs ... On Sept. 25 at the N.Y. Jets, logged 2.5 sacks and two FFs (one recovered by Bengals) to earn AFC Defensive Player of the Week honors for first time in career; became first Bengal since at least 2000 with two-plus sacks and two FFs in a single game ... Had two sacks in regular-season finale vs. Baltimore, with the first being a strip sack that led to recovery in end zone by DE Joseph Ossai for Bengals TD ... Lined up for 103 of a possible 173 defensive snaps in the postseason ... Had two postseason tackles, both in the AFC Championship at Kansas City. **2023**—Started all 17 games at RDE ... Totaled 43 tackles, with 17.5 sacks and 16 TFLs, along with three FFs and three PDs ... His sack total tied for second in the NFL and ranks second in team history behind DE Coy Bacon's 22.0 in 1976 ... Recorded at least one full sack in seven straight games from Games 10-16, which tied Seattle LB Boye Mafe for the longest streak in the NFL in 2023 ... Logged first sack of season in opener on Sept. 10 at Cleveland, bringing down QB Deshaun Watson for loss of three yards in the third quarter ... Tallied two sacks on Sept. 25 vs. L.A. Rams, with one dropping QB Matthew Stafford on third down to force Rams FG attempt ... Tied career high with 2.5 sacks on Oct. 8 at Arizona, including a strip sack in fourth quarter that was recovered by DE Sam Hubbard and set up Bengals FG drive ... On Oct. 29 at San Francisco, sacked QB Brock Purdy late in fourth quarter resulting in fumble that was recovered by DT B.J. Hill to help seal win ... Notched two sacks, including one on fourth down in the fourth quarter, on Dec. 10 vs. Indianapolis, along with a PD that led to fourth-quarter INT by Hill ... Sacked Vikings QB Nick Mullens late in fourth quarter to help send game to overtime on Dec. 16 vs. Minnesota, reaching career high of 15 on the season ... Had another strip sack on Dec. 31 at Kansas City, forcing a QB Patrick Mahomes fumble that was recovered by Hubbard to set up second-quarter Bengals TD.

Pro Bowl participation: Selected to three games (2021-23) as a reserve DE for the AFC ... Did not play in 2021 season game, as Bengals advanced to Super Bowl LVI ... Voted to and participated in Pro Bowl Games following both the 2022 and '23 seasons.

College: Played four seasons (2013-16) at Florida Atlantic ... Finished career with a school-record 29.5 sacks, along with 42.5 tackles for losses, eight FFs, two FRs and three PDs ... Earned first-team All-Conference USA honors as a senior, and was named the conference's Defensive MVP.

High school/personal: Hometown is Apopka, Fla. (outside Orlando) ... Attended Apopka High School, where he helped his team to a state championship as a senior in 2012 ... As a senior, had three INTs and two TDs on defense, 547 receiving yards and seven TDs on offense, and two blocked punts and a blocked PAT on special teams ... His father, Collie, played football at Missouri Southern State University ... Criminal justice major at FAU.

TREY HENDRICKSON'S STATISTICS

YEAR	TEAM	G-S	DEFENSE						INTERCEPTIONS					SCORING					
			ST	AT	TT	SKS-YDS	PD	FF	FR-YDS	NO	YDS	AVG	LG	TD	TD	TD-IntRt	TD-FRRt	S	PTS
2017	New Orleans	12-0	7	6	13	2-15	2	1	0-0	—	—	—	—	—	—	—	—	—	—
2018	New Orleans	5-0	7	1	8	0-0	0	0	0-0	—	—	—	—	—	—	—	—	—	—
2019	New Orleans	13-3	11	8	19	4.5-24	0	1	0-0	—	—	—	—	—	—	—	—	—	—
2020	New Orleans	15-15	22	3	25	13.5-71	1	1	0-0	—	—	—	—	—	—	—	—	—	—
2021	Cincinnati	16-14	21	13	34	14-96.5	0	3	0-0	—	—	—	—	—	—	—	—	—	—
2022	Cincinnati	15-15	22	10	32	8-47.5	3	3	0-0	—	—	—	—	—	—	—	—	—	—
2023	Cincinnati	17-17	28	15	43	17.5-121.5	3	3	0-0	—	—	—	—	—	—	—	—	—	—
N.O. TOTALS		45-18	47	18	65	20-110	3	3	0-0	—	—	—	—	—	—	—	—	—	—
CIN. TOTALS		48-46	71	38	109	39.5-265.5	6	9	0-0	—	—	—	—	—	—	—	—	—	—
CAREER		93-64	118	56	174	59.5-375.5	9	12	0-0	—	—	—	—	—	—	—	—	—	—

POSTSEASON																			
YEAR	TEAM	G-S	DEFENSE							INTERCEPTIONS					SCORING				
			ST	AT	TT	SKS-YDS	PD	FF	FR-YDS	NO	YDS	AVG	LG	TD	TD	TD-IntRt	TD-FRRt	S	PTS
2017	New Orleans	2-0	3	1	4	0-0	0	0	0-0	—	—	—	—	—	—	—	—	—	—
2018	New Orleans	1-0	0	0	0	0-0	0	0	0-0	—	—	—	—	—	—	—	—	—	—
2019	New Orleans	1-1	5	0	5	1-6	1	0	0-0	—	—	—	—	—	—	—	—	—	—
2020	New Orleans	1-1	0	0	0	0-0	0	0	0-0	—	—	—	—	—	—	—	—	—	—
2021	Cincinnati	4-4	5	3	8	3.5-33.5	0	1	0-0	—	—	—	—	—	—	—	—	—	—
2022	Cincinnati	3-3	1	1	2	0-0	0	0	0-0	—	—	—	—	—	—	—	—	—	—
N.O. TOTALS		5-2	8	1	9	1-6	1	0	0-0	—	—	—	—	—	—	—	—	—	—
CIN. TOTALS		7-7	6	4	10	3.5-33.5	0	1	0-0	—	—	—	—	—	—	—	—	—	—
CAREER		12-9	14	5	19	4.5-39.5	1	1	0-0	—	—	—	—	—	—	—	—	—	—

2023 GAME-BY-GAME																			
DATE	OPPONENT	DEFENSE									INTERCEPTIONS								
		ST	AT	TT	SKS-YDS	INT-YDS	PD	FF	FR-YDS	NO	YDS	AVG	LG	TD					
9-10	at Cleveland	1	2	3	1-3	0-0	1	0	0-0	—	—	—	—	—					
9-17	BALTIMORE	1	1	2	0-0	0-0	0	0	0-0	—	—	—	—	—					
9-25	L.A. RAMS	2	0	2	2-15	0-0	0	0	0-0	—	—	—	—	—					
10-1	at Tennessee	3	3	6	0.5-5.5	0-0	0	0	0-0	—	—	—	—	—					
10-8	at Arizona	2	2	4	2.5-10	0-0	1	1	0-0	—	—	—	—	—					
10-15	SEATTLE	3	1	4	1-12	0-0	0	0	0-0	—	—	—	—	—					
10-22	— BYE —									—	—	—	—	—					
10-29	at San Francisco	1	0	1	1-12	0-0	0	1	0-0	—	—	—	—	—					
11-5	BUFFALO	1	0	1	0-0	0-0	0	0	0-0	—	—	—	—	—					
11-12	HOUSTON	2	2	4	0.5-0	0-0	0	0	0-0	—	—	—	—	—					
11-16	at Baltimore	2	0	2	1-9	0-0	0	0	0-0	—	—	—	—	—					
11-26	PITTSBURGH	2	0	2	1-8	0-0	0	0	0-0	—	—	—	—	—					
12-4	at Jacksonville	1	0	1	1-7	0-0	0	0	0-0	—	—	—	—	—					
12-10	INDIANAPOLIS	2	0	2	2-14	0-0	1	0	0-0	—	—	—	—	—					
12-16	MINNESOTA	1	2	3	1.5-11.5	0-0	0	0	0-0	—	—	—	—	—					
12-23	at Pittsburgh	2	1	3	1-6	0-0	0	0	0-0	—	—	—	—	—					
12-31	at Kansas City	1	0	1	1-4	0-0	0	1	0-0	—	—	—	—	—					
1-7	CLEVELAND	1	1	2	0.5-4.5	0-0	0	0	0-0	—	—	—	—	—					
TOTALS		28	15	43	17.5-121.5	0-0	3	3	0-0	—	—	—	—	—					



HEYWARD, SHAKA

LB #50

Height: 6-3
Weight: 238
College: Duke
Experience: 1st-year player in 2024

2023 games-starts: 0-0
Career games-starts: 0-0
Born: 4-19-00
Hometown: Dacula, Ga.
Acquired: CFA'23

Heyward spent his rookie season in 2023 on Cincinnati's practice squad, after signing with the Bengals as a college free agent ... He spent five seasons (2018-22) at Duke, where he was a two-time All-ACC performer, starting 41 of 51 career games played ... Logged 340 career tackles, with 32.5 TFLs and 11 sacks, while recording four INTs, 11 PDs and five FRs ... Has an extensive football background in his family, including cousins Cameron and Connor Heyward, who both play for the Pittsburgh Steelers.

Career transactions: Signed with Cincinnati as college free agent on 5-12-23 ... Waived by Bengals on 8-29-23 ... Signed to Bengals practice squad on 8-30-23 ... Signed to Bengals roster on 1-8-24 (Reserve/Future).

Pro career: 2023—Spent entire rookie season on Cincinnati's practice squad ... Saw action in all three preseason games, recording eight total tackles.

College: Spent five seasons (2018-22) at Duke ... Played in 51 games (41 starts), recording 340 tackles, 32.5 TFLs, 11 sacks, four INTs, 11 PDs and five FRs ... Named third-team All-ACC in both 2021 and '22 seasons ... Voted a team captain in 2022, and ranked second on the team in tackles (94) while tying

for team lead with two INTs ... Had double-digit tackles in four games in 2022 campaign ... Led team and ranked fifth in ACC with 98 tackles in 2021 ... Posted career-high 3.5 sacks as a sophomore in 2019.

High school/personal: Hometown is Dacula, Ga. (approximately 40 miles northeast of Atlanta) ... Attended Mill Creek High School in Hoschton, Ga., where as a senior in 2017 he had two defensive TDs (one FR, one INT), and posted 90 tackles with five sacks ... Late cousin, Craig Heyward, played collegiately at the University of Pittsburgh and spent 11 seasons in the NFL as a FB with five teams ... Cousin, Cameron Heyward, played at Ohio State and currently plays DT for the Pittsburgh Steelers ... Cousin, Connor Heyward, played collegiately at Michigan State and currently plays TE/FB for the Steelers ... In 2020, was awarded the Vincent Rey Award, a Duke football honor presented to the team's top linebacker that is named after former Blue Devil and former Bengal Vincent Rey ... Rey currently serves as the Bengals' team chaplain ... Majored in evolutionary anthropology at Duke.

NOTE ABOUT NFL EXPERIENCE: Heyward did not earn an accrued year of experience toward NFL free agency in 2023.

SHAKA HEYWARD'S STATISTICS

YEAR	TEAM	G-S	DEFENSE						INTERCEPTIONS					SCORING				
			ST	AT	TT	SKS-YDS	PD	FF	FR-YDS	NO	YDS	AVG	LG	TD	TD	TD-IntRt	TD-FRRt	S
2023	Cincinnati	0-0	DID NOT PLAY*						DID NOT PLAY*					DID NOT PLAY*				
CAREER		0-0	0	0	0	0-0	0	0	0-0	—	—	—	—	—	—	—	—	—

* NOTE: Heyward was on the practice squad for 17 regular-season games with Cincinnati in 2023.



HIGGINS, TEE

WR #5

Height: 6-4
Weight: 219
College: Clemson
Experience: 5th-year player in 2024

2023 games-starts: 12-11
Career games-starts: 58-53
Born: 1-18-99
Hometown: Oak Ridge, Tenn.
Acquired: D2'20

A 2020 second-round draft pick of the Bengals, Higgins has emerged as one of the NFL's top young receivers through four pro seasons ... He posted over 1000 receiving yards in back-to-back years in 2021 and '22, then followed up with 656 yards in 12 games played in 2023 ... Missed five games during 2023 season due to injuries, but still ranked fourth on the team in receptions (42), third in receiving yards and second in receiving TDs (five) ... His 3684 career receiving yards rank 20th in the NFL since he entered the league in 2020 ... Has saved some of his top performances for key games late in the season, as five of his 12 100-yard receiving games in regular-season play have come in the month of December ... Also has two 100-yard games in the postseason, including 103 in the AFC Championship following the 2021 campaign, and 100 two weeks later in Super Bowl LVI.

Career transactions: Selected by Cincinnati in second round of 2020 NFL Draft (33rd overall) ... Signed with Bengals on 7-28-20 ... Named by Bengals as designated franchise player on 2-26-24 ... Bengals contract expired on 3-13-24 (remained under tender) ... Re-signed with Bengals as designated franchise player on 6-17-24.

Pro career: 2020—Played in all 16 games (14 starts) as a rookie ... Led team in receiving yards (908) and receiving TDs (six), and was second in catches (67) ... At the time, his receptions total tied Cris Collinsworth for Bengals rookie record, while receiving yardage total was fourth and receiving TDs total tied for fifth ... Ranked third among NFL rookies in 2020 in receptions, receiving yards and receiving TDs ... Made NFL debut on Sept. 13 vs. L.A. Chargers (no statistics) ... Recorded first career start and first career reception (18-yarder) on Sept. 17 at Cleveland ... Had first two career receiving TDs on Sept. 27 at Philadelphia, becoming the fifth Bengals rookie ever with a multi-TD performance ... Tallied first career 100-yard receiving game on Oct. 18 at Indianapolis, when he hauled in six catches for season-high 125 yards, including a 67-yarder that set up a TD on the next play ... Had season-high seven grabs for 115 yards with two TDs on Nov. 15 at Pittsburgh ... Left season finale vs. Baltimore with an injury on Cincinnati's first possession. **2021**—Started 14 regular-season games and played in all four postseason games (three starts) ... Missed Games 3-4 due to shoulder injury, and Game 17 when Cincinnati rested starters for playoffs ... Caught 74 passes for 1091 yards and six TDs during regular season ... Each of his four 100-yard receiving games came over final six regular-season contests ... Streak of three straight 100-yard receiving games tied for the third-longest such streak in team history — 114 yards and a TD on Nov. 28 vs. Pittsburgh, 138 yards and a TD on Dec. 5 vs. the L.A. Chargers, and 114 yards on Dec. 12 vs. San Francisco ... Posted career-highs in catches (12) and receiving yards (194), with two TDs, on Dec. 26 vs. Baltimore ... Caught six passes for game-high 103 yards in AFC Championship win at Kansas City ... Caught four passes for game-high 100 yards in Super Bowl LVI, including two TDs — 75-yarder on first offensive play of the second half was the longest play from scrimmage in Bengals postseason history. **2022**—Played in all 16 regular-season games (14 starts) and started all three postseason contests ... Caught 74 passes for 1029 yards and seven TDs during regular season ... One of six players in team history with multiple 1000-yard receiving campaigns within first three seasons ... Managed to play at least one snap in every game, but three separate injuries

forced him to miss nearly nine full quarters of play ... Had team-high six catches for 71 yards and a fourth-quarter TD on Sept. 18 at Dallas ... Netted 124 yards on seven catches on Sept. 29 vs. Miami, including 59-yard TD grab in second quarter ... Delivered back-to-back 100-yard receiving games with WR Ja'Marr Chase out of the lineup in Games 10-11, beginning with nine-catch, 148-yard stat line on Nov. 20 at Pittsburgh ... Caught seven passes for 114 yards on Nov. 27 at Tennessee, including 27-yard TD early in fourth quarter that proved to be the game-winner ... Surpassed 1000-yard receiving mark with eight grabs for 128 yards on Dec. 24 at New England, and capped off game's opening drive with a nine-yard TD reception ... Caught 13 passes for 148 yards and a TD during postseason ... Posted team-high 83 yards on six receptions in AFC Championship at Kansas City, and caught a game-tying 27-yard TD pass in the third quarter. **2023**—Played in 12 games with 11 starts ... Inactive for five games due to injuries ... Caught 42 passes for 656 yards (15.6 average) and five TDs ... Led Bengals in receptions (eight) and receiving yards (89) with two TDs on Sept. 17 vs. Baltimore; both of his TDs and 62 of his receiving yards came in the second half ... Sustained rib injury on Oct. 1 at Tennessee, and missed the following week's game on Oct. 8 at Arizona ... Caught five passes for 69 yards on Oct. 29 at San Francisco, including 33-yarder on final play of third quarter that marked the Bengals' longest play from scrimmage ... Went over 100 receiving yards for first time of season with 110 on eight catches on Nov. 5 vs. Buffalo ... Missed Games 9-11 due to hamstring injury, then returned to lineup for Game 12 at Jacksonville on Dec. 4 ... Had three grabs for 36 yards against Jaguars, including 10-yarder on third-and-11 in overtime to help set up game-winning FG ... On Dec. 16 vs. Minnesota, helped spearhead double-digit comeback with two TD catches in the fourth quarter; second TD tied the game with 39 seconds remaining ... Finished Vikings game with four catches for 61 yards ... Caught five passes for season-high 140 yards on Dec. 23 at Pittsburgh, highlighted by a career-long 80-yard TD in the third quarter to give Cincinnati its first points ... Missed the regular-season finale vs. Cleveland due to hamstring injury.

College: Spent three seasons (2017-19) at Clemson ... Played in 43 career games, and compiled 135 receptions for 2448 yards and 27 TDs ... Receiving TDs total tied for most in school history with DeAndre Hopkins and Sammy Watkins ... First player in school history with double-digit receiving TDs in consecutive seasons ... Helped Clemson to berths in the College Football Playoff in each of his three seasons ... Tigers finished 15-0 and won national championship during his sophomore season in 2018, and were 14-1 and national runners up as a junior in '19 (lost to Joe Burrow's and Ja'Marr Chase's LSU Tigers).

High school/personal: Hometown is Oak Ridge, Tenn. (outside Knoxville) ... Attended Oak Ridge High School, where he won Tennessee's Mr. Football award for the 5A level as both a junior and senior ... Caught 68 passes for 1044 yards and 18 TDs as a senior, and added three scores on punt returns and another on an INT return ... Played in 2017 Under Armour All-American Game ... Also averaged 15 points and 6.6 rebounds per game in basketball as junior and was finalist for Tennessee's Mr. Basketball award ... Sports communication major at Clemson ... Considered former Bengal A.J. Green his favorite NFL player growing up and says he modeled his game after Green.

TEE HIGGINS' STATISTICS

YEAR	TEAM	G-S	RECEIVING					RUSHING					SCORING					
			NO	YDS	AVG	LG	TD	ATT	YDS	AVG	LG	TD	TD	TD-R	TD-P	TD-Rt	2-PtC	PTS
2020	Cincinnati	16-14	67	908	13.6	67	6	5	28	5.6	13	0	6	0	6	0	0	36
2021	Cincinnati	14-14	74	1091	14.7	54	6	0	0	—	—	0	6	0	6	0	1	38
2022	Cincinnati	16-14	74	1029	13.9	59t	7	0	0	—	—	0	7	0	7	0	1	44
2023	Cincinnati	12-11	42	656	15.6	80t	5	0	0	—	—	0	5	0	5	0	0	30
CAREER		58-53	257	3684	14.3	80t	24	5	28	5.6	13	0	24	0	24	0	2	148

RECEIVING SINGLE-GAME HIGHS: RECEPTIONS—12 (12-26-21 vs. Baltimore). YARDS—194 (12-26-21 vs. Baltimore). LONG—80t (12-23-23 at Pittsburgh). TOUCHDOWNS—2 (four times; most recently on 12-16-23 vs. Minnesota).

RUSHING SINGLE-GAME HIGHS: ATTEMPTS—2 (11-1-20 vs. Tennessee). YARDS—13 (10-4-20 vs. Jacksonville). LONG—13 (10-4-20 vs. Jacksonville). TOUCHDOWNS—(none).

POSTSEASON																			
YEAR	TEAM	G-S	RECEIVING					RUSHING					SCORING						
			NO	YDS	AVG	LG	TD	ATT	YDS	AVG	LG	TD	TD	TD-R	TD-P	TD-Rt	2-PtC	PTS	
2021	Cincinnati	4-3	18	309	17.2	75t	2	—	—	—	—	—	2	0	2	0	0	0	12
2022	Cincinnati	3-3	13	148	11.4	27t	1	—	—	—	—	—	1	0	1	0	0	1	8
CAREER		7-6	31	457	14.7	75t	3	—	—	—	—	—	3	0	3	0	0	1	20

CAREER GAME-BY-GAME																			
DATE	OPPONENT	RECEIVING					RUSHING												
		NO	YDS	AVG	LG	TD	ATT	YDS	AVG	LG	TD								
2020 / CINCINNATI																			
9-13	L.A. CHARGERS	0	0	—	—	0	0	0	—	—	0								0
9-17	at Cleveland	3	35	11.7	18	0	0	0	—	—	0								0
9-27	at Philadelphia	5	40	8.0	16	2	0	0	—	—	0								0
10-4	JACKSONVILLE	4	77	19.3	30	0	1	13	13.0	13	0								0
10-11	at Baltimore	4	62	15.5	26	0	0	0	—	—	0								0
10-18	at Indianapolis	6	125	20.8	67	0	1	2	2.0	2	0								0
10-25	CLEVELAND	5	71	14.2	27	1	1	7	7.0	7	0								0
11-1	TENNESSEE	6	78	13.0	24	0	2	6	3.0	6	0								0
11-8	— BYE —																		
11-15	at Pittsburgh	7	115	16.4	54	1	0	0	—	—	0								0
11-22	at Washington	3	26	8.7	25	0	0	0	—	—	0								0
11-29	N.Y. GIANTS	5	44	8.8	18	1	0	0	—	—	0								0
12-6	at Miami	5	56	11.2	22	0	0	0	—	—	0								0
12-13	DALLAS	5	49	9.8	18	0	0	0	—	—	0								0
12-21	PITTSBURGH	3	31	10.3	14	0	0	0	—	—	0								0
12-27	at Houston	6	99	16.5	30	1	0	0	—	—	0								0
1-3	BALTIMORE	0	0	—	—	0	0	0	—	—	0								0
2021 / CINCINNATI																			
9-12	MINNESOTA	4	58	14.5	28	1	0	0	—	—	0								0
9-19	at Chicago	6	60	10.0	14	1	0	0	—	—	0								0
9-26	at Pittsburgh			INACTIVE					INACTIVE										
9-30	JACKSONVILLE			INACTIVE					INACTIVE										
10-10	GREEN BAY	5	32	6.4	10	0	0	0	—	—	0								0
10-17	at Detroit	3	44	14.7	23	0	0	0	—	—	0								0
10-24	at Baltimore	7	62	8.9	11	0	0	0	—	—	0								0
10-31	at N.Y. Jets	4	97	24.3	54	0	0	0	—	—	0								0
11-7	CLEVELAND	6	78	13.0	20	0	0	0	—	—	0								0
11-14	— BYE —																		
11-21	at Las Vegas	2	15	7.5	9	0	0	0	—	—	0								0
11-28	PITTSBURGH	6	114	19.0	32t	1	0	0	—	—	0								0
12-5	L.A. CHARGERS	9	138	15.3	29t	1	0	0	—	—	0								0
12-12	SAN FRANCISCO	5	114	22.8	27	0	0	0	—	—	0								0
12-19	at Denver	2	23	11.5	17	0	0	0	—	—	0								0
12-26	BALTIMORE	12	194	16.2	52	2	0	0	—	—	0								0
1-2	KANSAS CITY	3	62	20.7	39	0	0	0	—	—	0								0
1-9	at Cleveland			INACTIVE					INACTIVE										
Postseason																			
1-15	LAS VEGAS	1	10	10.0	10	0	0	0	—	—	0								0
1-22	at Tennessee	7	96	13.7	22	0	0	0	—	—	0								0
1-30	at Kansas City	6	103	17.2	44	0	0	0	—	—	0								0
2-13	L.A. RAMS	4	100	25.0	75t	2	0	0	—	—	0								0
2022 / CINCINNATI																			
9-11	PITTSBURGH	2	27	13.5	18	0	0	0	—	—	0								0
9-18	at Dallas	6	71	11.8	19	1	0	0	—	—	0								0
9-25	at N.Y. Jets	5	93	18.6	45	0	0	0	—	—	0								0
9-29	MIAMI	7	124	17.7	59t	1	0	0	—	—	0								0
10-9	at Baltimore	0	0	—	—	0	0	0	—	—	0								0
10-16	at New Orleans	6	47	7.8	13	0	0	0	—	—	0								0
10-23	ATLANTA	5	93	18.6	25	0	0	0	—	—	0								0
10-31	at Cleveland	3	49	16.3	41t	1	0	0	—	—	0								0
11-6	CAROLINA	7	60	8.6	17	0	0	0	—	—	0								0
11-13	— BYE —																		
11-20	at Pittsburgh	9	148	16.4	33	0	0	0	—	—	0								0
11-27	at Tennessee	7	114	16.3	29	1	0	0	—	—	0								0
12-4	KANSAS CITY	3	35	11.7	14	1	0	0	—	—	0								0
12-11	CLEVELAND	0	0	—	—	0	0	0	—	—	0								0
12-18	at Tampa Bay	5	33	6.6	12	1	0	0	—	—	0								0
12-24	at New England	8	128	16.0	39	1	0	0	—	—	0								0
1-2	BUFFALO			(GAME CANCELED)					(GAME CANCELED)										
1-8	BALTIMORE	1	7	7.0	7	0	0	0	—	—	0								0
Postseason																			
1-15	BALTIMORE	4	37	9.3	12	0	0	0	—	—	0								0
1-22	at Buffalo	3	28	9.3	11	0	0	0	—	—	0								0
1-29	at Kansas City	6	83	13.8	27t	1	0	0	—	—	0								0

DATE	OPPONENT	RECEIVING					RUSHING				
		NO	YDS	AVG	LG	TD	ATT	YDS	AVG	LG	TD
2023 / CINCINNATI											
9-10	at Cleveland	0	0	—	—	0	—	—	—	—	—
9-17	BALTIMORE	8	89	11.1	20	2	—	—	—	—	—
9-25	L.A. RAMS	2	21	10.5	13	0	—	—	—	—	—
10-1	at Tennessee	2	19	9.5	10	0	—	—	—	—	—
10-8	at Arizona			INACTIVE					INACTIVE		
10-15	SEATTLE	2	20	10.0	11	0	—	—	—	—	—
10-22	— BYE —										
10-29	at San Francisco	5	69	13.8	33	0	—	—	—	—	—
11-5	BUFFALO	8	110	13.8	21	0	—	—	—	—	—
11-12	HOUSTON			INACTIVE					INACTIVE		
11-16	at Baltimore			INACTIVE					INACTIVE		
11-26	PITTSBURGH			INACTIVE					INACTIVE		
12-4	at Jacksonville	3	36	12.0	14	0	—	—	—	—	—
12-10	INDIANAPOLIS	2	72	36.0	46	0	—	—	—	—	—
12-16	MINNESOTA	4	61	15.3	21t	2	—	—	—	—	—
12-23	at Pittsburgh	5	140	28.0	80t	1	—	—	—	—	—
12-31	at Kansas City	1	19	19.0	19	0	—	—	—	—	—
1-7	CLEVELAND			INACTIVE					INACTIVE		



HILL, B.J.

DT #92

Height: 6-3
Weight: 311
College: North Carolina State
Experience: 7th-year player in 2024

2023 games-starts: 17-17
Career games-starts: 97-52
Born: 4-20-95
Hometown: Oakboro, N.C.
Acquired: T(NYG)'21

Hill has been a productive interior defensive lineman for the Bengals since being acquired in a trade with the N.Y. Giants shortly before the 2021 season ... Started all 17 games at DT in 2023, tallying 51 total tackles with 4.5 sacks as well as his first two career INTs ... Spent 2021 regular season primarily as a reserve DT, but was thrust into starting role in Divisional Playoff at Tennessee and has started each of his last 39 games played ... Has 2.5 sacks in seven postseason games for Cincinnati, and had a momentum-shifting INT in second half of AFC Championship win at Kansas City following 2021 season ... Has played in all 104 possible games (including postseason) of his career ... Originally a Giants third-round pick out of North Carolina State in 2018 ... Was college roommates with Bengals LB Germaine Pratt.

Career transactions: Selected by N.Y. Giants in third round of 2018 NFL Draft (69th overall) ... Signed with Giants on 6-7-18 ... Acquired by Cincinnati in trade with Giants on 8-30-21 ... Signed contract extension with Bengals on 3-15-22.

Pro career: 2018—Played in all 16 games (12 starts) as a rookie with the N.Y. Giants ... Set Giants' rookie record with 5.5 sacks (records date back to when sacks became an official stat in 1982) ... Sack total also ranked second on team ... Recorded first NFL sack on Sept. 23 at Houston, when he took down QB Deshaun Watson for seven-yard loss ... Had a three-sack game on Dec. 2 vs. Chicago. **2019**—Played in all 16 games (five starts) for the Giants ... Posted 36 tackles and a sack ... Lone sack of season came on Dec. 22 at Washington. **2020**—Played in all 16 games for the Giants, and posted 32 tackles and a sack ... Lone sack of season came on Sept. 20 at Chicago, when he took down QB Mitchell Trubisky for nine-yard loss. **2021**—Acquired by Cincinnati in a trade with the Giants on Aug. 30, just before final cuts (Giants acquired C Billy Price) ... Played in 16 regular-season games (two starts) and all four postseason games (three starts) ... Totaled 50 tackles and 5.5 sacks (fourth on team) during regular season, seeing time mostly as a rotational three-technique DT ... Helped Cincinnati rank fifth leaguewide in rushing defense (102.5 yards per game) during regular season ... Posted two sacks in Bengals debut on Sept. 12 vs. Minnesota ... Thrust into starting role for final three postseason games ... Sacked QB Derek Carr for seven-yard loss on Las Vegas' final drive of Wild Card Playoff ... Picked off QB Patrick Mahomes in third quarter of AFC Championship at Kansas City, setting up short Bengals TD drive ... Started Super Bowl LVI against the L.A. Rams and had three tackles, including a third-down TFL of RB

Darrell Henderson to force a Rams punt on the opening drive ... Helped Bengals hold the Rams to 1.9 yards per carry on 23 attempts. **2022**—Started all 16 regular-season games and three postseason contests ... Recorded 68 tackles (30 solos), with three sacks, four TFLs, four PDs, one FF and three FRs ... Helped Bengals rank seventh in rushing defense (106.6 yards per game) during regular season ... Posted team's first sack of the season on Sept. 11 vs. Pittsburgh, bringing down QB Mitchell Trubisky for two-yard loss in third quarter ... Had a FF and two FRs (first two of career) on Sept. 25 at the N.Y. Jets; second FR was in fourth quarter with the Jets at Cincinnati's 14-yard line, when he split a sack with DE Trey Hendrickson, forced a fumble and recovered it to end scoring opportunity ... On Dec. 24 at New England, came up with game-saving FR (forced by S Vonn Bell) as Patriots were driving at Bengals' five-yard line with 1:05 remaining in 22-18 game ... Tallied nine tackles, a sack, a TFL and two PDs in the postseason ... Sacked Ravens QB Tyler Huntley on third down in fourth quarter to force a punt in Wild Card Playoff ... Had three assisted tackles and two PDs in Divisional Playoff at Buffalo, while helping limit Bills to 64 rushing yards. **2023**—Started all 17 games at DT ... Totaled 51 tackles (26 solos), with 4.5 sacks and two TFLs, along with career-high five PDs, two INTs and one FR ... Logged first sack of season on Sept. 10 at Cleveland, bringing down QB Deshaun Watson on third down to force Browns to punt on their opening drive ... Sacked QB Matthew Stafford for eight-yard loss on third down on Sept. 25 vs. L.A. Rams, forcing a punt that led to a Bengals FG drive ... Recovered a fumble (forced by DE Trey Hendrickson) late in fourth quarter on Oct. 29 at San Francisco to seal the win ... Had first career INT Dec. 10 vs. Indianapolis, catching a tipped pass near line of scrimmage in fourth quarter ... Had second INT the following week vs. Minnesota, coming down with ball as he attempted to sack QB Nick Mullens to end Vikings drive that reached Cincinnati 22-yard line late in first half ... Tallied season-high eight tackles on Dec. 23 at Pittsburgh.

College: Spent four years (2014-17) at North Carolina State ... Played in 51 career games (44 starts), and totaled 187 tackles, 26.5 TFLs, nine sacks, two FFs, two FRs, 11 QB hits and 10 pass break ups ... Earned starting job midway through freshman season ... Played in 2018 Senior Bowl.

High school/personal: Hometown is Oakboro, N.C. ... Attended West Stanly High School, where as a senior he had nine sacks an INT as a DE, and 118 carries for 189 yards and five TDs as a RB ... Also played on West Stanly's basketball team ... Criminology major at N.C. State.

B.J. HILL'S STATISTICS

YEAR	TEAM	G-S	DEFENSE							INTERCEPTIONS					SCORING				
			ST	AT	TT	SKS-YDS	PD	FF	FR-YDS	NO	YDS	AVG	LG	TD	TD	TD-IntRt	TD-FRRt	S	PTS
2018	N.Y. Giants	16-12	32	16	48	5.5-35.5	2	0	0-0	0	0	—	—	0	—	—	—	—	
2019	N.Y. Giants	16-5	15	21	36	1-11	0	0	0-0	0	0	—	—	0	—	—	—	—	
2020	N.Y. Giants	16-0	15	17	32	1-9	1	0	0-0	0	0	—	—	0	—	—	—	—	
2021	Cincinnati	16-2	29	21	50	5.5-43	0	0	0-0	0	0	—	—	0	—	—	—	—	
2022	Cincinnati	16-16	30	38	68	3-12	4	1	3-0	0	0	—	—	0	—	—	—	—	
2023	Cincinnati	17-17	26	25	51	4.5-27	5	0	1-0	2	0	0.0	0	0	—	—	—	—	
NYG TOTALS		48-17	62	54	116	7.5-55.5	3	0	0-0	0	0	—	—	0	—	—	—	—	
CIN. TOTALS		49-35	85	84	169	13-82	9	1	4-0	2	0	0.0	0	0	—	—	—	—	
CAREER		97-52	147	138	285	20.5-137.5	12	1	4-0	2	0	0.0	0	0	—	—	—	—	

YEAR	TEAM	SPECIAL TEAMS							KICKOFF RETURNS						PUNT RETURNS						
		ST	AT	TT	FF	FR-YDS	BP	BFG	BXP	NO	YDS	AVG	FC	LG	TD	NO	YDS	AVG	FC	LG	TD
2022	Cincinnati	0	0	0	0	0-0	0	1	0	—	—	—	—	—	—	—	—	—	—	—	—
CAREER		0	0	0	0	0-0	0	1	0	—	—	—	—	—	—	—	—	—	—	—	—

POSTSEASON

YEAR	TEAM	G-S	DEFENSE							INTERCEPTIONS					SCORING				
			ST	AT	TT	SKS-YDS	PD	FF	FR-YDS	NO	YDS	AVG	LG	TD	TD	TD-IntRt	TD-FRRt	S	PTS
2021	Cincinnati	4-3	6	7	13	1.5-11.5	1	0	0-0	1	3	3.0	3	0	—	—	—	—	—
2022	Cincinnati	3-3	4	5	9	1-9	2	0	0-0	0	0	—	—	0	—	—	—	—	—
CAREER		7-6	10	12	22	2.5-20.5	3	0	0-0	1	3	3.0	3	0	—	—	—	—	—

2023 GAME-BY-GAME

DATE	OPPONENT	DEFENSE									INTERCEPTIONS				
		ST	AT	TT	SKS-YDS	INT-YDS	PD	FF	FR-YDS	NO	YDS	AVG	LG	TD	
9-10	at Cleveland	3	1	4	1-0	0-0	0	0	0-0	0	0	—	—	0	
9-17	BALTIMORE	2	1	3	0-0	0-0	0	0	0-0	0	0	—	—	0	
9-25	L.A. RAMS	2	0	2	1-8	0-0	0	0	0-0	0	0	—	—	0	
10-1	at Tennessee	0	1	1	0.5-5.5	0-0	0	0	0-0	0	0	—	—	0	
10-8	at Arizona	0	0	0	0-0	0-0	0	0	0-0	0	0	—	—	0	
10-15	SEATTLE	3	2	5	0.5-0	0-0	1	0	0-0	0	0	—	—	0	
10-22	— BYE —														
10-29	at San Francisco	1	1	2	0-0	0-0	1	0	1-0	0	0	—	—	0	
11-5	BUFFALO	1	1	2	1-9	0-0	0	0	0-0	0	0	—	—	0	
11-12	HOUSTON	2	1	3	0-0	0-0	0	0	0-0	0	0	—	—	0	
11-16	at Baltimore	0	2	2	0-0	0-0	0	0	0-0	0	0	—	—	0	
11-26	PITTSBURGH	0	2	2	0-0	0-0	0	0	0-0	0	0	—	—	0	
12-4	at Jacksonville	2	1	3	0-0	0-0	1	0	0-0	0	0	—	—	0	
12-10	INDIANAPOLIS	2	0	2	0-0	1-0	1	0	0-0	1	0	0.0	0	0	
12-16	MINNESOTA	1	4	5	0-0	1-0	1	0	0-0	1	0	0.0	0	0	
12-23	at Pittsburgh	3	5	8	0-0	0-0	0	0	0-0	0	0	—	—	0	
12-31	at Kansas City	2	1	3	0-0	0-0	0	0	0-0	0	0	—	—	0	
1-7	CLEVELAND	2	2	4	0.5-4.5	0-0	0	0	0-0	0	0	—	—	0	
TOTALS		26	25	51	4.5-27	2-0	5	0	1-0	2	0	0.0	0	0	



HILL, DAX

CB #23

Height: 6-0
Weight: 191
College: Michigan
Experience: 3rd-year player in 2024

2023 games-starts: 17-17
Career games-starts: 32-19
Born: 9-29-00
Hometown: Tulsa, Okla.
Acquired: D1'22

Cincinnati's first-round draft pick in 2022, Hill is transitioning to CB for the '24 season after starting every game at safety in '23 ... He ranked third on the team with 110 total tackles in 2023, while adding 11 PDs and two INTs ... Played in 15 games with two starts as a rookie in 2022, seeing action on 130 defensive snaps as a reserve S while also carving out a role as a gunner on special teams ... Played in all three postseason contests following 2022 season, collecting two special teams tackles ... Spent three seasons at the University of Michigan (2019-21), emerging as an All-Big Ten performer his junior year ... His brother, Justice, currently is a RB with the Baltimore Ravens.

Career transactions: Selected by Cincinnati in first round of 2022 NFL Draft (31st overall) ... Signed with Bengals on 5-18-22.

Pro career: 2022—Played 15 regular-season games (two starts) and all three postseason games as a rookie ... Totaled 12 tackles (nine solos), playing 130 snaps on defense during regular season ... Also saw action on 167 special teams snaps and logged four ST tackles ... Made NFL debut on Sept. 11 vs. Pittsburgh (no stats) ... Made first career start at S on Sept. 25 at the N.Y. Jets ... Started at NCB on Dec. 18 at Tampa Bay and logged eight tackles (five solos) in 66 defensive snaps played ... Had two tackles on special teams in the postseason. **2023**—Started all 17 games at S ... Recorded 110 tackles (72 solos), with 1.5 sacks and six TFLs ... Also had 11 PDs and two INTs ... Ranked third on team in tackles, and became first Bengals defensive back with 100-plus

tackles since safeties Vonn Bell and Jessie Bates III in 2020 ... Had six tackles and recorded first career INT on Sept. 10 at Cleveland; picked off QB Deshaun Watson in Bengals territory in third quarter ... Led team with career-high 12 tackles (nine solos) on Sept. 17 vs. Baltimore ... Posted first career sack as part of eight-tackle performance on Sept. 25 vs. L.A. Rams; sacked QB Matthew Stafford for loss of eight yards to force third-and-long in second quarter ... Intercepted deep pass by QB Ryan Tannehill in fourth quarter on Oct. 1 at Tennessee ... Recorded at least five tackles in nine consecutive games from Games 9-17 ... Had two PDs on Nov. 12 vs. Houston.

College: Played three seasons (2019-21) at Michigan ... Started 23 of 33 games played, and recorded 151 tackles (96 solos), 7.5 TFLs, 20 PDs, four INTs and three FRs ... Named first-team All-Big Ten in 2021, and was the league's Defensive Player of the Week twice ... As a junior, had a team-high 11 PDs to go with 69 tackles, two INTs and a FR.

High school/personal: Hometown is Tulsa, Okla., where he attended Booker T. Washington High School ... Posted 93 tackles (67 solos), with nine TFLs, one sack, two INTs, nine PDs, three FFs and one FR as a senior ... Also had 13 catches for 360 yards and seven TDs as a WR ... Named the 2018-19 Gatorade Player of the Year in Oklahoma ... Invited to play in the 2019 U.S. Army All-American Bowl ... Communications studies major at Michigan ... Brother, Justice Hill, currently is a running back with Baltimore Ravens.

DAX HILL'S STATISTICS

			DEFENSE							INTERCEPTIONS					SCORING							
YEAR	TEAM	G-S	ST	AT	TT	SKS-YDS	PD	FF	FR-YDS	NO	YDS	AVG	LG	TD	TD	TD-IntRt	TD-FRRt	S	PTS			
2022	Cincinnati	15-2	9	3	12	0-0	0	0	0-0	0	0	—	—	0	—	—	—	—	—			
2023	Cincinnati	17-17	72	38	110	1.5-12	11	0	0-0	2	20	10.0	20	0	—	—	—	—	—			
CAREER		32-19	81	41	122	1.5-12	11	0	0-0	2	20	10.0	20	0	—	—	—	—	—			
			SPECIAL TEAMS							KICKOFF RETURNS					PUNT RETURNS							
YEAR	TEAM		ST	AT	TT	FF	FR-YDS	BP	BFG	BXP	NO	YDS	AVG	FC	LG	TD	NO	YDS	AVG	FC	LG	TD
2022	Cincinnati		2	2	4	0	0-0	0	0	0	—	—	—	—	—	—	—	—	—	—	—	—
CAREER			2	2	4	0	0-0	0	0	0	—	—	—	—	—	—	—	—	—	—	—	—

POSTSEASON

			DEFENSE							INTERCEPTIONS					SCORING							
YEAR	TEAM	G-S	ST	AT	TT	SKS-YDS	PD	FF	FR-YDS	NO	YDS	AVG	LG	TD	TD	TD-IntRt	TD-FRRt	S	PTS			
2022	Cincinnati	3-0	0	0	0	0-0	0	0	0-0	—	—	—	—	—	—	—	—	—	—			
CAREER		3-0	0	0	0	0-0	0	0	0-0	—	—	—	—	—	—	—	—	—	—			
			SPECIAL TEAMS							KICKOFF RETURNS					PUNT RETURNS							
YEAR	TEAM		ST	AT	TT	FF	FR-YDS	BP	BFG	BXP	NO	YDS	AVG	FC	LG	TD	NO	YDS	AVG	FC	LG	TD
2022	Cincinnati		1	1	2	0	0-0	0	0	0	—	—	—	—	—	—	—	—	—	—	—	—
CAREER			1	1	2	0	0-0	0	0	0	—	—	—	—	—	—	—	—	—	—	—	—

2023 GAME-BY-GAME

DATE	OPPONENT	DEFENSE								INTERCEPTIONS				
		ST	AT	TT	SKS-YDS	INT-YDS	PD	FF	FR-YDS	NO	YDS	AVG	LG	TD
9-10	at Cleveland	5	1	6	0-0	1-20	1	0	0-0	1	20	20.0	20	0
9-17	BALTIMORE	9	3	12	0-0	0-0	1	0	0-0	0	0	—	—	0
9-25	L.A. RAMS	7	1	8	1-8	0-0	0	0	0-0	0	0	—	—	0
10-1	at Tennessee	3	5	8	0-0	1-0	1	0	0-0	1	0	0.0	0	0
10-8	at Arizona	1	2	3	0.5-4	0-0	0	0	0-0	0	0	—	—	0
10-15	SEATTLE	5	4	9	0-0	0-0	2	0	0-0	0	0	—	—	0
10-22	— BYE —													
10-29	at San Francisco	4	1	5	0-0	0-0	0	0	0-0	0	0	—	—	0
11-5	BUFFALO	0	2	2	0-0	0-0	1	0	0-0	0	0	—	—	0
11-12	HOUSTON	4	3	7	0-0	0-0	2	0	0-0	0	0	—	—	0
11-16	at Baltimore	6	1	7	0-0	0-0	0	0	0-0	0	0	—	—	0
11-26	PITTSBURGH	5	2	7	0-0	0-0	1	0	0-0	0	0	—	—	0
12-4	at Jacksonville	4	2	6	0-0	0-0	1	0	0-0	0	0	—	—	0
12-10	INDIANAPOLIS	3	3	6	0-0	0-0	0	0	0-0	0	0	—	—	0
12-16	MINNESOTA	4	2	6	0-0	0-0	1	0	0-0	0	0	—	—	0
12-23	at Pittsburgh	3	4	7	0-0	0-0	0	0	0-0	0	0	—	—	0
12-31	at Kansas City	5	1	6	0-0	0-0	0	0	0-0	0	0	—	—	0
1-7	CLEVELAND	4	1	5	0-0	0-0	0	0	0-0	0	0	—	—	0
TOTALS		72	38	110	1.5-12	2-20	11	0	0-0	2	20	10.0	20	0



HILL, TREY

C #63

Height: 6-4
Weight: 335
College: Georgia
Experience: 4th-year player in 2024

2023 games-starts: 0-0
Career games-starts: 24-3
Born: 1-23-00
Hometown: Warner Robins, Ga.
Acquired: D6a'21

A sixth-round draft pick of Bengals in 2021, Hill has played in 24 career games, including three starts as a rookie ... Was a game day inactive for every game in 2023, and previously held a primary role on special teams (54 ST snaps in '22) ... Played in each of Cincinnati's seven postseason games in 2021 and '22 ... Started three games in 2021 rookie season (two at C, one at RG) ... Started 26 career games at the University of Georgia (22 at C, four at RG) on what was widely considered one of college football's top offensive lines.

Career transactions: Selected by Cincinnati in sixth round of 2021 NFL Draft (190th overall) ... Signed with Bengals on 5-17-21.

Pro career: 2021—Played 13 regular-season games (three starts) and all four postseason contests as a rookie ... Active/DNP (coaches' decision) in Games 1-2 and 14-15 ... Lined up for 210 offensive snaps during regular season (none in postseason) ... Started at RG as injury replacement in Game 6 at Detroit, started at C in Game 12 vs. L.A. Chargers as injury replacement, and started at C in season finale at Cleveland while Bengals rested starters for playoffs ... Played all four postseason games for Cincinnati, including Super Bowl LVI, and saw 20 snaps on special teams. **2022**—Played final 11 regular-season games and all three postseason contests ... Active/DNP (coaches' decision) for first five games ... Saw action on seven offensive snaps and 54 special teams snaps during the regular season ... Played 12 special teams snaps in the postseason. **2023**—Did not play ... Was inactive for all 17 games.

College: Spent three seasons (2018-20) at the University of Georgia ...

Chose to forgo his final year of eligibility to enter the NFL Draft ... Played in 36 career games (26 starts) ... Two-year full-time starter at C, but also saw four starts at RG as a true freshman.

High school/personal: Hometown is Warner Robbins, Ga. ... Attended Houston County High School in Warner Robbins, Ga. ... As a senior in 2017, blocked for team's 1354 rushing yards ... Played in 2018 Army All-American Game ... Also participated in track and field (shot put) ... Graduated from Georgia with a degree in sport management in Fall of 2020.

TREY HILL'S STATISTICS

GAMES-STARTS

YEAR	TEAM	GAMES	STARTS
2021	Cincinnati.....	13	3
2022	Cincinnati.....	11	0
2023	Cincinnati.....	0	0
CAREER		24	3

POSTSEASON

GAMES-STARTS

YEAR	TEAM	GAMES	STARTS
2021	Cincinnati.....	4	0
2022	Cincinnati.....	3	0
CAREER		7	0

* NOTE: Hill was inactive for 17 regular-season games with Cincinnati in 2023.



HILTON, MIKE

CB #21

Height: 5-9
Weight: 184
College: Mississippi
Experience: 8th-year player in 2024

2023 games-starts: 17-13
Career games-starts: 107-46
Born: 3-9-94
Hometown: Fayetteville, Ga.
Acquired: UFA(Pitt.)'21

Hilton concluded his seventh NFL season and third with the Bengals in 2023, after joining Cincinnati as an unrestricted free agent in '21 ... Despite his size (listed at 5-9, 184), he is widely considered one of the NFL's top nickel CBs and is a productive blitzer with 11.5 career sacks ... Also has 24 TFLs since joining Bengals, including career-high 12 during 2023 season ... Voted a team captain for the first time in 2023, and played in all 17 games with 13 starts at NCB ... Two of his 12 career INTs came in 2023 ... Has made several key plays in postseason for Cincinnati, including an INT in 2021 Divisional Playoff at Tennessee and sack in fourth quarter of '22 Wild Card Playoff vs. Baltimore ... Originally a CFA with Jacksonville in 2016, and then spent time briefly on New England's practice squad before settling with Pittsburgh late in rookie season ... Spent four full seasons (2017-20) with Steelers, playing in 59 games (20 starts).

Career transactions: Signed with Jacksonville as college free agent on 5-6-16 ... Waived by Jaguars on 8-30-16 ... Signed to New England practice squad on 9-6-16 ... Released from Patriots practice squad on 9-13-16 ... Signed to Pittsburgh practice squad on 12-13-16 ... Signed to Steelers roster on 1-23-17 (Reserve/Future) ... Signed contract extension with Steelers on 1-16-18 ... Received tender offer from Steelers on 3-5-19 ... Steelers contract expired on 3-13-19; became exclusive rights player ... Re-signed with Steelers as exclusive rights player on 7-25-19 ... Received tender offer from Steelers on 3-18-20 ... Steelers contract expired on 3-18-20; became restricted free agent ... Re-signed with Steelers as restricted free agent on 6-12-20 ... Steelers contract expired on 3-17-21; became unrestricted free agent ... Signed with Cincinnati as unrestricted free agent on 3-19-21.

Pro career: 2016—Did not play as rookie ... Spent offseason with Jacksonville; waived after preseason ... Spent four days on New England's practice squad in September ... Signed in December to Pittsburgh's practice squad, where he spent remainder of season. **2017**—Made Steelers' active roster out of training camp, and played all 16 games (four starts) ... Totaled 54 tackles, four sacks, six PDs, two INTs and FF ... Made NFL debut Sept. 10 at Cleveland, and had two tackles ... On Oct. 1 at Baltimore, recorded first career sack and first career INT, both against QB Joe Flacco ... Named AFC Defensive Player of Week for Christmas Day performance at Houston, when he had three sacks of Texans QB T.J. Yates ... Played Divisional Playoff vs. Jacksonville (no stats). **2018**—Played 15 games (two starts) for Steelers ... Inactive Sept. 30 at Baltimore (elbow) ... Had 56 tackles, one sack, eight PDs, INT and two FRs ... Had an INT and first career FR on Sept. 24 at Tampa Bay ... Logged team-high eight tackles with a sack and FR on Dec. 9 at Oakland. **2019**—Played all 16 games (eight starts) for Steelers ... Had 63 tackles, 1.5 sacks, 11 PDs, one INT, one FF and one FR ... His six TFLs led all NFL CBs ... Had three tackles and half sack on Dec. 29 at Baltimore. **2020**—Played 12 games (six starts) for Pittsburgh ... Inactive four games due to shoulder injury ... Had 50 tackles (led secondary), with three sacks, seven PDs, three INTs, a FF and two FRs ... On Sept. 27 vs. Houston, had INT in the fourth quarter with Steelers trailing by one point; pick set up what became game-winning TD ... Played Wild Card Playoff vs. Cleveland

and had two tackles. **2021**—Played all 17 regular-season games (nine starts at NCB) and all four postseason games (three starts at NCB) in first Bengals season ... Posted 66 tackles in regular season, with two INTs (one pick-six), five PDs and FF ... Had INT Nov. 28 vs. Pittsburgh and returned it 24 yards for what he said after game was first pick-six of his career at any level ... Had INT in regular-season finale at Cleveland when Browns were at Bengals' 11-yard line ... In Divisional Playoff at Tennessee, he chased down RB D'Onta Foreman on 45-yard run and made TD-saving tackle at nine-yard line, then on next play he batted pass into the air and intercepted it (19-yard return) ... Started at NCB and played all 69 defensive snaps in Super Bowl LVI, and had four tackles. **2022**—Played 14 regular-season games (four starts at NCB) and all three postseason contests (one start at NCB) ... Missed two games due to injury (Game 9 vs. Carolina, finger; Game 14 at Tampa Bay, knee) ... Totaled 60 tackles (48 solos), with four TFLs, one INT and six PDs during regular season ... Helped defense hold opposing QBs to a league-low 58.9 completion percentage ... Posted eight tackles (two for losses) and a PD on Sept. 25 at the N.Y. Jets ... In regular-season finale vs. Baltimore, intercepted a pass in the second quarter and returned it to Ravens' 32-yard line, setting up Bengals TD drive ... Recorded 15 tackles, with one sack and three TFLs in the postseason ... Sacked QB Tyler Huntley for loss of eight yards in fourth quarter of Wild Card Playoff vs. Baltimore ... Logged eight stops and a PD in Divisional Playoff at Buffalo. **2023**—Played in all 17 games with 13 starts at NCB ... Recorded career highs in total tackles (84) and TFLs (12) ... Posted two sacks, eight PDs, two INTs and one FR ... On Oct. 15 vs. Seattle, intercepted pass by QB Geno Smith inside Bengals red zone in third quarter and recorded five tackles with an assisted TFL ... Logged career-high 10 solo tackles on Nov. 5 vs. Buffalo ... Recorded eight tackles on Nov. 12 vs. Houston and recovered a fumble (forced by LB Logan Wilson) at Cincinnati 28-yard line in second quarter ... Had eight solo stops with two TFLs on Nov. 26 vs. Pittsburgh ... Followed with two more TFLs and a PD on Dec. 4 at Jacksonville, including tackle of RB D'Ernest Johnson for four-yard loss in overtime ... On Dec. 16 vs. Minnesota, picked off QB Nick Mullens at Bengals' goal line and returned it 16 yards in second quarter ... Had two TFLs in five-tackle performance on Dec. 31 at Kansas City.

College: Played four seasons (2012-15) at Mississippi ... Played every position in the secondary, bouncing between CB and S early in his career before settling full-time at S prior to his senior season ... Semifinalist for the Jim Thorpe Award as a senior, in his first year as a full-time safety.

High school/personal: Hometown is Fayetteville, Ga. (outside Atlanta) ... Attended Sandy Creek High School in Tyrone, Ga. ... As senior, helped team to 12-1 record and berth in state playoffs ... Broke school record with nine INTs as junior ... Graduated from Mississippi with degree in general studies.

NOTE ABOUT NFL EXPERIENCE: Hilton did not earn an accrued year of experience toward NFL free agency in 2016.

MIKE HILTON'S STATISTICS

YEAR	TEAM	G-S	DEFENSE						INTERCEPTIONS					SCORING					
			ST	AT	TT	SKS-YDS	PD	FF	FR-YDS	NO	YDS	AVG	LG	TD	TD	TD-IntRt	TD-FRRt	S	PTS
2016	New England	0-0	DID NOT PLAY*						DID NOT PLAY*					DID NOT PLAY*					
	Pittsburgh	0-0	DID NOT PLAY*						DID NOT PLAY*					DID NOT PLAY*					
2017	Pittsburgh	16-4	42	12	54	4-34	6	1	0-0	2	45	22.5	26	0	0	0	0	0	0
2018	Pittsburgh	15-2	43	13	56	1-6	8	0	2-2	1	0	0.0	0	0	0	0	0	0	0
2019	Pittsburgh	16-8	50	13	63	1.5-10	11	1	1-0	1	1	1.0	1	0	0	0	0	0	0
2020	Pittsburgh	12-6	41	9	50	3-25	7	1	2-22	3	5	1.7	8	0	0	0	0	0	0
2021	Cincinnati	17-9	48	18	66	0-0	5	1	0-0	2	59	29.5	35	1	1	1	0	0	6
2022	Cincinnati	14-4	48	12	60	0-0	6	0	0-0	1	5	5.0	5	0	0	0	0	0	0
2023	Cincinnati	17-13	64	20	84	2-2	8	0	1-0	2	16	8.0	16	0	0	0	0	0	0
N.E. TOTALS		0-0	0	0	0	0-0	0	0	0-0	0	0	—	—	0	0	0	0	0	0
PITT. TOTALS		59-20	176	47	223	9.5-75	32	3	5-24	7	51	7.3	26	0	0	0	0	0	0
CIN. TOTALS		48-26	160	50	210	2-2	19	1	1-0	5	80	16.0	35	1	1	1	0	0	6
CAREER		107-46	336	97	433	11.5-77	51	4	6-24	12	131	10.9	35	1	1	1	0	0	6

(Mike Hilton, continued)

YEAR	TEAM	SPECIAL TEAMS								KICKOFF RETURNS						PUNT RETURNS					
		ST	AT	TT	FF	FR-YDS	BP	BFG	BXP	NO	YDS	AVG	FC	LG	TD	NO	YDS	AVG	FC	LG	TD
2017	Pittsburgh	6	4	10	0	0-0	0	0	0	—	—	—	—	—	—	—	—	—	—	—	—
2018	Pittsburgh	1	0	1	0	0-0	0	0	0	—	—	—	—	—	—	—	—	—	—	—	—
2019	Pittsburgh	2	0	2	0	0-0	0	0	0	—	—	—	—	—	—	—	—	—	—	—	—
2020	Pittsburgh	1	0	1	0	0-0	0	0	0	—	—	—	—	—	—	—	—	—	—	—	—
CAREER		10	4	14	0	0-0	0	0	0	—	—	—	—	—	—	—	—	—	—	—	—

POSTSEASON

YEAR	TEAM	G-S	DEFENSE							INTERCEPTIONS					SCORING				
			ST	AT	TT	SKS-YDS	PD	FF	FR-YDS	NO	YDS	AVG	LG	TD	TD	TD-IntRt	TD-FRRt	S	PTS
2017	Pittsburgh	1-0	0	0	0	0-0	0	0	0-0	0	0	—	—	0	—	—	—	—	—
2020	Pittsburgh	1-0	2	0	2	0-0	0	0	0-0	0	0	—	—	0	—	—	—	—	—
2021	Cincinnati	4-3	8	5	13	0-0	4	0	0-0	1	19	19.0	19	0	—	—	—	—	—
2022	Cincinnati	3-1	12	3	15	1-8	2	0	0-0	0	0	—	—	0	—	—	—	—	—
PITT. TOTALS		2-0	2	0	2	0-0	0	0	0-0	0	0	—	—	0	—	—	—	—	—
CIN. TOTALS		7-4	20	8	28	1-8	6	0	0-0	1	19	19.0	19	0	—	—	—	—	—
CAREER		9-4	22	8	30	1-8	6	0	0-0	1	19	19.0	19	0	—	—	—	—	—

YEAR	TEAM	SPECIAL TEAMS								KICKOFF RETURNS						PUNT RETURNS					
		ST	AT	TT	FF	FR-YDS	BP	BFG	BXP	NO	YDS	AVG	FC	LG	TD	NO	YDS	AVG	FC	LG	TD
2017	Pittsburgh	1	1	2	0	0-0	0	0	0	—	—	—	—	—	—	—	—	—	—	—	
CAREER		1	1	2	0	0-0	0	0	0	—	—	—	—	—	—	—	—	—	—	—	

* NOTE: In 2016, Hilton was on the practice squad for one regular-season game with New England, as well as three regular-season games and three postseason games with Pittsburgh.

2023 GAME-BY-GAME

DATE	OPPONENT	DEFENSE									INTERCEPTIONS				
		ST	AT	TT	SKS-YDS	INT-YDS	PD	FF	FR-YDS	NO	YDS	AVG	LG	TD	
9-10	at Cleveland	1	3	4	0-0	0-0	0	0	0-0	0	0	—	—	0	
9-17	BALTIMORE	4	1	5	0-0	0-0	1	0	0-0	0	0	—	—	0	
9-25	L.A. RAMS	1	1	2	0-0	0-0	1	0	0-0	0	0	—	—	0	
10-1	at Tennessee	2	1	3	0-0	0-0	0	0	0-0	0	0	—	—	0	
10-8	at Arizona	4	0	4	0-0	0-0	0	0	0-0	0	0	—	—	0	
10-15	SEATTLE	4	1	5	0-0	1-0	1	0	0-0	1	0	0.0	0	0	
10-22	— BYE —														
10-29	at San Francisco	3	1	4	0-0	0-0	0	0	0-0	0	0	—	—	0	
11-5	BUFFALO	10	0	10	0-0	0-0	0	0	0-0	0	0	—	—	0	
11-12	HOUSTON	6	2	8	0-0	0-0	0	0	1-0	0	0	—	—	0	
11-16	at Baltimore	4	1	5	1-2	0-0	0	0	0-0	0	0	—	—	0	
11-26	PITTSBURGH	8	0	8	0-0	0-0	0	0	0-0	0	0	—	—	0	
12-4	at Jacksonville	2	3	5	0-0	0-0	1	0	0-0	0	0	—	—	0	
12-10	INDIANAPOLIS	4	1	5	0-0	0-0	0	0	0-0	0	0	—	—	0	
12-16	MINNESOTA	3	0	3	0-0	1-16	2	0	0-0	1	16	16.0	16	0	
12-23	at Pittsburgh	1	4	5	0-0	0-0	1	0	0-0	0	0	—	—	0	
12-31	at Kansas City	4	1	5	1-0	0-0	0	0	0-0	0	0	—	—	0	
1-7	CLEVELAND	3	0	3	0-0	0-0	1	0	0-0	0	0	—	—	0	
TOTALS		64	20	84	2-2	2-16	8	0	1-0	2	16	8.0	16	0	



HUBBARD, SAM

DE #94

Height: 6-5
Weight: 265
College: Ohio State
Experience: 7th-year player in 2024

2023 games-starts: 15-15
Career games-starts: 90-74
Born: 6-29-95
Hometown: Cincinnati, Ohio
Acquired: D3a'18

A Cincinnati native (Archbishop Moeller High School) and 2018 Bengals third-round draft pick who has been a full-time starter at LDE since '19 ... Stout against the run, Hubbard has 52 career TFLs with 30 since 2021 ... His 36.5 career sacks are third most by any player from 2018 rookie class (draft picks and CFAs) ... Has at least six sacks in five of his six NFL seasons ... Responsible for one of the most iconic plays in team history, a 98-yard FR return for a TD in the fourth quarter of the 2022 Wild Card Playoff vs. Baltimore ... Has played primarily DE throughout career, but has also seen action at DT in nickel packages. ... Played safety in high school, where he helped Moeller to back-to-back state titles as a junior and senior, before switching to DE at Ohio State ... Was Bengals' nominee for Walter Payton NFL Man of the Year Award in 2021 and '22.

Career transactions: Selected by Cincinnati in third round of 2018 NFL Draft (77th overall) ... Signed with Bengals on 6-21-18 ... Signed contract extension with Bengals on 7-26-21.

Pro career: 2018—Played in all 16 games as a rookie, and totaled six sacks (third on team), a FF and a FR ... Played primarily as a rotational defensive lineman, seeing action on 508 of 1129 possible defensive snaps (45 percent) ... Primary position was DE, but also played DT in nickel packages ... Also served as lead-blocker in goal-line situations, and helped HB Joe Mixon to one-yard TD runs in Game 1 at Indianapolis and Game 10 at Baltimore ... Logged first career sack on Sept. 13 vs. Baltimore, bringing down QB Joe Flacco ... On Oct. 7 vs. Miami, recovered a Ryan Tannehill fumble (forced by DE Carlos Dunlap) late in fourth quarter and returned it 19 yards for a TD, putting the Bengals ahead by two scores and sealing a win ... On Dec. 16 vs. Oakland, had two sacks of QB Derek Carr, including a strip sack (recovered by Dunlap). **2019**—Started 15 games at RDE ... Missed Game 13 at Cleveland due to knee injury ... Led D-line in tackles (76), and ranked second on team in sacks (8.5) ... Also had three PDs and a FF ... Recorded team-high 10 tackles and two sacks in season opener at Seattle ... Had seven tackles and a FF on Sept. 22 at Buffalo ... On Dec. 15 vs. New England, sacked QB Tom Brady for five-yard loss on a third down, forcing a Patriots punt ... Recorded six tackles and 1.5 sacks in season finale vs. Cleveland. **2020**—Played in 13 games (all starts) ... Started five contests at RDE (Games 1-4, 9) and eight at LDE (Games 5, 10-16) ... Placed on Reserve/Injured (elbow) for Games 6-8 ... Totaled 62 tackles, two sacks, three PDs and one FF ... Had a strip sack of QB Deshaun Watson late in fourth quarter on Dec. 27 at Houston, helping seal Bengals win. **2021**—Started 16 regular-season games and all four postseason games (all at LDE) ... Active/DNP in regular-season finale at Cleveland, as Cincinnati rested its starters for playoffs ... Led defensive line with 62 tackles, including 7.5 sacks (second on team) and 12 TFLs, with three PDs, a FF and two FRs ... Helped Cincinnati rank fifth leaguewide in rushing defense (102.5 yards per game) in regular season ... Posted career-high 2.5 sacks on Oct. 24 at Baltimore ... On Nov. 21 at Las Vegas, recovered a fumble late in fourth quarter to preserve Bengals win ... Tallied 22 tackles, with team-leading five TFLs and three sacks in postseason ... Sacked QB Derek Carr for seven-yard loss to force Raiders punt in Wild Card Playoff vs. Las Vegas ... Recorded a sack of QB Patrick Mahomes on back-to-back plays in final two minutes of fourth quarter in AFC

Championship, forcing Chiefs to kick FG to send game into OT ... Had eight tackles, with two TFLs, in Super Bowl LVI vs. L.A. Rams. **2022**—Played and started 15 regular-season games and all three postseason contests (all at LDE) ... Inactive for Game 15 at New England due to calf injury ... Recorded 60 tackles (34 solos), with 6.5 sacks and a team-leading 11 TFLs ... Also had three PDs and a FF ... Helped Bengals rank seventh leaguewide in rushing defense (106.6 yards per game) ... Had seven tackles with a half sack and a PD on Oct. 16 at New Orleans ... Logged nine tackles, a sack and a FF on Oct. 31 at Cleveland ... Recorded a sack in three straight games (Game 12 at Tennessee, Game 13 vs. Kansas City, Game 14 vs. Cleveland), with 14 total tackles in that span ... Had seven stops with one sack in the postseason ... In fourth quarter of Wild Card Playoff vs. Baltimore, recovered fumble by QB Tyler Huntley at Bengals' goal line and returned it 98 yards for what became game-winning TD; play marked the longest fumble return for TD in NFL postseason history, and longest TD of any kind in Bengals postseason history ... In AFC Championship at Kansas City, sacked QB Patrick Mahomes for two-yard loss in third quarter, then later in the quarter recovered a Mahomes fumble at Chiefs' 45-yard line to set up a game-tying TD drive. **2023**—Played in 15 games (all starts) ... Inactive for two games (Games 9-10) due to ankle injury ... Recorded 58 tackles (38 solos), with six sacks and seven TFLs, along with two FRs ... Opened the year with season-high eight tackles on Sept. 10 at Cleveland ... In Week 3 vs. L.A. Rams, sacked QB Matthew Stafford for loss of eight yards on Rams' final drive in fourth quarter ... Recovered a fumble (forced by DE Trey Hendrickson) in fourth quarter on Oct. 8 at Arizona, setting up Bengals FG drive to extend lead ... On Oct. 15 vs. Seattle, sacked QB Geno Smith on fourth-and-goal late in fourth quarter to end potential go-ahead scoring drive ... Recorded six tackles with a sack on Oct. 29 at San Francisco ... Recovered fumble forced by Hendrickson on Dec. 31 at Kansas City, setting up Bengals TD drive in second quarter ... Sacked QB Jeff Driskel for seven-yard loss on Jan. 7 vs. Cleveland.

College: Spent four years (2014-17) at Ohio State, with a redshirt season during the Buckeyes' national championship run in '14 ... Played in 40 career games (22 starts), and totaled 116 tackles, including 29.5 TFLs and 17 sacks, as well as one INT, three pass breakups, three FFs and two FRs ... Helped OSU to a combined record of 35-5 during his three seasons of action ... Also an accomplished student at OSU, he was a first-team Academic All-American (2016), three-time Academic All-Big Ten honoree ('15-17), and three-time OSU Scholar Athlete ('14-16).


High school/personal: Hometown is Cincinnati ... Attended Archbishop Moeller High School in Cincinnati ... Played safety for the Crusaders, and helped lead team to state titles in junior (2012) and senior ('13) seasons ... Earned first-team Division I all-state honors (AP) as safety in 2013 ... Was committed to play lacrosse at Notre Dame, before accepting football scholarship at Ohio State ... Graduated from Ohio State with degree in finance; minored in history ... Started the Sam Hubbard Foundation in 2021, with the goal of bringing equitable access to food, education and a healthy lifestyle for all Cincinnatians ... Was selected as Bengals' nominee for the Walter Payton NFL Man of the Year Award in 2021 and '22.

SAM HUBBARD'S STATISTICS

YEAR	TEAM	G-S	DEFENSE						INTERCEPTIONS					SCORING					
			ST	AT	TT	SKS-YDS	PD	FF	FR-YDS	NO	YDS	AVG	LG	TD	TD	TD-IntRt	TD-FRRt	S	PTS
2018	Cincinnati	16-0	27	12	39	6-37	2	1	1-19	—	—	—	—	—	1	0	1	0	6
2019	Cincinnati	15-15	46	30	76	8.5-56.5	3	1	0-0	—	—	—	—	—	0	0	0	0	0
2020	Cincinnati	13-13	33	29	62	2-8	3	1	0-0	—	—	—	—	—	0	0	0	0	0
2021	Cincinnati	16-16	33	29	62	7.5-32	3	1	2-43	—	—	—	—	—	0	0	0	0	0
2022	Cincinnati	15-15	34	26	60	6.5-39.5	3	1	0-0	—	—	—	—	—	0	0	0	0	0
2023	Cincinnati	15-15	38	20	58	6-38	0	0	2-0	—	—	—	—	—	0	0	0	0	0
CAREER		90-74	211	146	357	36.5-211	14	5	5-62	—	—	—	—	—	1	0	1	0	6

POSTSEASON																			
YEAR	TEAM	G-S	DEFENSE							INTERCEPTIONS					SCORING				
			ST	AT	TT	SKS-YDS	PD	FF	FR-YDS	NO	YDS	AVG	LG	TD	TD	TD-IntRt	TD-FRRt	S	PTS
2021	Cincinnati	4-4	13	9	22	3-29	1	1	0-0	—	—	—	—	—	0	0	0	0	0
2022	Cincinnati	3-3	4	3	7	1-2	0	0	2-98	—	—	—	—	—	1	0	1	0	6
CAREER		7-7	17	12	29	4-31	1	1	2-98	—	—	—	—	—	1	0	1	0	6

2023 GAME-BY-GAME																
DATE	OPPONENT	DEFENSE									INTERCEPTIONS					
		ST	AT	TT	SKS-YDS	INT-YDS	PD	FF	FR-YDS	NO	YDS	AVG	LG	TD		
9-10	at Cleveland	3	5	8	0-0	0-0	0	0	0-0	—	—	—	—	—		
9-17	BALTIMORE	2	2	4	0-0	0-0	0	0	0-0	—	—	—	—	—		
9-25	L.A. RAMS	5	1	6	1-8	0-0	0	0	0-0	—	—	—	—	—		
10-1	at Tennessee	4	0	4	1-2	0-0	0	0	0-0	—	—	—	—	—		
10-8	at Arizona	3	0	3	0-0	0-0	0	0	1-0	—	—	—	—	—		
10-15	SEATTLE	4	2	6	1-8	0-0	0	0	0-0	—	—	—	—	—		
10-22	— BYE —															
10-29	at San Francisco	4	2	6	1-6	0-0	0	0	0-0	—	—	—	—	—		
11-5	BUFFALO	0	0	0	0-0	0-0	0	0	0-0	—	—	—	—	—		
11-12	HOUSTON															
11-16	at Baltimore															
11-26	PITTSBURGH	2	2	4	0-0	0-0	0	0	0-0	—	—	—	—	—		
12-4	at Jacksonville	1	2	3	1-7	0-0	0	0	0-0	—	—	—	—	—		
12-10	INDIANAPOLIS	2	1	3	0-0	0-0	0	0	0-0	—	—	—	—	—		
12-16	MINNESOTA	3	0	3	0-0	0-0	0	0	0-0	—	—	—	—	—		
12-23	at Pittsburgh	1	1	2	0-0	0-0	0	0	0-0	—	—	—	—	—		
12-31	at Kansas City	3	2	5	0-0	0-0	0	0	1-0	—	—	—	—	—		
1-7	CLEVELAND	1	0	1	1-7	0-0	0	0	0-0	—	—	—	—	—		
TOTALS		38	20	58	6-38	0-0	0	0	2-0	—	—	—	—	—		



HUDSON, TANNER

TE #87

Height: 6-5
Weight: 239
College: Southern Arkansas
Experience: 5th-year player in 2024

2023 games-starts: 12-1
Career games-starts: 45-2
Born: 11-12-94
Hometown: Camden, Tenn.
Acquired: FA'22

Hudson began the 2023 season on Cincinnati's practice squad, but was signed to the active roster on Nov. 1 and emerged as a prominent offensive contributor ... Recorded career highs in receptions (39) and receiving yards (352) in 12 games played ... He originally joined the Bengals' practice squad late in the 2022 season, after spending time with Tampa Bay (2019-20), San Francisco ('21) and the N.Y. Giants ('22) ... Played in all four postseason contests for Buccaneers 2020 team that won Super Bowl LV ... Entered the NFL as a college free agent signee of Tampa Bay in 2018, and spent his rookie season on the Bucs' practice squad before earning a roster spot for the '19 campaign ... Played in 43 games during a four-year college career at Southern Arkansas University (Division II).

Career transactions: Signed with Tampa Bay as college free agent on 5-11-18 ... Waived by Buccaneers on 9-1-18 ... Signed to Buccaneers practice squad on 9-2-18 ... Signed to Buccaneers roster on 12-11-18 ... Signed contract extension with Buccaneers on 3-13-20 ... Waived by Buccaneers on 9-5-20 ... Signed to Buccaneers practice squad on 9-6-20 ... Signed to Buccaneers roster on 9-23-20 ... Signed contract extension with Buccaneers on 3-10-21 ... Waived by Buccaneers on 8-31-21 ... Signed to San Francisco practice squad on 9-2-21 ... Signed to 49ers roster on 1-1-22 ... Waived by 49ers on 1-7-22 ... Signed to 49ers practice squad on 1-10-22 ... Signed to 49ers roster on 1-31-22 (Reserve/Future) ... Contract terminated by 49ers on 8-23-22 ... Signed with N.Y. Giants as free agent on 8-25-22 ... Contract terminated by Giants on 8-31-22 ... Re-signed with Giants as free agent on 9-1-22 ... Waived by Giants on 12-3-22 ... Signed to Cincinnati practice squad on 12-6-22 ... Signed to Bengals roster on 1-31-23 (Reserve/Future) ... Contract terminated by Bengals on 8-29-23 ... Signed to Bengals practice squad on 8-30-23 ... Signed to Bengals roster on 11-1-23 ... Bengals contract expired on 3-13-24; became unrestricted free agent ... Re-signed with Bengals as unrestricted free agent on 3-15-24.

Pro career: 2018—Spent offseason with Tampa Bay, was waived at final cuts, and then signed to the team's practice squad where he spent the rest of his rookie season. **2019**—Made Tampa Bay's active roster out of training camp ... Played in nine games, recording two catches for 26 yards ... Made NFL debut on Oct. 27 at Tennessee (no stats) ... Had first career reception on Nov. 3 at Seattle, a 12-yarder from QB Jameis Winston in the fourth quarter. **2020**—Began season on Tampa Bay's practice squad, but was elevated to active roster (standard elevation) for Game 2 vs. Carolina, and was signed to active roster for final 14 regular-season games ... Caught three passes for 41 yards ... Hauled in then-career-long 20-yard catch on Dec. 26 at Detroit ... Inactive for regular-

season finale, but played 16 snaps in four postseason contests to help Buccaneers to Super Bowl LV title. **2021**—Spent offseason and training camp with Tampa Bay, then was waived at final cuts and signed to San Francisco's practice squad ... Played in two games as a practice squad elevation, and did not record any stats ... Inactive for regular-season finale after being signed to active roster that week ... Waived and signed to 49ers' practice squad, where he spent each of the team's three postseason games. **2022**—Waived by San Francisco during training camp and signed by the N.Y. Giants, and played in the Giants' final preseason contest ... Played in Giants' first 11 games of regular season, recording 10 catches for 132 yards (13.2 average) ... Had three grabs for 58 yards on Oct. 30 at Seattle, including 27-yarder in the fourth quarter ... Waived by Giants on Dec. 3, then signed to Cincinnati's practice squad, where he spent the rest of the season. **2023**—Played in 12 games (one start at TE) ... Elevated to active roster from practice squad for Game 3 vs. L.A. Rams and Game 4 at Tennessee ... Signed to active roster on Nov. 1 ... Caught 39 passes for 352 yards and one TD ... Had two catches for 30 yards on Sept. 25 vs. L.A. Rams, with 26-yarder in second quarter setting up Bengals FG ... Made second career start Nov. 5 vs. Buffalo after signing to active roster four days prior; caught four passes for 45 yards vs. Bills, including 17-yarder on third down in fourth quarter during Bengals FG drive ... Had career-high six catches for 33 yards on Nov. 12 vs. Houston, with five for 28 coming on opening TD drive ... Scored first career TD on Dec. 10 vs. Indianapolis on 11-yard catch to put Bengals in front in third quarter ... Recorded team-high five grabs for 49 yards on Dec. 16 vs. Minnesota.

College: Spent four seasons at Southern Arkansas University (2014-17), where he played in 43 career games ... Recorded 143 catches for 2152 yards (15.0 average) and 25 TDs ... Also rushed for 79 yards and one TD on 11 carries ... Led the team with 624 receiving yards as a senior in 2017 ... Named second-team Division II All-American by the American Football Coaches Association ... Posted career highs in receptions (48), receiving yards (763) and receiving TDs (nine) as a junior ... Transferred to Southern Arkansas after redshirting as a freshman at the University of Memphis.

High school/personal: Hometown is Camden, Tenn. ... Attended Camden Central High School ... Played quarterback, kicker and punter ... Played just four games as a senior due to injury, but averaged 43.5 yards per punt ... Also played basketball.

NOTE ABOUT NFL EXPERIENCE: Hudson did not earn an accrued year of experience toward NFL free agency in 2018 or '21.

TANNER HUDSON'S STATISTICS

YEAR	TEAM	G-S	RECEIVING					RUSHING					SCORING						
			NO	YDS	AVG	LG	TD	ATT	YDS	AVG	LG	TD	TD	TD-R	TD-P	TD-Rt	2-PtC	PTS	
2018	Tampa Bay	0-0	DID NOT PLAY*					DID NOT PLAY*					DID NOT PLAY*						
2019	Tampa Bay	9-1	2	26	13.0	14	0	—	—	—	—	—	0	0	0	0	0	0	0
2020	Tampa Bay	11-0	3	41	13.7	20	0	—	—	—	—	—	0	0	0	0	0	0	
2021	San Francisco	2-0	0	0	—	—	0	—	—	—	—	—	0	0	0	0	0	0	
2022	N.Y. Giants	11-0	10	132	13.2	27	0	—	—	—	—	—	0	0	0	0	0	0	
	Cincinnati	0-0	DID NOT PLAY*					DID NOT PLAY*					DID NOT PLAY*						
2023	Cincinnati	12-1	39	352	9.0	26	1	—	—	—	—	—	1	0	1	0	0	6	
T.B. TOTALS		20-1	5	67	13.4	20	0	—	—	—	—	—	0	0	0	0	0	0	
S.F. TOTALS		2-0	0	0	—	—	0	—	—	—	—	—	0	0	0	0	0	0	
NYG TOTALS		11-0	10	132	13.2	27	0	—	—	—	—	—	0	0	0	0	0	0	
CIN. TOTALS		12-1	39	352	9.0	26	1	—	—	—	—	—	0	0	0	0	0	0	
CAREER		45-2	54	551	10.2	27	1	—	—	—	—	—	1	0	1	0	0	6	

PASSING

YEAR	TEAM	ATT	CMP	CMP%	YDS	YDS/ATT	TD	TD%	INT	INT%	LG	SKD-YDS	RAT
2023	Cincinnati	0	0	—	0	—	0	—	0	—	—	—	1-4
CAREER		0	0	—	0	—	0	—	0	—	—	—	1-4


RECEIVING SINGLE-GAME HIGHS: RECEPTIONS—6 (for Cincinnati; 11-12-23 vs. Houston). YARDS—58 (for N.Y. Giants; 10-30-22 at Seattle). LONG—27 (for N.Y. Giants; 10-30-22 at Seattle). TOUCHDOWNS—1 (for Cincinnati; 12-10-23 vs. Indianapolis).

POSTSEASON																		
YEAR	TEAM	G-S	RECEIVING					RUSHING					SCORING					
			NO	YDS	AVG	LG	TD	ATT	YDS	AVG	LG	TD	TD	TD-R	TD-P	TD-Rt	2-PtC	PTS
2020	Tampa Bay	4-0	0	0	—	—	0	—	—	—	—	—	—	—	—	—	—	—
2021	San Francisco	0-0	DID NOT PLAY*					DID NOT PLAY*					DID NOT PLAY*					
2022	Cincinnati	0-0	DID NOT PLAY*					DID NOT PLAY*					DID NOT PLAY*					
CAREER		4-0	0	0	—	—	0	—	—	—	—	—	—	—	—	—	—	—

* NOTE: Hudson was on the practice squad for 13 regular-season games and inactive for three regular-season games with Tampa Bay in 2020. In 2021, he was on the practice squad for three postseason games with San Francisco. In 2022, he was on the practice squad for four regular-season games and three postseason games with Cincinnati.

2023 GAME-BY-GAME																
DATE	OPPONENT	RECEIVING					RUSHING									
		NO	YDS	AVG	LG	TD	ATT	YDS	AVG	LG	TD					
9-10	at Cleveland	PRACTICE SQUAD					PRACTICE SQUAD									
9-17	BALTIMORE	PRACTICE SQUAD					PRACTICE SQUAD									
9-25	L.A. RAMS	2	30	15.0	26	0	—	—	—	—	—	—	—	—	—	—
10-1	at Tennessee	2	18	9.0	12	0	—	—	—	—	—	—	—	—	—	—
10-8	at Arizona	PRACTICE SQUAD					PRACTICE SQUAD									
10-15	SEATTLE	PRACTICE SQUAD					PRACTICE SQUAD									
10-22	— BYE —															
10-29	at San Francisco	PRACTICE SQUAD					PRACTICE SQUAD									
11-5	BUFFALO	4	45	11.3	17	0	—	—	—	—	—	—	—	—	—	—
11-12	HOUSTON	6	33	5.5	13	0	—	—	—	—	—	—	—	—	—	—
11-16	at Baltimore	4	49	12.3	21	0	—	—	—	—	—	—	—	—	—	—
11-26	PITTSBURGH	4	18	4.5	6	0	—	—	—	—	—	—	—	—	—	—
12-4	at Jacksonville	4	35	8.8	24	0	—	—	—	—	—	—	—	—	—	—
12-10	INDIANAPOLIS	2	21	10.5	11t	1	—	—	—	—	—	—	—	—	—	—
12-16	MINNESOTA	5	49	9.8	14	0	—	—	—	—	—	—	—	—	—	—
12-23	at Pittsburgh	1	5	5.0	5	0	—	—	—	—	—	—	—	—	—	—
12-31	at Kansas City	3	38	12.7	15	0	—	—	—	—	—	—	—	—	—	—
1-7	CLEVELAND	2	11	5.5	8	0	—	—	—	—	—	—	—	—	—	—
TOTALS		39	352	9.0	26	1	—	—	—	—	—	—	—	—	—	—

PASSING											
DATE	OPPONENT	ATT	CMP	YDS	SKD-YDS	TD	LG	INT	RAT		
9-10	at Cleveland	PRACTICE SQUAD									
9-17	BALTIMORE	PRACTICE SQUAD									
9-25	L.A. RAMS	0	0	0	0-0	0	—	0	—		
10-1	at Tennessee	0	0	0	0-0	0	—	0	—		
10-8	at Arizona	PRACTICE SQUAD									
10-15	SEATTLE	PRACTICE SQUAD									
10-22	— BYE —										
10-29	at San Francisco	PRACTICE SQUAD									
11-5	BUFFALO	0	0	0	0-0	0	—	0	—		
11-12	HOUSTON	0	0	0	0-0	0	—	0	—		
11-16	at Baltimore	0	0	0	0-0	0	—	0	—		
11-26	PITTSBURGH	0	0	0	0-0	0	—	0	—		
12-4	at Jacksonville	0	0	0	0-0	0	—	0	—		
12-10	INDIANAPOLIS	0	0	0	0-0	0	—	0	—		
12-16	MINNESOTA	0	0	0	1-4	0	—	0	—		
12-23	at Pittsburgh	0	0	0	0-0	0	—	0	—		
12-31	at Kansas City	0	0	0	0-0	0	—	0	—		
1-7	CLEVELAND	0	0	0	0-0	0	—	0	—		
TOTALS		0	0	0	1-4	0	—	0	—		



IOSIVAS, ANDREI

WR #80

Height: 6-3
Weight: 205
College: Princeton
Experience: 2nd-year player in 2024

2023 games-starts: 16-1
Career games-starts: 16-1
Born: 10-15-99
Hometown: Honolulu, Hawaii
Acquired: D6a'23

A sixth-round draft selection of the Bengals in 2023, Iosivas earned a roster spot out of training camp and contributed on offense and special teams during his rookie season ... Caught 15 passes for 116 yards and four TDs in 2023, while logging 217 special teams snaps ... An FCS All-American during his career at Princeton, he was the Bengals' first draft pick out of an Ivy League school since 1976 (LB Reggie Williams, Dartmouth and QB Bob Bateman, Brown) ... Finished his Princeton career ranked third in program history in TD receptions (16) and sixth in receiving yards (1909) ... Also competed for the Princeton men's track and field teams, earning All-America honors in the heptathlon at the 2022 NCAA Indoor Championships ... A native of Honolulu, Hawaii, he is the only native of The Aloha State on the Bengals' roster.

Career transactions: Selected by Cincinnati in sixth round of 2023 NFL Draft (206th overall) ... Signed by Bengals on 5-12-23.

Pro career: 2023—Played in 16 games with one start at WR in rookie season ... Inactive for Game 10 at Baltimore due to knee injury ... Caught 15 passes for 116 yards and four TDs ... Also had four special teams tackles (tied for fourth on team) ... Made NFL debut on Sept. 10 at Cleveland, playing one offensive snap and 25 special teams snaps ... Notched first career reception on Oct. 8 at Arizona, a nine-yarder during fourth-quarter Bengals TD drive ... First career TD came on Oct. 15 vs. Seattle, when he caught a three-yard pass from QB Joe Burrow to give Bengals the lead in second quarter ... Caught another TD pass from Burrow the following game on Oct. 29 at San Francisco, giving Cincinnati the lead on final play of the first quarter ... Had career-long 16-yard catch to convert third down on Nov. 26 vs. Pittsburgh ... Caught four passes for

36 yards on Dec. 23 at Pittsburgh, with three going for first downs ... Made first career start in regular-season finale vs. Cleveland, and posted five catches for 36 yards and two TDs; both TDs came in second quarter on passes from QB Jake Browning.

College: Saw three seasons of action at Princeton (2019; 2021-22) ... Participated in practices and in J.V. games as a freshman in 2018, then did not play in '20 as Ivy League season was canceled due to COVID-19 pandemic ... Played in 29 games with 20 starts ... Finished career ranked 12th in program history in receptions (125), sixth in receiving yards (1909) and third in receiving TDs (16) ... Also had five rushing attempts for 17 yards ... Selected a team captain in 2022, and earned AP FCS All-America second team along with All-Ivy first-team honors ... Led Ivy League that season in catches (66), receiving yards (943) and receiving TDs (seven) ... Participated in 2023 Reese's Senior Bowl.

High school/personal: Hometown is Honolulu, Hawaii ... Attended Punahou School in Honolulu, where he earned first-team all-conference honors as a senior team captain in 2017 ... Also lettered in track and basketball in high school ... In addition to football, had a successful collegiate career as a member of the Princeton men's track and field team ... Earned All-America status in the heptathlon at the 2022 NCAA Indoor Track and Field Championships ... Was a three-time Ivy League champion in the heptathlon (2019, '20, '22) ... Ran the fastest 60-meter dash (6.71 seconds) in the heptathlon in NCAA Indoor Championships history in 2022 ... Graduated from Princeton with degree in political science and government in 2023 ... First name is pronounced "AHN-dray" and last name is pronounced "YO-see-vahsh."

ANDREI IOSIVAS' STATISTICS

YEAR	TEAM	G-S	RECEIVING					RUSHING					SCORING							
			NO	YDS	AVG	LG	TD	ATT	YDS	AVG	LG	TD	TD	TD-R	TD-P	TD-Rt	2-PtC	PTS		
2023	Cincinnati	16-1	15	116	7.7	16	4	—	—	—	—	—	—	—	4	0	4	0	0	24
CAREER		16-1	15	116	7.7	16	4	—	—	—	—	—	—	—	4	0	4	0	0	24


YEAR	TEAM	SPECIAL TEAMS					KICKOFF RETURNS					PUNT RETURNS									
		ST	AT	TT	FF	FR-YDS	BP	BFG	BXP	NO	YDS	AVG	FC	LG	TD	NO	YDS	AVG	FC	LG	TD
2023	Cincinnati	3	1	4	0	0-0	0	0	0	—	—	—	—	—	—	1	0	0.0	0	0	0
CAREER		3	1	4	0	0-0	0	0	0	—	—	—	—	—	—	1	0	0.0	0	0	0

RECEIVING SINGLE-GAME HIGHS: RECEPTIONS—5 (1-7-24 vs. Cleveland). YARDS—36 (two times; most recently on 1-7-24 vs. Cleveland). LONG—16 (11-26-23 vs. Pittsburgh). TOUCHDOWNS—2 (1-7-24 vs. Cleveland).

2023 GAME-BY-GAME

DATE	OPPONENT	RECEIVING					RUSHING				
		NO	YDS	AVG	LG	TD	ATT	YDS	AVG	LG	TD
9-10	at Cleveland	0	0	—	—	0	—	—	—	—	—
9-17	BALTIMORE	0	0	—	—	0	—	—	—	—	—
9-25	L.A. RAMS	0	0	—	—	0	—	—	—	—	—
10-1	at Tennessee	0	0	—	—	0	—	—	—	—	—
10-8	at Arizona	1	9	9.0	9	0	—	—	—	—	—
10-15	SEATTLE	1	3	3.0	3t	1	—	—	—	—	—
10-22	— BYE —	—	—	—	—	—	—	—	—	—	—
10-29	at San Francisco	1	2	2.0	2t	1	—	—	—	—	—
11-5	BUFFALO	1	9	9.0	9	0	—	—	—	—	—
11-12	HOUSTON	0	0	—	—	0	—	—	—	—	—
11-16	at Baltimore	—	—	—	—	—	—	—	—	—	—
11-26	PITTSBURGH	1	16	16.0	16	0	—	—	—	—	—
12-4	at Jacksonville	0	0	—	—	0	—	—	—	—	—
12-10	INDIANAPOLIS	0	0	—	—	0	—	—	—	—	—
12-16	MINNESOTA	1	5	5.0	5	0	—	—	—	—	—
12-23	at Pittsburgh	4	36	9.0	12	0	—	—	—	—	—
12-31	at Kansas City	0	0	—	—	0	—	—	—	—	—
1-7	CLEVELAND	5	36	7.2	15	2	—	—	—	—	—
TOTALS		15	116	7.7	16	4	—	—	—	—	—

DATE	OPPONENT	SPECIAL TEAMS								KICKOFF RETURNS						PUNT RETURNS					
		ST	AT	TT	FF	FR-YDS	BP	BFG	BXP	NO	YDS	AVG	FC	LG	TD	NO	YDS	AVG	FC	LG	TD
9-10	at Cleveland	0	0	0	0	0-0	0	0	0	—	—	—	—	—	—	0	0	—	0	—	0
9-17	BALTIMORE	0	0	0	0	0-0	0	0	0	—	—	—	—	—	—	0	0	—	0	—	0
9-25	L.A. RAMS	0	0	0	0	0-0	0	0	0	—	—	—	—	—	—	0	0	—	0	—	0
10-1	at Tennessee	0	1	1	0	0-0	0	0	0	—	—	—	—	—	—	0	0	—	0	—	0
10-8	at Arizona	0	0	0	0	0-0	0	0	0	—	—	—	—	—	—	0	0	—	0	—	0
10-15	SEATTLE	0	0	0	0	0-0	0	0	0	—	—	—	—	—	—	0	0	—	0	—	0
10-22	— BYE —																				
10-29	at San Francisco	1	0	1	0	0-0	0	0	0	—	—	—	—	—	—	0	0	—	0	—	0
11-5	BUFFALO	0	0	0	0	0-0	0	0	0	—	—	—	—	—	—	0	0	—	0	—	0
11-12	HOUSTON	0	0	0	0	0-0	0	0	0	—	—	—	—	—	—	0	0	—	0	—	0
11-16	at Baltimore					INACTIVE															
11-26	PITTSBURGH	1	0	1	0	0-0	0	0	0	—	—	—	—	—	—	0	0	—	0	—	0
12-4	at Jacksonville	1	0	1	0	0-0	0	0	0	—	—	—	—	—	—	0	0	—	0	—	0
12-10	INDIANAPOLIS	0	0	0	0	0-0	0	0	0	—	—	—	—	—	—	0	0	—	0	—	0
12-16	MINNESOTA	0	0	0	0	0-0	0	0	0	—	—	—	—	—	—	1	0	0.0	0	0	0
12-23	at Pittsburgh	0	0	0	0	0-0	0	0	0	—	—	—	—	—	—	0	0	—	0	—	0
12-31	at Kansas City	0	0	0	0	0-0	0	0	0	—	—	—	—	—	—	0	0	—	0	—	0
1-7	CLEVELAND	0	0	0	0	0-0	0	0	0	—	—	—	—	—	—	0	0	—	0	—	0
TOTALS		3	1	4	0	0-0	0	0	0	—	—	—	—	—	—	1	0	0.0	0	0	0



IRWIN, TRENTON

WR #16

Height: 6-2
Weight: 200
College: Stanford
Experience: 5th-year player in 2024

2023 games-starts: 16-5
Career games-starts: 34-7
Born: 12-10-95
Hometown: Valencia, Calif.
Acquired: FA'19

Recognized by his coaches and teammates as one of the Bengals' hardest-working players, Irwin emerged as a key offensive weapon in 2022 after spending time between Cincinnati's practice squad and active roster since '19 ... He posted career highs in receptions (25) and receiving yards (316) in 16 games in 2023 ... Entered the 2022 campaign with three career receptions, but over the past two seasons he has totaled 40 catches for 547 yards and five TDs ... Listed as a backup WR on the depth chart, but started five games in 2023 and has been utilized at multiple WR positions ... Originally was a CFA signee of Miami Dolphins in 2019 ... Was a child actor and appeared in multiple commercials, the most notable of which was a popular Kraft Velveeta spot in 2010.

Career transactions: Signed with Miami as college free agent on 5-10-19 ... Waived by Dolphins on 8-31-19 ... Signed to Cincinnati practice squad on 10-3-19 ... Signed to Bengals roster on 12-27-19 ... Waived by Bengals on 9-5-20 ... Signed to Bengals practice squad on 9-6-20 ... Signed to Bengals roster on 1-4-21 ... Waived by Bengals on 9-1-21 ... Signed to Bengals practice squad on 9-3-21 ... Signed to Bengals roster on 9-15-21 ... Bengals contract expired on 3-16-22; received no minimum salary offer and became free agent ... Re-signed with Bengals as free agent on 3-21-22 ... Waived by Bengals on 8-30-22 ... Signed to Bengals practice squad on 8-31-22 ... Signed to Bengals roster on 11-22-22 ... Bengals contract expired on 3-13-24; became unrestricted free agent ... Re-signed with Bengals as unrestricted free agent on 3-19-24.

Pro career: 2019—Played in one game for Bengals (no statistics) ... College free agent signee of the Dolphins spent preseason with Miami before being waived at final cuts ... Signed on Oct. 3 to Bengals' practice squad, where he spent Games 5-15 ... Promoted to active roster on Dec. 27, and made NFL debut in season finale vs. Cleveland (no statistics). **2020**—Spent entire season on Bengals' practice squad and played in one game (Dec. 27 at Houston) as a standard elevation ... Played five offensive snaps at Houston and recorded first career catch for five yards. **2021**—Played in seven regular-season games for AFC Champion Bengals ... Saw action on 83 offensive snaps during regular season, along with 15 on special teams ... Had two catches for 34 yards, and returned three punts for 31 yards ... Inactive for all four postseason games. **2022**—Played nine regular-season games (two starts) and all three postseason games ... Spent first seven games on practice squad, before being elevated for Games 8-10 ... Signed Nov. 22 to the active roster, where he spent the rest of

the season ... Totaled 15 catches for 231 yards and four TDs during regular season ... Also had one carry for 11 yards ... Scored first career TD in first career start on Nov. 20 at Pittsburgh, a one-yarder from QB Joe Burrow in third quarter ... Caught two passes for 58 yards on Dec. 11 vs. Cleveland, including 45-yard TD on a flea flicker play in the third quarter ... Had two TD catches in the first half on Dec. 24 at New England; finished with three grabs for 45 yards ... Saw action on 74 offensive snaps in the postseason, catching two passes for 19 yards and returning a kickoff for eight yards. **2023**—Played in 16 games with five starts at WR ... Inactive for Game 3 vs. the L.A. Rams (coaches' decision) ... Recorded career highs in receptions (25) and receiving yards (316), and had one TD ... Also returned 10 punts for 98 yards ... Made first start of season on Oct. 8 at Arizona and registered career-high eight catches for 60 yards, with four grabs going for first downs ... Also had four PRs for 68 yards against the Cardinals, two of which went for over 20 yards ... Hauled in catches on back-to-back plays for a combined 24 yards during fourth-quarter TD drive on Oct. 29 at San Francisco ... Lone TD of the season was a 32-yard scoring catch on pass from QB Joe Burrow to cap off opening drive on Nov. 12 vs. Houston ... Caught three passes for 36 yards on Nov. 16 at Baltimore, including 14-yarder from QB Jake Browning to help set up Bengals FG in third quarter ... Started and had four grabs for 37 yards on Dec. 23 at Pittsburgh.

College: Spent four seasons (2015-18) at Stanford ... Played in 53 career games (12 starts), and caught 152 passes for 1738 yards and five TDs ... Receptions total ranked 10th in school history at end of his career, while receiving yardage ranked 12th ... Also returned 22 punts for 230 yards ... Finished college career with at least one catch in 40 consecutive games.

High school/personal: Hometown is Valencia, Calif. ... Attended Hart High School in Santa Clarita, Calif., where he set California state records for both career receptions (285) and receiving yards (5268), while scoring 61 total TDs ... Caught 106 passes for 1974 yards and 22 TDs as a senior ... Growing up, he was a child actor who appeared in several commercials, the most notable of which was a national spot for Kraft Velveeta in 2010 ... Science, tech and society major at Stanford.

NOTE ABOUT NFL EXPERIENCE: Irwin did not earn an accrued year of experience toward NFL free agency in 2019.

TRENTON IRWIN'S STATISTICS

YEAR	TEAM	G-S	RECEIVING					RUSHING					SCORING						
			NO	YDS	AVG	LG	TD	ATT	YDS	AVG	LG	TD	TD	TD-R	TD-P	TD-Rt	2-PtC	PTS	
2019	Cincinnati	1-0	0	0	—	—	0	0	0	—	—	0	0	0	0	0	0	0	0
2020	Cincinnati	1-0	1	5	5.0	5	0	0	0	—	—	0	0	0	0	0	0	0	0
2021	Cincinnati	7-0	2	34	17.0	25	0	0	0	—	—	0	0	0	0	0	0	0	0
2022	Cincinnati	9-2	15	231	15.4	45t	4	1	11	11.0	11	0	4	0	4	0	0	0	24
2023	Cincinnati	16-5	25	316	12.6	32t	1	0	0	—	—	0	1	0	1	0	0	0	6
CAREER		34-7	43	586	13.6	45t	5	1	11	11.0	11	0	5	0	5	0	0	0	30

YEAR	TEAM	SPECIAL TEAMS					KICKOFF RETURNS					PUNT RETURNS									
		ST	AT	TT	FF	FR-YDS	BP	BFG	BXP	NO	YDS	AVG	FC	LG	TD	NO	YDS	AVG	FC	LG	TD
2021	Cincinnati	—	—	—	—	—	—	—	—	0	0	—	0	—	0	3	31	10.3	4	15	0
2023	Cincinnati	—	—	—	—	—	—	—	—	1	8	8.0	0	8	0	10	98	9.8	5	28	0
CAREER		—	—	—	—	—	—	—	—	1	8	8.0	0	8	0	13	129	9.9	9	28	0

RECEIVING SINGLE-GAME HIGHS: RECEPTIONS—8 (10-8-23 at Arizona). YARDS—60 (10-8-23 at Arizona). LONG—45t (12-11-22 vs. Cleveland). TOUCHDOWNS—2 (12-24-22 at New England).

PUNT RETURN SINGLE-GAME HIGHS: RETURNS—4 (10-8-23 at Arizona). YARDS—68 (10-8-23 at Arizona). LONG—28 (10-8-23 at Arizona). TOUCHDOWNS—(none).

POSTSEASON

YEAR	TEAM	G-S	RECEIVING					RUSHING					SCORING						
			NO	YDS	AVG	LG	TD	ATT	YDS	AVG	LG	TD	TD	TD-R	TD-P	TD-Rt	2-PtC	PTS	
2021	Cincinnati	0-0	DID NOT PLAY*					DID NOT PLAY*					DID NOT PLAY*						
2022	Cincinnati	3-0	2	19	9.5	13	0	—	—	—	—	—	—	—	—	—	—	—	—
CAREER		3-0	2	19	9.5	13	0	—	—	—	—	—	—	—	—	—	—	—	—

YEAR	TEAM	SPECIAL TEAMS							KICKOFF RETURNS						PUNT RETURNS						
		ST	AT	TT	FF	FR-YDS	BP	BFG	BXP	NO	YDS	AVG	FC	LG	TD	NO	YDS	AVG	FC	LG	TD
2022	Cincinnati	—	—	—	—	—	—	—	—	1	8	8.0	0	8	0	—	—	—	—	—	—
CAREER		—	—	—	—	—	—	—	—	1	8	8.0	0	8	0	—	—	—	—	—	—

2023 GAME-BY-GAME

DATE	OPPONENT	RECEIVING					RUSHING				
		NO	YDS	AVG	LG	TD	ATT	YDS	AVG	LG	TD
9-10	at Cleveland	0	0	—	—	0	—	—	—	—	—
9-17	BALTIMORE	0	0	—	—	0	—	—	—	—	
9-25	L.A. RAMS	INACTIVE					INACTIVE				
10-1	at Tennessee	1	17	17.0	17	0	—	—	—	—	
10-8	at Arizona	8	60	7.5	13	0	—	—	—	—	
10-15	SEATTLE	0	0	—	—	0	—	—	—	—	
10-22	— BYE —										
10-29	at San Francisco	2	24	12.0	21	0	—	—	—	—	
11-5	BUFFALO	0	0	—	—	0	—	—	—	—	
11-12	HOUSTON	2	54	27.0	32t	1	—	—	—	—	
11-16	at Baltimore	3	36	12.0	14	0	—	—	—	—	
11-26	PITTSBURGH	1	25	25.0	25	0	—	—	—	—	
12-4	at Jacksonville	1	25	25.0	25	0	—	—	—	—	
12-10	INDIANAPOLIS	0	0	—	—	0	—	—	—	—	
12-16	MINNESOTA	0	0	—	—	0	—	—	—	—	
12-23	at Pittsburgh	4	37	9.3	22	0	—	—	—	—	
12-31	at Kansas City	1	4	4.0	4	0	—	—	—	—	
1-7	CLEVELAND	2	34	17.0	25	0	—	—	—	—	
TOTALS		25	316	12.6	32t	1	—	—	—	—	

DATE	OPPONENT	SPECIAL TEAMS							KICKOFF RETURNS						PUNT RETURNS						
		ST	AT	TT	FF	FR-YDS	BP	BFG	BXP	NO	YDS	AVG	FC	LG	TD	NO	YDS	AVG	FC	LG	TD
9-10	at Cleveland	—	—	—	—	—	—	—	—	0	0	—	0	—	0	0	0	—	0	—	0
9-17	BALTIMORE	—	—	—	—	—	—	—	—	0	0	—	0	—	0	0	—	0	—	0	
9-25	L.A. RAMS	INACTIVE							INACTIVE						INACTIVE						
10-1	at Tennessee	—	—	—	—	—	—	—	—	0	0	—	0	—	0	1	2	2.0	1	2	0
10-8	at Arizona	—	—	—	—	—	—	—	—	0	0	—	0	—	0	4	68	17.0	0	28	0
10-15	SEATTLE	—	—	—	—	—	—	—	—	0	0	—	0	—	0	1	1	1.0	0	1	0
10-22	— BYE —																				
10-29	at San Francisco	—	—	—	—	—	—	—	—	0	0	—	0	—	0	1	8	8.0	1	8	0
11-5	BUFFALO	—	—	—	—	—	—	—	—	0	0	—	0	—	0	2	11	5.5	1	8	0
11-12	HOUSTON	—	—	—	—	—	—	—	—	1	8	8.0	0	8	0	1	8	8.0	2	8	0
11-16	at Baltimore	—	—	—	—	—	—	—	—	0	0	—	0	—	0	0	0	—	0	—	0
11-26	PITTSBURGH	—	—	—	—	—	—	—	—	0	0	—	0	—	0	0	0	—	0	—	0
12-4	at Jacksonville	—	—	—	—	—	—	—	—	0	0	—	0	—	0	0	0	—	0	—	0
12-10	INDIANAPOLIS	—	—	—	—	—	—	—	—	0	0	—	0	—	0	0	0	—	0	—	0
12-16	MINNESOTA	—	—	—	—	—	—	—	—	0	0	—	0	—	0	0	0	—	0	—	0
12-23	at Pittsburgh	—	—	—	—	—	—	—	—	0	0	—	0	—	0	0	0	—	0	—	0
12-31	at Kansas City	—	—	—	—	—	—	—	—	0	0	—	0	—	0	0	0	—	0	—	0
1-7	CLEVELAND	—	—	—	—	—	—	—	—	0	0	—	0	—	0	0	0	—	0	—	0
TOTALS		—	—	—	—	—	—	—	—	1	8	8.0	0	8	0	10	98	9.8	5	28	0



IVEY, DJ

CB #38

Height: 6-1
Weight: 192
College: Miami (Fla.)
Experience: 2nd-year player in 2024

2023 games-starts: 8-0
Career games-starts: 8-0
Born: 2-25-00
Hometown: Florida City, Fla.
Acquired: D7'23

The Bengals' seventh-round draft pick in 2023, Ivey carved out a role on special teams and was a reserve CB in his eight games played as a rookie ... His top performance came in Week 14 against Indianapolis, when he had a defensive PD and a special teams FR, but he suffered a season-ending knee injury the following week against Minnesota ... Impressed Bengals coaches during training camp and had team-leading three PDs in preseason to earn a spot on initial 53-man roster ... Played in 58 games in a five-year career (2018-22) at the University of Miami (Fla.), totaling six INTs, 17 PDs and two FFs.

Career transactions: Selected by Cincinnati in seventh round of 2023 NFL Draft (246th overall) ... Signed by Bengals on 5-12-23.

Pro career: 2023—Played in eight games as a rookie ... Inactive for six contests (Games 1-4 and Games 7-8) ... Spent final three games on Reserve/Injured list after suffering season-ending knee injury in Game 14 vs. Minnesota ... Recorded one defensive tackle and one PD, along with two tackles

and a FR on special teams ... Lined up for 21 defensive snaps and 113 special teams snaps ... Awarded a game ball from head coach Zac Taylor following Dec. 10 game vs. Indianapolis, when he broke up a deep pass in the second quarter, recorded an assisted defensive tackle, and recovered a muffed punt in the fourth quarter that set up a Bengals FG drive.

College: Spent five seasons (2018-22) at Miami (Fla.) ... Played in 58 games with 32 starts, and recorded 127 tackles, four TFLs, one sack, six INTs, 17 PDs and two FFs ... Started 11 of 12 games and logged career-high 38 tackles in 2022 ... Forced a fumble in back-to-back games in October 2022 ... Had three INTs in 2019, tying for fifth in the Atlantic Coast Conference.

High school/personal: Hometown is Florida City, Fla. ... Attended South Dade Senior High School in Homestead, Fla. ... Recorded six INTs as a senior in 2017, including one in four consecutive games ... Anchored secondary unit that limited opponents to just 76 passing yards per game.

DJ IVEY'S STATISTICS

			DEFENSE							INTERCEPTIONS					SCORING						
YEAR	TEAM	G-S	ST	AT	TT	SKS-YDS	PD	FF	FR-YDS	NO	YDS	AVG	LG	TD	TD	TD-IntRt	TD-FRRt	S	PTS		
2023	Cincinnati	8-0	1	0	1	0-0	1	0	0-0	—	—	—	—	—	—	—	—	—	—		
CAREER		8-0	1	0	1	0-0	1	0	0-0	—	—	—	—	—	—	—	—	—	—		
			SPECIAL TEAMS							KICKOFF RETURNS					PUNT RETURNS						
YEAR	TEAM	ST	AT	TT	FF	FR-YDS	BP	BFG	BXP	NO	YDS	AVG	FC	LG	TD	NO	YDS	AVG	FC	LG	TD
2023	Cincinnati	2	0	2	0	1-0	0	0	0	—	—	—	—	—	—	—	—	—	—	—	—
CAREER		2	0	2	0	1-0	0	0	0	—	—	—	—	—	—	—	—	—	—	—	—



JACKSON, McKINNLEY

DT #68

Height: 6-2
Weight: 326
College: Texas A&M
Experience: Rookie in 2024

2023 games-starts: 0-0
Career games-starts: 0-0
Born: 12-26-01
Hometown: Lucedale, Miss.
Acquired: D3b'24

A third-round pick of the Bengals in April's draft, Jackson is a run-stuffing DT with 40 games of college experience at Texas A&M ... He served as a team captain in each of his final two seasons with the Aggies (2022-23) ... Totaled 91 career tackles (43 solos), with 15.5 TFLs and 7.5 sacks, along with one FF, two FRs, one PD and a blocked kick ... At 331 pounds, he is the heaviest defensive player (fifth heaviest overall) on the Bengals roster heading into training camp.

Career transactions: Selected by Cincinnati in third round of NFL Draft (97th overall) on 4-26-24 ... Signed with Bengals on 5-10-24.


Defensive coordinator Lou Anarumo says: "You add a big nose tackle that we needed. He's played a little bit of everything, but he's really a two-down nose. He has played across the board, but his home is closer to the ball — shade, nose, zero nose — those type of things."

College highlights: Spent four seasons (2020-23) at Texas A&M ... Played in 40 games with 26 starts. **2023**—Served as a season-long team captain ... started in all 12 games ... Recorded 27 tackles, with 5.5 TFLs and three sacks ... Added one FF and one FR ... Posted four tackles, with 2.5 TFLs and a sack, on Sept. 30 vs. Arkansas ... Tallied season-high five stops with a sack on Oct. 14 at Tennessee. **2022**—Served as a season-long team captain ... Played in eight

games with seven starts ... Registered career-high 37 tackles (23 solos), with seven TFLs, two sacks, one FR and a blocked kick ... His seven TFLs ranked second on the team ... Had five tackles with a TFL, and blocked a PAT attempt on Oct. 22 at South Carolina ... Logged career-best 12 tackles (six solos), with 1.5 TFLs and a sack for a nine-yard loss, on Oct. 29 vs. Mississippi ... Recorded six solo stops, with two TFLs and a sack, and recovered a fumble on Nov. 12 at Auburn. **2021**—Played in 10 games with four starts ... Totaled 14 tackles (seven solos), with one sack ... Had a sack for loss of seven yards on Oct. 23 vs. South Carolina ... Logged season-best four tackles on Nov. 13 at Mississippi. **2020**—Played in all 10 games as a true freshman, during season that was limited due to COVID-19 pandemic ... Earned Southeastern Conference All-Freshman Team honors ... Recorded 13 tackles, two TFLs, 1.5 sacks and two pass breakups ... Tallied two solo tackles, including first career sack for a loss of three yards, in Capital One Orange Bowl vs. North Carolina on Jan. 2.

High school: Attended George County High School in Lucedale, Miss. ... Named an Army All-American as a senior in 2019 ... Finished career with 34 TFLs and 10 sacks ... Named Most Valuable Player of Mississippi/Alabama All-Star Game.

Personal: Hometown is Lucedale, Miss. ... Graduated from Texas A&M with bachelor's degree in parks, recreation and leisure studies in May, 2024.



JACKSON, SHEDRICK

WR #12

Height: 6-1
Weight: 195
College: Auburn
Experience: 1st-year player in 2024

2023 games-starts: 3-0
Career games-starts: 3-0
Born: 10-20-99
Hometown: Hoover, Ala.
Acquired: CFA'23

Jackson was signed to Cincinnati's practice squad after being waived at final cuts in 2023 ... Elevated from practice squad to active roster for three games as a rookie, and lined up for five offensive snaps and 38 special teams snaps (one special teams tackle) ... Originally signed with the Bengals as a college free agent during the 2023 offseason after a five-year career at Auburn University (2018-22) ... Was clocked at 4.25 seconds in the 40-yard dash at Auburn's pro day ... His great uncle, Bo Jackson, was a Heisman Trophy winner at Auburn and played four seasons for the Los Angeles Raiders (1987-90).

Career transactions: Signed with Cincinnati as college free agent on 5-12-23 ... Waived by Bengals on 8-29-23 ... Signed to Bengals practice squad on 8-30-23 ... Signed to Bengals roster on 1-8-24 (Reserve/Future).

Pro career: 2023—Spent season on Cincinnati's practice squad ... Elevated from practice squad to active roster for Game 9 vs. Houston, Game 10 at Baltimore and Game 15 at Pittsburgh ... Played five offensive snaps and 38 special teams snaps ... Made NFL debut on Nov. 12 vs. Houston and recorded a special teams tackle on a punt return in second quarter ... Each of his five

offensive snaps played came on Nov. 16 at Baltimore.

College: Spent five seasons at Auburn (2018-22), using additional year of eligibility due to COVID-19 pandemic ... Played in 53 games with 26 starts ... Caught 66 passes for 874 yards (13.2 average) and one TD ... Rushed for 12 yards on one carry ... Had career highs in receptions (40) and receiving yards (527) in 2021.


High school/personal: Hometown is Hoover, Ala. ... Attended Hoover High School ... Participated in Alabama-Mississippi All-Star Game as a senior in 2017 ... Helped Hoover win Alabama Class 7A state championship ... Received bachelor's degree from Auburn College of Business in August 2021 ... Great uncle, Bo Jackson, was a Heisman Trophy winner at Auburn and played four seasons as an RB for the Los Angeles Raiders (1987-90), along with nine seasons in Major League Baseball ('86-94).

NOTE ABOUT NFL EXPERIENCE: Jackson did not earn an accrued year of experience toward NFL free agency in 2023.

SHEDRICK JACKSON'S STATISTICS

YEAR	TEAM	G-S	RECEIVING					RUSHING					SCORING						
			NO	YDS	AVG	LG	TD	ATT	YDS	AVG	LG	TD	TD	TD-R	TD-P	TD-Rt	2-PtC	PTS	
2023	Cincinnati	3-0	0	0	—	—	0	—	—	—	—	—	—	—	—	—	—	—	—
CAREER		3-0	0	0	—	—	0	—	—	—	—	—	—	—	—	—	—	—	—

YEAR	TEAM	SPECIAL TEAMS							KICKOFF RETURNS						PUNT RETURNS						
		ST	AT	TT	FF	FR-YDS	BP	BFG	BXP	NO	YDS	AVG	FC	LG	TD	NO	YDS	AVG	FC	LG	TD
2023	Cincinnati	1	0	1	0	0-0	0	0	0	—	—	—	—	—	—	—	—	—	—	—	—
CAREER		1	0	1	0	0-0	0	0	0	—	—	—	—	—	—	—	—	—	—	—	—



JENKINS, KRIS, JR.

DT #90

Height: 6-3
Weight: 300
College: Michigan
Experience: Rookie in 2024

2023 games-starts: 0-0
Career games-starts: 0-0
Born: 10-10-01
Hometown: Olney, Maryland
Acquired: D2'24

Noted for his leadership qualities in addition to his championship pedigree on the field, Jenkins was taken by the Bengals in the second round of April's draft ... He played in 44 career games (33 starts) at the University of Michigan, and culminated his stint in Ann Arbor as a team captain and second-team All-American who helped lead the Wolverines to a College Football Playoff National Championship in 2023 ... Totaled 113 career tackles, with 8.5 TFLs and 4.5 sacks, along with one INT, one PD and one FR ... Began his career as a rotational defensive lineman, then took over as a full-time starting DT entering his junior campaign and established himself as a tough run defender ... Key part of Michigan program that won three consecutive Big Ten Conference titles and made three straight trips to the College Football Playoffs from 2021-23 ... His father, Kris Jenkins Sr., played 10 seasons in the NFL (2001-10) as a DT for the Carolina Panthers and N.Y. Jets and was a four-time Pro Bowler.

Career transactions: Selected by Cincinnati in second round of NFL Draft (49th overall) on 4-26-24 ... Signed with Bengals on 6-13-24.

Defensive coordinator Lou Anarumo says: "He's done a bunch of different jobs at Michigan. We like that about our players. He'll fit right in. I think he's played some five-technique, played some three, played some shade. He really fits in with the group we have now and can do a bunch of different things."

College highlights: Played in 44 games with 33 starts over four seasons (2020-23) at Michigan. **2023**—Voted a team captain ... Earned second-team All-America and second-team All-Big Ten honors ... Recorded 37 tackles

(17 solos), with 4.5 TFLs and 2.5 sacks, along with one INT, one pass breakup and one FR ... Tallied five stops in win over Ohio State in top-five matchup on Nov. 25 ... Registered two solo stops, including a sack for a loss of five yards, in College Football Playoff semifinal vs. Alabama on Jan. 1 ... Added two more tackles in CFP National Championship on Jan. 8 vs. Washington to help Michigan capture title. **2022**—Started all 14 games ... Named honorable mention All-Big Ten ... Led Michigan defensive linemen with career-high 54 total tackles (29 solos) ... Had 3.5 TFLs and two sacks ... Tallied five tackles with a TFL on Oct. 29 vs. Michigan State ... Followed up with three solo stops, including a sack for loss of five yards, on Nov. 5 at Rutgers ... Had four tackles in CFP semifinal against Texas Christian on Dec. 31. **2021**—Saw action in all 14 games with four starts ... Logged 22 tackles (eight solos) ... Posted five tackles on Sept. 11 vs. Washington, with a half-TFL ... Netted season-high seven tackles in CFP semifinal against Georgia on Dec. 31. **2020**—Appeared in one game as a true freshman, making debut on Nov. 14 against Wisconsin.

High school: Attended Our Lady of Good Counsel High School in Olney, Md. ... Recorded 40 tackles, with 19 TFLs and 15 sacks, with five PBUs, three FFs and one FR for a TD as a senior in 2019 ... Named Washington Catholic Athletic Conference (WCAC) Co-Defensive Player of the Year as a senior.

Personal: Hometown is Olney, Md. ... Communications and media major at Michigan ... Father, Kris Jenkins Sr., was a second-round draft pick of the Carolina Panthers in 2001 out of the University of Maryland, and played 10 NFL seasons as a DT for the Panthers and N.Y. Jets; he was a two-time first-team All-Pro (2002-03) and a four-time Pro Bowler.



JOHNSON, CEDRIC

DE #52

Height: 6-3
Weight: 260
College: Mississippi
Experience: Rookie in 2024

2023 games-starts: 0-0
Career games-starts: 0-0
Born: 9-6-02
Hometown: Mobile, Ala.
Acquired: D6b'24

The Bengals selected Johnson in the sixth round of April's NFL Draft, adding athleticism and versatility to the defensive end position ... He played in 46 games with 29 starts in four seasons (2020-23) at the University of Mississippi, and finished his career with honorable mention All-Southeastern Conference accolades in '23 ... Totaled 112 career tackles, with 22 TFLs and 19 sacks, and added two FFs, two FRs and four PDs ... Posted at least three sacks in each season ... Participated in the 2024 Reese's Senior Bowl.


Career transactions: Selected by Cincinnati in sixth round of NFL Draft (214th overall) on 4-27-24 ... Signed with Bengals on 5-13-24.

College highlights: Spent four seasons (2020-23) at Mississippi ... Played in 46 games with 29 starts. **2023**—Saw action in 12 games with 10 starts ... Named honorable mention All-SEC by the College Football Network ... Posted career-high 40 tackles (17 solos), with 6.5 TFLs and 5.5 sacks ... His 5.5 sacks tied for the team lead ... Also had three PDs and one FF ... Opened season with four tackles, including a sack for loss of 10 yards, on Sept. 2 vs. Mercer ... Tallied five stops, including 1.5 sacks, on Oct. 21 at Auburn ... Followed up with season-high seven tackles, with two TFLs and a sack for six-yard loss, on Oct. 28 vs. Vanderbilt. **2022**—Played in 11 games with eight starts ... Totaled 32

tackles (15 solos), including 4.5 TFLs and four sacks, along with one FR and one blocked punt ... On Sept. 3 vs. Troy, became first Ole Miss player with a sack and a blocked punt in a single game since 2012 ... Notched two sacks for combined loss of eight yards on Oct. 22 at Louisiana State. **2021**—Played in all 13 games with 11 starts ... Recorded 33 tackles (19 solos), with eight TFLs and 6.5 sacks ... His 6.5 sacks ranked second on the team ... Added one PD, one FF and one FR ... Stuffed the stat sheet on Oct. 23 vs. LSU with three tackles, 1.5 TFLs, one sack, a FF and a FR ... Had first career multi-sack game with two for combined loss of nine yards on Nov. 6 vs. Liberty. **2020**—Played in all 10 games as a true freshman during season that was limited due to COVID-19 pandemic ... Served as a reserve LB and contributed on special teams ... Tallied seven tackles with three sacks ... Notched first career sack for loss of three yards on Oct. 24 vs. Auburn ... Had a solo sack in the Outback Bowl on Jan. 2 vs. Indiana.

High school: Attended Davidson High School in Mobile, Ala. ... Totaled 56 tackles, 16 sacks, one FF and two FRs as a senior in 2019 ... Had 35 stops and two FRs as a junior in 2018.

Personal: Hometown is Mobile, Ala. ... Majored in multi-disciplinary studies at Mississippi.



JONES, CHARLIE

WR #15

Height: 6-0
Weight: 183
College: Purdue
Experience: 2nd-year player in 2024

2023 games-starts: 11-0
Career games-starts: 11-0
Born: 10-29-98
Hometown: Deerfield, Ill.
Acquired: D4'23

Cincinnati's 2023 fourth-round pick, Jones took over as the team's primary punt returner while serving as a reserve WR in his rookie season ... Scored first career TD on an 81-yard PR against Baltimore in Week 2, and finished the year with 23 returns for 248 yards (10.8 average) ... He spent six games on Reserve/Injured list due to a thumb injury, but returned to play in each of the final eight contests ... Spent his final collegiate season in 2022 at Purdue University, where he led the FBS in receptions (110), while ranking second in receiving yards (1361) and fifth in receiving TDs (12) ... Transferred to Purdue after two seasons at the University of Iowa (2020-21), and one year at the University of Buffalo ('18) ... Named the Big Ten Return Specialist of the Year in 2021 while at Iowa.

Career transactions: Selected by Cincinnati in fourth round of 2023 NFL Draft (131st overall) ... Signed by Bengals on 5-12-23.

Pro career: 2023—Played in 11 games as a rookie ... Spent six games on Reserve/Injured list due to thumb injury ... Caught seven passes for 64 yards ... Returned 23 punts for 248 yards (10.8 average) and one TD ... Made NFL debut on Sept. 10 at Cleveland, returning three punts for 24 yards ... Scored first career TD and Bengals' first TD of the season on an 81-yard PR on Sept. 17 vs. Baltimore, tying the game 7-7 in the second quarter ... Play marked the Bengals' first TD on a PR since 2012 (CB Adam Jones); it also was the 10th TD on a PR by a Bengals rookie in team history, and the first since 2000 (WR Peter Warrick) ... Registered first career catch for six yards on Sept. 25 vs. L.A. Rams, and had

four PRs for 45 yards ... Missed Games 4-9 (thumb) ... Returned to action on Nov. 16 at Baltimore, returning three punts for 24 yards ... Caught two passes for 10 yards on Dec. 16 vs. Minnesota, including seven-yarder during game-tying TD drive in fourth quarter ... Posted career highs in receptions (three) and receiving yards (49) in season finale vs. Cleveland, with a 35-yarder to convert a third down during first-quarter TD drive.

College: Spent final collegiate season at Purdue (2022), after two years at Iowa ('20-21) and one at Buffalo ('18) ... Sat out 2019 season as a transfer ... Played in 49 career games with 24 starts at WR ... For his career, caught 149 passes for 2079 yards and 18 TDs, while rushing for 49 yards on 11 carries ... Also returned 77 punts for 622 yards and one TD, and had 45 KORs for 1002 yards and a TD ... Named AP second-team All-American and first-team All-Big Ten in lone season at Purdue, when he led the FBS in receptions (110), ranked second in receiving yards (1361) and fifth in receiving TDs (12) ... Set Purdue single-season records for receiving yards and 100-yard receiving games (eight) ... Named the Rodgers-Dwight Big Ten Return Specialist of the Year and was first-team all-conference in 2021 at Iowa, when he returned 37 punts for 285 yards (7.7 average), and had 25 KORs for 635 yards (25.4) and one TD.

High school/personal: Hometown is Deerfield, Ill. ... Attended Deerfield High School, where he earned all-conference honors as a junior and senior ... Scored 14 total TDs in his career ... Averaged 18.2 yards per reception and 6.2 yards per carry ... Averaged 25.3 yards per KOR.

CHARLIE JONES' STATISTICS

YEAR	TEAM	G-S	RECEIVING					RUSHING					SCORING					
			NO	YDS	AVG	LG	TD	ATT	YDS	AVG	LG	TD	TD	TD-R	TD-P	TD-Rt	2-Ptc	PTS
2023	Cincinnati	11-0	7	64	9.1	35	0	2	13	6.5	7	0	1	0	0	1	0	6
CAREER		11-0	7	64	9.1	35	0	2	13	6.5	7	0	1	0	0	1	0	6

YEAR	TEAM	SPECIAL TEAMS					KICKOFF RETURNS					PUNT RETURNS									
		ST	AT	TT	FF	FR-YDS	BP	BFG	BXP	NO	YDS	AVG	FC	LG	TD	NO	YDS	AVG	FC	LG	TD
2023	Cincinnati	—	—	—	—	—	—	—	—	—	—	—	—	—	—	23	248	10.8	11	81t	1
CAREER		—	—	—	—	—	—	—	—	—	—	—	—	—	—	23	248	10.8	11	81t	1

RECEIVING SINGLE-GAME HIGHS: RECEPTIONS—3 (1-7-24 vs. Cleveland). YARDS—49 (1-7-24 vs. Cleveland). LONG—35 (1-7-24 vs. Cleveland). TOUCHDOWNS—(none).


RUSHING SINGLE-GAME HIGHS: ATTEMPTS—2 (1-7-24 vs. Cleveland). YARDS—13 (1-7-24 vs. Cleveland). LONG—7 (1-7-24 vs. Cleveland). TOUCHDOWNS—(none).

PUNT RETURN SINGLE-GAME HIGHS: RETURNS—4 (9-25-23 vs. L.A. Rams). YARDS—81 (9-17-23 vs. Baltimore). LONG—81t (9-17-23 vs. Baltimore). TOUCHDOWNS—1 (9-17-23 vs. Baltimore).

CHARLIE JONES' 2023 GAME-BY-GAME STATISTICS

DATE	OPPONENT	RECEIVING					RUSHING				
		NO	YDS	AVG	LG	TD	ATT	YDS	AVG	LG	TD
9-10	at Cleveland	0	0	—	—	0	0	0	—	—	0
9-17	BALTIMORE	0	0	—	—	0	0	0	—	—	0
9-25	L.A. RAMS	1	6	6.0	6	0	0	0	—	—	0
10-1	at Tennessee	RESERVE / INJURED					RESERVE / INJURED				
10-8	at Arizona	RESERVE / INJURED					RESERVE / INJURED				
10-15	SEATTLE	RESERVE / INJURED					RESERVE / INJURED				
10-22	— BYE —										
10-29	at San Francisco	RESERVE / INJURED					RESERVE / INJURED				
11-5	BUFFALO	RESERVE / INJURED					RESERVE / INJURED				
11-12	HOUSTON	RESERVE / INJURED					RESERVE / INJURED				
11-16	at Baltimore	0	0	—	—	0	0	0	—	—	0
11-26	PITTSBURGH	0	0	—	—	0	0	0	—	—	0
12-4	at Jacksonville	0	0	—	—	0	0	0	—	—	0
12-10	INDIANAPOLIS	0	0	—	—	0	0	0	—	—	0
12-16	MINNESOTA	2	10	5.0	7	0	0	0	—	—	0
12-23	at Pittsburgh	1	-1	-1.0	-1	0	0	0	—	—	0
12-31	at Kansas City	0	0	—	—	0	0	0	—	—	0
1-7	CLEVELAND	3	49	16.3	35	0	2	13	6.5	7	0
TOTALS		7	64	9.1	35	0	2	13	6.5	7	0

DATE	OPPONENT	SPECIAL TEAMS								KICKOFF RETURNS						PUNT RETURNS					
		ST	AT	TT	FF	FR-YDS	BP	BFG	BXP	NO	YDS	AVG	FC	LG	TD	NO	YDS	AVG	FC	LG	TD
9-10	at Cleveland	—	—	—	—	—	—	—	—	—	—	—	—	—	—	3	24	8.0	1	15	0
9-17	BALTIMORE	—	—	—	—	—	—	—	—	—	—	—	—	—	—	1	81	81.0	0	81t	1
9-25	L.A. RAMS	—	—	—	—	—	—	—	—	—	—	—	—	—	—	4	45	11.3	1	19	0
10-1	at Tennessee					RESERVE / INJURED								RESERVE / INJURED							RESERVE / INJURED
10-8	at Arizona					RESERVE / INJURED								RESERVE / INJURED							RESERVE / INJURED
10-15	SEATTLE					RESERVE / INJURED								RESERVE / INJURED							RESERVE / INJURED
10-22	— BYE —																				
10-29	at San Francisco					RESERVE / INJURED								RESERVE / INJURED							RESERVE / INJURED
11-5	BUFFALO					RESERVE / INJURED								RESERVE / INJURED							RESERVE / INJURED
11-12	HOUSTON					RESERVE / INJURED								RESERVE / INJURED							RESERVE / INJURED
11-16	at Baltimore	—	—	—	—	—	—	—	—	—	—	—	—	—	3	24	8.0	0	20	0	
11-26	PITTSBURGH	—	—	—	—	—	—	—	—	—	—	—	—	—	0	0	—	1	—	0	
12-4	at Jacksonville	—	—	—	—	—	—	—	—	—	—	—	—	—	2	11	5.5	3	11	0	
12-10	INDIANAPOLIS	—	—	—	—	—	—	—	—	—	—	—	—	—	3	12	4.0	1	6	0	
12-16	MINNESOTA	—	—	—	—	—	—	—	—	—	—	—	—	—	2	18	9.0	0	10	0	
12-23	at Pittsburgh	—	—	—	—	—	—	—	—	—	—	—	—	—	1	5	5.0	2	5	0	
12-31	at Kansas City	—	—	—	—	—	—	—	—	—	—	—	—	—	1	1	1.0	0	1	0	
1-7	CLEVELAND	—	—	—	—	—	—	—	—	—	—	—	—	—	3	27	9.0	2	15	0	
TOTALS		—	—	—	—	—	—	—	—	—	—	—	—	—	23	248	10.8	11	81t	1	



JULES, PJ

S #37

Height: 6-0
Weight: 203
College: Southern Illinois
Experience: Rookie in 2024

2023 games-starts: 0-0
Career games-starts: 0-0
Born: 5-14-01
Hometown: Orlando, Fla.
Acquired: CFA'24

A college free agent signee of the Bengals in May, Jules was a consensus first-team FCS All-American and first-team All-Missouri Valley Football Conference pick in 2023 at Southern Illinois University ... He spent five seasons (2019-23) with the Salukis, starting 30 of 56 games played ... Totaled 282 tackles (169 solos), including 22 TFLs and 5.5 sacks, along with 29 PDs, one INT, two FFs and two FRs ... A physical presence at safety, he led SIU with 111 tackles and 13 TFLs last season, while also pacing the defense with 11 pass breakups.

Career transactions: Signed with Cincinnati as college free agent on 5-10-24.

College highlights: Spent five seasons (2019-23) at Southern Illinois ... Played in 56 games with 30 starts. **2023**—Started all 13 games ... Consensus first-team FCS All-American ... Named first-team All-Missouri Valley Football Conference (MVFC) ... Finished sixth in voting for Buck Buchanan Award, presented to FCS top defensive player ... Led team in total tackles (111; 48 solos), TFLs (13) and PDs (11) ... Had two sacks and a FF ... Logged 12 tackles with 2.5 TFLs and three PDs on Sept. 9 at Northern Illinois ... Followed up with 15 tackles and three more PDs on Sept. 16 at Southeast Missouri State, garnering National FCS Defensive Player of the Week and MVFC Defensive Player of the Week honors ... Had 12 stops and broke up a pass on Nov. 18 vs. Indiana State. **2022**—Played in 11 games, making two starts ... Named second-team All-MVFC ... Led team in tackles (66) and PDs (seven) ... Had four TFLs,

2.5 sacks and one FF ... Recorded 11 solo tackles, including a sack for loss of 10 yards, on Sept. 17 at Northwestern ... Tallied 12 tackles and two PDs on Oct. 29 vs. Northern Iowa. **2021**—Started all 13 games ... Named honorable mention All-MVFC ... Registered 74 tackles (57 solos), with three TFLs and one sack, along with one INT, seven PDs and one FR ... Returned first career INT 41 yards for a pick-six TD on Sept. 11 at Kansas State ... Capped season with nine-tackle performance in second round of FCS Playoffs at North Dakota State on Dec. 4. **2020**—Played in nine games with one start during season that was limited due to COVID-19 pandemic ... Totaled 17 tackles (14 solos), one TFL and three PDs ... Opened season with three solo stops and two PDs on Oct. 30 vs. Southeast Missouri State ... Logged three solo tackles with a TFL on March 20 vs. South Dakota State. **2019**—Played in 10 games with one start as a true freshman ... Recorded 14 defensive tackles, and led team with nine special teams tackles ... Recovered a fumble and logged three solo tackles in first career start on Nov. 16 at Western Illinois.

High school: Attended Jones High School in Orlando, Fla. ... Totaled 132 tackles as a senior in 2018, and helped lead team to 10-2 record and an appearance in the Class 5A Region semifinal ... Also participated in track and field.

Personal: Hometown is Orlando, Fla. ... Majored in criminology and criminal justice at Southern Illinois ... Last name is pronounced as "jewels."



KARRAS, TED

C #64

Height: 6-4
Weight: 310
College: Illinois
Experience: 9th-year player in 2024

2023 games-starts: 17-17
Career games-starts: 126-82
Born: 3-15-93
Hometown: Indianapolis, Ind.
Acquired: UFA(N.E.):22

A team captain in each of his two Bengals seasons, Karras became a vocal leader in the locker room almost instantaneously after signing with Cincinnati as an unrestricted free agent in the 2022 offseason ... Named the Bengals' nominee for the 2023 Walter Payton NFL Man of the Year Award, in recognition of his charitable work with Indianapolis-based Village of Merici through his fan-favorite "Cincy Hat" ... Has started at center in all 36 possible games for Cincinnati over the past two seasons (regular season and postseason) ... Lined up for 98.9 percent of the team's offensive snaps (1075 of 1087) in 2023, and 99.4 (1099 of 1106) during '22 regular season ... Has experience at all three interior O-line spots (12 career starts at LG and five at RG, in addition to C) ... Spent five of first six seasons with New England, with the only outlier coming in 2020 with the Miami Dolphins ... Originally a sixth-round pick of Patriots in 2016, and played his first three seasons ('16-18) as a reserve before settling as New England's starting C in 2019 ... Won Super Bowls with Patriots in 2016 and '18.

Career transactions: Selected by New England in sixth round of 2016 NFL Draft (221st overall) ... Signed with Patriots on 5-6-16 ... Waived by Patriots on 9-2-17 ... Signed to Patriots practice squad on 9-3-17 ... Signed to Patriots roster on 9-7-17 ... Patriots contract expired 3-18-20; became unrestricted free agent ... Signed with Miami as unrestricted free agent on 3-20-20 ... Dolphins contract expired on 3-17-21; became unrestricted free agent ... Signed with New England as unrestricted free agent on 3-19-21 ... Patriots contract expired on 3-16-22; became unrestricted free agent ... Signed with Cincinnati as unrestricted free agent on 3-17-22 ... Signed contract extension with Bengals on 6-13-24.

Pro career: 2016—Played in all 16 regular-season games (one start at RG) and all three postseason contests as a rookie for New England team that won Super Bowl LI ... Started at RG in NFL debut on Sept. 11 at Arizona ... Filled reserve and special teams role for remainder of regular season and playoffs ... Played three snaps on special teams in Super Bowl LI win over Atlanta. **2017**—Played in all 16 regular-season games (two starts at C) and three postseason games for New England, as Patriots won AFC Championship and advanced to Super Bowl LII ... Both starts came in place of injured starter David Andrews ... Made first career start at C on Nov. 19 vs. Oakland in Mexico City ... Started at C again the next week on Nov. 26 vs. Miami. **2018**—Played in 13 regular-season games (two starts at RG) and all three postseason contests for New England team that won Super Bowl LII ... Both starts at RG — Nov. 4 vs. Green Bay and Nov. 11 at Tennessee — came in place of injured Shaq Mason ... Saw four snaps on special teams in Super Bowl LIII win over L.A. Rams. **2019**—Played and started 15 games for New England ... Inactive Dec. 8 vs. Kansas City (knee) ... Made first postseason start (at C) in Wild Card Playoff vs. Tennessee. **2020**—Signed with Miami as an unrestricted free agent during offseason and started all 16 games at C for the Dolphins. **2021**—Re-joined New England as an unrestricted free agent over offseason and went on to play in all 17 regular-season games and one postseason game ... Played Games 1-4 as a reserve, started at RG in Games 5-6, then took over starting LG spot for remainder of regular season and playoff game. **2022**—Team captain in first Bengals season who started all 16 regular-season games and all three postseason contests at C ... Played 99.4 percent (1099 of 1106) of offensive snaps, third most on the team ... Leader of new-look offensive line that allowed 14 sacks in second half of regular season, after giving up 30 in first half ... Pass protected for QB Joe Burrow, who set single-season team records for completions (414) and passing TDs (35) ... Helped open holes for HB Joe Mixon's 153 rushing yards and four rushing TDs on Nov. 6 vs. Carolina, before being rested in the fourth quarter of 21-point win ... On Dec. 4 vs. Kansas City, helped pave the way for HB Samaje Perine's 106 rushing yards on 21 attempts (5.0 average) ... Played all 205 possible offensive snaps in postseason ... Helped Bengals net 172 rushing yards in Divisional Playoff win at Buffalo. **2023**—Voted a team captain for second straight season and started all 17 games at C ... Lined up for 1075 of a possible

1087 offensive snaps (98.9 percent) ... Opened holes for run game that netted 93 yards on the ground on Oct. 8 at Arizona, while pass protecting for QB Joe Burrow's 287 passing yards ... Helped offense produce 134 rushing yards on Oct. 29 at San Francisco ... On Nov. 5 vs. Buffalo, helped limit Bills to one sack while pass protecting for Burrow's season-high 348 passing yards on 44 attempts ... Blocked for offense that totaled 491 yards, including 156 rushing, on Dec. 4 at Jacksonville ... On Dec. 10 vs. Indianapolis, helped O-line allow zero sacks while paving the way for 111 team rushing yards ... Sat out 12 offensive snaps in second half of season finale vs. Cleveland, as Bengals took out several starters after building substantial lead.

College: Spent five years (2011-15) at the University of Illinois, with a redshirt season in '11 ... Four-year starter at RG (43 career games) ... Team captain as a senior in 2015, and was a three-time Academic All-Big Ten selection (2012, '14 and '15) ... Honorable mention All-Big Ten as a junior in 2014, then earned third-team honors (media) as a senior in '15.


High school/personal: Hometown is Indianapolis, Ind. ... Attended Cathedral High School in Indianapolis, where he won Indiana 4A state titles in 2008 and '10 ... Graduated from Illinois in December 2014 with a degree in communication, and earned MBA from Indiana University ... Father, Ted Karras Jr., played DT at Northwestern, played briefly in the NFL for the Washington Redskins and earned a Super Bowl as a replacement player following the 1987 NFL lockout ... Father is a longtime football coach on the college level, and started the football program at Marian University in Indianapolis ... Grandfather, Ted Karras, was a DT at Indiana and played nine seasons in the NFL, winning 1693 World Championship with the Chicago Bears ... Great uncle is 2020 Pro Football Hall of Fame inductee Alex Karras, who won Outland Trophy as DT at Iowa and was four-time Pro Bowler with the Lions; Alex Karras went into acting after his playing career, and starred in 1980s sitcom "Webster" ... Great uncle, Paul Karras, played at Iowa; Great uncle, Lou Karras, played at Purdue and three seasons with the Washington Redskins; Uncle, Tony Karras, played at Northwestern ... Named Bengals' nominee for 2023 Walter Payton NFL Man of the Year Award, in recognition of his charitable work with Indianapolis-based Village of Merici through his fan-favorite "Cincy Hat" ... He and his wife, Rachel, welcomed their first daughter in April, 2024.

TED KARRAS' STATISTICS

GAMES-STARTS				
YEAR	TEAM	GAMES	STARTS	
2016	New England	16	1	
2017	New England	16	2	
2018	New England	13	2	
2019	New England	15	15	
2020	Miami	16	16	
2021	New England	17	13	
2022	Cincinnati	16	16	
2023	Cincinnati	17	17	
N.E. TOTALS		77	33	
MIA. TOTALS		16	16	
CIN. TOTALS		33	33	
CAREER		126	82	

POSTSEASON

GAMES-STARTS				
YEAR	TEAM	GAMES	STARTS	
2016	New England	3	0	
2017	New England	3	0	
2018	New England	3	0	
2019	New England	1	1	
2021	New England	1	1	
2022	Cincinnati	3	3	
CAREER		14	5	



KIRKLAND, JAXSON

G #60

Height: 6-7
Weight: 328
College: Washington
Experience: 1st-year player in 2024

2023 games-starts: 0-0
Career games-starts: 0-0
Born: 7-30-98
Hometown: Portland, Ore.
Acquired: CFA'23

Spent the first 10 games of his rookie season on Cincinnati's practice squad, then was moved to Practice Squad/Injured list for remainder of 2023 campaign due to a wrist injury ... Joined the team as a college free agent signee in 2023 offseason ... He was an AP third-team All-American at the University of Washington in 2022 and earned three first-team All-Pac-12 selections ... Started all 49 games he played in for the Huskies during five-year career (2018-22), seeing action at LG, LOT, RG and ROT ... Listed at 6-7, he stands alongside OT Devin Cochran as the second tallest players on the Bengals roster (tallest is OT Orlando Brown Jr., listed at 6-8).

Career transactions: Signed with Cincinnati as college free agent on 5-12-23 ... Waived by Bengals on 8-29-23 ... Signed to Bengals practice squad on 8-30-23 ... Signed to Bengals roster on 1-8-24 (Reserve/Future).

Pro career: 2023—Spent first 10 games of rookie season on Bengals' practice squad, then was on Practice Squad/Injured list for final seven contests (wrist).

College: Spent five seasons (2018-22) at Washington ... Played and started 49 games ... Named first-team All-Pac-12 in each of final three seasons ... Voted a team captain in 2022 and earned AP third-team All-America honors,

as he started 10 games and blocked for offense that led Pac-12 in total yards per game (515.8) and passing yards per game (369.8) ... Redshirted his true freshman season in 2017.

High school/personal: Hometown is Portland, Ore. ... Attended Jesuit High School in Portland ... Class 6A first-team all-state selection as a junior and senior ... Starter on Jesuit team that went 14-0 and won class 6A state title in 2015 ... Also competed in the shot put for Jesuit track and field team ... Father, Dean Kirkland, played OL at the University of Washington from 1988-90, earning first-team All-Pac-12 honors in '90.

NOTE ABOUT NFL EXPERIENCE: Kirkland did not earn an accrued year of experience toward NFL free agency in 2023.

JAXSON KIRKLAND'S STATISTICS

GAMES-STARTS			
YEAR	TEAM	GAMES	STARTS
2023	Cincinnati.....	*DID NOT PLAY	
CAREER		0	0

* NOTE: Kirkland was on the Practice Squad for 10 regular-season games and on the Practice Squad/Injured list for seven regular-season games in 2023.



LASSITER, KWAMIE, II

WR #18

Height: 5-11
Weight: 185
College: Kansas
Experience: 1st-year player in 2024

2023 games-starts: 1-0
Career games-starts: 2-0
Born: 1-21-98
Hometown: Chandler, Ariz.
Acquired: CFA'22

Spent second straight season on Cincinnati's practice squad ... Joined the Bengals as a college free agent signee in 2022 offseason, and has played in two games as practice squad elevation (one in '22, one in '23) ... Played five seasons (2017-21) at the University of Kansas, where he had 148 career receptions while also serving as the Jayhawks' primary punt returner ... His father, Kwamie Lassiter, played for three NFL teams over 10 seasons.

Career transactions: Signed with Cincinnati as college free agent on 5-13-22 ... Waived by Bengals on 8-30-22 ... Signed to Bengals practice squad on 8-31-22 ... Signed to Bengals roster on 1-31-23 (Reserve/Future) ... Waived by Bengals on 8-29-23 ... Signed to Bengals practice squad on 8-30-23 ... Signed to Bengals roster on 1-8-24 (Reserve/Future).

Pro career: 2022—Spent rookie season on Cincinnati's practice squad ... Made NFL debut on Nov. 27 at Tennessee as a standard practice squad elevation, and lined up for eight offensive snaps (no statistics) ... Had 138 receiving yards on 13 catches, and returned five kickoffs for 60 yards during preseason. **2023**—Spent entire season on Bengals' practice squad ... Elevated to active roster for Oct. 8 game at Arizona, and recorded first career catch on a

two-yarder late in fourth quarter.

College: Spent five seasons (2017-21) at Kansas ... Used additional year of eligibility granted due to COVID-19 pandemic ... Played 48 games (26 starts), and caught 148 passes for 1550 yards and seven TDs ... Also returned 32 punts for 97 yards ... Had three 100-yard receiving games ... Ranked seventh in Big 12 in receptions and ninth in receiving yards in 2021 ... Named honorable mention All-Big 12 in 2020, when he had 43 catches for 458 yards and two TDs.

High school/personal: Hometown is Chandler, Ariz. ... Attended Hamilton High School in Chandler, Ariz. ... Also participated in track and field, competing in Arizona state championships in long jump and triple jump ... Majored in liberal arts and sciences at Kansas ... His late father, Kwamie Lassiter, played DB in the NFL for Arizona (1995-02), San Diego Chargers (2003) and St. Louis Rams (2004) ... First name is pronounced "KWAH-me" and last name is pronounced "LASS-ih-ter."

NOTE ABOUT NFL EXPERIENCE: Lassiter did not earn an accrued year of experience toward NFL free agency in 2022 or '23.

KWAMIE LASSITER II'S STATISTICS

YEAR	TEAM	G-S	RECEIVING					RUSHING					SCORING					
			NO	YDS	AVG	LG	TD	ATT	YDS	AVG	LG	TD	TD	TD-R	TD-P	TD-Rt	2-PtC	PTS
2022	Cincinnati	1-0	0	0	—	—	0	—	—	—	—	—	—	—	—	—	—	—
2023	Cincinnati	1-0	1	2	2.0	2	0	—	—	—	—	—	—	—	—	—	—	—
CAREER		2-0	1	2	2.0	2	0	—	—	—	—	—	—	—	—	—	—	—

POSTSEASON

YEAR	TEAM	G-S	RECEIVING					RUSHING					SCORING						
			NO	YDS	AVG	LG	TD	ATT	YDS	AVG	LG	TD	TD	TD-R	TD-P	TD-Rt	2-PtC	PTS	
2022	Cincinnati	0-0	DID NOT PLAY*					DID NOT PLAY*					DID NOT PLAY*						
CAREER		0-0	0	0	—	—	0	—	—	—	—	—	—	—	—	—	—	—	—

* NOTE: Lassiter was on the practice squad for three postseason games with Cincinnati in 2022.

**LEE, MATT****C #62**

Height: 6-4
Weight: 301
College: Miami (Fla.)
Experience: Rookie in 2024

2023 games-starts: 0-0
Career games-starts: 0-0
Born: 6-6-01
Hometown: Oviedo, Fla.
Acquired: D7b'24

The Bengals used their final selection of the 2024 NFL Draft to take Lee, a center with 51 games of college experience ... He picked up second-team All-Atlantic Coast Conference honors last season at the University of Miami (Fla.), after four seasons (2019-22) at the University of Central Florida ... Key piece of Miami offense in 2023 that allowed second fewest sacks in the ACC (16), while ranking second in the conference in total yards per game (431.2) ... At UCF, he started each of the final 33 games he appeared in, and in 2022 was named second-team All-American Athletic Conference.

Career transactions: Selected by Cincinnati in seventh round of NFL Draft (237th overall) on 4-27-24 ... Signed with Bengals on 5-10-24.


Head coach Zac Taylor says: "He did a great job down there this year in Miami. We're excited to get him here, and I think Ted (Karras) will take to him and have a chance to show him the ropes. I think he's got a well-rounded game."

College highlights: Spent one season (2023) at Miami (Fla.), following four years ('19-22) at Central Florida. **2023**—Started 11 games at center in lone season at Miami ... Named second-team All-Atlantic Coast

Conference ... Helped Hurricanes allow second fewest sacks in the ACC (16), while blocking for offense that ranked second in the conference in total yards per game (431.2) ... Paved way for Miami's season-high 323 rushing yards on Sept. 23 at Temple. **2022**—Started 11 games for UCF ... Earned second-team All-American Athletic Conference honors ... Blocked for Knights offense that ranked second in AAC in total yards per game (469.6) and second in rushing yards per game (228.4). **2021**—Started 12 games at C for UCF ... Named third-team All-AAC by Pro Football Focus ... Added to watch list for the Rimington Trophy, presented to nation's top center. **2020**—Started 10 games at C for UCF ... Blocked for offense that led AAC in points per game (42.2; eighth in NCAA), total yards per game (568.1; second in NCAA), and passing yards per game (357.4; fourth in NCAA). **2019**—Played four games in offensive line rotation in true freshman campaign at UCF ... Earned AAC All-Academic Team honors.

High school: Attended Hagerty High School in Oviedo, Fla. ... Helped lead team to district championship and first round of state playoffs as a senior in 2018.

Personal: Hometown is Oviedo, Fla. ... Majored in kinesiology at Central Florida.



LOMBARDI, ROCKY

QB #4

Height: 6-4
Weight: 225
College: Northern Illinois
Experience: Rookie in 2024

2023 games-starts: 0-0
Career games-starts: 0-0
Born: 7-30-98
Hometown: Clive, Iowa
Acquired: CFA'24

Lombardi signed with the Bengals as a college free agent in May, after starting 29 games over the past three seasons (2021-23) at Northern Illinois University ... He began his career at Michigan State University (2018-20), playing in 22 games with nine starts before transferring to NIU ... At Northern Illinois, he completed 439 of 745 passes for 5516 yards and 31 TDs with 16 INTs ... Finished his Huskies career ranked second in program history in passing yards per game (183.9), third in completions per game (14.5), fifth in total completions and sixth in passing yards ... Also showcased himself as a capable runner, rushing for 603 yards and 17 TDs on 172 attempts at NIU ... At Michigan State, he went 159-for-332 passing with 1902 yards and 11 TDs against 14 INTs ... Made college debut as Michigan State's emergency punter at Arizona State on Sept. 8, 2018.

Career transactions: Signed with Cincinnati as college free agent on 5-10-24.

College highlights: Spent three seasons at Northern Illinois (2021-23), following three seasons of action ('18-20) at Michigan State ... Redshirted as a true freshman at Michigan State in 2017. **2023**—Returned for third season at NIU after receiving a medical redshirt for the 2022 campaign ... Started all 13 games at QB ... Completed 189 of 327 passes (57.8 percent) for 2274 yards and 11 TDs with seven INTs ... Also rushed for 129 yards on 72 attempts with seven TDs ... Scored game-winning TD on a one-yard QB sneak in overtime to defeat Boston College on Sept. 2 ... Scored game-winning TD on one-yard sneak with 1:11 to play on Oct. 21 vs. Eastern Michigan ... Followed up the next week with season highs in passing yards (298), TD passes (three) and rushing yards (72) on Oct. 31 at Central Michigan ... Named Bart Starr MVP of the Camellia Bowl on Dec. 23 vs. Arkansas State, when he totaled 221 yards of offense (200 passing, 21 rushing), and had both a passing and rushing TD. **2022**—Selected a team captain ... Played in just four games for NIU ... Missed majority of season due to injury ... Completed 50 of 75 passes (66.7) for 645 yards with five TDs and one INT ... Had one rushing TD ... On Sept. 17 vs. Vanderbilt, completed all seven of his passing attempts for 79 yards and a TD before leaving game early in second quarter. **2021**—Started 13 games in first season at NIU ... Named fourth-team All-Mid-American Conference by Phil Steele ... Completed 200 of

343 passes for 2597 yards (58.3) and 15 TDs with eight INTs ... Rushed 94 times for 473 yards and nine TDs ... Broke school record for single-game passing yards with a career-high 532 on Nov. 3 at Kent State; went 33-for-57 and threw for three TDs ... Scored three rushing TDs to lead NIU to victory in MAC Championship Game against Kent State on Dec. 4. **2020**—Played and started six games for Michigan State during season that was limited due to COVID-19 pandemic ... Completed 84 of 157 passes for 1090 yards and eight TDs with nine INTs ... Rushed for 39 yards on 32 attempts ... Had back-to-back 300-yard passing games to open season, with 319 in on Oct. 24 vs. Rutgers followed by season-high 323 on Oct. 31 at Michigan; also passed for three TDs in each contest. **2019**—Saw limited action in eight games for Michigan State, playing 51 total offensive snaps ... Completed seven of 21 passes for 74 yards with two INTs ... Went five-for-14 for 66 yards and a pick on Oct. 12 at Wisconsin. **2018**—Played in eight games overall (seven at QB, one at P), with three starts at QB ... Completed 68 of 154 passes for 738 yards and three TDs with three INTs ... Also rushed for 130 yards on 38 attempts, with a long of 47 yards ... Made college debut on Sept. 8 at Arizona State, when he was pressed into duty as team's emergency punter after starting P sustained an injury ... Made first career start on Oct. 27 vs. Purdue and completed 26 of 46 passes for 318 yards and two TDs, while rushing 11 times for 22 yards; named Big Ten Co-Freshman of the Week for his performance.

High school: Attended Valley High School in West Des Moines, Iowa ... Passed for 5818 yards and 66 TDs while compiling 30-6 record as a starting QB ... Also rushed for 979 yards and 17 TDs in career ... Two-time first-team Iowa Newspaper Association (INA) All-State selection ... Four-sport athlete who also participated in in wrestling, baseball and track and field ... As a senior wrestler in 2017, posted a 38-2 record and placed second at 220 pounds in the '17 Iowa Class 3A state championships.

Personal: Hometown is Clive, Iowa ... Majored in business at Michigan State ... His father, Tony, played college football at Arizona State (1980-82, '84), and has more than 30 years of football coaching experience, most recently at the University of Wisconsin-Stout ... His brother, Beau, plays offensive line at Army West Point.



MAXWELL, DEVONNSHA

DT #69

Height: 6-2
Weight: 297
College: Tennessee-Chattanooga
Experience: 2nd-year player in 2024

2023 games-starts: 0-0
Career games-starts: 0-0
Born: 5-5-99
Hometown: Valdosta, Ga.
Acquired: CFA'23

Maxwell signed with the Bengals as a college free agent during the 2023 offseason, but spent his entire rookie campaign on the Reserve/Injured list due to a knee injury ... He played five seasons at the University of Tennessee at Chattanooga (2018-22), where he posted a school-record 37.5 career sacks ... Named Southern Conference Defensive Player of the Year in 2021 and was a two-time FCS second-team All-American.

Career transactions: Signed with Cincinnati as college free agent on 5-12-23.

Pro career: 2023—Did not play in rookie season ... Placed on Reserve/Injured list (knee) on Aug. 7.

College: Spent five seasons (2018-22) at Tennessee-Chattanooga ...

Played in 47 career games with 42 starts ... Logged 187 tackles with 55.5 TFLs and school-record 37.5 sacks ... Sack total also set a Southern Conference record ... Added five FFs ... Named SoCon Defensive Player of the Year in 2021, when he posted 12 sacks and 15.5 TFLs ... Sack total that season included school single-game record five sacks on Oct. 16 vs. East Tennessee State ... Earned AP FCS second-team All-America honors in each of final two seasons ... Named first-team All-SoCon three times, in 2019, '21 and '22.

High school/personal: Hometown is Valdosta, Ga. ... Attended Valdosta High School ... Was an all-state selection as a senior in 2016, when he helped lead Valdosta to Georgia 6A state title ... Recorded 69 tackles, 10 TFLs, 5.5 sacks, a FF and a FR as a senior ... Served as a team captain ... Received degree in psychology from Tennessee-Chattanooga in 2021 ... First name is pronounced "deh-VAHN-shay."

DEVONNSHA MAXWELL'S STATISTICS

YEAR	TEAM	G-S	DEFENSE							INTERCEPTIONS					SCORING				
			ST	AT	TT	SKS-YDS	PD	FF	FR-YDS	NO	YDS	AVG	LG	TD	TD	TD-IntRt	TD-FRRt	S	PTS
2023	Cincinnati	0-0	DID NOT PLAY*							DID NOT PLAY*					DID NOT PLAY*				
CAREER		0-0	0	0	0	0-0	0	0	0-0	—	—	—	—	—	—	—	—	—	

* NOTE: Maxwell was on the Reserve/Injured list for 17 regular-season games with Cincinnati in 2023.



McLACHLAN, TANNER

TE #84

Height: 6-5
Weight: 244
College: Arizona
Experience: Rookie in 2024

2023 games-starts: 0-0
Career games-starts: 0-0
Born: 3-15-99
Hometown: Lethbridge, Alberta (Canada)
Acquired: D6a'24

An "savvy" TE that Bengals coaches and scouts identified during draft process, McLachlan was picked by Cincinnati in sixth round in April's draft ... Spent final two college seasons (2022-23) at Arizona, after beginning career at Southern Utah ... In 25 games at Arizona, caught 79 passes for 984 yards and six TDs, and earned second-team All-Pac-12 Conference honors in 2023 ... Holds Arizona record for career receptions by a TE, while receiving yardage ranks second most ... A native of Lethbridge, Alberta (Canada), he is one of two Canadians on Bengals roster entering training camp, with HB Chase Brown.

Career transactions: Selected by Cincinnati in sixth round of NFL Draft (194th overall) on 4-27-24 ... Signed with Bengals on 5-10-24.


Head coach Zac Taylor says: "He's got a really good zone awareness. He just has that savviness that I think is critical for our tight ends to have. He can be a threat down the middle of the field. He's got good nuance on his routes. I think he's continued to develop as a blocker."

College highlights: Played in 25 games over two seasons (2022-23) at Arizona ... Spent three seasons at Southern Utah University — fall 2018, fall '19 and spring '21. **2023**—Played in 13 games for Arizona ... Named second-team All-Pac-12 ... Caught 45 passes for 528 yards and four TDs ... His 528

receiving yards led all Pac-12 TEs ... His 45 receptions were second most by a TE in program history and ranked second among Pac-12 TEs in '23 ... Closed out regular season with season-high seven grabs for 60 yards and two TDs on Nov. 25 at Arizona State. **2022**—Played in all 12 games with seven starts at TE in first season at Arizona ... Caught 34 passes for 456 yards and two TDs ... His 34 catches were the most by an Arizona TE since Rob Gronkowski in 2008 ... Posted season highs in catches (six) and receiving yards (88) on Sept. 24 at California. **2021**—Did not play in fall of '21 ... Played in five games for Southern Utah during spring of '21, as '20 fall season was moved due to COVID-19 pandemic ... Caught 12 passes for 120 yards. **2019**—Played in three games for Southern Utah, catching three passes for 48 yards. **2018**—Saw action in three games as redshirt freshman for Southern Utah.

High school: Attended Lethbridge Collegiate Institute in Lethbridge, Alberta (Canada) ... Received All-Canadian award as a wide receiver ... Totaled over 1000 all-purpose yards as a senior.

Personal: Hometown is Lethbridge, Alberta (Canada) ... One of two Canadians on Bengals active roster entering 2024 training camp, alongside HB Chase Brown (London, Ontario) ... Majored in psychology at Southern Utah ... Last name is pronounced "mick-LOCK-linn."



McNAMARA, AUSTIN

P #7

Height: 6-5
Weight: 204
College: Texas Tech
Experience: Rookie in 2024

2023 games-starts: 0-0
Career games-starts: 0-0
Born: 2-24-01
Hometown: Gilbert, Ariz.
Acquired: CFA'24

A college free agent signee of the Bengals in May, McNamara ended his five-year career at Texas Tech University with the top punting average in both school and Big 12 Conference history (45.91) ... His average ranked 10th in NCAA FBS history among punters with at least 150 career attempts ... Boasted five of the top 10 single-season punting averages in Texas Tech program history, with three of the top five ... Became first player in program history to earn first-team All-Big 12 honors three times ... Named the Big 12 Special Teams Player of the Year in 2023, becoming first Red Raider ever to win the award ... His career-best 48.2 average during his 2021 junior campaign set a Texas Tech and Big 12 single-season record.


Career transactions: Signed with Cincinnati as college free agent on 5-10-24.

College highlights: Played in 60 career games over five seasons (2019-23) at Texas Tech. **2023**—Saw action in all 13 games as punter and primary holder on FG attempts ... Named first-team All-Big 12 by league coaches and second-team by Associated Press ... Named Big 12 Special Teams Player of the Year ... Semifinalist for Ray Guy Award, presented to nation's best punter ... Punted 55 times for 2548 yards (46.3 gross average), with 24 downed inside the opponents' 20-yard line compared to seven touchbacks ... His average ranked second in the Big 12 and 10th nationally in '23, and third all-time in Texas Tech single-season history ... Had career-high 21 punts of 50 or more yards ... Closed out career with four of his five punts downed inside the 20 in the Radiance Technologies Independence Bowl against California on Dec. 16. **2022**—Played in all 13 games as punter and primary holder on FG attempts ... Named honorable mention All-Big 12 by league coaches ... Totaled 50 punts for 2215 yards (44.3), with 15 inside-20 punts and three touchbacks ... Average ranked third in Big 12 and 21st nationally, marking fourth straight year he finished inside top 25 ... Had 15 punts of 50 or more yards, and three that

traveled 60-plus ... Averaged 47.17 yards on six punts (283 total) on Nov. 26 vs. Oklahoma. **2021**—Saw action in all 13 games ... Named second-team All-Big 12 ... Punted 42 times for 2023 yards (48.2), with 17 inside-20 punts to just five touchbacks ... Average set a school and Big 12 single-season record ... Average ranked ninth in NCAA among punters with at least 30 attempts during the season ... Set all-time FBS, Big 12 and Texas Tech records for most punts of at least 50 yards in a game with eight on Nov. 20 vs. Oklahoma State; averaged 56.44 yards per punt in that game, with just two of his nine punts going for a touchback. **2020**—Played in nine games during season that was limited due to COVID-19 pandemic ... Named first-team All-Big 12 ... Punted 41 times for 1898 yards (46.3), with 11 downed inside the 20-yard line and four touchbacks ... Average led the Big 12 and ranked fifth in FBS ... Recorded the longest punt in Big 12 history, an 87-yarder on Oct. 24 vs. West Virginia; it was the longest punt in the NCAA that season, and only punt to travel 80-plus yards. **2019**—Saw action in all 12 games in freshman campaign ... Named first-team All-Big 12 by league coaches and was a Freshman All-America pick by the Football Writers Association of America ... Totaled career-high 59 punts for 2657 yards (45.0), with 20 downed inside the 20-yard line and five touchbacks ... Average ranked second in Big 12 and second among all freshmen nationally (16th nationally overall) ... Allowed just nine returns, with opponents averaging just 5.2 yards ... Completed a pass that went for 34 yards on a fake punt on Nov. 23 vs. Kansas State.

High school: Attended Highland High School in Gilbert, Ariz. ... Netted a 42.6-yard punting average as a senior in 2018 ... Also served as kicker, making 12 FG attempts and going a perfect 63-for-63 on PATs ... Named first-team all-state as a senior ... Also played basketball.

Personal: Hometown is Gilbert, Ariz. ... Born in San Jose, Calif. ... Earned bachelor's degree in sport management from Texas Tech in May, 2023.



McPHERSON, EVAN

K #2

Height: 5-11
Weight: 185
College: Florida
Experience: 4th-year player in 2024

2023 games-starts: 17-0
Career games-starts: 49-0
Born: 7-21-99
Hometown: Fort Payne, Ala.
Acquired: D5'21

A fifth-round pick in 2021, McPherson has quickly become one of the top kickers in the NFL and a fan-favorite in Cincinnati ... He ranks third on Cincinnati's all-time field goal percentage list (83.9 percent; minimum 75 attempts) and has the most 50-yard FGs in team history (21) ... Converted 26 of 31 FG attempts in 2023 season, and was a perfect 40-for-40 on PATs ... A key factor in Bengals' run to Super Bowl LVI who made two game-winning "walk-off" FGs as time expired in postseason ... He is 19-for-19 on FGs in the postseason (seven games), the second most made FGs without a miss to begin a postseason career in NFL history (Robbie Gould, 29) ... His 21 career made FGs from 50 or more yards are tied for the most by any kicker since he entered the league in 2021, and are the most in NFL history in a player's first three seasons ... Has been named AFC Special Teams Player of the Week three times ... Finished college career at the University of Florida as the SEC's all-time leader in FG percentage (85.0; min. 50 attempts).

Career transactions: Selected by Cincinnati in fifth round of 2021 NFL Draft (149th overall) ... Signed with Bengals on 5-17-21.

Pro career: 2021—Played in 16 regular-season games and all four postseason games as a rookie ... Inactive for regular-season finale at Cleveland (right groin) ... Made 28 of 33 FGs and 46 of 48 PATs during regular season ... Made an NFL-best nine FGs from 50 or more yards, which doubled the previous team record (K Horst Muhlmann, four in 1970) and was one shy of NFL record ... Made three game-winning "walk-off" FGs during the regular season, including a 33-yarder in OT of his NFL debut on Sept. 12 vs. Minnesota that made him the youngest kicker in NFL history with a "walk-off" winner (22 years, 53 days) ... Other walk-offs came Sept. 30 vs. Jacksonville (35 yards) and Jan. 2 vs. Kansas City (20 yards), which clinched AFC North title for Bengals ... Tied NFL record with three 50-plus yard FGs on Nov. 21 at Las Vegas (54, 53, 51) ... Earned AFC Special Teams Player of the Month in December after going eight of nine on PATs and nine of 11 on FGs, including then-Bengals-record 58-yarder on Dec. 19 at Denver ... Did not miss a placekick in Cincinnati's four postseason games — made all six PATs and all 14 FGs ... No other NFL kicker had previously been perfect on as many as 11 postseason FGs ... His 14 postseason FGs tied Colts K Adam Vinatieri's NFL playoff record from 2006 ... Kicked game-winners in Divisional Playoff at Tennessee (52-yarder) and AFC Championship at Kansas

City (31-yarder) ... Made both FG attempts in Super Bowl LVI vs. L.A. Rams. **2022**—Played in all 16 regular-season games and all three postseason contests ... Made 24 of 29 FGs and 40 of 44 PATs during regular season ... Was a perfect five-for-five on FGAs from 50 yards or more ... Drilled a team-record 59-yard FG on his first attempt of the season on Sept. 11 vs. Pittsburgh ... On Sept. 29 against Miami, converted both FG attempts and all three PATs to earn AFC Special Teams Player of the Week honors; second FG was a 57-yarder in the fourth quarter ... Made all three FGAs and all four PATs on Nov. 20 at Pittsburgh, with long of 54 yards in windy conditions ... Drilled all five FGAs in postseason, with two coming in snowy Divisional Playoff at Buffalo. **2023**—Played in all 17 games ... Made 26 of 31 FGs and was a perfect 40 of 40 on PATs ... Knocked through four of five FGAs on Sept. 25 vs. L.A. Rams, including makes from 53 and 54 yards ... Hit a 56-yarder on Oct. 29 at San Francisco, marking fifth longest made FG in team history and tied for second longest in history of Levi's Stadium (opened in 2014) ... Converted both FGAs on Nov. 12 vs. Houston, including 50-yarder in third quarter ... Hit another 50-yarder the following week Nov. 16 at Baltimore on opening drive ... On Dec. 4 at Jacksonville, kicked a 54-yard FG late in fourth quarter to give Bengals the lead, then in overtime drilled a 48-yarder for the game-winner ... Had another OT game-winner on Dec. 16 vs. Minnesota, a 29-yarder that gave Cincinnati its third straight victory.

College: Spent three seasons (2018-20) at Florida, before forgoing final season of eligibility and entering the NFL Draft ... Played in 37 career games ... Left school as the SEC's all-time leader in FG percentage (85.0; minimum 50 attempts) ... Went 51 of 60 on career FGs and 149 of 150 on PATs ... Left Florida with 302 career points ... Also was kickoff specialist and had 136 touchbacks on 241 career kickoffs (56.4 percent).

High school/personal: Hometown is Fort Payne, Ala. ... Attended Fort Payne (Ala.) High School, where he was the team's kicker and punter ... As a senior, converted a 60-yard FG and an 84-yard punt — each was just one yard shy of Alabama state record ... Played in 2018 Under Armour All-American Game ... Brother, Alex, is currently a kicker at Auburn University ... He and his wife, Gracie, welcomed their first daughter in March, 2024 ... Last name is pronounced "mick-**FEAR**-son."

EVAN McPHERSON'S STATISTICS

			SCORING									
YEAR	TEAM	G-S	FG	FGA	FG%	LG	BFG	XP	XPA	XP%	BXP	PTS
2021	Cincinnati	16-0	28	33	84.8	58	0	46	48	95.8	0	130
2022	Cincinnati	16-0	24	29	82.8	59	0	40	44	90.9	1	112
2023	Cincinnati	17-0	26	31	83.9	56	0	40	40	100.0	0	118
CAREER		49-0	78	93	83.9	59	0	126	132	95.5	1	360

			FIELD GOALS										
YEAR	TEAM	1-19	PCT	20-29	PCT	30-39	PCT	40-49	PCT	50+	PCT	TOT	FG%
2021	Cincinnati	0-0	—	5-5	100.0	8-8	100.0	6-9	66.7	9-11	81.8	28-33	84.8
2022	Cincinnati	1-1	100.0	5-6	83.3	4-4	100.0	9-13	69.2	5-5	100.0	24-29	82.8
2023	Cincinnati	0-0	—	5-5	100.0	6-6	100.0	8-8	100.0	7-12	58.3	26-31	83.9
CAREER		1-1	100.0	15-16	93.8	18-18	100.0	23-30	76.7	21-28	75.0	78-93	83.9

			SPECIAL TEAMS							PUNTING							
YEAR	TEAM	ST	AT	TT	FF	FR-YDS	BP	BFG	BXP	NO	YDS	AVG	NET	TB	IN-20	LG	BLK
2022	Cincinnati	1	0	1	0	0-0	0	0	0	—	—	—	—	—	—	—	—
CAREER		1	0	1	0	0-0	0	0	0	—	—	—	—	—	—	—	—

FIELD GOAL SINGLE-GAME HIGHS: MADE—4 (two times; most recently on 9-25-23 vs. L.A. Rams). ATTEMPTS—5 (9-25-23 vs. L.A. Rams). MISSED—2 (10-10-21 vs. Green Bay). LONG—59 (9-11-22 vs. Pittsburgh).

EXTRA POINT SINGLE-GAME HIGHS: MADE—6 (11-6-22 vs. Carolina). ATTEMPTS—6 (11-6-22 vs. Carolina). MISSED—1 (six times; most recently 12-24-22 at New England).


POSTSEASON

			SCORING									
YEAR	TEAM	G-S	FG	FGA	FG%	LG	BFG	XP	XPA	XP%	BXP	PTS
2021	Cincinnati	4-0	14	14	100.0	54	0	6	6	100.0	0	48
2022	Cincinnati	3-0	5	5	100.0	39	0	6	7	85.7	0	21
CAREER		7-0	19	19	100.0	54	0	12	13	92.3	0	69

			FIELD GOALS										
YEAR	TEAM	1-19	PCT	20-29	PCT	30-39	PCT	40-49	PCT	50+	PCT	TOT	FG%
2021	Cincinnati	0-0	—	2-2	100.0	7-7	100.0	2-2	100.0	3-3	100.0	14-14	100.0
2022	Cincinnati	0-0	—	3-3	100.0	2-2	100.0	0-0	—	0-0	—	5-5	100.0
CAREER		0-0	—	5-5	100.0	9-9	100.0	2-2	100.0	3-3	100.0	19-19	100.0

CAREER GAME-BY-GAME

		SCORING					FIELD GOALS								
DATE	OPPONENT	FG-FGA	BFG	XP-XPA	BXP	PTS	1-19	20-29	30-39	40-49	50+	LG	TOT	FG%	
2021 / CINCINNATI															
9-12	MINNESOTA	2-2	0	3-3	0	9	0-0	0-0	1-1	0-0	1-1	53	2-2	100.0	
9-19	at Chicago	1-1	0	2-2	0	5	0-0	0-0	0-0	0-0	1-1	53	1-1	100.0	
9-26	at Pittsburgh	1-1	0	3-3	0	6	0-0	0-0	0-0	1-1	0-0	43	1-1	100.0	
9-30	JACKSONVILLE	1-2	0	3-3	0	6	0-0	0-0	1-1	0-1	0-0	35	1-2	50.0	
10-10	GREEN BAY	0-2	0	2-2	0	2	0-0	0-0	0-0	0-1	0-1	—	0-2	0.0	
10-17	at Detroit	2-2	0	4-4	0	10	0-0	0-0	1-1	1-1	0-0	40	2-2	100.0	
10-24	at Baltimore	2-2	0	5-5	0	11	0-0	0-0	1-1	0-0	1-1	52	2-2	100.0	
10-31	at N.Y. Jets	1-1	0	4-4	0	7	0-0	1-1	0-0	0-0	0-0	21	1-1	100.0	
11-7	CLEVELAND	1-1	0	1-1	0	4	0-0	1-1	0-0	0-0	0-0	27	1-1	100.0	
11-14	— BYE —														
11-21	at Las Vegas	4-4	0	2-3	0	14	0-0	0-0	0-0	1-1	3-3	54	4-4	100.0	
11-28	PITTSBURGH	2-2	0	5-5	0	11	0-0	0-0	1-1	0-0	1-1	51	2-2	100.0	
12-5	L.A. CHARGERS	1-1	0	1-2	0	4	0-0	0-0	0-0	1-1	0-0	48	1-1	100.0	
12-12	SAN FRANCISCO	3-4	0	2-2	0	11	0-0	1-1	1-1	1-2	0-0	41	3-4	75.0	
12-19	at Denver	3-3	0	0-0	0	9	0-0	1-1	0-0	0-0	2-2	58	3-3	100.0	
12-26	BALTIMORE	2-3	0	5-5	0	11	0-0	0-0	2-2	0-0	0-1	36	2-3	66.7	
1-2	KANSAS CITY	2-2	0	4-4	0	10	0-0	1-1	0-0	1-1	0-0	46	2-2	100.0	
1-9	at Cleveland			INACTIVE											
Postseason															
1-15	LAS VEGAS	4-4	0	2-2	0	14	0-0	1-1	2-2	1-1	0-0	43	4-4	100.0	
1-22	at Tennessee	4-4	0	1-1	0	13	0-0	0-0	1-1	1-1	2-2	54	4-4	100.0	
1-30	at Kansas City	4-4	0	1-1	0	13	0-0	0-0	3-3	0-0	1-1	52	4-4	100.0	
2-13	L.A. RAMS	2-2	0	2-2	0	8	0-0	1-1	1-1	0-0	0-0	38	2-2	100.0	
2022 / CINCINNATI															
9-11	PITTSBURGH	2-3	0	0-1	1	6	0-0	1-2	0-0	0-0	1-1	59	2-3	66.7	
9-18	at Dallas	3-3	0	0-0	0	9	0-0	0-0	0-0	2-2	1-1	50	3-3	100.0	
9-25	at N.Y. Jets	2-3	0	3-3	0	9	0-0	1-1	0-0	1-2	0-0	43	2-3	66.7	
9-29	MIAMI	2-2	0	3-3	0	9	1-1	0-0	0-0	0-0	1-1	57	2-2	100.0	
10-9	at Baltimore	1-1	0	2-2	0	5	0-0	0-0	0-0	1-1	0-0	40	1-1	100.0	
10-16	at New Orleans	1-1	0	3-3	0	6	0-0	0-0	0-0	0-0	1-1	52	1-1	100.0	
10-23	ATLANTA	0-0	0	5-5	0	5	0-0	0-0	0-0	0-0	—	0-0	—	—	
10-31	at Cleveland	0-1	0	1-2	0	1	0-0	0-0	0-0	0-1	0-0	—	0-1	0.0	
11-6	CAROLINA	0-1	0	6-6	0	6	0-0	0-0	0-0	0-1	0-0	—	0-1	0.0	
11-13	— BYE —														
11-20	at Pittsburgh	3-3	0	4-4	0	13	0-0	0-0	0-0	2-2	1-1	54	3-3	100.0	
11-27	at Tennessee	2-2	0	2-2	0	8	0-0	0-0	1-1	1-1	0-0	47	2-2	100.0	
12-4	KANSAS CITY	2-2	0	3-3	0	9	0-0	0-0	1-1	1-1	0-0	41	2-2	100.0	
12-11	CLEVELAND	1-1	0	2-3	0	5	0-0	0-0	1-1	0-0	0-0	30	1-1	100.0	
12-18	at Tampa Bay	2-2	0	2-2	0	8	0-0	1-1	0-0	1-1	0-0	41	2-2	100.0	
12-24	at New England	1-2	0	1-2	0	4	0-0	1-1	0-0	0-1	0-0	28	1-2	50.0	
1-2	BUFFALO			(GAME CANCELED)											
1-8	BALTIMORE	2-2	0	3-3	0	9	0-0	1-1	1-1	0-0	0-0	34	2-2	100.0	
Postseason															
1-15	BALTIMORE	1-1	0	1-2	0	4	0-0	0-0	1-1	0-0	0-0	39	1-1	100.0	
1-22	at Buffalo	2-2	0	3-3	0	9	0-0	2-2	0-0	0-0	0-0	28	2-2	100.0	
1-29	at Kansas City	2-2	0	2-2	0	8	0-0	1-1	1-1	0-0	0-0	30	2-2	100.0	
2023 / CINCINNATI															
9-10	at Cleveland	1-2	0	0-0	0	3	0-0	0-0	0-0	1-1	0-1	42	1-2	50.0	
9-17	BALTIMORE	1-1	0	3-3	0	6	0-0	1-1	0-0	0-0	0-0	27	1-1	100.0	
9-25	L.A. RAMS	4-5	0	1-1	0	13	0-0	0-0	0-0	2-2	2-3	54	4-5	80.0	
10-1	at Tennessee	1-1	0	0-0	0	3	0-0	1-1	0-0	0-0	0-0	21	1-1	100.0	
10-8	at Arizona	2-2	0	4-4	0	10	0-0	0-0	0-0	2-2	0-0	40	2-2	100.0	
10-15	SEATTLE	1-1	0	2-2	0	5	0-0	0-0	0-0	0-0	1-1	52	1-1	100.0	
10-22	— BYE —														
10-29	at San Francisco	1-2	0	4-4	0	7	0-0	0-0	0-0	0-0	1-2	56	1-2	50.0	
11-5	BUFFALO	1-1	0	3-3	0	6	0-0	1-1	0-0	0-0	0-0	20	1-1	100.0	
11-12	HOUSTON	2-2	0	3-3	0	9	0-0	0-0	1-1	0-0	1-1	50	2-2	100.0	
11-16	at Baltimore	2-3	0	2-2	0	8	0-0	1-1	0-0	0-0	1-2	50	2-3	66.7	
11-26	PITTSBURGH	1-1	0	1-1	0	4	0-0	0-0	0-0	1-1	0-0	47	1-1	100.0	
12-4	at Jacksonville	2-3	0	4-4	0	10	0-0	0-0	0-0	1-1	1-2	54	2-3	66.7	
12-10	INDIANAPOLIS	2-2	0	4-4	0	10	0-0	0-0	2-2	0-0	0-0	35	2-2	100.0	
12-16	MINNESOTA	2-2	0	3-3	0	9	0-0	1-1	1-1	0-0	0-0	34	2-2	100.0	
12-23	at Pittsburgh	1-1	0	0-0	0	3	0-0	0-0	1-1	0-0	0-0	35	1-1	100.0	
12-31	at Kansas City	1-1	0	2-2	0	5	0-0	0-0	1-1	0-0	0-0	34	1-1	100.0	
1-7	CLEVELAND	1-1	0	4-4	0	7	0-0	0-0	0-0	1-1	0-0	45	1-1	100.0	

**MILLER, ERIC****OT #74**

Height: 6-8
Weight: 311
College: Louisville
Experience: Rookie in 2024

2023 games-starts: 0-0
Career games-starts: 0-0
Born: 6-29-00
Hometown: Mason, Ohio
Acquired: CFA'24

A local product from Mason, Ohio (north of Cincinnati), Miller signed with the Bengals as a college free agent in May ... He spent his final collegiate season in 2023 at the University of Louisville, after playing four years ('19-22) at Purdue University ... Earned honorable mention All-Atlantic Coast Conference accolades for the Cardinals last season, when he played in all 14 games and helped Louisville rank in the top five in the ACC both in passing (236.6) and rushing (178.5) yards per game ... Blocked for Purdue offense in 2022 that ranked second in the Big Ten Conference in passing yards per game (278.8) ... A three-time Academic All-Big Ten honoree while at Purdue ... Has lined up at left and right tackle.

Career transactions: Signed with Cincinnati as college free agent on 5-10-24.

College highlights: Spent one season (2023) at Louisville, following four seasons ('19-22) played at Purdue ... Redshirted as a true freshman in 2018 at Purdue. **2023**—Played in all 14 games for Louisville ... Named honorable mention All-ACC ... Blocked for Cardinals offense that ranked fifth in ACC in rushing yards per game (178.5), while pass protection for passing attack that ranked fifth in conference in passing yards per game (236.6). **2022**—Started all

14 games at both left and right tackle for Purdue ... Served as a team captain in three games ... Pass protected for offense that ranked second in Big Ten in passing yards per game (278.8) ... Helped block for RB Devin Mockobee, who broke Purdue freshman rushing record with 968 yards on the ground ... Picked up Academic All-Big Ten honors for fourth straight season. **2021**—Started all 13 games for Purdue ... Pass protected for offense that ranked second in Big Ten in passing yards per game (355.4) ... Earned Academic All-Big Ten status. **2020**—Played in all six games for Purdue during season that was limited due to COVID-19 pandemic ... Blocked for offense that led Big Ten in passing yards per game (309.0) and allowed fourth fewest sacks in the conference (12) ... Academic All-Big Ten honoree. **2019**—Saw action in 11 games for Purdue, making two starts ... Blocked for offense that led Big Ten in passing yards per game (309.9) ... Named Academic All-Big Ten.

High school: Attended Mason High School in Mason, Ohio ... Named first-team All-Greater Miami Conference as a senior in 2018 ... Blocked for Mason offense that averaged 138.8 rushing yards per game.

Personal: Hometown is Mason, Ohio (approximately 25 miles north of Cincinnati) ... Majored in general management at Purdue.



MIMS, AMARIUS

OT #71

Height: 6-8
Weight: 340
College: Georgia
Experience: Rookie in 2024

2023 games-starts: 0-0
Career games-starts: 0-0
Born: 10-14-02
Hometown: Cochran, Ga.
Acquired: D1'24

Cincinnati's first-round draft pick in April, Mims joins the Bengals as a talented and physically imposing offensive line prospect ... Listed at 6-8, 340 pounds, he is tied for the tallest player on the roster and is the third heaviest behind fellow tackles Trent Brown (355) and Orlando Brown Jr. (345) ... He played in 29 career games with eight starts at the University of Georgia, and was part of back-to-back national title winning teams in 2021 and '22 ... Helped the Bulldogs lead the Southeastern Conference and rank seventh nationally in fewest sacks allowed per game (0.93) in 2023 ... His first career start came in the 2022 College Football Playoff semifinal against Ohio State, when he blocked for an offense that totaled 533 yards to help Georgia advance to national title game.


Career transactions: Selected by Cincinnati in first round of NFL Draft (18th overall) on 4-25-24.

Head coach Zac Taylor says: "His traits are immeasurable if you've ever seen him walk through a door. There's a lot there to work with that we're really excited about. We've had a lot of exposure to him face-to-face. We got a chance to interact with him in a lot of different ways and felt really good about his fit with us in the O-line room and with our team."

College highlights: Played 29 games with eight starts over three seasons (2021-23) at Georgia. **2023**—Played at ROT in seven games, making six starts ... Missed six games due to ankle injury ... Part of OL which ranked first in SEC and seventh nationally in fewest sacks allowed per game (0.93) ... Helped Georgia offense rank second in SEC and fifth nationally in total yards per game (496.5) and points per game (40.1). **2022**—Played 14 games with two starts ... Made first career start in Chick-fil-A Peach Bowl/College Football Playoff semifinal Dec. 31 against Ohio State, and blocked for offense which totaled 533 yards in win ... Started CFP National Championship vs. Texas Christian, helping Georgia net 589 yards on offense (335 passing, 254 rushing) in dominant win to capture national title. **2021**—Played eight games as reserve OL during true freshman season ... Five of eight games played were against SEC opponents.

High school: Attended Bleckley County High School in Cochran, Georgia ... Selected to Under Armour All-American Game as a senior ... In senior season, helped lead team to 8-3 record, and blocked for offense that averaged 378.6 yards per game (213.3 rushing).

Personal: Hometown is Cochran, Ga. ... Majored in sport management at Georgia ... First name is pronounced "uh-MARR-ee-us."



MOSLEY, TRE

WR #86

Height: 6-1
Weight: 196
College: Michigan State
Experience: Rookie in 2024

2023 games-starts: 0-0
Career games-starts: 0-0
Born: 9-25-01
Hometown: Pontiac, Mich.
Acquired: CFA'24

Mosley joins Bengals as a CFA after spending five seasons (2019-23) at Michigan State University ... He played in 43 career games for the Spartans with 28 starts, and caught 126 passes for 1464 yards and 10 TDs ... His 126 receptions ranked 17th on MSU's all-time list at the end of his career ... Had at least one catch in 42 of 43 games, including streak of 25 straight to close his career ... Was nominated for both the Allstate AFCA Good Works Team and the Wuerffel Trophy in 2023, in recognition of his work in the community.

Career transactions: Signed with Cincinnati as college free agent on 5-10-24.

College highlights: Spent five seasons (2019-23) at Michigan State ... Played in 43 games with 28 starts. **2023**—Saw action in eight games, making seven starts ... Missed final four games of season due to an injury ... Served as a team captain in all eight games he played in ... Ranked third on team in receptions (28), and receiving yards (288) ... Had two receiving TDs ... Caught five passes for season-high 84 yards and a TD on Sept. 9 vs. Richmond ... Had season-high six grabs for 36 yards and a TD on Oct. 14 at Rutgers. **2022**—Played in all 12 games with eight starts ... Ranked third on team in receptions (35), receiving yards (359) and receiving TDs (four) ... Scored a TD in three straight games to open season ... Logged season-high 64 receiving yards on five grabs with a TD on Sept. 17 at Washington ... Closed out season with four catches for 62 yards on Nov. 26 at Penn State. **2021**—Played in all 13 games with nine starts ... Caught 35 passes for career-high 530 yards (third most on team) and three TDs ... Posted season highs in catches (six) and receiving yards (70) on Sept. 25 vs. Nebraska ... Had two TD grabs and finished with 44 yards

on three catches on Nov. 6 at Purdue. **2020**—Played in four games and preserved redshirt season, during campaign that was limited due to COVID-19 pandemic ... Started in three contests ... Missed three games due to an injury ... Caught seven passes for 71 yards ... Started in season opener on Oct. 24 vs. Rutgers, and caught one pass for 11 yards ... Closed out season with three grabs for 30 yards on Dec. 12 at Penn State. **2019**—Played in final six games of season as a true freshman ... Caught 21 passes for 216 yards and one TD ... Made college debut on Oct. 26 vs. Penn State, and tied for team lead with four receptions for 37 yards ... Scored first career TD on Nov. 9 vs. Illinois ... Posted season highs in catches (eight) and receiving yards (73) on Nov. 30 vs. Maryland.

High school: Attended West Bloomfield High School in West Bloomfield Township, Mich. ... Named first-team all-state (Division 1-2) by the Associated Press as a senior in 2018 ... Recorded over 800 receiving yards with 10 TDs in senior season, while also logging 19 tackles, three pass breakups and a 75-yard INT returned for a TD on defense ... Helped lead school to MHSAA Division 1 state championship game as a junior in 2017, when he totaled 55 catches for 1018 yards and 11 TDs.

Personal: Hometown is Pontiac, Mich. ... Earned bachelor's degree in advertising management from Michigan State in December, 2022 ... Volunteered at several community events throughout his college career, including instructing students at elementary schools, helping at coaching clinics, and delivering donations ... Was nominated for both the Allstate AFCA Good Works Team and the Wuerffel Trophy in 2023, in recognition of his work in the community.



MOSS, ZACK

HB #31

Height: 5-10
Weight: 215
College: Utah
Experience: 5th-year player in 2024

2023 games-starts: 14-8 (Ind.)
Career games-starts: 53-11
Born: 12-15-97
Hometown: Hialeah Gardens, Fla.
Acquired: UFA(Ind.)'24

Moss is in his first Bengals season in 2024, after joining the team as an unrestricted free agent in March ... He entered the NFL as a third-round draft pick of Buffalo in 2020, and spent two-plus seasons with the Bills before being traded to Indianapolis midway through the '22 campaign ... Served as a complementary running back in first three career seasons, then emerged as primary ball carrier for Colts in 2023 when starting RB Jonathan Taylor was out of the lineup due to injuries ... In 2023, set career highs in rushing attempts (183), rushing yards (794), rushing TDs (five) and receptions (27) ... Has played in 53 career games (11 starts), totaling 484 carries for 2076 yards and 14 TDs ... Also a capable pass catcher out of the backfield with 75 career receptions for 523 yards (7.0 average) and four TDs ... Had a record-breaking collegiate career at the University of Utah (2016-19), including becoming first player in school history to post three 1000-yard rushing seasons.

Career transactions: Selected by Buffalo in third round of 2020 NFL Draft (86th overall) on 4-24-20 ... Signed with Bills on 6-15-20 ... Acquired by Indianapolis in trade with Bills on 11-1-22 ... Colts contract expired on 3-13-24 ... Signed with Cincinnati as unrestricted free agent on 3-14-24.

Pro career: 2020—Played in 13 games as a rookie for Buffalo ... Inactive for three games (Games 3-5) due to injury ... Rushed for 481 yards on 112 attempts (4.3 average), with four rushing TDs ... Added 14 receptions for 95 yards ... Made NFL debut on Sept. 13 vs. N.Y. Jets, rushing for 11 yards on nine carries ... Scored first two career TDs on Nov. 1 vs. New England, and finished with season-high 14 carries for 81 yards; first career TD was an eight-yard run to give Bills 7-0 lead in first quarter ... Followed with another rushing TD on Nov. 8 vs. Seattle, a one-yarder to extend Bills lead to 34-20 early in fourth quarter ... Rushed for 59 yards on nine attempts (6.6), including season-long 31-yarder, on Nov. 29 vs. L.A. Chargers ... Matched season long in rushing yards with 81 on 13 carries (6.2) on Dec. 19 at Denver ... Found end zone on five-yard run for fourth TD of season on Dec. 28 at New England ... Made postseason debut in AFC Wild Card Playoff on Jan. 9 vs. Indianapolis, recording 21 rushing yards and 26 receiving yards ... Sustained ankle injury against Colts and was on Reserve/Injured list for Bills' final two playoff games. **2021**—Played in 13 games for Buffalo ... Inactive for four games ... Rushed 96 times for 345 yards (3.6) and four TDs ... Also caught 23 passes for 197 yards ... Scored two TDs in first appearance of the season on Sept. 19 at Miami; both TDs came in fourth quarter to boost Bills' substantial lead ... Scored first career receiving TD on Sept. 26 vs. Washington, on a seven-yard pass from QB Josh Allen to increase Bills' lead to 14-0 in second quarter; finished with 91 yards from scrimmage (60 rushing, 31

receiving) ... Found end zone for third straight game with four-yard rushing TD on Oct. 3 vs. Houston ... Recorded season-high 92 scrimmage yards (37 rushing, 55 receiving) on Oct. 10 at Kansas City; had season-long 24-yard reception that led to Bills TD on following play in second quarter ... Played six offensive snaps in Wild Card Playoff vs. New England, then was active/DNP in Divisional Playoff at Kansas City. **2022**—Played in five games for Buffalo before being traded to Indianapolis on Nov. 1 ... Played in eight games with three starts for the Colts ... Inactive for two games (one as member of Bills, one with Colts) ... Active/DNP in one game with Bills (Game 6, prior to being traded) ... In 13 games total (three starts), rushed for 456 yards on 93 attempts (4.9), with one rushing TD ... Caught 11 passes for 39 yards ... Had season-high 24 carries for 81 yards on Dec. 17 at Minnesota ... Posted first career 100-yard rushing game in season finale on Jan. 8 vs. Houston, when he ran for 114 and a TD on 18 attempts; TD was a 15-yarder to bring Colts within three points in third quarter. **2023**—Played in 14 games (eight starts) for Indianapolis ... Inactive for three games (Game 1 due to forearm injury, Games 15 and 16 due to forearm injury) ... Recorded career highs in rushing attempts (183, led team), rushing yards (794, led team) and rushing TDs (five) ... Also tallied career-high 27 receptions for 192 yards and two TDs ... On Sept. 24 at Baltimore, had career-high 30 rushing attempts for 122 yards, and caught a 17-yard TD pass from QB Gardner Minshew to tie game 7-7 in first quarter ... On Oct. 8 vs. Tennessee, posted career highs in rushing yards (165) and scrimmage yards (195), and scored two rushing TDs; first TD was career-long 56-yard run to give Colts 7-3 lead in first quarter.

College: Spent four seasons (2016-19) at Utah ... Played in 45 games with 36 starts ... Set school records for career rushing attempts (712), rushing yards (4067), rushing TDs (38), total TDs (41) and 100-yard rushing games (18) ... First player in school history to rush for 1000 or more yards in three seasons ... Also caught 66 passes for 685 yards and three TDs ... Named Pac-12 Conference Offensive Player of the Year and earned first-team All-Pac-12 honors as a senior in 2019, when he rushed for 1416 yards on 235 carries with 15 TDs ... Second-team All-Pac-12 selection as a junior in 2018, with 1096 rushing yards and 11 TDs in nine games.

High school/personal: Hometown is Hialeah Gardens, Fla. ... Attended Hallandale High School in Hallandale, Fla., for senior year following three years at Mater Academy Charter High School in Hialeah Gardens ... As a senior, recorded 145 carries for 1098 yards and 27 TDs, along with 25 receptions for 425 yards and four TDs ... Cousins, Santana Moss and Sinorice Moss, are former NFL wide receivers ... Communications major at Utah.

ZACK MOSS' STATISTICS

YEAR	TEAM	G-S	RUSHING					RECEIVING					SCORING					
			ATT	YDS	AVG	LG	TD	NO	YDS	AVG	LG	TD	TD	TD-R	TD-P	TD-Rt	2-PtC	PTS
2020	Buffalo	13-0	112	481	4.3	31	4	14	95	6.8	20	1	5	4	1	0	0	30
2021	Buffalo	13-0	96	345	3.6	17	4	23	197	8.6	24	1	5	4	1	0	0	30
2022	Buffalo	5-0	17	91	5.4	43	0	7	27	3.9	8	0	0	0	0	0	0	
	Indianapolis	8-3	76	365	4.8	34	1	4	12	3.0	5	0	1	1	0	0	6	
2023	Indianapolis	14-8	183	794	4.3	56t	5	27	192	7.1	26	2	7	5	2	0	1	44
BUFF. TOTALS		31-0	225	917	4.1	43	8	44	319	7.3	24	2	10	8	2	0	0	60
IND. TOTALS		22-11	259	1159	4.5	56t	6	31	204	6.6	26	2	8	6	2	0	1	50
CAREER		53-11	484	2076	4.3	56t	14	75	523	7.0	26	4	18	14	4	0	1	110

RUSHING SINGLE-GAME HIGHS: ATTEMPTS—30 (for Indianapolis; 9-24-23 at Baltimore). YARDS—165 (for Indianapolis; 10-8-23 vs. Tennessee). LONG—56t (for Indianapolis; 1-8-23 vs. Tennessee). TOUCHDOWNS—2 (three times; most recently for Indianapolis on 10-8-23 vs. Tennessee).

RECEIVING SINGLE-GAME HIGHS: RECEPTIONS—6 (three times; most recently for Indianapolis on 10-15-23 at Jacksonville). YARDS—55 (for Buffalo; 10-10-21 at Kansas City). LONG—26 (for Indianapolis; 10-8-23 vs. Tennessee). TOUCHDOWNS—1 (four times; most recently for Indianapolis on 12-16-23 vs. Pittsburgh).

POSTSEASON

YEAR	TEAM	G-S	RUSHING					RECEIVING					SCORING					
			ATT	YDS	AVG	LG	TD	NO	YDS	AVG	LG	TD	TD	TD-R	TD-P	TD-Rt	2-PtC	PTS
2020	Buffalo	1-1	7	21	3.0	8	0	4	26	6.5	10	0	—	—	—	—	—	—
2021	Buffalo	1-0	1	0	0.0	0	0	0	0	—	—	0	—	—	—	—	—	—
CAREER		2-1	8	21	2.6	8	0	4	26	6.5	10	0	—	—	—	—	—	—

CAREER GAME-BY-GAME

DATE	OPPONENT	RUSHING					RECEIVING				
		ATT	YDS	AVG	LG	TD	NO	YDS	AVG	LG	TD
2020 / BUFFALO											
9-13	N.Y. JETS	9	11	1.2	7	0	3	16	5.3	8	1
9-20	at Miami	8	37	4.6	14	0	0	0	—	—	0
9-27	L.A. RAMS			INACTIVE					INACTIVE		
10-4	at Las Vegas			INACTIVE					INACTIVE		
10-13	at Tennessee			INACTIVE					INACTIVE		
10-19	KANSAS CITY	5	10	2.0	4	0	0	0	—	—	0
10-25	at N.Y. Jets	7	47	6.7	26	0	3	25	8.3	17	0
11-1	NEW ENGLAND	14	81	5.8	21	2	0	0	—	—	0
11-8	SEATTLE	9	18	2.0	7	1	2	30	15.0	20	0
11-15	at Arizona	7	20	2.9	14	0	1	-3	-3.0	-3	0
11-22	— BYE —										
11-29	L.A. CHARGERS	9	59	6.6	31	0	2	9	4.5	7	0
12-7	at San Francisco	3	9	3.0	7	0	1	5	5.0	5	0
12-13	PITTSBURGH	13	43	3.3	13	0	0	0	—	—	0
12-19	at Denver	13	81	6.2	26	0	0	0	—	—	0
12-28	at New England	12	57	4.8	12	1	1	0	0.0	0	0
1-3	MIAMI	3	8	2.7	4	0	1	13	13.0	13	0
Postseason											
1-9	INDIANAPOLIS	7	21	3.0	8	0	4	26	6.5	10	0
1-16	BALTIMORE			RESERVE / INJURED					RESERVE / INJURED		
1-24	at Kansas City			RESERVE / INJURED					RESERVE / INJURED		
2021 / BUFFALO											
9-12	PITTSBURGH			INACTIVE					INACTIVE		
9-19	at Miami	8	26	3.3	10	2	2	8	4.0	6	0
9-26	WASHINGTON	13	60	4.6	9	0	3	31	10.3	17	1
10-3	HOUSTON	14	61	4.4	17	1	0	0	—	—	0
10-10	at Kansas City	11	37	3.4	8	0	3	55	18.3	24	0
10-18	at Tennessee	8	24	3.0	7	0	2	15	7.5	12	0
10-24	— BYE —										
10-31	MIAMI	8	19	2.4	7	0	6	39	6.5	15	0
11-7	at Jacksonville	3	6	2.0	7	0	2	18	9.0	13	0
11-14	at N.Y. Jets	7	27	3.9	11	1	0	0	—	—	0
11-21	INDIANAPOLIS	3	5	1.7	3	0	0	0	—	—	0
11-25	at New Orleans			INACTIVE					INACTIVE		
12-6	NEW ENGLAND	8	21	2.6	4	0	2	12	6.0	7	0
12-12	at Tampa Bay			INACTIVE					INACTIVE		
12-19	CAROLINA			INACTIVE					INACTIVE		
12-26	at New England	3	12	4.0	6	0	1	13	13.0	13	0
1-2	ATLANTA	5	39	7.8	12	0	0	0	—	—	0
1-9	N.Y. JETS	5	8	1.6	5	0	2	6	3.0	3	0
Postseason											
1-15	NEW ENGLAND	1	0	0.0	0	0	0	0	—	—	0
1-23	at Kansas City			DID NOT PLAY					DID NOT PLAY		
2022 / BUFFALO and INDIANAPOLIS											
Buffalo											
9-8	at L.A. Rams	6	15	2.5	8	0	6	21	3.5	8	0
9-19	TENNESSEE	3	17	5.7	17	0	0	0	—	—	0
9-25	at Miami	4	46	11.5	43	0	1	6	6.0	6	0
10-2	at Baltimore	3	6	2.0	5	0	0	0	—	—	0
10-9	PITTSBURGH	1	7	7.0	7	0	0	0	—	—	0
10-16	at Kansas City			INACTIVE					INACTIVE		
10-23	— BYE —										
10-30	GREEN BAY			DID NOT PLAY					DID NOT PLAY		
Indianapolis											
11-6	at New England			INACTIVE					INACTIVE		
11-13	at Las Vegas	1	4	4.0	4	0	0	0	—	—	0
11-20	PHILADELPHIA	2	7	3.5	7	0	0	0	—	—	0
11-28	PITTSBURGH	1	2	2.0	2	0	0	0	—	—	0
12-4	at Dallas	3	18	6.0	9	0	0	0	—	—	0
12-11	— BYE —										
12-17	at Minnesota	24	81	3.4	11	0	0	0	—	—	0
12-26	L.A. CHARGERS	12	65	5.4	14	0	1	5	5.0	5	0
1-1	at N.Y. Giants	15	74	4.9	12	0	0	0	—	—	0
1-8	HOUSTON	18	114	6.3	34	1	3	7	2.3	4	0

CAREER GAME-BY-GAME

DATE	OPPONENT	RUSHING					RECEIVING				
		ATT	YDS	AVG	LG	TD	NO	YDS	AVG	LG	TD
2023 / INDIANAPOLIS											
9-10	JACKSONVILLE			INACTIVE					INACTIVE		
9-17	at Houston	18	88	4.9	11t	1	4	19	4.8	7	0
9-24	at Baltimore	30	122	4.1	24	0	2	23	11.5	17t	1
10-1	L.A. RAMS	18	70	3.9	20	0	0	0	—	—	0
10-8	TENNESSEE	23	165	7.2	56t	2	2	30	15.0	26	0
10-15	at Jacksonville	7	21	3.0	9	1	6	38	6.3	16	0
10-22	CLEVELAND	18	57	3.2	21	0	1	5	5.0	5	0
10-29	NEW ORLEANS	11	66	6.0	41	1	1	8	8.0	8	0
11-5	at Carolina	7	26	3.7	8	0	0	0	—	—	0
11-12	at New England	1	2	2.0	2	0	0	0	—	—	0
11-19	— BYE —										
11-26	TAMPA BAY	8	55	6.9	16	0	2	15	7.5	9	0
12-3	at Tennessee	19	51	2.7	5	0	2	6	3.0	5	0
12-10	at Cincinnati	13	28	2.2	12	0	4	28	7.0	15	0
12-16	PITTSBURGH	4	13	3.3	5	0	3	20	6.7	16t	1
12-24	at Atlanta			INACTIVE					INACTIVE		
12-31	LAS VEGAS			INACTIVE					INACTIVE		
1-6	HOUSTON	6	30	5.0	11	0	0	0	—	—	0



MURPHY, MYLES

DE #99

Height: 6-5
Weight: 270
College: Clemson
Experience: 2nd-year player in 2024

2023 games-starts: 17-0
Career games-starts: 17-0
Born: 1-3-02
Hometown: Marietta, Ga.
Acquired: D1'23

Cincinnati's first-round draft pick in 2023 (28th overall) played in all 17 games during his rookie campaign ... He totaled three sacks as a rotational edge rusher, while posting 20 total tackles ... Also lined up for 88 special teams snaps ... He racked up 17.5 sacks in 38 career games at Clemson University, where he was a first-team All-ACC honoree in his final season in 2022 ... Also showcased ability to defend the run, with 37 career TFLs in college ... Entered 2024 offseason as youngest player on Bengals roster (born 1-3-2002) ... Became first defensive lineman taken by the Bengals in the first round since Justin Smith (fourth overall) in 2001.

Career transactions: Selected by Cincinnati in first round of 2023 NFL Draft (28th overall) ... Signed by Bengals on 5-12-23.

Pro career: 2023—Played in all 17 games in rookie season ... Totaled 20 tackles (10 solos), with three sacks ... Made NFL debut on Sept. 10 at Cleveland, lining up for 13 defensive snaps (no statistics) ... Recorded first career sack (and tackle) on Oct. 1 at Tennessee, bringing down QB Ryan Tannehill for loss of two yards in second quarter ... Had second sack on Nov. 26 vs. Pittsburgh, a two-yard takedown of QB Kenny Pickett in third quarter ...

Posted career-high four tackles on Dec. 16 vs. Minnesota, with a sack of QB Nick Mullens for loss of six yards in second quarter.

College: Spent three seasons (2020-22) at Clemson ... Played in 38 games with 27 starts ... Recorded 119 tackles (61 solos), with 37 TFLs and 17.5 sacks ... Added six FFs and five PDs ... Only player in the FBS with at least 10 TFLs and a FF in each season from 2020-22 ... Named first-team All-ACC in 2022 (media and coaches), when he tallied 40 tackles, 11 TFLs and 6.5 sacks ... Earned second-team All-ACC honors in 2021, posting a team-leading seven sacks with 14 TFLs, two FFs and two PDs ... Named ACC Co-Newcomer of the Year as a freshman in 2020.


High school/personal: Hometown is Marietta, Ga. ... Attended Hillgrove High School in Marietta ... Recorded 53 tackles, with 19 TFLs and 10 sacks, along with a FF and a blocked kick as a senior in 2019 ... Selected to the U.S. Army All-American Bowl ... Helped team post a 12-1 record his junior season, the most wins in school history ... Entered 2024 offseason as youngest player on Bengals roster (born 1-3-2002) ... Majored in construction science and management at Clemson.

MYLES MURPHY'S STATISTICS

YEAR	TEAM	G-S	DEFENSE							INTERCEPTIONS					SCORING				
			ST	AT	TT	SKS-YDS	PD	FF	FR-YDS	NO	YDS	AVG	LG	TD	TD	TD-IntRt	TD-FRRt	S	PTS
2023	Cincinnati	17-0	10	10	20	3-10	0	0	0-0	—	—	—	—	—	—	—	—	—	
CAREER		17-0	10	10	20	3-10	0	0	0-0	—	—	—	—	—	—	—	—	—	

2023 GAME-BY-GAME

DATE	OPPONENT	DEFENSE							INTERCEPTIONS					
		ST	AT	TT	SKS-YDS	INT-YDS	PD	FF	FR-YDS	NO	YDS	AVG	LG	TD
9-10	at Cleveland	0	0	0	0-0	0-0	0	0	0-0	—	—	—	—	—
9-17	BALTIMORE	0	0	0	0-0	0-0	0	0	0-0	—	—	—	—	—
9-25	L.A. RAMS	0	0	0	0-0	0-0	0	0	0-0	—	—	—	—	—
10-1	at Tennessee	2	1	3	1-2	0-0	0	0	0-0	—	—	—	—	—
10-8	at Arizona	1	0	1	0-0	0-0	0	0	0-0	—	—	—	—	—
10-15	SEATTLE	0	0	0	0-0	0-0	0	0	0-0	—	—	—	—	—
10-22	— BYE —													
10-29	at San Francisco	1	0	1	0-0	0-0	0	0	0-0	—	—	—	—	—
11-5	BUFFALO	0	0	0	0-0	0-0	0	0	0-0	—	—	—	—	—
11-12	HOUSTON	0	1	1	0-0	0-0	0	0	0-0	—	—	—	—	—
11-16	at Baltimore	2	0	2	0-0	0-0	0	0	0-0	—	—	—	—	—
11-26	PITTSBURGH	1	2	3	1-2	0-0	0	0	0-0	—	—	—	—	—
12-4	at Jacksonville	1	0	1	0-0	0-0	0	0	0-0	—	—	—	—	—
12-10	INDIANAPOLIS	0	1	1	0-0	0-0	0	0	0-0	—	—	—	—	—
12-16	MINNESOTA	2	2	4	1-6	0-0	0	0	0-0	—	—	—	—	—
12-23	at Pittsburgh	0	1	1	0-0	0-0	0	0	0-0	—	—	—	—	—
12-31	at Kansas City	0	1	1	0-0	0-0	0	0	0-0	—	—	—	—	—
1-7	CLEVELAND	0	1	1	0-0	0-0	0	0	0-0	—	—	—	—	—
TOTALS		10	10	20	3-10	0-0	0	0	0-0	—	—	—	—	—



NEWTON, JOSH

CB #28

Height: 5-11

Weight: 190

College: Texas Christian

Experience: Rookie in 2024

2023 games-starts: 0-0

Career games-starts: 0-0

Born: 9-14-00

Hometown: Monroe, La.

Acquired: D5'24

The Bengals took Newton in the fifth round of April's NFL Draft, looking to add depth to their secondary ... He started all 27 games he played in over two seasons (2022-23) at Texas Christian University, and showcased a versatile skill set with 68 tackles to go with 24 PDs and four INTs ... Served as a team captain in 2023 ... In 2022, his first year at TCU, he ranked second in the Big 12 with 12 pass breakups while helping lead the Horned Frogs to the College Football Playoff National Championship game ... Began his career at the University of Louisiana-Monroe, where he saw action in 31 games over three seasons played (2019-21; redshirted in '18).

Career transactions: Selected by Cincinnati in fifth round of NFL Draft (149th overall) on 4-27-24 ... Signed with Bengals on 5-10-24.

Defensive coordinator Lou Anarumo says: "He plays inside, he plays outside, played a bunch of games at nickel. He's had over 30-plus tackles in three consecutive years. He was first-team All-Big 12 in 2022. Great kid, great football instincts, awareness — I like everything about his game."

College highlights: Spent two seasons at Texas Christian (2022-23), following three seasons played at Louisiana-Monroe ('19-21) ... Redshirted as a true freshman in 2018 at ULM. **2023**—Team captain at TCU who started all 12 games ... Recorded 33 tackles and a team-leading nine pass breakups ...

Had one INT, which he returned for 53 yards on Sept. 23 against Southern Methodist ... Logged five solo tackles and a PBU on Nov. 11 vs. Texas. **2022**—Started all 15 games for TCU ... Helped Horned Frogs earn program's first College Football Playoff berth and advance to CFP National Championship game ... Totaled 35 tackles (26 solos), with 2.5 TFLs ... Had 15 PBUs, which ranked second on team and second in Big 12, along with three INTs ... Had a 57-yard pick-six on Nov. 26 vs. Iowa State, and finished with four solo tackles ... Added four more solo stops in Big 12 title game against Kansas State on Dec. 3 ... Credited with three tackles in CFP semifinal win over Michigan on Dec. 31. **2021**—Started nine games for Louisiana-Monroe ... Recorded team-best eight PBUs and two INTs, to go with 48 tackles (five TFLs) ... Posted five tackles, an INT and two PBUs to help lead ULM to win over Liberty. **2020**—Played in 10 games for ULM ... Recorded 16 tackles, team-leading five PBUs and an INT. **2019**—Started all 12 games as a redshirt freshman for ULM ... Transitioned from WR to CB during spring practice ... Totaled 20 tackles and two PBUs.

High school: Attended Ouachita Parish High School in Monroe, La. ... Earned first-team all-district honors at WR as a senior in 2017, when he caught 35 passes for 733 yards (20.9 average) and 11 TDs ... Recorded five straight 100-yard receiving games.

Personal: Hometown is Monroe, La. ... Majored in kinesiology at Louisiana-Monroe ... Nickname is "Fig" Newton.



NJONGMETA, MAEMA

LB #45

Height: 6-0
Weight: 230
College: Wisconsin
Experience: Rookie in 2024

2023 games-starts: 0-0
Career games-starts: 0-0
Born: 3-9-01
Hometown: Buffalo Grove, Ill.
Acquired: CFA'24

A college free agent signee in May, Njongmeta spent four seasons (2020-23) at the University of Wisconsin ... Emerged as a starting LB in his junior season, and over his final two years he posted a combined 154 tackles with 21 TFLs and 6.5 sacks ... Earned third-team All-Big Ten Conference honors in 2022, when his team-leading 95 tackles ranked seventh in the league ... Received Academic All-Big Ten status in all four seasons.

Career transactions: Signed with Cincinnati as college free agent on 5-10-24.

College highlights: Played in 33 games with 21 starts over four seasons (2020-23) at Wisconsin ... Redshirted his true freshman season in 2019. **2023**—Played in all 13 games with 10 starts at inside LB ... Totaled 59 tackles (30 solos), with 8.5 TFLs and three sacks ... Added one PD and three FRs ... Ranked fifth on the team in total stops and third in TFLs ... Had 10-plus tackles in four games ... Posted 12 tackles, including two TFLs and a sack, on Oct. 21 at Illinois ... Recovered a fumble and logged 10 tackles with 2.5 TFLs and a sack on Oct. 28 vs. Ohio State. **2022**—Played in all 13 games, starting 11 ... Named

third-team All-Big Ten ... Totaled team-high 95 tackles, which ranked seventh in the Big Ten ... Had 12.5 TFLs, 3.5 sacks, one INT and two PDs ... Recorded first career INT on Sept. 17 vs. New Mexico State ... Logged season-high 12 tackles (nine solos), with 2.5 TFLs, on Nov. 26 vs. Minnesota. **2021**—Played in six games ... Posted four total tackles, with three in win at Rutgers on Nov. 6. **2020**—Saw action in one game as a redshirt freshman ... Made college debut in Duke's Mayo Bowl on Dec. 30 vs. Wake Forest.

High school: Attended Adlai E. Stevenson High School in Lincolnshire, Ill. ... Named first-team all-state by Illinois High School Football Coaches Association as a senior in 2018, when he recorded 131 tackles, 23 TFLs, 10 sacks and two FFs ... Was a team captain and named team MVP as a senior ... Logged 88 tackles, 13 TFLs and 12 sacks as a junior in 2017.

Personal: Hometown is Buffalo Grove, Ill. ... Majored in business with focus in finance, investment and banking at Wisconsin ... Earned Academic All-Big Ten honors in four straight years (2020-23) ... First name is pronounced "moo-MUH" and last name is pronounced "jong-METT-uh."



OSSAI, JOSEPH

DE #58

Height: 6-4
Weight: 263
College: Texas
Experience: 4th-year player in 2024

2023 games-starts: 14-0
Career games-starts: 30-0
Born: 4-12-00
Hometown: Ketu Ijanikin, Lagos (Nigeria)
Acquired: D3'21

A 2021 third-round draft pick of the Bengals, Ossai has played in 30 career regular-season games and totaled 27 tackles with 4.5 sacks ... He suffered a season-ending knee injury in preseason of his rookie year, but returned to play in every game in 2022 (including postseason) ... Serves as a rotational DE and contributed notable plays in the 2022 campaign, including the team's only defensive TD of the year on a FR in the regular-season finale vs. Baltimore ... Chose to forgo final season of college eligibility to enter 2021 NFL Draft, after spending three years ('18-20) at the University of Texas ... Born in Nigeria (Ketu Ijanikin, Lagos); his family moved to the United States when he was 10 ... First saw game of football at age 10, after arriving in U.S.

Career transactions: Selected by Cincinnati in third round of 2021 NFL Draft (69th overall) ... Signed with Bengals on 6-2-21.

Pro career: 2021—Did not play as a rookie, after suffering left knee injury in preseason opener at Tampa Bay ... Placed Aug. 31 on Reserve/Injured, where he spent entire regular season and postseason. **2022**—Played in all 16 regular-season games and three postseason games for Cincinnati ... Totaled 17 tackles (six solos), with 3.5 sacks, one PD, and two FRs during regular season ... Made NFL debut on Sept. 11 against Pittsburgh ... Logged first career sack on Oct. 23 vs. Atlanta, bringing down QB Marcus Mariota for loss of eight yards on third down to force a Falcons punt in fourth quarter ... On Dec. 4 against Kansas City, sacked Patrick Mahomes for four-yard loss on third down with 4:09 remaining in fourth quarter; play led to missed FG and allowed Bengals' offense to drain remainder of the clock ... On Dec. 18 at Tampa Bay, recovered a fumble at Buccaneers' 13-yard line in third quarter, leading to Bengals TD five plays

later ... Scored Cincinnati's first defensive TD of the season on Jan. 8 vs. Baltimore, recovering a fumble (forced by DE Trey Hendrickson) in Ravens' end zone in final minute of first half ... Had six tackles (one for loss) and a PD in postseason ... Tallied five tackles in AFC Championship at Kansas City. **2023**— Played in 14 games ... Inactive for first two regular-season contests due to ankle injury sustained in preseason finale ... Recorded 10 tackles (six solos), with one sack, one TFL and one PD ... Made season debut on Sept. 25 vs. L.A. Rams and played five defensive snaps ... Logged lone sack on Dec. 4 at Jacksonville, bringing down QB C.J. Beathard at line of scrimmage late in fourth quarter ... On Dec. 16 vs. Minnesota, was credited with tackle on third-and-one from Cincinnati 42-yard line in overtime that held Vikings to no gain ... Tallied three tackles with a TFL on Jan. 7 vs. Cleveland.

College: Spent three seasons (2018-20) at Texas, and chose to forgo his final year of eligibility to enter '21 NFL Draft ... Played in 36 games, totaling 165 tackles, 30.5 TFLs, 11 sacks, two INTs, five PDs, five FFs, a FR and a blocked PAT ... As a junior in 2020, his 16 TFLs led the Big 12 and ranked No. 3 nationally.

High school/personal: Hometown is Ketu Ijanikin, Lagos, Nigeria ... Moved to the United States at age 10, and was raised in Conroe, Texas (outside Houston) ... Attended Oak Ridge High School in Conroe, Texas (outside Houston) ... As a senior, posted 58 tackles, eight sacks and three FFs ... Attended Conroe High School as a freshman, and played safety ... Also competed in basketball and track and field ... Last name is pronounced "o-SIGH."

JOSEPH OSSAI'S STATISTICS

YEAR	TEAM	G-S	DEFENSE						INTERCEPTIONS					SCORING					
			ST	AT	TT	SKS-YDS	PD	FF	FR-YDS	NO	YDS	AVG	LG	TD	TD	TD-IntRt	TD-FRRt	S	PTS
2021	Cincinnati	0-0	DID NOT PLAY*						DID NOT PLAY*					DID NOT PLAY*					
2022	Cincinnati	16-0	6	11	17	3.5-12.5	1	0	2-0	—	—	—	—	—	1	0	1	0	6
2023	Cincinnati	14-0	6	4	10	1-0	1	0	0-0	—	—	—	—	—	0	0	0	0	0
CAREER		30-0	12	15	27	4.5-12.5	2	0	2-0	—	—	—	—	—	1	0	1	0	6

POSTSEASON

YEAR	TEAM	G-S	DEFENSE						INTERCEPTIONS					SCORING					
			ST	AT	TT	SKS-YDS	PD	FF	FR-YDS	NO	YDS	AVG	LG	TD	TD	TD-IntRt	TD-FRRt	S	PTS
2021	Cincinnati	0-0	DID NOT PLAY*						DID NOT PLAY*					DID NOT PLAY*					
2022	Cincinnati	3-0	4	2	6	0-0	2	0	0-0	—	—	—	—	—	—	—	—	—	—
CAREER		3-0	4	2	6	0-0	2	0	0-0	—	—	—	—	—	—	—	—	—	—

* NOTE: Ossai was on the Reserve/Injured list for 17 regular-season games and four postseason games with Cincinnati in 2021.

2023 GAME-BY-GAME

DATE	OPPONENT	DEFENSE									INTERCEPTIONS				
		ST	AT	TT	SKS-YDS	INT-YDS	PD	FF	FR-YDS	NO	YDS	AVG	LG	TD	
9-10	at Cleveland	INACTIVE									INACTIVE				
9-17	BALTIMORE	INACTIVE									INACTIVE				
9-25	L.A. RAMS	0	0	0	0-0	0-0	0	0	0-0	—	—	—	—	—	
10-1	at Tennessee	1	0	1	0-0	0-0	0	0	0-0	—	—	—	—	—	
10-8	at Arizona	1	0	1	0-0	0-0	0	0	0-0	—	—	—	—	—	
10-15	SEATTLE	0	1	1	0-0	0-0	0	0	0-0	—	—	—	—	—	
10-22	— BYE —														
10-29	at San Francisco	0	0	0	0-0	0-0	0	0	0-0	—	—	—	—	—	
11-5	BUFFALO	0	0	0	0-0	0-0	0	0	0-0	—	—	—	—	—	
11-12	HOUSTON	0	0	0	0-0	0-0	0	0	0-0	—	—	—	—	—	
11-16	at Baltimore	0	1	1	0-0	0-0	0	0	0-0	—	—	—	—	—	
11-26	PITTSBURGH	DID NOT PLAY									DID NOT PLAY				
12-4	at Jacksonville	1	0	1	1-0	0-0	0	0	0-0	—	—	—	—	—	
12-10	INDIANAPOLIS	1	0	1	0-0	0-0	0	0	0-0	—	—	—	—	—	
12-16	MINNESOTA	1	0	1	0-0	0-0	0	0	0-0	—	—	—	—	—	
12-23	at Pittsburgh	0	0	0	0-0	0-0	0	0	0-0	—	—	—	—	—	
12-31	at Kansas City	0	0	0	0-0	0-0	0	0	0-0	—	—	—	—	—	
1-7	CLEVELAND	1	2	3	0-0	0-0	1	0	0-0	—	—	—	—	—	
TOTALS		6	4	10	1-0	0-0	1	0	0-0	—	—	—	—	—	



PRATT, GERMAINE

LB #57

Height: 6-3
Weight: 250
College: North Carolina State
Experience: 6th-year player in 2024

2023 games-starts: 17-17
Career games-starts: 79-71
Born: 5-21-96
Hometown: High Point, N.C.
Acquired: D3'19

Pratt has set a career high in tackles in back-to-back seasons, following his 99 stops in 2022 with 118 in '23 ... Possesses game-changing ability to force turnovers, as he is one of four NFL players with at least 300 tackles, five INTs and five FFs since start of the 2021 season ... A 2019 third-round pick of the Bengals who has played in 79 career regular-season games with 71 starts ... Has started each of his last 61 games played (including postseason), dating to 2020 ... A notable playoff performer who has 49 tackles, four PDs and an INT in seven postseason appearances ... His playoff INT is one of the most memorable moments in team history, as he picked off Las Vegas QB Derek Carr with 17 seconds left in the 2021 Wild Card Playoff to secure Cincinnati's first postseason win in 31 years ... Played safety in first three college seasons at North Carolina State, before switching to linebacker ... Was college roommates with Bengals DT B.J. Hill.

Career transactions: Selected by Cincinnati in third round of 2019 NFL Draft (72nd overall) ... Signed with Bengals on 6-27-19 ... Signed contract extension with Bengals on 3-14-23.

Pro career: 2019—Played in all 16 games (nine starts) as a rookie ... Began season as a reserve LB, before moving into starting role for final eight games ... Ranked fifth on team with 72 tackles, despite seeing action on just 40 percent (436 of 1070) of possible defensive snaps ... Also had four tackles on special teams ... Made NFL debut in season opener at Seattle, and had one tackle ... Made first career start on Oct. 13 at Baltimore, lining up as third LB, and totaled five tackles ... Hit double-digit tackles (10) for first time on Dec. 15 vs. New England. **2020**—Played in all 16 games (15 starts) ... Recorded 88 tackles (fourth on team) and two PDs ... Also played 221 special teams snaps with one ST tackle ... Posted season-high 12 tackles in season opener vs. L.A. Chargers. **2021**—Played and started 15 regular-season games and all four postseason games for Cincinnati ... Inactive Jan. 2 vs. Kansas City, after spending most of week on Reserve/COVID-19, and then active/DNP in season finale at Cleveland while Cincinnati rested starters for the playoffs ... Posted 88 tackles (third on team), a half sack, an INT, two PDs, two FFs and two FRs ... Helped Bengals rank fifth leaguewide in rushing defense (102.5 yards per game) ... Had eight tackles on Sept. 12 vs. Minnesota, and in OT forced and recovered a fumble by RB Dalvin Cook to set up game-winning FG drive ... Intercepted QB Mike White on Oct. 31 at the N.Y. Jets, setting up Bengals TD drive ... Had a FF and a FR (separate plays) on Dec. 5 vs. L.A. Chargers, with both plays setting up Bengals TD drives ... Served as the "green dot" communicator on defense for Games 13-15 while LB Logan Wilson was out injured ... Led team with career-high 15 tackles on Dec. 19 at Denver ... Ranked second on the team in tackles (29) during postseason run to Super Bowl LVI ... In Wild Card Playoff vs. Las Vegas, he sealed Cincinnati's first playoff win in 31 years with INT at Cincinnati two-yard

line with 17 seconds left ... Had eight tackles in Super Bowl LVI vs. L.A. Rams. **2022**—Started 15 regular-season games and all three postseason contests ... Inactive for Game 3 at N.Y. Jets due to knee injury ... Recorded then-career-high 99 tackles (50 solos), with one sack and six TFLs ... Had career-high 10 PDs and two INTs, and added two FFs ... Tallied eight tackles on Oct. 9 at Baltimore, and brought down QB Lamar Jackson for four-yard sack in second quarter to force Ravens into third-and-12 ... Led Bengals with season-high 14 tackles on Oct. 16 at New Orleans ... Intercepted QB P.J. Walker to set up Bengals TD drive on Nov. 6 vs. Carolina ... On Dec. 4 against Kansas City, stripped the ball from TE Travis Kelce at Chiefs' 45-yard line in fourth quarter and recovered the fumble, setting up go-ahead Bengals TD drive ... Posted nine tackles, two PDs and an INT on Dec. 18 at Tampa Bay; INT came off tipped pass thrown by QB Tom Brady in fourth quarter ... Totaled 20 tackles (tied for second on team) and three PDs in postseason ... Had five solo stops and two PDs in Divisional Playoff at Buffalo, helping hold Bills to season-low 10 points. **2023**—Started all 17 games ... Totaled 118 tackles (63 solos), with seven TFLs and two sacks ... Also had three PDs, two INTs and two FFs ... Tackle total marked career high and ranked second on team ... Posted 11 tackles (seven solos) in season opener at Cleveland, and forced a first-quarter fumble that was recovered by CB Chidobe Awuzie ... On Oct. 8 at Arizona, led team with 10 tackles and two TFLs, including a stop on fourth-and-one at Cincinnati 16-yard line in third quarter, and recorded first INT of season late in fourth quarter ... Grabbed second INT on Oct. 29 at San Francisco, as he tipped QB Brock Purdy's pass and caught it to end drive that reached Bengals' eight-yard line in third quarter ... Had team-high 11 tackles on Nov. 5 vs. Buffalo, and forced a fumble at Bengals' 11-yard line that was recovered by S Nick Scott in fourth quarter ... Posted 10-plus tackles in three straight games (Games 12-14), combining for 33 stops with a sack and two TFLs in that stretch.

College: Spent five seasons (2014-18) at North Carolina State, with a redshirt year in '16 ... Played in 50 career games, with 12 starts ... Totaled 235 career tackles, with 17.5 TFLs and six sacks, along with three INTs, 10 PBUs, five FFs and three FRs ... Spent first two seasons (2014-15) as a reserve S, before switching to LB for final two seasons ('17-18) ... In 2018 (first season as a full-time starting LB), he led team in tackles (104) and earned first-team All-ACC honors ... Team captain in 2018.

High school/personal: Hometown is High Point, N.C. ... Attended Central High School in High Point, where he played S and WR ... All-state selection at DB as a senior, and was named the Piedmont Triad 4A Conference's Defensive Player of the Year ... Graduated from N.C. State with degree in parks, recreation and tourism management ... Has a son, Kylan, and a daughter, Kynlee.

GERMAINE PRATT'S STATISTICS

YEAR	TEAM	G-S	DEFENSE						INTERCEPTIONS					SCORING					
			ST	AT	TT	SKS-YDS	PD	FF	FR-YDS	NO	YDS	AVG	LG	TD	TD	TD-IntRt	TD-FRRt	S	PTS
2019	Cincinnati	16-9	47	25	72	0-0	0	0	0-0	0	0	—	—	0	—	—	—	—	—
2020	Cincinnati	16-15	54	34	88	0-0	2	0	0-0	0	0	—	—	0	—	—	—	—	—
2021	Cincinnati	15-15	55	33	88	0.5-4	2	2	2-0	1	4	4.0	4	0	—	—	—	—	—
2022	Cincinnati	15-15	50	49	99	1-4	10	1	1-(-7)	2	3	1.5	3	0	—	—	—	—	—
2023	Cincinnati	17-17	63	55	118	2-11.5	3	2	0-0	2	9	4.5	9	0	—	—	—	—	—
CAREER		79-71	269	196	465	3.5-19.5	17	5	3-(-7)	5	16	3.2	9	0	—	—	—	—	—

YEAR	TEAM	SPECIAL TEAMS							KICKOFF RETURNS						PUNT RETURNS						
		ST	AT	TT	FF	FR-YDS	BP	BFG	BXP	NO	YDS	AVG	FC	LG	TD	NO	YDS	AVG	FC	LG	TD
2019	Cincinnati	3	1	4	0	0-0	0	0	0	0	0	—	0	—	0	—	—	—	—	—	—
2020	Cincinnati	1	0	1	0	0-0	0	0	0	0	0	—	0	—	0	—	—	—	—	—	—
2021	Cincinnati	2	1	3	0	0-0	0	0	0	1	2	2.0	0	2	0	—	—	—	—	—	—
CAREER		6	2	8	0	0-0	0	0	0	1	2	2.0	0	2	0	—	—	—	—	—	—

POSTSEASON																		
YEAR	TEAM	G-S	DEFENSE							INTERCEPTIONS					SCORING			
			ST	AT	TT	SKS-YDS	PD	FF	FR-YDS	NO	YDS	AVG	LG	TD	TD	TD-IntRt	TD-FRRt	S
2021	Cincinnati	4-4	20	9	29	0-0	1	0	0-0	1	2	2.0	2	0	—	—	—	—
2022	Cincinnati	3-3	12	8	20	0-0	3	0	0-0	0	0	—	—	0	—	—	—	—
CAREER		7-7	32	17	49	0-0	4	0	0-0	1	2	2.0	2	0	—	—	—	—

2023 GAME-BY-GAME																	
DATE	OPPONENT	DEFENSE									INTERCEPTIONS						
		ST	AT	TT	SKS-YDS	INT-YDS	PD	FF	FR-YDS	NO	YDS	AVG	LG	TD			
9-10	at Cleveland	7	4	11	1-7	0-0	0	1	0-0	0	0	—	—	0			
9-17	BALTIMORE	7	2	9	0-0	0-0	0	0	0-0	0	0	—	—	0			
9-25	L.A. RAMS	1	1	2	0-0	0-0	0	0	0-0	0	0	—	—	0			
10-1	at Tennessee	6	1	7	0-0	0-0	0	0	0-0	0	0	—	—	0			
10-8	at Arizona	3	7	10	0-0	1-0	1	0	0-0	1	0	0.0	0	0			
10-15	SEATTLE	5	0	5	0-0	0-0	0	0	0-0	0	0	—	—	0			
10-22	— BYE —																
10-29	at San Francisco	3	2	5	0-0	1-9	1	0	0-0	1	9	9.0	9	0			
11-5	BUFFALO	6	5	11	0-0	0-0	0	1	0-0	0	0	—	—	0			
11-12	HOUSTON	4	4	8	0-0	0-0	0	0	0-0	0	0	—	—	0			
11-16	at Baltimore	2	1	3	0-0	0-0	0	0	0-0	0	0	—	—	0			
11-26	PITTSBURGH	3	3	6	0-0	0-0	0	0	0-0	0	0	—	—	0			
12-4	at Jacksonville	4	8	12	0-0	0-0	0	0	0-0	0	0	—	—	0			
12-10	INDIANAPOLIS	4	6	10	0.5-0	0-0	0	0	0-0	0	0	—	—	0			
12-16	MINNESOTA	5	6	11	0.5-4.5	0-0	0	0	0-0	0	0	—	—	0			
12-23	at Pittsburgh	2	3	5	0-0	0-0	0	0	0-0	0	0	—	—	0			
12-31	at Kansas City	0	1	1	0-0	0-0	0	0	0-0	0	0	—	—	0			
1-7	CLEVELAND	1	1	2	0-0	0-0	1	0	0-0	0	0	—	—	0			
TOTALS		63	55	118	2-11.5	2-9	3	2	0-0	2	9	4.5	9	0			



PRYOR, KENDRIC

WR #19

Height: 5-11
Weight: 189
College: Wisconsin
Experience: 2nd-year player in 2024

2023 games-starts: 0-0
Career games-starts: 0-0
Born: 1-6-98
Hometown: Hazel Crest, Ill.
Acquired: FA'23

Pryor returned to the Bengals in October 2023 and spent 13 games on the practice squad, after being waived by Jacksonville at final cuts ... He originally was a college free agent signee of Cincinnati in 2022 and impressed during preseason, but was waived at final cuts and acquired on waivers by the Jaguars ... Spent his rookie campaign on the Jaguars' 53-man roster but did not see game action ... Spent six seasons (2016-21) at the University of Wisconsin, including a redshirt year in '16 ... Listed at WR, but was used regularly in the running game in college and had 40 carries.

Career transactions: Signed with Cincinnati as college free agent on 5-13-22 ... Waived by Bengals on 8-30-22 ... Acquired by Jacksonville on waivers from Bengals on 8-31-22 ... Waived by Jaguars on 8-29-23 ... Signed to Cincinnati practice squad on 10-3-23 ... Signed to Bengals roster on 1-8-24 (Reserve/Future).

Pro career: 2022—Spent rookie offseason with Bengals as a college free agent signee, and played in three preseason games before being waived at final cuts ... Acquired by Jacksonville on waivers, and spent entire season on Jaguars' 53-man roster, but did not see game action ... Inactive for 14 games, and active/DNP in three contests (Oct. 16 at Indianapolis, Oct. 23 vs. N.Y. Giants

and Oct. 30 vs. Denver). **2023**—Waived by Jacksonville at final cuts ... Signed on Oct. 3 to Cincinnati's practice squad, where he spent final 13 games of regular season.

College: Spent six seasons (2016-21) at Wisconsin, with a redshirt season in '16 ... Played in 53 career games, starting 37 ... Caught 99 passes for 1265 yards and seven TDs ... Finished career ranking 24th in program history in receiving yardage ... Also had 40 rushing attempts for 409 yards (10.2 average) and five TDs ... In final season in 2021, started all 13 games at WR, recording 32 catches for 416 yards and three TDs.

High school/personal: Hometown is Hazel Creek, Ill. ... Attended Homewood-Flossmoor Community High School in Flossmoor, Ill. ... Named first-team all-state as a senior ... Caught 43 passes for 1152 yards and 12 TDs ... First-team All-Southwest Suburban Conference selection as a junior and senior ... Also competed in basketball ... Majored in life sciences communication and community & environmental sociology at Wisconsin.

NOTE ABOUT NFL EXPERIENCE: Pryor did not earn an accrued year of experience toward NFL free agency in 2023.

KENDRIC PRYOR'S STATISTICS

YEAR	TEAM	G-S	RECEIVING					RUSHING					SCORING					
			NO	YDS	AVG	LG	TD	ATT	YDS	AVG	LG	TD	TD	TD-R	TD-P	TD-Rt	2-PtC	PTS
2022	Jacksonville	0-0	DID NOT PLAY*					DID NOT PLAY*					DID NOT PLAY*					
2023	Cincinnati	0-0	DID NOT PLAY*					DID NOT PLAY*					DID NOT PLAY*					
CAREER		0-0	0	0	—	—	0	—	—	—	—	—	—	—	—	—	—	—

POSTSEASON

YEAR	TEAM	G-S	RECEIVING					RUSHING					SCORING					
			NO	YDS	AVG	LG	TD	ATT	YDS	AVG	LG	TD	TD	TD-R	TD-P	TD-Rt	2-PtC	PTS
2022	Jacksonville	0-0	DID NOT PLAY*					DID NOT PLAY*					DID NOT PLAY*					
CAREER		0-0	0	0	—	—	0	—	—	—	—	—	—	—	—	—	—	—

* NOTE: In 2022 with Jacksonville, Pryor was inactive for 14 regular-season games and two postseason games, and he was active/DNP for three regular-season games. In 2023 with Cincinnati, he was on the practice squad for 13 regular-season games.



RANKINS, SHELDON

DT #98

Height: 6-2
Weight: 305
College: Louisville
Experience: 9th-year player in 2024

2023 games-starts: 15-15 (Hou.)
Career games-starts: 109-66
Born: 4-2-94
Hometown: Covington, Ga.
Acquired: UFA(Hou.)'24

A 2024 free agent acquisition, Rankins brings 109 games of NFL experience to the Bengals' D-line room ... Originally a first-round draft pick of New Orleans (12th overall) in 2016; spent first five pro seasons with Saints ... Spent the 2021-22 seasons with N.Y. Jets, before playing for Houston in '23 ... A capable pass rusher from the inside, he has 29.5 career sacks along with 43 TFLs, five FFs and three FRs ... Also has played in seven career postseason games (five with Saints, two with Texans) ... Was teammates with Bengals DE Trey Hendrickson and S Vonn Bell in New Orleans ... Had perhaps his best career performance against the Bengals at Paycor Stadium, when in Week 10 of 2023 he sacked QB Joe Burrow three times to help lead the Texans to a road win.

Career transactions: Selected by New Orleans in first round of NFL Draft (12th overall) on 4-28-16... Signed with Saints on 5-9-16 ... Saints exercised team option on 4-23-19 to extend rookie contract by one year through 2020 ... Contract with Saints was renegotiated on 9-9-20 ... Saints contract expired on 3-17-21; became unrestricted free agent ... Signed with N.Y. Jets as unrestricted free agent on 3-23-21 ... Jets contract expired on 3-15-23; became unrestricted free agent ... Signed with Houston as unrestricted free agent on 3-18-23 ... Texans contract expired on 3-13-24; became unrestricted free agent ... Signed with Cincinnati as unrestricted free agent on 3-18-24.

Pro career: 2016—Played in nine games as rookie for New Orleans ... Spent first eight weeks of season on Reserve/Injured due to fibula injury, before being activated Nov. 5 ... Recorded 20 tackles (15 solos), four sacks, three TFLs and one FF ... Made NFL debut Nov. 6 at San Francisco; had one solo stop ... Had first career sack Nov. 13 vs. Denver, when he tackled QB Trevor Siemian for two-yard loss in third quarter ... On Nov. 27 vs. L.A. Rams, strip-sacked QB Jared Goff in second quarter, resulting in fumble recovered by Saints that set up New Orleans TD four plays later. **2017**—Played/started all 16 regular-season games for New Orleans ... Totaled 26 tackles (16 solos), with two sacks and five TFLs ... Added one INT, one PD and one FF ... Had three-tackle stat line and FF Oct. 22 at Green Bay ... Had first career INT Nov. 12 at Buffalo, when he picked off QB Tyrod Taylor in third quarter and returned it 27 yards to Bills' three-yard line; play set up Saints TD on following snap ... Also had two TFLs with one sack against Bills ... On Dec. 24 vs. Atlanta, sacked QB Matt Ryan on final play of regulation to secure Saints win ... Started first career postseason game in NFC Wild Card Playoff on Jan. 7 vs. Carolina, logging five tackles ... Followed up with five tackles in Divisional Playoff on Jan. 14 at Minnesota, including sack on third down to force Vikings punt in third quarter. **2018**—Started all 16 games for New Orleans ... Had 40 tackles (26 solos), eight sacks, 12 TFLs, one PD and one FF ... Eight sacks ranked second on team ... Key contributor on defense that ranked second in NFL in rushing yards allowed per game (80.2) ... Posted season-high six tackles Sept. 16 vs. Cleveland, including sack in second quarter to force punt ... Had two-sack performance Oct. 28 at Minnesota, including takedown of QB Kirk Cousins on third down in third quarter that forced Vikings punt ... Tallied a sack in three straight games (Games 9-11) ... Logged three tackles, sack and PD Dec. 9 at Tampa Bay; sack was on QB Jameis Winston for loss of 14 yards on third down in fourth quarter, forcing Buccaneers punt ... Started Divisional Playoff Jan. 13 vs. Philadelphia, but left game in first quarter

with leg injury which caused him to miss NFC Championship the following week. **2019**—Played in 10 games for New Orleans ... Spent first three games on Reserve/Injured list due to leg injury sustained in previous postseason ... Spent final three games on Reserve/Injured list due to ankle injury ... Recorded 10 tackles and two TFLs ... Helped Saints defense rank fourth in NFL in rushing yards allowed per game (91.3). **2020**—Played 12 games with one start for New Orleans ... Spent four games (Games 8-11) on Reserve/Injured list due to knee injury ... Totaled 20 tackles, with 1.5 sacks and three TFLs, along with one PD ... Helped Saints defense rank fourth in NFL in rushing yards allowed per game (93.9) ... Posted season-high five tackles Oct. 12 vs. L.A. Chargers, including sack on QB Justin Herbert on first-and-goal for loss of eight yards ... Played both Saints postseason games, recording three tackles with one sack and one TFL. **2021**—Played in 16 games (three starts) in first season for N.Y. Jets ... Inactive for one game (Game 12) ... Registered 32 tackles (15 solos), with three sacks and five TFLs, along with two FRs ... On Oct. 31 vs. Cincinnati, sacked QB Joe Burrow for loss of eight yards on third down to force Bengals punt in fourth quarter ... On Dec. 19 at Miami, sacked QB Tua Tagovailoa in third quarter, then in fourth quarter recovered a fumble as Dolphins attempted to punt, setting up Jets offense in Miami territory. **2022**—Played and started 15 games for N.Y. Jets ... Inactive for two games (Games 10-11) ... Recorded 43 tackles (25 solos), with three sacks and four TFLs, along with one FF and one FR returned for TD ... Had six solo stops Sept. 25 vs. Cincinnati, including sack of QB Joe Burrow on first play of fourth quarter which pushed Bengals into third-and-long ... On Oct. 16 at Green Bay, sacked QB Aaron Rodgers for loss of nine yards on third down to force Packers punt in second quarter. **2023**—Played and started 15 games for Houston ... Inactive for two games (Games 7-8) ... Totaled 37 tackles (29 solos), six sacks, nine TFLs, one FF and one FR ... Helped Texans defense rank sixth in NFL in rushing yards allowed per game (96.6) ... Had six tackles Oct. 15 vs. New Orleans, including first sack of season in third quarter on QB Derek Carr for minus-11 yards ... Had career-high three sacks Nov. 12 at Cincinnati, including FF on second sack ... Scored first career TD Dec. 31 vs. Tennessee, when he recovered a fumble at Titans' 13-yard line and returned it for score to give Texans 17-0 lead in second quarter ... Started both Texans postseason games, posting three solo tackles in AFC Divisional Playoff on Jan. 20 at Baltimore.

College: Spent four seasons (2012-15) at the University of Louisville, playing in 46 games with 29 starts ... Totaled 133 tackles (72 solos), 18 sacks, 31.5 TFLs, two INTs, four PDs, two FFs and two FRs ... Earned second-team All-ACC honors as a senior in 2015, following third-team recognition in '14 ... In 2015, posted career-high 58 tackles with six sacks, and had a 46-yard FR returned for a TD vs. Boston College ... Led team with career-high eight sacks as a junior in 2014 ... Started just twice in first 19 career games, then finished career with 27 consecutive starts.

High school/personal: Hometown is Covington, Ga. ... Attended Covington High School, where he was a two-time second-team All-State honoree ... Recorded 50 tackles, nine sacks and 17 TFLs as a senior in 2011 ... Majored in health and human performance at Louisville.

SHELDON RANKINS' STATISTICS

YEAR	TEAM	G-S	DEFENSE						INTERCEPTIONS					SCORING					
			ST	AT	TT	SKS-YDS	PD	FF	FR-YDS	NO	YDS	AVG	LG	TD	TD	TD-IntRt	TD-FRRt	S	PTS
2016	New Orleans	9-0	15	5	20	4-32	0	1	0-0	0	0	—	—	0	0	0	0	0	0
2017	New Orleans	16-16	16	10	26	2-13	1	1	0-0	1	27	27.0	27	0	0	0	0	0	0
2018	New Orleans	16-16	26	14	40	8-61	1	1	0-0	0	0	—	—	0	0	0	0	0	0
2019	New Orleans	10-0	7	3	10	2-14	0	0	0-0	0	0	—	—	0	0	0	0	0	0
2020	New Orleans	12-1	13	7	20	1.5-12.5	1	0	0-0	0	0	—	—	0	0	0	0	0	0
2021	N.Y. Jets	16-3	15	17	32	3-15	0	0	2-0	0	0	—	—	0	0	0	0	0	0
2022	N.Y. Jets	15-15	25	18	43	3-22	0	1	0-0	0	0	—	—	0	0	0	0	0	0
2023	Houston	15-15	29	8	37	6-54	0	1	1-13	0	0	—	—	0	1	0	1	0	6
N.O. TOTALS		63-33	77	39	116	17.5-132.5	3	3	0-0	1	27	27.0	27	0	0	0	0	0	0
NYJ TOTALS		31-18	40	35	75	6-37	0	1	2-0	0	0	—	—	0	0	0	0	0	0
HOU. TOTALS		15-15	29	8	37	6-54	0	1	1-13	0	0	—	—	0	1	0	1	0	6
CAREER		109-66	146	82	228	29.5-223.5	3	5	3-13	1	27	27.0	27	0	0	0	0	0	0


POSTSEASON

YEAR	TEAM	G-S	DEFENSE							INTERCEPTIONS					SCORING				
			ST	AT	TT	SKS-YDS	PD	FF	FR-YDS	NO	YDS	AVG	LG	TD	TD	TD-IntRt	TD-FRRt	S	PTS
2017	New Orleans	2-2	7	3	10	1-10	0	0	0-0	—	—	—	—	—	—	—	—	—	
2018	New Orleans	1-1	0	0	0	0-0	0	0	0-0	—	—	—	—	—	—	—	—		
2019	New Orleans	0-0	DID NOT PLAY*							DID NOT PLAY*					DID NOT PLAY*				
2020	New Orleans	2-0	3	0	3	1-8	0	0	0-0	—	—	—	—	—	—	—	—		
2023	Houston	2-2	3	0	3	0-0	0	0	0-0	—	—	—	—	—	—	—	—		
N.O. TOTALS		5-3	10	3	13	2-18	0	0	0-0	—	—	—	—	—	—	—	—		
HOU. TOTALS		2-2	3	0	3	0-0	0	0	0-0	—	—	—	—	—	—	—	—		
CAREER		7-5	13	3	16	2-18	0	0	0-0	—	—	—	—	—	—	—	—		

* NOTE: Rankins was on the Reserve/Injured list for one postseason game with New Orleans in 2019.

2023 REGULAR-SEASON GAME-BY-GAME

DATE	OPPONENT	DEFENSE									INTERCEPTIONS				
		ST	AT	TT	SKS-YDS	INT-YDS	PD	FF	FR-YDS	NO	YDS	AVG	LG	TD	
Houston															
9-10	at Baltimore	1	0	1	0-0	0-0	0	0	0-0	—	—	—	—	—	
9-17	INDIANAPOLIS	3	0	3	0-0	0-0	0	0	0-0	—	—	—	—	—	
9-24	at Jacksonville	0	0	0	0-0	0-0	0	0	0-0	—	—	—	—	—	
10-1	PITTSBURGH	2	2	4	0-0	0-0	0	0	0-0	—	—	—	—	—	
10-8	at Atlanta	2	1	3	0-0	0-0	0	0	0-0	—	—	—	—	—	
10-15	NEW ORLEANS	5	1	6	1-11	0-0	0	0	0-0	—	—	—	—	—	
10-22	— BYE —														
10-29	at Carolina	INACTIVE									INACTIVE				
11-5	TAMPA BAY	INACTIVE									INACTIVE				
11-12	at Cincinnati	5	0	5	3-25	0-0	0	1	0-0	—	—	—	—	—	
11-19	ARIZONA	0	0	0	0-0	0-0	0	0	0-0	—	—	—	—	—	
11-26	JACKSONVILLE	1	1	2	0-0	0-0	0	0	0-0	—	—	—	—	—	
12-3	DENVER	2	2	4	0-0	0-0	0	0	0-0	—	—	—	—	—	
12-10	at N.Y. Jets	2	0	2	1-10	0-0	0	0	0-0	—	—	—	—	—	
12-17	at Tennessee	3	1	4	0-0	0-0	0	0	0-0	—	—	—	—	—	
12-24	CLEVELAND	0	0	0	0-0	0-0	0	0	0-0	—	—	—	—	—	
12-31	TENNESSEE	2	0	2	1-8	0-0	0	0	1-13	—	—	—	—	—	
1-6	at Indianapolis	1	0	1	0-0	0-0	0	0	0-0	—	—	—	—	—	
TOTALS		29	8	37	6-54	0-0	0	1	1-13	—	—	—	—	—	



ROBBINS, BRAD

P #10

Height: 6-1
Weight: 205
College: Michigan
Experience: 2nd-year player in 2024

2023 games-starts: 17-0
Career games-starts: 17-0
Born: 10-6-98
Hometown: Westerville, Ohio
Acquired: D6b'23

A native of Westerville, Ohio (north of Columbus), Robbins was a sixth-round pick of the Bengals in 2023 and earned the team's punting role coming out of his rookie training camp ... Punted 76 times with a 44.3-yard gross average in 17 games as a rookie, with 20 downed inside opponents' 20-yard line and five touchbacks ... Was a three-time All-Big Ten honoree during five-year playing career (2017, '19-22) at University of Michigan, where he had the second highest career punting average (43.0 yards) in school history ... Missed all of 2018 season and majority of '19 due to injury, but went on to see action in 34 games from '19-22 ... First punter drafted by Cincinnati since Kevin Huber in 2009.

Career transactions: Selected by Cincinnati in sixth round of 2023 NFL Draft (217th overall) ... Signed by Bengals on 5-12-23.

Pro career: 2023—Played in all 17 games during rookie season ... Recorded 76 punts for 3369 yards, with a 44.3-yard gross average and a 40.3-yard net ... Had 20 punts downed inside opponents' 20-yard line, compared to five touchbacks ... In NFL debut on Sept. 10 at Cleveland, he punted 10 times for 409 yards (40.9 gross), with two inside-20 punts; became eighth player in NFL history to record at least 10 punts in first career game, and first to do so since New England P Brooks Barnard in 2003 ... Averaged 51.4 yards per punt (five punts) on Oct. 1 at Tennessee, with career-long 62-yarder to Titans' 10-yard line in second quarter ... Landed each of his three punts inside 20-yard line on Nov. 5 vs. Buffalo ... Had career-best 51.8 average (five punts, 259 yards) on Nov. 12

vs. Houston, with two downed inside the 20 and zero touchbacks ... Pinned Jaguars at their own nine-yard line on lone punt on Dec. 4 at Jacksonville ... Booted four punts for 192 yards (48.0), with a 56-yarder and two inside-20's on Dec. 16 vs. Minnesota.

College: Spent six years (2017-22) at Michigan, missing the 2018 season due to injury ... Played in 45 games ... Punted 179 times for 7698 yards, good for an average of 43.0 yards per attempt ... Finished career ranked second in program history in punting average, fifth in punting yards and sixth in total punts ... Had 30 punts of 50 or more yards, and dropped 61 punts inside the opponents' 20-yard line ... Received All-Big Ten honorable mention three times (2017, '20-21) ... Semifinalist for Ray Guy Award, given annually to the nation's best punter, in 2021.

High school/personal: Hometown is Westerville, Ohio (approximately 15 miles north of Columbus) ... Attended Westerville South High School ... Participated at Kohl's Kicking 2017 Senior Showcase and averaged over 5.0 seconds of hang time on his punting charts ... Averaged over 40 yards per punt from sophomore to senior season ... Selected All-Central District as a punter three times ... Scored a 90-yard rushing TD on a punt play in 2016, scrambling off an errant snap ... Also earned all-conference honors in soccer and baseball, and lettered in basketball ... Earned degree in psychology from Michigan in 2021.

BRAD ROBBINS' STATISTICS

YEAR	TEAM	G-S	PUNTING										SPECIAL TEAMS							
			NO	YDS	AVG	OPP RET	RET YDS	NET	TB	IN-20	LG	BLK	ST	AT	TT	FF	FR-YDS	BP	BFG	BXP
2023	Cincinnati	17-0	76	3369	44.3	29	203	40.3	5	20	62	0	1	0	1	0	0-0	0	0	0
CAREER		17-0	76	3369	44.3	29	203	40.3	5	20	62	0	1	0	1	0	0-0	0	0	0

PUNTING SINGLE-GAME HIGHS: NUMBER—10 (9-10-23 at Cleveland). YARDS—409 (9-10-23 at Cleveland). AVERAGE (minimum four punts)—51.8 (11-12-23 vs. Houston). NET AVERAGE (minimum four punts)—48.2 (11-12-23 vs. Houston). INSIDE-20s—3 (11-5-23 vs. Buffalo). LONG—62 (10-1-23 at Tennessee).

2023 GAME-BY-GAME

DATE	OPPONENT	PUNTING									
		NO	YDS	AVG	OPP RET	RET YDS	NET	TB	IN-20	LG	BLK
9-10	at Cleveland	10	409	40.9	3	15	37.4	1	2	54	0
9-17	BALTIMORE	3	120	40.0	1	2	39.3	0	1	41	0
9-25	L.A. RAMS	5	211	42.2	1	3	41.6	0	1	46	0
10-1	at Tennessee	5	257	51.4	3	37	40.0	1	0	62	0
10-8	at Arizona	3	145	48.3	2	22	41.0	0	1	59	0
10-15	SEATTLE	6	274	45.7	3	34	40.0	0	1	55	0
10-22	— BYE —										
10-29	at San Francisco	3	140	46.7	0	0	40.0	1	0	49	0
11-5	BUFFALO	3	118	39.3	0	0	39.3	0	3	49	0
11-12	HOUSTON	5	259	51.8	3	18	48.2	0	2	56	0
11-16	at Baltimore	5	217	43.4	1	5	38.4	1	0	53	0
11-26	PITTSBURGH	6	251	41.8	3	2	38.2	1	1	44	0
12-4	at Jacksonville	1	33	33.0	1	0	33.0	0	1	33	0
12-10	INDIANAPOLIS	4	147	36.8	1	0	36.8	0	1	52	0
12-16	MINNESOTA	4	192	48.0	4	22	42.5	0	2	56	0
12-23	at Pittsburgh	3	132	44.0	0	0	44.0	0	2	51	0
12-31	at Kansas City	4	190	47.5	2	37	38.3	0	1	53	0
1-7	CLEVELAND	6	274	45.7	1	6	44.7	0	1	56	0
TOTALS		76	3369	44.3	29	203	40.3	5	20	62	0

(Brad Robbins, continued)

DATE	OPPONENT	SPECIAL TEAMS								KICKOFF RETURNS						PUNT RETURNS					
		ST	AT	TT	FF	FR-YDS	BP	BFG	BXP	NO	YDS	AVG	FC	LG	TD	NO	YDS	AVG	FC	LG	TD
9-10	at Cleveland	0	0	0	0	0-0	0	0	0	—	—	—	—	—	—	—	—	—	—	—	—
9-17	BALTIMORE	0	0	0	0	0-0	0	0	0	—	—	—	—	—	—	—	—	—	—	—	—
9-25	L.A. RAMS	0	0	0	0	0-0	0	0	0	—	—	—	—	—	—	—	—	—	—	—	—
10-1	at Tennessee	0	0	0	0	0-0	0	0	0	—	—	—	—	—	—	—	—	—	—	—	—
10-8	at Arizona	0	0	0	0	0-0	0	0	0	—	—	—	—	—	—	—	—	—	—	—	—
10-15	SEATTLE	0	0	0	0	0-0	0	0	0	—	—	—	—	—	—	—	—	—	—	—	—
10-22	— BYE —																				
10-29	at San Francisco	0	0	0	0	0-0	0	0	0	—	—	—	—	—	—	—	—	—	—	—	—
11-5	BUFFALO	0	0	0	0	0-0	0	0	0	—	—	—	—	—	—	—	—	—	—	—	—
11-12	HOUSTON	0	0	0	0	0-0	0	0	0	—	—	—	—	—	—	—	—	—	—	—	—
11-16	at Baltimore	0	0	0	0	0-0	0	0	0	—	—	—	—	—	—	—	—	—	—	—	—
11-26	PITTSBURGH	0	0	0	0	0-0	0	0	0	—	—	—	—	—	—	—	—	—	—	—	—
12-4	at Jacksonville	0	0	0	0	0-0	0	0	0	—	—	—	—	—	—	—	—	—	—	—	—
12-10	INDIANAPOLIS	0	0	0	0	0-0	0	0	0	—	—	—	—	—	—	—	—	—	—	—	—
12-16	MINNESOTA	0	0	0	0	0-0	0	0	0	—	—	—	—	—	—	—	—	—	—	—	—
12-23	at Pittsburgh	0	0	0	0	0-0	0	0	0	—	—	—	—	—	—	—	—	—	—	—	—
12-31	at Kansas City	1	0	1	0	0-0	0	0	0	—	—	—	—	—	—	—	—	—	—	—	—
1-7	CLEVELAND	0	0	0	0	0-0	0	0	0	—	—	—	—	—	—	—	—	—	—	—	—
TOTALS		1	0	1	0	0-0	0	0	0	—	—	—	—	—	—	—	—	—	—	—	—



ROBINSON, LANCE

CB #39

Height: 5-10
Weight: 185
College: Tulane
Experience: Rookie in 2024

2023 games-starts: 0-0
Career games-starts: 0-0
Born: 3-20-00
Hometown: New Orleans, La.
Acquired: CFA'24

Robinson joined the Bengals as a college free agent in May, coming off an impressive final season at Tulane University in 2023 ... His career-high four INTs led the Green Wave and tied for the most in the American Athletic Association, helping land him second-team All-AAC honors ... Spent three seasons (2021-23) at Tulane, after beginning his career at Kansas State University ('18-19) ... Played in 53 total games in college, and closed out career with streak of 28 straight starts ... Played primarily on the boundary at Tulane, but has shown ability to play inside and cover slot WRs.

Career transactions: Signed with Cincinnati as college free agent on 5-10-24.

College highlights: Spent three seasons (2021-23) at Tulane, following three years ('18-20) at Kansas State. **2023**—Started all 14 games for Tulane ... Named second-team All-American Athletic Conference ... Totaled 43 tackles (31 solos), seven PBUs, four INTs, one FF and one FR ... His four INTs led the team, tied for the most in the AAC and tied for 19th nationally ... Started season with INTs in back-to-back games ... Returned an INT 52 yards on Sept. 23 vs. Nicholls ... Posted career-high nine tackles on Oct. 21 vs. North Texas. **2022**—Started all 14 games for Tulane ... Totaled 34 tackles (27 solos),

with two TFLs, along with five PDs ... Helped Tulane rank second in AAC in passing yards allowed per game (188.5) ... Had a pair of tackles in Goodyear Cotton Bowl vs. Southern California on Jan. 2. **2021**—Played in eight games for Tulane ... Logged nine tackles, one TFL, one PD and one INT. **2020**—Played in two games for Kansas State ... Totaled five tackles and one PD. **2019**—Played in all 13 games with three starts for Kansas State ... Registered 13 tackles, one TFL and one PD ... Also had four special teams tackles, the fourth most on the team. **2018**—Saw action in four games with two starts as a freshman for Kansas State ... Totaled nine tackles, including season-high four with a pass breakup on Nov. 10 against Kansas.

High school: Attended De La Salle High School in New Orleans, La. ... Named first-team all-state by Louisiana Sports Writers Association as a senior in 2017, when he helped lead team to 11-1 record and an appearance in the state finals ... Recorded 61 tackles, 17 TFLs, two INTs, two FFs and three blocked punts in senior season ... Also competed in track and field ... Part of 4x100m relay team that broke school record and win state title in the event in 2015.

Personal: Hometown is New Orleans, La. ... Majored in personal financial planning.



SAMPLE, CAM

DE #96

Height: 6-3
Weight: 272
College: Tulane
Experience: 4th-year player in 2024

2023 games-starts: 17-2
Career games-starts: 47-3
Born: 9-20-99
Hometown: Snellville, Ga.
Acquired: D4a'21

A fourth-round draft pick of the Bengals in 2021, Sample serves as a rotational DE with 47 games of regular-season experience (three starts) ... Has five career sacks (1.5 in 2023) and six TFLs ... Posted career-best 29 tackles in 2023 ... Has played in six postseason games, including all three following 2022 campaign ... First career postseason sack came on QB Patrick Mahomes in AFC Championship at Kansas City ... Spent four seasons (2017-20) at Tulane University and as a senior was rated as the most valuable defensive lineman in college football by Pro Football Focus.

Career transactions: Selected by Cincinnati in fourth round of 2021 NFL Draft (111th overall) ... Signed with Bengals on 5-17-21.

Pro career: 2021—Played in 14 regular-season games and three postseason games as a rookie ... Played 310 defensive snaps and totaled 14 tackles with 1.5 sacks ... Made NFL debut in season opener vs. Minnesota (no statistics) ... Recorded first career sack on Sept. 26 at Pittsburgh, taking down QB Ben Roethlisberger for five-yard loss in the first quarter ... Split a sack with S Vonn Bell on Dec. 5 vs. the L.A. Chargers ... Suffered hamstring injury on Dec. 26 vs. Baltimore and missed final two regular-season games ... Saw action on 67 defensive snaps in postseason ... Missed AFC Championship at Kansas City due to a groin injury, but returned to action in Super Bowl LVI (no stats). **2022**—Played in 16 regular-season games with one start at LDE ... Recorded 25 tackles (17 solos), with four TFLs and two sacks ... On Sept. 25 at the N.Y. Jets, sacked QB Joe Flacco for a six-yard loss in the second quarter ... Posted four

tackles on Nov. 27 at Tennessee, including a TFL on RB Dontrell Hilliard for five-yard loss in the fourth quarter ... Started at LDE on Dec. 24 at New England and tallied season-high six tackles, including a five-yard sack of QB Mac Jones on third down to force Patriots punt in second quarter ... Logged six tackles, with one sack, one TFL and a PD in postseason ... In AFC Championship at Kansas City, tackled RB Jerick McKinnon for a one-yard loss in the first quarter, then sacked Patrick Mahomes at line of scrimmage on third-and-one in the second quarter. **2023**—Played in all 17 games, with two starts at LDE ... Started Game 9 vs. Houston and Game 10 at Baltimore with Sam Hubbard out due to injury ... Recorded career-high 29 tackles (18 solos), with 1.5 sacks and one TFL ... Added one PD in season finale vs. Cleveland ... On Oct. 15 vs. Seattle, sacked QB Geno Smith for loss of nine yards on final play of first half ... Tallied five tackles in first start on Nov. 12 vs. Houston.

College: Spent four seasons (2017-20) at Tulane ... Played in 46 career games (38 starts), and totaled 130 tackles and 11.5 sacks ... As a senior in 2020, totaled 52 tackles and a career-high six sacks, and was named by Pro Football Focus as college football's most valuable defensive lineman ... Earned Defensive MVP honors at the 2021 Senior Bowl.

High school/personal: Hometown is Snellville, Ga. (outside Atlanta), where he attended Shiloh High School ... As a senior, posted 50 tackles, four sacks, two FFs and a FR ... Shiloh High School also is the alma mater of former Bengals DE David Pollack ... Finance major at Tulane.

CAM SAMPLE'S STATISTICS


YEAR	TEAM	G-S	DEFENSE						INTERCEPTIONS					SCORING				
			ST	AT	TT	SKS-YDS	PD	FF	FR-YDS	NO	YDS	AVG	LG	TD	TD	TD-IntRt	TD-FRRt	S
2021	Cincinnati	14-0	9	5	14	1.5-11	0	0	0-0	—	—	—	—	—	—	—	—	—
2022	Cincinnati	16-1	17	8	25	2-11	0	0	0-0	—	—	—	—	—	—	—	—	—
2023	Cincinnati	17-2	18	11	29	1.5-9	1	0	0-0	—	—	—	—	—	—	—	—	—
CAREER		47-3	44	24	68	5-31	1	0	0-0	—	—	—	—	—	—	—	—	—

POSTSEASON

YEAR	TEAM	G-S	DEFENSE						INTERCEPTIONS					SCORING				
			ST	AT	TT	SKS-YDS	PD	FF	FR-YDS	NO	YDS	AVG	LG	TD	TD	TD-IntRt	TD-FRRt	S
2021	Cincinnati	3-0	1	0	1	0-0	0	0	0-0	—	—	—	—	—	—	—	—	—
2022	Cincinnati	3-0	3	3	6	1-0	1	0	0-0	—	—	—	—	—	—	—	—	—
CAREER		6-0	4	3	7	1-0	1	0	0-0	—	—	—	—	—	—	—	—	—

2023 GAME-BY-GAME

DATE	OPPONENT	DEFENSE									INTERCEPTIONS				
		ST	AT	TT	SKS-YDS	INT-YDS	PD	FF	FR-YDS	NO	YDS	AVG	LG	TD	
9-10	at Cleveland	2	4	6	0-0	0-0	0	0	0-0	—	—	—	—	—	
9-17	BALTIMORE	0	0	0	0-0	0-0	0	0	0-0	—	—	—	—	—	
9-25	L.A. RAMS	0	0	0	0-0	0-0	0	0	0-0	—	—	—	—	—	
10-1	at Tennessee	0	0	0	0-0	0-0	0	0	0-0	—	—	—	—	—	
10-8	at Arizona	0	0	0	0-0	0-0	0	0	0-0	—	—	—	—	—	
10-15	SEATTLE	1	0	1	1-9	0-0	0	0	0-0	—	—	—	—	—	
10-22	— BYE —	—	—	—	—	—	—	—	—	—	—	—	—	—	
10-29	at San Francisco	1	0	1	0-0	0-0	0	0	0-0	—	—	—	—	—	
11-5	BUFFALO	1	0	1	0-0	0-0	0	0	0-0	—	—	—	—	—	
11-12	HOUSTON	3	2	5	0-0	0-0	0	0	0-0	—	—	—	—	—	
11-16	at Baltimore	2	1	3	0-0	0-0	0	0	0-0	—	—	—	—	—	
11-26	PITTSBURGH	1	0	1	0-0	0-0	0	0	0-0	—	—	—	—	—	
12-4	at Jacksonville	1	1	2	0-0	0-0	0	0	0-0	—	—	—	—	—	
12-10	INDIANAPOLIS	1	1	2	0.5-0	0-0	0	0	0-0	—	—	—	—	—	
12-16	MINNESOTA	3	1	4	0-0	0-0	0	0	0-0	—	—	—	—	—	
12-23	at Pittsburgh	0	0	0	0-0	0-0	0	0	0-0	—	—	—	—	—	
12-31	at Kansas City	1	0	1	0-0	0-0	0	0	0-0	—	—	—	—	—	
1-7	CLEVELAND	1	1	2	0-0	0-0	1	0	0-0	—	—	—	—	—	
TOTALS		18	11	29	1.5-9	0-0	1	0	0-0	—	—	—	—	—	



SAMPLE, DREW

TE #89

Height: 6-5
Weight: 255
College: Washington
Experience: 6th-year player in 2024

2023 games-starts: 17-10
Career games-starts: 61-35
Born: 4-16-96
Hometown: Bellevue, Wash.
Acquired: D2'19

A 2019 Bengals second-round draft pick, Sample is credited by Cincinnati's coaches as among the top blocking TEs in NFL ... Has played in 61 career regular-season games with 35 starts, including eight starts in final nine games of 2023 as he took over top TE spot on depth chart ... Has 80 career receptions for 621 yards and three TDs, in addition to blocking responsibilities ... Missed most of 2022 season due to knee injury sustained in Week 2, but returned for '23 season opener and played in all 17 games ... Had streak of 39 consecutive games played (including postseason) before knee injury ... Also a contributor on special teams who lined up for 199 ST snaps in 2023 season ... Was college teammates with Bengals QB Jake Browning at the University of Washington.

Career transactions: Selected by Cincinnati in second round of 2019 NFL Draft (52nd overall) ... Signed with Bengals on 5-16-19 ... Bengals contract expired on 3-15-23; became unrestricted free agent ... Re-signed with Bengals as unrestricted free agent on 4-14-23 ... Signed contract extension with Bengals on 3-11-24.

Pro career: 2019—Played in nine games (two starts) as a rookie for Cincinnati ... Caught five passes for 30 yards ... Made NFL debut in season opener in his native Seattle (no statistics) ... Recorded first NFL catch on Sept. 15 vs. San Francisco, a 21-yarder from QB Andy Dalton in fourth quarter ... Suffered right ankle injury in Game 9, Nov. 10 vs. Baltimore, causing him to be inactive for Games 10-12, before he was placed on Reserve/Injured on Dec. 7. **2020**—Played in all 16 games (13 starts) ... Started Games 4-16, taking over starting TE role as C.J. Uzomah suffered season-ending injury in Game 2 ... Caught 40 passes for 349 yards and one TD ... Notched career-high 52 receiving yards on five catches on Oct. 25 vs. Cleveland ... Scored first career TD on eight-yard pass from QB Brandon Allen on Dec. 27 at Houston. **2021**—Played in all 17 regular-season games (eight starts) and all four postseason games (two starts) for AFC Champion Bengals ... Seven of his eight starts were as a second TE ... Caught 11 passes for 81 yards ... Played 199 special teams snaps and

had one ST tackle ... Aided blocking effort that helped QB Joe Burrow set team records for passer rating (108.3) and passing yards (4611), while also opening holes for HB Joe Mixon's career-high 1205 rushing yards ... Caught one pass for four yards in postseason ... Played 19 offensive snaps and 13 special teams snaps in Super Bowl LVI vs. L.A. Rams (no stats). **2022**—Started first two regular-season games as a second TE, before suffering right knee injury on Sept. 18 at Dallas ... Inactive for Games 3-4, then on Oct. 3 was placed on Reserve/Injured list, where he spent remainder of regular season and all of postseason. **2023**—Played in all 17 games with 10 starts at TE ... Took over starting role in second half of season and started eight of final nine games ... Caught 22 passes for 163 yards and two TDs ... Played 18 offensive snaps in season opener at Cleveland (no stats), making first appearance in regular-season game since Week 2 of '22 campaign ... Scored first TD since 2020 season on Nov. 5 vs. Buffalo, turning dump pass from QB Joe Burrow into 22-yard TD before halftime; finished with three catches for 30 yards ... Caught 11-yard TD pass from QB Jake Browning on Nov. 26 vs. Pittsburgh to put Bengals ahead in second quarter ... Had three receptions in back-to-back games on Dec. 23 at Pittsburgh and Dec. 31 at Kansas City.

College: Spent five seasons (2014-18) at Washington, with a redshirt year in '14 ... Played in 51 games with 40 starts ... Caught 46 passes for 487 yards and five TDs ... Key part of blocking effort that helped Washington RB Myles Gaskin top 1200 rushing yards in each of his four seasons.

High school/personal: Hometown is Bellevue, Wash. ... Attended Newport High School in Bellevue, Wash., where he totaled 21 career catches for 496 yards and 11 TDs ... Five of his eight catches at Newport went for TDs as a senior ... Also lettered in high school basketball as a junior and senior ... Graduated from Washington in June 2018 with degree in communications; also received a sales certificate from Washington's business school.

DREW SAMPLE'S STATISTICS

YEAR	TEAM	G-S	RECEIVING					RUSHING					SCORING						
			NO	YDS	AVG	LG	TD	ATT	YDS	AVG	LG	TD	TD	TD-R	TD-P	TD-Rt	2-Ptc	PTS	
2019	Cincinnati	9-2	5	30	6.0	21	0	—	—	—	—	—	0	0	0	0	0	0	0
2020	Cincinnati	16-13	40	349	8.7	23	1	—	—	—	—	—	1	0	1	0	0	0	6
2021	Cincinnati	17-8	11	81	7.4	19	0	—	—	—	—	—	0	0	0	0	0	0	0
2022	Cincinnati	2-2	2	-2	-1.0	2	0	—	—	—	—	—	0	0	0	0	0	0	0
2023	Cincinnati	17-10	22	163	7.4	22t	2	—	—	—	—	—	2	0	2	0	0	0	12
CAREER		61-35	80	621	7.8	23	3	—	—	—	—	—	3	0	3	0	0	0	18

YEAR	TEAM	SPECIAL TEAMS							KICKOFF RETURNS					PUNT RETURNS							
		ST	AT	TT	FF	FR-YDS	BP	BFG	BXP	NO	YDS	AVG	FC	LG	TD	NO	YDS	AVG	FC	LG	TD
2021	Cincinnati	1	0	1	0	0-0	0	0	0	—	—	—	—	—	—	—	—	—	—	—	—
2023	Cincinnati	0	1	1	0	0-0	0	0	0	—	—	—	—	—	—	—	—	—	—	—	
CAREER		1	1	2	0	0-0	0	0	0	—	—	—	—	—	—	—	—	—	—	—	

RECEIVING SINGLE-GAME HIGHS: RECEPTIONS—7 (two times; most recently on 12-6-20 at Miami). YARDS—52 (10-25-20 vs. Cleveland). LONG—23 (10-4-20 vs. Jacksonville). TOUCHDOWNS—1 (three times; most recently on 11-26-23 vs. Pittsburgh).

POSTSEASON

YEAR	TEAM	G-S	RECEIVING					RUSHING					SCORING							
			NO	YDS	AVG	LG	TD	ATT	YDS	AVG	LG	TD	TD	TD-R	TD-P	TD-Rt	2-Ptc	PTS		
2021	Cincinnati	4-2	1	4	4.0	4	0	—	—	—	—	—	—	—	—	—	—	—	—	—
2022	Cincinnati	0-0	DID NOT PLAY*					DID NOT PLAY*					DID NOT PLAY*							
CAREER		4-2	1	4	4.0	4	0	—	—	—	—	—	—	—	—	—	—	—	—	—

* NOTE: Sample was on the Reserve/Injured list for three postseason games with Cincinnati in 2022.

CAREER GAME-BY-GAME

DATE	OPPONENT	RECEIVING					RUSHING				
		NO	YDS	AVG	LG	TD	ATT	YDS	AVG	LG	TD
2019 / CINCINNATI											
9-8	at Seattle	0	0	—	—	0	—	—	—	—	—
9-15	SAN FRANCISCO	2	25	12.5	21	0	—	—	—	—	—
9-22	at Buffalo	0	0	—	—	0	—	—	—	—	—
9-30	at Pittsburgh	0	0	—	—	0	—	—	—	—	—
10-6	ARIZONA	0	0	—	—	0	—	—	—	—	—
10-13	at Baltimore	1	-1	-1.0	-1	0	—	—	—	—	—
10-20	JACKSONVILLE	1	3	3.0	3	0	—	—	—	—	—
10-27	L.A. Rams (London)	0	0	—	—	0	—	—	—	—	—
11-3	— BYE —										
11-10	BALTIMORE	1	3	3.0	3	0	—	—	—	—	—
11-17	at Oakland			INACTIVE				INACTIVE			
11-24	PITTSBURGH			INACTIVE				INACTIVE			
12-1	N.Y. JETS			INACTIVE				INACTIVE			
12-8	at Cleveland			RESERVE / INJURED				RESERVE / INJURED			
12-15	NEW ENGLAND			RESERVE / INJURED				RESERVE / INJURED			
12-22	at Miami			RESERVE / INJURED				RESERVE / INJURED			
12-29	CLEVELAND			RESERVE / INJURED				RESERVE / INJURED			
2020 / CINCINNATI											
9-13	L.A. CHARGERS	1	7	7.0	7	0	—	—	—	—	—
9-17	at Cleveland	7	45	6.4	10	0	—	—	—	—	—
9-27	at Philadelphia	1	1	1.0	1	0	—	—	—	—	—
10-4	JACKSONVILLE	3	47	15.7	23	0	—	—	—	—	—
10-11	at Baltimore	2	22	11.0	14	0	—	—	—	—	—
10-18	at Indianapolis	0	0	—	—	0	—	—	—	—	—
10-25	CLEVELAND	5	52	10.4	16	0	—	—	—	—	—
11-1	TENNESSEE	0	0	—	—	0	—	—	—	—	—
11-8	— BYE —										
11-15	at Pittsburgh	1	9	9.0	9	0	—	—	—	—	—
11-22	at Washington	2	29	14.5	18	0	—	—	—	—	—
11-29	N.Y. GIANTS	4	40	10.0	16	0	—	—	—	—	—
12-6	at Miami	7	49	7.0	15	0	—	—	—	—	—
12-13	DALLAS	3	21	7.0	9	0	—	—	—	—	—
12-21	PITTSBURGH	1	4	4.0	4	0	—	—	—	—	—
12-27	at Houston	1	8	8.0	8t	1	—	—	—	—	—
1-3	BALTIMORE	2	15	7.5	8	0	—	—	—	—	—
2021 / CINCINNATI											
9-12	MINNESOTA	0	0	—	—	0	—	—	—	—	—
9-19	at Chicago	0	0	—	—	0	—	—	—	—	—
9-26	at Pittsburgh	0	0	—	—	0	—	—	—	—	—
9-30	JACKSONVILLE	0	0	—	—	0	—	—	—	—	—
10-10	GREEN BAY	2	9	4.5	6	0	—	—	—	—	—
10-17	at Detroit	0	0	—	—	0	—	—	—	—	—
10-24	at Baltimore	0	0	—	—	0	—	—	—	—	—
10-31	at N.Y. Jets	0	0	—	—	0	—	—	—	—	—
11-7	CLEVELAND	3	36	12.0	19	0	—	—	—	—	—
11-14	— BYE —										
11-21	at Las Vegas	1	3	3.0	3	0	—	—	—	—	—
11-28	PITTSBURGH	0	0	—	—	0	—	—	—	—	—
12-5	L.A. CHARGERS	0	0	—	—	0	—	—	—	—	—
12-12	SAN FRANCISCO	1	14	14.0	14	0	—	—	—	—	—
12-19	at Denver	1	2	2.0	2	0	—	—	—	—	—
12-26	BALTIMORE	2	9	4.5	5	0	—	—	—	—	—
1-2	KANSAS CITY	0	0	—	—	0	—	—	—	—	—
1-9	at Cleveland	1	8	8.0	8	0	—	—	—	—	—
Postseason											
1-15	LAS VEGAS	0	0	—	—	0	—	—	—	—	—
1-22	at Tennessee	0	0	—	—	0	—	—	—	—	—
1-30	at Kansas City	1	4	4.0	4	0	—	—	—	—	—
2-13	L.A. RAMS	0	0	—	—	0	—	—	—	—	—
2022 / CINCINNATI											
9-11	PITTSBURGH	1	2	2.0	2	0	—	—	—	—	—
9-18	at Dallas	1	-4	-4.0	-4	0	—	—	—	—	—
9-25	at N.Y. Jets			INACTIVE				INACTIVE			
9-29	MIAMI			INACTIVE				INACTIVE			
10-9	at Baltimore			RESERVE / INJURED				RESERVE / INJURED			
10-16	at New Orleans			RESERVE / INJURED				RESERVE / INJURED			
10-23	ATLANTA			RESERVE / INJURED				RESERVE / INJURED			
10-31	at Cleveland			RESERVE / INJURED				RESERVE / INJURED			
11-6	CAROLINA			RESERVE / INJURED				RESERVE / INJURED			
11-13	— BYE —										
11-20	at Pittsburgh			RESERVE / INJURED				RESERVE / INJURED			
11-27	at Tennessee			RESERVE / INJURED				RESERVE / INJURED			
12-4	KANSAS CITY			RESERVE / INJURED				RESERVE / INJURED			
12-11	CLEVELAND			RESERVE / INJURED				RESERVE / INJURED			
12-18	at Tampa Bay			RESERVE / INJURED				RESERVE / INJURED			
12-24	at New England			RESERVE / INJURED				RESERVE / INJURED			
1-2	BUFFALO			(GAME CANCELED)				(GAME CANCELED)			
1-8	BALTIMORE			RESERVE / INJURED				RESERVE / INJURED			
Postseason											
1-15	BALTIMORE			RESERVE / INJURED				RESERVE / INJURED			
1-22	at Buffalo			RESERVE / INJURED				RESERVE / INJURED			
1-29	at Kansas City			RESERVE / INJURED				RESERVE / INJURED			

(Drew Sample, continued)

DATE	OPPONENT	RECEIVING					RUSHING				
		NO	YDS	AVG	LG	TD	ATT	YDS	AVG	LG	TD
2023 / CINCINNATI											
9-10	at Cleveland	0	0	—	—	0	—	—	—	—	—
9-17	BALTIMORE	0	0	—	—	0	—	—	—	—	—
9-25	L.A. RAMS	1	7	7.0	7	0	—	—	—	—	—
10-1	at Tennessee	1	-1	-1.0	-1	0	—	—	—	—	—
10-8	at Arizona	0	0	—	—	0	—	—	—	—	—
10-15	SEATTLE	1	4	4.0	4	0	—	—	—	—	—
10-22	— BYE —										
10-29	at San Francisco	0	0	—	—	0	—	—	—	—	—
11-5	BUFFALO	3	30	10.0	22t	1	—	—	—	—	—
11-12	HOUSTON	2	12	6.0	9	0	—	—	—	—	—
11-16	at Baltimore	2	19	9.5	13	0	—	—	—	—	—
11-26	PITTSBURGH	1	11	11.0	11t	1	—	—	—	—	—
12-4	at Jacksonville	1	11	11.0	11	0	—	—	—	—	—
12-10	INDIANAPOLIS	2	4	2.0	3	0	—	—	—	—	—
12-16	MINNESOTA	0	0	—	—	0	—	—	—	—	—
12-23	at Pittsburgh	3	38	12.7	16	0	—	—	—	—	—
12-31	at Kansas City	3	21	7.0	11	0	—	—	—	—	—
1-7	CLEVELAND	2	7	3.5	5	0	—	—	—	—	—



SMITH, D'ANTE

OT #70

Height: 6-5
Weight: 309
College: East Carolina
Experience: 4th-year player in 2024

2023 games-starts: 0-0
Career games-starts: 3-1
Born: 6-9-98
Hometown: Augusta, Ga.
Acquired: D4c'21

Smith was active for eight games in 2023 but did not see game action ... Was inactive for all but one game in 2022 regular season, but played in each of Cincinnati's three postseason contests as three starters on offensive line were injured ... A 2021 fourth-round draft pick of Bengals, he battled injuries throughout rookie season but played in two games (one start at LOT) ... Has lined up at both G and OT ... Spent five seasons (2016-20) at East Carolina, playing G and OT early in career before settling at LT in third season.

Career transactions: Selected by Cincinnati in fourth round of 2021 NFL Draft (139th overall) ... Signed with Bengals on 5-17-21.

Pro career: 2021—Played in two regular-season games (one start at LOT) and two postseason games as a rookie for Cincinnati ... Suffered right knee injury in practice on Oct. 13, and spent eight games (Games 6-13) on Reserve/Injured ... Made NFL debut on Dec. 19 at Denver, in his first week after coming off of Reserve/Injured, and played three offensive snaps ... Made first career start at LOT and played 47 of 54 offensive snaps in season finale at Cleveland, as Cincinnati rested starters for playoffs ... Active/DNP for Cincinnati's first two postseason contests, then saw brief action in both AFC Championship at Kansas City and Super Bowl LVI vs. L.A. Rams. **2022**—Played in one regular-season game and all three postseason contests for Cincinnati ... Inactive for 15 games ... Lined up for six offensive snaps and three special teams snaps on Sept. 18 at Dallas ... Played 11 offensive snaps in postseason. **2023**—Did not play ... Active/DNP for eight games ... Inactive for nine games.

College: Spent five seasons (2016-20) at East Carolina ... Saw time at both OT and G early in his career, before settling as team's starting LT his third

year ... Played in 33 career games, with 30 starts (29 at LT, one at LG) ... NCAA granted him a fifth year of eligibility via a medical hardship waiver prior to his final season in 2020, but then suffered a season-ending injury in season-opener at UCF ... Started 24 games at LT from 2018-19.

High school/personal: Hometown is Augusta, Ga. ... Attended Grovetown (Ga.) High School ... Earned all-county, all-area and all-region honors as both a junior and senior ... Also participated in wrestling ... Graduated from East Carolina in Dec. 2020 with degree in economics ... First name is pronounced "dee-AHN-tay."

D'ANTE SMITH'S STATISTICS

GAMES-STARTS			
YEAR	TEAM	GAMES	STARTS
2021	Cincinnati.....	2	1
2022	Cincinnati.....	1	0
2023	Cincinnati.....	*DID NOT PLAY	
CAREER		3	1

POSTSEASON

GAMES-STARTS			
YEAR	TEAM	GAMES	STARTS
2021	Cincinnati.....	2	0
2022	Cincinnati.....	3	0
CAREER		5	0

* NOTE: Smith was inactive for nine regular-season games and active/DNP for eight regular-season games with Cincinnati in 2023.



STONE, GENO

S #22

Height: 5-11
Weight: 210
College: Iowa
Experience: 5th-year player in 2024

2023 games-starts: 17-11 (Balt.)
Career games-starts: 51-19
Born: 4-19-99
Hometown: New Castle, Pa.
Acquired: UFA(Balt.)'24

One of the headliners of Cincinnati's 2024 free agency class, Stone joins the Bengals after emerging as a premier ball-hawking safety in his final season with the Baltimore Ravens ... He spent his first three pro seasons (2020-22) as a reserve defensive back and special teams contributor for the Ravens, then in '23 broke out with an AFC-leading seven INTs (second in NFL) ... Had an INT in four straight games from Weeks 6-9, tying for the longest streak in the NFL in 2023 (Dallas CB DaRon Bland) and marking the second-longest streak in Ravens history (S Eric Turner, five games in 1996) ... Originally a seventh-round draft pick of Baltimore in 2020 ... Has started 19 of 51 career games played, with 18 occurring in the past two seasons.

Career transactions: Selected by Baltimore in seventh round of NFL Draft (219th overall) on 4-25-20 ... Signed with Ravens on 5-8-20 ... Waived by Ravens on 10-8-20 ... Signed to Ravens practice squad on 10-10-20 ... Signed to Ravens roster on 11-17-20 ... Waived by Ravens on 12-28-20 ... Acquired on waivers by Houston on 12-29-20 ... Texans contract expired on 3-17-21; received no minimum salary offer and became free agent ... Signed with Baltimore as a free agent on 3-23-21 ... Received tender offer from Ravens on 3-9-22 ... Ravens contract expired on 3-16-22; became exclusive rights player ... Re-signed with Ravens on 4-6-22 ... Ravens contract expired on 3-15-23; received no minimum salary offer and became free agent ... Re-signed with Ravens as free agent on 3-17-23 ... Ravens contract expired on 3-13-24; became unrestricted free agent ... Signed with Cincinnati as unrestricted free agent on 3-14-24.

Pro career: 2020—Played in two games as a rookie for Baltimore ... Inactive for five games with Ravens ... Spent three games on Ravens' practice squad ... Spent four games on Reserve/COVID-19 list ... Waived by Ravens on Dec. 28, and acquired on waivers the following day by Houston ... Was a roster exemption for Texans' season finale on Jan. 3 and did not play ... Did not record any statistics ... Made NFL debut on Nov. 8 at Indianapolis, seeing action on 19 special teams snaps. **2021**—Played in 15 games with one start for Baltimore ... Inactive for one game (Game 5) ... Spent one game (Game 15) on Reserve/COVID-19 list ... Totaled 17 tackles (12 solos), with one TFL, along with one INT and one PD ... Also had four special teams tackles ... Made first career start on Dec. 19 vs. Green Bay and posted seven tackles ... Grabbed first career INT in regular-season finale on Jan. 9 vs. Pittsburgh, as he picked off QB Ben Roethlisberger at the Baltimore 25-yard line in the first quarter. **2022**—Played in all 17 regular-season games with seven starts for Baltimore ... Registered 35

tackles (32 solos), one PD, one FF and one FR ... Added three special teams tackles ... Helped Ravens defense rank third in NFL in points allowed per game (18.5) ... On Oct. 23 vs. Cleveland, tallied season-high seven solo tackles and recorded first career FF and FR on final play of the game to seal a 23-20 Ravens win ... Made postseason debut in AFC Wild Card Playoff on Jan. 15 at Cincinnati, recording one special teams tackle. **2023**—Played in all 17 regular-season games (11 starts) for Baltimore ... Recorded career highs in total tackles (66), INTs (seven) and PDs (nine) ... His seven INTs ranked second in the NFL (led AFC), and were most by a Ravens player since 2010 (S Ed Reed, eight) ... Had an INT in four consecutive games (Games 6-9), which tied for longest streak in the NFL in 2023 (Dallas CB DaRon Bland), and marked the second-longest streak in Ravens history (S Eric Turner, five games in 1996) ... Helped Ravens defense lead NFL in points allowed per game (16.5) and rank sixth in passing yards allowed per game (191.9) ... Notched first INT of season on Sept. 17 at Cincinnati, when he picked off QB Joe Burrow at the Ravens' two-yard line to end a Bengals scoring opportunity, then returned it 36 yards to set up a Ravens TD drive ... On Oct. 1 at Cleveland, intercepted deep pass by QB Dorian Thompson-Robinson and returned it 36 yards, setting up Ravens TD drive ... Posted four tackles (three solos), and recorded INT for third straight game on Oct. 29 at Arizona ... Played in two postseason contests for Ravens (Divisional Playoff vs. Houston and AFC Championship vs. Kansas City), and tallied two assisted tackles.

College: Spent three seasons (2017-19) at the University of Iowa ... Played in 39 career games (21 starts), and totaled 126 tackles (80 solos), four TFLs, one sack, six INTs, 13 PDs, four FFs and one FR ... Earned second-team All-Big Ten honors in 2019, when he recorded career-high 70 tackles and one INT while helping Iowa rank fifth nationally in points allowed per game (14.0) ... Named honorable mention All-Big Ten in 2018, after netting 39 tackles and team-high four INTs (ranked second in Big Ten) ... Had a 24-yard pick-six at Penn State in 2018.

High school/personal: Hometown is New Castle, Pa. ... Attended New Castle High School, where he earned first-team All-State honors at defensive back his senior year ... Also played QB and WR during high school career, and led team both in passing and rushing as a senior in 2016 ... Set school and conference record for INTs in a single season (10) in 2016 ... Also lettered in basketball and track and field ... Majored in sport and recreation at Iowa.

GENO STONE'S STATISTICS

YEAR	TEAM	G-S	DEFENSE							INTERCEPTIONS					SCORING					
			ST	AT	TT	SKS-YDS	PD	FF	FR-YDS	NO	YDS	AVG	LG	TD	TD	TD-IntRt	TD-FRRt	S	PTS	
2020	Baltimore	2-0	0	0	0	0-0	0	0	0-0	0	0	—	—	0	—	—	—	—		
	Houston	0-0				DID NOT PLAY*			DID NOT PLAY*					DID NOT PLAY*						
2021	Baltimore	15-1	12	5	17	0-0	1	0	0-0	1	0	0.0	0	0	—	—	—	—		
2022	Baltimore	17-7	32	3	35	0-0	1	1	1-0	0	0	—	—	0	—	—	—	—		
2023	Baltimore	17-11	44	22	66	0-0	9	0	0-0	7	101	14.4	36	0	—	—	—	—		
BALT. TOTALS		51-19	88	30	118	0-0	11	1	1-0	8	101	12.6	36	0	—	—	—	—		
HOU. TOTALS		0-0	0	0	0	0-0	0	0	0-0	0	0	—	—	0	—	—	—	—		
CAREER		51-19	88	30	118	0-0	11	1	1-0	8	101	12.6	36	0	—	—	—	—		
YEAR	TEAM	SPECIAL TEAMS							KICKOFF RETURNS					PUNT RETURNS						
		ST	AT	TT	FF	FR-YDS	BP	BFG	BXP	NO	YDS	AVG	FC	LG	TD	NO	YDS	AVG	FC	LG
2021	Baltimore	3	1	4	0	0-0	0	0	0	—	—	—	—	—	—	—	—	—	—	—
2022	Baltimore	2	1	3	0	0-0	0	0	0	—	—	—	—	—	—	—	—	—	—	—
2023	Baltimore	0	2	2	0	0-0	0	0	0	—	—	—	—	—	—	—	—	—	—	—
CAREER		5	4	9	0	0-0	0	0	0	—	—	—	—	—	—	—	—	—	—	—

POSTSEASON																		
YEAR	TEAM	G-S	DEFENSE						INTERCEPTIONS					SCORING				
			ST	AT	TT	SKS-YDS	PD	FF	FR-YDS	NO	YDS	AVG	LG	TD	TD	TD-IntRt	TD-FRRt	S
2022	Baltimore	1-0	0	0	0	0-0	0	0	0-0	—	—	—	—	—	—	—	—	—
2023	Baltimore	2-0	0	2	2	0-0	0	0	0-0	—	—	—	—	—	—	—	—	
CAREER		3-0	0	2	2	0-0	0	0	0-0	—	—	—	—	—	—	—	—	

YEAR	TEAM	SPECIAL TEAMS							KICKOFF RETURNS					PUNT RETURNS						
		ST	AT	TT	FF	FR-YDS	BP	BFG	BXP	NO	YDS	AVG	FC	LG	TD	NO	YDS	AVG	FC	LG
2022	Baltimore	1	0	1	0	0-0	0	0	0	—	—	—	—	—	—	—	—	—	—	—
CAREER		1	0	1	0	0-0	0	0	0	—	—	—	—	—	—	—	—	—	—	—

* NOTE: Stone was inactive for one regular-season game with Houston in 2020.

2023 GAME-BY-GAME

DATE	OPPONENT	DEFENSE									INTERCEPTIONS					
		ST	AT	TT	SKS-YDS	INT-YDS	PD	FF	FR-YDS	NO	YDS	AVG	LG	TD		
Baltimore																
9-10	HOUSTON	1	1	2	0-0	0-0	0	0	0-0	0	0	—	—	0		
9-17	at Cincinnati	7	2	9	0-0	1-36	1	0	0-0	1	36	36.0	36	0		
9-24	INDIANAPOLIS	5	2	7	0-0	0-0	0	0	0-0	0	0	—	—	0		
10-1	at Cleveland	2	1	3	0-0	1-36	1	0	0-0	1	36	36.0	36	0		
10-8	at Pittsburgh	1	1	2	0-0	0-0	0	0	0-0	0	0	—	—	0		
10-15	at Tennessee	1	1	2	0-0	1-24	1	0	0-0	1	24	24.0	24	0		
10-22	DETROIT	3	0	3	0-0	1-0	1	0	0-0	1	0	0.0	0	0		
10-29	at Arizona	3	1	4	0-0	1-1	1	0	0-0	1	1	1.0	1	0		
11-5	SEATTLE	1	0	1	0-0	1-0	2	0	0-0	1	0	0.0	0	0		
11-12	CLEVELAND	2	3	5	0-0	0-0	1	0	0-0	0	0	—	—	0		
11-16	CINCINNATI	1	2	3	0-0	0-0	0	0	0-0	0	0	—	—	0		
11-26	at L.A. Chargers	4	2	6	0-0	0-0	0	0	0-0	0	0	—	—	0		
12-3	— BYE —															
12-10	L.A. RAMS	5	1	6	0-0	0-0	0	0	0-0	0	0	—	—	0		
12-17	at Jacksonville	1	1	2	0-0	0-0	0	0	0-0	0	0	—	—	0		
12-25	at San Francisco	1	2	3	0-0	0-0	0	0	0-0	0	0	—	—	0		
12-31	MIAMI	6	2	8	0-0	1-4	1	0	0-0	1	4	4.0	4	0		
1-6	PITTSBURGH	0	0	0	0-0	0-0	0	0	0-0	0	0	—	—	0		
TOTALS		44	22	66	0-0	7-101	9	0	0-0	7	101	14.4	36	0		

DATE	OPPONENT	SPECIAL TEAMS							KICKOFF RETURNS					PUNT RETURNS						
		ST	AT	TT	FF	FR-YDS	BP	BFG	BXP	NO	YDS	AVG	FC	LG	TD	NO	YDS	AVG	FC	LG
Baltimore																				
9-10	HOUSTON	0	0	0	0	0-0	0	0	0	—	—	—	—	—	—	—	—	—	—	—
9-17	at Cincinnati	0	0	0	0	0-0	0	0	0	—	—	—	—	—	—	—	—	—	—	—
9-24	INDIANAPOLIS	0	0	0	0	0-0	0	0	0	—	—	—	—	—	—	—	—	—	—	—
10-1	at Cleveland	0	0	0	0	0-0	0	0	0	—	—	—	—	—	—	—	—	—	—	—
10-8	at Pittsburgh	0	0	0	0	0-0	0	0	0	—	—	—	—	—	—	—	—	—	—	—
10-15	at Tennessee	0	1	1	0	0-0	0	0	0	—	—	—	—	—	—	—	—	—	—	—
10-22	DETROIT	0	0	0	0	0-0	0	0	0	—	—	—	—	—	—	—	—	—	—	—
10-29	at Arizona	0	0	0	0	0-0	0	0	0	—	—	—	—	—	—	—	—	—	—	—
11-5	SEATTLE	0	0	0	0	0-0	0	0	0	—	—	—	—	—	—	—	—	—	—	—
11-12	CLEVELAND	0	0	0	0	0-0	0	0	0	—	—	—	—	—	—	—	—	—	—	—
11-16	CINCINNATI	0	0	0	0	0-0	0	0	0	—	—	—	—	—	—	—	—	—	—	—
11-26	at L.A. Chargers	0	1	1	0	0-0	0	0	0	—	—	—	—	—	—	—	—	—	—	—
12-3	— BYE —																			
12-10	L.A. RAMS	0	0	0	0	0-0	0	0	0	—	—	—	—	—	—	—	—	—	—	—
12-17	at Jacksonville	0	0	0	0	0-0	0	0	0	—	—	—	—	—	—	—	—	—	—	—
12-25	at San Francisco	0	0	0	0	0-0	0	0	0	—	—	—	—	—	—	—	—	—	—	—
12-31	MIAMI	0	0	0	0	0-0	0	0	0	—	—	—	—	—	—	—	—	—	—	—
1-6	PITTSBURGH	0	0	0	0	0-0	0	0	0	—	—	—	—	—	—	—	—	—	—	—
TOTALS		0	2	2	0	0-0	0	0	0	—	—	—	—	—	—	—	—	—	—	—



TAYLOR-BRITT, CAM

CB #29

Height: 5-11
Weight: 202
College: Nebraska
Experience: 3rd-year player in 2024

2023 games-starts: 12-12
Career games-starts: 22-21
Born: 10-15-99
Hometown: Montgomery, Ala.
Acquired: D2'22

A second-round draft pick of the Bengals in 2022, Taylor-Britt emerged as the team's No. 1 cornerback in his second pro season ... Started all 12 games he played in during 2023 campaign, tying for team lead with four INTs (tied for seventh in NFL) while collecting 11 PDs and 50 tackles ... Missed five games due to injuries ... Sat out first six weeks of rookie campaign in 2022 while recovering from abdomen injury, but played in final 10 contests with nine starts and quickly established himself as key piece on Bengals defense ... Started all three postseason games following 2022 season, and sealed win in Divisional Playoff at Buffalo with first career INT late in the fourth quarter ... Nickname is "Cam Juice," and he is considered a high-energy presence in the locker room.

Career transactions: Selected by Cincinnati in second round of 2022 NFL Draft (60th overall) ... Signed with Bengals on 5-20-22.

Pro career: 2022—Played in 10 regular-season games (nine starts at CB) as a rookie ... Spent first four games on Reserve/Injured list due to abdomen injury sustained in preseason, then was inactive in Games 5-6 ... Recorded 55 tackles (41 solos), with one TFL, a FF and six PDs ... Made NFL debut on Oct. 23 vs. Atlanta, recording three solo tackles ... Posted five tackles in first career start on Oct. 31 at Cleveland ... Led team with season-high 12 tackles (nine solos) on Nov. 20 at Pittsburgh ... Recorded two PDs on Dec. 11 against Cleveland, with both coming in the fourth quarter to help seal Bengals win ... Had nine tackles in regular-season finale vs. Baltimore, including TFL on RB Kenyan Drake on fourth-and-one in second quarter ... Started all three postseason games at CB and recorded 11 tackles, one INT and three PDs ... In Divisional Playoff at Buffalo, posted six solo tackles and grabbed first career INT, picking off QB Josh Allen late in fourth quarter to cement Bengals victory. **2023**—Played in 12 games (all starts at CB) ... Inactive for Game 11 vs. Pittsburgh due to quad

injury ... Spent four games (Games 12-15) on Reserve/Injured list due to ankle injury ... Totaled 50 tackles (40 solos), with one TFL, and had 11 PDs, four INTs and one FF ... INT total tied for team lead and tied for seventh in NFL ... First career regular-season INT was a pick-six on Oct. 8 at Arizona, when he intercepted pass by QB Joshua Dobbs and returned it 11 yards to end zone to give Bengals lead going into halftime ... Had an INT in second straight game and recorded three PDs on Oct. 15 vs. Seattle; picked off QB Geno Smith in fourth quarter and returned it 24 yards to set up Bengals FG drive ... Intercepted Bills QB Josh Allen on Nov. 5 vs. Buffalo ... Had fourth INT in five-game span on Nov. 12 vs. Houston, intercepting pass by QB C.J. Stroud late in fourth quarter and returning it 30 yards to Texans' four-yard line to spark 10-point comeback ... Returned from ankle injury on Dec. 31 at Kansas City and logged two tackles and a PD.

College: Spent four seasons (2018-21) at the University of Nebraska ... Played in 41 games with 28 starts (21 at CB, seven at S) ... Recorded 140 tackles (96 solo), with nine TFLs, 2.5 sacks, six INTs, 27 PDs, four FFs, two FRs and a blocked kick ... Also returned nine punts for 81 yards ... Named second-team All-Big Ten in junior and senior seasons ... Served as a team captain in senior season ... Ranked third nationally in FFs (four) as a sophomore in 2019.

High school/personal: Hometown is Montgomery, Ala. ... Attended Park Crossing High School in Montgomery, Ala. ... Played QB, WR and DB ... As a senior, he passed for 1466 yards and 16 TDs, while rushing for 1030 yards and 14 TDs ... Named first-team all-state as an athlete ... Volunteered his time with a number of outreach initiatives and events at Nebraska, including a Day of Service, Husker Heroes and local hospital visits ... Criminology and criminal justice major at Nebraska.

CAM TAYLOR-BRITT'S STATISTICS

YEAR	TEAM	G-S	DEFENSE					INTERCEPTIONS					SCORING						
			ST	AT	TT	SKS-YDS	PD	FF	FR-YDS	NO	YDS	AVG	LG	TD	TD	TD-IntRt	TD-FRRt	S	PTS
2022	Cincinnati	10-9	41	14	55	0-0	6	1	0-0	0	0	—	—	0	0	0	0	0	0
2023	Cincinnati	12-12	40	10	50	0-0	11	1	0-0	4	65	16.3	30	1	1	1	0	0	6
CAREER		22-21	81	24	105	0-0	17	2	0-0	4	65	16.3	30	1	1	1	0	0	6

POSTSEASON

YEAR	TEAM	G-S	DEFENSE					INTERCEPTIONS					SCORING						
			ST	AT	TT	SKS-YDS	PD	FF	FR-YDS	NO	YDS	AVG	LG	TD	TD	TD-IntRt	TD-FRRt	S	PTS
2022	Cincinnati	3-3	8	3	11	0-0	3	0	0-0	1	0	0.0	0	0	—	—	—	—	—
CAREER		3-3	8	3	11	0-0	3	0	0-0	1	0	0.0	0	0	—	—	—	—	—

2023 GAME-BY-GAME

DATE	OPPONENT	DEFENSE							INTERCEPTIONS					
		ST	AT	TT	SKS-YDS	INT-YDS	PD	FF	FR-YDS	NO	YDS	AVG	LG	TD
9-10	at Cleveland	2	1	3	0-0	0-0	1	0	0-0	0	0	—	—	0
9-17	BALTIMORE	5	0	5	0-0	0-0	0	0	0-0	0	0	—	—	0
9-25	L.A. RAMS	5	1	6	0-0	0-0	0	0	0-0	0	0	—	—	0
10-1	at Tennessee	4	2	6	0-0	0-0	0	1	0-0	0	0	—	—	0
10-8	at Arizona	1	0	1	0-0	1-11	2	0	0-0	1	11	11.0	11t	1
10-15	SEATTLE	7	0	7	0-0	1-24	3	0	0-0	1	24	24.0	24	0
10-22	— BYE —													
10-29	at San Francisco	4	2	6	0-0	0-0	0	0	0-0	0	0	—	—	0
11-5	BUFFALO	1	1	2	0-0	1-0	1	0	0-0	1	0	0.0	0	0
11-12	HOUSTON	7	2	9	0-0	1-30	2	0	0-0	1	30	30.0	30	0
11-16	at Baltimore	1	0	1	0-0	0-0	1	0	0-0	0	0	—	—	0
11-26	PITTSBURGH				INACTIVE					INACTIVE				
12-4	at Jacksonville				RESERVE / INJURED					RESERVE / INJURED				
12-10	INDIANAPOLIS				RESERVE / INJURED					RESERVE / INJURED				
12-16	MINNESOTA				RESERVE / INJURED					RESERVE / INJURED				
12-23	at Pittsburgh				RESERVE / INJURED					RESERVE / INJURED				
12-31	at Kansas City	2	0	2	0-0	0-0	1	0	0-0	0	0	—	—	0
1-7	CLEVELAND	1	1	2	0-0	0-0	0	0	0-0	0	0	—	—	0
TOTALS		40	10	50	0-0	4-65	11	1	0-0	4	65	16.3	30	1



TUFELE, JAY

DT #97

Height: 6-3
Weight: 305
College: Southern California
Experience: 4th-year player in 2024

2023 games-starts: 10-0
Career games-starts: 21-2
Born: 7-25-99
Hometown: Salt Lake City, Utah
Acquired: W(Jax.)'22

Tufele has provided DL depth for Bengals since being acquired on waivers prior to 2022 season ... Played 10 games in 2023, recording 11 tackles ... Played seven games for Bengals during 2022 regular season with two starts, tallying 16 tackles (six solos, two TFLs) ... Two starts came at NT in Weeks 8-9, when DJ Reader was working his way back from knee injury ... Also saw action in Wild Card Playoff win over Baltimore ... A fourth-round draft pick by Jacksonville in 2021, he played in four games for Jaguars as rookie and registered two tackles.

Career transactions: Selected by Jacksonville in fourth round of 2021 NFL Draft (106th overall) ... Signed by Jaguars on 5-21-21 ... Waived by Jaguars on 8-30-22 ... Acquired by Cincinnati on waivers from the Jaguars on 8-31-22.

Pro career: 2021—Played in four games as a rookie for Jacksonville ... Recorded two tackles (one solo) ... Placed on Reserve/Injured due to a hand injury and missed five games (Oct. 31-Nov. 28) ... Made NFL debut on Oct. 10 vs. Tennessee ... Returned to the active roster and logged first career assisted tackle on Dec. 5 at the L.A. Rams ... Missed Jan. 2 contest at New England (Reserve/COVID-19). **2022**—Played in seven games (two starts at NT) and one postseason game in first Bengals season ... Inactive for five games ... Active/DNP (coaches' decision) in four games ... Waived by Jacksonville at final cuts, then signed with Cincinnati on Aug. 31 ... Recorded 16 tackles (six solos)

with two TFLs ... Made season debut on Oct. 16 at New Orleans, tallying six stops with a TFL; brought down RB Alvin Kamara for two-yard loss in fourth quarter ... Started at NT in Game 8 at Cleveland and Game 9 vs. Carolina ... Played five defensive snaps in Wild Card Playoff vs. Baltimore, recording two assisted tackles. **2023**—Played in 10 games ... Active/DNP for one game (Game 2 vs. Baltimore), and inactive for six games ... Lined up for 96 defensive snaps and eight special teams snaps ... Logged 11 tackles (four solos) ... Had five combined tackles over final two games, with three on Dec. 31 at Kansas City and two on Jan. 7 vs. Cleveland.

College: Played two seasons at Southern California (2018-19) ... Redshirted his freshman year in 2017, then opted out of junior season in 2020 to prepare for NFL Draft ... Played in 25 career games (18 starts), and posted 65 tackles, 7.5 sacks, 11 TFLs, one PD, one FF and one FR ... Earned first-team All-Pac-12 honors in 2019, after receiving second-team recognition in '18 ... Returned a fumble 48 yards for a TD at Utah in 2018.

High school/personal: Hometown is Salt Lake City, Utah ... Attended Bingham High School in South Jordan, Utah ... Missed his 2016 senior season due to a foot injury ... Recorded 57 tackles with 10.5 sacks as a junior in 2015 ... Also played rugby ... Majored in sociology at Southern California ... Last name is pronounced "too-FELL-ay."

JAY TUFELE'S STATISTICS

YEAR	TEAM	G-S	DEFENSE							INTERCEPTIONS					SCORING				
			ST	AT	TT	SKS-YDS	PD	FF	FR-YDS	NO	YDS	AVG	LG	TD	TD	TD-IntRt	TD-FRRt	S	PTS
2021	Jacksonville	4-0	1	1	2	0-0	0	0	0-0	—	—	—	—	—	—	—	—	—	—
2022	Cincinnati	7-2	6	10	16	0-0	0	0	0-0	—	—	—	—	—	—	—	—	—	—
2023	Cincinnati	10-0	4	7	11	0-0	0	0	0-0	—	—	—	—	—	—	—	—	—	—
JAX. TOTALS		4-0	1	1	2	0-0	0	0	0-0	—	—	—	—	—	—	—	—	—	—
CIN. TOTALS		17-2	10	17	27	0-0	0	0	0-0	—	—	—	—	—	—	—	—	—	—
CAREER		21-2	11	18	29	0-0	0	0	0-0	—	—	—	—	—	—	—	—	—	—

POSTSEASON

YEAR	TEAM	G-S	DEFENSE							INTERCEPTIONS					SCORING				
			ST	AT	TT	SKS-YDS	PD	FF	FR-YDS	NO	YDS	AVG	LG	TD	TD	TD-IntRt	TD-FRRt	S	PTS
2022	Cincinnati	1-0	0	2	2	0-0	0	0	0-0	—	—	—	—	—	—	—	—	—	—
CAREER		1-0	0	2	2	0-0	0	0	0-0	—	—	—	—	—	—	—	—	—	—

2023 GAME-BY-GAME

DATE	OPPONENT	DEFENSE									INTERCEPTIONS				
		ST	AT	TT	SKS-YDS	INT-YDS	PD	FF	FR-YDS	NO	YDS	AVG	LG	TD	
9-10	at Cleveland	1	0	1	0-0	0-0	0	0	0-0	—	—	—	—	—	
9-17	BALTIMORE	DID NOT PLAY									DID NOT PLAY				
9-25	L.A. RAMS	INACTIVE									INACTIVE				
10-1	at Tennessee	1	1	2	0-0	0-0	0	0	0-0	—	—	—	—	—	
10-8	at Arizona	0	0	0	0-0	0-0	0	0	0-0	—	—	—	—	—	
10-15	SEATTLE	INACTIVE									INACTIVE				
10-22	— BYE —														
10-29	at San Francisco	1	0	1	0-0	0-0	0	0	0-0	—	—	—	—	—	
11-5	BUFFALO	0	0	0	0-0	0-0	0	0	0-0	—	—	—	—	—	
11-12	HOUSTON	0	1	1	0-0	0-0	0	0	0-0	—	—	—	—	—	
11-16	at Baltimore	0	0	0	0-0	0-0	0	0	0-0	—	—	—	—	—	
11-26	PITTSBURGH	INACTIVE									INACTIVE				
12-4	at Jacksonville	INACTIVE									INACTIVE				
12-10	INDIANAPOLIS	INACTIVE									INACTIVE				
12-16	MINNESOTA	INACTIVE									INACTIVE				
12-23	at Pittsburgh	0	1	1	0-0	0-0	0	0	0-0	—	—	—	—	—	
12-31	at Kansas City	1	2	3	0-0	0-0	0	0	0-0	—	—	—	—	—	
1-7	CLEVELAND	0	2	2	0-0	0-0	0	0	0-0	—	—	—	—	—	
TOTALS		4	7	11	0-0	0-0	0	0	0-0	—	—	—	—	—	



TURNER, DJ, II

CB #20

Height: 5-11
Weight: 180
College: Michigan
Experience: 2nd-year player in 2024

2023 games-starts: 17-12
Career games-starts: 17-12
Born: 11-9-00
Hometown: Suwanee, Ga.
Acquired: D2'23

Cincinnati's second-round draft choice in 2023 played in all 17 games during his rookie campaign, making 12 starts ... He totaled 50 tackles (one sack), seven PDs and a FR while earning an increased role in the secondary as the season progressed ... Ran the fastest time in the 40-yard dash among all players at the 2023 NFL Combine, clocking in at 4.26 seconds ... Played four seasons (2019-22) at the University of Michigan, where he was a two-time All-Big Ten honoree ... Started in Michigan secondary in 2021 alongside Bengals S Dax Hill ... Full name is JuanDrago Turner II, but goes by "DJ."

Career transactions: Selected by Cincinnati in second round of 2023 NFL Draft (60th overall) ... Signed by Bengals on 5-12-23.

Pro career: 2023—Played in all 17 games with 12 starts as CB as a rookie ... Started 12 of team's final 13 games ... Recorded 50 tackles (40 solos), with one sack and two TFLs, along with seven PDs and one FR ... Made NFL debut on Sept. 10 at Cleveland, tallying two solo tackles ... Made first career start on Oct. 8 at Arizona, and posted four tackles and a PD ... Notched three tackles and a PD on Nov. 12 vs. Houston; broke up a pass on third down late in fourth quarter to force a Texans punt, leading to game-tying Bengals FG drive ... Had five tackles and two PDs on Nov. 26 vs. Pittsburgh, and recorded first career FR

when he scooped up a loose ball (forced by DT Zach Carter) at Bengals' 14-yard line and returned it 28 yards ... Registered career-high eight solo tackles on Dec. 4 at Jacksonville ... Had three tackles and a PD on Dec. 23 at Pittsburgh, including assisted TFL to bring down RB Jaylen Warren for loss of eight yards in second quarter.

College: Spent four seasons (2019-22) at Michigan ... Played in 36 games with 28 starts at CB ... Recorded 69 tackles (53 solos), with two TFLs, along with three INTs, 20 PDs and one FR ... Named second-team All-Big Ten in 2022, after receiving honorable mention All-Big Ten in '21 ... Led team with 11 PDs in 2022 ... Also contributed on special teams ... Started eight games in 2021 alongside current Bengals teammate, S Dax Hill.

High school/personal: Hometown is Suwanee, Ga. ... Attended IMG Academy in Bradenton, Fla., as a senior in 2019 ... Previously attended North Gwinnett High School in Suwanee, Ga. ... As a senior at IMG, recorded 17 tackles, three TFLs, four PBUs, one FF and one FR ... Also had two INTs, returning one 100 yards for a TD ... Helped lead North Gwinnett to 14-1 record and Class 7A state championship in 2017 ... Full name is JuanDrago Turner II.

DJ TURNER II'S STATISTICS

YEAR	TEAM	G-S	DEFENSE						INTERCEPTIONS					SCORING					
			ST	AT	TT	SKS-YDS	PD	FF	FR-YDS	NO	YDS	AVG	LG	TD	TD	TD-IntRt	TD-FRRt	S	PTS
2023	Cincinnati	17-12	40	10	50	1-5	7	0	1-28	—	—	—	—	—	—	—	—	—	—
CAREER		17-12	40	10	50	1-5	7	0	1-28	—	—	—	—	—	—	—	—	—	—

2023 GAME-BY-GAME

DATE	OPPONENT	DEFENSE								INTERCEPTIONS				
		ST	AT	TT	SKS-YDS	INT-YDS	PD	FF	FR-YDS	NO	YDS	AVG	LG	TD
9-10	at Cleveland	2	0	2	0-0	0-0	0	0	0-0	—	—	—	—	—
9-17	BALTIMORE	0	0	0	0-0	0-0	0	0	0-0	—	—	—	—	—
9-25	L.A. RAMS	0	1	1	0-0	0-0	1	0	0-0	—	—	—	—	—
10-1	at Tennessee	1	0	1	0-0	0-0	0	0	0-0	—	—	—	—	—
10-8	at Arizona	3	1	4	0-0	0-0	1	0	0-0	—	—	—	—	—
10-15	SEATTLE	4	0	4	0-0	0-0	0	0	0-0	—	—	—	—	—
10-22	— BYE —													
10-29	at San Francisco	2	0	2	0-0	0-0	0	0	0-0	—	—	—	—	—
11-5	BUFFALO	2	0	2	0-0	0-0	0	0	0-0	—	—	—	—	—
11-12	HOUSTON	1	2	3	0-0	0-0	1	0	0-0	—	—	—	—	—
11-16	at Baltimore	1	0	1	1-5	0-0	0	0	0-0	—	—	—	—	—
11-26	PITTSBURGH	4	1	5	0-0	0-0	2	0	1-28	—	—	—	—	—
12-4	at Jacksonville	8	0	8	0-0	0-0	0	0	0-0	—	—	—	—	—
12-10	INDIANAPOLIS	3	0	3	0-0	0-0	0	0	0-0	—	—	—	—	—
12-16	MINNESOTA	4	3	7	0-0	0-0	0	0	0-0	—	—	—	—	—
12-23	at Pittsburgh	2	1	3	0-0	0-0	1	0	0-0	—	—	—	—	—
12-31	at Kansas City	0	1	1	0-0	0-0	0	0	0-0	—	—	—	—	—
1-7	CLEVELAND	3	0	3	0-0	0-0	1	0	0-0	—	—	—	—	—
TOTALS		40	10	50	1-5	0-0	7	0	1-28	—	—	—	—	—



VOLSON, CORDELL

G #67

Height: 6-6
Weight: 315
College: North Dakota State
Experience: 3rd-year player in 2024

2023 games-starts: 17-17
Career games-starts: 33-33
Born: 7-20-98
Hometown: Balfour, N.D.
Acquired: D4'22

A 2022 fourth-round draft pick of the Bengals, Volson has started 36 consecutive games at LG (including postseason) to begin his career ... Only player on the team to line up for every offensive snap in 2022 regular season, '22 postseason and '23 regular season ... Earned starting LG role out of his rookie training camp, but played four different positions (LOT, LG, RG, ROT) during five-year collegiate career at North Dakota State University ... At NDSU, he played in a school-record 65 games, was a three-time FCS All-American and four-time FCS national champion.

Career transactions: Selected by Cincinnati in fourth round of 2022 NFL Draft (136th overall) ... Signed with Bengals on 6-14-22.

Pro career: 2022—Started all 16 regular-season games and all three postseason contests at LG as a rookie, after earning starting role out of training camp ... Only player on team to line up for every offensive snap during regular season (1106) ... Also played all 205 offensive snaps in postseason ... Key member of offensive line that allowed 14 sacks in second half of regular season, after giving up 30 in first half ... Blocked for QB Joe Burrow, who set single-season team records for completions (414) and passing TDs (35) ... Helped open holes for HB Joe Mixon's 153 rushing yards and four rushing TDs on Nov. 6 vs. Carolina ... On Dec. 4 against Kansas City, paved the way for HB Samaje Perine's 106 rushing yards on 21 attempts (5.0 average), while protecting Burrow as he completed 80.6 percent of his passes (25 of 31) ... Blocked for 172-yard rushing effort on 34 carries (5.1 average) in Divisional Playoff at Buffalo. **2023**—Started all 17 games at LG ... Played all 1087 offensive snaps; one of two players to line up for 100 percent of snaps, alongside OT Jonah Williams ... Played 55 offensive snaps on Sept. 25 vs. L.A. Rams, lining up primarily against DT Aaron Donald while blocking for offense that totaled 309 net yards in win ... Opened holes for run game that totaled 134 yards on the ground in Oct. 29 win at San Francisco ... On Nov. 5 vs. Buffalo, helped limit Bills to one sack while pass protecting for QB Joe Burrow, who passed for season-high 348 yards on 44 attempts ... Played all 73 offensive snaps on Dec. 4 at Jacksonville, contributing to pass protection that allowed for QB Jake Browning's 354 yards on 37 attempts and blocking for 156 rushing yards ... On Dec. 10 vs. Indianapolis, helped O-line allow zero sacks while run blocking for 111 team

rushing yards ... Played every snap in season finale vs. Cleveland, helping offense total season-high 183 rushing yards.

College: Spent six years (2016-21) at North Dakota State, including a redshirt season in '16 ... Used extra year of eligibility granted due to COVID-19 pandemic ... Played in school-record 65 games, starting 41 consecutive contests over final three seasons ... Helped NDSU win four FCS national championships (2017, '18, '19, 21) ... Spent time at all four G and OT positions, but primarily lined up as a ROT ... Named first-team FCS All-American in 2020 and '21, after picking up second-team honors in '19 ... In 2021, played 623 regular-season snaps with zero sacks allowed ... Allowed zero sacks and committed just one penalty in 2020.

High school/personal: Hometown is Balfour, N.D. ... Attended Drake High School in Drake, N.D. ... Played OL and DL, as well as TE, LB, P and K ... Totaled 239 tackles, 28 sacks, five FFs and six FRs in his career ... Also blocked 14 punts and had one INT ... Two-time all-state selection in football ... Also was a two-time all-state selection in basketball ... Older brother is Tanner Volson, who played C at North Dakota State and spent time with the L.A. Chargers and N.Y. Giants (no games played) ... Graduated from North Dakota State in 2020 with a degree in general agriculture ... First name is pronounced "kor-DELL" and last name is pronounced "VOLL-son."

CORDELL VOLSON'S STATISTICS

GAMES-STARTS			
YEAR	TEAM	GAMES	STARTS
2022	Cincinnati.....	16	16
2023	Cincinnati.....	17	17
CAREER		33	33

POSTSEASON

GAMES-STARTS			
YEAR	TEAM	GAMES	STARTS
2022	Cincinnati.....	3	3
CAREER		3	3



WILLIAMS, TRAYVEON

HB #32

Height: 5-8
Weight: 206
College: Texas A&M
Experience: 6th-year player in 2024

2023 games-starts: 17-0
Career games-starts: 51-0
Born: 10-18-97
Hometown: Houston, Texas
Acquired: D6a'19

Williams is a reserve HB who served as the Bengals' primary kickoff returner in 2023 ... He played in all 17 games, rushing for 69 yards on 15 carries, while returning 12 kickoffs for 290 yards ... He took over the KOR role midway through the 2022 season, and over the team's final 10 games (including postseason), he netted 449 return yards on 20 attempts (22.5 yards per return) ... Offensively, he has 307 rushing yards on 62 carries, with 74 receiving yards on 15 catches in 51 career games ... Led the Southeastern Conference in rushing yards (1760) and TDs (10) in 2018 while at Texas A&M.

Career transactions: Selected by Cincinnati in sixth round of 2019 NFL Draft (182nd overall) ... Signed with Bengals on 5-10-19 ... Waived by Bengals on 8-31-21 ... Signed to Bengals practice squad on 9-1-21 ... Signed to Bengals roster on 12-4-21 ... Waived on 8-31-22 ... Re-signed to Bengals roster as free agent on 9-2-22 ... Bengals contract expired on 3-15-23; became unrestricted free agent ... Re-signed with Bengals as unrestricted free agent on 3-16-23 ... Signed contract extension with Bengals on 3-11-24.

Pro career: 2019—Played in final 11 games of season as rookie (no statistics) ... Inactive for Games 1-2 and 4-5, and active/DNP in Game 3 ... Saw action on seven snaps on offense, and 124 snaps on special teams ... Made NFL debut on Oct. 13 at Baltimore. **2020**—Played in 10 games (no starts) ... Inactive for Games 1-6, before seeing increased action after season-ending injury to No. 1 HB Joe Mixon ... Carried 26 times for 157 yards (6.0), and had five receptions for 30 yards ... Had four carries for 74 yards in season finale vs. Baltimore, including Bengals season-long 55-yarder. **2021**—Played in five regular-season games ... Had 15 carries for 51 yards, one catch for four yards, and two special teams tackles ... Did not play in postseason. **2022**—Played in eight regular-season games and all three postseason contests ... Took over as team's primary kick returner in Game 10, and in regular season had 16 KORs for

356 yards (22.3 average) ... Recorded six carries for 30 yards, along with two catches for 30 yards ... In first action as kick returner on Nov. 20 at Pittsburgh, returned five kicks for 124 yards, including 42-yarder in third quarter that set up Bengals FG drive ... Had 24-yard catch on third-and-12 on Nov. 27 at Tennessee, leading to Bengals TD on next play ... Totaled 93 yards on four KORs (23.3 avg.) in postseason, including 29-yard return in first quarter of AFC Championship at Kansas City. **2023**—Played in all 17 games ... Rushed for 69 yards on 15 attempts (4.6 average), and caught seven passes for 10 yards ... Had 12 KORs for 29 yards (24.2) ... Returned a kick 25 yards, and rushed one time for four yards on Oct. 1 at Tennessee ... Had a 41-yard KOR to set up Bengals TD drive in first quarter on Oct. 29 at San Francisco ... Returned three kickoffs for 61 yards on Nov. 5 vs. Buffalo ... Rushed for 20 yards on two carries on Nov. 16 at Baltimore, with season-long 15-yarder in fourth quarter ... Had career-long 46-yard KOR on Nov. 26 vs. Pittsburgh, setting up go-ahead Bengals TD four plays later in second quarter.

College: Spent three seasons (2016-18) at Texas A&M and appeared in 38 career games, before declaring for the NFL Draft ... Had 600 rushes for 3615 yards (6.0 average) and 34 TDs, along with 66 catches for 561 yards and one TD ... Returned 11 career kickoffs for 265 yards (24.1) ... Led SEC in rushing yards (1760) and TDs (18) as a junior in 2018, earning first-team All-SEC honors (AP and coaches) ... Topped 100 rushing yards in nine of 13 games as a junior.

High school/personal: Hometown is Houston, Texas ... Attended C.E. King High School in Houston, where as a senior he rushed for 1409 yards and 20 TDs ... As a junior, rushed 240 times for 2391 yards (10.0 average) and 25 TDs ... Recreation, parks, tourism and science (RPTS) major at Texas A&M, with a minor in business ... First name is pronounced "TRAY-vee-ahn."

TRAYVEON WILLIAMS' STATISTICS

YEAR	TEAM	G-S	RUSHING					RECEIVING					SCORING					
			ATT	YDS	AVG	LG	TD	NO	YDS	AVG	LG	TD	TD	TD-R	TD-P	TD-Rt	2-Ptc	PTS
2019	Cincinnati	11-0	0	0	—	—	0	0	0	—	—	0	—	—	—	—	—	—
2020	Cincinnati	10-0	26	157	6.0	55	0	5	30	6.0	13	0	—	—	—	—	—	
2021	Cincinnati	5-0	15	51	3.4	10	0	1	4	4.0	4	0	—	—	—	—	—	
2022	Cincinnati	8-0	6	30	5.0	16	0	2	30	15.0	24	0	—	—	—	—	—	
2023	Cincinnati	17-0	15	69	4.6	15	0	7	10	1.4	5	0	—	—	—	—	—	
CAREER		51-0	62	307	5.0	55	0	15	74	4.9	24	0	—	—	—	—	—	

YEAR	TEAM	SPECIAL TEAMS					KICKOFF RETURNS					PUNT RETURNS									
		ST	AT	TT	FF	FR-YDS	BP	BFG	BXP	NO	YDS	AVG	FC	LG	TD	NO	YDS	AVG	FC	LG	TD
2021	Cincinnati	1	1	2	0	0-0	0	0	0	0	0	—	0	—	0	—	—	—	—	—	—
2022	Cincinnati	5	2	7	0	0-0	0	0	0	16	356	22.3	0	42	0	—	—	—	—	—	
2023	Cincinnati	3	0	3	0	0-0	0	0	0	12	290	24.2	0	46	0	—	—	—	—	—	
CAREER		9	3	12	0	0-0	0	0	0	28	646	23.1	0	46	0	—	—	—	—	—	

RUSHING SINGLE-GAME HIGHS: ATTEMPTS—12 (12-13-20 vs. Dallas). YARDS—74 (1-3-21 vs. Baltimore). LONG—55 (1-3-21 vs. Baltimore). TOUCHDOWNS—(none).

RECEIVING SINGLE-GAME HIGHS: RECEPTIONS—3 (12-13-20 vs. Dallas). YARDS—24 (11-27-22 at Tennessee). LONG—24 (11-27-22 at Tennessee). TOUCHDOWNS—(none).

KICKOFF RETURN SINGLE-GAME HIGHS: RETURNS—5 (11-20-22 at Pittsburgh). YARDS—124 (11-20-22 at Pittsburgh). LONG—46 (11-26-23 vs. Pittsburgh). TOUCHDOWNS—(none).

POSTSEASON

YEAR	TEAM	G-S	RUSHING					RECEIVING					SCORING					
			ATT	YDS	AVG	LG	TD	NO	YDS	AVG	LG	TD	TD	TD-R	TD-P	TD-Rt	2-Ptc	PTS
2021	Cincinnati	0-0	DID NOT PLAY*					DID NOT PLAY*					DID NOT PLAY*					
2022	Cincinnati	3-0	0	0	—	—	0	—	—	—	—	—	—	—	—	—	—	—
CAREER		0-0	0	0	—	—	0	—	—	—	—	—	—	—	—	—	—	—

YEAR	TEAM	SPECIAL TEAMS					KICKOFF RETURNS					PUNT RETURNS								
		ST	AT	TT	FF	FR-YDS	BP	BFG	BXP	NO	YDS	AVG	FC	LG	TD	NO	YDS	AVG	FC	LG
2022	Cincinnati	1	0	1	0	0-0	0	0	0	4	93	23.3	0	29	0	—	—	—	—	—
CAREER		1	0	1	0	0-0	0	0	0	4	93	23.3	0	29	0	—	—	—	—	—

* NOTE: Williams was inactive for three postseason games and active/DNP for one postseason game with Cincinnati in 2021.

2023 GAME-BY-GAME

DATE	OPPONENT	RUSHING					RECEIVING				
		ATT	YDS	AVG	LG	TD	NO	YDS	AVG	LG	TD
9-10	at Cleveland	2	7	3.5	5	0	0	0	—	—	0
9-17	BALTIMORE	0	0	—	—	0	2	4	2.0	3	0
9-25	L.A. RAMS	1	4	4.0	4	0	0	0	—	—	0
10-1	at Tennessee	1	4	4.0	4	0	0	0	—	—	0
10-8	at Arizona	1	5	5.0	5	0	0	0	—	—	0
10-15	SEATTLE	0	0	—	—	0	2	3	1.5	5	0
10-22	— BYE —										
10-29	at San Francisco	2	6	3.0	7	0	0	0	—	—	0
11-5	BUFFALO	3	13	4.3	7	0	0	0	—	—	0
11-12	HOUSTON	0	0	—	—	0	1	2	2.0	2	0
11-16	at Baltimore	2	20	10.0	15	0	0	0	—	—	0
11-26	PITTSBURGH	0	0	—	—	0	0	0	—	—	0
12-4	at Jacksonville	0	0	—	—	0	0	0	—	—	0
12-10	INDIANAPOLIS	0	0	—	—	0	1	-1	-1.0	-1	0
12-16	MINNESOTA	1	10	10.0	10	0	1	2	2.0	2	0
12-23	at Pittsburgh	0	0	—	—	0	0	0	—	—	0
12-31	at Kansas City	1	2	2.0	2	0	0	0	—	—	0
1-7	CLEVELAND	1	-2	-2.0	-2	0	0	0	—	—	0
TOTALS		15	69	4.6	15	0	7	10	1.4	5	0

DATE	OPPONENT	SPECIAL TEAMS								KICKOFF RETURNS					PUNT RETURNS						
		ST	AT	TT	FF	FR-YDS	BP	BFG	BXP	NO	YDS	AVG	FC	LG	TD	NO	YDS	AVG	FC	LG	TD
9-10	at Cleveland	0	0	0	0	0-0	0	0	0	0	0	—	0	—	0	—	—	—	—	—	—
9-17	BALTIMORE	0	0	0	0	0-0	0	0	0	0	0	—	0	—	0	—	—	—	—	—	—
9-25	L.A. RAMS	0	0	0	0	0-0	0	0	0	0	0	—	0	—	0	—	—	—	—	—	—
10-1	at Tennessee	1	0	1	0	0-0	0	0	0	1	25	25.0	0	25	0	—	—	—	—	—	—
10-8	at Arizona	0	0	0	0	0-0	0	0	0	0	0	—	0	—	0	—	—	—	—	—	—
10-15	SEATTLE	1	0	1	0	0-0	0	0	0	1	27	27.0	0	27	0	—	—	—	—	—	—
10-22	— BYE —																				
10-29	at San Francisco	0	0	0	0	0-0	0	0	0	2	53	26.5	0	41	0	—	—	—	—	—	—
11-5	BUFFALO	0	0	0	0	0-0	0	0	0	3	61	20.3	0	24	0	—	—	—	—	—	—
11-12	HOUSTON	0	0	0	0	0-0	0	0	0	1	17	17.0	0	17	0	—	—	—	—	—	—
11-16	at Baltimore	0	0	0	0	0-0	0	0	0	0	0	—	0	—	0	—	—	—	—	—	—
11-26	PITTSBURGH	0	0	0	0	0-0	0	0	0	2	66	33.0	0	46	0	—	—	—	—	—	—
12-4	at Jacksonville	0	0	0	0	0-0	0	0	0	2	41	20.5	0	21	0	—	—	—	—	—	—
12-10	INDIANAPOLIS	0	0	0	0	0-0	0	0	0	0	0	—	0	—	0	—	—	—	—	—	—
12-16	MINNESOTA	1	0	1	0	0-0	0	0	0	0	0	—	0	—	0	—	—	—	—	—	—
12-23	at Pittsburgh	0	0	0	0	0-0	0	0	0	0	0	—	0	—	0	—	—	—	—	—	—
12-31	at Kansas City	0	0	0	0	0-0	0	0	0	0	0	—	0	—	0	—	—	—	—	—	—
1-7	CLEVELAND	0	0	0	0	0-0	0	0	0	0	0	—	0	—	0	—	—	—	—	—	—
TOTALS		3	0	3	0	0-0	0	0	0	12	290	24.2	0	46	0	—	—	—	—	—	—



WILSON, LOGAN

LB #55

Height: 6-2
Weight: 245
College: Wyoming
Experience: 5th-year player in 2024

2023 games-starts: 17-17
Career games-starts: 57-47
Born: 7-8-96
Hometown: Casper, Wyo.
Acquired: D3'20

A 2020 third-round pick of the Bengals, Wilson has developed into one of the NFL's top LBs and is a highly productive player on Cincinnati's defense ... His 11 career INTs are the most by any LB since he entered the league ... Has led the Bengals in tackles in each of the past three regular seasons, including a career-high 135 in 2023 ... Also recorded four INTs, four TFLs and nine PDs in 2023 ... One of two NFL players with at least 10 INTs, five sacks and five FFs since start of 2020 season, alongside Minnesota S Harrison Smith ... Wears the "green dot" as player that relays defensive play calls for Cincinnati ... Signed a contract extension in August 2023 and will remain a Bengal through the '27 season ... Known for his speed (4.63-second 40-yard dash at the combine) and coverage ability at LB, and was an all-state selection at both WR and DB in high school (switched to LB early in college career).

Career transactions: Selected by Cincinnati in third round of 2020 NFL Draft (65th overall) ... Signed with Bengals on 7-21-20 ... Signed contract extension with Bengals on 8-5-23.

Pro career: 2020—Played in 12 games as a rookie, with two starts (Games 7 and 9) as a third LB ... Totaled 27 tackles, one sack, two INTs and three PDs ... Also tallied six special teams tackles (fourth on team) ... Made NFL debut on Sept. 13 vs. L.A. Chargers, recording two tackles ... Made season-high five tackles on Sept. 27 at Philadelphia, and recorded first career INT in first quarter, picking off Carson Wentz pass ... Recorded second INT on Oct. 11 at Baltimore, picking off Lamar Jackson at end of first half ... First career sack came on Nov. 1 vs. Tennessee, when he took down QB Ryan Tannehill for 10-yard loss on third down ... Inactive for Games 14-16 (ankle). **2021**—Played and started 13 regular-season games and all four postseason games for AFC Champion Bengals ... Missed Games 13-15 with right shoulder injury suffered Dec. 5 vs. L.A. Chargers, and then missed season finale at Cleveland while Bengals rested starters for playoffs ... Led team in both tackles (98) and INTs (four); his four INTs tied for most among all NFL LBs, and were the most by a Bengals LB in 16 years (Odell Thurman, five in 2005) ... Also had a sack and a FF, along with two tackles on special teams ... First season as the "green dot" communicator on defense ... Helped Cincinnati rank fifth leaguewide in rushing defense (102.5 yards per game) during regular season ... Intercepted QB Justin Fields late in fourth quarter on Sept. 19 at Chicago, leading to Bengals TD on next play ... Posted first career multi-INT game on Sept. 26 at Pittsburgh, picking off Ben Roethlisberger in Steelers territory both times and setting up two Bengals TD drives; also had 14 tackles against Pittsburgh ... In four-game postseason run, he played all 274 possible defensive snaps, led the team in tackles in each game and posted an NFL-best 39 tackles, the most in a single postseason since Baltimore's Ray Lewis (51) in 2012 ... In Divisional Playoff at Tennessee, he intercepted a Ryan Tannehill pass with 28 seconds remaining, setting up game-winning FG three plays later ... Also contributed to two-yard TFL on RB Derrick Henry on fourth-and-one earlier in fourth quarter ... Posted nine tackles (three for losses) and a PD in Super Bowl LVI vs. L.A. Rams. **2022**—Started 15 regular-season games and all three postseason games ... Inactive for Game 7 vs.

Atlanta due to shoulder injury ... Led Bengals with 123 tackles (83 solos) ... Recorded 2.5 sacks, three TFLs, four PDs, one INT and one FF ... Helped Bengals rank sixth leaguewide in points allowed per game (20.1), and seventh in rushing defense (106.6 yards per game) ... Grabbed lone INT of season on Sept. 25 at the N.Y. Jets, picking off QB Joe Flacco and returning it 41 yards to set up Bengals FG drive in second quarter ... Tallied career-high 17 tackles (14 solos) on Dec. 11 vs. Cleveland, with a half sack of QB Deshaun Watson to force Browns punt ... On Dec. 18 at Tampa Bay, posted 15 tackles, including nine-yard sack of Tom Brady that led to fumble recovered by Bengals ... Registered team-high 23 tackles (15 solos) in postseason ... In Wild Card Playoff vs. Baltimore, logged game-high 10 tackles, and forced a fumble from QB Tyler Huntley at Bengals' goal line in the fourth quarter, leading to DE Sam Hubbard's 98-yard fumble return TD. **2023**—Started all 17 games at LB ... Played 1068 of a possible 1095 defensive snaps (97.5 percent; second most on team) ... Recorded career-high 135 tackles (78 solos), with one sack and five TFLs ... Also had nine PDs, four INTs and three FFs ... INT total tied for team lead and tied for seventh in NFL ... Posted at least 10 tackles in six games ... Had two INTs on Sept. 25 vs. L.A. Rams, with second occurring at Bengals' 22-yard line to prevent scoring threat and set up Cincinnati FG drive in third quarter ... On Oct. 29 at San Francisco, tallied 10 tackles and picked off QB Brock Purdy in fourth quarter; returned INT 16 yards to inside 49ers' red zone, leading to Bengals TD on following play ... On Nov. 12 vs. Houston, forced a C.J. Stroud fumble while splitting a sack with DE Trey Hendrickson (Bengals recovered) ... Tied for team lead with 10 tackles on Dec. 10 vs. Indianapolis, and helped limit Colts to 46 rushing yards ... Recorded fourth INT of season in finale on Jan. 7 vs. Cleveland, and returned it 26 yards to set up Bengals FG drive.

College: Spent five seasons (2015-19) at the University of Wyoming, with a redshirt year in '15 ... Started all 52 possible games in his career, and was voted by teammates as a team captain for each of final three seasons ... Totaled 421 career tackles (fourth in Mountain West Conference history), including 35 TFLs and seven sacks, with 17 pass breakups, 10 INTs (two pick-sixes), four FFs and four FRs (two returned for TDs) ... Topped 100 tackles in each of final three seasons ... Four-time Academic All-Mountain West selection.


High school/personal: Hometown is Casper, Wyo. ... Attended Natrona County High School in Casper, where he was a Wyoming Coaches Association Class 4A all-state selection as a WR and DB his final two seasons, as a punter his final three seasons, and as a K his junior season ... As a senior, caught 29 passes for 493 yards and seven TDs at WR, had six INTs as a DB, and averaged 43.7 yards on 27 punts ... Helped team to undefeated seasons and 4A state titles as both a sophomore and senior ... Kinesiology and health promotion major at Wyoming ... Recipient of Bengals' 2022 Ed Block Courage Award, which honors players who symbolize professionalism, strength and dedication while also serving as role models in the community ... He and his wife, Morgan, welcomed their first daughter in March, 2024.

LOGAN WILSON'S STATISTICS

YEAR	TEAM	G-S	DEFENSE							INTERCEPTIONS					SCORING					
			ST	AT	TT	SKS-YDS	PD	FF	FR-YDS	NO	YDS	AVG	LG	TD	TD-INT	TD-FRRt	S	PTS		
2020	Cincinnati	12-2	19	8	27	1-10	3	0	0-0	2	0	0.0	0	0	—	—	—	—		
2021	Cincinnati	13-13	55	43	98	1-2	4	1	0-0	4	31	7.8	18	0	—	—	—	—		
2022	Cincinnati	15-15	83	40	123	2.5-9.5	4	1	0-0	1	41	41.0	41	0	—	—	—	—		
2023	Cincinnati	17-17	78	57	135	1-0	9	3	0-0	4	42	10.5	26	0	—	—	—	—		
CAREER		57-47	235	148	383	5.5-21.5	20	5	0-0	11	114	10.4	41	0	—	—	—	—		
YEAR	TEAM	SPECIAL TEAMS							KICKOFF RETURNS					PUNT RETURNS						
		ST	AT	TT	FF	FR-YDS	BP	BFG	BXP	NO	YDS	AVG	FC	LG	TD	NO	YDS	AVG	FC	LG
2020	Cincinnati	4	2	6	0	0-0	0	0	0	—	—	—	—	—	—	—	—	—	—	—
2021	Cincinnati	2	0	2	0	0-0	0	0	0	—	—	—	—	—	—	—	—	—	—	—
CAREER		6	2	8	0	0-0	0	0	0	—	—	—	—	—	—	—	—	—	—	—

POSTSEASON																			
YEAR	TEAM	G-S	DEFENSE							INTERCEPTIONS					SCORING				
			ST	AT	TT	SKS-YDS	PD	FF	FR-YDS	NO	YDS	AVG	LG	TD	TD	TD-IntRt	TD-FRRt	S	PTS
2021	Cincinnati	4-4	26	13	39	0-0	3	0	0-0	1	0	0.0	0	0	—	—	—	—	
2022	Cincinnati	3-3	15	8	23	0-0	0	1	0-0	0	0	—	—	0	—	—	—	—	
CAREER		7-7	41	21	62	0-0	3	1	0-0	1	0	0.0	0	0	—	—	—	—	

2023 GAME-BY-GAME																	
DATE	OPPONENT	DEFENSE									INTERCEPTIONS						
		ST	AT	TT	SKS-YDS	INT-YDS	PD	FF	FR-YDS	NO	YDS	AVG	LG	TD			
9-10	at Cleveland	6	2	8	0-0	0-0	0	0	0-0	0	0	—	—	0			
9-17	BALTIMORE	7	3	10	0-0	0-0	0	0	0-0	0	0	—	—	0			
9-25	L.A. RAMS	3	1	4	0-0	2-0	2	0	0-0	2	0	0.0	0	0			
10-1	at Tennessee	3	1	4	0-0	0-0	0	0	0-0	0	0	—	—	0			
10-8	at Arizona	4	5	9	0-0	0-0	1	0	0-0	0	0	—	—	0			
10-15	SEATTLE	8	3	11	0.5-0	0-0	0	0	0-0	0	0	—	—	0			
10-22	— BYE —																
10-29	at San Francisco	9	2	11	0-0	1-16	2	0	0-0	1	16	16.0	16	0			
11-5	BUFFALO	4	4	8	0-0	0-0	0	0	0-0	0	0	—	—	0			
11-12	HOUSTON	2	3	5	0.5-0	0-0	1	1	0-0	0	0	—	—	0			
11-16	at Baltimore	6	3	9	0-0	0-0	0	1	0-0	0	0	—	—	0			
11-26	PITTSBURGH	6	4	10	0-0	0-0	0	0	0-0	0	0	—	—	0			
12-4	at Jacksonville	5	3	8	0-0	0-0	0	1	0-0	0	0	—	—	0			
12-10	INDIANAPOLIS	4	6	10	0-0	0-0	1	0	0-0	0	0	—	—	0			
12-16	MINNESOTA	4	3	7	0-0	0-0	0	0	0-0	0	0	—	—	0			
12-23	at Pittsburgh	3	8	11	0-0	0-0	1	0	0-0	0	0	—	—	0			
12-31	at Kansas City	2	3	5	0-0	0-0	0	0	0-0	0	0	—	—	0			
1-7	CLEVELAND	2	3	5	0-0	1-26	1	0	0-0	1	26	26.0	26	0			
TOTALS		78	57	135	1-0	4-42	9	3	0-0	4	42	10.5	26	0			



WOODSIDE, LOGAN

QB #11

Height: 6-1
Weight: 213
College: Toledo
Experience: 5th-year player in 2024

2023 games-starts: 1-0 (Atl.)
Career games-starts: 13-0
Born: 1-27-95
Hometown: Frankfort, Ky.
Acquired: UFA(Atl.)'24

Was seventh-round draft pick of Bengals in 2018, and returns to Cincinnati after signing as an UFA in April ... Has played in 13 regular-season games as reserve QB for Tennessee (2020-21) and Atlanta ('22-23) ... Has completed four of seven passes for 34 yards and an INT, while rushing for 18 yards on 10 attempts ... Also played for San Antonio Commanders of Alliance of American Football in 2019, and in seven games in AAF he went 112-for-192 for 1353 yards and seven TDs with seven INTs ... A native of Frankfort, Ky., who had record-breaking collegiate career at Toledo ... Named Mid-American Conference Offensive Player of the Year in 2017; finished Toledo career holding school records for passing yards (10,514), TD passes (93) and passer rating (162.9).

Career transactions: Selected by Cincinnati in seventh round of NFL Draft (249th overall) on 4-28-18 ... Signed with Bengals on 5-11-18 ... Waived by Bengals on 9-1-18 ... Signed to Tennessee practice squad on 9-3-18 ... Released from Titans practice squad on 9-25-18 ... Suspended by NFL commissioner on 10-6-18 ... NFL suspension lifted on 10-16-18 ... Signed with Tennessee as free agent on 4-8-19 ... Waived by Titans on 8-31-19 ... Signed to Titans practice squad on 9-1-19 ... Signed to Titans roster (Reserve/Future) on 1-20-20 ... Contract with Titans was renegotiated on 3-8-22 ... Waived by Titans on 8-30-22 ... Signed to Titans practice squad on 8-31-22 ... Signed to Atlanta roster on 12-10-22 ... Falcons contract expired on 3-13-24; became unrestricted free agent ... Signed with Cincinnati as unrestricted free agent on 4-23-24.

Pro career: 2018—Spent offseason and training camp with Cincinnati, before being waived at final cuts ... Spent first three weeks of regular season on Tennessee's practice squad ... Was not on an NFL active roster ... Selected by San Antonio Commanders in third round of the Alliance of American Football (AAF) Draft in November ... Played in seven games for San Antonio during the 2019 AAF season (played in spring), completing 112 of 192 passes (58.3 percent) for 1353 yards and seven TDs with seven INTs ... Also had 25 rushing attempts for 43 yards. **2019**—Did not play ... Spent season on Tennessee's Practice Squad/Injured list. **2020**—Played in six games for Tennessee as a

reserve QB ... Active/DNP in 10 regular-season games and one postseason contest ... Completed one of three passes for seven yards ... Rushed seven times for 10 yards ... Made NFL debut on Nov. 12 vs. Indianapolis, taking six snaps late in the fourth quarter ... Completed first career passing attempt on Nov. 22 at Baltimore, hitting WR Nick Westbrook-Ikhine for a seven-yard gain on a fake punt in the second quarter. **2021**—Played in five games for Tennessee as a reserve QB ... Active/DNP in 11 games ... Spent one game (Game 12) on Reserve/COVID-19 list ... Did not record any statistics. **2022**—Waived by Tennessee at final cuts, then signed to Titans' practice squad, where he spent first 12 games of season ... Signed to Atlanta's active roster on Dec. 10 ... Saw action in one game for Atlanta, taking four snaps in season finale on Jan. 8 vs. Tampa Bay (no stats)... Active/DNP in three games with Atlanta. **2023**—Played in one game for Atlanta ... Inactive for 16 games ... Took 10 snaps in fourth quarter of regular-season finale on Jan. 7 at New Orleans, and completed three of four passes for 27 yards with an INT ... Also rushed one time for six yards.

College: Spent five years (2013-17) at Toledo, including redshirt season in '15 ... Played 43 games with 38 starts ... Finished career with program records for passing yards (10,514), TD passes (93), passer rating (162.9) and 300-yard passing games (17) ... Steered Toledo to 29-9 record as a starter ... Also rushed for 88 yards and four TDs on 146 attempts ... Named Mid-American Conference Offensive Player of the Year and first-team All-MAC as a senior in 2017, when he led the conference in completion percentage (64.2), passing yards (3882) and TD passes (28) ... First-team All-MAC choice as a junior in 2017, when he led the nation and set a school single-season record with 45 TD passes.

High school/personal: Hometown is Frankfort, Ky. (approximately 80 miles south of Cincinnati) ... Attended Frankfort County High School, where he earned first-team all-state honors as a senior in 2012 ... That year, he passed for 2951 yards and a school-record 41 TDs, and led his team to a 12-1 record ... Also rushed for 428 yards and nine TDs, and contributed on defense with five INTs ... Graduated from Toledo in 2016 with a degree in marketing.

LOGAN WOODSIDE'S STATISTICS

YEAR	TEAM	G-S	PASSING												
			ATT	CMP	CMP%	YDS	YDS/ATT	TD	TD%	INT	INT%	LG	SKD-YDS	RAT	
2018	Tennessee	0-0													
2019	Tennessee	0-0													
2020	Tennessee	6-0	3	1	33.3	7	2.33	0	0.0	0	0.0	7	0-0	42.4	
2021	Tennessee	5-0	0	0	—	0	—	0	—	0	—	—	0-0	—	
2022	Tennessee	0-0													
	Atlanta	1-0	0	0	—	0	—	0	—	0	—	—	0-0	—	
2023	Atlanta	1-0	4	3	75.0	27	6.75	0	0.0	1	25.0	12	1-7	53.1	
TENN. TOTALS		11-0	3	1	33.3	7	2.33	0	0.0	0	0.0	7	0-0	42.4	
ATL. TOTALS		2-0	4	3	75.0	27	6.75	0	0.0	1	25.0	12	1-7	53.1	
CAREER		13-0	7	4	57.1	34	4.86	0	0.0	1	14.3	12	1-7	30.4	

YEAR	TEAM	RUSHING					RECEIVING					SCORING					
		ATT	YDS	AVG	LG	TD	NO	YDS	AVG	LG	TD	TD	TD-R	TD-P	TD-Rt	2-Ptc	PTS
2020	Tennessee	7	10	1.4	18	0	—	—	—	—	—	—	—	—	—	—	—
2021	Tennessee	6	-6	-1.0	-1	0	—	—	—	—	—	—	—	—	—	—	
2022	Tennessee																
	Atlanta	0	0	—	—	0	—	—	—	—	—	—	—	—	—	—	
2023	Atlanta	1	6	6.0	6	0	—	—	—	—	—	—	—	—	—	—	
TENN. TOTALS		13	4	0.3	18	0	—	—	—	—	—	—	—	—	—	—	
ATL. TOTALS		1	6	6.0	6	0	—	—	—	—	—	—	—	—	—	—	
CAREER		14	10	0.7	18	0	—	—	—	—	—	—	—	—	—	—	

POSTSEASON

YEAR	TEAM	G-S	PASSING											
			ATT	CMP	CMP%	YDS	YDS/ATT	TD	TD%	INT	INT%	LG	SKD-YDS	RAT
2019	Tennessee	0-0												
2020	Tennessee	0-0												
2021	Tennessee	0-0												
CAREER		0-0	0	0	—	0	—	0	—	0	—	—	0-0	—

* NOTE: Woodside was on the practice squad for three regular-season games with Tennessee in 2018. In 2019 with Tennessee, he was on the practice squad for 16 regular-season games and three postseason games. In 2020 for Tennessee, he was active/DNP for one postseason game. In 2021 for Tennessee, he was active/DNP for one postseason game.



**QUARTERBACK
JAKE BROWNING**



PETER AIKEN / AP

2023 REVIEW



2023 STANDINGS

AMERICAN FOOTBALL CONFERENCE							NATIONAL FOOTBALL CONFERENCE						
EAST DIVISION							EAST DIVISION						
W	L	T	PCT.	PF	PA		W	L	T	PCT.	PF	PA	
Buffalo Bills	11	6	0	.647	451	311	Dallas Cowboys	12	5	0	.706	509	315
*-Miami Dolphins	11	6	0	.647	496	391	*-Philadelphia Eagles	11	6	0	.647	433	428
New York Jets	7	10	0	.412	268	355	New York Giants	6	11	0	.353	266	407
New England Patriots	4	13	0	.235	236	366	Washington Commanders	4	13	0	.235	329	518
NORTH DIVISION							NORTH DIVISION						
W	L	T	PCT.	PF	PA		W	L	T	PCT.	PF	PA	
#-Baltimore Ravens	13	4	0	.765	483	280	Detroit Lions	12	5	0	.706	461	395
*-Cleveland Browns	11	6	0	.647	396	362	*-Green Bay Packers	9	8	0	.529	383	350
*-Pittsburgh Steelers	10	7	0	.588	304	324	Minnesota Vikings	7	10	0	.412	344	362
Cincinnati Bengals	9	8	0	.529	366	384	Chicago Bears	7	10	0	.412	360	379
SOUTH DIVISION							SOUTH DIVISION						
W	L	T	PCT.	PF	PA		W	L	T	PCT.	PF	PA	
Houston Texans	10	7	0	.588	377	353	Tampa Bay Buccaneers	9	8	0	.529	348	325
Jacksonville Jaguars	9	8	0	.529	377	371	New Orleans Saints	9	8	0	.529	402	327
Indianapolis Colts	9	8	0	.529	396	415	Atlanta Falcons	7	10	0	.412	321	373
Tennessee Titans	6	11	0	.353	305	367	Carolina Panthers	2	15	0	.118	236	416
WEST DIVISION							WEST DIVISION						
W	L	T	PCT.	PF	PA		W	L	T	PCT.	PF	PA	
Kansas City Chiefs	11	6	0	.647	371	294	#-San Francisco 49ers	12	5	0	.706	491	298
Las Vegas Raiders	8	9	0	.471	332	331	*-Los Angeles Rams	10	7	0	.588	404	377
Denver Broncos	8	9	0	.471	357	413	Seattle Seahawks	9	8	0	.529	364	402
Los Angeles Chargers	5	12	0	.294	346	398	Arizona Cardinals	4	13	0	.235	330	455

*-Wild Card qualifier; #-Clinched home-field advantage throughout playoffs.

NOTES:

- Buffalo finished ahead of Miami based on records in head-to-head meetings (Bills 2-0 vs. Dolphins 0-2).
- Jacksonville finished ahead of Indianapolis based on records in head-to-head meetings (Jaguars 2-0 vs. Colts 0-2).
- Las Vegas finished ahead of Denver based on records in head-to-head meetings (Raiders 2-0 vs. Broncos 0-2).
- Minnesota finished ahead of Chicago based on records in common games (Vikings 5-7 vs. Bears 4-8).
- Tampa Bay finished ahead of New Orleans based on records in common games (Buccaneers 8-4 vs. Saints 6-6).
- Buffalo was seeded ahead of Kansas City based on records in head-to-head meeting (Bills 1-0 vs. Chiefs 0-1).
- Cleveland was seeded ahead of Miami based on conference records (Browns 8-4 vs. Dolphins 7-5).
- San Francisco was seeded ahead of Dallas and Detroit based on records in conference (49ers 10-2 vs. Cowboys 9-3 and Lions 8-4).
- Dallas was seeded ahead of Detroit based on records in head-to-head meeting (Cowboys 1-0 vs. Lions 0-1).

PLAYOFF SEEDINGS:

AFC	NFC
1. Baltimore	1. San Francisco
2. Buffalo	2. Dallas
3. Kansas City	3. Detroit
4. Houston	4. Tampa Bay
5. Cleveland	5. Philadelphia
6. Miami	6. L.A. Rams
7. Pittsburgh	7. Green Bay

POSTSEASON AT A GLANCE

Home team in CAPS.

AFC Wild Card Playoff Games

HOUSTON 45, Cleveland 14
 KANSAS CITY 26, Miami 7
 BUFFALO 31, Pittsburgh 17

AFC Divisional Playoff Games

BALTIMORE 34, Houston 10
 Kansas City 27, BUFFALO 24

AFC Championship Game

Kansas City 17, BALTIMORE 10

NFC Wild Card Playoff Games

Green Bay 48, DALLAS 32
 DETROIT 24, L.A. Rams 23
 TAMPA BAY 32, Philadelphia 9

NFC Divisional Playoff Games

SAN FRANCISCO 24, Green Bay 21
 DETROIT 31, Tampa Bay 23

NFC Championship Game

SAN FRANCISCO 34, Detroit 31

Super Bowl LVII at Allegiant Stadium, Las Vegas, Nev.

KANSAS CITY 25, San Francisco 22

2023 STATISTICS

RECORD: 9-8

DATE	W-L	SCORE	OPPONENT	ATTENDANCE
9-10-23	L	3-24	at Cleveland	67,919
9-17-23	L	24-27	BALTIMORE	66,015
9-25-23	W	19-16	L.A. RAMS	65,158
10-1-23	L	3-27	at Tennessee	68,951
10-8-23	W	34-20	at Arizona	62,651
10-15-23	W	17-13	SEATTLE	66,385
10-22-23			— BYE —	
10-29-23	W	31-17	at San Francisco	71,655
11-5-23	W	24-18	BUFFALO	66,965
11-12-23	L	27-30	HOUSTON	66,526
11-16-23	L	20-34	at Baltimore	70,997
11-26-23	L	10-16	PITTSBURGH	65,090
12-4-23	W	34-31 (OT)	at Jacksonville	67,951
12-10-23	W	34-14	INDIANAPOLIS	65,981
12-16-23	W	27-24 (OT)	MINNESOTA	66,376
12-23-23	L	11-34	at Pittsburgh	66,646
12-31-23	L	17-25	at Kansas City	73,565
1-7-24	W	31-14	CLEVELAND	65,865

TEAM STATISTICS		BENGALS	OPPONENTS
TOTAL FIRST DOWNS			
Rushing	329	127
Passing	208	201
Penalty	31	23
3rd Down: Made-Att	82-218	87-213
3rd Down Pct.	37.6	40.8
4th Down: Made-Att	9-20	7-15
4th Down Pct.	45.0	46.7
POSSESSION AVG.	30:30	29:30
TOTAL NET YARDS	5422	6368
Avg. Per Game	318.9	374.6
Total Plays	1048	1055
Avg. Per Play	5.2	6.0
NET YARDS RUSHING	1527	2145
Avg. Per Game	89.8	126.2
Total Rushes	383	456
NET YARDS PASSING	3895	4223
Avg. Per Game	229.1	248.4
Sacked-Yards Lost	50-362	44-257
Gross Yards	4257	4480
Att.-Completions	615-420	555-364
Completion Pct.	68.3	65.6
Had Intercepted	17	17
PUNTS-AVG.	76-44.3	67-46.5
Net Punting Avg.	76-40.2	67-40.2
PENALTIES-YARDS	76-614	92-784
FUMBLES-BALLS LOST	10-2	18-9
TOUCHDOWNS	41	41
Rushing	12	17
Passing	27	23
Returns	2	1

SCORE BY PERIODS						
	1	2	3	4	OT	PTS
BENGALS	85	96	82	97	6 366
OPPONENTS	69	131	85	99	0 384

SCORING								
	TD	TD-R	TD-P	TD-R	K-PAT	FG	S	PTS
Evan McPherson	0	0	0	0	40-40	26-31	0 118
Joe Mixon	12	9	3	0	—	—	0 74
Ja'Marr Chase	7	0	7	0	—	—	0 42
Tee Higgins	5	0	5	0	—	—	0 30
Andreï Iosivas	4	0	4	0	—	—	0 24
Jake Browning	3	3	0	0	—	—	0 18
Tyler Boyd	2	0	2	0	—	—	0 12
Drew Sample	2	0	2	0	—	—	0 12
Chase Brown	1	0	1	0	—	—	0 6
Tanner Hudson	1	0	1	0	—	—	0 6
Trenton Irwin	1	0	1	0	—	—	0 6
Charlie Jones	1	0	0	1	—	—	0 6
Irv Smith Jr.	1	0	1	0	—	—	0 6
Cam Taylor-Britt	1	0	0	1	—	—	0 6
BENGALS	41	12	27	2	40-40	26-31	0 366
OPPONENTS	41	17	23	1	36-38	32-35	0 384

Two-point conversions: Joe Mixon 1. BENGALS 1-1 (0-0 R, 1-1 P), OPPONENTS 3-3 (1-1 R, 2-2 P).

Sacks-yards: Trey Hendrickson 17.5-121.5, Sam Hubbard 6-38, B.J. Hill 4.5-27, Myles Murphy 3-10, Jordan Battle 2-12, Germaine Pratt 2-11.5, Mike Hilton 2-2, Dax Hill 1.5-12, Cam Sample 1.5-9, DJ Reader 1-9, DJ Turner II 1-5, Joseph Ossai 1-0, Logan Wilson 1-0. BENGALS 44-257, OPPONENTS 50-362.

Fumbles-lost: Jake Browning 3-0, Joe Burrow 2-1, Trenton Irwin 2-0, Irv Smith Jr. 1-1, Chase Brown 1-0, Ja'Marr Chase 1-0. BENGALS 10-2, OPPONENTS 18-9.

RUSHING						
	ATT	YDS	AVG	LG	TD	
Joe Mixon	257	1034	4.0	44	9
Chase Brown	44	179	4.1	31	0
Jake Browning	27	127	4.7	21	3
Joe Burrow	31	88	2.8	20	0
Trayveon Williams	15	69	4.6	15	0
Charlie Jones	2	13	6.5	7	0
Chris Evans	2	12	6.0	7	0
Tyler Boyd	2	11	5.5	6	0
Ja'Marr Chase	3	-6	-2.0	2	0
BENGALS	383	1527	4.0	44	12
OPPONENTS	456	2145	4.7	41	17

RECEIVING						
	REC	YDS	AVG	LG	TD	
Ja'Marr Chase	100	1216	12.2	76l	7
Tyler Boyd	67	667	10.0	64	2
Joe Mixon	52	376	7.2	45	3
Tee Higgins	42	656	15.6	80t	5
Tanner Hudson	39	352	9.0	26	1
Trenton Irwin	25	316	12.6	32t	1
Drew Sample	22	163	7.4	22t	2
Irv Smith Jr.	18	115	6.4	14	1
Andreï Iosivas	15	116	7.7	16	4
Chase Brown	14	156	11.1	54t	1
Mitchell Wilcox	9	56	6.2	12	0
Charlie Jones	7	64	9.1	35	0
Trayveon Williams	7	10	1.4	5	0
Kwamie Lassiter II	1	2	2.0	2	0
Chris Evans	1	-1	-1.0	-1	0
Jake Browning	1	-7	-7.0	-7	0
BENGALS	420	4257	10.1	80t	27
OPPONENTS	364	4480	12.3	86t	23

INTERCEPTIONS						
	NO	YDS	AVG	LG	TD	
Cam Taylor-Britt	4	65	16.3	30	1
Logan Wilson	4	42	10.5	26	0
Dax Hill	2	20	10.0	20	0
Mike Hilton	2	16	8.0	16	0
Germaine Pratt	2	9	4.5	9	0
B.J. Hill	2	0	0.0	0	0
Jordan Battle	1	0	0.0	0	0
BENGALS	17	152	8.9	30	1
OPPONENTS	14	129	9.2	36t	1

PUNTING									
	NO	YDS	AVG	NET	TB	IN-20	LG	BLK	
Brad Robbins	76	3369	44.3	40.3	5	20	62	0
BENGALS	76	3369	44.3	40.3	5	20	62	0
OPPONENTS	67	3117	46.5	40.2	4	25	66	0

PUNT RETURNS							
	NO	FC	YDS	AVG	LG	TD	
Charlie Jones	23	11	248	10.8	81t	1
Trenton Irwin	10	5	98	9.8	28	0
Andreï Iosivas	1	0	0	0.0	0	0
BENGALS	34	16	346	10.2	81t	1
OPPONENTS	29	26	203	7.0	27	0

KICKOFF RETURNS						
	NO	YDS	AVG	LG	TD	
Trayveon Williams	12	290	24.2	46	0
Chase Brown	2	44	22.0	27	0
Chris Evans	2	45	22.5	27	0
Trenton Irwin	1	8	8.0	8	0
BENGALS	17	387	22.8	46	0
OPPONENTS	13	221	17.0	33	0

FIELD GOALS						
	1-19	20-29	30-39	40-49	50+	
Evan McPherson	0-0	5-5	6-6	8-8	7-12
BENGALS	0-0	5-5	6-6	8-8	7-12
OPPONENTS	0-0	6-6	10-11	12-13	4-5

Evan McPherson: (42G, 51WR), (27G), (56WL, 49G, 53G, 48G, 54G, (21G), (40G, 40G), (52G), (50WR, 56G), (20G), (50G, 31G), (50G, 53WL, 26G), (47G), (57CB, 54G, 48G), (32G, 35G), (34G, 29G), (35G), (34G), (45G).

Opponents: (42G, 34G, 43G), (59WR, 44G, 40G), (30G, 23G, 42G), (53G, 35G), (—), (55G, 23G), (36G), (34G), (45G, 22G, 38G), (25G, 47G), (41G, 34G, 33G), (48WR, 40G), (38LU), (39G), (50G, 30G), (54G, 43G, 27G, 24G, 48G, 46G), (—).

DEFENSE*												
	TK	AS	CM	SKS-YDS	INT-YDS	PD	FF	FR-YDS				
Logan Wilson	78	57	135	1-0	4-42	9	3	0-0			
Germaine Pratt	63	55	118	2-11.5	2-9	3	2	0-0			
Dax Hill	72	38	110	1.5-12	2-20	11	0	0-0			
Mike Hilton	64	20	84	2-2	2-16	8	0	1-0			
Jordan Battle	43	26	69	2-12	1-0	5	0	0-0			
Sam Hubbard	38	20	58	6-38	0-0	0	0	2-0			
Chidobe Awuzie	43	14	57	0-0	0-0	6	1	1-0			
Nick Scott	35	21	56	0-0	0-0	0	0	1-0			
B.J. Hill	26	25	51	4.5-27	2-0	5	0	1-0			
Cam Taylor-Britt	40	10	50	0-0	4-65	11	1	0-0			
DJ Turner II	40	10	50	1-5	0-0	7	0	1-28			
Trey Hendrickson	28	15	43	17.5-121.5	0-0	3	3	0-0			
DJ Reader	20	14	34	1-9	0-0	1	0	1-0			
Cam Sample	18	11	29	1.5-9	0-0	1	0	0-0			
Zach Carter	8	15	23	0-0	0-0	1	1	0-0			
Myles Murphy	10	10	20	3-10	0-0	0	0	0-0			
Josh Tupou	8	11	19	0-0	0-0	0	0	0-0			
Akeem Davis-Gaither	10	6	16	0-0	0-0	0	0	0-0			
Jay Tufele	4	7	11	0-0	0-0	0	0	0-0			
Joseph Ossai	6	4	10	1-0	0-0	1	0	0-0			
Markus Bailey	2	1	3	0-0	0-0	0	0	0-0			
Jalen Davis	2	1	3	0-0	0-0	1	0	0-0			
DJ Ivey	1	0	1	0-0	0-0	1	0	0-0			
Joe Bachie	0	1	1	0-0	0-0	0	0	0-0			
Sidney Jones IV	0	1	1	0-0	0-0	0	0	0-0			

SPECIAL TEAMS*												
	TK	AS	CM	FF	FR-YDS	BP	BFG	BXP				
Tycen Anderson	5	3	8	0	0-0	0	0	0	0	0	0
Markus Bailey	4	3	7	0	0-0	0	0	0	0	0	0
Chase Brown	2	3	5	0	0-0	0	0	0	0	0	0
Andreï Iosivas	3	1	4	0	0-0	0	0	0	0	0	0
Mitchell Wilcox	3	1	4	0	0-0	0	0	0	0	0	0
Trayveon Williams	3	0	3	0	0-0	0	0	0	0	0	0
Chris Evans	2	0	2	0	0-0	0	0	0	0	0	0
Devin Harper	2	0	2	0	0-0	0	0	0	0	0	0
DJ Ivey	2	0	2	0	1-0	0	0	0	0	0	0
Jalen Davis	1	1	2	0	0-0	0	0	0	0	0	0
Joe Bachie	0	2	2	0	0-0	0	0	0	0	0	0
Jordan Battle	0	2	2	0	0-0	0	0	0	0	0	0
Cal Adomitis	1	0	1	0	0-0	0	0	0	0	0	0
Shedrick Jackson	1	0	1	0							

2023 GAME-BY-GAME TEAM STATISTICS

OFFENSE

DATE	OPPONENT	YDS	RUSH-YDS	PASS YDS	COMP-ATT	TD-P/INT	SKD-YDS	1D	3D-CONV	F-FL	POSS
Sept. 10	at Cleveland	142	20-75	67	14-32	0/0	2-15	6	2-15	0-0	24:10
Sept. 17	BALTIMORE	282	15-66	216	27-41	2/1	1-6	19	10-15	0-0	26:56
Sept. 25	L.A. RAMS	309	23-67	242	26-49	0/1	2-17	19	5-17	0-0	36:00
Oct. 1	at Tennessee	211	18-72	139	20-30	0/0	3-26	14	2-9	2-1	25:15
Oct. 8	at Arizona	380	30-93	287	36-46	3/1	3-30	27	5-14	1-0	38:10
Oct. 15	SEATTLE	214	15-46	168	24-35	2/1	3-17	15	3-11	0-0	25:59
Oct. 22	— BYE —										
Oct. 29	at San Francisco	400	27-134	266	28-32	3/0	3-17	29	3-8	2-1	31:23
Nov. 5	BUFFALO	397	22-54	343	31-44	2/0	1-5	23	8-15	0-0	36:38
Nov. 12	HOUSTON	380	16-66	314	27-40	2/2	4-33	20	6-14	1-0	2:30
Nov. 16	at Baltimore	272	23-136	136	19-31	2/0	5-33	20	2-11	0-0	29:23
Nov. 26	PITTSBURGH	222	11-25	197	19-26	1/1	4-30	10	2-10	1-0	22:43
Dec. 4	at Jacksonville	491	31-156	335	33-39	1/1	2-12	27	8-14	0-0	34:03
Dec. 10	INDIANAPOLIS	385	32-111	274	19-25	2/1	0-0	19	3-11	0-0	31:52
Dec. 16	MINNESOTA	378	22-80	298	29-42	2/1	5-26	22	6-13	1-0	33:08
Dec. 23	at Pittsburgh	368	16-59	309	28-42	1/3	3-26	17	6-13	1-0	31:49
Dec. 31	at Kansas City	263	32-104	159	19-33	1/0	6-38	20	8-16	0-0	34:17
Jan. 7	CLEVELAND	328	30-183	145	21-28	3/1	3-31	22	3-12	1-0	35:46
TOTALS		5422	383-1527	3895	420-615	27-14	50-362	329	82-218	10-2	30:30

DEFENSE

DATE	OPPONENT	YDS	RUSH-YDS	PASS YDS	COMP-ATT	TD-P/INT	SKD-YDS	1D	3D-CONV	F-FL	POSS
Sept. 10	at Cleveland	350	40-206	144	16-29	1/1	3-10	21	4-14	2-1	35:50
Sept. 17	BALTIMORE	415	37-178	237	24-33	2/0	0-0	26	9-14	0-0	33:04
Sept. 25	L.A. RAMS	292	13-71	221	18-33	1/2	6-48	15	1-11	0-0	24:00
Oct. 1	at Tennessee	400	33-173	227	19-26	2/1	3-15	23	8-13	3-0	34:45
Oct. 8	at Arizona	294	22-142	152	15-32	2/2	3-14	15	4-11	1-1	21:50
Oct. 15	SEATTLE	381	25-87	297	27-41	0/2	4-29	24	5-12	0-0	34:01
Oct. 22	— BYE —										
Oct. 29	at San Francisco	460	23-113	347	22-31	1/2	2-18	24	5-9	1-1	28:37
Nov. 5	BUFFALO	317	16-68	249	26-38	1/1	1-9	21	7-12	1-1	23:22
Nov. 12	HOUSTON	544	34-188	356	23-39	1/1	1-0	28	4-13	2-2	31:30
Nov. 16	at Baltimore	405	31-157	248	16-26	2/0	3-16	22	6-12	1-0	30:37
Nov. 26	PITTSBURGH	421	33-153	268	24-33	0/0	2-10	22	8-17	1-1	37:17
Dec. 4	at Jacksonville	376	25-71	305	31-39	2/0	4-16	23	6-15	3-0	34:12
Dec. 10	INDIANAPOLIS	272	18-46	226	26-39	1/1	3-14	19	3-11	1-1	28:08
Dec. 16	MINNESOTA	424	30-143	281	26-34	2/2	3-22	24	5-12	0-0	33:41
Dec. 23	at Pittsburgh	397	30-113	284	17-27	2/0	1-6	16	7-14	1-0	28:11
Dec. 31	at Kansas City	373	22-132	241	21-29	1/0	2-4	15	3-12	1-1	25:43
Jan. 7	CLEVELAND	244	24-104	140	13-26	2/2	3-26	13	2-11	0-0	24:14
TOTALS		6368	456-2145	4223	364-555	23/17	44-257	351	87-213	18-9	29:30

2023 BEST PERFORMANCES

REGULAR SEASON

RUSHING YARDS

111 — Joe Mixon, Jan. 7 vs. Cleveland
87 — Joe Mixon, Oct. 29 at San Francisco
81 — Joe Mixon, Oct. 8 at Arizona

RUSHING ATTEMPTS

25 — Joe Mixon, Oct. 8 at Arizona
21 — Joe Mixon, Dec. 10 vs. Indianapolis
21 — Joe Mixon, Dec. 31 at Kansas City

LONGEST RUSHES

44 — Joe Mixon, Jan. 7 vs. Cleveland
31 — Chase Brown, Dec. 4 at Jacksonville
27 — Chase Brown, Jan. 7 vs. Cleveland

RECEPTIONS

15 — Ja'Marr Chase, Oct. 8 at Arizona
12 — Ja'Marr Chase, Sept. 25 vs. L.A. Rams
11 — Ja'Marr Chase, Dec. 4 at Jacksonville

RECEIVING YARDS

192 — Ja'Marr Chase, Oct. 8 at Arizona
149 — Ja'Marr Chase, Dec. 4 at Jacksonville
141 — Ja'Marr Chase, Sept. 25 vs. L.A. Rams

PASSING YARDS

354 — Jake Browning, Dec. 4 at Jacksonville
348 — Joe Burrow, Nov. 5 vs. Buffalo
347 — Joe Burrow, Nov. 12 vs. Houston

PASS ATTEMPTS

49 — Joe Burrow, Sept. 25 vs. L.A. Rams
46 — Joe Burrow, Oct. 8 at Arizona
44 — Joe Burrow, Nov. 5 vs. Buffalo

PASS COMPLETIONS

36 — Joe Burrow, Oct. 8 at Arizona
32 — Jake Browning, Dec. 4 at Jacksonville
31 — Joe Burrow, Nov. 5 vs. Buffalo

LONGEST PASSES

80 — Jake Browning to Tee Higgins, Dec. 23 at Pittsburgh (TD)
76 — Jake Browning to Ja'Marr Chase, Dec. 4 at Jacksonville (TD)
64 — (two times)

YARDS FROM SCRIMMAGE

192 — Ja'Marr Chase, Oct. 8 at Arizona (0 rushing, 192 receiving)
149 — Ja'Marr Chase, Dec. 4 at Jacksonville (0 rushing, 149 receiving)
141 — Ja'Marr Chase, Sept. 25 vs. L.A. Rams (0 rushing, 141 receiving)

LONGEST KICKOFF RETURNS

46 — Trayveon Williams, Nov. 26 vs. Pittsburgh
41 — Trayveon Williams, Oct. 29 at San Francisco
27 — (three times)

LONGEST PUNT RETURNS

81 — Charlie Jones, Sept. 17 vs. Baltimore (TD)
28 — Trenton Irwin, Oct. 8 at Arizona
21 — Trenton Irwin, Oct. 8 at Arizona

COMBINED TACKLES AND ASSISTS*

12 — Dax Hill, Sept. 17 vs. Baltimore
12 — Germaine Pratt, Dec. 4 at Jacksonville
11 — (nine times)

TACKLES*

10 — Mike Hilton, Nov. 5 vs. Buffalo
10 — Jordan Battle, Nov. 16 at Baltimore
9 — (three times)

***NOTE:** The defensive statistics above are press box statistics produced at the games.

2023 STARTING LINEUPS

OFFENSE

DATE	OPPONENT	WR	LOT	LG	C	RG	ROT	TE	WR	WR	QB	HB
Sept. 10	at Cleveland	Chase	O.Brown	Volson	Karras	Cappa	J.Williams	I.Smith	Boyd	Higgins	Burrow	Mixon
Sept. 17	BALTIMORE	Chase	O.Brown	Volson	Karras	Cappa	J.Williams	I.Smith	Boyd	Higgins	Burrow	Mixon
Sept. 25	L.A. RAMS	Chase	O.Brown	Volson	Karras	Cappa	J.Williams	D.Sample	Boyd	Higgins	Burrow	Mixon
Oct. 1	at Tennessee	Chase	O.Brown	Volson	Karras	Cappa	J.Williams	D.Sample	Boyd	Higgins	Burrow	Mixon
Oct. 8	at Arizona	Chase	O.Brown	Volson	Karras	Cappa	J.Williams	I.Smith	Boyd	Irwin	Burrow	Mixon
Oct. 15	SEATTLE	Chase	O.Brown	Volson	Karras	Cappa	J.Williams	I.Smith	Boyd	Irwin	Burrow	Mixon
Oct. 22	— BYE —											
Oct. 29	at San Francisco	Chase	O.Brown	Volson	Karras	Cappa	J.Williams	I.Smith	Boyd	Higgins	Burrow	Mixon
Nov. 5	BUFFALO	Chase	O.Brown	Volson	Karras	Cappa	J.Williams	Hudson	Boyd	Higgins	Burrow	Mixon
Nov. 12	HOUSTON	Chase	O.Brown	Volson	Karras	Cappa	J.Williams	D.Sample	Boyd	Irwin	Burrow	Mixon
Nov. 16	at Baltimore	Chase	O.Brown	Volson	Karras	Cappa	J.Williams	D.Sample	Boyd	Irwin	Burrow	Mixon
Nov. 26	PITTSBURGH	Chase	O.Brown	Volson	Karras	Cappa	J.Williams	D.Sample	Wilcox(2ndTE)	Ford(3rdTE)	Browning	Mixon
Dec. 4	at Jacksonville	Chase	O.Brown	Volson	Karras	Cappa	J.Williams	I.Smith	Boyd	Higgins	Browning	Mixon
Dec. 10	INDIANAPOLIS	Chase	O.Brown	Volson	Karras	Cappa	J.Williams	D.Sample	Wilcox(2ndTE)	Higgins	Browning	Mixon
Dec. 16	MINNESOTA	Chase	O.Brown	Volson	Karras	Cappa	J.Williams	D.Sample	Boyd	Higgins	Browning	Mixon
Dec. 23	at Pittsburgh	Irwin	O.Brown	Volson	Karras	Cappa	J.Williams	D.Sample	Boyd	Higgins	Browning	Mixon
Dec. 31	at Kansas City	Chase	O.Brown	Volson	Karras	Cappa	J.Williams	D.Sample	Wilcox(2ndTE)	Higgins	Browning	Mixon
Jan. 7	CLEVELAND	Chase	O.Brown	Volson	Karras	Cappa	J.Williams	D.Sample	Wilcox(2ndTE)	Iosivas	Browning	Mixon

DEFENSE

DATE	OPPONENT	LDE	NT	DT	RDE	LB	LB	NCB	CB	CB	S	S
Sept. 10	at Cleveland	Hubbard	Reader	B.Hill	Hendrickson	Wilson	Pratt	Hilton	Taylor-Britt	Awuzie	Scott	D.Hill
Sept. 17	BALTIMORE	Hubbard	Reader	B.Hill	Hendrickson	Wilson	Pratt	Hilton	Taylor-Britt	Awuzie	Scott	D.Hill
Sept. 25	L.A. RAMS	Hubbard	Reader	B.Hill	Hendrickson	Wilson	Pratt	Hilton	Taylor-Britt	Awuzie	Scott	D.Hill
Oct. 1	at Tennessee	Hubbard	Reader	B.Hill	Hendrickson	Wilson	Pratt	Hilton	Taylor-Britt	Awuzie	Scott	D.Hill
Oct. 8	at Arizona	Hubbard	Reader	B.Hill	Hendrickson	Wilson	Pratt	Hilton	Taylor-Britt	Turner	Scott	D.Hill
Oct. 15	SEATTLE	Hubbard	Reader	B.Hill	Hendrickson	Wilson	Pratt	Hilton	Taylor-Britt	Turner	Scott	D.Hill
Oct. 22	— BYE —											
Oct. 29	at San Francisco	Hubbard	Reader	B.Hill	Hendrickson	Wilson	Pratt	Carter(2ndDT)	Taylor-Britt	Turner	Scott	D.Hill
Nov. 5	BUFFALO	Hubbard	Reader	B.Hill	Hendrickson	Wilson	Pratt	Hilton	Taylor-Britt	Turner	Scott	D.Hill
Nov. 12	HOUSTON	C.Sample	Reader	B.Hill	Hendrickson	Wilson	Pratt	Hilton	Taylor-Britt	Turner	Scott	D.Hill
Nov. 16	at Baltimore	C.Sample	Reader	B.Hill	Hendrickson	Wilson	Pratt	Davis-Gaither(3rdLB)	Taylor-Britt	Turner	Scott	D.Hill
Nov. 26	PITTSBURGH	Hubbard	Reader	B.Hill	Hendrickson	Wilson	Pratt	Hilton	Awuzie	Turner	Battle	D.Hill
Dec. 4	at Jacksonville	Hubbard	Reader	B.Hill	Hendrickson	Wilson	Pratt	Hilton	Awuzie	Turner	Battle	D.Hill
Dec. 10	INDIANAPOLIS	Hubbard	Reader	B.Hill	Hendrickson	Wilson	Pratt	Carter(2ndDT)	Awuzie	Turner	Battle	D.Hill
Dec. 16	MINNESOTA	Hubbard	Reader	B.Hill	Hendrickson	Wilson	Pratt	Hilton	Awuzie	Turner	Battle	D.Hill
Dec. 23	at Pittsburgh	Hubbard	Tupou	B.Hill	Hendrickson	Wilson	Pratt	Carter(2ndDT)	Awuzie	Turner	Battle	D.Hill
Dec. 31	at Kansas City	Hubbard	Carter(2ndDT)	B.Hill	Hendrickson	Wilson	Pratt	Hilton	Taylor-Britt	Awuzie	Battle	D.Hill
Jan. 7	CLEVELAND	Hubbard	Carter(2ndDT)	B.Hill	Hendrickson	Wilson	Pratt	Hilton	Taylor-Britt	Turner	Battle	D.Hill

2023 PARTICIPATION CHART

LEGEND

(NOTE: Position designation indicates start.)

- P** — played as a substitute
- DNP** — did not play
- IL** — inactive list
- PS** — practice squad
- NWT** — not with team
- REX** — roster exemption

- RI** — reserve/injured list
- RPUP** — reserve/physically unable to perform list
- RNFI** — reserve/non-football injury list
- RNF-I** — reserve/non-football illness list
- RSBC** — reserve/suspended by commissioner list
- RSBT** — reserve/suspended by team list

- RF** — reserve/future list
- PSI** — practice squad/injured list
- PSSBC** — practice squad/suspended by commissioner list
- =** — standard elevation from practice squad
- *** — eligible to practice while on a reserve list
- ^** — reserve/injured player designated for return

NAME	1 G-S	2 @Cle.	3 BALT.	4 LAR	5 @Tenn.	6 @Ariz.	7 SEA.	8 @S.F.	9 BUFF.	10 HOU.	11 @Balt.	12 PITT.	13 @Jax.	14 IND.	15 MINN.	16 @Pitt.	17 @K.C.	18 CLE.
Adomitis, Cal	17-0	P	P	P	P	P	P	P	P	P	P	P	P	P	P	P	P	P
Anderson, Tycen	7-0	P	P	P	P	P	P	RI	RI	RI	RI	RI	RI	RI	RI	RI	RI	RI
Awuzie, Chidobe	15-10	CB	CB	CB	IL	P	P	P	P	P	P	CB	CB	CB	CB	CB	CB	IL
Bachie, Joe	16-0	P	P	P	P	P	P	P	P	P	P	P	P	IL	P	P	P	P
Bailey, Markus	17-0	P	P	P	P	P	P	P	P	P	P	P	P	P	P	P	P	P
Battle, Jordan	17-7	P	P	P	P	P	P	P	P	P	S	S	S	S	S	S	S	S
Bell, Travis	0-0	NWT	NWT	NWT	NWT	NWT	NWT	NWT	NWT	NWT	NWT	NWT	NWT	NWT	NWT	IL	IL	IL
Boyd, Tyler	17-13	WR	WR	WR	WR	WR	WR	WR	WR	WR	WR	P	WR	P	WR	WR	P	P
Brown, Chase	12-0	IL	P	P	P	P	RI	RI	RI	RI	P	P	P	P	P	P	P	P
Brown, Orlando, Jr.	17-17	LOT	LOT	LOT	LOT	LOT	LOT	LOT	LOT	LOT	LOT	LOT	LOT	LOT	LOT	LOT	LOT	LOT
Browning, Jake	9-7	P	DNP	DNP	DNP	DNP	DNP	DNP	DNP	DNP	P	OB	OB	OB	OB	OB	OB	OB
Burrow, Joe	10-10	QB	QB	QB	QB	QB	QB	QB	QB	QB	RI	RI	RI	RI	RI	RI	RI	RI
Cappa, Alex	17-17	RG	RG	RG	RG	RG	RG	RG	RG	RG	RG	RG	RG	RG	RG	RG	RG	RG
Carman, Jackson	2-0	IL	IL	IL	DNP	P	IL	DNP	IL	IL	DNP	DNP	DNP	IL	DNP	DNP	DNP	P
Carter, Zach	17-5	P	P	P	P	P	2ndDT	P	P	P	P	P	P	2ndDT	P	2ndDT	2ndDT	2ndDT
Chase, Ja'Marr	16-16	WR	WR	WR	WR	WR	WR	WR	WR	WR	WR	WR	WR	WR	WR	WR	WR	WR
Cochran, Devin	0-0	RI	RI	RI	RI	RI	RI	RI	RI	RI	RI	RI	RI	RI	RI	RI	RI	RI
Collins, La'el	0-0	RPUP	NWT	NWT	NWT	NWT	NWT	NWT	NWT	NWT	NWT	NWT	NWT	NWT	NWT	NWT	NWT	NWT
Davis, Dominique	0-0	PS	PS	PS	PS	PS	PS	PS	PS	PS	PS	PS	PS	PS	PS	DNP	PS	PS
Davis, Jalen	16-0	P	P	P	P	P	P	P	P	P	P	P	P	P	P	P	IL	P
Davis-Gaither, Akeem	13-1	P	P	IL	IL	IL	IL	P	P	P	3rdLB	P	P	P	P	P	P	P
Evans, Chris	8-0	P	IL	IL	P	P	P	P	P	P	P	IL	IL	IL	IL	IL	IL	IL
Felton, Demetric, Jr.	0-0	PS	PS	PS	PS	PS	PS	PS	PS	PS	PS	PS	PS	PS	PS	PS	PS	PS
Ford, Cody	17-1	P	P	P	P	P	P	P	P	P	3rdTE	P	P	P	P	P	P	P
Gentry, Zach	0-0	PS	PS	PS	PS	PS	PS	PS	PS	PS	PS	PS	PS	PS	PS	PS	NWT	NWT
George, Allan	0-0	PS	PS	PS	PS	PS	PS	PS	PS	PS	PS	PS	PS	PS	PS	PS	PS	PS
Gilliam, Nate	0-0	PS	PS	PS	PS	PS	PS	PS	PS	PS	PS	PS	PS	PS	PS	PS	PS	PS
Grier, Will	0-0	PS	PS	NWT	NWT	NWT	NWT	NWT	NWT	NWT	NWT	NWT	NWT	NWT	NWT	NWT	NWT	NWT
Gunter, Jeff	0-0	PS	PS	PS	PS	PS	PS	PS	PS	PS	PS	PS	PS	PS	PS	PS	PS	PS
Harper, Devin	6-0	NWT	NWT	NWT	IL	P	IL	P	IL	IL	IL	P	IL	IL	P	IL	P	P
Hendrickson, Trey	17-17	RDE	RDE	RDE	RDE	RDE	RDE	RDE	RDE	RDE	RDE	RDE	RDE	RDE	RDE	RDE	RDE	RDE
Heyward, Shaka	0-0	PS	PS	PS	PS	PS	PS	PS	PS	PS	PS	PS	PS	PS	PS	PS	PS	PS
Higgins, Tee	12-11	WR	WR	WR	WR	IL	P	WR	WR	IL	IL	IL	WR	WR	WR	WR	WR	IL
Hill, B.J.	17-17	DT	DT	DT	DT	DT	DT	DT	DT	DT	DT	DT	DT	DT	DT	DT	DT	DT
Hill, Dax	17-17	S	S	S	S	S	S	S	S	S	S	S	S	S	S	S	S	S
Hill, Trey	0-0	IL	IL	IL	IL	IL	IL	IL	IL	IL	IL	IL	IL	IL	IL	IL	IL	IL
Hilton, Mike	17-13	NCB	NCB	NCB	NCB	NCB	NCB	NCB	NCB	NCB	NCB	NCB	NCB	NCB	NCB	P	NCB	NCB
Hubbard, Sam	15-15	LDE	LDE	LDE	LDE	LDE	LDE	LDE	LDE	IL	IL	LDE	LDE	LDE	LDE	LDE	LDE	LDE
Hudson, Tanner	12-1	PS	P=	P=	PS	PS	PS	TE	P	P	P	P	P	P	P	P	P	P
Iosivas, Andrei	16-1	P	P	P	P	P	P	P	P	IL	P	P	P	P	P	P	P	WR
Irwin, Trenton	16-5	P	P	IL	P	WR	P	P	WR	WR	P	P	P	P	P	WR	P	P
Ivey, DJ	8-0	IL	IL	IL	IL	P	IL	IL	P	P	P	P	P	P	P	RI	RI	RI
Jackson, Shedrick	3-0	PS	PS	PS	PS	PS	PS	PS	P=	PS	PS	PS	PS	PS	PS	P=	PS	PS
Johnston, Clay	0-0	NWT	NWT	NWT	NWT	NWT	NWT	PS	PS	PS	PS	PS	PS	PS	PS	PS	PS	PS
Jones, Charlie	11-0	P	P	RI	RI	RI	RI	RI	RI	P	P	P	P	P	P	P	P	P
Jones, Sidney, IV	2-0	PS	PS	PS	PS	PS	PS	PS	PS	PS	PS	PS	PS	PS	PS	P=	PS	P=
Karras, Ted	17-17	C	C	C	C	C	C	C	C	C	C	C	C	C	C	C	C	C
Kirkland, Jaxson	0-0	PS	PS	PS	PS	PS	PS	PS	PS	PS	PSI	PSI	PSI	PSI	PSI	PSI	PSI	PSI
Lassiter, Kwamie, II	1-0	PS	PS	PS	P=	PS	PS	PS	PS	PS	PS	PS	PS	PS	PS	PS	PS	PS
Maxwell, Devonsha	0-0	RI	RI	RI	RI	RI	RI	RI	RI	RI	RI	RI	RI	RI	RI	RI	RI	RI
McCarron, AJ	2-0	NWT	NWT	PS	PS	PS	PS	PS	PS	PS	DNP=	DNP	P	DNP	DNP	DNP	DNP	P
McPherson, Evan	17-0	P	P	P	P	P	P	P	P	P	P	P	P	P	P	P	P	P
Mixon, Joe	17-17	HB	HB	HB	HB	HB	HB	HB	HB	HB	HB	HB	HB	HB	HB	HB	HB	HB
Morgan, Stanley	3-0	PS	PS	PS	PS	PS	PS	P=	P=	PS	PS	PS	PS	PS	PS	PS	PS	P=
Murphy, Myles	17-0	P	P	P	P	P	P	P	P	P	P	P	P	P	P	P	P	P
Nelson, Garrett	0-0	PS	NWT	NWT	NWT	NWT	NWT	NWT	NWT	NWT	NWT	NWT	NWT	NWT	NWT	NWT	NWT	NWT
Ossai, Joseph	14-0	IL	P	P	P	P	P	P	P	P	DNP	P	P	P	P	P	P	P
Pesefaea, Tautala	0-0	RI	NWT	NWT	NWT	NWT	NWT	NWT	NWT	NWT	NWT	NWT	NWT	NWT	NWT	NWT	NWT	NWT
Plitt, Drew	0-0	NWT	NWT	NWT	NWT	NWT	NWT	NWT	NWT	NWT	NWT	PS	PS	PS	PS	PS	PS	PS
Pratt, Germaine	17-17	LB	LB	LB	LB	LB	LB	LB	LB	LB	LB	LB	LB	LB	LB	LB	LB	LB
Pryor, Kendric	0-0	NWT	NWT	NWT	NWT	PS	PS	PS	PS	PS	PS	PS	PS	PS	PS	PS	PS	PS
Reader, DJ	14-14	NT	NT	NT	NT	NT	NT	NT	NT	NT	NT	NT	NT	NT	NT	RI	RI	RI
Robbins, Brad	17-0	P	P	P	P	P	P	P	P	P	P	P	P	P	P	P	P	P
Sample, Cam	17-2	P	P	P	P	P	P	P	P	LDE	LDE	P	P	P	P	P	P	P
Sample, Drew	17-10	P	P	TE	TE	P	P	P	P	TE	TE	TE	P	TE	TE	TE	TE	TE
Scharping, Max	17-0	P	P	P	P	P	P	P	P	P	P	P	P	P	P	P	P	P
Scott, Nick	17-10	S	S	S	S	S	S	S	S	S	S	P	P	P	P	P	P	P
Sinnett, Reid	0-0	NWT	NWT	DNP=	PS	NWT	NWT	NWT	NWT	NWT	NWT	NWT	NWT	NWT	NWT	NWT	NWT	NWT
Smith, D'Ante	0-0	DNP	DNP	DNP	IL	IL	IL	DNP	IL	DNP	DNP	IL	IL	IL	DNP	IL	IL	IL
Smith, Irv, Jr.	12-6	TE	IL	IL	TE	TE	TE	P	P	P	P	P	TE	P	TE	IL	DNP	IL
Taylor-Britt, Cam	12-12	CB	CB	CB	CB	CB	CB	CB	CB	CB	IL	RI	RI	RI	RI	RI	CB	CB
Tell, Marvell, III	0-0	RI	RI	NWT	NWT	NWT	NWT	NWT	NWT	NWT	NWT	NWT	NWT	NWT	NWT	NWT	NWT	NWT
Thomas, Michael J.	0-0	PS	PS	PS	PS	PS	PS	PS	PS	PS	PS	PS	PS	PS	PS	PS	PS	PS
Tufeke, Jay	10-0	P	DNP	IL	P	P	IL	P	P	P	IL	IL	IL	IL	P	P	P	P
Tupou, Josh	14-1	P	P	P	IL	P	P	IL	IL	IL	P	P	P	P	NT	P	P	P
Turner, DJ, II	17-12	P	P	P	P	CB	CB	CB	CB	CB	CB	CB	CB	CB	CB	CB	P	CB
Volson, Cordell	17-17	LG	LG	LG	LG	LG	LG	LG	LG	LG	LG	LG	LG	LG	LG	LG	LG	LG
Wilcox, Mitchell	17-4	P	P	P	P	P	P	P	P	P	2ndTE	P	2ndTE	P	2ndTE	P	2ndTE	2ndTE
Williams, Jonah	17-17	ROT	ROT	ROT	ROT	ROT	ROT	ROT	ROT	ROT	ROT	ROT	ROT	ROT	ROT	ROT	ROT	ROT
Williams, Trayveon	17-0	P	P	P	P	P	P	P	P	P	P	P	P	P	P	P	P	P
Wilson, Logan	17-17	LB	LB	LB	LB	LB	LB	LB	LB	LB	LB	LB	LB	LB	LB	LB	LB	LB

2023-24 TRANSACTIONS

(TRANSACTIONS FROM 6-14-22 THROUGH 7-14-23 ARE IN BENGALS' 2023 MEDIA GUIDE)

- July 14, 2023 — Renegotiated the contract of HB **Joe Mixon***.
- July 24, 2023 — Re-signed TE **Mitchell Wilcox** (FA).
- July 27, 2023 — Signed DE **Trey Hendrickson*** to a contract extension.
- July 30, 2023 — Signed QB **Reid Sinnett** (FA); Placed OT **Devin Cochran** on the Reserve/Injured list.
- Aug. 5, 2023 — Signed LB **Logan Wilson*** to a contract extension.
- Aug. 7, 2023 — Placed DT **Devonsha Maxwell** on the Reserve/Injured list.
- Aug. 25, 2023 — Waived DE **Tarell Basham**.
- Aug. 29, 2023 — Placed OT **La'el Collins** on the Reserve/Physically Unable to Perform list; Placed the following two players on the Reserve/Injured list: DT **Tautala Pesefea Jr.** and CB **Marvell Tell III**; Terminated the contracts of the following six players: TE **Tanner Hudson**, CB **Sidney Jones IV**, WR **Stanley Morgan**, QB **Trevor Siemian**, WR **Trent Taylor** and S **Michael J. Thomas**; Waived the following 26 players: OT **Hakeem Adeniji**, TE **Devin Asiasi**, TE **Nick Bowers**, S **Larry Brooks**, G **Ben Brown**, DE **Owen Carney**, WR **Malachi Carter**, P **Drue Chrisman**, S **Yusuf Corker**, DT **Domenique Davis**, CB **Allan George**, C **Nate Gilliam**, DE **Jeff Gunter**, LB **Shaka Heyward**, WR **Mac Hippenhammer**, WR **Shedrick Jackson**, DE **Raymond Johnson III**, LB **Keandre Jones**, G **Jaxson Kirkland**, WR **Kwamie Lassiter II**, LB **Jaylen Moody**, LB **Tyler Murray**, HB **Jacob Saylor**, QB **Reid Sinnett**, TE **Christian Trahan** and HB **Calvin Tyler Jr.**
- Aug. 30, 2023 — Signed the following 14 players to the Practice Squad: DT **Domenique Davis**, CB **Allan George**, C **Nate Gilliam**, QB **Will Grier**, DE **Jeff Gunter**, LB **Shaka Heyward**, TE **Tanner Hudson**, WR **Shedrick Jackson**, CB **Sidney Jones IV**, G **Jaxson Kirkland**, WR **Kwamie Lassiter II**, WR **Stanley Morgan**, LB **Tyler Murray** and S **Michael J. Thomas**.
- Aug. 31, 2023 — Signed HB **Demetric Felton Jr.** (FA) to the Practice Squad.
- Sept. 5, 2023 — Signed TE **Zach Gentry** (FA) and DE **Garrett Nelson** (FA) to the Practice Squad; Released LB **Tyler Murray** from the Practice Squad.
- Sept. 9, 2023 — Signed QB **Joe Burrow*** to a contract extension.
- Sept. 12, 2023 — Released OT **La'el Collins** from the Reserve/Physically Unable to Perform list; Waived DT **Tautala Pesefea Jr.** from the Reserve/Injured list.
- Sept. 19, 2023 — Waived CB **Marvell Tell III** from the Reserve/Injured list.
- Sept. 22, 2023 — QB **Will Grier** (FA) signed off the Practice Squad by New England; Signed QB **Reid Sinnett** (FA) to the Practice Squad.
- Sept. 23, 2023 — Released DE **Garrett Nelson** from the Practice Squad; Signed QB **AJ McCarron** (FA) to the practice squad.
- Sept. 25, 2023 — Elevated TE **Tanner Hudson** and QB **Reid Sinnett** from the Practice Squad to the active roster (both were standard elevations).
- Sept. 26, 2023 — TE **Tanner Hudson** and QB **Reid Sinnett** reverted from the active roster to the Practice Squad.
- Sept. 29, 2023 — Acquired LB **Devin Harper** on waivers from Dallas; Placed WR **Charlie Jones** on the Reserve/Injured list.
- Sept. 30, 2023 — Elevated TE **Tanner Hudson** from the Practice Squad to the active roster (standard elevation).
- Oct. 2, 2023 — Released QB **Reid Sinnett** from the Practice Squad; TE **Tanner Hudson** reverted from the active roster to the Practice Squad.
- Oct. 3, 2023 — Signed WR **Kendric Pryor** (FA) to the Practice Squad.
- Oct. 7, 2023 — Elevated WR **Kwamie Lassiter II** from the Practice Squad to the active roster (standard elevation).
- Oct. 9, 2023 — WR **Kwamie Lassiter II** reverted from the active roster to the Practice Squad.
- Oct. 28, 2023 — Placed HB **Chase Brown** to the Reserve/Injured list.
- Nov. 1, 2023 — Signed TE **Tanner Hudson** off the Practice Squad; Signed LB **Clay Johnston** (FA) to the Practice Squad.
- Nov. 3, 2023 — Placed S **Tycen Anderson** on the Reserve/Injured list.
- Nov. 4, 2023 — Elevated WR **Stanley Morgan** from the Practice Squad to the active roster (standard elevation).
- Nov. 6, 2023 — WR **Stanley Morgan** reverted from the active roster to the Practice Squad.
- Nov. 8, 2023 — Announced that WR **Charlie Jones** was designated for return from the Reserve/Injured list and eligible to practice.
- Nov. 11, 2023 — Elevated WR **Shedrick Jackson** and WR **Stanley Morgan** from the Practice Squad to the active roster (both were standard elevations).
- Nov. 13, 2023 — WR **Shedrick Jackson** and WR **Stanley Morgan** reverted from the active roster to the Practice Squad.
- Nov. 16, 2023 — Activated WR **Charlie Jones** from the Reserve/Injured list to the active roster; Elevated WR **Shedrick Jackson** from the Practice Squad to the active roster (standard elevation).
- Nov. 17, 2023 — WR **Shedrick Jackson** reverted from the active roster to the Practice Squad.
- Nov. 20, 2023 — Announced that HB **Chase Brown** was designated for return from the Reserve/Injured list and eligible to practice; Signed QB **Drew Plitt** (FA) to the Practice Squad; Placed G **Jaxson Kirkland** on the Practice Squad/Injured list.
- Nov. 25, 2023 — Activated HB **Chase Brown** from the Reserve/Injured list to the active roster; Placed QB **Joe Burrow** on the Reserve/Injured list; Elevated QB **AJ McCarron** from the Practice Squad to the active roster (standard elevation).
- Nov. 27, 2023 — QB **AJ McCarron** reverted from the active roster to the Practice Squad.
- Dec. 4, 2023 — Signed QB **AJ McCarron** off the Practice Squad; Placed CB **Cam Taylor-Britt** on the Reserve/Injured list.
- Dec. 18, 2023 — Placed CB **DJ Ivey** and DT **DJ Reader** on the Reserve/Injured list.
- Dec. 20, 2023 — Acquired DT **Travis Bell** on waivers from Atlanta.
- Dec. 22, 2023 — Signed DT **Domenique Davis** off the Practice Squad; Elevated WR **Shedrick Jackson** and CB **Sidney Jones IV** from the Practice Squad to the active roster (both were standard elevations).
- Dec. 25, 2023 — Waived DT **Domenique Davis**; WR **Shedrick Jackson** and CB **Sidney Jones IV** reverted from the active roster to the Practice Squad.
- Dec. 27, 2023 — Announced that CB **Cam Taylor-Britt** was designated for return from the Reserve/Injured list and eligible to practice; Signed DT **Domenique Davis** to the Practice Squad; TE **Zach Gentry** signed off Practice Squad by Las Vegas.
- Dec. 29, 2023 — Activated CB **Cam Taylor-Britt** from the Reserve/Injured list to the active roster.
- Jan. 6, 2024 — Elevated CB **Sidney Jones IV** and WR **Stanley Morgan** from the Practice Squad to the active roster (both were standard elevations).
- Jan. 8, 2024 — CB **Sidney Jones IV** and WR **Stanley Morgan** reverted from the active roster to the Practice Squad; Signed the following eight players off the Practice Squad (to Reserve/Future list): DT **Domenique Davis**, CB **Allan George**, C **Nate Gilliam**, DE **Jeff Gunter**, LB **Shaka Heyward**, WR **Shedrick Jackson**, WR **Kwamie Lassiter II** and WR **Kendric Pryor**; Signed the following player off the Practice Squad/Injured list (to Reserve/Future list): G **Jaxson Kirkland**.
- Jan. 9, 2024 — Signed OT **Devin Cochran*** to a contract extension.
- Jan. 15, 2024 — The Practice Squad contracts expired for the following six players: HB **Demetric Felton Jr.**, CB **Clay Johnston**, CB **Sidney Jones IV**, WR **Stanley Morgan**, QB **Drew Plitt** and S **Michael J. Thomas**.
- Feb. 14, 2024 — Terminated the contract of QB **AJ McCarron**.
- Feb. 26, 2024 — Named WR **Tee Higgins** as the team's designated franchise player.
- Feb. 28, 2024 — Announced that tender offers were made to the following two potential exclusive rights players: LS **Cal Adomitis** and QB **Jake Browning**.
- March 9, 2024 — Re-signed G **Cody Ford*** to a contract extension.
- March 11, 2024 — Re-signed TE **Drew Sample*** and HB **Trayveon Williams*** to contract extensions.
- March 13, 2024 — Re-signed LB **Akeem Davis-Gaither*** to a contract

	extension; Acquired the No. 224 selection in Round 7 of the 2024 NFL Draft in a trade with Houston for HB Joe Mixon ; Terminated the contract of S Nick Scott ; The contract expired for WR Tee Higgins (remained under tender as designated franchise player); The contracts expired for LS Cal Adomitis and QB Jake Browning (both remained under tender as unsigned exclusive rights players); The contracts expired for the following 12 players, rendering them unrestricted free agents: CB Chidobe Awuzie , LB Joe Bachie , LB Markus Bailey , WR Tyler Boyd , TE Tanner Hudson , WR Trenton Irwin , DT DJ Reader , G Max Scharping , TE Irv Smith Jr. , DT Josh Tupou , TE Mitchell Wilcox and OT Jonah Williams .	
March 14, 2024	— Signed TE Mike Gesicki (UFA-N.E.), HB Zack Moss (UFA-Ind.) and S Geno Stone (UFA-Balt.); CB Chidobe Awuzie (UFA-Cin.) signed with Tennessee; TE Irv Smith Jr. (UFA-Cin.) signed with Kansas City; OT Jonah Williams (UFA-Cin.) signed with Arizona.	
March 15, 2024	— Re-signed TE Tanner Hudson (UFA-Cin.); Signed S Vonn Bell (FA); DT DJ Reader (UFA-Cin.) signed with Detroit.	
March 18, 2024	— Signed DT Sheldon Rankins (UFA-Hou.).	
March 19, 2024	— Signed OT Trent Brown (UFA-N.E.); Re-signed WR Trenton Irwin (UFA-Cin.).	
April 15, 2024	— Re-signed LS Cal Adomitis (exclusive rights player-Cin.) and LB Joe Bachie (UFA-Cin.).	
April 22, 2024	— TE Mitchell Wilcox (UFA-Cin.) signed with New England.	
April 23, 2024	— Re-signed QB Jake Browning (exclusive rights player-Cin.); Signed QB Logan Woodside (UFA-Atl.).	
April 24, 2024	— Exercised option to extend the contract of WR Ja'Marr Chase by one year through 2025.	
April 25, 2024	— Selected one player in the annual NFL Draft: OT Amarius Mims of Georgia in Round 1 (18th overall).	
April 26, 2024	— Selected three players in the annual NFL Draft: DT Kris Jenkins Jr. of Michigan in Round 2 (49th overall), WR Jermaine Burton of Alabama in Round 3 (80th) and DT McKinnley Jackson of Texas A&M in Round 3 (97th).	
April 27, 2024	— Selected six players in the annual NFL Draft: TE Erick All Jr. of Iowa in Round 4 (115th overall), CB Josh Newton of Texas Christian in Round 5 (149th), TE Tanner McLachlan of Arizona in Round 6 (194th), DE Cedric Johnson of Mississippi in Round 6 (214th), S Daijahn Anthony of Mississippi in Round 7 (224th) and C Matt Lee of Miami in Round 7 (237th).	
April 30, 2024	— The following four unrestricted free agents were not asked to re-sign: LB Markus Bailey , WR Tyler Boyd , G Max Scharping and DT Josh Tupou .	
May 10, 2024	— Signed the following five draft picks: DT McKinnley Jackson (D3b), CB Josh Newton (D5), TE Tanner McLachlan (D6a), S Daijahn Anthony (D7a) and C Matt Lee (D7b); Signed the following 14 college free agents: DE Justin Blazek (CFA-Wisconsin-Platteville), WR Cole Burgess (CFA-SUNY Cortland), HB Noah Cain (CFA-Louisiana State), LB Aaron Casey (CFA-Indiana), HB Elijah Collins (CFA-Oklahoma State), S Michael Dowell (CFA-Miami [Ohio]), TE Cam Grandy (CFA-Illinois State), S PJ Jules (CFA-Southern Illinois), QB Rocky Lombardi (CFA-Northern Illinois), P Austin McNamara (CFA-Texas Tech), OT Eric Miller (CFA-Louisville), WR Tre Mosley (CFA-Michigan State), LB Maema Njongmeta (CFA-Wisconsin) and CB Lance Robinson (CFA-Tulane).	
May 13, 2024	— Signed DE Cedric Johnson (D6b).	
May 14, 2024	— Signed WR Jermaine Burton (D3a) and TE Erick All Jr. (D4).	
June 13, 2024	— Signed C Ted Karras* to a contract extension; Signed DT Kris Jenkins Jr. (D2).	
June 17, 2024	— Re-signed WR Tee Higgins (designated franchise player).	

* NOTE: Signed a new contract before pre-existing contract expired.

2023 GAME SUMMARIES

WEEK 1, GAME 1

Cleveland Browns 24, Cincinnati Bengals 3 Sunday, Sept. 10, 2023 at Cleveland Browns Stadium

Hindered by wet and rainy conditions, the Bengals were limited to three points and 142 offensive net yards in a season-opening loss to their in-state rival. The Cincinnati defense kept the game within reach, forcing two turnovers and holding the Browns to 13 points through three quarters, but Cleveland's strong rushing attack eventually broke through and finished the day with 206 yards, led by 106 from RB Nick Chubb. Browns QB Deshaun Watson found the end zone on a 13-yard run just before halftime to give the Browns a 10-0 lead at the break, but the Bengals responded with a 42-yard FG from K Evan McPherson early in the third quarter to cut the deficit to seven. A promising drive on Cincinnati's next offensive possession resulted in a missed FG attempt, and the offense did not reach Browns territory the rest of the way as Cleveland held the upper hand in the battle of field position. The Bengals went for it on fourth-and-four from their own 31-yard line with just over 10 minutes remaining in an attempt to jumpstart the offense, but QB Joe Burrow was dropped for a 13-yard sack and the Browns scored three plays later to seal the final outcome. The game was the 100th "Battle of Ohio" between the two teams.

SCORE BY PERIODS	1	2	3	4	OT	PTS.
Cincinnati.....	0	0	3	0	—	3
Cleveland.....	0	10	3	11	—	24

TEAM — SCORING PLAY	QTR-LEFT
Cle. — D.Hopkins 42 field goal.....	2-14:15
Cle. — D.Watson 13 run (D.Hopkins kick).....	2-0:17
Cin. — E.McPherson 42 field goal.....	3-11:44
Cle. — D.Hopkins 34 field goal.....	3-2:21
Cle. — D.Hopkins 43 field goal.....	4-11:29
Cle. — H.Bryant 3 pass from D.Watson (D.Watson run).....	4-9:11

Missed FGs: McPherson (51WR). **Attendance:** 67,919. **Time:** 3:03.

TEAM STATISTICS	CIN.	CLE.
First downs.....	6	21
Third down conversions-attempts.....	2-15	4-14
Total net yards.....	142	350
Net yards rushing.....	75	206
Net yards passing.....	67	144
Pass attempts-completions-interceptions.....	32-14-0	29-16-1
Sacks against-yards lost.....	2-15	3-10
Punts-average.....	10-40.9	7-47.3
Punt returns-yards.....	3-24	3-15
Kickoff returns-yards.....	2-45	0-0
Penalties-yards.....	4-20	5-43
Fumbles-lost.....	0-0	2-1
Time of possession.....	24:10	35:50

RUSHING									
CIN.	ATT	YDS	LG	TD	CLE.	ATT	YDS	LG	TD
J.Mixon	13	56	22	0	N.Chubb	18	106	17	0
C.Evans	2	12	7	0	D.Watson	5	45	13t	1
T.Williams	2	7	5	0	J.Ford	15	36	17	0
J.Chase	1	2	2	0	E.Moore	2	19	19	0
J.Burrow	1	-1	-1	0					
J.Browning	1	-1	-1	0					
TOTALS	20	75	22	0	TOTALS	40	206	19	1

PASSING									
CIN.	ATT	CMP	YDS	TD-I	CLE.	ATT	CMP	YDS	TD-I
J.Burrow	31	14	82	0-0	D.Watson	29	16	154	1-1
J.Browning	1	0	0	0-0					
TOTALS	32	14	82	0-0	TOTALS	29	16	154	1-1

RECEIVING									
CIN.	NO	YDS	LG	TD	CLE.	NO	YDS	LG	TD
J.Chase	5	39	12	0	N.Chubb	4	21	10	0
J.Mixon	3	17	10	0	E.Moore	3	43	33	0
I.Smith	3	17	8	0	A.Cooper	3	37	20	0
T.Boyd	2	10	6	0	D.Njoku	2	24	15	0
C.Evans	1	-1	-1	0	H.Bryant	2	5	3t	1
					D.Peoples-Jones	1	12	12	0
					J.Akins	1	12	12	0
TOTALS	14	82	12	0	TOTALS	16	154	33	1

DEFENSE									
Cincinnati (press box stats) — ST-AT-TT: G.Pratt 7-4-11, N.Scott 4-7-11, L.Wilson 6-2-8, S.Hubbard 3-5-8, D.Hill 5-1-6, C.Sample 2-4-6, B.Hill 3-1-4, M.Hilton 1-3-4, C.Awuzie 3-0-3, D.Reader 2-1-3, C.Taylor-Britt 2-1-3, T.Hendrickson 1-2-3, D.Turner 2-0-2, Z.Carter 1-1-2, J.Tufele 1-0-1, J.Tupou 1-0-1. SKS.-YDS.: G.Pratt 1-7, T.Hendrickson 1-3, B.Hill 1-0. INT.-YDS.: D.Hill 1-20. PD: Z.Carter 1, D.Hill 1, T.Hendrickson 1, D.Reader 1, C.Taylor-Britt 1. FF: G.Pratt. FR-YDS.: C.Awuzie 1-0.									
Cleveland (press box stats) — ST-AT-TT: G.Delpit 7-1-8, G.Newsme 1-4-5, D.Ward 3-1-4, R.McLeod 2-2-4, S.Harris 3-0-3, O.Okoronkwo 2-1-3, J.Owusu-Koramoah 2-1-3, S.Takitaki 1-2-3, M.Garrett 2-0-2, Z.Smith 0-2-2, M.Emerson 1-0-1, J.Elliott 0-1-1, M.Hurst 0-1-1, D.Tomlinson 0-1-1, A.Walker 0-1-1, A.Wright 0-1-1. SKS.-YDS.: M.Garrett 1-13, O.Okoronkwo 1-2. INT.-YDS.: None. PD: G.Delpit 1, G.Newsme 1, Z.Smith 1, D.Ward 1. FF: None. FR-YDS.: None.									

WEEK 2, GAME 2

Baltimore Ravens 27, Cincinnati Bengals 24 Sunday, Sept. 17, 2023 at Paycor Stadium

Cincinnati faced two 10-point deficits in the second half and each time was able to cut it to three, but ultimately the Bengals never took the lead in a home-opener loss. Baltimore was efficient offensively, totaling 415 net yards — including 178 rushing — and scoring a TD on three of its four red zone trips. Cincinnati's offense had just three possessions in the first half and was limited to a FG, but an 81-yard punt return for a TD by rookie WR Charlie Jones in the second quarter helped keep the team within striking distance. QB Joe Burrow connected with WR Tee Higgins for a TD late in the third quarter to reduce Baltimore's lead to three points at 20-17, but the Ravens answered with a 12-play, 85-yard TD drive to regain the two-score advantage. Another Burrow-to-Higgins TD with 3:28 left closed the gap again, but the Ravens converted a pair of third downs on the ensuing possession to end the game. Cincinnati fell to 0-2, while Baltimore improved to 2-0.

SCORE BY PERIODS	1	2	3	4	OT	PTS.
Baltimore.....	7	6	7	7	—	27
Cincinnati.....	0	10	7	7	—	24

TEAM — SCORING PLAY	QTR-LEFT
Balt. — G.Edwards 1 run (J.Tucker kick).....	1-7:12
Cin. — C.Jones 81 punt return (E.McPherson kick).....	2-13:14
Balt. — J.Tucker 44 field goal.....	2-9:15
Cin. — E.McPherson 27 field goal.....	2-3:01
Balt. — J.Tucker 40 field goal.....	2-0:00
Balt. — M.Andrews 3 pass from L.Jackson (J.Tucker kick).....	3-8:39
Cin. — T.Higgins 3 pass from J.Burrow (E.McPherson kick).....	3-2:34
Balt. — N.Agholor 17 pass from L.Jackson (J.Tucker kick).....	4-11:38
Cin. — T.Higgins 4 pass from J.Burrow (E.McPherson kick).....	4-3:28

Missed FGs: J.Tucker (59WR). **Attendance:** 66,015. **Time:** 3:01.

TEAM STATISTICS	BALT.	CIN.
First downs.....	26	19
Third down conversions-attempts.....	9-14	10-15
Total net yards.....	415	282
Net yards rushing.....	178	66
Net yards passing.....	237	216
Pass attempts-completions-interceptions.....	33-24-0	41-27-1
Sacks against-yards lost.....	0-0	1-6
Punts-average.....	2-58.5	3-40.0
Punt returns-yards.....	1-2	1-81
Kickoff returns-yards.....	0-0	0-0
Penalties-yards.....	6-56	5-30
Fumbles-lost.....	0-0	0-0
Time of possession.....	33:04	26:56

RUSHING									
BALT.	ATT	YDS	LG	TD	CIN.	ATT	YDS	LG	TD
G.Edwards	10	62	20	1	J.Mixon	13	59	14	0
L.Jackson	12	54	12	0	J.Burrow	1	5	5	0
J.Hill	11	41	11	0	C.Brown	1	2	2	0
D.Duvernay	3	15	8	0					
Z.Flowers	1	6	6	0					
TOTALS	37	178	20	1	TOTALS	15	66	14	0

PASSING									
BALT.	ATT	CMP	YDS	TD-I	CIN.	ATT	CMP	YDS	TD-I
L.Jackson	33	24	237	2-0	J.Burrow	41	27	222	2-1
TOTALS	33	24	237	2-0	TOTALS	41	27	222	2-1

RECEIVING									
BALT.	NO	YDS	LG	TD	CIN.	NO	YDS	LG	TD
N.Agholor	5	63	17t	1	T.Higgins	8	89	20	2
M.Andrews	5	45	20	1	T.Boyd	6	52	13	0
Z.Flowers	4	62	52	0	J.Chase	5	31	13	0
O.Beckham	3	29	15	0	J.Mixon	4	36	32	0
R.Bateman	3	18	9	0	I.Smith	2	10	6	0
J.Hill	3	12	8	0	T.Williams	2	4	3	0
I.Likely	1	8	8	0					
TOTALS	24	237	52	2	TOTALS	27	222	32	2

DEFENSE									
Baltimore (press box stats) — ST-AT-TT: G.Stone 7-2-9, P.Queen 5-3-8, A.Washington 3-2-5, R.Smith 2-3-5, J.Clowney 3-1-4, K.Hamilton 3-1-4, T.Jones 3-1-4, B.Stephens 2-2-4, D.Ojabo 2-0-2, R.Darby 1-1-2, M.Pierce 1-1-2, J.Madubuike 0-2-2, M.Harrison 1-0-1, T.Robinson 1-0-1. SKS.-YDS.: J.Clowney 1-6. INT.-YDS.: G.Stone 1-36. PD: J.Clowney 1, R.Darby 1, G.Stone 1, B.Urban 1, A.Washington 1, R.Ya'Sin 1. FF: None. FR-YDS.: None.									
Cincinnati (press box stats) — ST-AT-TT: D.Hill 9-3-12, L.Wilson 7-3-10, G.Pratt 7-2-9, N.Scott 4-5-9, C.Taylor-Britt 5-0-5, M.Hilton 4-1-5, S.Hubbard 2-2-4, C.Awuzie 3-0-3, B.Hill 2-1-3, D.Reader 2-0-2, A.Davis-Gaither 2-0-2, Z.Carter 1-1-2, T.Hendrickson 1-1-2, J.Tupou 0-2-2, J.Battle 0-1-1. SKS.-YDS.: None. INT.-YDS.: None. PD: C.Awuzie 1, D.Hill 1, M.Hilton 1. FF: None. FR-YDS.: None.									

WEEK 3, GAME 3

Cincinnati Bengals 19, L.A. Rams 16
Monday night, Sept. 25, 2023 at Paycor Stadium

The Bengals' defense recorded six sacks and two INTs to steer Cincinnati to its first win of the season on Monday Night Football. Neither offense established a rhythm in the first half, combining for seven punts in the opening two quarters, but each side put together a pair of FG drives for a 6-6 tie at halftime. The Bengals then struck with a 10-play, 75-yard march on their first possession of the third quarter that ended with a 14-yard TD run by HB Joe Mixon. WR Ja'Marr Chase contributed 33 of his 141 receiving yards on that go-ahead scoring drive, and his team-leading 12 catches on the night helped spark the offense. Cincinnati's defense continued to pressure Rams QB Matthew Stafford, and LB Logan Wilson's second INT of the game not only ended a L.A. scoring threat, but it led to another Bengals FG which extended the lead to 16-9 late in the third quarter. Five different Bengals tallied a sack — DE Trey Hendrickson recorded two in the second half — and the Rams' offense converted just one of 11 third-down attempts. Cincinnati improved to 1-2, while the Rams fell to 1-2.

SCORE BY PERIODS table with columns 1, 2, 3, 4, OT, PTS. L.A. Rams: 3, 3, 3, 7, —, 16. Cincinnati: 0, 6, 10, 3, —, 19.

TEAM — SCORING PLAY QTR.-LEFT table listing field goals and touchdowns for LARams and Cin. with times.

Missed FGs: E.McPherson (56W). Attendance: 65,158. Time: 3:11.

TEAM STATISTICS table comparing LARams and CIN. across categories like First downs, Total net yards, etc.

RUSHING table with columns CIN., ATT, YDS, LG, TD for LARams and CIN. players.

PASSING table with columns CIN., ATT, CMP, YDS, TD-I for LARams and CIN. players.

RECEIVING table with columns CIN., NO, YDS, LG, TD for LARams and CIN. players.

DEFENSE table with columns CIN., NO, YDS, LG, TD for LARams and CIN. players.

L.A. Rams (press box stats) — ST-AT-TT: E.Jones 7-2-9, A.Donald 5-2-7, C.Durant 6-0-6, D.Kendrick 3-3-6, R.Yeast 3-3-6, C.Rozeboom 4-1-5, B.Young 4-1-5, J.Fuller 3-1-4, M.Hoecht 1-2-3, J.Williams 1-1-2, Q.Lake 1-0-1, L.Murchison 0-1-1, K.Turner 0-1-1. SKS.-YDS.: A.Donald 1-8, B.Young 0.5-4.5, K.Turner 0.5-4.5. INT.-YDS.: A.Witherspoon 1-0. PD: D.Kendrick 2, C.Durant 1, E.Jones 1, J.Williams 1, A.Witherspoon 1. FF: None. FR-YDS.: None.

Cincinnati (press box stats) — ST-AT-TT: D.Hill 7-1-8, S.Hubbard 5-1-6, C.Taylor-Britt 5-1-6, L.Wilson 3-1-4, C.Awuzie 2-2-4, N.Scott 3-0-3, T.Hendrickson 2-0-2, B.Hill 2-0-2, D.Reader 2-0-2, M.Hilton 1-1-2, G.Pratt 1-1-2, D.Turner 0-1-1. SKS.-YDS.: T.Hendrickson 2-15, D.Reader 1-9, B.Hill 1-8, D.Hill 1-8, S.Hubbard 1-8. INT.-YDS.: L.Wilson 2-0. PD: L.Wilson 2, J.Davis 1, M.Hilton 1, D.Turner 1. FF: None. FR-YDS.: None.

WEEK 4, GAME 4

Tennessee Titans 27, Cincinnati Bengals 3
Sunday, Oct. 1, 2023 at Nissan Stadium

The Bengals opened the game with an 11-play, 72-yard FG drive, but it proved to be their most successful possession as the Titans held them to just 139 net yards the rest of the way. Tennessee used a balanced offensive attack and totaled 400 net yards (227 passing, 173 rushing) to wear down the Cincinnati defense. The score was tied 3-3 at the midway point of the second quarter, before the Titans erupted for three TDs in the final 6:31 to take a commanding 24-3 halftime lead. RB Derrick Henry led the charge for Tennessee with 122 yards on 22 carries (5.5-yard average), including a 29-yard TD run that saw him break three tackles before reaching the end zone. The Titans repeatedly blitzed QB Joe Burrow, sacking him three times while holding the Bengals to two of nine on third down. Cincinnati fell to 1-3, while Tennessee improved to 2-2.

SCORE BY PERIODS table with columns 1, 2, 3, 4, OT, PTS. Cincinnati: 3, 0, 0, 0, —, 3. Tennessee: 3, 21, 3, 0, —, 27.

TEAM — SCORING PLAY QTR.-LEFT table listing field goals and touchdowns for Cin. and Tenn. with times.

Missed FGs: None. Attendance: 68,951. Time: 2:47.

TEAM STATISTICS table comparing CIN. and TENN. across categories like First downs, Total net yards, etc.

RUSHING table with columns CIN., ATT, YDS, LG, TD, TENN., ATT, YDS, LG, TD for CIN. and TENN. players.

PASSING table with columns CIN., ATT, CMP, YDS, TD-I, TENN., ATT, CMP, YDS, TD-I for CIN. and TENN. players.

RECEIVING table with columns CIN., NO, YDS, LG, TD, TENN., NO, YDS, LG, TD for CIN. and TENN. players.

Cincinnati (press box stats) — ST-AT-TT: N.Scott 9-2-11, D.Hill 3-5-8, G.Pratt 6-1-7, C.Taylor-Britt 4-2-6, T.Hendrickson 3-3-6, C.Awuzie 4-0-4, S.Hubbard 4-0-4, L.Wilson 3-1-4, M.Hilton 2-1-3, M.Murphy 2-1-3, J.Tufele 1-1-2, Z.Carter 0-2-2, D.Reader 0-2-2, M.Bailey 1-0-1, J.Ossai 1-0-1, J.Tupou 1-0-1, D.Turner 1-0-1, B.Hill 0-1-1. SKS.-YDS.: S.Hubbard 1-2, M.Murphy 1-2, T.Hendrickson 0.5-5.5, B.Hill 0.5-5.5. INT.-YDS.: D.Hill 1-0. PD: D.Hill 1. FF: C.Taylor-Britt 1. FR-YDS.: None.

Tennessee (press box stats) — ST-AT-TT: J.Gibbins 4-6-10, A.Al-Shaar 5-4-9, K.Byard 6-0-6, R.McCreary 4-2-6, A.Hooker 4-1-5, S.Murphy-Bunting 3-2-5, D.Autry 0-4-4, K.Fulton 2-0-2, H.Landry 1-1-2, J.Simmons 1-1-2, N.Jones 0-2-2, T.Gipson 1-0-1, A.Key 1-0-1, K.Peko 1-0-1, R.Weaver 1-0-1. SKS.-YDS.: A.Key 1-10, T.Gipson 1-8, D.Autry 0.5-4, J.Simmons 0.5-4. INT.-YDS.: None. PD: A.Al-Shaar 2, K.Fulton 1, J.Gibbins 1, A.Hooker 1. FF: T.Gipson 1. FR-YDS.: K.Byard 1-0.

WEEK 5, GAME 5

Cincinnati Bengals 34, Arizona Cardinals 20
Sunday, Oct. 8, 2023 at State Farm Stadium

Bengals WR Ja'Marr Chase posted a team-record 15 receptions for 192 yards and three TDs, while the Cincinnati defense forced three turnovers in a road victory. Chase's first TD capped an 11-play opening drive to give the Bengals an early lead, but Arizona answered with two TDs in the second quarter to pull ahead 14-10. The Cardinals then stopped HB Joe Mixon at the one-yard line on fourth-and-goal late in the first half, but two plays later CB Cam Taylor-Britt intercepted a Joshua Dobbs pass and returned it 11 yards to the end zone, putting Cincinnati back in front. Less than two minutes into the second half, QB Joe Burrow launched a deep ball that hit Chase in stride for a 63-yard TD to extend the Bengals' lead. Arizona responded with a TD and had a chance to reclaim the lead later in the third quarter, but LB Germaine Pratt stopped Dobbs on a rush on fourth down at the Bengals' 16-yard line. Cincinnati's offense took over and drove 83 yards in 15 plays, punctuated by Chase's third TD, to take command midway through the fourth quarter. The Bengals improved to 2-3, while Arizona fell to 1-4.

SCORE BY PERIODS table with columns for 1, 2, 3, 4, OT, PTS. Cincinnati: 10, 7, 7, 10, 0, 34. Arizona: 0, 14, 6, 0, 0, 20.

TEAM - SCORING PLAY table with columns for QTR-LEFT and time. Includes plays like J.Chase 2 pass from J.Burrow (E.McPherson kick) 1-7:09.

Missed FGs: None. Attendance: 62,651. Time: 3:01.

TEAM STATISTICS table comparing CIN. and ARIZ. across categories like First downs, Total net yards, Net yards rushing, etc.

RUSHING table with columns for CIN. and ARIZ. including ATT, YDS, LG, TD for players like J.Mixon, J.Burrow, T.Williams.

PASSING table with columns for CIN. and ARIZ. including ATT, CMP, YDS, TD-I for players like J.Burrow, J.Dobbs.

RECEIVING table with columns for CIN. and ARIZ. including NO, YDS, LG, TD for players like J.Chase, T.Irwin, T.Boyd.

DEFENSE table with columns for CIN. and ARIZ. including ST-AT-TT, SKS-YDS, INT-YDS, PD, FR-YDS for players like G.Pratt, L.Wilson, D.Hill.

Arizona (press box stats) - ST-AT-TT: Ma.Wilson 8-3-11, K.Wallace 7-3-10, K.White 6-4-10, A.Hampton 6-1-7, D.Stills 4-2-6, A.Chachere 4-1-5, K.Clark 4-1-5, K.Strong 4-1-5, J.Woods 3-2-5, V.Dimukejeje 3-1-4, J.Thompson 3-0-3, L.Fotu 2-1-3, C.Thomas 2-0-2, D.Gardeck 1-1-2, B.Ojulari 1-1-2, Z.Collins 1-0-1, R.Lopez 1-0-1, B.Ojulari 1-1-2, J.Blount 0-1-1, B.Stille 0-1-1. SKS-YDS: K.Strong 1-15, D.Stills 1-8, Z.Collins 1-7. INT-YDS: K.Wallace 1-2. PD: K.Wallace 1. FF: J.Thompson 1. FR-YDS: None.

WEEK 6, GAME 6

Cincinnati Bengals 17, Seattle Seahawks 13
Sunday, Oct. 15, 2023 at Paycor Stadium

Cincinnati stopped Seattle on fourth down near its own goal line twice within the final minutes to secure the home win. Seattle snapped the ball at the Bengals' six-yard line on fourth down just ahead of the two-minute warning, but DE Sam Hubbard got to QB Geno Smith for a sack that gave possession back to Cincinnati. The Seahawks then quickly forced a punt and worked their way back inside the 10 with under a minute remaining, before pressure by Bengals DT B.J. Hill on fourth down forced the Seahawks' final pass to fall incomplete. The Bengals had grabbed an early lead with TD passes on their first two drives. QB Joe Burrow started the game completing 17 of 19 passes, which included a stretch of 15 straight completions, but Cincinnati's offense stalled as the game progressed, totaling just five first downs on its final eight possessions. The defense, however, held Seattle to just three points on four red zone opportunities in the second half, getting INTs from CBs Mike Hilton and Cam Taylor-Britt along the way. The Bengals improved to 3-3, while Seattle fell to 3-2.

SCORE BY PERIODS table with columns for 1, 2, 3, 4, OT, PTS. Seattle: 7, 3, 3, 0, 0, 13. Cincinnati: 7, 7, 0, 3, 0, 17.

TEAM - SCORING PLAY table with columns for QTR-LEFT and time. Includes plays like K.Walker 1 run (J.Myers kick) 1-8:38.

Missed FGs: None. Attendance: 66,385. Time: 2:51.

TEAM STATISTICS table comparing SEA. and CIN. across categories like First downs, Total net yards, Net yards rushing, etc.

RUSHING table with columns for SEA. and CIN. including ATT, YDS, LG, TD for players like K.Walker, G.Smith, Z.Charbonnet.

PASSING table with columns for SEA. and CIN. including ATT, CMP, YDS, TD-I for players like G.Smith, J.Burrow.

RECEIVING table with columns for SEA. and CIN. including NO, YDS, LG, TD for players like T.Lockett, D.Metcalf, J.Smith-Njigba.

DEFENSE table with columns for SEA. and CIN. including ST-AT-TT, SKS-YDS, INT-YDS, PD, FR-YDS for players like O.Diggs, J.Brooks, J.Adams.

Cincinnati (press box stats) - ST-AT-TT: L.Wilson 8-3-11, D.Hill 5-4-9, C.Taylor-Britt 7-0-7, S.Hubbard 4-2-6, G.Pratt 5-0-5, M.Hilton 4-1-5, B.Hill 3-2-5, D.Turner 4-0-4, T.Hendrickson 3-1-4, D.Reader 2-1-3, N.Scott 2-1-3, J.Battle 1-1-2, Z.Carter 1-0-1, C.Sample 1-0-1, J.Bachie 0-1-1, J.Ossai 0-1-1. SKS-YDS: T.Hendrickson 1-12, C.Sample 1-9, S.Hubbard 1-8, B.Hill 0.5-0, L.Wilson 0.5-0. INT-YDS: C.Taylor-Britt 1-24, M.Hilton 1-0. PD: C.Taylor-Britt 3, D.Hill 2, B.Hill 1, M.Hilton 1. FF: None. FR-YDS: None.

WEEK 8, GAME 7

Cincinnati Bengals 31, San Francisco 49ers 17
Sunday, Oct. 29, 2023 at Levi's Stadium

QB Joe Burrow completed 87.5 percent of his passes (28 of 32) for 283 yards and three TDs, while LBs Germaine Pratt and Logan Wilson each had an INT in the second half to lead Cincinnati to a road victory. The Bengals' offense found the end zone on its opening two drives to grab an early 14-7 lead, and Burrow closed out the first half with a career-best 19 consecutive completions. San Francisco had a chance to tie the game on a first-and-goal late in the third quarter, before Pratt tipped a pass by QB Brock Purdy and picked it off to end the scoring threat. The 49ers forced a punt less than two minutes later, but Wilson intercepted Purdy's next pass and returned it inside the red zone to give the offense a short field. Burrow cashed in on the following play with a 17-yard TD pass to WR Ja'Marr Chase, who finished with a game-high 10 catches for 100 yards. The 49ers inched closer with a TD on their next drive, but the Bengals responded with a 10-play, 78-yard march capped by a rushing TD from HB Joe Mixon to regain the two-score advantage and seal the win. Cincinnati improved to 4-3, while San Francisco fell to 5-3.

SCORE BY PERIODS table with columns for 1, 2, 3, 4, OT, PTS. Cincinnati: 14, 0, 3, 14, 0, 31. San Francisco: 7, 3, 0, 7, 0, 17.

TEAM - SCORING PLAY table with columns for QTR.-LEFT and player details. Includes plays like T. Boyd 7 pass from J. Burrow and C. McCaffrey 2 run.

Missed FGs: E. McPherson (50WR). Attendance: 71,655. Time: 2:54.

TEAM STATISTICS table comparing CIN. and S.F. across categories like First downs, Total net yards, Net yards rushing, etc.

RUSHING table with columns for CIN. and S.F. including ATT, YDS, LG, TD, S.F. for players like J. Mixon, J. Burrow, T. Williams, etc.

PASSING table with columns for CIN. and S.F. including ATT, CMP, YDS, TD-I, S.F. for players like J. Burrow, B. Purdy, etc.

RECEIVING table with columns for CIN. and S.F. including NO, YDS, LG, TD, S.F. for players like J. Chase, T. Higgins, I. Smith, etc.

DEFENSE Cincinnati (press box stats) - ST-AT-TT: L. Wilson 9-2-11, S. Hubbard 4-2-6, C. Taylor-Britt 4-2-6, D. Hill 4-1-5, G. Pratt 3-2-5, M. Hilton 3-1-4, N. Scott 2-1-3, J. Battle 2-0-2, D. Reader 2-0-2, D. Turner 2-0-2, B. Hill 1-1-2, Z. Carter 1-0-1, T. Hendrickson 1-0-1, M. Murphy 1-0-1, C. Sample 1-0-1, J. Tufele 1-0-1, J. Tupou 0-1-1. SKS.-YDS.: T. Hendrickson 1-12, S. Hubbard 1-6. INT.-YDS.: L. Wilson 1-16, G. Pratt 1-9. PD: L. Wilson 2, B. Hill 1, G. Pratt 1. FF: T. Hendrickson 1. FR-YDS.: B. Hill 1-0.

San Francisco (press box stats) - ST-AT-TT: T. Hufanga 8-2-10, F. Warner 4-6-10, I. Oliver 6-3-9, T. Gipson 6-2-8, D. Greenlaw 6-2-8, D. Lenoir 4-2-6, C. Ferrell 0-5-5, A. Armstead 2-2-4, C. Ward 2-2-4, N. Bosa 1-1-2, O. Burks 1-0-1, R. Gregory 1-0-1, J. Kinlaw 1-0-1, K. Givens 0-1-1. SKS.-YDS.: A. Armstead 2-14, N. Bosa 0.5-1.5, C. Ferrell 0.5-1.5. INT.-YDS.: None. PD: C. Ward 2, I. Oliver 1. FF: C. Ferrell 1, F. Warner 1. FR-YDS.: I. Oliver 1-0.

WEEK 9, GAME 8

Cincinnati Bengals 24, Buffalo Bills 18
Sunday night, Nov. 5, 2023 at Paycor Stadium

QB Joe Burrow passed for 348 yards and two first-half TDs to lead Cincinnati to a prime-time home victory over Buffalo. The Bengals found the end zone on their opening possession for a fourth straight game, with TE Irv Smith Jr.'s first TD of the season giving Cincinnati an early 7-0 advantage. After the Bills quickly answered with their own score to tie it up, the Bengals again marched down the field and HB Joe Mixon's TD regained a lead that they never gave up. Buffalo trailed 21-10 early in the fourth quarter and was driving at the Cincinnati 22-yard line with a chance to close its deficit, but LB Germaine Pratt forced a fumble that was recovered by S Nick Scott for the Bengals' second takeaway of the game. Cincinnati made use of the turnover with a FG drive that included two completions to WR Tee Higgins, who finished with eight catches for a game-high 110 yards. The Bills cut it to a one-possession game with a TD with 3:32 left, but the Bengals used the rest of the time on the clock as Mixon converted a third-and-three following Buffalo's final timeout. Cincinnati improved to 5-3, while Buffalo fell to 5-4.

SCORE BY PERIODS table with columns for 1, 2, 3, 4, OT, PTS. Buffalo: 7, 0, 3, 8, 0, 18. Cincinnati: 14, 7, 0, 3, 0, 24.

TEAM - SCORING PLAY table with columns for QTR.-LEFT and player details. Includes plays like I. Smith 7 pass from J. Burrow and J. Allen 2 run.

Missed FGs: None. Attendance: 66,965. Time: 3:01.

TEAM STATISTICS table comparing BUFF. and CIN. across categories like First downs, Total net yards, Net yards rushing, etc.

RUSHING table with columns for BUFF. and CIN. including ATT, YDS, LG, TD for players like J. Allen, J. Cook, L. Murray, etc.

PASSING table with columns for BUFF. and CIN. including ATT, CMP, YDS, TD-I for players like J. Allen, J. Burrow, etc.

RECEIVING table with columns for BUFF. and CIN. including NO, YDS, LG, TD for players like D. Kincaid, S. Diggs, K. Shakir, etc.

DEFENSE Buffalo (press box stats) - ST-AT-TT: J. Poyer 8-3-11, T. Dodson 7-2-9, Ta. Johnson 5-0-5, T. Bernard 2-2-4, D. Jackson 3-0-3, C. Benford 2-1-3, J. Phillips 0-3-3, R. Douglas 2-0-2, L. Joseph 2-0-2, T. Rapp 2-0-2, D. Williams 2-0-2, M. Hyde 1-1-2, E. Oliver 1-1-2, S. Lawson 1-0-1, C. Lewis 1-0-1, J. Norman 1-0-1, A. Epenesa 0-1-1, L. Floyd 0-1-1, K. Jonathan 0-1-1, G. Rousseau 0-1-1. SKS.-YDS.: L. Floyd 0.5-2.5, J. Phillips 0.5-2.5. INT.-YDS.: None. PD: D. Jackson 3, M. Hyde 2, R. Douglas 1, G. Rousseau 1. FF: None. FR-YDS.: None.

Cincinnati (press box stats) - ST-AT-TT: G. Pratt 6-5-11, M. Hilton 10-0-10, L. Wilson 4-4-8, N. Scott 3-1-4, C. Awuzie 2-1-3, D. Reader 2-1-3, D. Turner 2-0-2, B. Hill 1-1-2, C. Taylor-Britt 1-1-2, D. Hill 0-2-2, T. Hendrickson 1-0-1, C. Sample 1-0-1, J. Battle 0-1-1. SKS.-YDS.: B. Hill 1-9. INT.-YDS.: C. Taylor-Britt 1-0. PD: D. Hill 1, C. Taylor-Britt 1. FF: G. Pratt 1. FR-YDS.: N. Scott 1-0.

WEEK 10, GAME 9

Houston Texans 30, Cincinnati Bengals 27
Sunday, Nov. 12, 2023 at Paycor Stadium

The Bengals trailed by 10 with under four minutes remaining before storming back to tie the game 27-27, but Houston marched 55 yards on six plays in the final 1:33 to set up a game-winning FG as time expired. After QB Joe Burrow's second INT of the fourth quarter, CB Cam Taylor-Britt got the ball back for the Bengals with his own pick that led to a Cincinnati TD three plays later. The Bengals forced a quick punt, and on the following possession Burrow hit WR Tyler Boyd for a 64-yard gain to set up the tying FG. Houston's final drive finished off a day that featured 544 offensive net yards, including 356 passing from QB C.J. Stroud and 150 rushing from RB Devin Singletary. After an opening-drive TD gave the Bengals an early lead, the offense was forced to punt on its next five possessions while the Texans scored 20 straight points. An Evan McPherson FG followed by a 64-yard TD catch by WR Ja'Marr Chase closed the deficit to 20-17 late in the third quarter, but Houston quickly answered with a TD on its next drive to regain a two-possession advantage. Cincinnati fell to 5-4, while Houston improved to 5-4.

SCORE BY PERIODS table with columns 1, 2, 3, 4, OT, PTS. Houston 0, 10, 10, 10, —, 30. Cincinnati 7, 0, 10, 10, —, 27.

TEAM — SCORING PLAY QTR.-LEFT table listing plays like 'T. Irwin 32 pass from J. Burrow (E. McPherson kick)' with times.

Missed FGs: None. Attendance: 66,526. Time: 3:10.

TEAM STATISTICS HOU. CIN. table with rows for First downs, Third down conversions, Total net yards, etc.

RUSHING HOU. CIN. table with columns ATT, YDS, LG, TD for players like D. Singletary, X. Hutchinson, N. Dell, C. Stroud.

PASSING HOU. CIN. table with columns ATT, CMP, YDS, TD-I for players like C. Stroud, J. Burrow.

RECEIVING HOU. CIN. table with columns NO, YDS, LG, TD for players like N. Brown, N. Dell, D. Schultz, J. Metchie, M. Boone, R. Woods, D. Singletary.

DEFENSE Houston (press box stats) — ST-AT-TT: T. Thomas 4-4-8, D. Houston-Carson 7-0-7, S. Rankins 5-0-5, D. Perryman 4-1-5, B. Cashman 2-3-5, S. Griffin 2-3-5, C. Harris 2-3-5, M. Collins 2-2-4, S. Nelson 2-2-4, J. Greenard 3-0-3, K. Hinish 0-2-2, D. Horton 1-0-1, W. Anderson 0-1-1, K. Davis 0-1-1. SKS.-YDS.: S. Rankins 3-25, K. Hinish 1-8. INT.-YDS.: D. Houston-Carson 1-13, S. Griffin 1-0. PD: S. Griffin 1, D. Houston-Carson 1. FF: S. Rankins 1. FR-YDS.: None. Cincinnati (press box stats) — ST-AT-TT: C. Taylor-Britt 7-2-9, M. Hilton 6-2-8, C. Awuzie 5-3-8, G. Pratt 4-4-8, D. Hill 4-3-7, C. Sample 3-2-5, L. Wilson 2-3-5, T. Hendrickson 2-2-4, J. Battle 2-1-3, B. Hill 2-1-3, N. Scott 1-2-3, D. Turner 1-2-3, D. Reader 2-0-2, Z. Carter 0-1-1, M. Murphy 0-1-1, J. Tufele 0-1-1. SKS.-YDS.: T. Hendrickson 0-5-0, L. Wilson 0-5-0. INT.-YDS.: C. Taylor-Britt 1-30. PD: D. Hill 2, C. Taylor-Britt 2, C. Awuzie 1, D. Turner 1, L. Wilson 1. FF: L. Wilson 1. FR-YDS.: M. Hilton 1-0, D. Reader 1-0.

WEEK 11, GAME 10

Baltimore Ravens 34, Cincinnati Bengals 20
Thursday night, Nov. 16, 2023 at M&T Bank Stadium

The Bengals held a narrow lead early in the second quarter in a highly anticipated Thursday Night Football showdown at Baltimore, but a wrist injury forced QB Joe Burrow to miss the remainder of the game and the Ravens went on to secure a 34-20 divisional win. Burrow left the contest after throwing a TD pass to HB Joe Mixon that put Cincinnati ahead 10-7, and Baltimore capitalized on his absence with two TD drives before halftime to build a double-digit advantage. The balanced Ravens offense totaled 405 net yards — with 248 coming through the air and 157 on the ground — and had seven plays of 20 or more yards. Backup QB Jake Browning was effective in relief of Burrow, leading a 10-play FG drive to open the second half that closed Cincinnati's deficit to 21-13. The Bengals also posted a season-best 136 rushing yards to help keep the game within reach through three quarters, but Baltimore managed to create separation with 13 straight points while forcing a punt on three consecutive Bengals possessions. Cincinnati fell to 5-5, while Baltimore improved to 8-3.

SCORE BY PERIODS table with columns 1, 2, 3, 4, OT, PTS. Cincinnati 3, 7, 3, 7, —, 20. Baltimore 7, 14, 6, 7, —, 34.

TEAM — SCORING PLAY QTR.-LEFT table listing plays like 'G. Edwards 3 run (J. Tucker kick)' with times.

Missed FGs: None. Attendance: 70,997. Time: 3:08.

TEAM STATISTICS CIN. BALT. table with rows for First downs, Third down conversions, Total net yards, etc.

RUSHING CIN. BALT. table with columns ATT, YDS, LG, TD for players like J. Mixon, J. Browning, T. Williams, J. Burrow.

PASSING CIN. BALT. table with columns ATT, CMP, YDS, TD-I for players like J. Burrow, J. Browning.

RECEIVING CIN. BALT. table with columns NO, YDS, LG, TD for players like J. Mixon, T. Hudson, T. Irwin, T. Boyd, D. Sample, J. Chase.

DEFENSE Cincinnati (press box stats) — ST-AT-TT: J. Battle 10-1-11, L. Wilson 6-3-9, D. Hill 6-1-7, M. Hilton 4-1-5, C. Awuzie 3-0-3, G. Pratt 2-1-3, C. Sample 2-1-3, T. Hendrickson 2-0-2, M. Murphy 2-0-2, B. Hill 0-2-2, D. Reader 1-0-1, C. Taylor-Britt 1-0-1, D. Turner 1-0-1, Z. Carter 0-1-1, A. Davis-Gaither 0-1-1, J. Ossai 0-1-1. SKS.-YDS.: T. Hendrickson 1-9, D. Turner 1-5, M. Hilton 1-2. INT.-YDS.: None. PD: C. Awuzie 1, C. Taylor-Britt 1. FF: L. Wilson 1. FR-YDS.: None. Baltimore (press box stats) — ST-AT-TT: P. Queen 9-2-11, R. Smith 4-6-10, M. Williams 5-2-7, J. Madubuike 3-0-3, O. Oweh 3-0-3, B. Urban 3-0-3, T. Robinson 2-1-3, K. Hamilton 1-2-3, G. Stone 1-2-3, M. Harrison 2-0-2, K. Van Noy 2-0-2, J. Armour-Davis 1-1-2, J. Clowney 1-1-2, A. Maullet 1-0-1, B. Stephens 1-0-1, R. Ya-Sin 1-0-1. SKS.-YDS.: K. Van Noy 1-10, J. Clowney 1-7, O. Oweh 1-7, T. Robinson 1-7, J. Madubuike 1-2. INT.-YDS.: None. PD: R. Darby 3, K. Hamilton 2, M. Williams 2. FF: None. FR-YDS.: None.

WEEK 12, GAME 11

Pittsburgh Steelers 16, Cincinnati Bengals 10 Sunday, Nov. 26, 2023 at Paycor Stadium

QB Jake Browning passed for 227 yards and a TD in his first career start, but the Bengals were held to three points in the second half of a 16-10 home loss. Pittsburgh's offense totaled 421 net yards and scored on each of its final three possessions to build a two-score lead, after being limited to a FG until the late stages of the third quarter. Cincinnati pulled ahead 7-3 in the second quarter when HB Trayveon Williams' 46-yard kickoff return set up strong field position for Browning, who finished off the ensuing drive with a TD pass to TE Drew Sample. The Bengals opened the second half by marching into the red zone, but an INT by Steelers S Trenton Thompson led to a 14-play, 79-yard TD drive that put Pittsburgh back in front. The Bengals were forced to punt twice in the fourth quarter while the Steelers expanded their lead, before Cincinnati kicked a FG ahead of the two-minute warning to close its gap to six. With no timeouts remaining, the Bengals attempted an onside kick, but a Steelers recovery allowed Pittsburgh to kneel out the remaining clock. Cincinnati fell to 5-6, while Pittsburgh improved to 7-4.

SCORE BY PERIODS table with columns 1, 2, 3, 4, OT, PTS. Pittsburgh 0, 3, 7, 6, 16; Cincinnati 0, 7, 0, 3, 10.

TEAM - SCORING PLAY table with columns QTR-LEFT, Pitt., Cin. listing plays like C. Boswell 41 field goal, D. Sample 11 pass from J. Browning, etc.

Missed FGs: None. Attendance: 65,090. Time: 2:48.

TEAM STATISTICS table comparing Pittsburgh and Cincinnati across categories like First downs, Total net yards, Net yards rushing, etc.

RUSHING table with columns PIT., ATT, YDS, LG, TD, CIN., ATT, YDS, LG, TD for players like N. Harris, J. Warren, K. Pickett, and totals.

PASSING table with columns PIT., ATT, CMP, YDS, TD-I, CIN., ATT, CMP, YDS, TD-I for players like K. Pickett and totals.

RECEIVING table with columns PIT., NO, YDS, LG, TD, CIN., NO, YDS, LG, TD for players like P. Freiermuth, D. Johnson, G. Pickens, etc.

DEFENSE Pittsburgh (press box stats) - ST-AT-TT: E. Roberts 4-2-6, T. Thompson 5-0-5, T. Watt 5-0-5, M. Walker 4-1-5, D. Kazez 2-3-5, Ca. Heyward 3-1-4, K. Benton 1-1-2, P. Peterson 1-1-2, J. Porter 1-1-2, Ni. Herbig 1-0-1, C. Sullivan 1-0-1, A. Highsmith 0-1-1. SKS.-YDS.: T. Watt 2-15, Ni. Herbig 1-9, Ca. Heyward 1-6. INT.-YDS.: T. Thompson 1-6. PD: D. Kazez 1, L. Ogunjobi 1, P. Peterson 1, J. Porter 1, T. Thompson 1, L. Wallace 1. FF: T. Watt 1. FR.-YDS.: None.

DEFENSE Cincinnati (press box stats) - ST-AT-TT: L. Wilson 6-4-10, M. Hilton 8-0-8, J. Battle 3-5-8, D. Hill 5-2-7, G. Pratt 3-3-6, D. Turner 4-1-5, S. Hubbard 2-2-4, Z. Carter 0-4-4, A. Davis-Gaither 2-1-3, D. Reader 2-1-3, C. Awuzie 1-2-3, M. Murphy 1-2-3, T. Hendrickson 2-0-2, N. Scott 1-1-2, B. Hill 0-2-2, J. Tupou 0-2-2, J. Davis 1-0-1, C. Sample 1-0-1. SKS.-YDS.: T. Hendrickson 1-8, M. Murphy 1-2. INT.-YDS.: None. PD: D. Turner 2, D. Hill 1. FF: Z. Carter 1. FR.-YDS.: D. Turner 1-28.

WEEK 13, GAME 12

Cincinnati Bengals 34, Jacksonville Jaguars 31 (OT) Monday night, Dec. 4, 2023 at EverBank Stadium

In a nationally televised thriller which included five ties and six lead changes, the Bengals won when K Evan McPherson converted a game-winning 48-yard FG with 3:17 left in overtime. In his second career start, QB Jake Browning completed 32 of 37 passes (86.5 percent) for 354 yards and one TD, highlighted by four completions in the extra period to move Cincinnati into FG range. The Bengals answered a pair of Jaguars TDs in the first half with two rushing scores from HB Joe Mixon, then grabbed their first lead early in the third quarter when Browning found WR Ja'Marr Chase down the left sideline for a 76-yard TD. Chase had 11 catches for 149 yards, while Mixon had 117 scrimmage yards (68 rushing, 49 receiving). Cincinnati improved to 6-6, while Jacksonville fell to 8-4.

SCORE BY PERIODS table with columns 1, 2, 3, 4, OT, PTS. Cincinnati 0, 14, 7, 10, 3, 34; Jacksonville 7, 7, 14, 3, 0, 31.

TEAM - SCORING PLAY table with columns QTR-LEFT, Jax., Cin. listing plays like T. Etienne 4 run, J. Mixon 6 run, E. Ingram 22 pass from T. Lawrence, etc.

Missed FGs: E. McPherson (57HCB), B. McManus (48WR). Attendance: 67,951. Time: 3:27.

TEAM STATISTICS table comparing Jacksonville and Cincinnati across categories like First downs, Total net yards, Net yards rushing, etc.

RUSHING table with columns CIN., ATT, YDS, LG, TD, JAX., ATT, YDS, LG, TD for players like J. Mixon, C. Brown, J. Browning, T. Boyd, and totals.

PASSING table with columns CIN., ATT, CMP, YDS, TD-I, JAX., ATT, CMP, YDS, TD-I for players like J. Browning, T. Boyd, Chase, and totals.

RECEIVING table with columns CIN., NO, YDS, LG, TD, JAX., NO, YDS, LG, TD for players like J. Chase, J. Mixon, T. Boyd, T. Hudson, T. Higgins, T. Irwin, M. Wilcox, D. Sample, J. Browning, and totals.

DEFENSE Cincinnati (press box stats) - ST-AT-TT: G. Pratt 4-8-12, D. Turner 8-0-8, C. Awuzie 6-2-8, L. Wilson 5-3-8, J. Battle 4-3-7, D. Hill 4-2-6, D. Reader 1-5-6, M. Hilton 2-3-5, B. Hill 2-1-3, S. Hubbard 1-2-3, C. Sample 1-1-2, T. Hendrickson 1-0-1, M. Murphy 1-0-1, J. Ossai 1-0-1, N. Scott 1-0-1, A. Davis-Gaither 1-0-1, Z. Carter 0-1-1, J. Tupou 0-1-1. SKS.-YDS.: T. Hendrickson 1-7, S. Hubbard 1-7, J. Battle 1-2, J. Ossai 1-0. INT.-YDS.: None. PD: C. Awuzie 1, J. Battle 1, B. Hill 1, D. Hill 1, M. Hilton 1. FF: L. Wilson 1. FR.-YDS.: None.

DEFENSE Jacksonville (press box stats) - ST-AT-TT: F. Oluokun 8-5-13, D. Lloyd 8-3-11, A. Cisco 6-1-7, R. Jenkins 5-2-7, Dari. Williams 5-2-7, J. Allen 3-4-7, G. Junior 5-1-6, Ty. Campbell 4-2-6, A. Johnson 4-1-5, T. Walker 0-4-4, K. Chaisson 2-0-2, A. Wingard 1-1-2, A. Gotsis 0-2-2, T. Herndon 1-0-1, F. Fatukasi 0-1-1, D. Hamilton 0-1-1, J. Ledbetter 0-1-1, D. Smoot 0-1-1. SKS.-YDS.: J. Allen 1.5-9.5, T. Walker 0.5-2.5. INT.-YDS.: J. Allen 1-8. PD: J. Allen 1, G. Junior 1. FF: None. FR.-YDS.: None.

WEEK 14, GAME 13

Cincinnati Bengals 34, Indianapolis Colts 14
Sunday, Dec. 10, 2023 at Paycor Stadium

The Bengals outscored the Colts 20-0 in the second half to turn a tie game at halftime into a dominant home win. Cincinnati jumped in front 14-0 early in the second quarter, as HB Chase Brown's first career TD on a 54-yard screen pass was followed by a methodical 11-play scoring drive on the Bengals' next possession. Indianapolis flipped the momentum in its own favor with two TDs that came just 25 seconds apart, the second of which was a pick-six by LB Ronnie Harrison Jr. that led to a game-tying two-point conversion. Cincinnati responded with a pair of TDs in the third quarter, including TE Tanner Hudson also grabbing his first career TD catch on the opening drive of the half. QB Jake Browning extended the lead with a one-yard sneak for his third total TD of the afternoon, and an INT by DT B.J. Hill in the fourth quarter allowed Cincinnati to work the remaining clock. The Bengals defensively yielded just 46 rushing yards and sacked Colts QB Gardner Minshew II three times, including two by DE Trey Hendrickson. Cincinnati improved to 7-6, while Indianapolis fell to 7-6.

SCORE BY PERIODS table with columns 1, 2, 3, 4, OT, PTS. Indianapolis 0, 14, 0, 0, —, 14. Cincinnati 7, 7, 14, 6, —, 34.

TEAM — SCORING PLAY QTR-LEFT table listing plays such as C.Brown 54 pass from J.Browning (E.McPherson kick) 1-6:31, J.Mixon 1 run (E.McPherson kick) 2-10:18, etc.

Missed FGs: M.Gay (38LU). Attendance: 65,981. Time: 2:55.

TEAM STATISTICS IND. CIN. table with columns First downs, Third down conversions-attempts, Total net yards, etc.

RUSHING IND. CIN. table with columns ATT, YDS, LG, TD for players like Z.Moss, T.Sermon, G.Minshew, etc.

PASSING IND. CIN. table with columns ATT, CMP, YDS, TD-I for players like G.Minshew, J.Browning, A.McCarron, etc.

RECEIVING IND. CIN. table with columns NO, YDS, LG, TD for players like M.Pittman, W.Mallory, Z.Moss, etc.

Indianapolis (press box stats) — ST-AT-TT: Z.Franklin 6-8-14, D.Buckner 3-5-8, D.Baker 6-1-7, J.Blackmon 5-2-7, J.Jones 4-1-5, G.Stewart 4-1-5, R.Harrison 3-1-4, N.Cross 2-2-4, K.Moore 3-0-3, S.Ebukam 1-1-2, K.Paye 1-1-2, A.Adebawore 1-0-1, T.Lewis 1-0-1, C.McGrone 1-0-1, R.Thomas 1-0-1. SKS.-YDS.: None. INT.-YDS.: R.Harrison 1-36. PD: D.Baker 1, D.Buckner 1, R.Harrison 1, K.Moore 1. FF: None. FR.-YDS.: None.

Cincinnati (press box stats) — ST-AT-TT: G.Pratt 4-6-10, L.Wilson 4-6-10, D.Hill 3-3-6, C.Awuzie 4-1-5, M.Hilton 4-1-5, J.Battle 3-1-4, D.Turner 3-0-3, S.Hubbard 2-1-3, A.Davis-Gaither 2-0-2, T.Hendrickson 2-0-2, B.Hill 2-0-2, J.Tupou 2-0-2, D.Reader 1-1-2, C.Sample 1-1-2, D.Ivey 1-0-1, J.Ossai 1-0-1, M.Bailey 0-1-1, M.Murphy 0-1-1. SKS.-YDS.: T.Hendrickson 2-14, G.Pratt 0.5-0, C.Sample 0.5-0. INT.-YDS.: B.Hill 1-0. PD: C.Awuzie 2, T.Hendrickson 1, B.Hill 1, D.Ivey 1, L.Wilson 1. FF: None. FR.-YDS.: None.

WEEK 15, GAME 14

Cincinnati Bengals 27, Minnesota Vikings 24 (OT)
Saturday, Dec. 16, 2023 at Paycor Stadium

The Bengals trailed 17-3 entering the fourth quarter before scoring a TD on three straight drives to send the game to overtime, where K Evan McPherson drilled a game-winning FG to lift Cincinnati to victory in a nationally televised game. Two of the Bengals' fourth-quarter TDs were caught by WR Tee Higgins, including a game-tying score in the final minute of regulation when he hauled in a deep pass near the goal line and extended his arm over the pylon while being tackled backwards out of bounds. In the extra period, the Vikings needed less than a yard on third and fourth down from the Bengals' 42-yard line, but Cincinnati's defense stonewalled them for no gain twice to regain possession. Browning then connected with WR Tyler Boyd for a 44-yard catch on third-and-nine to put the Bengals in position for McPherson's game-winner. Browning completed a pass to 11 different receivers and finished to complete 29 of 42 attempts for 324 yards, with 243 of those yards coming after halftime. Cincinnati improved to 8-6, while Minnesota fell to 7-7.

SCORE BY PERIODS table with columns 1, 2, 3, 4, OT, PTS. Minnesota 7, 0, 10, 7, 0, 24. Cincinnati 3, 0, 0, 21, 3, 27.

TEAM — SCORING PLAY QTR-LEFT table listing plays such as E.McPherson 34 field goal 1-8:41, T.Chandler 1 run (G.Joseph kick) 1-2:23, etc.

Missed FGs: None. Attendance: 66,376. Time: 3:19.

TEAM STATISTICS MINN. CIN. table with columns First downs, Third down conversions-attempts, Total net yards, etc.

RUSHING MINN. CIN. table with columns ATT, YDS, LG, TD for players like T.Chandler, N.Mullens, K.Nwangwu, etc.

PASSING MINN. CIN. table with columns ATT, CMP, YDS, TD-I for players like N.Mullens, J.Jefferson, etc.

RECEIVING MINN. CIN. table with columns NO, YDS, LG, TD for players like J.Jefferson, J.Addison, T.Hockenson, etc.

Minnesota (press box stats) — ST-AT-TT: C.Bynum 8-1-9, I.Pace 7-2-9, B.Murphy 5-1-6, D.Wonnum 4-2-6, J.Metellus 5-0-5, H.Smith 5-0-5, D.Hunter 3-2-5, A.Evans 3-1-4, T.Dye 1-2-3, P.Jones 2-0-2, H.Phillips 2-0-2, S.Day 0-2-2, M.Blackmon 1-0-1, J.Bullard 1-0-1. SKS.-YDS.: D.Hunter 2-18, J.Bullard 1-7, J.Metellus 1-1, D.Wonnum 1-0. INT.-YDS.: A.Evans 1-1. PD: A.Evans 2, D.Wonnum 2, M.Blackmon 1, H.Smith 1. FF: B.Murphy 1. FR.-YDS.: None.

Cincinnati (press box stats) — ST-AT-TT: G.Pratt 5-6-11, J.Battle 3-7-10, D.Turner 4-3-7, L.Wilson 4-3-7, D.Hill 4-2-6, B.Hill 1-4-5, C.Awuzie 3-1-4, C.Sample 3-1-4, M.Murphy 2-2-4, J.Tupou 1-3-4, M.Hilton 3-0-3, S.Hubbard 3-0-3, T.Hendrickson 1-2-3, J.Ossai 1-0-1, N.Scott 1-0-1, Z.Carter 0-1-1, A.Davis-Gaither 0-1-1. SKS.-YDS.: T.Hendrickson 1.5-11.5, M.Murphy 1-6, G.Pratt 0.5-4.5. INT.-YDS.: M.Hilton 1-16, B.Hill 1-0. PD: M.Hilton 2, B.Hill 1, D.Hill 1. FF: None. FR.-YDS.: None.

WEEK 17, GAME 16

WEEK 16, GAME 15

Pittsburgh Steelers 34, Cincinnati Bengals 11

Saturday, Dec. 23, 2023 at Acrisure Stadium

The Steelers jumped out to a 24-0 halftime lead and never looked back to snap Cincinnati's three-game winning streak in a nationally televised contest. The Bengals drove into the red zone twice in the first half but came away with zero points, as QB Jake Browning threw an ill-advised INT and the offense later was stopped on fourth-and-one at the Pittsburgh five-yard line. Browning finished with 335 passing yards, including an 80-yard TD to WR Tee Higgins early in the third quarter, but was picked off three times. The Steelers totaled 397 offensive net yards, led by a 195-yard receiving game by WR George Pickens, who caught TD passes of 86 and 66 yards from QB Mason Rudolph. Pittsburgh found the end zone on three of its four first drives for a 24-0 halftime lead, as the Pickens 86-yard score on the Steelers' second play from scrimmage was followed in the second quarter by a pair of rushing TDs and a FG. Cincinnati fell to 8-7, while Pittsburgh improved to 8-7.

SCORE BY PERIODS table with columns 1, 2, 3, 4, OT, PTS. Cincinnati: 0, 0, 11, 0, —, 11. Pittsburgh: 7, 17, 7, 3, —, 34.

TEAM — SCORING PLAY QTR.-LEFT table listing plays like G.Pickens 86 pass from M.Rudolph (C.Boswell kick) 1-10:45.

Missed FGs: None. Attendance: 66,646. Time: 2:54.

TEAM STATISTICS CIN. PITT. table with rows for First downs, Third down conversions, Total net yards, etc.

RUSHING CIN. PITT. table with columns ATT, YDS, LG, TD.

PASSING CIN. PITT. table with columns ATT, CMP, YDS, TD-I.

RECEIVING CIN. PITT. table with columns NO, YDS, LG, TD.

DEFENSE

Cincinnati (press box stats) — ST-AT-TT: L.Wilson 3-8-11, B.Hill 3-5-8, J.Battle 4-3-7, D.Hill 3-4-7, G.Pratt 2-3-5, M.Hilton 1-4-5, C.Awuzie 3-1-4, T.Hendrickson 2-1-3, D.Turner 2-1-3, Z.Carter 0-3-3, S.Hubbard 1-1-2, A.Davis-Gaither 0-2-2, N.Scott 1-0-1, J.Tupou 1-0-1, M.Murphy 0-1-1, J.Tufele 0-1-1. SKS.-YDS.: T.Hendrickson 1-6. INT.-YDS.: None. PD: C.Awuzie 1, M.Hilton 1, L.Wilson 1. FF: C.Awuzie 1. FR-YDS.: None.

Pittsburgh (press box stats) — ST-AT-TT: M.Walker 5-3-8, E.Rowe 3-4-7, M.Jack 3-3-6, E.Roberts 5-0-5, L.Wallace 5-0-5, C.Sullivan 3-0-3, Ni.Herbig 2-1-3, T.Watt 2-1-3, M.Killebrew 1-2-3, J.Porter 2-0-2, M.Robinson 2-0-2, M.Golden 1-1-2, L.Ogunjobi 1-1-2, P.Peterson 1-1-2, A.Highsmith 1-0-1, E.Riley 1-0-1, A.Watts 1-0-1. SKS.-YDS.: M.Jack 1-11, T.Watt 1-8, A.Highsmith 1-7. INT.-YDS.: E.Rowe 1-25, P.Peterson 1-0, A.Highsmith 1-0. PD: A.Highsmith 1, P.Peterson 1, J.Porter 1, E.Rowe 1, C.Sullivan 1, L.Wallace 1, T.Watt 1. FF: T.Watt 1. FR-YDS.: None.

Kansas City 25, Cincinnati Bengals 17

Sunday, Dec. 31, 2023 at GEHA Field at Arrowhead Stadium

The Bengals built a 10-point lead in the second quarter before Kansas City answered with six straight FGs to pull ahead and ultimately eliminate Cincinnati from postseason contention. After a TD pass from QB Jake Browning to HB Joe Mixon put the Bengals in front 10-7, DE Trey Hendrickson had a strip sack on QB Patrick Mahomes which was recovered by fellow DE Sam Hubbard to give Cincinnati the ball in Chiefs territory. The Bengals capitalized eight plays later with a Browning rushing TD. Kansas City cut its deficit to four by halftime, but Cincinnati's offense on its first possession of the second half drove to the Chiefs' six-yard line. The Bengals elected to go for it on fourth-and-one, but Mixon was stopped behind the line of scrimmage to end Cincinnati's hopes of making it a two-score game. Kansas City K Harrison Butker knocked through four second-half FGs, including three in the fourth quarter, to give the Chiefs a lead they would not relinquish. The Bengals reached midfield on their final drive, but Browning was sacked on consecutive plays before a desperation heave on fourth down fell incomplete. Cincinnati fell to 8-8, while Kansas City improved to 10-6.

SCORE BY PERIODS table with columns 1, 2, 3, 4, OT, PTS. Cincinnati: 3, 14, 0, 0, —, 17. Kansas City: 7, 6, 3, 9, —, 25.

TEAM — SCORING PLAY QTR.-LEFT table listing plays like E.McPherson 34 field goal 1-6:21.

Missed FGs: None. Attendance: 73,565. Time: 2:56.

TEAM STATISTICS CIN. K.C. table with rows for First downs, Third down conversions, Total net yards, etc.

RUSHING CIN. K.C. table with columns ATT, YDS, LG, TD.

PASSING CIN. K.C. table with columns ATT, CMP, YDS, TD-I.

RECEIVING CIN. K.C. table with columns NO, YDS, LG, TD.

DEFENSE

Cincinnati (press box stats) — ST-AT-TT: J.Battle 6-2-8, D.Hill 5-1-6, C.Awuzie 4-1-5, M.Hilton 4-1-5, S.Hubbard 2-3-5, L.Wilson 2-3-5, B.Hill 2-1-3, J.Tufele 1-2-3, J.Tupou 1-2-3, Z.Carter 2-0-2, C.Taylor-Britt 2-0-2, A.Davis-Gaither 1-0-1, T.Hendrickson 1-0-1, C.Sample 1-0-1, M.Murphy 0-1-1, G.Pratt 0-1-1, D.Turner 0-1-1. SKS.-YDS.: T.Hendrickson 1-4, M.Hilton 1-0. INT.-YDS.: None. PD: C.Taylor-Britt 1. FF: T.Hendrickson 1. FR-YDS.: S.Hubbard 1-0.

Kansas City (press box stats) — ST-AT-TT: N.Bolton 9-4-13, J.Reid 7-1-8, T.McDuffie 5-1-6, G.Karlatfis 4-1-5, W.Gay 4-1-5, C.Omenihu 3-2-5, L.Chenal 3-1-4, L.Sneed 2-1-3, D.Nnadi 2-1-3, C.Conner 2-1-3, Ja.Watson 1-2-3, M.Danna 2-0-2, M.Edwards 2-0-2, T.Wharton 1-1-2, C.Jones 1-0-1, D.Tranquill 1-0-1, J.Williams 0-1-1, M.Pennel 0-1-1. SKS.-YDS.: J.Reid 2-13, G.Karlatfis 1.5-9.5, C.Jones 1-11, T.Wharton 1-1, C.Omenihu 0.5-3.5. INT.-YDS.: None. PD: N.Bolton 1, C.Omenihu 1, L.Sneed 1, J.Williams 1. FF: None. FR-YDS.: None.

WEEK 18, GAME 17

Cincinnati Bengals 31, Cleveland Browns 14

Sunday, Jan. 7, 2024 at Paycor Stadium

The Bengals built a 24-0 halftime lead and cruised to a dominant home win in the regular-season finale. Cincinnati's defense held the Browns, who rested numerous starters with their playoff seeding solidified, to just 244 net yards while grabbing two INTs off QB Jeff Driskel in the first half. Offensively, the Bengals recorded 183 rushing yards, led by a 111-yard effort from HB Joe Mixon, who surpassed 1000 for the season. QB Jake Browning threw three TD passes, the first going to Mixon and the other two to rookie WR Andrei Iosivas. Iosivas' second TD capped off a season-long 99-yard scoring drive for the Bengals which lasted 14 plays and more than eight minutes in the third quarter. WR Ja'Marr Chase totaled four catches to reach 100 on the year, and DE Trey Hendrickson had a half-sack to post a final tally of 17.5, the second most in team single-season history. Cincinnati closed the regular season at 9-8, while Cleveland fell to 11-6.

SCORE BY PERIODS	1	2	3	4	OT	PTS.
Cleveland	0	0	0	14	—	14
Cincinnati	14	10	7	0	—	31

TEAM — SCORING PLAY	QTR.-LEFT
Cin. — J.Mixon 1 run (E.McPherson kick)	1-6:07
Cin. — J.Mixon 6 pass from J.Browning (E.McPherson kick)	1-0:48
Cin. — A.Iosivas 3 pass from J.Browning (E.McPherson kick)	2-9:19
Cin. — E.McPherson 45 field goal	2-1:55
Cin. — A.Iosivas 7 pass from J.Browning (E.McPherson kick)	3-3:32
Cle. — Dav.Bell 31 pass from J.Driskel (R.Patterson kick)	4-8:45
Cle. — Dav.Bell 24 pass from J.Driskel (R.Patterson kick)	4-2:34

Missed FGs: None. Attendance: 65,865. Time: 2:55.

TEAM STATISTICS	CLE.	CIN.
First downs	13	22
Third down conversions-attempts	2-11	3-12
Total net yards	244	328
Net yards rushing	104	183
Net yards passing	140	145
Pass attempts-completions-interceptions	26-13-2	28-21-1
Sacks against-yards lost	3-26	3-31
Punts-average	7-47.9	6-45.7
Punt returns-yards	1-6	3-27
Kickoff returns-yards	1-19	2-44
Penalties-yards	7-35	1-10
Fumbles-lost	0-0	1-0
Time of possession	24:14	35:46

RUSHING

CLE.	ATT	YDS	LG	TD	CIN.	ATT	YDS	LG	TD
P.Strong	14	65	20	0	J.Mixon	14	111	44	1
J.Driskel	7	33	13	0	C.Brown	11	43	27	0
J.Ford	3	6	4	0	J.Browning	2	18	11	0
					C.Jones	2	13	7	0
					T.Williams	1	-2	-2	0
TOTALS	24	104	20	0	TOTALS	30	183	44	1

PASSING

CLE.	ATT	CMP	YDS	TD-I	CIN.	ATT	CMP	YDS	TD-I
J.Driskel	26	13	166	2-2	J.Browning	24	18	156	3-1
					A.McCarron	4	3	20	0-0
TOTALS	26	13	166	2-2	TOTALS	28	21	176	3-1

RECEIVING

CLE.	NO	YDS	LG	TD	CIN.	NO	YDS	LG	TD
Dav.Bell	4	68	31t	2	A.Iosivas	5	36	15	2
C.Tillman	3	43	18	0	J.Chase	4	19	11	0
J.Akins	3	24	14	0	C.Jones	3	49	35	0
J.Ford	2	26	19	0	T.Irwin	2	34	25	0
K.Hunt	1	5	5	0	T.Hudson	2	11	8	0
					D.Sample	2	7	5	0
					C.Brown	1	10	10	0
					J.Mixon	1	6	6t	1
					T.Boyd	1	4	4	0
TOTALS	13	166	31	2	TOTALS	21	176	35	3

DEFENSE

Cleveland (press box stats) — ST-AT-TT: T.Fields 4-5-9, J.Kunaszzyk 5-2-7, D.Harmon 4-3-7, S.Kamara 4-3-7, A.Wright 5-1-6, D'A.Bell 5-0-5, I.McGuire 5-0-5, C.Mitchell 5-0-5, M.Adams 3-2-5, V.Gray 3-1-4, R.Hickman 1-2-3, K.Hailassie 2-0-2, M.Diabate 0-1-1. SKS.-YDS.: I.McGuire 1-12, A.Wright 1-10, D.Harmon 1-9. INT.-YDS.: D'A.Bell 1-2. PD: V.Gray 2, D'A.Bell 1, J.Elliott 1, K.Hailassie 1. FF: A.Wright 1. FR-YDS.: None.

Cincinnati (press box stats) — ST-AT-TT: D.Hill 4-1-5, L.Wilson 2-3-5, J.Battle 3-1-4, B.Hill 2-2-4, M.Hilton 3-0-3, D.Turner 3-0-3, A.Davis-Gaither 2-1-3, J.Ossai 1-2-3, Z.Carter 2-0-2, J.Davis 1-1-2, T.Hendrickson 1-1-2, G.Pratt 1-1-2, C.Sample 1-1-2, C.Taylor-Britt 1-1-2, J.Tufele 0-2-2, M.Bailey 1-0-1, S.Hubbard 1-0-1, N.Scott 1-0-1, J.Tupou 1-0-1, S.Jones 0-1-1, M.Murphy 0-1-1. SKS.-YDS.: J.Battle 1-10, S.Hubbard 1-7, T.Hendrickson 0.5-4.5, B.Hill 0.5-4.5. INT.-YDS.: L.Wilson 1-26, J.Battle 1-0. PD: J.Battle 2, M.Hilton 1, J.Ossai 1, G.Pratt 1, C.Sample 1, D.Turner 1, L.Wilson 1. FF: None. FR-YDS.: None.

2023 PRESEASON STATISTICS

RECORD: 0-2-1

DATE	W-L	SCORE	OPPONENT	ATTENDANCE
8-11-23	L	19-36	GREEN BAY	64,243
8-18-23	T	13-13	at Atlanta	67,477
8-26-23	L	19-21	at Washington	54,281

TEAM STATISTICS		BENGALS	OPPONENTS
TOTAL FIRST DOWNS	52	64
Rushing	15	19
Passing	32	40
Penalty	5	5
3rd Down: Made-Att	15-39	17-39
3rd Down Pct.	38.5	43.6
4th Down: Made-Att	0-4	0-4
4th Down Pct.	0.0	0.0
POSSESSION AVG.	28:36	31:24
TOTAL NET YARDS	890	1202
Avg. Per Game	296.7	400.7
Total Plays	186	191
Avg. Per Play	4.8	6.3
NET YARDS RUSHING	238	449
Avg. Per Game	79.3	149.7
Total Rushes	62	78
NET YARDS PASSING	652	753
Avg. Per Game	217.3	251.0
Sacked-Yards Lost	3-18	8-41
Gross Yards	670	794
Att.-Completions	121-74	105-74
Completion Pct.	61.2	70.5
Had Intercepted	4	3
PUNTS-AVG.	11-46.4	10-47.2
Net Punting Avg.	11-43.6	10-38.9
PENALTIES-YARDS	22-200	22-193
FUMBLES-BALLS LOST	0-0	3-1
TOUCHDOWNS	4	9
Rushing	1	4
Passing	2	5
Returns	1	0

SCORE BY PERIODS	1	2	3	4	OT	PTS
BENGALS	10	19	6	16	0	51
OPPONENTS	7	24	23	16	0	70

SCORING	TD	TD-R	TD-P	TD-Rt	K-PAT	FG	S	PTS
Evan McPherson	0	0	0	0	3-3	8-8	0	27
Tylen Anderson	1	0	0	1	—	—	0	6
Chase Brown	1	1	0	0	—	—	0	6
Andre Iosivas	1	0	1	0	—	—	0	6
Shedrick Jackson	1	0	1	0	—	—	0	6
BENGALS	4	1	2	1	3-3	8-8	0	51
OPPONENTS	9	4	5	0	7-9	3-3	0	70

Two-point conversions: (None). BENGALS 0-1 (0-0 R, 0-1 P), OPPONENTS 0-0 (0-0 R, 0-0 P).

Sacks-yards: Owen Carney 2-11, Jeff Gunter 1.5-14.5, Raymond Johnson III 1.5-4.5, Jalen Davis 1-7, Dominique Davis 1-3, Keandre Jones 1-1. BENGALS 8-41, OPPONENTS 3-18.

Fumbles-lost: (None). BENGALS 0-0, OPPONENTS 3-1.

RUSHING	ATT	YDS	AVG	LG	TD
Chase Brown	28	69	2.5	10	1
Chris Evans	14	64	4.6	33	0
Jake Browning	6	55	9.2	19	0
Jacob Saylor	9	27	3.0	6	0
Calvin Tyler Jr.	4	16	4.0	8	0
Trevor Siemian	1	7	7.0	7	0
BENGALS	62	238	3.8	33	1
OPPONENTS	78	449	5.8	80	4

RECEIVING	REC	YDS	AVG	LG	TD
Andre Iosivas	12	129	10.8	25	1
Shedrick Jackson	9	112	12.4	34	1
Charlie Jones	9	79	8.8	20	0
Tanner Hudson	8	71	8.9	20	0
Kwamie Lassiter II	7	39	5.6	10	0
Chase Brown	6	32	5.3	21	0
Malachi Carter	4	43	10.8	14	0
Trent Taylor	3	26	8.7	14	0
Mac Hippenhammer	3	23	7.7	12	0
Trenton Irwin	2	46	23.0	32	0
Chris Evans	2	20	10.0	10	0
Jacob Saylor	2	14	7.0	8	0
Stanley Morgan	2	12	6.0	7	0
Drew Sample	1	13	13.0	13	0
Christian Trahan	1	6	6.0	6	0
Nick Bowers	1	3	3.0	3	0
Devin Asiati	1	2	2.0	2	0
Calvin Tyler Jr.	1	0	0.0	0	0
BENGALS	74	670	9.1	34	2
OPPONENTS	74	794	10.7	47	5

INTERCEPTIONS	NO	YDS	AVG	LG	TD
Tylen Anderson	2	45	22.5	43	1
Joseph Ossai	1	17	17.0	17	0
BENGALS	3	62	20.7	43	1
OPPONENTS	4	28	7.0	17	0

PUNTING	NO	YDS	AVG	NET	TB	IN-20	LG	BLK
Brad Robbins	8	371	46.4	42.6	1	3	65	0
Drue Chrisman	3	139	46.3	46.3	0	2	61	0
BENGALS	11	510	46.4	43.6	1	5	65	0
OPPONENTS	10	472	47.2	38.9	1	5	60	0

PUNT RETURNS	NO	FC	YDS	AVG	LG	TD
Charlie Jones	5	0	27	5.4	11	0
Trent Taylor	2	1	29	14.5	15	0
Kwamie Lassiter II	1	0	7	7.0	7	0
BENGALS	8	1	63	7.9	15	0
OPPONENTS	4	4	10	2.5	6	0

KICKOFF RETURNS	NO	YDS	AVG	LG	TD
Shedrick Jackson	3	65	21.7	27	0
Chris Evans	2	63	31.5	35	0
Kwamie Lassiter II	2	49	24.5	25	0
Chase Brown	1	24	24.0	24	0
BENGALS	8	201	25.1	35	0
OPPONENTS	9	223	24.8	44	0

FIELD GOALS	1-19	20-29	30-39	40-49	50+
Evan McPherson	0-0	0-0	4-4	1-1	3-3
BENGALS	0-0	0-0	4-4	1-1	3-3
OPPONENTS	0-0	0-0	1-1	2-2	0-0

Evan McPherson: (38G, 51G, 39G, 43G), (50G, 31G), (58G, 35G).

Opponents: (45G), (36G, 45G), (—).

PASSING	ATT	CMP	YDS	CMP%	YDS/ATT	TD	TD%	INT	INT%	LG	SKD-YDS	RAT
Siemian	65	36	316	55.4	4.86	0	0.0	2	3.1	24	0-0	55.7
Browning	45	32	277	71.1	6.16	1	2.2	2	4.4	32	2-13	75.9
Sinnott	11	6	77	54.5	7.00	1	9.1	0	0.0	34	1-5	107.0
BENGALS	121	74	670	61.2	5.54	2	1.7	4	3.3	34	3-18	67.9
OPPONENTS	105	74	794	70.5	7.56	5	4.8	3	2.9	47	8-41	96.3

DEFENSE*	TK	AS	CM	SKS-YDS	INT-YDS	PD	FF	FR-YDS
Domenique Davis	6	6	12	1-3	0-0	0	0	1-0
Raymond Johnson III	4	7	11	1.5-4.5	0-0	1	1	0-0
DJ Ivey	8	2	10	0-0	0-0	3	0	0-0
Allan George	6	4	10	0-0	0-0	0	0	0-0
Keandre Jones	7	2	9	1-1	0-0	0	0	0-0
Tylen Anderson	6	3	9	0-0	2-45	2	0	0-0
Markus Bailey	6	3	9	0-0	0-0	1	0	0-0
Jordan Battle	6	3	9	0-0	0-0	1	0	0-0
Tyler Murray	6	3	9	0-0	0-0	0	0	0-0
Jay Tufele	3	6	9	0-0	0-0	0	0	0-0
DJ Turner II	8	0	8	0-0	0-0	1	0	0-0
Shaka Heyward	4	4	8	0-0	0-0	0	0	0-0
Larry Brooks	7	0	7	0-0	0-0	0	0	0-0
Jalen Davis	6	1	7	1-7	0-0	0	0	0-0
Joe Bachie	5	2	7	0-0	0-0	0	0	0-0
Owen Carney	3	4	7	2-11	0-0	0	0	0-0
Jeff Gunter	3	3	6	1.5-14.5	0-0	1	0	0-0
Michael J. Thomas	2	3	5	0-0	0-0	0	0	0-0
Dax Hill	4	0	4	0-0	0-0	1	0	0-0
Tautala Pesefea Jr.	0	4	4	0-0	0-0	0	0	0-0
Sidney Jones IV	3	0	3	0-0	0-0	0	0	0-0
Cam Taylor-Britt	3	0	3	0-0	0-0	0	0	0-0
Myles Murphy	2	1	3	0-0	0-0	0	0	0-0
Cam Sample	2	1	3	0-0	0-0	0	0	0-0
Zach Carter	2	0	2	0-0	0-0	1	0	0-0
Marvell Tell III	2	0	2	0-0	0-0	0	0	0-0
Akeem Davis-Gaither	1	1	2	0-0	0-0	0	0	0-0
Germaine Pratt	1	1	2	0-0	0-0	0	0	0-0
Logan Wilson	1	1	2	0-0	0-0	0	0	0-0
Yusuf Coker	1	0	1	0-0	0-0	0	0	0-0
Mike Hilton	1	0	1	0-0	0-0	1	0	0-0
Joseph Ossai	1	0	1	0-0	1-17	1	0	0-0
DJ Reader	1	0	1	0-0	0-0	0	0	0-0
Nick Scott	0	1	1	0-0	0-0	0	0	0-0

SPECIAL TEAMS*	TK	AS	CM	FF	FR-YDS	BP	BFG	BXP
Tylen Anderson	3	1	4	0	0-0	0	0	0
Devin Asiati	1	1	2	0	0-0	0	0	0
Chase Brown	1	0	1	0	0-0	0	0	0
Chris Evans	1	0	1	0	0-0	0	0	0
Evan McPherson	1	0	1	0	0-0	0	0	0
Tyler Murray	1	0	1	0	0-0	0	0	0
Marvell Tell III	1	0	1	0	0-0	0	0	0
Joe Bachie	0	1	1	0	0-0	0	0	0
Jordan Battle	0	1	1	0	0-0	0	0	0
Jalen Davis	0	1	1	0	0-0	0	0	0
DJ Ivey	0	1	1	0	0-0	0	0	0
Stanley Morgan	0	1	1	0	0-0	0	0	0

* NOTE: All defensive statistics above are press box statistics produced at the games.

2023 PRESEASON PARTICIPATION CHART


LEGEND

P (NOTE: Position designation indicates start.)
DNP — played as a substitute
 — did not play

RI — reserve/injured list
RPUP — reserve/physically unable to perform list
RNFI — reserve/non-football injury list

NWT — not with team
REX — roster exemption
RR — reserve/retired

NAME	Cin. G-S	1 G.B.	2 @Atl.	3 @Wash.
Adeniji, Hakeem.....	3-0	P	P	P
Adomitis, Cal.....	3-0	P	P	P
Anderson, Tycen.....	3-1	P	P	S
Asiasi, Devin.....	3-1	TE	P	P
Awuzie, Chidobe.....	0-0	DNP	DNP	DNP
Bachie, Joe.....	3-1	P	P	LB
Bailey, Markus.....	3-2	LB	P	LB
Basham, Tarell.....	0-0	DNP	DNP	NWT
Battle, Jordan.....	3-2	S	P	S
Bowers, Nick.....	3-0	P	P	P
Boyd, Tyler.....	0-0	DNP	DNP	DNP
Brooks, Larry.....	3-0	P	P	P
Brown, Ben.....	3-0	P	P	P
Brown, Chase.....	3-1	P	P	HB
Brown, Orlando, Jr.....	0-0	DNP	DNP	DNP
Browning, Jake.....	3-2	QB	P	QB
Burrow, Joe.....	0-0	DNP	DNP	DNP
Cappa, Alex.....	0-0	DNP	DNP	DNP
Carman, Jackson.....	3-3	ROT	LOT	ROT
Carney, Owen.....	3-0	P	P	P
Carter, Malachi.....	3-0	P	P	P
Carter, Zach.....	3-2	DT	P	DT
Chase, Ja'Marr.....	0-0	DNP	DNP	DNP
Chrisman, Drue.....	2-0	DNP	P	P
Cochran, Devin.....	0-0	RI	RI	RI
Collins, La'el.....	0-0	DNP	DNP	DNP
Corker, Yusuf.....	2-0	P	DNP	P
Davis, Domenique.....	3-1	DT	P	P
Davis, Jalen.....	3-1	P	P	NCB
Davis-Gaither, Akeem.....	2-1	LB	P	DNP
Evans, Chris.....	2-2	HB	HB	DNP
Ford, Cody.....	2-2	RG	LG	DNP
George, Allan.....	3-1	P	P	CB
Gilliam, Nate.....	3-0	P	P	P
Gunter, Jeff.....	3-0	P	P	P
Hendrickson, Trey.....	1-1	DNP	RDE	DNP
Heyward, Shaka.....	3-0	P	P	P
Higgins, Tee.....	0-0	DNP	DNP	DNP
Hill, B.J.....	1-1	DNP	DT	DNP
Hill, Dax.....	2-2	S	S	DNP
Hill, Trey.....	3-3	C	RG	LG
Hilton, Mike.....	1-1	DNP	NCB	DNP
Hippenhammer, Mac.....	3-0	P	P	P
Hubbard, Sam.....	1-1	DNP	LDE	DNP
Hudson, Tanner.....	2-0	P	DNP	P
Iosivas, Andrei.....	3-2	P	WR	WR
Irwin, Trenton.....	2-2	WR	WR	DNP
Ivey, DJ.....	3-1	P	P	CB
Jackson, Shedrick.....	3-0	P	P	P
Johnson, Raymond, III.....	3-0	P	P	P
Jones, Charlie.....	3-0	P	P	P
Jones, Keandre.....	3-0	P	P	P
Jones, Sidney, IV.....	1-1	CB	DNP	DNP
Karras, Ted.....	0-0	DNP	DNP	DNP
Kirkland, Jaxson.....	3-1	P	P	RG
Lassiter, Kwamie, II.....	3-1	P	P	WR
Maxwell, Devonsha.....	0-0	RI	RI	RI
McPherson, Evan.....	3-0	P	P	P
Mixon, Joe.....	0-0	DNP	DNP	DNP
Moody, Jaylen.....	2-0	P	DNP	P
Morgan, Stanley.....	3-1	WR	P	P
Murphy, Myles.....	2-1	P	DNP	LDE
Murray, Tyler.....	3-0	P	P	P
Ossai, Joseph.....	3-2	RDE	P	RDE
Pesefea, Tautala, Jr.....	3-0	P	P	P
Pratt, Germaine.....	1-1	DNP	LB	DNP
Reader, DJ.....	1-1	DNP	NT	DNP
Robbins, Brad.....	3-0	P	P	P
Sample, Cam.....	2-1	LDE	P	DNP
Sample, Drew.....	1-1	DNP	TE	DNP
Saylors, Jacob.....	3-0	P	P	P
Scharping, Max.....	3-3	LG	C	C
Scott, Nick.....	1-1	DNP	S	DNP
Siemian, Trevor.....	3-1	P	QB	P
Sinnett, Reid.....	1-0	DNP	DNP	P
Smith, D'Ante.....	3-2	LOT	P	LOT
Smith, Irv, Jr.....	0-0	DNP	DNP	DNP
Taylor, Trent.....	3-3	WR	WR	WR
Taylor-Britt, Cam.....	1-1	DNP	CB	DNP
Tell, Marvell, III.....	2-0	P	P	DNP
Thomas, Michael J.....	3-0	P	P	P
Trahan, Christian.....	3-0	P	P	P
Tufeke, Jay.....	3-2	NT	P	NT
Tupou, Josh.....	1-0	DNP	P	DNP
Turner, DJ, II.....	2-2	CB	CB	DNP
Tyler, Calvin, Jr.....	3-0	P	P	P
Volson, Cordell.....	0-0	DNP	DNP	DNP
Wilcox, Mitchell.....	1-1	DNP	DNP	TE
Williams, Jonah.....	1-1	DNP	ROT	DNP
Williams, Trayveon.....	0-0	DNP	DNP	DNP
Wilson, Logan.....	1-1	DNP	LB	DNP



**RUNNING BACK PAUL ROBINSON
[PLAYED 1968-72; AFL ROOKIE OF
THE YEAR IN 1968; HOLDS BENGALS
OLDEST INDIVIDUAL RECORD]**

RECORDS

REGULAR-SEASON INDIVIDUAL RECORDS

The following are regular-season records. Postseason records can be found in the postseason portion of the team history section.

SERVICE

MOST SEASONS

16	Ken Anderson	1971-86
15	Ken Riley	1969-83
14	Reggie Williams	1976-89
14	Clark Harris	2009-22
14	Kevin Huber	2009-22
13	Jim Breech	1980-92
13	Anthony Munoz	1980-92
13	Joe Walter	1985-97
13	Rich Braham	1994-2006

GAMES PLAYED/CAREER

216	Kevin Huber	2009-22
207	Ken Riley	1969-83
206	Reggie Williams	1976-89
202	Clark Harris	2009-22
192	Ken Anderson	1971-86

CONSECUTIVE GAMES PLAYED

169	Lee Johnson	1988-98
149	Pat McNally	1976-85
138	Kevin Huber	2014-22
137	Reggie Williams	1980-89
122	Tim Krumrie	1987-94

SCORING

TOTAL POINTS

CAREER	1151	Jim Breech	1980-92
	779	Shayne Graham	2003-09
	718	Mike Nugent	2010-16
	660	Doug Pelfrey	1993-99
	549	Horst Muhlmann	1969-74

SEASON (total)	132	Mike Nugent	2011
	131	Shayne Graham	2005
	130	Shayne Graham	2007
	130	Evan McPherson	2021
	122	Shayne Graham	2004

SEASON (average per team game)	8.25	Mike Nugent (132 points/16 games)	2011
	8.19	Shayne Graham (131 points/16 games)	2005
	8.13	Shayne Graham (130 points/16 games)	2007
	7.93	Horst Muhlmann (111 points/14 games)	1972
	7.71	Horst Muhlmann (108 points/14 games)	1970

GAME	30	Joe Mixon	Nov. 6, 2022 vs. Carolina
	24	Larry Kinnebrew	Oct. 28, 1984 at Houston Oilers
	24	Corey Dillon	Dec. 4, 1997 vs. Tennessee
	24	Marvin Jones	Oct. 27, 2013 vs. N.Y. Jets
	21	Shayne Graham	Nov. 11, 2007 at Baltimore Ravens

TOUCHDOWNS

CAREER	70	Pete Johnson	1977-83
	66	Chad Johnson	2001-10
	65	A.J. Green	2011-20
	64	James Brooks	1984-91
	64	Carl Pickens	1992-99

SEASON	17	Carl Pickens	1995
	16	Pete Johnson	1981
	16	Joe Mixon	2021
	15	Pete Johnson	1979
	15	Ickey Woods	1988

GAME	5	Joe Mixon	Nov. 6, 2022 vs. Carolina
	4	Larry Kinnebrew	Oct. 28, 1984 at Houston Oilers
	4	Corey Dillon	Dec. 4, 1997 vs. Tennessee
	4	Marvin Jones	Oct. 27, 2013 vs. N.Y. Jets
	3	(many times; most recently Ja'Marr Chase, Oct. 8, 2023 at Arizona)	

CONSECUTIVE GAMES WITH AT LEAST ONE TOUCHDOWN

10	Carl Pickens	Nov. 27, 1994-Oct. 1, 1995
9	Joe Mixon	Sept. 30, 2021-Dec. 5, 2021
9	A.J. Green	Sept. 16, 2012-Nov. 18, 2012
8	T.J. Houshmandzadeh	Sept. 10-Nov. 4, 2007
6	Stan Fritts	Nov. 17, 1975-Dec. 21, 1975
6	Rudi Johnson	Nov. 6-Dec. 18, 2005

POINTS AFTER TOUCHDOWNS

CAREER	476	Jim Breech	1980-92
	248	Shayne Graham	2003-09
	247	Mike Nugent	2010-16
	201	Doug Pelfrey	1993-99
	189	Horst Muhlmann	1969-74

SEASON	56	Jim Breech	1988
	52	Mike Nugent	2013
	50	Jim Breech	1986
	49	Jim Breech	1981
	48	Jim Breech	1985
	48	Mike Nugent	2015

GAME	8	Jim Breech	Oct. 29, 1989 vs. Tampa Bay
	7	(seven times; most recently Mike Nugent, Oct. 27, 2013 vs. N.Y. Jets)	

CONSECUTIVE POINTS AFTER TOUCHDOWNS

158	Shayne Graham	Sept. 7, 2003-Nov. 26, 2006
103	Doug Pelfrey	Sept. 18, 1994-Oct. 5, 1997
101	Horst Muhlmann	Oct. 19, 1969-Nov. 19, 1972
86	Mike Nugent	Sept. 22, 2013-Sept. 13, 2015
69	Mike Nugent	Oct. 9, 2011-Sept. 22, 2013

FIELD GOALS

CAREER	225	Jim Breech	1980-92
	177	Shayne Graham	2003-09
	157	Mike Nugent	2010-16
	153	Doug Pelfrey	1993-99
	120	Horst Muhlmann	1969-74

SEASON (total)	33	Mike Nugent	2011
	31	Shayne Graham	2007
	29	Doug Pelfrey	1995
	28	Doug Pelfrey	1994
	28	Shayne Graham	2005
	28	Evan McPherson	2021

SEASON (average per team game)	2.06	Mike Nugent (33 field goals/16 games)	2011
	1.94	Shayne Graham (31 field goals/16 games)	2007
	1.93	Horst Muhlmann (27 field goals/14 games)	1972
	1.81	Doug Pelfrey (29 field goals/16 games)	1995
	1.78	Horst Muhlmann (25 field goals/14 games)	1970

GAME	7	Shayne Graham	Nov. 11, 2007 at Baltimore Ravens
	6	Doug Pelfrey	Nov. 6, 1994 at Seattle (OT)
	5	(eight times; most recently Mike Nugent, Sept. 29, 2016 vs. Miami)	

CONSECUTIVE FIELD GOALS

21	Shayne Graham	2007
17	Shayne Graham	2005-06
15	Mike Nugent	2014
15	Evan McPherson	2021
14	Mike Nugent	2010-11
14	Randy Bullock	2017-18

LONGEST FIELD GOALS

59	Evan McPherson	Sept. 11, 2022 vs. Pittsburgh
58	Evan McPherson	Dec. 19, 2021 at Denver
57	Randy Bullock	Dec. 22, 2019 at Miami
57	Evan McPherson	Sept. 29, 2022 vs. Miami
56	Evan McPherson	Oct. 29, 2023 at San Francisco

FIELD GOAL PERCENTAGE

CAREER	86.76	Shayne Graham (177 made/204 att.)	2003-09
	84.91	Randy Bullock (90 made/106 att.)	2016-20
	83.87	Evan McPherson (78 made/93 att.)	2021-23
	81.77	Mike Nugent (157 made/192 att.)	2010-16
	77.27	Doug Pelfrey (153 made/198 att.)	1993-99
	71.88	Jim Breech (225 made/313 att.)	1980-92

NOTE: Minimum 75 attempts.

SEASON	91.18	Shayne Graham (31 made/34 att.)	2007
	90.00	Randy Bullock (18 made/20 att.)	2017
	88.00	Shayne Graham (22 made/25 att.)	2003
	87.50	Shayne Graham (28 made/32 att.)	2005
	87.50	Shayne Graham (21 made/24 att.)	2008

NOTE: Minimum one attempt per game in season.

(Regular-season individual records, continued)

CAREER FIELD GOAL PERCENTAGE BY DISTANCE

1-19 YARDS 96.55 Horst Muhlmann (28 made/29 att.) 1969-74
NOTE: Minimum 25 attempts.

20-29 YARDS 100.00 Mike Nugent (47 made/47 att.) 2010-16
100.00 Randy Bullock (27 made/27 att.) 2016-20
96.67 Shayne Graham (58 made/60 att.) 2003-09
94.12 Doug Pelfrey (48 made/51 att.) 1993-99
92.31 Jim Breech (84 made/91 att.) 1980-92
NOTE: Minimum 25 attempts.

30-39 YARDS 90.28 Shayne Graham (65 made/72 att.) 2003-09
87.50 Randy Bullock (28 made/32 att.) 2016-20
85.45 Mike Nugent (47 made/55 att.) 2010-16
83.84 Jim Breech (83 made/99 att.) 1980-92
78.13 Doug Pelfrey (50 made/64 att.) 1993-99
NOTE: Minimum 25 attempts.

40-49 YARDS 84.85 Randy Bullock (28 made/33 att.) 2016-20
83.33 Shayne Graham (45 made/54 att.) 2003-09
76.81 Mike Nugent (53 made/69 att.) 2010-16
76.67 Evan McPherson (23 made/30 att.) 2021-23
69.35 Doug Pelfrey (43 made/62 att.) 1993-99
50.55 Jim Breech (46 made/91 att.) 1980-92
NOTE: Minimum 25 attempts.

50+ YARDS 75.00 Evan McPherson (21 made/28 att.) 2021-23
50.00 Randy Bullock (seven made/14 att.) 2016-20
47.06 Doug Pelfrey (eight made/17 att.) 1993-99
43.75 Shayne Graham (seven made/16 att.) 2003-09
42.11 Mike Nugent (eight made/19 att.) 2010-16
NOTE: Minimum 10 attempts.

SAFETIES

CAREER 2 Reggie Williams 1976-89
2 Alfred Williams 1991-94

RUSHING

TOTAL RUSHING ATTEMPTS

CAREER 1865 Corey Dillon 1997-2003
1571 Joe Mixon 2017-23
1441 Rudi Johnson 2001-07
1402 Pete Johnson 1977-83
1344 James Brooks 1984-91

SEASON 361 Rudi Johnson 2004
341 Rudi Johnson 2006
340 Corey Dillon 2001
337 Rudi Johnson 2005
321 Cedric Benson 2010

GAME 43 Rudi Johnson Nov. 9, 2003 vs. Houston Texans
39 Corey Dillon Dec. 4, 1997 vs. Tennessee
38 Pete Johnson Dec. 4, 1983 at Pittsburgh
38 Cedric Benson Dec. 21, 2008 at Cleveland
37 Cedric Benson Oct. 25, 2009 vs. Chicago

RUSHING YARDS

CAREER 8061 Corey Dillon 1997-2003
6447 James Brooks 1984-91
6412 Joe Mixon 2017-23
5742 Rudi Johnson 2001-07
5421 Pete Johnson 1977-83

SEASON 1458 Rudi Johnson 2005
1454 Rudi Johnson 2004
1435 Corey Dillon 2000
1315 Corey Dillon 2001
1311 Corey Dillon 2002

GAME 278 Corey Dillon Oct. 22, 2000 vs. Denver
246 Corey Dillon Dec. 4, 1997 vs. Tennessee
216 Corey Dillon Dec. 3, 2000 vs. Arizona
202 Rudi Johnson Nov. 28, 2004 vs. Cleveland
201 James Brooks Dec. 23, 1990 vs. Houston Oilers

AVERAGE YARDS PER RUSHING ATTEMPT

CAREER 4.80 James Brooks (6447 yards/1344 att.) 1984-91
4.55 Essex Johnson (3070 yards/675 att.) 1968-75
4.32 Corey Dillon (8061 yards/1865 att.) 1997-2003
4.0815 Joe Mixon (6412 yards/1571 att.) 2017-23
4.0810 Jeremy Hill (2873 yards/704 att.) 2014-17
4.06 Archie Griffin (2808 yards/691 att.) 1976-83

NOTE: Minimum 500 attempts.

RUSHING TOUCHDOWNS

CAREER 64 Pete Johnson 1977-83
49 Joe Mixon 2017-23
48 Rudi Johnson 2001-07
45 Corey Dillon 1997-2003
37 Larry Kinnebrew 1983-87
37 James Brooks 1984-91

SEASON 15 Ickey Woods 1988
14 Pete Johnson 1979
14 Pete Johnson 1983
13 Joe Mixon 2021
12 Pete Johnson 1981
12 Rudi Johnson 2004
12 Rudi Johnson 2005
12 Rudi Johnson 2006

GAME 4 Corey Dillon Dec. 4, 1997 vs. Tennessee
4 Joe Mixon Nov. 6, 2022 vs. Carolina
3 (many times; most recently Jeremy Hill, Oct. 4, 2015 vs. Kansas City)

LONGEST RUSHES

96-td Corey Dillon Oct. 28, 2001 at Detroit
89-td Giovani Bernard Oct. 12, 2014 vs. Carolina
87-td Paul Robinson Oct. 27, 1968 at Oakland
86-td Essex Johnson Dec. 5, 1971 at Cleveland
85-td Jeremy Hill Dec. 22, 2014 vs. Denver

MOST 100-YARD GAMES

CAREER 28 Corey Dillon 1997-2003
19 Rudi Johnson 2001-07
17 James Brooks 1984-91
15 Cedric Benson 2008-11
15 Joe Mixon 2017-23

SEASON 6 Cedric Benson 2009
5 Ickey Woods 1988
5 James Brooks 1989
5 Harold Green 1992
5 Corey Dillon 1999
5 Corey Dillon 2000
5 Corey Dillon 2002
5 Rudi Johnson 2004
5 Rudi Johnson 2006
5 Jeremy Hill 2014

CONSECUTIVE 4 Paul Robinson 1968 (Games 8-11)
3 Pete Johnson 1980 (Games 13-15)
3 Corey Dillon 1997 (Games 13-15)
3 Corey Dillon 1999 (Games 12-14)
3 BenJarvus Green-Ellis 2012 (Games 10-12)
3 Jeremy Hill 2014 (Games 14-16)

PASSING

TOTAL PASSING ATTEMPTS

CAREER 4475 Ken Anderson 1971-86
4449 Andy Dalton 2011-19
3564 Boomer Esiason 1984-92, 97
3217 Carson Palmer 2003-10
2221 Jeff Blake 1994-99

SEASON 606 Joe Burrow 2022
586 Carson Palmer 2010
586 Andy Dalton 2013
581 Jon Kitna 2001
575 Carson Palmer 2007

GAME 68 Jon Kitna Dec. 30, 2001 vs. Pittsburgh (OT)
61 Joe Burrow Sept. 17, 2020 at Cleveland
56 Ken Anderson Dec. 20, 1982 at San Diego
56 Andy Dalton Dec. 22, 2019 at Miami (OT)
54 Boomer Esiason Dec. 25, 1989 at Minnesota
54 Andy Dalton Sept. 18, 2016 at Pittsburgh

(Regular-season individual records, continued)

COMPLETIONS			
CAREER	2757	Andy Dalton	2011-19
	2654	Ken Anderson	1971-86
	2024	Carson Palmer	2003-10
	2015	Boomer Esiason	1984-92, 97
	1288	Joe Burrow	2020-23

SEASON (total)	414	Joe Burrow	2022
	373	Carson Palmer	2007
	366	Joe Burrow	2021
	364	Andy Dalton	2016
	363	Andy Dalton	2013

SEASON (average per team game)	25.88	Joe Burrow (414 comp./16 games)	2022
	24.22	Ken Anderson (218 comp./nine games)	1982
	23.31	Carson Palmer (373 comp./16 games)	2007
	22.75	Andy Dalton (364 comp./16 games)	2016
	22.69	Andy Dalton (363 comp./16 games)	2013

GAME	40	Ken Anderson	Dec. 20, 1982 at San Diego
	40	Joe Burrow	Dec. 24, 2022 at New England
	37	Carson Palmer	Nov. 18, 2007 vs. Arizona
	37	Joe Burrow	Sept. 17, 2020 at Cleveland
	37	Joe Burrow	Dec. 26, 2021 vs. Baltimore Ravens

COMPLETION PERCENTAGE			
CAREER	67.97	Joe Burrow (1288 comp./1895 att.)	2020-23
	62.92	Carson Palmer (2024 comp./3217 att.)	2003-10
	61.97	Andy Dalton (2757 comp./4449 att.)	2011-19
	59.31	Ken Anderson (2654 comp./4475 att.)	1971-86
	59.11	Jon Kitna (1009 comp./1707 att.)	2001-05
	56.54	Boomer Esiason (2015 comp./3564 att.)	1984-92, 97

NOTE: Minimum 500 attempts.

SEASON	70.55	Ken Anderson (218 comp./309 att.)	1982
	70.38	Joe Burrow (366 comp./520 att.)	2021
	70.37	Jake Browning (171 comp./243 att.)	2023
	68.32	Joe Burrow (414 comp./606 att.)	2022
	67.78	Carson Palmer (345 comp./509 att.)	2005

NOTE: Minimum 14 attempts per games in season.

GAME	90.91	Ken Anderson (20/22)	Nov. 10, 1974 vs. Pittsburgh
	87.50	Joe Burrow (28/32)	Oct. 29, 2023 at San Francisco
	87.10	Ken Anderson (27/31)	Jan. 2, 1983 at Houston Oilers
	86.96	Turk Schonert (20/23)	Nov. 25, 1984 vs. Atlanta
	86.49	Jake Browning (32/37)	Dec. 4, 2023 at Jacksonville

NOTE: Minimum 20 attempts.

PASSING YARDS			
CAREER	32,838	Ken Anderson	1971-86
	31,594	Andy Dalton	2011-19
	27,149	Boomer Esiason	1984-92, 97
	22,694	Carson Palmer	2003-10
	15,134	Jeff Blake	1994-99

SEASON (total)	4611	Joe Burrow	2021
	4475	Joe Burrow	2022
	4293	Andy Dalton	2013
	4206	Andy Dalton	2016
	4131	Carson Palmer	2007

SEASON (average per team game)	279.69	Joe Burrow (4475 yards/16 games)	2022
	277.22	Ken Anderson (2495 yards/nine games)	1982
	271.24	Joe Burrow (4611 yards/17 games)	2021
	268.31	Andy Dalton (4293 yards/16 games)	2013
	262.88	Andy Dalton (4206 yards/16 games)	2016

NOTE: Minimum average of 14 attempts per games in season.

GAME	525	Joe Burrow	Dec. 26, 2021 vs. Baltimore Ravens
	490	Boomer Esiason	Oct. 7, 1990 at L.A. Rams (OT)
	481	Joe Burrow	Oct. 23, 2022 vs. Atlanta
	447	Ken Anderson	Nov. 17, 1975 vs. Buffalo
	446	Joe Burrow	Jan. 2, 2022 vs. Kansas City

AVERAGE YARDS PER PASSING ATTEMPT			
CAREER	7.62	Boomer Esiason (27,149 yards/3564 att.)	1984-92, 97
	7.43	Joe Burrow (14,083 yards/1895 att.)	2020-23
	7.34	Ken Anderson (32,838 yards/4475 att.)	1971-86
	7.10	Andy Dalton (31,594 yards/4449 att.)	2011-19
	7.05	Carson Palmer (22,694 yards/3217 att.)	2003-10
	6.81	Jeff Blake (15,134 yards/2221 att.)	1994-99

NOTE: Minimum 500 attempts.

SEASON	9.41	Greg Cook (1854 yards/197 att.)	1969
	9.21	Boomer Esiason (3572 yards/388 att.)	1988
	8.87	Joe Burrow (4611 yards/520 att.)	2021
	8.44	Boomer Esiason (3959 yards/469 att.)	1986
	8.42	Andy Dalton (3250 yards/386 att.)	2015

NOTE: Minimum 14 attempts per games in season.

TOUCHDOWN PASSES			
CAREER	204	Andy Dalton	2011-19
	197	Ken Anderson	1971-86
	187	Boomer Esiason	1984-92, 97
	154	Carson Palmer	2003-10
	97	Joe Burrow	2020-23

SEASON (total)	35	Joe Burrow	2022
	34	Joe Burrow	2021
	33	Andy Dalton	2013
	32	Carson Palmer	2005
	29	Ken Anderson	1981

SEASON (average per team game)	2.19	Joe Burrow (35 TDs/16 games)	2022
	2.06	Andy Dalton (33 TDs/16 games)	2013
	2.00	Carson Palmer (32 TDs/16 games)	2005
	2.00	Joe Burrow (34 TDs/17 games)	2021
	1.81	Ken Anderson (29 TDs/16 games)	1981

NOTE: Minimum average of 14 attempts per games in season.

GAME	6	Carson Palmer	Sept. 16, 2007 at Cleveland
	5	Boomer Esiason	Dec. 21, 1986 vs. N.Y. Jets
	5	Boomer Esiason	Oct. 29, 1989 vs. Tampa Bay
	5	Carson Palmer	Oct. 25, 2009 vs. Chicago
	5	Andy Dalton	Oct. 27, 2013 vs. N.Y. Jets

PASSES HAD INTERCEPTED			
CAREER	160	Ken Anderson	1971-86
	131	Boomer Esiason	1984-92, 97
	118	Andy Dalton	2011-19
	100	Carson Palmer	2003-10
	62	Jeff Blake	1994-99

SEASON	22	Ken Anderson	1978
	22	Boomer Esiason	1990
	22	Jon Kitna	2001
	20	Carson Palmer	2007
	20	Carson Palmer	2010
	20	Andy Dalton	2013

GAME	5	Boomer Esiason	Oct. 16, 1988 at New England
	4	(many times; most recently Joe Burrow, Sept. 11, 2022 vs. Pittsburgh)	

PASSER RATING			
CAREER	98.6	Joe Burrow	2020-23
	87.5	Andy Dalton	2011-19
	86.9	Carson Palmer	2003-10
	83.1	Boomer Esiason	1984-92, 97
	81.9	Ken Anderson	1971-86
	79.3	Jeff Blake	1994-99

NOTE: Minimum 500 attempts.

SEASON	108.3	Joe Burrow	2021
	106.3	Andy Dalton	2015
	101.1	Carson Palmer	2005
	100.8	Joe Burrow	2022
	98.41	Ken Anderson	1981
	98.38	Jake Browning	2023

NOTE: Minimum 14 attempts per games in season.

LONGEST PASSES			
94-td	Ken Anderson to Billy Brooks	Nov. 13, 1977 at Minnesota	
90-td	Virgil Carter to Speedy Thomas	Sept. 19, 1971 vs. Philadelphia	
88-td	Jeff Blake to Darnay Scott	Sept. 17, 1995 at Seattle	
86-td	Boomer Esiason to Eddie Brown	Nov. 6, 1988 vs. Pittsburgh	
86-td	Andy Dalton to Brandon LaFell	Dec. 24, 2016 at Houston Texans	

MOST 300-YARD GAMES			
CAREER	28	Andy Dalton	2011-19
	23	Boomer Esiason	1984-92, 97
	19	Ken Anderson	1971-86
	19	Joe Burrow	2020-23
	17	Carson Palmer	2003-10

SEASON	6	Joe Burrow	2021
	5	Boomer Esiason	1987
	5	Carson Palmer	2007
	5	Andy Dalton	2013
	5	Joe Burrow	2020

CONSECUTIVE	4	Andy Dalton	2013 (Games 6-9)
	3	Ken Anderson	1984 (Games 1-3)
	3	Andy Dalton	2015 (Games 3-5)
	3	Joe Burrow	2020 (Games 2-4)
	2	(many times; most recently Jake Browning, 2023, Games 14-15)	

RECEIVING

TOTAL RECEPTIONS

CAREER	751	Chad Johnson	2001-10
	649	A.J. Green	2011-20
	530	Carl Pickens	1992-99
	513	Tyler Boyd	2016-23
	507	T.J. Houshmandzadeh	2001-08
SEASON	112	T.J. Houshmandzadeh	2007
	100	Carl Pickens	1996
	100	Ja'Marr Chase	2023
	99	Carl Pickens	1995
	98	A.J. Green	2013
GAME	15	Ja'Marr Chase	Oct. 8, 2023 at Arizona
	13	Carl Pickens	Oct. 11, 1998 vs. Pittsburgh
	12	(many times; most recently Ja'Marr Chase, Sept. 25, 2023 vs. L.A. Rams)	

RECEIVING YARDS

CAREER	10,783	Chad Johnson	2001-10
	9430	A.J. Green	2011-20
	7101	Isaac Curtis	1973-84
	6887	Carl Pickens	1992-99
	6698	Cris Collinsworth	1981-88
SEASON	1455	Ja'Marr Chase	2021
	1440	Chad Johnson	2007
	1432	Chad Johnson	2005
	1426	A.J. Green	2013
	1369	Chad Johnson	2006
GAME	266	Ja'Marr Chase	Jan. 2, 2022 vs. Kansas City
	260	Chad Johnson	Nov. 12, 2006 vs. San Diego
	227	A.J. Green	Sept. 27, 2015 at Baltimore Ravens
	224	A.J. Green	Dec. 7, 2014 vs. Pittsburgh
	222	Terrell Owens	Oct. 3, 2010 at Cleveland

AVERAGE YARDS PER RECEPTION

CAREER	17.07	Isaac Curtis (7101 yards/416 rec.)	1973-84
	16.90	Eddie Brown (6134 yards/363 rec.)	1985-91
	16.68	Tim McGee (4703 yards/282 rec.)	1986-92, 94-95
	16.06	Cris Collinsworth (6698 yards/417 rec.)	1981-88
	15.48	Darnay Scott (5975 yards/386 rec.)	1994-2001

NOTE: Minimum 100 receptions.

SEASON	24.02	Eddie Brown (1273 yards/53 rec.)	1988
	22.57	Bob Trumpy (835 yards/37 rec.)	1969
	21.38	Eric Crabtree (855 yards/40 rec.)	1969
	21.23	Isaac Curtis (934 yards/44 rec.)	1975
	21.10	Isaac Curtis (633 yards/30 rec.)	1974

NOTE: Minimum 30 receptions.

RECEIVING TOUCHDOWNS

CAREER	66	Chad Johnson	2001-10
	65	A.J. Green	2011-20
	63	Carl Pickens	1992-99
	53	Isaac Curtis	1973-84
	41	Eddie Brown	1985-91
SEASON	17	Carl Pickens	1995
	13	Tyler Eifert	2015
	13	Ja'Marr Chase	2021
	12	Carl Pickens	1996
	12	T.J. Houshmandzadeh	2007
GAME	4	Marvin Jones	Oct. 27, 2013 vs. N.Y. Jets
	3	(many times; most recently Ja'Marr Chase, Oct. 8, 2023 at Arizona)	

LONGEST RECEPTIONS

94-td	Billy Brooks from Ken Anderson	Nov. 13, 1977 at Minnesota
90-td	Speedy Thomas from Virgil Carter	Sept. 19, 1971 vs. Philadelphia
88-td	Darnay Scott from Jeff Blake	Sept. 17, 1995 at Seattle
86-td	Eddie Brown from Boomer Esiason	Nov. 6, 1988 vs. Pittsburgh
86-td	Brandon LaFell from Andy Dalton	Dec. 24, 2016 at Houston Texans

MOST 100-YARD GAMES

CAREER	33	A.J. Green	2011-20
	31	Chad Johnson	2001-10
	20	Isaac Curtis	1973-84
	19	Carl Pickens	1992-99
	18	Cris Collinsworth	1981-88
SEASON	6	A.J. Green	2013
	5	Eddie Brown	1988
	5	Tim McGee	1989
	5	Carl Pickens	1994
	5	Carl Pickens	1995
	5	Chad Johnson	2002
	5	Chad Johnson	2003
	5	Chad Johnson	2007
	5	A.J. Green	2012
	5	A.J. Green	2014
	5	Ja'Marr Chase	2021
	5	Ja'Marr Chase	2023
CONSECUTIVE	5	A.J. Green	2013 (Games 6-10)
	4	Carl Pickens	1994 (Games 10-13)
	3	Isaac Curtis	1973 (Games 13-14) to '74 (Game 1)
	3	Chad Johnson	2002 (Games 9-11)
	3	Chad Johnson	2006 (Games 9-11)
	3	T.J. Houshmandzadeh	2007 (Games 3-5)
	3	Tee Higgins	2021 (Games 11-13)

PUNTING

TOTAL PUNTS

CAREER	1011	Kevin Huber	2009-22
	746	Lee Johnson	1988-98
	700	Pat McInally	1976-85
	379	Kyle Larson	2004-08
	285	Dave Lewis	1970-73
SEASON	100	Kyle Larson	2008
	94	Daniel Pope	2000
	91	Pat McInally	1978
	91	Kevin Huber	2011
	90	Lee Johnson	1993
GAME	11	Lee Johnson	Nov. 2, 1997 vs. San Diego
	11	Kyle Larson	Nov. 16, 2008 vs. Philadelphia (OT)
	11	Kyle Larson	Nov. 30, 2008 vs. Baltimore Ravens
	11	Kevin Huber	Oct. 19, 2014 at Indianapolis
	10	(eight times; most recently Brad Robbins, Sept. 10, 2023 at Cleveland)	

PUNTING YARDS

CAREER	45,766	Kevin Huber	2009-22
	32,196	Lee Johnson	1988-98
	29,307	Pat McInally	1976-85
	15,900	Kyle Larson	2004-08
	12,447	Dave Lewis	1970-73
SEASON	4101	Kevin Huber	2017
(total)	4023	Kevin Huber	2011
	3954	Lee Johnson	1993
	3945	Kyle Larson	2008
	3919	Pat McInally	1978
SEASON	260.79	Dave Lewis (3651 yards/14 games)	1970
(average per team game)	256.31	Kevin Huber (4101 yards/16 games)	2017
	251.44	Kevin Huber (4023 yards/16 games)	2011
	247.13	Lee Johnson (3954 yards/16 games)	1993
	246.56	Kyle Larson (3945 yards/16 games)	2008
GAME	558	Kevin Huber	Oct. 19, 2014 at Indianapolis
	483	Dave Lewis	Sept. 26, 1971 at Pittsburgh
	480	Kyle Larson	Nov. 30, 2008 vs. Baltimore Ravens
	474	Lee Johnson	Nov. 2, 1997 vs. San Diego
	465	Scott Fulhage	Oct. 4, 1987 vs. San Diego

AVERAGE YARDS PER PUNT		
CAREER	45.27	Kevin Huber (45,766 yards/1011 punts)..... 2009-22
	43.67	Dave Lewis (12,447 yards/285 punts)..... 1970-73
	43.16	Lee Johnson (32,196 yards/746 punts)..... 1988-98
	41.95	Kyle Larson (15,900 yards/379 punts)..... 2004-08
	41.87	Pat McNally (29,307 yards/700 punts)..... 1976-85
	41.46	Dale Livingston (5805 yards/140 punts)..... 1968-69

NOTE: Minimum 100 punts.

SEASON	47.18	Kevin Huber (3350 yards/71 punts)..... 2020
	46.84	Kevin Huber (3419 yards/73 punts)..... 2014
	46.60	Kevin Huber (4101 yards/88 punts)..... 2017
	46.58	Kevin Huber (3540 yards/76 punts)..... 2012
	46.42	Kevin Huber (3064 yards/66 punts)..... 2021

NOTE: Minimum 40 punts.

GAME	63.00	Will Brice (189 yds./three punts).... Sept. 12, 1999 at Tennessee
	55.67	Pat McNally (167 yds./three punts).... Sept. 27, 1981 vs. Buff. (OT)
	55.67	Kevin Huber (167 yds./three punts) . Dec. 29, 2019 vs. Cleveland
	55.50	Kevin Huber (222 yds./four punts).... Dec. 1, 2013 at San Diego
	55.00	Lee Johnson (220 yds./four punts).... Oct. 24, 1993 at Houston Oilers
	55.00	Kevin Huber (330 yds./six punts)..... Sept. 13, 2020 vs. L.A. Chargers

NOTE: Minimum three punts.

NET YARDS PER PUNT
(SINCE 1976)

CAREER	40.19	Kevin Huber 2009-22
	35.74	Kyle Larson 2004-08
	35.28	Lee Johnson 1988-98
	33.96	Pat McNally..... 1976-85
	32.36	Nick Harris..... 2001-03

NOTE: Minimum 100 punts.

SEASON	42.82	Kevin Huber 2020
	42.11	Kevin Huber 2019
	42.10	Kevin Huber 2014
	41.97	Kevin Huber 2012
	41.05	Kevin Huber 2021

NOTE: Minimum 40 punts.

GAME	55.5	Kevin Huber Dec. 1, 2013 at San Diego
	51.3	Lee Johnson..... Nov. 6, 1994 at Seattle (OT)
	50.3	Kyle Larson..... Dec. 9, 2007 vs. St. Louis Rams
	50.3	Kevin Huber Oct. 27, 2013 vs. N.Y. Jets
	50.0	Kevin Huber Dec. 19, 2021 at Denver

NOTE: Minimum three punts.

INSIDE-20 PUNTS
(SINCE 1976)

CAREER	346	Kevin Huber 2009-22
	186	Lee Johnson..... 1988-98
	157	Pat McNally..... 1976-85
	109	Kyle Larson 2004-08
	37	Nick Harris..... 2001-03

SEASON	33	Kevin Huber 2012
	32	Kevin Huber 2017
	30	Kevin Huber 2019
	29	Kevin Huber 2018
	28	Kyle Larson 2008
	28	Kevin Huber 2010

GAME	6	Lee Johnson..... Nov. 2, 1997 vs. San Diego
	6	Kevin Huber Sept. 14, 2017 vs. Houston Texans
	5	Pat McNally..... Oct. 5, 1980 at Green Bay
	5	Pat McNally..... Oct. 21, 1984 vs. Cleveland
	5	Kevin Huber Sept. 13, 2009 vs. Denver
	5	Kevin Huber Sept. 26, 2010 at Carolina

LONGEST PUNTS		
75	Kyle Larson Oct. 9, 2005 at Jacksonville	
75	Kevin Huber Dec. 1, 2013 at San Diego	
73	Brad Costello..... Dec. 13, 1998 at Indianapolis	
72	Will Brice Sept. 12, 1999 at Tennessee	
72	Kevin Huber Oct. 10, 2010 vs. Tampa Bay	
72	Kevin Huber Dec. 11, 2016 at Cleveland	
72	Kevin Huber Jan. 3, 2021 vs. Baltimore Ravens	

PUNT RETURNS

TOTAL PUNT RETURNS		
CAREER	153	Brandon Tate..... 2011-15
	140	Mike Martin..... 1983-89
	135	Alex Erickson..... 2016-20
	130	Lemar Parrish..... 1970-77
	98	Adam Jones 2010-17

SEASON	51	Brandon Tate..... 2011
	43	Patrick Robinson..... 1993
	40	Quan Cosby 2009
	39	Alex Erickson..... 2017
	36	Brandon Tate..... 2013

GAME	7	Tony Davis Nov. 27, 1977 vs. N.Y. Giants
	7	Craig Yeast..... Sept. 10, 2000 vs. Cleveland
	7	Brandon Tate..... Oct. 2, 2011 vs. Buffalo
	6	(eight times; most recently Alex Erickson, Dec. 24, 2016 at Houston Texans)

PUNT RETURN YARDS		
CAREER	1411	Brandon Tate..... 2011-15
	1381	Mike Martin..... 1983-89
	1201	Lemar Parrish..... 1970-77
	1115	Adam Jones 2010-17
	1074	Alex Erickson..... 2016-20

SEASON	543	Brandon Tate..... 2011
	474	Quan Cosby 2009
	376	Mike Martin 1984
	340	Trent Taylor 2022
	338	Lemar Parrish..... 1974

GAME	126	T.J. Houshmandzadeh..... Nov. 25, 2001 at Cleveland
	114	Quan Cosby Sept. 20, 2009 at Green Bay
	106	Tommy Casanova Oct. 8, 1972 vs. Denver
	100	Carl Pickens Sept. 20, 1992 at Green Bay
	95	Lemar Parrish..... Oct. 6, 1974 vs. Washington

AVERAGE YARDS PER PUNT RETURN		
CAREER	11.38	Adam Jones (1115 yards/98 ret.)..... 2010-17
	9.99	Quan Cosby (699 yards/70 ret.)..... 2009-10
	9.86	Mike Martin (1381 yards/140 ret.)..... 1983-89
	9.74	Peter Warrick (526 yards/54 ret.)..... 2000-04
	9.64	Corey Sawyer (482 yards/50 ret.)..... 1994-98
	9.24	Lemar Parrish (1201 yards/130 ret.)..... 1970-77

NOTE: Minimum 50 returns.

SEASON	18.778	Lemar Parrish (338 yards/18 ret.)..... 1974
	15.667	Mike Martin (376 yards/24 ret.)..... 1984
	12.045	Adam Jones (265 yards/22 ret.)..... 2014
	11.850	Quan Cosby (474 yards/40 ret.)..... 2009
	11.808	Corey Sawyer (307 yards/26 ret.)..... 1994

NOTE: Minimum 1.25 returns per game in season.

PUNT RETURNS FOR TOUCHDOWNS		
CAREER	4	Lemar Parrish..... 1970-77
	2	Mitchell Price..... 1990-93
	2	Craig Yeast..... 1999-2000
	2	Peter Warrick..... 2000-04

SEASON	2	Lemar Parrish..... 1974
	2	Craig Yeast..... 1999
	1	(many times; most recently Charlie Jones, 2023)

GAME	1	(many times; most recently Charlie Jones, Sept. 17, 2023 vs. Baltimore)
------	---	---

LONGEST PUNT RETURNS		
95-td	Carl Pickens Sept. 20, 1992 at Green Bay	
90-td	Lemar Parrish Oct. 6, 1974 vs. Washington	
86-td	Craig Yeast..... Nov. 21, 1999 vs. Baltimore Ravens	
86	T.J. Houshmandzadeh Nov. 25, 2001 at Cleveland	
82-td	Corey Sawyer Sept. 25, 1994 at Houston Oilers	
82-td	Peter Warrick..... Dec. 17, 2000 vs. Jacksonville	

KICKOFF RETURNS

TOTAL KICKOFF RETURNS

Table with columns: CAREER, SEASON, GAME, Player Name, Year. Rows include Tremain Mack (1997-2000), Brandon Tate (2011-15), Stanford Jennings (1984-90), Glenn Holt (2006-08), Eric Ball (1989-94), Tab Perry (2005), Glenn Holt (2007), Bernard Scott (2010), Deacon Turner (1979), Brandon Bennett (2003).

Table with columns: SEASON, GAME, Player Name, Year. Rows include Tab Perry (2005), Glenn Holt (2007), Bernard Scott (2010), Deacon Turner (1979), Brandon Bennett (2003).

Table with columns: GAME, Player Name, Date/Event. Rows include Eric Bieniemy (Nov. 30, 1997 at Philadelphia), Tab Perry (Nov. 20, 2005 vs. Indianapolis), Eric Bieniemy (Oct. 5, 2014 at New England).

KICKOFF RETURN YARDS

Table with columns: CAREER, SEASON, GAME, Player Name, Year. Rows include Tremain Mack (1997-2000), Brandon Tate (2011-15), Glenn Holt (2006-08), Stanford Jennings (1984-90), Alex Erickson (2016-20), Tab Perry (2005), Glenn Holt (2007), Tremain Mack (1999), Bernard Scott (2010), Brandon Bennett (2002).

Table with columns: SEASON, GAME, Player Name, Year. Rows include Tab Perry (2005), Glenn Holt (2007), Tremain Mack (1999), Bernard Scott (2010), Brandon Bennett (2002).

Table with columns: GAME, Player Name, Date/Event. Rows include Brandon Bennett (Nov. 10, 2002 at Baltimore Ravens), Tremain Mack (Nov. 1, 1998 vs. Denver), Bernard Scott (Nov. 15, 2009 at Pittsburgh), Eric Bieniemy (Oct. 26, 1997 at N.Y. Giants), Tab Perry (Dec. 4, 2005 at Pittsburgh).

AVERAGE YARDS PER KICKOFF RETURN

Table with columns: CAREER, SEASON, GAME, Player Name, Year. Rows include Brandon Wilson (2017-22), Adam Jones (2010-17), Alex Erickson (2016-20), Lemar Parrish (1970-77), Tremain Mack (1997-2000), Bernard Scott (2009-12).

NOTE: Minimum 50 returns.

Table with columns: SEASON, GAME, Player Name, Year. Rows include Adam Jones (2014), Brandon Wilson (2019), Alex Erickson (2016), Tremain Mack (1999), Alex Erickson (2018).

NOTE: Minimum 1.25 returns per games in season.

KICKOFF RETURNS FOR TOUCHDOWNS

Table with columns: CAREER, SEASON, GAME, Player Name, Year. Rows include Tremain Mack (1997-2000), Brandon Wilson (2017-22).

Table with columns: SEASON, GAME, Player Name, Year. Row includes Brandon Wilson (2020).

Table with columns: GAME, Player Name, Date/Event. Row includes Brandon Wilson (Nov. 29, 2020 vs. N.Y. Giants).

LONGEST KICKOFF RETURNS

Table with columns: Player Name, Date/Event. Rows include Brandon Wilson (Nov. 29, 2020 vs. N.Y. Giants), Eric Bieniemy (Oct. 26, 1997 at N.Y. Giants), Glenn Holt (Nov. 4, 2007 at Buffalo), Tremain Mack (Nov. 14, 1999 vs. Tennessee), Stanford Jennings (Nov. 13, 1988 at Kansas City).

INTERCEPTIONS

TOTAL INTERCEPTIONS

Table with columns: CAREER, SEASON, GAME, Player Name, Year. Rows include Ken Riley (1969-83), Louis Breeden (1978-87), David Fulcher (1986-92), Leon Hall (2007-15), Lemar Parrish (1970-77), Deltha O'Neal (2005), Ken Riley (1976, 1983), David Fulcher (1989), Ashley Ambrose (1996), Tory James (2004), Reggie Nelson (2015).

Table with columns: SEASON, GAME, Player Name, Year. Rows include Deltha O'Neal (2005), Ken Riley (1976, 1983), David Fulcher (1989), Ashley Ambrose (1996), Tory James (2004), Reggie Nelson (2015).

Table with columns: GAME, Player Name, Date/Event. Rows include Lemar Parrish (Dec. 17, 1972 at Houston Oilers), Ken Riley (Dec. 12, 1976 at N.Y. Jets), Louis Breeden (Dec. 14, 1980 at Chicago (OT)), Ken Riley (Nov. 28, 1982 vs. L.A. Raiders), David Fulcher (Oct. 1, 1989 at Kansas City), David Fulcher (Dec. 17, 1989 vs. Houston Oilers), Deltha O'Neal (Sept. 18, 2005 vs. Minnesota), Leon Hall (Dec. 21, 2008 at Cleveland).

INTERCEPTION RETURN YARDS

Table with columns: CAREER, SEASON, GAME, Player Name, Year. Rows include Ken Riley (1969-83), Louis Breeden (1978-87), Lemar Parrish (1970-77), Reggie Nelson (2010-15), Ray Griffin (1978-84), Ray Griffin (1979), Louis Breeden (1981), Ken Riley (1976), Shawn Williams (2018), Darryl Williams (1993).

Table with columns: SEASON, GAME, Player Name, Year. Rows include Ray Griffin (1979), Louis Breeden (1981), Ken Riley (1976), Shawn Williams (2018), Darryl Williams (1993).

Table with columns: GAME, Player Name, Date/Event. Rows include James Francis (Nov. 22, 1992 vs. Detroit), Louis Breeden (Nov. 8, 1981 at San Diego), Artrell Hawkins (Nov. 3, 2002 at Houston Texans), Dre Kirkpatrick (Nov. 19, 2017 at Denver), Darryl Williams (Nov. 7, 1993 vs. Pittsburgh).

LONGEST INTERCEPTION RETURNS

Table with columns: Player Name, Date/Event. Rows include Louis Breeden (Nov. 8, 1981 at San Diego), Artrell Hawkins (Nov. 3, 2002 at Houston Texans), Dre Kirkpatrick (Nov. 19, 2017 at Denver), Darryl Williams (Nov. 7, 1993 vs. Pittsburgh), Ray Griffin (Nov. 11, 1979 vs. San Diego).

INTERCEPTION RETURNS FOR TOUCHDOWNS

Table with columns: CAREER, SEASON, GAME, Player Name, Year. Rows include Ken Riley (1969-83), Lemar Parrish (1970-77), Ray Griffin (1978-84), James Griffin (1983-85), James Francis (1990-98), Johnathan Joseph (2006-10), Leon Hall (2007-15).

Table with columns: SEASON, GAME, Player Name, Year. Rows include Lemar Parrish (1972), Tommy Casanova (1976), Scott Perry (1978), Ray Griffin (1980), Ken Riley (1983).

Table with columns: GAME, Player Name, Date/Event. Rows include Lemar Parrish (Dec. 17, 1972 at Houston Oilers), Cam Taylor-Britt (Oct. 8, 2023 at Arizona).

SACKS

TOTAL SACKS

(SINCE 1976)

Table with columns: CAREER, SEASON, GAME, Player Name, Year. Rows include Eddie Edwards (1977-88), Carlos Dunlap (2010-20), Geno Atkins (2010-20), Reggie Williams (1976-89), Ross Browner (1978-86), Coy Bacon (1976), Trey Hendrickson (2023), Trey Hendrickson (2021), Carlos Dunlap (2015), Eddie Edwards (1983).

Table with columns: SEASON, GAME, Player Name, Year. Rows include Coy Bacon (1976), Trey Hendrickson (2023), Trey Hendrickson (2021), Carlos Dunlap (2015), Eddie Edwards (1983).

Table with columns: GAME, Player Name, Date/Event. Rows include Eddie Edwards (Dec. 21, 1980 vs. Cleveland), Antwan Odom (Sept. 20, 2009 at Green Bay), Alfred Williams (Oct. 16, 1994 at Pittsburgh), Gerald Dixon (Dec. 21, 1997 vs. Baltimore Ravens), Carlos Dunlap (Dec. 1, 2019 vs. N.Y. Jets).

REGULAR-SEASON TEAM RECORDS

WINS/LOSSES

GAMES WON

SEASON	12	1981
	12	1988
	12	2015
	12	2022
	11	1975
	11	2005
	11	2013

HIGHEST WINNING PERCENTAGE

SEASON	.786	1975 (11-3)
	.750	1981 (12-4)
	.750	1988 (12-4)
	.750	2015 (12-4)
	.750	2022 (12-4)

CONSECUTIVE GAMES WON

ALL GAMES	8	1970 (Games 8-14) and 1971 (Game 1)
	8	2015 (Games 1-8)
	8	2022 (Games 9-16)
	7	1973 (Games 9-14) and 1974 (Game 1)

ONE SEASON	8	2015 (Games 1-8)
	8	2022 (Games 9-16)
	7	1970 (Games 8-14)
	6	1973 (Games 9-14)
	6	1975 (Games 1-6)
	6	1988 (Games 1-6)

HOME GAMES (not including neutral sites)	11	2012 (one), 2013 (eight) and 2014 (two)
	10	1988 (eight) and 1989 (two)
	9	1975 (three) and 1976 (six)
	9	2012 (one) and 2013 (eight)
	8	1973 (seven) and 1974 (one)

ROAD GAMES (not including neutral sites)	5	2008 (one) and 2009 (four)
	4	(eight times; most recently 2022)

GAMES LOST

SEASON	14	2002
	14	2019
	13	(four times; most recently 1998)

LOWEST WINNING PERCENTAGE

SEASON	.125 (2-14)	2002
	.125 (2-14)	2019
	.188 (3-13)	(four times; most recently 1998)

CONSECUTIVE GAMES LOST

ALL GAMES	13	2018 (Games 15-16) and 2019 (Games 1-11)
	11	1992 (Game 16) and 1993 (Games 1-10)
	10	2010 (Games 4-13)
	9	1977 (Game 14) and 1978 (Games 1-8)
	9	1993 (Game 16) and 1994 (Games 1-8)
	9	1998 (Games 6-14)

HOME GAMES (not including neutral sites)	11	1998 (five) and 1999 (six)
	7	2002
	6	1987
	6	1992 (one) and 1993 (five)

ROAD GAMES (not including neutral sites)	15	1992 (three), 1993 (eight) and 1994 (four)
	13	2018 (five), 2019 (seven) and 2020 (one)
	10	1979 (eight) and 1980 (two)
	10	1990 (two) and 1991 (eight)

ONE SEASON	11	2019 (Games 1-11)
	10	1993 (Games 1-10)
	10	2010 (Games 4-13)
	9	1998 (Games 6-14)
	8	(four times; most recently 2008, Games 1-8)

SCORING

POINTS SCORED

SEASON	460	2021
	448	1988
	441	1985
	430	2013
	421	1981
	421	2005

GAME	61	Dec. 17, 1972 at Houston Oilers
	61	Dec. 17, 1989 vs. Houston Oilers
	58	Nov. 28, 2004 vs. Cleveland
	56	Oct. 29, 1989 vs. Tampa Bay
	55	Nov. 6, 1983 at Houston Oilers

HALF	45	Dec. 17, 1972 at Houston Oilers.....2nd half
	41	Dec. 21, 1975 vs. San Diego1st half
	38	Dec. 20, 1970 vs. Boston.....1st half
	38	Nov. 20, 1983 vs. Houston Oilers1st half

QUARTER	31	Nov. 17, 2013 vs. Cleveland2nd quarter
	28	Dec. 17, 1972 at Houston Oilers4th quarter
	28	Oct. 23, 1988 vs. Houston Oilers1st quarter
	28	Nov. 19, 1989 vs. Detroit.....2nd quarter
	28	Nov. 6, 2022 vs. Carolina.....2nd quarter

NOTE: The Bengals' highest point total in a third quarter is 21 (five times), most recently Dec. 17, 1989 vs. Houston Oilers.

TOUCHDOWNS

SEASON	59	1988
	54	2013
	54	2021
	53	1985
	52	1989

GAME	8	Oct. 29, 1989 vs. Tampa Bay
	8	Dec. 17, 1989 vs. Houston Oilers
	7	(eight times; most recently Oct. 27, 2013 vs. N.Y. Jets)

RUSHING TOUCHDOWNS

SEASON	27	1988
	24	1983
	24	1986
	23	1979
	23	1997

GAME	5	Nov. 6, 1983 at Houston Oilers
	5	Oct. 23, 1988 vs. Houston Oilers
	5	Nov. 6, 2022 vs. Carolina
	4	(eight times; most recently Oct. 4, 2015 vs. Kansas City)

PASSING TOUCHDOWNS

SEASON	36	2021
	35	2022
	33	2013
	32	1989
	32	2005

GAME	6	Oct. 29, 1989 vs. Tampa Bay
	6	Sept. 16, 2007 at Cleveland
	5	Dec. 21, 1986 vs. N.Y. Jets
	5	Dec. 17, 1989 vs. Houston Oilers
	5	Oct. 25, 2009 vs. Chicago
	5	Oct. 27, 2013 vs. N.Y. Jets

POINTS AFTER TOUCHDOWNS

SEASON	56	1988
	52	2013
	50	1986
	50	1989
	49	1981
	49	1985

GAME	8	Oct. 29, 1989 vs. Tampa Bay
	7	(seven times; most recently Oct. 27, 2013 vs. N.Y. Jets)

(Regular-season team records — scoring, continued)

FIELD GOALS		
SEASON	33	2011
(total)	31	2007
	30	2012
	29	1995
	29	2021

SEASON	2.06	2011 (33 field goals/16 games)
(average per team game)	1.94	2007 (31 field goals/16 games)
	1.93	1972 (27 field goals/14 games)
	1.88	2012 (30 field goals/16 games)
	1.81	1995 (29 field goals/16 games)
	1.79	1970 (25 field goals/14 games)

GAME	7	Nov. 11, 2007 at Baltimore Ravens
	6	Nov. 6, 1994 at Seattle (OT)
	5	(eight times; most recently Sept. 29, 2016 vs. Miami)

SAFETIES		
SEASON	3	1993
	2	(four times; most recently 1995)

GAME	1	(many times; most recently Nov. 27, 2016 at Baltimore Ravens)
-------------	---	---

OFFENSE

FIRST DOWNS		
SEASON	361	1981
	357	2022
	351	1988
	348	1986
	348	1989

GAME	35	Dec. 17, 1989 vs. Houston Oilers
	35	Oct. 30, 2016 vs. Washington (OT) [at London, England]
	34	Nov. 17, 1975 vs. Buffalo
	34	Dec. 7, 1975 at Philadelphia
	34	Nov. 27, 1988 vs. Buffalo
	34	Dec. 4, 1997 vs. Tennessee

TOTAL NET YARDS		
SEASON	6490	1986
	6145	2021
	6101	1989
	6057	1988
	5968	1981

GAME	621	Dec. 21, 1986 vs. N.Y. Jets
	584	Dec. 7, 1986 at New England
	584	Dec. 17, 1989 vs. Houston Oilers
	582	Oct. 7, 1990 at L.A. Rams (OT)
	575	Dec. 26, 2021 vs. Baltimore Ravens

NET YARDS RUSHING		
SEASON	2710	1988
	2533	1986
	2483	1989
	2329	1979
	2314	2000

GAME	407	Oct. 22, 2000 vs. Denver
	300	Dec. 7, 1986 at New England
	292	Dec. 3, 2000 vs. Arizona
	279	Dec. 12, 1999 vs. Cleveland
	276	Dec. 4, 1997 vs. Tennessee

RUSHING ATTEMPTS		
SEASON	563	1988
	560	1979
	542	1983
	540	1984
	538	1987

GAME	61	Oct. 11, 1987 at Seattle
	57	Nov. 9, 2003 vs. Houston Texans
	55	Oct. 14, 1973 vs. Pittsburgh
	55	Dec. 4, 1977 at Kansas City
	55	Dec. 4, 1983 at Pittsburgh

AVERAGE YARDS PER RUSHING ATTEMPT		
SEASON	4.862	1986 (2533 yards/521 att.)
	4.813	1988 (2710 yards/563 att.)
	4.694	1989 (2483 yards/529 att.)
	4.685	2018 (1682 yards/359 att.)
	4.675	2000 (2314 yards/495 att.)

NET YARDS PASSING		
SEASON	4403	2021
(total)	4240	2022
	4136	2013
	4012	2007
	3995	1981

SEASON	265.00	2022 (4240 yards/16 games)
(average per team game)	259.89	1982 (2339 yards/nine games)
	259.00	2021 (4403 yards/17 games)
	258.50	2013 (4136 yards/16 games)
	250.75	2007 (4012 yards/16 games)

GAME	498	Dec. 26, 2021 vs. Baltimore Ravens
	483	Oct. 7, 1990 at L.A. Rams (OT)
	459	Oct. 23, 2022 vs. Atlanta
	447	Nov. 19, 1989 vs. Detroit
	441	Nov. 17, 1975 vs. Buffalo

PASSING ATTEMPTS		
SEASON	619	2019
	615	2023
	610	2022
	602	2001
	591	2002

GAME	68	Dec. 30, 2001 vs. Pittsburgh (OT)
	61	Sept. 17, 2020 at Cleveland
	56	Dec. 20, 1982 at San Diego
	56	Dec. 22, 2019 at Miami (OT)
	54	Dec. 25, 1989 at Minnesota
	54	Sept. 18, 2016 at Pittsburgh

COMPLETIONS		
SEASON	420	2023
	418	2022
	384	2021
	373	2007
	372	2020

GAME	40	Dec. 20, 1982 at San Diego
	40	Dec. 24, 2022 at New England
	37	Nov. 18, 2007 vs. Arizona
	37	Sept. 17, 2020 at Cleveland
	37	Dec. 26, 2021 vs. Baltimore

PASSES HAD INTERCEPTED		
SEASON	30	1978
	26	2001
	25	1980
	23	1990
	22	(four times; most recently 2004)

GAME	5	(six times; most recently Nov. 25, 2001 at Cleveland)
-------------	---	---

FEWEST SACKS ALLOWED		
SEASON	17	2007
(total)	21	2005
	23	2014
	24	1972
	24	1973

SEASON	1.06	2007 (17 sacks/16 games)
(average per team game)	1.31	2005 (21 sacks/16 games)
	1.44	2014 (23 sacks/16 games)
	1.56	1995 (25 sacks/16 games)
	1.56	2011 (25 sacks/16 games)

MOST SACKS ALLOWED		
SEASON	63	1979
(total)	57	1969
	55	2021
	53	1993
	53	1998

SEASON	4.07	1969 (57 sacks/14 games)
(average per team game)	3.94	1979 (63 sacks/16 games)
	3.31	1993 (53 sacks/16 games)
	3.31	1998 (53 sacks/16 games)
	3.25	2000 (52 sacks/16 games)

GAME	10	Oct. 19, 1969 vs. Denver
	10	Nov. 29, 1992 vs. Pittsburgh
	10	Oct. 13, 1996 at Pittsburgh

(Regular-season team records, continued)

DEFENSE

FEWEST POINTS ALLOWED

SEASON	177	1982 (strike season with nine games)
(total)	210	1976
	229	1972
	231	1973
	235	1977

SEASON	15.00	1976 (210 points/14 games)
(average per	16.36	1972 (229 points/14 games)
team game)	16.50	1973 (231 points/14 games)
	16.79	1977 (235 points/14 games)
	17.44	2015 (279 points/16 games)

GAME	0	(many times; most recently Dec. 14, 2014 at Cleveland)
-------------	---	--

MOST POINTS ALLOWED

SEASON	460	1999
	456	2002
	455	2018
	452	1998
	437	1985

GAME	52	Dec. 8, 2002 at Carolina
	51	Sept. 9, 1979 at Buffalo
	51	Sept. 16, 2007 at Cleveland
	51	Nov. 11, 2018 vs. New Orleans
	50	Dec. 20, 1982 at San Diego

HALF	42	Nov. 12, 2006 vs. San Diego (2nd half)
	41	Sept. 9, 1979 at Buffalo (2nd half)
	36	Nov. 19, 1995 vs. Pittsburgh (2nd half)
	36	Dec. 8, 2002 at Carolina (2nd half)

FEWEST FIRST DOWNS ALLOWED

GAME	5	Dec. 14, 2014 at Cleveland
	6	Oct. 14, 1973 vs. Pittsburgh
	6	Dec. 12, 1976 at N.Y. Jets
	7	Sept. 26, 1976 vs. Green Bay
	8	Nov. 30, 1969 at Buffalo
	8	Dec. 20, 1970 vs. Boston
	8	Nov. 28, 1971 vs. San Diego
	8	Sept. 29, 2016 vs. Miami

MOST FIRST DOWNS ALLOWED

GAME	34	Dec. 20, 1982 at San Diego
	34	Oct. 13, 1985 vs. N.Y. Giants
	33	Nov. 24, 1968 vs. Oakland
	33	Oct. 21, 2018 at Kansas City
	33	Nov. 11, 2018 vs. New Orleans

FEWEST TOTAL NET YARDS ALLOWED

SEASON	2893	1982 (strike season with nine games)
(total)	3552	1972
	3670	1976
	3705	1973
	3906	1971

SEASON	253.71	1972 (3552 yards/14 games)
(average per	262.14	1976 (3670 yards/14 games)
team game)	264.64	1973 (3705 yards/14 games)
	270.44	1983 (4327 yards/16 games)
	279.00	1971 (3906 yards/14 games)

GAME	36	Sept. 26, 1976 vs. Green Bay
	72	Dec. 12, 1976 at N.Y. Jets
	107	Dec. 14, 2014 at Cleveland
	130	Nov. 28, 1971 vs. San Diego
	137	Sept. 17, 1972 at New England

MOST TOTAL NET YARDS ALLOWED

SEASON	6618	2018
(total)	6368	2023
	6349	1995
	6299	2019
	6227	2020

SEASON	413.63	2018 (6618 yards/16 games)
(average per	396.81	1995 (6349 yards/16 games)
team game)	393.69	2019 (6299 yards/16 games)
	389.19	2020 (6227 yards/16 games)
	381.21	1969 (5337 yards/14 games)

GAME	661	Dec. 20, 1982 at San Diego
	604	Nov. 24, 1968 vs. Oakland
	595	Nov. 19, 2006 at New Orleans
	576	Oct. 28, 2018 vs. Tampa Bay
	571	Sept. 15, 2019 vs. San Francisco

FEWEST NET YARDS RUSHING ALLOWED

GAME	11	Dec. 12, 1999 vs. Cleveland
	22	Dec. 23, 1990 vs. Houston Oilers
	25	Sept. 19, 2004 vs. Miami
	26	Sept. 19, 1982 at Pittsburgh (OT)
	27	Oct. 13, 1985 vs. N.Y. Giants
	27	Sept. 15, 1996 vs. New Orleans

MOST NET YARDS RUSHING ALLOWED

GAME	404	Jan. 3, 2021 vs. Baltimore Ravens
	313	Oct. 26, 1969 at Kansas City
	309	Dec. 7, 1969 at Oakland
	293	Nov. 12, 1972 vs. Oakland
	281	Dec. 22, 1985 at New England

FEWEST NET YARDS PASSING ALLOWED

GAME	-35	Sept. 26, 1976 vs. Green Bay
	-4	Oct. 4, 1981 at Houston Oilers
	3	Sept. 15, 1974 vs. Cleveland
	8	Dec. 12, 1976 at N.Y. Jets
	19	Nov. 24, 1991 vs. L.A. Raiders

MOST NET YARDS PASSING ALLOWED

GAME	504	Nov. 19, 2006 at New Orleans
	486	Dec. 20, 1982 at San Diego
	450	Oct. 28, 2018 vs. Tampa Bay
	446	Oct. 30, 2016 vs. Washington (OT) [at London, England]
	443	Oct. 13, 1985 vs. N.Y. Giants

INTERCEPTIONS

SEASON	34	1996
	31	2005
	27	1971
	26	1976
	25	1984

GAME	6	Nov. 28, 1971 vs. San Diego
	6	Dec. 12, 1976 at N.Y. Jets

SACKS

SEASON	51	2012
(total)	48	2001
	46	1976
	45	1992
	45	2011

SEASON	3.29	1976 (46 sacks/14 games)
(average per	3.19	2012 (51 sacks/16 games)
team game)	3.07	1973 (43 sacks/14 games)
	3.00	2001 (48 sacks/16 games)
	2.81	1992 (45 sacks/16 games)
	2.81	2011 (45 sacks/16 games)

GAME	8	Oct. 16, 1994 at Pittsburgh
	8	Dec. 9, 2001 vs. Jacksonville
	7	(nine times; most recently Sept. 10, 2006 at Kansas City)

(Regular-season team records, continued)

PENALTIES

FEWEST PENALTIES INCURRED

SEASON	50	1969
	55	1968
	56	1982 (strike season with nine games)
	69	1998
	71	1970

MOST PENALTIES INCURRED

SEASON	126	1999
	118	1980
	114	2009
	114	2018
	111	1986
	111	2015

GAME	17	Sept. 18, 2005 vs. Minnesota
	16	Oct. 6, 1985 vs. N.Y. Jets
	16	Nov. 7, 1999 at Seattle
	15	(three times; most recently Nov. 21, 1999 vs. Baltimore Ravens)

FEWEST PENALTY YARDS INCURRED

SEASON	475	1982 (strike season with nine games)
(total)	556	1969
	586	1968
	591	2008
	614	2023

SEASON	36.12	2023 (614 yards/17 games)
(average per	36.47	2021 (620 yards/17 games)
team game)	36.94	2008 (591 yards/16 games)
	38.63	1994 (618 yards/16 games)
	38.75	1998 (620 yards/16 games)
	38.94	2022 (623 yards/16 games)

MOST PENALTY YARDS INCURRED

SEASON	1027	1999
(total)	1027	2017
	1000	2013
	957	2018
	956	1978

SEASON	65.79	1971 (921 yards/14 games)
(average per	64.19	1999 (1027 yards/16 games)
team game)	64.19	2017 (1027 yards/16 games)
	62.50	2013 (1000 yards/16 games)
	61.36	1977 (859 yards/14 games)

GAME	173	Dec. 4, 2017 vs. Pittsburgh
	134	Nov. 10, 2013 at Baltimore Ravens (OT)
	133	Oct. 1, 1978 at San Francisco
	132	Nov. 1, 1987 vs. Houston Oilers
	127	Nov. 21, 1999 vs. Baltimore Ravens

OPPONENTS' INDIVIDUAL RECORDS

SCORING

TOTAL POINTS

GAME	24	Roland Hooks, Sept. 9, 1979 at Buffalo (four rushing TDs)
	24	Az-Zahir Hakim, Oct. 3, 1999 vs. St. Louis Rams (three receiving TDs/one punt return TD)
	24	LaDainian Tomlinson, Nov. 12, 2006 vs. San Diego (four rushing TDs)

TOUCHDOWNS

GAME	4	Roland Hooks, Sept. 9, 1979 at Buffalo (four rushing TDs)
	4	Az-Zahir Hakim, Oct. 3, 1999 vs. St. Louis Rams (three receiving TDs/one punt return TD)
	4	LaDainian Tomlinson, Nov. 12, 2006 vs. San Diego (four rushing TDs)

FIELD GOALS

GAME	7	Cairo Santos, Oct. 4, 2015 vs. Kansas City (seven for seven)
	6	Chris Boswell, Dec. 18, 2016 vs. Pittsburgh (six for six)
	6	Harrison Butker, Dec. 31, 2023 at Kansas City (six for six)
	5	(nine times; most recently Chris Boswell, Oct. 22, 2017 at Pittsburgh (five for five))

LONGEST FIELD GOALS

60	Steve Cox, Oct. 21, 1984 vs. Cleveland
59	Michael Badgley, Dec. 9, 2018 at L.A. Chargers
58	Robbie Gould, Sept. 8, 2013 at Chicago
58	Justin Tucker, Oct. 9, 2022 at Baltimore Ravens
57	Justin Tucker, Nov. 27, 2016 at Baltimore Ravens

RUSHING

TOTAL RUSHING ATTEMPTS

GAME	45	Jamie Morris, Dec. 17, 1988 vs. Washington (OT) (152 rushing yards)
	41	Franco Harris, Oct. 17, 1976 at Pittsburgh (143 rushing yards)
	40	Adrian Murrell, Sept. 28, 1997 vs. N.Y. Jets (156 rushing yards)

RUSHING YARDS

GAME	227	Priest Holmes, Nov. 22, 1998 vs. Baltimore Ravens (36 attempts)
	216	Jamal Lewis, Sept. 16, 2007 at Cleveland (27 attempts)
	215	Terrell Davis, Sept. 21, 1997 at Denver (27 attempts)
	202	Earl Campbell, Oct. 26, 1980 at Houston Oilers (27 attempts)
	201	Larry Johnson, Jan. 1, 2006 at Kansas City (26 attempts)

RUSHING TOUCHDOWNS

GAME	4	Roland Hooks, Sept. 9, 1979 at Buffalo
	4	LaDainian Tomlinson, Nov. 12, 2006 vs. San Diego
	3	(many times; most recently Larry Johnson, Jan. 1, 2006 at Kansas City)

LONGEST RUSHES

92-td	Bo Jackson, Nov. 5, 1989 at L.A. Raiders
88	Bo Jackson, Dec. 16, 1990 at L.A. Raiders
80-td	Warren McVea, Oct. 26, 1969 at Kansas City

PASSING

TOTAL PASSING ATTEMPTS

GAME	63	Elvis Grbac, Sept. 23, 2001 vs. Baltimore Ravens (33 completions)
	62	Phil Simms, Oct. 13, 1985 vs. N.Y. Giants (40 completions)
	62	Joe Flacco, Sept. 7, 2014 at Baltimore Ravens (35 completions)
	60	Carson Wentz, Dec. 4, 2016 vs. Philadelphia (36 completions)
	58	Donovan McNabb, Nov. 16, 2008 vs. Philadelphia (OT) (28 completions)
	58	Ben Roethlisberger, Sept. 26, 2021 at Pittsburgh (38 completions)

COMPLETIONS

GAME	40	Phil Simms, Oct. 13, 1985 vs. N.Y. Giants (62 attempts)
	39	Andrew Luck, Sept. 9, 2018 at Indianapolis (53 attempts)
	38	Kirk Cousins, Oct. 30, 2016 vs. Washington (OT) (London, Eng.) (56 att.)
	38	Ben Roethlisberger, Sept. 26, 2021 at Pittsburgh (58 attempts)
	37	Drew Brees, Nov. 19, 2006 at New Orleans (52 attempts)
	37	Mike White, Oct. 31, 2021 at N.Y. Jets (45 attempts)

PASSING YARDS

GAME	513	Phil Simms, Oct. 13, 1985 vs. N.Y. Giants (40 comp./62 att.)
	510	Drew Brees, Nov. 19, 2006 at New Orleans (37 comp./52 att.)
	458	Kirk Cousins, Oct. 30, 2016 vs. Wash. (OT) (London, Eng.) (38 comp./56 att.)
	450	Dan Marino, Oct. 1, 1995 vs. Miami (33 comp./48 att.)
	437	Jeff Garcia, Dec. 5, 1999 vs. San Francisco (33 comp./49 att.)

TOUCHDOWN PASSES

GAME	5	Warren Moon, Oct. 14, 1990 at Houston Oilers
	5	Jim Kelly, Oct. 21, 1991 at Buffalo
	5	Warren Moon, Oct. 11, 1992 vs. Houston Oilers
	5	Kelly Holcomb, Nov. 28, 2004 vs. Cleveland
	5	Derek Anderson, Sept. 16, 2007 at Cleveland
	5	Baker Mayfield, Oct. 25, 2020 vs. Cleveland

PASSES HAD INTERCEPTED

GAME	5	Daryle Lamonica, Nov. 2, 1969 vs. Oakland (44 passes)
	5	Daunte Culpepper, Sept. 18, 2005 vs. Minnesota (37 passes)
	5	Kyle Orton, Sept. 25, 2005 at Chicago (39 passes)
	5	Brett Favre, Oct. 30, 2005 vs. Green Bay (39 passes)

LONGEST PASSES

99-td	Jeff Garcia to Andre' Davis.....	Oct. 17, 2004 at Cleveland
94-td	Ben Roethlisberger to Martavis Bryant.....	Dec. 7, 2014 vs. Pittsburgh
87-td	Jerry Rhome to Charlie Joiner.....	Dec. 13, 1970 at Houston Oilers
87-td	Kyle Orton to Brandon Stokley.....	Sept. 13, 2009 vs. Denver
86-td	Mason Rudolph to George Pickens.....	Dec. 23, 2023 at Pittsburgh

RECEIVING

TOTAL RECEPTIONS

GAME	14	Jimmy Smith, Jan. 2, 2000 at Jacksonville (165 receiving yards)
	14	Najee Harris, Sept. 26, 2021 at Pittsburgh (102 receiving yards)
	13	Art Monk, Dec. 15, 1985 at Washington (230 receiving yards)
	13	Hines Ward, Nov. 30, 2003 at Pittsburgh (149 receiving yards)
	13	Steve Smith, Sept. 27, 2015 at Baltimore Ravens (186 receiving yards)
	13	George Kittle, Dec. 12, 2021 vs. San Francisco (OT) (151 rec. yards)

RECEIVING YARDS

GAME	260	Wes Chandler, Dec. 20, 1982 at San Diego (10 receptions)
	230	Art Monk, Dec. 15, 1985 at Washington (13 receptions)
	220	James Lofton, Oct. 21, 1991 at Buffalo (eight receptions)
	220	Cooper Kupp, Oct. 27, 2019 vs. L.A. Rams at London (seven receptions)
	206	Davante Adams, Oct. 10, 2021 vs. Green Bay (OT) (11 receptions)

RECEIVING TOUCHDOWNS

GAME	3	Warren Wells, Dec. 7, 1969 at Oakland
	3	Roger Carr, Sept. 19, 1976 at Baltimore Colts
	3	Haywood Jeffires, Oct. 11, 1992 vs. Houston Oilers
	3	Haywood Jeffires, Nov. 14, 1993 vs. Houston Oilers
	3	Az-Zahir Hakim, Oct. 3, 1999 vs. St. Louis Rams
	3	Steve Heiden, Nov. 28, 2004 vs. Cleveland
	3	Marvin Harrison, Dec. 18, 2006 at Indianapolis
	3	Stevie Johnson, Nov. 21, 2010 vs. Buffalo

PUNTING

TOTAL PUNTS

GAME	12	Bill Van Heusen, Oct. 6, 1968 at Denver (532 punting yards)
	12	Josh Miller, Oct. 15, 2000 at Pittsburgh (526 punting yards)

LONGEST PUNTS

76	Lee Johnson, Sept. 9, 2001 vs. New England
74	Dan Pastorini, Oct. 24, 1976 at Houston Oilers
74	Brad Wing, Dec. 7, 2014 vs. Pittsburgh
74	Brett Kern, Nov. 12, 2017 at Tennessee

PUNT RETURNS

PUNT RETURN YARDS

GAME	153	Steve Smith, Dec. 8, 2002 at Carolina (three returns)
	127	Billy "White Shoes" Johnson, Oct. 5, 1975 at Houston Oilers (six returns)
	120	Josh Cribbs, Oct. 4, 2009 at Cleveland (OT) (six returns)

LONGEST PUNT RETURNS

95-td	Lamont Brightful, Nov. 10, 2002 at Baltimore Ravens
92-td	Eric Metcalf, Sept. 4, 1994 vs. Cleveland
87-td	Jermaine Lewis, Sept. 27, 1998 at Baltimore Ravens
87-td	Steve Smith, Dec. 8, 2002 at Carolina

KICKOFF RETURNS

KICKOFF RETURN YARDS

GAME	229	Desmond Howard, Oct. 28, 2001 at Detroit (five returns)
	220	Terrence McGee, Dec. 24, 2005 vs. Buffalo (five returns)
	212	Richard Alston, Nov. 28, 2004 vs. Cleveland (10 returns)

LONGEST KICKOFF RETURNS

105-td	Mercury Morris, Sept. 14, 1969 vs. Miami
105-td	Trindon Holliday, Nov. 4, 2012 vs. Denver
103-td	Bob Gresham, Sept. 23, 1973 vs. Houston Oilers
101-td	Derrick Mason, Nov. 18, 2001 vs. Tennessee
100-td	Max Anderson, Sept. 22, 1968 vs. Buffalo
100-td	Jon Vaughn, Dec. 20, 1992 vs. New England

INTERCEPTIONS

TOTAL INTERCEPTIONS

GAME	3	Mike Wagner, Oct. 28, 1973 at Pittsburgh
	3	Lee Roy Jordan, Nov. 4, 1973 at Dallas
	3	Anthony Leonard, Oct. 1, 1978 at San Francisco
	3	Todd Scott, Sept. 27, 1992 vs. Minnesota
	3	Antrel Rolle, Nov. 18, 2007 vs. Arizona

LONGEST INTERCEPTION RETURNS

99-td	Denzel Ward, Nov. 7, 2021 vs. Cleveland
98-td	Chad Williams, Dec. 1, 2002 vs. Baltimore Ravens
94-td	Brent Grimes, Oct. 31, 2013 at Miami
89-td	Marcus Peters, Nov. 10, 2019 vs. Baltimore Ravens
85-td	Kelvin Hayden, Dec. 7, 2008 at Indianapolis

**1969 CINCINNATI BENGALS GAME
AT NIPPERT STADIUM,
UNIVERSITY OF CINCINNATI**



TEAM HISTORY

PRE-1966

Paul Brown had left the Cleveland Browns following the 1962 season, with an NFL coaching record of 115-49-6 and three league championships. He had also won four titles with the Browns in the All-America Football Conference, before they joined the NFL. But Brown was ousted from Cleveland by Art Modell, who had bought the Browns franchise in 1961. Despite Brown's founder's status with the Cleveland club, he had never been majority owner, and Modell showed Brown the door while telling the already legendary coach, "This can never be my team as long as you are here." It was a compliment, in a fashion, but it was a bitter blow to pro football's legendary innovator. Brown sought to return to the game, with operational control of a franchise, and in 1965 his son Mike completed a study on pro football expansion. The study recommended Cincinnati as a potential site. Later that year, Paul Brown met with Ohio Governor James Rhodes, who agreed to support a push for a second team in the state.

1966

Faced with serious concerns from the Reds baseball team regarding Crosley Field, as well as with growing civic support to push for pro football, Cincinnati's city council approved the construction of a dual-purpose downtown riverfront stadium, with seating capacity of more than 50,000.

1967

Cincinnati was awarded an American Football League expansion franchise on May 24, and on Sept. 26, the league's ownership decision came down in favor of the group led by Paul Brown. The franchise was to begin play in 1968, but it acquired its first player late in '67, trading two draft picks to the Miami Dolphins for QB John Stofa. And what would the team's name be? A Cincinnati newspaper poll showed much sentiment among Queen City fans for the name "Buckeyes," but Brown nixed that idea. Brown said that the name "belonged to Ohio State," and he added that the Buckeyes weren't all that popular in Kentucky, Indiana and West Virginia, which he considered part of a regional fan base for his new team. Ownership instead chose the name "Bengals," with Brown making the announcement at an Oct. 26 news conference. The tiger theme was familiar to Brown, who had enjoyed great success with the Massillon (Ohio) High School Tigers early in his coaching career. Also, "Bengals" had been the name of a Cincinnati pro football franchise of the late 1930s and early '40s, and Brown had three members of that original Bengals team at his news conference. Brown cited a "precedence for reviving old team names," noting that the Baltimore Colts and Buffalo Bills carried the same names as previous unrelated pro teams in their towns. As for how the original 1930s team came to be known as Bengals, one school of thought associated the name with a hugely popular mid-'30s movie called "The Lives of a Bengal Lancer." The movie dealt not with tigers, but with the exploits of British soldiers in colonial India. That concept was clearly in Paul Brown's mind some 32 years after the movie's 1935 nomination for Best Picture, because Brown said at the news conference when announcing the new team name, "We mean the tigers, not the lancers." But whatever connection may have been made between the original team and the movie, it seems to have been more a case of coincidence than design. The original Bengals indisputably used tiger images in promoting the team. And Hal Pennington, who coached and managed the original team after his 1934 graduation from Xavier University as a multi-sport star, said in a '67 interview that he named the team to represent a tiger theme. Pennington said he was sitting in his mother's kitchen when he was struck by a product or advertisement — he couldn't remember exactly what — whose trademark included the name "Bengal" and a tiger-head image. "The (tiger) picture was so animated, it inspired me," Pennington recalled. "I just figured 'Bengals' would be a good name for the team."

1968

The Bengals fielded their first team, with an agreement to play two seasons at Nippert Stadium, on the University of Cincinnati campus, during construction of the as-yet-unnamed downtown stadium. The Bengals were placed as the fifth team the AFL's Western Division, bringing league membership to 10. They were awarded 40 veteran players in the AFL allocation draft, but the draft was not generous to Cincinnati, allowing existing teams wide latitude to protect the best talent. Of the 40 selections, only 16 ever played for Cincinnati, and only three would play as many as four seasons. G Pat Matson of Oregon, obtained from the Denver Broncos, would play the most Bengals seasons (seven) of any of the expansion draft signees. In the college draft, the Bengals selected Tennessee

center Bob Johnson as their first pick. Johnson would go on to play 12 Bengals seasons, with an AFL All-Star game selection. The Bengals played their first preseason game on Aug. 3 at Nippert, losing 38-14 to Kansas City before a crowd of 21,682. Jon Stofa was the starting QB against the Chiefs. In the regular season, the Bengals lost their opener at San Diego, with rookie Dewey Warren as starting QB, but Cincinnati won its next two, posting double-digit margins at home over Denver and Buffalo. The team would win only once more, however, finishing 3-11. Though Warren, a sixth-round draft choice from Tennessee, took the first regular-season snap at QB, Stofa and future Bengals head coach Sam Wyche also saw significant time at QB during the season. Regular-season home attendance averaged 25,766. Rookie RB Paul Robinson led the AFL in rushing with 1023 yards and was named AFL Rookie of the Year.

1969

The team selected QB Greg Cook of the University of Cincinnati with its first draft pick (fifth overall), and Cook was an immediate sensation. He led the second-year club to a 3-0 start, including victories over AFL powerhouses Oakland and Kansas City. "If (Cook) stays with it, I've got myself another Otto Graham," Paul Brown said. But Cook suffered a shoulder injury in Cincinnati's Game 3 win over Kansas City, and though he returned to play later in the season, winning the AFL passing title and league Offensive Rookie of the Year honors, he never fully recovered from the injury. The Chillicothe, Ohio native would play in only one more game after '69, and likely more than any other Bengals player, he has inspired thoughts of "what might have been." Cook's average-yards-per-pass-attempt in '69 was 9.41, still a team record through 2023 and still the oldest surviving passing mark in the franchise record book. Although the team faltered after Cook's injury, finishing 4-9-1, Brown was named AFL Coach of the Year, and LB Bill Bergey, the team's second-round draft pick, was named AFL Defensive Rookie of the Year. Local support for the Bengals grew steadily, and on Oct. 7, the club announced that the remainder of the home season at Nippert Stadium was sold out. On Nov. 9, the Bengals played the franchise's first game on an artificial surface, tying Houston 31-31 at the Astrodome. The club experienced a tragedy on the morning of Sept. 15, day of the season opener, when LB Frank Buncom of Southern California, a 29-year-old about to enter his eighth NFL season, was found dead at the team hotel, due to a blood clot that had reached a lung.

1970

The year was a highly significant one for the Bengals, in both a football and a civic sense. On the football side, the Bengals moved into the NFL as part of the league's merger with the AFL. Paul Brown's quest in returning to pro football, following his ouster from Cleveland by Art Modell in 1962, had always been about re-joining the NFL. So when the Bengals began play in the AFL in 1968, it was key for Brown to know that the '70 NFL-AFL merger was already approved. There was much debate and controversy over exactly how the leagues would combine. The Bengals pushed strongly for a full merger, with the 26 clubs divided into two 13-team conferences. Other interests sought to keep the 16 NFL teams and 10 AFL teams in separate conferences of unequal size. But the full-merger view prevailed, with the NFL's Baltimore Colts, Cleveland Browns and Pittsburgh Steelers agreeing to join the 10 AFL teams in the new American Football Conference (AFC). The remaining 13 NFL teams formed the National Conference. The Bengals were part of a four-team AFC Central Division, joined by Cleveland, Pittsburgh and the AFL Houston Oilers. Thus was born the twice-annual "Battle of Ohio" between the Bengals and Browns. The Bengals started horribly on the field, losing six of their first seven games, but they roared to life in winning their last seven and claimed the first AFC Central title at 8-6, by a game over Cleveland. The Bengals became, at that time, the youngest franchise (third year of existence) to reach the NFL playoffs. Baltimore squelched the Bengals 17-0 in the first round of the playoffs, but that Colts club would go on to win Super Bowl V, and Brown won the Associated Press NFL Coach of the Year award. On the civic side, 1970 was the debut season for Cincinnati's dual-sport downtown stadium, which would be the Bengals' home through 1999. It was announced on Jan. 9 that the facility was officially named "Cincinnati Riverfront Stadium," but in popular usage the name soon became just "Riverfront Stadium." Though seating capacity for football varied, due to whether the Reds' home baseball season was still on, the new stadium roughly doubled the capacity of Nippert Stadium. The Bengals first played at Riverfront on Aug. 8, defeating Washington in a preseason game. The first regular-season game was on Sept. 20, a 31-21 win over Oakland, with QB and future Bengals head coach

Sam Wyche scoring the new facility's first regular-season football points, on a five-yard TD run in the first quarter. The club averaged 58,251 home attendance in the regular season. The baseball Reds had begun their tenure at Riverfront with a game vs. Atlanta on June 30.

1971

The Bengals went 5-0-1 in preseason and opened the regular season with high hopes of defending their AFC Central Division title. They started off with a 37-14 rout of Philadelphia at home, but they lost the next seven and finished at 4-10. The puzzling outfit stumbled despite outgaining foes by more than 25 yards per game and posting a plus-16 turnover differential. Six of their losses came by four points or less. QB Sam Wyche, who would become Bengals head coach in 1984, was traded in May to Washington, and Virgil Carter was the starting QB for most of the season. But Carter missed some time with injuries, allowing for the debut of third-round draft pick Ken Anderson, who immediately attracted notice as a prospect of great promise. Anderson could not turn the '71 season around, but it was the start of a 16-year career (longest in Bengals history through 2023) that would end with him holding all the team's major passing records at that time. The first of Anderson's career 197 Bengals TD passes was a five-yarder to WR Eric Crabtree in the fourth quarter of a 20-17 loss on Oct. 3 at Green Bay. On Nov. 28, the Bengals posted the first shutout in franchise history, 31-0 at home over San Diego. Regular-season home attendance was strong in Riverfront Stadium's second year, as the average of 59,266 would not be topped until the 2003 season at Paul Brown Stadium. Cincinnati's Dave Lewis won his second consecutive NFL punting title, averaging 44.8 yards.

1972

The team rallied from the disappointment of 1971 to finish 8-6 for the second time in three seasons. It wasn't enough for a second playoff berth in three years, but Coach Paul Brown said at season's end that the Bengals had met his goal of becoming a "fully competitive" NFL franchise by Year Five. (The Bengals would back up those words by going 38-18 over the next four seasons.) Besides the drama of a playoff bid that ended with a loss to Cleveland in Game 13, the season's major storyline was the battle between veteran Virgil Carter and second-year Ken Anderson for the No. 1 QB spot. Anderson got Brown's nod in preseason, but Carter took the job back for Game 9 vs. Oakland, after Anderson had struggled in a 40-17 loss to Pittsburgh. Carter was injured in the Oakland game, however, and Anderson started Game 10, a 20-19 upset loss to a Baltimore team that had won only twice. Carter started in a Game 11 win at Chicago, but passed for only 120 yards with two INTs, and Anderson was re-installed at No. 1 for a Game 12 win vs. the Giants. Anderson started the crucial Game 13 vs. Cleveland, but he was sidelined with an injury, and the Browns sealed a 27-24 win when Carter suffered an INT by LB Billy Andrews on a short pass to Cleveland's goal line with 0:36 to play. Anderson came back to start the play-for-pride season finale, directing a 61-17 romp at Houston, and Anderson would not again be seriously challenged until 1984, when at age 35 he was bothered by injuries and began to give way to Boomer Esiason. DT Mike Reid, Cincinnati's top pick from the 1970 draft, was the only Bengal named to the Pro Football Writers' first-team All-Pro squad, but rookie S Tommy Casanova also made a big impression and was voted by his teammates as the club's MVP. The 61 points scored at Houston still stands tied (through 2023) as a club record matched just once since, in a 61-7 win vs. the same Houston franchise in 1989.

1973

The Bengals claimed their second AFC Central title in the division's four-year existence, winning their last six games after a 4-4 start and claiming the crown over 10-4 Pittsburgh via conference-record tiebreaker. The Bengals' rivalry with the Steelers heated up in '73, with Pittsburgh QB Terry Bradshaw saying, "I'd really rather beat Cincinnati than anybody." The Bengals and Steelers split their two season meetings. In postseason, the Bengals lost 34-16 at Miami, which would go on to win Super Bowl VIII. It marked the second time in two playoff appearances that the Bengals were eliminated by the team that would go on to win it all. Though the schedule at this time remained at just 14 games, the Bengals missed by just 15 total yards having two 1000-yard rushers. Veteran Essex Johnson had 997 yards, and bruising 12th-round draft choice Boobie Clark had 988. Clark was named AFC Rookie of the Year. Through 2023, only seven teams in NFL history have had two 1000-yard rushers in a season (Bengals not among them), and five of those instances came in 16-game seasons. The '73 offense was further improved by WR Isaac Curtis, a first-round draft pick who would go on to play 12 excellent seasons for Cincinnati. The NFL's rules on home television blackouts were changed for 1973, with blackouts

lifted on games sold out 72 hours in advance, and the Sept. 24 game vs. Houston — a 24-10 Bengals victory — became the first Bengals home contest with live local TV. Paul Brown turned 65 on Sept. 7, but retirement was not on his mind. He would go on to serve through 1975 as head coach, and he would remain the Bengals' chief executive until his death in 1991 at age 82.

1974

A break-even (7-7) season for Cincinnati included the individual highlight of QB Ken Anderson winning the first of his four NFL passing titles. He posted a league-best 95.7 rating, with 213 completions in 328 attempts (64.9 percent) for 2667 yards, with 18 TDs and 10 INTs. In a Nov. 10 win vs. Pittsburgh, Anderson set a Bengals record (still standing through 2023) for completion percentage, ringing up a 90.9 by connecting on 20-of-22. Through 2023, that still is tied for ninth-best in NFL history (minimum 20 attempts). CB Lemar Parrish led the NFL in punt returns, with an 18.8-yard average that remains (through 2023) as the franchise record. The Bengals were 7-4 through 11 games, but were still a game and a half behind first-place Pittsburgh, and Cincinnati lost its last three contests. The Bengals swept the "Battle of Ohio" series vs. Cleveland for the first time, winning 33-7 at home in the season opener and 34-24 at Cleveland in Game 5. The campaign was preceded by a tumultuous offseason. Labor unrest roiled the league scene well into the preseason. The NFL Players Association called a strike, but not all players were on board, and most teams welcomed willing veterans into training camps. The Bengals were at the top in terms of veterans reporting to camp. Early preseason games were played with large numbers of rookies and other new personnel, however, and the Bengals offered fans refunds to those games. Most fans kept their tickets. The strike effort dwindled as preseason neared its end, and the regular season opened normally. Prior to preseason, the Bengals were in the thick of an NFL battle against player raids by the new World Football League, as they disputed the WFL Philadelphia franchise's signing of star LB Bill Bergey to a contract to begin in 1976, even though Bergey still was obligated to the Bengals through 1975. The Bengals lost that battle in court, but the decision wound up being moot. Bergey's offers from the unstable new league eventually fell through, and on July 10 of '74, Cincinnati traded Bergey to Philadelphia's NFL team, the Eagles, for first-round draft choices in 1976 and '77, plus a second-rounder in '77.

1975

In their final season with Paul Brown as head coach, the Bengals opened with six straight wins and went on to post an 11-3 record. Their .786 winning percentage stands through 2023 as the best in franchise history, and their plus-differential in yards per game (81.2, on 361.4 offensively vs. 280.2 defensively) also stands through '23 as a franchise record. But two of Cincinnati's losses were to AFC Central Division rival Pittsburgh, and the Steelers took the division title at 12-2, setting up their drive to win Super Bowl X. The Bengals qualified as the AFC Wild Card team for the playoffs, but had to play on the road at Oakland, which also had finished 11-3, and the Raiders prevailed, 31-28, withstanding a Bengals rally from a 31-14 deficit. QB Ken Anderson won the second of his four NFL passing championships, with a 93.9 rating, and he was also named Dodge NFL Man of the Year, an award reflecting both athletic and civic achievement. Attempts to revive the injury-plagued career of iconic QB Greg Cook ended on July 9, when the Bengals allowed Kansas City to claim Cook on waivers. Cook played in preseason for the Chiefs but did not reach the regular season with the club. The Bengals opened preseason with the Hall of Fame game at Canton, Ohio, playing Washington on Aug. 2 on a day when the on-field temperature was estimated at 105, believed to be the hottest conditions ever (through 2023) for any Bengals game. Labor unrest forced the preseason to unfold under another strike threat, but it was averted just before the regular season began. The Bengals defense was strong despite the pre-training camp loss of Pro Bowl DT Mike Reid, who retired at age 26 to pursue a career in music. The last player still with the Bengals from the 1968 expansion draft, G Pat Matson, was traded to Green Bay on Sept. 10. Prior to the season, Paul Brown hired Kim Wood as the first strength coach in team history, citing a need for a thorough year-round conditioning program for players. Wood would serve in the job through 2002.

1976

On Jan. 1, Paul Brown announced his retirement as head coach, while remaining general manager and overall chief executive. Brown had coached 41 seasons at various levels of football, with a career including dominance at the high school level, a national championship at Ohio State, and an AAFC and NFL dynasty with the Cleveland Browns. Brown also led the expansion Bengals into the playoffs in their third season (1970), making them the "youngest franchise" in league history at that time to reach postseason. His overall coaching record was 342-126-15, for a winning percentage of .724. Brown named Bill "Tiger" Johnson,

Bengals offensive line coach since the franchise's inception, as his successor as head coach. Johnson led the team to a 10-4 record, tied with Pittsburgh atop the AFC Central, but the Steelers won a tiebreaker (head-to-head sweep) for the division title, and the Bengals lost out to 11-3 New England for what was then a lone AFC Wild Card spot in the playoffs. The Bengals' .714 winning percentage is the highest (through 2022) of any Cincinnati team not to make the playoffs. The Bengals entered the regular-season finale tied with Pittsburgh at 9-4, but the Steelers clinched the playoff spot with a Saturday win against Houston. The Bengals were playing only for pride the following day when they swamped the N.Y. Jets 42-3 in what was to be the last Jets appearance by Hall of Fame QB Joe Namath. The Bengals acquired defensive end Coy Bacon in a March 31 trade with San Diego for WR Charlie Joiner, and Bacon contributed 22.0 sacks, still the team record through 2022, and by a margin of 8.0. The team had a total of 46 sacks, and its average of 3.29 per game still is the franchise record through 2022. Also still a record through 2022 is the 1976 club's average yield of only 15.0 points per game. CB Ken Riley led the AFC with nine INTs. In the first round of the draft, Cincinnati selected HB Archie Griffin, the two-time Heisman Trophy winner from Ohio State, and Griffin went on to play for the Bengals through 1983.

1977

Head coach Bill Johnson posted a second straight winning record (8-6), but the team missed the playoffs, one game behind AFC Central champion Pittsburgh. The Bengals logged a huge win in Game 15, beating Pittsburgh 17-10 in a Saturday afternoon contest at frigid Riverfront Stadium (temperatures hovering between five and 10 degrees). The game left the teams tied for the division lead, and the Bengals were assured of winning a season-end tiebreaker, based on better point differential in their 1-1 season split with the Steelers. But on the final weekend, Pittsburgh won 10-9 over San Diego, and the Bengals fell 21-16 at Houston. The Oilers tied the Bengals' 8-6 record and officially took second place in a tiebreaker, but Houston also missed the postseason. The Bengals rallied into contention after a 2-3 start that included a season-opening loss to underdog Cleveland, the first time the Bengals had lost in a season opener played at home, following six straight wins in that situation. On Nov. 13 at Minnesota, QB Ken Anderson and WR Billy Brooks teamed up for a 94-yard TD pass, which through 2022 still stands as the longest pass play in franchise history. Defensively, the 1977 Bengals set a team record which still stands through 2022 for average number of opponent fumble recoveries per game (1.64, on 23 total FRs). For the NFL, the 1977 season ended the league's 17-year run (1961-77) of playing a 14-game regular-season schedule.

1978

The Bengals and the NFL played the first year with a 16-game schedule, and it was a long 16 for Cincinnati. QB Ken Anderson missed the first four games with a broken bone in his right hand, and Bill Johnson resigned as head coach following an 0-5 start. Among the first four games, Cincinnati's losing margins included one point (vs. Kansas City), three points (in overtime at Cleveland) and two points (vs. New Orleans). Johnson was replaced as head coach by Homer Rice, who had joined the staff for '78 as quarterbacks coach. The team dropped to a 1-12 mark before rallying to win the last three games. The Bengals closed the year with a 48-16 rout of Cleveland, a 32-point winning margin that stood until 2015 as Cincinnati's largest in the Battle of Ohio series. Prior to the season, CB Lemar Parrish and DE Coy Bacon were traded to Washington for the Redskins' first-round draft pick in 1979 (used to select RB Charles Alexander). Two Pro Bowlers, TE Bob Trumpy and S Tommy Casanova, retired prior to the season. On July 26, Paul Brown's eldest son, Robin, died of cancer at age 46, and Paul Brown had to cancel plans to be the presenter for Weeb Ewbank at Ewbank's Pro Football Hall of Fame induction. The Ben-Gals cheerleaders were in the news in '78. They attracted considerable new attention, going away from their "malt shop" look to a more revealing uniform, described at the time as "chic, smart and sexy, but not vulgar."

1979

Fullback Pete Johnson powered his way to 15 TDs, a club record at the time (since surpassed). But the team finished 4-12 in its only full season under head coach Homer Rice, who was released the day after the Dec. 16 season finale. The team struggled despite a plus-15 mark in turnover differential (44 takeaways, 29 giveaways). On Dec. 28, Rice was replaced by former Cleveland Browns head coach Forrest Gregg, who resigned as head coach of the CFL Toronto Argonauts to take the job. During the season, controversy flared over the publication of "PB: The Paul Brown Story," an autobiography written by Brown in collaboration with sportswriter Jack Clary. The book included lengthy

and explicit criticism of Cleveland Browns owner Art Modell, who had fired Brown as Cleveland head coach after the 1962 season. Modell made a formal complaint to the league office, charging Brown with violating league policy on public criticism of other teams' management. Brown eventually was fined \$10,000 by Pete Rozelle, whose appointment as NFL Commissioner in 1960 had been spearheaded by Brown. After paying his fine, Brown told reporters, "I have sent (Rozelle) his check, but I stand by the book as written. His (Rozelle's) action is not based on any judgment on the facts I have presented." Prior to the season, on Jan. 17, the Bengals created the coaching staff's first full-time position in charge of special teams, hiring Frank Gansz. On Nov. 14, after an injury to C Blair Bush, C Bob Johnson was coaxed out of retirement and played the remainder of the season. Johnson was the team's original No. 1 draft pick in 1968, and when he hung up his cleats for good after the '79 season, it marked the final departure of the last player who had been on the inaugural '68 club. On Sept. 23 vs. Houston, Bengal Chris Bahr kicked a 55-yard FG, which would stand alone as longest in franchise history for 33 years.

1980

Forrest Gregg managed only a 6-10 record in his first season as head coach, but he was laying the groundwork for a trip to the Super Bowl the following year. The first building block in that plan was the drafting of Southern California OT Anthony Munoz with the No. 3 overall selection. Munoz, who 18 years later would be a first-ballot Hall-of-Fame inductee, having played his entire career with Cincinnati, was enthusiastically endorsed by Gregg as Cincinnati's top choice. Gregg's deciding moment came when he was accidentally knocked to the ground by an errant Munoz forearm while working Munoz out in a supposedly "light-contact" drill on a scouting trip. Gregg himself was a Hall of Fame OT, inducted in 1977. After drafting Munoz, the Bengals endured a high-profile and acrimonious contract negotiation with Munoz agent Mike Trope. But Munoz was signed just before training camp, hyped as "the NFL's first million-dollar offensive tackle," and he started all season at LOT. Gregg instituted notably tougher discipline policies on Bengals players and became the first Cincinnati head coach to insist players wear sport coats and ties on road trips. But on the field, QB Ken Anderson was injury-plagued and wound up splitting time with Jack Thompson on an offense whose 244 total points ranked last in the AFC. Gregg notched two of his wins against defending league champion Pittsburgh, but his club lost twice to eventual AFC Central champ Cleveland, which had fired him as head coach after the 1977 campaign.

1981

The Bengals began the year with a dramatically redesigned uniform, highlighted by their now-signature striped helmets, and they ended the season in the Super Bowl, losing a heartbreaking 26-21 decision to San Francisco. The Bengals were favored in Super Bowl XVI at Pontiac, Mich., but they finished minus-three in turnover differential and fell short in trying to erase a 20-0 halftime deficit. Still, it was a foundational year for Bengals-mania in the Tri-State. Coach Forrest Gregg's second Bengals edition won the AFC Central Division title by four games, with a 12-4 record, and they won home playoff games over Buffalo and San Diego. Cincinnati's 27-7 "Freezer Bowl" AFC Championship win over the Chargers was played in conditions of minus-59 wind chill, still the lowest in NFL history through 2023 (the recorded temperature was minus-nine, still second lowest in league history). Attendance at the Freezer Bowl was 46,302, more than creditable considering the weather, and attendance at the game is such a point of pride among longtime fans, it's said jokingly that more than 10 times that number of 46,302 now claim to have been in the stands. QB Ken Anderson earned NFL Most Valuable Player honors with a league-best and career-high passer rating of 98.4. With 29 TD passes and just 10 INTs, Anderson posted a 2.9-to-1 ratio, best in franchise history until 2015. TE Dan Ross and rookie WR Cris Collinsworth had big receiving years. Ross' 71 receptions were a club record at the time (since surpassed). FB Pete Johnson rumbled for a then club-record 1077 rushing yards, with 12 TDs. Future Hall of Fame OT Anthony Munoz played his second season and earned his first of what would be a Bengals-record 11 Pro Bowl berths. Defensively, the front line trio of DEs Ross Browner and Eddie Edwards and DT Wilson Whitley were in the fourth of their five seasons starting together. An outstanding veteran LB corps of Jim LeClair, Reggie Williams, Glenn Cameron and Bo Harris finished 1-4 in tackles. CB Ken Riley, by far the franchise's all-time INT leader, was in the 13th of his 15-season Bengals career. For QB Anderson, getting to his eventual season accolades was no easy journey. The year began with Anderson trade rumors (nothing materialized), and Anderson went through preseason in an open competition with Jack Thompson, the franchise's No. 1 draft pick from 1979. Anderson became sure of the season-opening job only when Thompson became unavailable, due to an injury in the final preseason contest. Anderson fared

poorly in the season opener vs. Seattle and was benched in favor of Turk Schonert. But although Schonert was a hero that day, leading a wild come-from-behind win, Anderson was re-installed by Gregg the following week and went on to his memorable season. Cincinnati swooned over rookie WR Collinsworth, who produced the franchise's first 1000-yard receiving season (1009) and displayed a magnetic personality that by year's end infected fans far beyond the Queen City. In December, Collinsworth became the first Bengals player featured on a Sports Illustrated cover. The offense had four Pro Bowlers (Anderson, Collinsworth, Johnson and Munoz), and the special teams had one (P Pat McInally), but the defense had none. Paul Brown was named NFL Executive of the Year by The Sporting News. Tickets for Super Bowl XVI were only \$40 face value. It was also an historic year for technology in the Bengals organization. On Sept. 25, it was confirmed to media that the club had bought and installed its first office-wide computer system, with "several terminals available for the ticket office and other business needs." As noted above, the new uniforms for 1981 featured tiger-striped helmets, and they made quite a splash. The design was chosen by Paul Brown, who said he wanted the helmet to be "instantly recognizable even from a distance." The bold look sparked debate among fans, and the Cincinnati Enquirer quoted a source from NFL Properties as saying "the design was not our first choice" among several presented to the Bengals. "But," the Enquirer source continued, "these helmets will definitely get recognized." Indeed, they have become iconic, still distinctive among NFL headgear even several decades later.

1982

The Bengals finished a strike-shortened season at 7-2, tied for the second-best record in the AFC. QB Ken Anderson was at the height of his Cincinnati prowess, winning his fourth NFL passing title (95.3 rating). Anderson still stands through 2023 as the only Bengal to win more than two major NFL season titles of any variety. Anderson's 70.55 completion percentage was an NFL season record at the time, and through '23 it still stands as eighth-best in league history. Anderson also set a Bengals season record for passing yards per game with 277.2 (since surpassed). Isaac Curtis and Cris Collinsworth were in their second year as a Cadillac duo at wide receiver, helping Anderson to his high marks. But a players' strike began after Week 2 and lasted 57 days, until Nov. 17. Games scheduled in Weeks 3-9 wound up being canceled, and Week 10 games were rescheduled for Jan. 2, a week after the regular season had been scheduled to end. They were the first NFL regular-season games not played in the calendar year of the season. The defending AFC champion Bengals split their first two games, and when play resumed after the strike, they established themselves as again one of the top clubs in the conference, winning four straight to stand at 5-1. Cincinnati was 6-1 in its seven post-strike games, the only loss being a memorable 50-34 Monday night shootout at San Diego. In that game, Anderson set a Bengals record for completions (40) which through 2023 still stands tied for most in a game for a Bengals passer, but the Chargers' 661 yards net offense still through 2023 stands as the most ever allowed by the Bengals, and Chargers WR Wes Chandler set a Cincinnati opponents' record (which still stands through 2023) with 260 receiving yards. Buoyed by the previous season's AFC championship and the strong regular-season finish, Bengals fans had high hopes of a second straight Super Bowl appearance as the playoffs began. But in one of the most stunning losses in Bengals history, Cincinnati opened an expanded playoff format by falling 44-17 to the underdog N.Y. Jets at Riverfront Stadium. The Jets' point total stands through 2023 as the most ever in the playoffs against the Bengals, and Freeman McNeil's total of 202 rushing yards also still stands through '23 as a Bengals opponent playoff record. Four Bengals went to the Pro Bowl — Anderson, WR Cris Collinsworth, OT Anthony Munoz and TE Dan Ross. The nine regular-season games played were the fewest in the NFL since 1934, the year before the league adopted standard number of games for all teams. Bengals players were among the first to vote as a team to end the strike, doing so Nov. 11 in a meeting at the club's Spinney Field practice facility.

1983

It was a tumultuous year from start to finish as the Bengals posted a 7-9 record, dropping from the postseason picture after going 19-6 over the previous two regular seasons. In January, the new United States Football League announced that it would begin play in the spring of 1984, and the USFL roiled the '83 offseason by pursuing contracts with NFL players and coaches, including a number of Bengals. G Dave Lapham and TE Dan Ross signed "future contracts" with the new league for 1984, and they would indeed go there, but they played out their Bengals contracts for Cincinnati in '83. The biggest stunner to Cincinnati fans came June 27, when star WR Cris Collinsworth signed a future contract to begin in 1985 with the USFL Tampa Bay Bandits. But over an extended period of

angst in Bengals Nation, extending into February 1985, Collinsworth and Bandits owner John Bassett never fully consummated their deal. Collinsworth wound up playing his full pro football career (through 1988) with the Bengals. In July, offensive coordinator Lindy Infante signed a future deal as head coach of the USFL Jacksonville Bulls, and rather than let him coach in Cincinnati under his '83 contract, the Bengals fired him for breach of contract. On June 2, once highly-touted QB Jack Thompson was traded to the Tampa Bay Bucs for a 1984 first-round draft choice. On July 26, Bengals DE Ross Browner and FB Pete Johnson were among the first four NFL players ever suspended by the NFL for illegal drug activity. They missed all of training camp and Games 1-4 of the regular season. The team lost six of its first seven games, and in Game 6, a Monday night Riverfront Stadium visit by Pittsburgh, Steelers DE Keith Gary inflicted a severe neck sprain on QB Ken Anderson, bringing him down with a visually sickening twist of the face mask. Though Gary would in the end be only fined by the NFL (not suspended), the play proved to be key in raising NFL awareness that QBs were often in vulnerable positions and needed more rules protection. "It's fortunate (the play) was on national television," said Paul Brown. "Maybe now it won't be repeated." Anderson missed the next three games. On Nov. 20 vs. Houston, an obscure rookie drafted in the 10th round made his first NFL start, as an injury replacement. The player was Tim Krumrie, who would take over as full-time starter the next season and become one of the best defensive linemen and most admired players in franchise history. The Bengals rallied to finish 6-3 over their last nine games, and coach Forrest Gregg was under contract through 1984. But on Dec. 24, Gregg resigned with the team's blessing to take the head coaching job in Green Bay, where he had played his way into the Hall of Fame as an offensive tackle. On Dec. 29, the Bengals replaced Gregg with Indiana University head coach Sam Wyche, a former Bengals QB who five years later would join Gregg as the only other Bengal coach to take the team to the Super Bowl at the time. Despite their disappointing season, the Bengals led the NFL in total defense under Gregg and coordinator Hank Bullough, allowing only 270.4 yards per game. The performance stands through 2023 as the club's only No. 1 defensive ranking.

1984

Rookie head coach Sam Wyche took the Bengals on a wild ride that ended just short of a playoff berth. The team rose from an 0-5 start to finish 8-8, winning its last four. After routing Buffalo 52-21 in a 1 p.m. ET season finale, the Bengals needed the 11-4 L.A. Raiders to win at home over 8-7 Pittsburgh in a 4 p.m. game. That result would have produced a Bengals-Steelers tie for the AFC Central title, and the Bengals would have been declared champions via tiebreaker. But the Steelers dashed Cincinnati's hopes in a 13-7 win over the Raiders, as Wyche and a number of invited media members watched on television at the coach's home. Wyche juggled his quarterbacks all season, due to injuries and/or coaching decisions. Ken Anderson began and finished the year as No. 1, starting nine games, but rookie Boomer Esiason started four and veteran Turk Schonert started three. Esiason made the first of his eventual 123 Bengals starts on Oct. 7 vs. Houston, in a battle of 0-5 teams. Esiason didn't dazzle, passing for 159 yards with no TDs and two INTs, but the Bengals won 13-3, and Esiason would finish 3-1 in his four starts on the year. Prior to the season, it was a big year for Cincinnati in the trade department. The Bengals entered April holding the No. 1 overall pick in the draft, via their 1983 trade of QB Jack Thompson to Tampa Bay. But with the top prospect, Brigham Young QB Steve Young, having signed with the USFL Los Angeles Express, the Bengals traded the pick on April 5 to New England, gaining the Nos. 16 and 28 spots in round one. The Bengals selected DE Pete Koch of Maryland at No. 16 and G Brian Blados of North Carolina at No. 28. The Patriots used the No. 1 pick on Nebraska WR Irving Fryar. On May 29, the Bengals made arguably the best straight player-for-player trade in franchise history, sending FB Pete Johnson to San Diego for RB James Brooks. Johnson would prove to be on the downside of his career, while Brooks would have a stellar Bengals tenure through 1991. The year 1984 was, and remains through 2023, just the second time in club history for the Bengals to have three first-round draft picks (first year was 1977). With their first overall selection in '84, the Bengals chose LB Ricky Hunley of Arizona, but Hunley became (and remains through 2023) the only Bengals first-rounder never to sign with Cincinnati. Hunley's stalemated contract negotiations lasted into the autumn months, before he eventually was traded on Oct. 9 to Denver for three future selections, two of which brought Cincinnati productive WR Tim McGee (first round 1986) and Pro Bowl S David Fulcher (third round 1986).

1985

The 7-9 Bengals scored 441 points in Sam Wyche's second season as head coach, a club record at the time (since surpassed). But their 437 points allowed also was a record at that point (also since surpassed). Rookie WR Eddie Brown,

who had surprisingly been available with the No. 13 pick in the '85 draft, missed the first 18 days of training camp due to contract talks, but he wound up as Associated Press NFL Rookie of the Year after catching 53 passes for 942 yards and eight TDs. Bengals icon Ken Anderson opened the season as the starting QB, but the 15th-year vet was supplanted in Game 3 by second-year pro Boomer Esiason, who went on to pass for 27 TDs and just 12 INTs while posting a 93.2 passer rating. The team rebounded from an 0-3 start to stand 7-7 after a rousing 50-24 win over Dallas, and a playoff berth was clearly within range in an AFC Central Division race in which no team was able to dominate. But in Game 15, the Bengals lost 27-24 at Washington after leading 24-7, and their only hope for the playoffs entering the final weekend was via tiebreaker in a possible three-way deadlock with Pittsburgh and Cleveland. The day before their season finale at New England, they were eliminated — and Cleveland became division champion — when Pittsburgh lost a Saturday game to the N.Y. Giants. Prior to and during the season, the team had a number of high-profile personnel issues. Star WR Cris Collinsworth, who had stunned Cincinnati fans in 1983 by signing a "future contract" with the United States Football League's Tampa Bay Bandits, was to join the Bandits for their 1985 spring season. But after a soap-opera series of "will he go or will he stay?" events, Collinsworth re-signed with Cincinnati on Feb. 27. WR Isaac Curtis, a premier Bengal for 12 years, was released in July and shortly thereafter announced his retirement from pro football. DE Ross Browner went to Houston of the USFL in the spring, but he re-signed with Cincinnati in late August. TE Dan Ross, another ex-Bengal who had gone to the USFL, was re-acquired by Cincinnati in late August but was traded to Seattle in October.

1986

The 1986 team was the second Bengals club, and the last one through 2023, to win 10 or more games and not make the playoffs. They lost their chance for a division title when they were bombed 34-3 by eventual champ Cleveland in Game 15 at Riverfront Stadium, but they stayed alive for a Wild Card berth to the very end. After swamping the N.Y. Jets 52-21 on the season's final Sunday, they were set to qualify with a Miami win over visiting New England on Monday night. But as many Bengals players gathered to watch at a popular Cincinnati night spot, the Patriots won 34-27, taking the AFC East title by a game over the Jets and eliminating Cincinnati from postseason. The 10-6 Jets and 10-6 Chiefs took the Wild Card spots over the Bengals via tiebreaker, with better records against AFC foes. In his first full season as Bengals starting QB, Boomer Esiason passed for a then-club-record 3959 yards (since surpassed), and RB James Brooks posted a club record that still stands through 2023 for yards from scrimmage (1773, on 1087 rushing and 686 receiving). LB Reggie Williams won the prestigious NFL Man of the Year award, for his combined football and community efforts. In late July, the NFL completed successful defense of a multi-million-dollar antitrust suit filed by the United States Football League. The courts ruled technically in favor of the USFL, but awarded only a token \$1 in damages. "(The suit) could have been catastrophic to the NFL," Bengals assistant GM Mike Brown told reporters. "We are glad to see it end in what we consider a complete victory." In '86, the NFL began the regular use of instant replay officiating and stepped up its drug-testing program, two measures that were supported by the Bengals. After a year of instant replay, however, the Bengals would join a minority of teams that unsuccessfully opposed its continuation.

1987

The Bengals entered the season with big plans, after finishing 10-6 in 1986, but their aspirations were to be dashed. They started 1-1, but the loss was an exceedingly painful one, as Cincinnati lost to San Francisco despite having a lead and the ball with :06 to play. After that loss, the NFL players' union went on strike. Games scheduled for Week 3 were canceled, and the next three games were played primarily by replacement players. Cincinnati went 1-2 in the three "replacement games." The replacement-player strategy led to picketing by Bengals veterans outside the team's practice facility, but replacement ball was effective in breaking the strike. A total of 85 NFL veterans crossed picket lines to play in the first replacement games, and though the Bengals were a stronger union team than many, LB Reggie Williams was among the 85. The flow increased after the first replacement weekend, though the Bengals had only one additional defection from the strike ranks, DE Eddie Edwards. But veterans agreed league-wide to return for Game 6 and beyond, without a settlement to their labor issues. The "real Bengals," however, could not get it back together again, posting a 2-8 record after their return, for a 4-11 overall team finish. The season ended with widespread speculation that fourth-year head coach Sam Wyche would be replaced, but Bengals general manager Paul Brown announced

Dec. 30 that the club would honor the final year of Wyche's five-year contract. Brown termed the 1987 season "an aberration" for which Wyche should not take the brunt of blame, and looking ahead to 1988, Brown told media, "We have a team with talent, and yours truly does not consider this to be a rebuilding year." Brown and Wyche, of course, were to be vindicated as the Bengals would go on to win the 1988 AFC Championship. One bright spot from '87 was the first Pro Bowl berth for NT Tim Krumrie, the 10th-round '83 draft choice who had already earned status as a key player and fan favorite. Prior to the '87 campaign, Bengals Nation saw the end of an era, as QB Ken Anderson announced his retirement on June 2. The 1986 season had been Anderson's 16th as a Bengal, a term which still stands through 2023 as the longest in franchise history. Anderson had participated in the team's spring minicamp, but he changed his mind about a 17th season following a late May exam that showed reduced strength in his right (throwing) shoulder. "The doc told me, 'You're starting to wear out a little bit,'" Anderson said, "and there is life after football. I want to make sure that I can continue to play golf and otherwise enjoy that life."

1988

Snubbed on the NFL's prime-time TV schedule after a 4-11 season, the Bengals staged one of the biggest turnarounds in NFL history, posting a 12-4 record. They clinched the AFC home field advantage for the playoffs, and they won games at Riverfront Stadium over Seattle and Buffalo before losing a dramatic Super Bowl XXIII by 20-16 to San Francisco at Joe Robbie Stadium in Miami. In the Super Bowl, the Bengals took a 16-13 lead on a 40-yard Jim Breech FG with 3:20 remaining, but the 49ers drove 92 yards in 11 plays to seize victory with 0:34 to play, on a 10-yard pass from Joe Montana to John Taylor. The Bengals suffered two dramatic player losses for the Super Bowl, as troubled FB Stanley Wilson missed the Sunday game due to a Saturday night drug relapse, and Pro Bowl NT Tim Krumrie suffered a broken leg early in the first quarter, with TV cameras catching the fracture in grim detail. NFL Commissioner Pete Rozelle called Super Bowl XXIII the most exciting to that point in history of the game, which had recently suffered from very lopsided results. (The five previous winners had an average victory margin of 27.6 points). Nine Bengals were selected for the Pro Bowl, a club record that still stands through 2023. FB Ickey Woods did not make the Pro Bowl, but in his only full season of a career later derailed by injuries, he rushed for 1066 yards, as well as a club-record 15 rushing TDs which still stands through 2023. His "Ickey Shuffle" dance became an iconic TD celebration nationally and would bring him widespread notice for many years, despite the brevity of his playing career. Sam Wyche, whose continued status as head coach was questioned by many entering the season, was named NFL Coach of the Year by the Pro Football Writers Association. But the more prestigious coaching award, from Associated Press, went to Mike Ditka of Chicago, whose team lost 28-3 in the NFC Championship game. Cincinnati's two playoff wins were fraught with high-level controversy over Wyche's hurry-up "no huddle" offense. In the Divisional game, Seattle players transparently feigned injuries to buy time for situational defensive substitutions, and that flap, raised to a higher level by comments from Buffalo coach Marv Levy, led the NFL to ban the no-huddle for the AFC Championship game against the Bills. But the Bengals dispatched Buffalo 21-10 without their full bag of tricks, and the NFL later admitted its ban was a mistake. The Bengals were allowed to use the no-huddle in the Super Bowl. In developments prior to the season, the Ben-Gals cheerleading squad was reinstated after a year's absence — "We heard from the fans that they wanted them back," said assistant general manager Mike Brown — and LB Reggie Williams on June 16 became the first (and still only through 2023) Bengal to serve on Cincinnati City Council, appointed by the Charter Party to a seat from which Charterite Arn Bortz had retired. In January of '88, Williams had received the "Sportsman of the Year" award from Sports Illustrated, and he was presented the award by President Reagan in a ceremony at the White House.

1989

The defending AFC champions showed the ability to be among the NFL's most powerful teams, winning games by scores of 41-10, 56-23, 42-7 and 61-7. But injuries and inconsistencies defined the season, and Cincinnati finished 8-8 and out of the playoffs despite outscoring foes by 404-285. The plus-119 point differential stands through 2023 as the biggest plus in NFL history by a team without a winning record. The Bengals had a chance to claim a Wild Card berth in the final game of the league's regular season, a Monday night (Christmas night) match in Minnesota. But the Vikings, needing a win to clinch the NFL Central title, prevailed by 29-21. The Bengals started 4-1 but lost four of their next five. Colorful and controversial head coach Sam Wyche helped keep fans' emotions high as he sparred throughout the season with division rivals Cleveland and Houston. Wyche took repeated issue with rowdy crowd behavior in

Cleveland Stadium's "Dawg Pound," and when Bengals fans threw snowballs on the field during a Dec. 10 home game vs. Seattle, Wyche grabbed a public address microphone and scolded the crowd, saying "You don't live in Cleveland, you live in Cincinnati." The next week, in the highest-drama moment of Wyche's long feud with Houston coach Jerry Glanville, Wyche eschewed running out the clock in the final minute despite holding a 58-7 lead over the Oilers. He called for a FG and got a 61-7 conquest, then blasted Glanville as a "phony" in his post-game news conference. Prior to the season, iconic Bengals WR Cris Collinsworth was released in final cuts. On Sept. 17 vs. Pittsburgh, 1988 rookie sensation Ickey Woods suffered a knee injury that would play a big part in short-circuiting his career. Woods would play only two more partial seasons (1990 and '91). On May 11, the long-troubled saga of Bengals FB Stanley Wilson ended when Wilson was permanently barred from the NFL by Commissioner Pete Rozelle. NFL fans had been shocked in March when Rozelle announced his impending retirement. Rozelle, noted often as the most successful sports commissioner in United States history, had been boosted into the job in 1960 as an unknown compromise candidate supported by the Bengals' Paul Brown. Rozelle was replaced by Paul Tagliabue on Oct. 26. The '89 draft stands through 2023 as the only one in which Cincinnati did not exercise a first-round choice. Stated originally to have the next-to-last selection in round one, the Bengals traded down with Atlanta and made RB Eric Ball their first selection, with the seventh pick of Round 2. LB Reggie Williams retired with the end of the season, his 14th as a Bengal. In November, Williams was elected to Cincinnati City Council, after having already served five months as an appointed replacement to fill a Charter Party vacancy.

1990

The Bengals weathered a season with the only five-game road trip in franchise history, finishing 9-7 and claiming the AFC Central title out of a three-way tie with Houston and Pittsburgh. Cincinnati finished first based on best head-to-head record against the other two teams (3-1). Houston earned a Wild Card berth, and Pittsburgh missed postseason, based on the Oilers topping the Steelers in the tiebreaker of record against all AFC opponents. The Bengals had no assurance of making the playoffs entering the season's final day, but they earned the division title by beating Cleveland in an afternoon game, combined with a Houston victory over Pittsburgh that night. The Bengals had stayed in the race in Week 15 by pounding Houston 40-20 at Riverfront Stadium, and they pounded the Oilers again at home in the Wild Card round of the playoffs, prevailing 41-14. Cincinnati was eliminated the next week in the Divisional round at Los Angeles, falling 20-10 to the Raiders. In the L.A. game, Raiders RB Bo Jackson, the dual-sport superstar, suffered a hip injury in the third quarter when tackled by Bengals LB Kevin Walker. Though the tackle looked routine and the injury was not initially considered serious, it proved to be a hip dislocation that ended Jackson's pro football career. He never would play in another NFL game, and in baseball, he would not again appear in as many as 100 games in a season. The Bengals had to play five straight regular-season games on the road because their scheduled Oct. 14 home game against Houston was moved to Houston, due to a stadium conflict with Reds postseason baseball play. The Reds in fact did not wind up playing at home on Oct. 14, but the schedule change had to be made in advance — on the basis of the baseball game being possible — because Riverfront Stadium's baseball/football conversion process was too cumbersome to allow a late decision. The Bengals schedule had called for two road games prior to Oct. 14 and two road games after Oct. 14. The Bengals finished 2-3 on the trip, and their scheduled Dec. 23 game at Houston was moved to Cincinnati. In the second of the five straight road games, a 34-31 overtime win against the L.A. Rams at Anaheim Stadium, Boomer Esiason passed for a team record 490 yards (since surpassed). Esiason passed for only 412 yards before the overtime period, however, leaving Ken Anderson's 447 in 1975 vs. Buffalo as the highest club total in regulation time at the time (since surpassed). Prior to the season, offensive coordinator Bruce Coslet left the Bengals to become head coach of the N.Y. Jets, and in the Sept. 9 regular-season opener, at Riverfront, the Bengals beat the Jets 25-20.

1991

Paul Brown, the Bengals' founder and first head coach, and a member of the Pro Football Hall of Fame, died on Aug. 5 at age 82, at his Cincinnati home. The cause of his death was complications from pneumonia. His funeral was held Aug. 7 in his hometown of Massillon, Ohio. Among those in attendance were NFL Commissioner Paul Tagliabue, former commissioner Pete Rozelle, numerous team owners and eight Hall of Famers. Pall bearers included former

Bengals Ken Anderson, Reggie Williams and Dave Lapham. As directed by Brown during his final days, the current coaches and players remained at work in training camp at Wilmington, Ohio during the days after Brown's death. But head coach Sam Wyche, a private pilot, flew his own plane from Wilmington to Massillon during a short break in his camp schedule. At the funeral, Pete Rozelle said: "Whether they know it or not, nearly everyone in the game of football has been affected by Paul Brown. His wealth of ideas changed the game." Brown's son Mike, a key figure in both bringing the Bengals to Cincinnati and in operating the club, took over as chief executive. The season, a major disappointment at 3-13, would be the eighth and final one for Wyche as Bengals coach. Following a Dec. 24 end-of-season meeting between Wyche and Mike Brown, the team announced that Wyche had unexpectedly resigned. Wyche interpreted events as his being fired, but there was no disagreement that his tenure had ended. On Dec. 27, the Bengals announced that WRs coach Dave Shula was promoted to replace Wyche. Shula, the son of legendary coach Don Shula, became at age 32 the second-youngest head coach in NFL history at the time. (Harland Svare took over the L.A. Rams in 1962 at age 31). Mike Brown and Wyche went on to maintain cordial relations, and a disagreement over compensation for Wyche from his 1992 contract was later settled amicably. Wyche would go on to join the Tampa Bay Buccaneers as head coach from 1992-95. Prior to the season, the NFL announced new guidelines for media locker room access, action that had been sparked in large part by Wyche repeatedly expressing concern over the propriety of having female reporters in the locker room. Though the NFL maintained full access for all reporters, teams were instructed to screen shower areas from view, provide robes or extra-large towels to all players, and provide separate post-game interview areas for head coaches and key players.

1992

In the franchise's 25th anniversary season, the team started 2-0 under new head coach Dave Shula, with wins at Seattle and vs. the L.A. Raiders. And they seemed a lock to go 3-0 the next week against an 0-2 Green Bay team under rookie head coach Mike Holmgren, leading almost all the way. But a little-known Packers QB, Brett Favre, made the first splash of what would become one of the NFL's greatest careers. Favre directed a 21-point fourth quarter for a 24-23 win. A second-year pro at the time, playing in only his fourth game, Favre had come off the bench to replace injured starter Don Majkowski in the first quarter. Favre's two TD passes, including a 35-yarder with 0:13 to play, were the first two of a total that would rise to 508, which through 2023 still ranked No. 4 on the NFL's all-time list. The Green Bay game was the start of a five-game losing streak for Cincinnati, and the team finished 5-11. The year was marked by news involving many of the franchise's biggest names. All-Pro OT Anthony Munoz, with 11 Pro Bowl selections on his resume, was limited to eight games by injuries and announced his retirement prior to playing in the season finale. Another Bengals icon, QB Boomer Esiason, was benched in favor of '92 top draft pick David Klingler after the team fell to 4-7. Esiason asked to be traded as the season ended, and the club said it would try to accommodate him. Early '92 was the end of the line for Ickey Woods, Cincinnati's 1988 rookie RB sensation. Woods had seen some action in '90 and '91, after suffering a season-ending '89 left knee injury, but his '91 year included a significant right knee injury, and he was waived after failing to show well in the '92 spring minicamp. WR Eddie Brown, a standout performer from 1985-91, saw his NFL career essentially ended by a ruptured disc in his neck discovered early in training camp. Brown underwent surgery and missed the season. He gained free agency after the season, but found the market slow and wound up re-signing with the Bengals. He was released in final 1993 preseason cuts and did not play again in the NFL. Through 1991, Brown ranked third in Bengals history in receiving yards (6134) and held club records for receiving yards in a game (216) and a season (1273). Bright spots in '92 included WR Carl Pickens, named Associated Press NFL Rookie of the Year, and RB Harold Green, whose 1170 rushing yards were second-most in club history to that point. After the season finale, the Bengals hired team QB legend Ken Anderson as QBs coach. In the Game 3 loss at Green Bay, Bengals rookie Pickens turned in a 95-yard punt return for a TD, the longest punt return through 2023 in Bengals history.

1993

The difficult road toward the eventual 2000 completion of Paul Brown Stadium began in earnest in November of '93. At that time, Bengals president Mike Brown, with support from NFL Commissioner Paul Tagliabue, sounded the call that Riverfront Stadium had become economically obsolete in the changing world of pro football. Brown warned that absent real progress on improving the Bengals' stadium situation, the club might be forced to consider moving. The first step toward a solution came in December, when the club agreed to stay at least

through 1998, in exchange for a deal to partially renovate Riverfront and amend the team's lease. It was also stated that civic leaders would explore construction of a new stadium by the "early 2000s." The Bengals played their first season since 1984 without QB Boomer Esiason, who was traded to the N.Y. Jets in March for a third-round 1993 draft pick. David Klingler, Cincinnati's first-round 1992 selection, had taken over at QB at the end of 1992. Klingler directed late-season victories in '93 over the Rams and Falcons, but the bottom line was a 3-13 finish. Klingler had missed three games at midseason, due to back problems, but veteran backup Jay Schroeder had been unable to right the ship. Through 2023, the '93 season still stood as the most defense-dominated in Bengals history, with Cincinnati and its foes averaged total combined points of only 31.6 per game. Preseason cuts had seen the Bengals release longtime kicker Jim Breech in favor of rookie Doug Pelfrey of Kentucky, a Greater Cincinnati native (Fort Thomas, Ky.) who would play for the team through 1999. Breech through 2023 still is Cincinnati's all-time leading scorer (1151). Breech started his Bengals career in 1980, after one season with Oakland, and through 2023 he ranks fifth in NFL history in consecutive games played scoring at least one point (186). Changing public attitudes on smoking impacted Bengals fans in April, as Cincinnati City Council enacted a ban on smoking in seating areas at Riverfront Stadium, to take effect in 1994.

1994

A shot of "Blake-mania" livened a 3-13 overall season. Due to injuries to QBs David Klingler and Donald Hollas, late-August waiver pickup Jeff Blake got a chance to start on Oct. 30 against Dallas, the two-time defending Super Bowl champions. Blake couldn't engineer the season's first win, but he threw for two TDs and had the Bengals up 20-17 until late in the third quarter of an eventual 23-20 loss. Blake went on to lead wins the next two weeks, at Seattle and vs. Houston. He remained the starter despite Klingler's return to health, and finished the year as a huge fan favorite, leading the NFL in pass completions of 50 or more yards (eight). In a nationally televised Oct. 2 Sunday night game at Riverfront, Miami's Don Shula and Cincinnati's Dave Shula became the first father and son to oppose one another as head coaches in North American major pro sports. The Dolphins won, 23-7. The Bengals closed the season with a unique comeback, beating Philadelphia 33-30 when Doug Pelfrey kicked two FGs in the last :03 of the fourth quarter. He connected from 22 yards at :03 to tie the score, then kicked a 54-yarder at :01, after the Bengals kickoff team recovered an Eagles muff at the Philadelphia 37. Though there is no official NFL record for multiple FGs in the waning seconds of a game, the Elias Sports Bureau confirms that from 1970 through 2023, no other player has kicked two in the last :03. On May 5, the Bengals signed Ohio State DT Dan Wilkinson, the first overall pick in the '94 draft. At the time, Wilkinson was the first player ever drafted No. 1 overall by the Bengals (later joined in 1995 by RB Ki-Jana Carter, in 2003 by QB Carson Palmer and 2020 by Joe Burrow). In December, fan favorite Tim Krumrie, a two-time Pro Bowler, announced his retirement, effective at season's end. Krumrie was honored by the team at the regular-season finale, and shortly after the season he was hired to the coaching staff. He served as a defensive assistant in 1995 and was promoted to defensive line coach in 1996. The two-point conversion was added to NFL rules prior to the '94 season, with the Bengals among 23 teams voting in favor, and in the first preseason game, when Cincinnati played against Tampa Bay and former head coach Sam Wyche, a Buccaneers two-point conversion was the deciding play in a 17-16 Tampa Bay win. Much debate and some controversy continued through the year as the Bengals and baseball's Reds negotiated with Cincinnati leaders about the need for a new stadium, or even two. As co-tenants with the Bengals at Riverfront, the Reds balked at parts of an agreement the Bengals had reached in 1993 for interim improvements at Riverfront, and in an attempt to resolve issues, a city/county Stadium Task Force was formed, led by Cincinnati mayor Roxanne Qualls and Hamilton County Commission president Guy Guckenberger. The Bengals meanwhile agreed to share the cost of major improvements to Spinney Field, the team's city-owned practice facility.

1995

The Bengals were alive in the playoff race through Game 14, but were eliminated in a 26-10 loss at Cleveland in Game 15. The Dec. 17 Browns game was the last home game for Cleveland prior to the franchise's controversial move to Baltimore. The Bengals' 7-9 finish included a 2-0 start and wins in four of the last seven games, but Cincinnati lost six of seven in a midseason stretch, including a 26-23 home loss to Miami in "Shula Bowl II," as Bengals head coach

Dave Shula opposed his father, Don, for the second straight year. The Bengals closed the season by erasing a 21-point deficit in a 27-24 win vs. Minnesota, tying the largest comeback to win in club history. Jeff Blake held serve on the No. 1 QB job he had gained in 1994, keeping David Klingler in a backup role, and both Blake and WR Carl Pickens earned Pro Bowl berths. Pickens set a franchise single-season record for TDs (17, all receiving) which still stands through 2023 (and in receiving TDs only, no other Bengals player through '23 has had more than 13). The Bengals had retained Pickens for 1995 by matching a free agency offer he received from Arizona. The Bengals suffered a severe blow in preseason game three on Aug. 17 at Detroit, as RB Ki-Jana Carter of Penn State, the top overall pick in the '95 draft, was lost for the season to a severe knee injury. Carter, who had missed the first two preseason games with an ankle sprain, was lost at Detroit on his third Cincinnati carry. The Bengals had traded with Carolina to gain Carter as an offensive centerpiece, moving up in the first round for the first time in franchise history. Carter would come back to play seven NFL seasons, four of those for Cincinnati, but he never matched his college form at the pro level and closed with only 1144 career rushing yards. The year of 1995 was filled with issues regarding the Bengals' need for a new stadium. A lack of progress on the local front led club president Mike Brown to explore the possibility of a move to Baltimore, pressed by a deadline on Baltimore's end. But Brown repeatedly professed he had no desire to move the team unless forced to by an untenable local situation. On June 28, just minutes before a Bengals-set deadline, Cincinnati City Council voted 5-4 to approve a Hamilton County plan from Commissioner Bob Bedinghaus to raise the county sales tax by one percent to fund two new stadiums. In the end that proposal was scaled down to a one-half percent hike, funding stadiums and also providing homeowners with property tax relief. But after the County Commission voted to implement the tax, forces opposed to the increase successfully petitioned to make approval subject to a public referendum to be held in March of 1996. In October, Mike Brown announced that the Bengals for 1996 would move most of their front-office operation from Riverfront Stadium to the team's new practice facility building at Spinney Field.

1996

Progress continued to be forged on the Bengals' efforts to secure their future in Cincinnati with a new stadium. The biggest step came on March 19, when Hamilton County voters approved by 61-to-39 percent a measure to fund new Bengals and Reds stadiums with a half-cent sales tax increase. The vote came after vigorous public debate, and the Cincinnati Post termed it a "landslide victory" for backers of the issue. On Sept. 10, the Bengals reached preliminary agreement with Hamilton County on a 30-year lease, for an as-yet unnamed and un-sited stadium. The Bengals pushed vigorously for a riverfront site, opposing proposals to build in the Broadway Commons area just northeast of downtown. Both public polls and experts' recommendations indicated a preference for a riverfront site, but the question remained undecided as the year ended. The new stadium's name also remained undecided, but early public response showed strong support for naming it after Bengals founder Paul Brown. On Sept. 9, Riverfront Stadium was re-named Cinergy Field, as the energy utility Cinergy reached a \$6 million naming rights deal with Hamilton County to cover the stadium's remaining years of use. On the field, the team lost six of its first seven games, but Cincinnati's fortunes took a U-turn after offensive coordinator Bruce Coslet was promoted to head coach on Oct. 21, replacing the released Dave Shula. Coslet directed the team to a 7-2 finish, including a 5-0 mark at Cinergy Field. The Bengals stayed alive for the playoffs until the next-to-last week of the season, when despite defeating Houston they were eliminated due to results elsewhere. Coslet, signed only through '96 when he took over as head coach, was extended on Dec. 14 through 2000. A signature win for Coslet came Nov. 3 at Baltimore, when the Bengals rallied from a 21-3 deficit to win 24-21. At the time, the 18-point deficit was the largest ever overcome by the Bengals in a road win (since tied). WR Carl Pickens, who in 1995 had become the first Bengal to lead the AFC in receptions, led the conference again with 100, the first Bengal to hit the century mark. The defense had 34 INTs, a club record that stands through 2023. CB Ashley Ambrose, a veteran free agent in his first Bengals season, led the team with eight INTs and went to the Pro Bowl along with Pickens.

1997

On Feb. 13, the Bengals and Hamilton County reached tentative agreement on a western riverfront site for a new football stadium. The Bengals yielded to County wishes for a site one block farther west than the club's preferred spot, supporting the goal of opening central riverfront space for development of other attractions and neighborhoods between a football and a baseball stadium

(though the baseball site had yet to be agreed upon.) A drawback for the development of the more western football site was that some of the needed land was not owned by the county, and that would lead to future delays, as well as higher costs than the Bengals' preferred site. On May 29, the 30-year Bengals lease was completed and signed. It was announced on May 29 that the facility would be named Paul Brown Stadium, with the Bengals agreeing to cover \$5 million for the loss of potential corporate naming rights. On April 29, the Bengals received a favorable ruling in a tax case that had threatened the viability of the franchise. In United States Tax Court in Chicago, Judge John O. Colvin ruled that the heirs of the late Paul Brown were not liable for \$40 million sought by the Internal Revenue Service, due to a dispute over Paul Brown's acquisition of team shares held formerly by John Sawyer. The Cincinnati Enquirer editorial page opined that the Bengals had been spared an unfair "ambush by the IRS." The football team opened training camp in a state-of-the-art new facility at Georgetown (Ky.) College, after 29 seasons of training at Wilmington (Ohio) College. On April 5, the Bengals had re-signed QB Boomer Esiason as a veteran No. 2 to back up Jeff Blake. Esiason had gone on to play for the Jets and Cardinals since playing for the Bengals from 1984-92. The team was struggling with a 2-7 record on Nov. 9 at Indianapolis when Blake was sidelined with a concussion, and the 36-year-old Esiason entered the game in the third quarter and led a comeback victory. The Bengals lost the next week at Pittsburgh with Blake as the starter, and Esiason was named starter for the final five games. The Bengals were 4-1 in his starts, and they scored 42 points in the start he lost. Esiason did not have enough pass attempts to qualify for a Bengals-record season passer rating, or for the NFL passing title, but he finished the season with a 106.9 rating. The team finished the season 7-9. It was the last Bengals hurrah for Esiason, who retired after the season to take a broadcasting job with ABC's Monday Night Football. The '97 season saw the debut of HB Corey Dillon, a second-round draft choice who stands through 2023 as the club's all-time leading rusher (8061 yards). On Dec. 4 vs. Tennessee at Cinergy Field, Dillon rushed for 246 yards and four TDs, breaking Jim Brown's 40-year-old NFL record of 237 yards for rushing yards in a game by a rookie (since surpassed). Dillon's Oilers performance also included tying Bengals records for most TDs and most points in a game with four and 24 respectively (both since surpassed).

1998

On Jan. 24, Bengals OT Anthony Munoz (1980-92) was voted to the Pro Football Hall of Fame. Munoz was part of a five-member induction class, and he and Chicago Bears LB Mike Singletary became the 47th and 48th players among the then-194 members to be elected in their first year of eligibility. The official induction ceremony took place Aug. 1, at the Hall in Canton, Ohio. NFL labor events had led to Munoz gaining free agent status after announcing his retirement following the 1992 season, and he had signed with Tampa Bay (and his former Bengals head coach, Sam Wyche) as a free agent in '93. But Munoz gave up the comeback bid after suffering a shoulder injury in training camp, and because he was not with the Bucs in the regular season, he is recognized in the Hall as having played only for the Bengals. Plans for the Bengals' new stadium hit a serious snag in January of '98, due to a dispute between Hamilton County and the city over the county acquiring 12.5 acres of city land that it needed to build at its preferred western riverfront site. As the stalemate dragged on, the Bengals announced that if no agreement was reached by Jan. 31, the club would no longer be bound by the lease it had signed in spring of 1997. Tension continued to build until, at 1:15 a.m. on Feb. 1, City Council forged a past-the-11th-hour agreement to accept a county proposal. On April 25, officials from the county, city and the Bengals joined in a public groundbreaking for Paul Brown Stadium construction, with plans for the facility to be ready for the 2000 season. The news on the field was not so encouraging, as the team dipped to 3-13 in its second full season under head coach Bruce Coslet. QB Boomer Esiason, who had a sensational late-season return to the starting job in 1997, after four seasons playing elsewhere, announced prior to the season that he was retiring to join ABC's Monday Night Football as a broadcaster. The Bengals signed former Steeler Neil O'Donnell to compete with Jeff Blake for the starting QB job. O'Donnell won the job in training camp, but the team lost nine straight after beating Pittsburgh in Game 5. Blake started Games 14 and 15 before being injured, and the season ended with no clear starter in sight for 1999. HB Corey Dillon rushed for 1130 yards, becoming the first Bengal (and still through 2023 the only Bengal) to top 1000 rushing yards in each of his first two Cincinnati seasons. In the season opener vs. Tennessee, injury-plagued HB Ki-Jana Carter, top overall pick in the 1995 draft, suffered a season-ending wrist fracture. DT Dan Wilkinson, drafted No. 1 overall by the Bengals in 1994, saw a rather

stormy Cincinnati career end prior to the season, when he was traded to Washington for first- and third-rounds picks in the '98 draft. The Bengals used the picks to obtain LB Brian Simmons (first round) and G Mike Goff (third round).

1999

For the first year since the idea's original proposal in 1993, plans for the Bengals' new stadium proceeded with only minor issues. The rise of the seating bowl of Paul Brown Stadium was watched by citizens throughout the year. However, past issues — particularly a delay in Hamilton County's acquisition of needed land from the city — put construction on a very tight schedule to meet the goal of an August, 2000, inaugural game. On the field in '99, veteran Jeff Blake and rookie first-round draft choice Akili Smith would end up sharing QB duties during a 4-12 season. Blake was benched after an 0-4 start, and Smith started and won his NFL debut, 18-17 on Oct. 10 at Cleveland. The game marked the renewal of the "Battle of Ohio" series, as the Browns returned to play as an expansion team. Cleveland had spent three years without NFL football after the Browns moved to Baltimore for the 1996 season. The Bengals did not win again until Game 12, however, and Smith suffered a season-ending ankle injury in Game 9 vs. Jacksonville. Blake engineered three straight wins in Games 12-14, but the team lost the final two. HB Corey Dillon rushed for 1200 yards and went to the Pro Bowl along with KOR Tremain Mack, whose 27.1-yard average set a new team record (since surpassed).

2000

The Paul Brown Stadium era began on Aug. 19, as the Bengals christened Cincinnati's new football showplace with a 24-20 preseason win over the Chicago Bears. WR Peter Warrick scored the first Bengals preseason points in PBS on a 14-yard end-around run in the first quarter. The stadium's Grand Opening regular-season game was played Sept. 10 vs. Cleveland, in front of a then-record Cincinnati sports crowd of 64,006 (since broken by many other Bengals games). The Browns won, 24-7. Rookie WR Ron Dugans scored the first Bengals regular-season points in PBS on a four-yard TD pass from Akili Smith. The '00 Bengals drew four other crowds which exceeded the pre-PBS record for a sports crowd in Cincinnati, but the Browns game stood as the new record at year's end (since surpassed). On Sept. 25, following an 0-3 start to the season, Bruce Coslet resigned as head coach and was replaced by assistant head coach/defensive coordinator Dick LeBeau, who was named interim head coach. The team finished 4-9 under LeBeau, including 4-6 in the final 10 games and a 2-2 mark in the final four. On Dec. 20, LeBeau signed a multi-year contract to begin in 2001. LeBeau's first victory, on Oct. 22 vs. Denver, featured a then NFL-record (since broken) of 278 rushing yards by Corey Dillon, who went on to set a Bengals record (since broken) of 1435 yards for the season, earning his second straight trip to the Pro Bowl. Against Denver, Dillon broke a 1977 record of 275 yards set by Chicago's Walter Payton. It was an all-or-nothing day for Dillon, as he was stopped on 10 of his 22 carries for one or fewer yards, but he had five runs of 30-plus, including TD runs of 65 and 41 yards. "It seemed like a high school game," Dillon said of his numbers. Dillon's 278 stood as the NFL record until Sept. 14, 2003, when Baltimore's Jamal Lewis had a 295-yard game vs. Cleveland, and Dillon's total now ranks fourth in league history (through 2023). The Denver game was Cincinnati's first regular-season win at Paul Brown Stadium. Akili Smith opened the year as starting QB, but the offense stalled, and he was replaced after a Nov. 5 loss at Dallas by veteran 2000 free agent signee Scott Mitchell. Prior to the season, the Bengals on June 1 released HB Ki-Jana Carter, their injury-plagued 1995 top draft pick. On July 20, Cincinnati released WR Carl Pickens. Pickens' departure had left Darnay Scott as the No. 1 wideout, but Scott suffered a broken leg in training camp and missed the entire season.

2001

The Bengals got off to a 4-3 start in Dick LeBeau's first full season as head coach, but they did not win again until the final two games, finishing 6-10. The defense finished No. 9 in the NFL, but the offense ranked 23rd. The early season was played amidst the tragedy of the Sept. 11 terrorist attacks in New York and Washington, D.C. All of the NFL's Week 2 games, scheduled for Sept. 16-17, were postponed until the first weekend in January, the weekend after the regular season had been scheduled to end. The Bengals resumed play on Sept. 23, moving to 2-0 with a win over Baltimore at Paul Brown Stadium, and by that time stadium security procedures had been strengthened, including a ban on "coolers, backpacks and oversize purses." Also, the Federal Aviation Administration moved to ban aircraft from operating within three miles of outdoor venues with events in progress. Free agent signee Jon Kitna took over as the starting QB, winning a training camp battle with Scott Mitchell and Akili Smith. The '01 season featured the Bengals' first visit to Pittsburgh's new Heinz Field, on Oct. 7.

On Oct. 28 at Detroit, a 31-27 Bengals win featured a 96-yard TD run by HB Corey Dillon, which stands through 2023 as the longest play from scrimmage in Bengals history. The '01 season was the first for flamboyant WR Chad Johnson, who through 2023 is Cincinnati's all-time leader in receptions (751), receiving yards (10,783) and receiving TDs (66). Johnson, a second-round draft pick from Oregon State, put up only modest rookie numbers, missing four games with a collarbone fracture, but he publicly pleaded with coaches and medical staff to let him come back sooner from the injury, and he promised, "I'm going to make a lot of noise here early."

2002

The Bengals began the season in a new division, the AFC North, as the NFL realigned into eight four-team divisions. The Bengals were successful in efforts to keep longtime rivals Cleveland and Pittsburgh as division foes, and the Baltimore Ravens completed the four-team lineup. The Bengals entered the season after an encouraging 2001 finish. But despite some noteworthy individual performances, the team sunk to the worst record (2-14) in franchise history. The team was hit hard by injuries, losing the league's second-highest number of games by starters. The offense got off to a very slow start with free agent signee Gus Frerotte at QB. The offense perked up noticeably after the 2001 starter, Jon Kitna, returned to the No. 1 QB role. For the first time since 1989, Cincinnati had a 3000-yard passer (Kitna), a 1000-yard rusher (Corey Dillon) and a 1000-yard receiver (Chad Johnson). On Nov. 10 at Baltimore, Johnson had the first of his 31 games of 100 receiving yards, second-most in team history (seven catches, 110 yards). On Oct. 27 vs. Tennessee, Dillon raised his Bengals career rushing total to 6542 yards, passing James Brooks (6447) into the all-time franchise lead that he still holds through 2023 with 8061 yards. The Bengals set a then team record (since broken) for pass completions with 350. But the team was 0-7 before getting a win at expansion Houston. The defense was inconsistent, and with nine TDs allowed on special teams or by the offense, the Bengals as a team allowed the second-most points (456) in club history. On Dec. 30, it was announced that head coach Dick LeBeau would not be retained for 2003.

2003

The Bengals launched a new era on Jan. 14, when Marvin Lewis was hired as the ninth head coach in franchise history. "We've turned over a new leaf," said Bengals president Mike Brown. Lewis went on to coach a franchise-record 16 seasons with the Bengals and became the team's all-time leader in wins (131). At the time of his hiring, Lewis was the eighth African-American to be named an NFL head coach. Architect of the Baltimore Ravens' record-setting Super Bowl defense in 2000, Lewis received a broad mandate from Bengals ownership to implement his program, and the team finished 8-8, six games better than the 2-14 Bengals of 2002. Though the Bengals missed the playoffs — eliminated on the final weekend of the season — their six-game improvement was the biggest of any NFL team from '02 to '03. It was also the second-biggest one-year improvement in Bengals history. Lewis finished second to Bill Belichick, coach of the World Champion New England Patriots, in Associated Press voting for NFL Coach of the Year. The season included the four largest pro sports crowds in Cincinnati history (to that time), topped by 65,362 on Dec. 28 vs. Cleveland, and the highlight game was a 24-19 win on Nov. 16 over an unbeaten (9-0) Kansas City team. The Chiefs game started what would be a Bengals-record streak of 57 consecutive home sellouts in regular season and postseason. WR Chad Johnson, who led the AFC with 1355 receiving yards, signed a five-year contract extension in November. Prior to the season, the Bengals had the No. 1 overall pick in the NFL Draft for the third time in team history, and the club chose Southern California QB Carson Palmer. Palmer was signed on April 24, just before the actual draft, as the Bengals took the option to execute an early signing. Palmer did not play as a rookie, as veteran Jon Kitna was the only NFL QB to play every offensive snap for his team, but Palmer would go on to set numerous Bengals passing records, beginning his playing career in 2004. QB Akili Smith, an unsuccessful first-round QB choice in 1999, was released on June 2. In an ironic twist for longtime Bengals followers, the club prior to the season hired Ricky Hunley as LBs coach. Hunley was a Bengals first-round draft choice as a player (LB) in 1984, but he never signed with Cincinnati, staging the longest holdout in team history before being traded to Denver on Oct. 9, 1984.

2004

In their second season under head coach Marvin Lewis, the Bengals continued their rebuilding process, posting a second straight 8-8 record. All eight regular-season games at Paul Brown Stadium were sellouts — the first sold-out

regular season since 1992 at Riverfront Stadium — and the total regular-season attendance of 524,248 put the team over the half-million mark for the first time. The team's break-even finish was a creditable performance, given that injuries were severe (18 players were placed on season-ending medical reserve lists) and that second-year QB Carson Palmer was seeing his first NFL playing time. Palmer, the 2003 first overall NFL draft pick, had not played as a rookie while backing up Jon Kitna. Palmer started the first 13 games before missing the final three with a knee strain. HB Rudi Johnson rushed for a then club-record 1454 yards (a mark he broke the following season), and the team had four players named to the Pro Bowl, its highest total since 1990. The Pro Bowl quartet was Rudi Johnson, WR Chad Johnson, OT Willie Anderson and CB Tory James. K Shayne Graham set a then club record (since broken) with 122 points. Home games were played on a new, synthetic FieldTurf surface, on which installation was complete in early July. PBS had grass fields from 2000-03, but durability and maintenance issues dictated a switch. The team also made its first significant uniform change since 1981. The signature striped helmet was not changed, but the jersey design was modernized, black pants were added as a regular option to white pants, and a special-occasion orange jersey was added for up to two games per year. The team wore orange jerseys for the first time in franchise history in a 26-3 win vs. Dallas on Nov. 7. On Nov. 28, the Bengals played in what remains through 2023 as the second-highest scoring game in NFL history, a 58-48 home win over Cleveland (106 total points). The game stands through 2022 as the only one in which the Bengals have scored in double figures in all four quarters (14-13-14-17). Prior to the season, HB Corey Dillon, the club's all-time rushing yards leader, was traded to New England for a second-round 2005 draft choice (Bengals chose S Madiou Williams).

2005

In head coach Marvin Lewis' third season, the Bengals returned to the playoffs, winning the AFC North Division title with an 11-5 record. But Cincinnati lost 31-17 to Pittsburgh in a Wild Card round playoff game, the first postseason game at Paul Brown Stadium, and QB Carson Palmer's postseason was regrettably short. Palmer, who posted a 101.1 regular-season passer rating, a Bengals record at the time (since broken), was lost to a serious knee injury on the club's second offensive snap in the playoff game, downed by former Bengal Kimo von Oelhoffen. On the play, Palmer had launched a 66-yard completion to WR Chris Henry. In the regular season, the team won its first four games, including an 88-29 point margin in the first three. The Bengals clinched the division title in Game 14, with a 41-17 victory at Detroit. A number of club individual single-season records were set, including two that still stand through 2023 — 1458 rushing yards by HB Rudi Johnson and 10 INTs by CB Deltha O'Neal. Five Bengals were voted to the Pro Bowl, the largest Cincinnati contingent since the 1989 team placed six. The five were Palmer, O'Neal, OT Willie Anderson, K Shayne Graham and WR Chad Johnson. The season's home crowds included the top four attendance figures in franchise history to that time (all since surpassed), headed by 66,104 for the Bengals-Steelers game on Oct. 23. Two notable Bengals "voices" passed away in '05. Phil Samp, the team's radio play-by-play man from 1968-90, died on March 10, and Tom Kinder Sr., the stadium public address announcer from 1968-2004, died on April 10.

2006

For the first time since 1992, the Bengals sold out all games before the season began, and a waiting list was established for new season ticket buyers. The regular-season attendance mark was 527,870, for an average of 65,984, and both the total and the average stood as club records through 2020, prior to the NFL expanding the regular season to 17 games. Also prior to the season, it was also announced that head coach Marvin Lewis had signed a contract extension through 2010. Lewis completed his fourth season by joining Paul Brown as the only Bengals head coaches to go four straight seasons without a losing record, but though the team remained in contention until the final weekend, it missed the '06 playoffs with an 8-8 mark. The Bengals lost their last three games after standing 8-5. A win in either of the two final games could have secured a playoff berth, but Cincinnati lost 24-23 in Game 15 at Denver when an errant PAT snap foiled a chance to force overtime, and the Bengals lost the season finale in overtime vs. Pittsburgh, after record-setting K Shayne Graham missed a 39-yard FG try on the final play of regulation. QB Carson Palmer, sidelined with a major knee injury in the 2005 postseason, made good on his bid to play the full 2006 regular season, starting every game. He set a then club record (since broken) with 4035 passing yards, and he boldfaced his status as the cornerstone of the roster by winning the Most Valuable Player Award in the Pro Bowl on Feb. 10, 2007. He stands through 2023 as the only Bengal to win the award. The season was a particularly notable one for flamboyant WR Chad

Johnson. In March, NFL owners voted to clamp down on player end-zone celebrations, an art that Johnson had been increasingly expanding in production value. In April, Johnson was signed to a contract extension through 2011. He was featured on a Sports Illustrated cover in October, and for the season he became the only Bengal (through 2023) to lead the NFL in receiving yards, with 1369. Johnson set a then Bengals single-game record (since broken) with 260 receiving yards on Nov. 12 vs. San Diego, and with 190 the next week at New Orleans, he set a then NFL record for receiving yards in consecutive games (450). Also in '06, Johnson became the first player to lead the AFC or NFC in receiving yards for a fourth consecutive season. In February, federal judge S. Arthur Spiegel dismissed a Hamilton County lawsuit against the Bengals regarding the Paul Brown Stadium lease, ending two years of legal disputes. In March, the Bengals and Buffalo Bills were the only NFL teams to vote against a new Collective Bargaining Agreement with the players, deeming it unsound, and as time would pass, numerous owners and analysts would in hindsight praise the Cincinnati-Buffalo stance. The 2006 agreement, in some views, ultimately led to the conditions that caused a lockout of players from March through July of 2011. The Bengals in '06 were among a number of teams responding to concerns about rowdy fan behavior at NFL games. The club installed and staffed a "Jerk Line" that fans could call during games to report problems. LB David Pollack, Cincinnati's top draft choice in 2005, suffered what would prove to be a career-ending neck fracture in the home opener vs. Cleveland. Pollack was never paralyzed and made a full recovery, but after some consideration of a comeback, he ultimately decided against it and moved into a successful career as a sports broadcaster.

2007

In a Harris Interactive survey released in February, Paul Brown Stadium was the only football stadium to make a list of "America's Favorite 150 Buildings and Structures." PBS ranked 101st on the list, whose range included all manner of major structures, including skyscrapers, museums, churches, hotels and even bridges. (The Empire State Building ranked first). Among all sports venues, only Wrigley Field (31) and the old Yankee Stadium (84) ranked higher than PBS. For the second straight season, the Bengals sold out all games before the season began. The team entered the season with high expectations, with its first two home games selected for ESPN Monday Night Football. But the season's first half ended with a disappointing 2-6 record, and a second-half rally lifted the club only to 7-9, the first losing season for head coach Marvin Lewis. WR T.J. Houshmandzadeh tied for the league receptions title (112), becoming the only Bengal ever to gain a share of the league lead, and setting a Bengals record which still stands through 2023. WR Chad Johnson broke his own team receiving yards record (since broken) with 1440, and K Shayne Graham set two records which still stand through 2023 — season field-goal percentage (91.2 on 31-of-34) and FGs in a game (seven). Graham was seven-for-seven on Nov. 11 at Baltimore, scoring all of Cincinnati's points in a 21-7 win. On Sept. 16 at Cleveland, QB Carson Palmer set a Bengals game record (still standing through 2023) with six TD passes, but the Bengals lost in a 51-45 shootout to the underdog Browns, starting a four-game losing streak that followed a season opening Monday night win vs. Baltimore. On Oct. 28 vs. Pittsburgh, the team established a then franchise record for single-game attendance, a figure of 66,188 — a mark which still stands through 2023 as the 10th highest figure on the Bengals' all-time single-game list.

2008

With a club-record 23 players sent to the Reserve/Injured list, the Bengals struggled to a 4-11-1 finish. And that list of 23 did not include the biggest missing name, QB Carson Palmer, who stayed on the roster all season but played in only four games due to an elbow injury. Ryan Fitzpatrick replaced Palmer at QB. The team partly salvaged the season, going 4-3-1 in the campaign's second half, but that was after an 0-8 start. Though the offense was near record lows in many statistical categories, the defense was promising under new coordinator Mike Zimmer, rising to a No. 12 NFL yardage ranking, the team's best since 2001. For the third straight year, all home games were declared sold out before the season began. The Bengals' 13-13 tie on Nov. 16 vs. Philadelphia was the NFL's first deadlock since 2002, and some players on both teams would admit that they had been expecting the contest to continue when the 15-minute overtime ended scoreless, not realizing that NFL games still could end in ties. It was the first overtime tie in Bengals history. The Bengals had played one other tie previously, at Houston in 1969, but that game went just the regulation four quarters, as

overtime was not yet in the rules. On Aug. 29, star WR Chad Johnson legally changed his name to Chad Ochocinco, a Spanish reference to his uniform number (85). But he was not permitted to have the new name on his jersey until 2009, after he had fulfilled contractual obligations regarding the purchase of existing licensed "Johnson" merchandise. In 2012, while with the Miami Dolphins, Ochocinco would change his name back to Johnson, and the league subsequently determined that in all future references in league material, the player would be known as Johnson, regardless of the year involved. The 2008 preseason ended with dramatic final cuts, as those released included three Bengals with six Pro Bowls among them — OT Willie Anderson, HB Rudi Johnson and CB Deltha O'Neal. On May 19, the Bengals waived talented but troubled LB Odell Thurman, who had been a rookie sensation in 2005. Thurman had not played in 2006 or '07, suspended by the NFL for various behavior issues, and on May 19 Bengals coach Marvin Lewis said the team "had not seen the right steps taken" by Thurman to justify another chance to play for Cincinnati. Thurman would not play again anywhere in the NFL.

2009

Rebounding from the disappointment of injury-plagued 2008, the Bengals won their second division championship under coach Marvin Lewis, finishing with a 10-6 record. Their march to the AFC North title included a 6-0 mark in division games, marking the only time in franchise history (through 2023) for Cincinnati to sweep its division opponents. The Bengals were eliminated in the first round of the playoffs, however, losing 24-14 to the visiting N.Y. Jets, who went on to reach the AFC Championship Game. The Bengals weathered tragedy en route to the title. On Oct. 8, Vikki Zimmer, wife for 27 years to Bengals defensive coordinator Mike Zimmer, died unexpectedly in Cincinnati. And on Dec. 17, WR Chris Henry died in North Carolina from injuries suffered in a Dec. 16 fall from a moving pickup truck. Henry was not with the team at the time, recuperating from a forearm fracture suffered Nov. 8 vs. Baltimore. The Bengals chartered a plane for the entire team to attend Henry's funeral in New Orleans on Dec. 22, and NFL Commissioner Roger Goodell also attended. On the field in '09, the Bengals were led by their defense, which continued rapid improvement under coordinator Zimmer. The Bengals finished fourth in the NFL in fewest yards allowed (301.4 per game). The team suffered a stunning home loss to Denver in the season opener, on a wildly improbable late play, but Cincinnati rebounded to win its next four. The Bengals led Denver 7-6 with less than a minute left, but the Broncos won 12-7 on an 87-yard TD pass that was deflected by the Bengals defense to Denver's Brandon Stokley, who was not the intended receiver. The play stands through 2023 as the NFL's longest game-winning TD play from scrimmage in the final minute of the fourth quarter. On Oct. 4, Shayne Graham's 31-yard FG beat the Browns 23-20 in the longest Bengals game not to end in a tie. Graham's winning kick came with :04 remaining in overtime. On Oct. 25 vs. Chicago, Bengals HB Cedric Benson vaulted into the NFL rushing lead with a 189-yard game against Chicago, the team with which he had debuted unsuccessfully as a high first-round draft choice. The Bengals won 45-10 in a game nicknamed the "Benson Bowl," and NFL Network reported that Benson's rushing total was the most by a player against his former team in league history, with research going back to 1950. Long known for his mischievous on-field antics, WR Chad Johnson logged his last significant zany move as a Bengal on Nov. 8 vs. Baltimore, when he playfully offered a dollar bill to the officiating crew as they were discussing a ruling. The NFL was not amused, and Johnson was fined \$20,000. In Games 10-12, for the only time in franchise history (through 2023), the Bengals got 100-yard rushing games from three different players in a span of three games (Bernard Scott at Oakland, Larry Johnson vs. Cleveland and Cedric Benson vs. Detroit). It was the first such instance in the NFL since 1993. Benson set a Bengals individual record (still stands through 2023) for 100-yard rushing games in a season (six), and the club set a team record (still stands through '23) with eight individual 100-yard rushers.

2010

Following a 2009 division championship, the team never jelled despite having veteran talent, including that of high-profile free agent WR Terrell Owens. After a 2-1 start, the Bengals tied a dubious team one-season record by losing 10 in a row. Wins in two of the last three games did little to ease the dissatisfaction. Head coach Marvin Lewis ended the season with an expired contract, but two days after the season finale, it was announced that Lewis had signed to return for a then franchise-record ninth season in 2011, a wise move given that the next five Bengals teams would make the playoffs. In '10, Owens and WR Chad Johnson combined for 139 receptions for 1814 yards and 13 TDs, and Cedric Benson rushed for 1111 yards while Carson Palmer passed for 3970.

But the team could not deliver in the clutch. Opponents scored eight TDs on returns (INTs, fumbles, kicks), and the Bengals were minus-eight in turnover differential. Injuries played a part, as the Bengals were forced to place 17 players on the Reserve/Injured list, and nine were veteran defensive players who would have started or seen significant action if healthy. The season was the last one in stripes for Chad Johnson, who completed the year with franchise career records (still standing through 2023) for receptions (751), receiving yards (10,783) and receiving TDs (66). The club logged a franchise-record 57th consecutive sellout (regular and postseason) for a Monday night game on Nov. 8 vs. Pittsburgh, but the streak ended when the Nov. 21 Buffalo game failed to sell out. The Bengals played five preseason games, their most since 1988, as the club was selected to open the NFL preseason against Dallas in the Pro Football Hall of Fame Game on Aug. 8 at Canton, Ohio. On Aug. 7, former Bengals assistant coach and head coach Dick LeBeau was inducted into the Hall of Fame. LeBeau, who spent 18 years on the Cincinnati coaching staff, also had a stellar playing career as a DB with the Detroit Lions, and after leaving Cincinnati he became a successful defensive coordinator with Pittsburgh.

2011

Shortly after re-signing for a then Bengals-record ninth season as head coach, Marvin Lewis had a message for Bengals fans upset over the 2010 team's 4-12 record. "I will fix us," Lewis pledged, and the record would bear him out. Lewis led a young team — the AFC's youngest as of Week 1 — to a 9-7 record and a Wild Card playoff berth. Cincinnati lost at Houston in the Wild Card game. The young Bengals squad was not able to work with the coaching staff until late July, due to a player lockout over labor issues that had begun in March. The lockout ended just as training camps were due to open, with the announcement of a new NFL Collective Bargaining Agreement. But Cincinnati's players had staged numerous workouts on their own during the lockout, and two veteran leaders — DT Domata Peko and OT Andrew Whitworth — were accorded great credit for helping the team hang together in preparation for its surprise season. The Bengals defied widespread last-place predictions from preseason analysts by putting new offensive pieces together quickly. Working in the scheme of new offensive coordinator Jay Gruden, the club's top two draft picks — WR A.J. Green and QB Andy Dalton — became the first rookie QB-WR duo in NFL history to make the Pro Bowl. K Mike Nugent, from nearby Centerville, Ohio, set club single-season records (still standing through 2023) for points (132) and FGs (33). The defense, in its fourth season under coordinator Mike Zimmer, ranked seventh in the NFL. DT Geno Atkins, a fourth-round 2010 draft pick, began emerging as one of the best draft steals in franchise history, tying for the NFL lead in sacks (7.5) among interior linemen and earning his first Pro Bowl berth. Dalton's success at QB led to the Bengals trading holdout veteran QB Carson Palmer to Oakland on Oct. 18, and Cincinnati received Oakland's first-round 2012 draft choice and second-round '13 draft choice. The picks were used on CB Dre Kirkpatrick (2012) and HB Giovani Bernard (2013). On July 29, the Bengals traded talented but problematic Chad Johnson, their all-time leader in receptions (751) and receiving yards (10,783), to New England for a fifth-round and a sixth-round draft choice. Cincinnati used the picks to draft WRs Marvin Jones (2012) and Cobi Hamilton (2013). Johnson would make only 15 more NFL catches, released by New England in June of 2012 and released by Miami the following August. Lewis closed the year with 69 career victories, passing Sam Wyche (64) for most by a Bengals head coach. Through 2010, Lewis had been tied with Wyche and Paul Brown for most seasons as Bengals head coach (eight).

2012

The Bengals brought training camp to downtown Cincinnati, holding camp at the club's home facility for the first time. The team had trained for 29 seasons at Wilmington (Ohio) College and for the next 15 at Georgetown (Ky.) College. Changes in the NFL's Collective Bargaining Agreement helped drive the change, as the Bengals joined a majority of NFL teams which had switched to their home bases. With the new CBA reducing the amount of time players could be on the practice field, it was thought that their increased non-field time could be much better used at Paul Brown Stadium, where medical and classroom facilities were far superior to any remote camp site. Plans for a second straight playoff season seemed to have gone awry when the team lost four straight after a 3-1 start, standing 3-5 at the season's halfway point. But the Bengals stormed back to go 7-1 in the second half and clinched a Wild Card postseason berth with a 10-6 record. The only loss in the final eight games came by one point, 20-19 to Dallas, on a Cowboys FG at the final gun. Of 131 NFL teams to post 3-5 starts between

1990-2012, the Bengals were one of only nine to reach the playoffs, and the 7-1 finish tied the 1981 Super Bowl team for the club's best second-half record (since broken) in a 16-game season. Cincinnati lost at Houston in the first round of the playoffs for the second straight year, but it was the first time for the Bengals to reach postseason two years in a row since 1981-82. The Bengals clinched their playoff berth with a 13-10 win at Pittsburgh in Game 15, at the same time eliminating the rival Steelers from contention. CB Leon Hall got the only Bengals TD against the Steelers, on a 17-yard INT return. The defense ranked sixth in the NFL in fewest yards allowed (319.7 per game) and set a team-record (still stands through 2023) with 51 sacks (though the 1976 team, in a 14-game season, had a higher average of sacks per game). All-Pro DT Geno Atkins led the sack parade with 12.5, third-most in club history and most on the season by a margin of 4.5 among NFL interior linemen. WR A.J. Green scored at least one TD in nine straight games (Games 2-10) in one season, which no other Bengal has done before or since (through 2023). At the time, he became only the second NFL player in a 48-year span to have at least one receiving TD in nine straight games in a season, joining Hall of Famer Jerry Rice. P Kevin Huber posted averages of 46.6 gross and 42.0 net, club records (since broken) at the time. New technology lessened the need of the 2012 team for notebooks and attention to bulletin boards, as the Bengals became one of the first NFL clubs to issue players tablets, for easy distribution of schedules, video and other key information. Shortly after the season, Bengals RBs coach Jim Anderson announced his retirement. Anderson had joined the Bengals staff in 1984, and his 29 seasons stand through 2023 as a franchise record for most total seasons on the Cincinnati coaching staff. During his last six seasons, Anderson had the most consecutive years with his team of any position coach in the NFL.

2013

Coach Marvin Lewis led the Bengals to their third straight playoff berth — a franchise first at the time. Cincinnati won its third AFC North Division title under Lewis, posting an 11-5 record and clinching the crown with a 42-14 rout of Minnesota in Game 15. The Bengals went 8-0 at home for the second time in club history (also 1988), and they were among only five NFL clubs to reach the postseason each year from 2011-13. They were in the postseason for the fourth time in five years, among only six teams to qualify four or more times in that span. For the third straight season, however, the playoffs ended all too soon for Cincinnati, as San Diego prevailed 27-10 in a first round game at Paul Brown Stadium. The 2013 team played three overtime games, most in a season in franchise history. They won the first OT contest, but lost in OT in consecutive weeks in Games 9 and 10. It was the first time in franchise history for the team to play two straight OT games. The consecutive losses dropped the team's record to 6-4, but Lewis' club closed the season with five wins in the last six games. QB Andy Dalton set franchise records (since broken) for passing yards (4293) and TD passes in a season (33), and he became at the time only the fifth QB in NFL history to pilot a playoff club in his first three seasons in the league. WR A.J. Green was named to the Pro Bowl for the third time in his three-year career, and he set club records (still standing through 2023) for most 100-yard receiving games in a season (six) and most consecutive 100-yard receiving games (five). Second-year WR Marvin Jones also posted a club mark (still stands) for most TD receptions in a game with four in Game 8 vs. the N.Y. Jets. Jones accomplished his feat in the franchise's 700th regular-season game. Green (11) and Jones (10) became the first Bengals duo to each hit double figures in TD catches in a season. Marvin Lewis earned a "coaching-tree" after the season when, in an NFL rarity, each of his coordinators signed as NFL head coaches. Offensive coordinator Jay Gruden went to Washington, and defensive boss Mike Zimmer went to Minnesota. In the TV realm, the Bengals in 2013 agreed for the second time in five years to be featured during preseason on the all-access HBO series, "Hard Knocks." The club allowed virtually unfettered access to team activities to crews from NFL Films. Though many NFL clubs have shied from invitations to be a Hard Knocks team, the Bengals won the AFC North title for the second straight time after doing the show, as they also won after doing Hard Knocks in 2009.

2014

Head coach Marvin Lewis led the Bengals to a 10-5-1 record and a Wild Card playoff berth, and to new heights in terms of consistent success for the franchise. Lewis had the team in postseason for the then-record fourth straight year, and the team established what was then a new club mark with a third straight season of double-digit wins (both marks since broken). The season ended when an injury-depleted team lost 26-10 at Indianapolis in a Wild Card playoff game, but the Bengals stood as one of only four NFL teams to have made the playoffs four straight years from 2011-14. Lewis' club record for head

coaching victories was extended to 100 in the season's final win, a Monday night playoff clincher in Week 16 vs. Denver. The Bengals tied a franchise record with four regular-season games in prime time on national TV. WR A.J. Green was voted to a fourth straight Pro Bowl, joining WR Isaac Curtis as the only Bengals selected in each of their first four seasons, and CB Adam Jones became the first Bengal to win an NFL kickoff return title, averaging a franchise-record 31.26 yards. In the year's biggest off-field story, DT Devon Still touched hearts across the nation with his openness regarding his daughter Leah being diagnosed with cancer. The Bengals worked to have sales of Still's No. 75 jersey benefit pediatric cancer research, and nearly 15,000 jerseys were sold to buyers near and far. At the Nov. 6 home game vs. Cleveland, Cincinnati Children's Hospital Medical Center was presented with a check for \$1.3 million. During training camp, the team signed QB Andy Dalton to a six-year contract extension, running through 2020. On April 17, the club continued its leading role in development of the Cincinnati downtown riverfront, announcing an agreement with Hamilton County that helped pave the way for General Electric to bring a major office facility to the emerging Banks neighborhood between Paul Brown Stadium and the Reds' Great American Ball Park. Fans at home games in 2014 enjoyed the benefits of the first state-of-the-art WiFi system throughout PBS.

2015

The Bengals extended their franchise record for consecutive playoff seasons to five and stood as one of only four NFL teams to qualify for those specific five consecutive years. But it was one of the more bittersweet seasons in club history. The team started 8-0, setting a then-franchise record (since tied) for most consecutive wins within a regular season and tying the mark for most consecutive regular-season wins, regardless of seasons. The 12-4 finish tied Cincinnati records for most wins in a season and best winning percentage in a 16-game season. QB Andy Dalton was a huge key to it all, winning the AFC passing title with a Bengals-record (since broken) 106.3 rating. But Dalton suffered a thumb injury in Game 13 vs. Pittsburgh and missed the remainder of the campaign, including a dramatic 18-16 loss to Pittsburgh in the first round of the playoffs. Backup QB AJ McCarron, who went 2-1 as a starter in the last three regular season games, rallied the Bengals in the playoff game from a 15-0 deficit after three quarters to a 16-15 lead with 1:50 to play. But the Steelers came back for a winning FG after recovering a fumble by Bengals HB Jeremy Hill deep in Pittsburgh territory. The Bengals' 2015 accomplishments also included a No. 2 NFL finish in scoring defense (17.4), the highest in club history. The club's most singular game accomplishment came Oct. 11 vs. Seattle, when the Bengals overcame a 17-point fourth-quarter deficit (24-7) to win 27-24 in overtime. The last time any NFL team had won a regular season or postseason game after trailing by 17 in the fourth quarter had been Week 15 of 2010, and Cincinnati's win ended a streak of 427 consecutive games in which teams trailing by 17-plus in the fourth quarter had lost. By the end of the postseason, the game stood as the only win for such a trailing team in the previous 536 instances.

2016

For the first time in six seasons, the Bengals missed the playoffs, and their 6-9-1 record came with plenty of reason to think what else might have been. Cincinnati's last five losses came by a total of 16 points, and a general lack of production in the fourth quarter was highlighted by the team suffering from crucial missed place kicks as no Bengals team had suffered in recent years. Injuries also were a worse-than-usual factor, but head coach Marvin Lewis said simply, "Your record is what you earn. We have to do a better job in so many ways (in 2017)." The most notable injury was a hamstring strain that cost WR A.J. Green all but two snaps of the last seven games. Through nine games, Green's totals of 66 receptions and 964 yards had him on pace to set club season records in both categories by wide margins. DE Carlos Dunlap had a remarkable 15 passes defensed, leading the team by five in becoming the first DL to lead the team in the category, and Dunlap led all NFL defensive linemen by seven. DE Geno Atkins led all NFL interior linemen in sacks (nine), claiming at least a piece of that crown for the fourth time in his seven seasons. Green, Dunlap and Atkins were among five Bengals in the Pro Bowl, joined also by QB Andy Dalton and OT Andrew Whitworth. The Bengals took part for the first time in the NFL's International Series, playing Washington to a 27-all tie on Oct. 30 at London's Wembley Stadium. The Bengals officially were named the home team in the game, as the team played only seven games at Paul Brown Stadium, but it was the first regular-season game in franchise history played at a neutral site. The tie against Washington was notable because it was Cincinnati's third tie in nine seasons (2008-16). Only eight other NFL teams played even one tie in that span, with the remaining 23 playing none. A notable statistic for the

season was rookie WR Alex Erickson, a college free agent signee from Wisconsin, leading the AFC with a 27.9-yard kickoff return average, second-highest in team history.

2017

The Bengals in 2017 celebrated their 50th season by creating a commemorative 50th logo for team uniforms and apparel, introducing special signage throughout the stadium and the city, and honoring Bengals legends at halftime of each home game. On the field, the Bengals finished the season in third place of the AFC North Division at 7-9 and missed the playoffs for the second consecutive year. The offense failed to score a TD in the team's first two games, which included a 20-0 shutout at home in the opener vs. Baltimore and 13-9 loss to Houston on national TV on Thursday Night Football. Offensive coordinator Ken Zampese was fired on Sept. 15, and QBs coach Bill Lazor was named as his replacement. Despite the adjustment, the Bengals ended the season ranked last in the NFL in total offense, averaging just 280.5 yards per game. The team allowed 40 sacks and produced just a 3.6-yard average per rush. The Bengals' defense was on the field for 184 more plays than the offense (1146 to 962), the equivalent of nearly three extra games of action. That perhaps contributed to additional injuries to defensive players, as the Bengals relied heavily upon backups as the season progressed. The defense, which ranked No. 2 in the NFL through Week 6, fell to No. 18 by the end of the season. After a 33-7 loss vs. Chicago in Week 14 and a 34-7 loss at Minnesota in Week 15 dropped their record to 5-9, the Bengals rebounded to win their final two games of the season and knock both of their opponents — Detroit and Baltimore — out of playoff contention. The Bengals' win in the season finale came in dramatic fashion, as the team stunned the Ravens at Baltimore with a knockout TD in the final minute to eliminate the Ravens from the playoffs. QB Andy Dalton hit WR Tyler Boyd for a 49-yard score on fourth down with 44 seconds left to give the Bengals the win. The win helped elevate Buffalo to the playoffs for the first time since 1999, and Bills fans showed their appreciation of Dalton's last-minute heroics by donating heavily to his charity. Bills backers made a large number of \$17 contributions (\$1 for each of the 17 consecutive non-playoff seasons for the Bills), and in the end, more than \$450,000 in donations were made to the Andy and Jordan Dalton Foundation. LB Carl Lawson led all NFL rookies in sacks (8.5) in 2017, and DT Geno Atkins led all NFL interior linemen in sacks (nine). Bengals co-founder Pete Brown, 74, died on Dec. 12. Brown, who was senior vice president of player personnel, had worked in the mid-1960s with his father, Paul, and brother, Mike, to bring pro football to Cincinnati. Two days after the season ended, Bengals head coach Marvin Lewis signed a two-year extension through 2019. Offensive line coach Paul Alexander, the second-longest tenured assistant in Bengals history at 24 seasons, departed for the Dallas Cowboys after his contract was not renewed by Cincinnati.

2018

The Bengals raced to a 4-1 start and stood 5-3 at the mid-way point of the season, but a 1-7 finish left them with a 6-10 final record and last-place finish in the AFC North. The season was marred by a wave of injuries that crippled the team. Of the 53 players on the roster for the regular-season opener at Indianapolis, 22 missed at least two games due to injury. Fourteen of those 22 players ended the season on Reserve/Injured, including starters QB Andy Dalton, WR A.J. Green, WR Tyler Boyd and TE Tyler Eifert, as well as other major contributors, including DE Carl Lawson and TE Tyler Kroft. Cincinnati's defense struggled from the outset, and through nine games was allowing a league-worst 454.6 net yards per game, which at the time was on pace to set an NFL record for yards allowed in a season. The Bengals fired first-year defensive coordinator Teryl Austin on Nov. 12, the day after a 51-14 home loss to New Orleans, and head coach Marvin Lewis assumed defensive coordinator duties for the season's final seven games. The Bengals' defense showed improvement under Lewis, but still finished last in the NFL at 413.6 net yards allowed per game. Second-year HB Joe Mixon rushed for 1168 yards and became the first Bengal ever to lead the AFC in rushing in a season (though RB Paul Robinson led the AFL in rushing in 1968). Boyd enjoyed a breakout season, and his 1028 receiving yards made him the first Bengal other than Green to hit the century mark in 10 seasons (Chad Johnson, 2009). On Oct. 7 vs. Miami, Green's 112 receiving yards gave him his 32nd 100-yard game, passing WR Chad Johnson (31) for most in team history. Rookie S Jessie Bates III totaled a team-best 111 tackles on defense, making him only the sixth Bengal rookie ever to lead the team in tackles. On Dec. 31, the day after the season finale, the Bengals and head coach Marvin Lewis mutually decided to part ways after 16 seasons. Lewis ended his career with a 131-122-3 regular season record (131-129-3 including postseason). His total of 131 career victories is the most in team history and at the time ranked tied for 24th in NFL history.

2019

On Feb. 4, the Bengals hired L.A. Rams quarterbacks coach Zac Taylor as Cincinnati's 10th head coach. His first season was marked by injuries to key players and early-season team struggles which led to a franchise-worst 0-11 start. The Bengals finished the year at 2-14, which through 2023 matched the worst record in team history (the 2002 club also finished 2-14). Cincinnati's hopes for success took three significant hits before the end of the first preseason game. Rookie OT Jonah Williams, the Bengals' first-round pick who had been slated to start at LOT, was lost for the season in June OTAs due to a shoulder injury. Then on July 27, in the team's first training camp practice, which was held at Welcome Stadium in Dayton as part of the NFL's 100th season celebration, perennial All-Pro WR A.J. Green went down with an ankle injury that ended up costing him the entire season. Making matters worse, OT Cordy Glenn, who was to replace Williams at LOT, suffered a concussion in the preseason opener at Kansas City and did not return to game action until late November. After the team had progressed to an 0-8 start, Taylor announced during the team's bye week that he would be benching longtime starting QB Andy Dalton in favor of rookie Ryan Finley. The experiment turned out to be short-lived, as Cincinnati's offense managed just 33 points over the next three games (all losses). Dalton returned to the starting role on Dec. 1 vs. the N.Y. Jets and led the Bengals to their first win of the season. During that game, Dalton passed Ken Anderson for most career completions and TD passes in team history (Anderson had 2654 completions and 197 TD passes). Cincinnati secured the No. 1 overall pick in the 2020 NFL Draft with a Dec. 22 loss at Miami, but the game will perhaps be remembered most for the Bengals' dramatic 23-point fourth-quarter comeback that featured 16 points in the final 29 seconds to force OT. The game also included a 57-yard FG from K Randy Bullock, which still is tied through 2022 for third longest in team history. Though the season overall was marred by injuries and poor on-field performance, the Bengals did find a bright spot with S Brandon Wilson, who in his first year as full-time kickoff returner averaged an NFL-best 31.25 yards per return. Cincinnati wrapped up its season with a convincing 33-23 win over Cleveland at Paul Brown Stadium. After that contest, fans lined the stands surrounding the Bengals' tunnel and chanted Dalton's name as he exited the field from what was believed to be his final game with the team.

2020

On March 13, the Bengals joined most other NFL teams by announcing that their facility would close the following week due to the COVID-19 pandemic and that employees would be working remotely. As the pandemic continued to spread throughout the country and states began widespread shutdowns of businesses deemed "non-essential," the NFL soon mandated that all teams' facilities — no matter their location — remain closed until further notice. As a result, the entire NFL offseason program — everything between voluntary workouts in April and mandatory minicamp in June — was conducted online, as sports leagues in the U.S. remained shut down until mid-summer. The 2020 NFL Draft was held virtually, and the Bengals selected Louisiana State QB and Athens, Ohio-native Joe Burrow with the No. 1 overall pick in the NFL's first-ever virtual draft. A few days later, the Bengals released Andy Dalton, the team's starting QB the previous nine seasons (2011-19), signaling the official shift to Burrow, who arrived with much fan anticipation after having arguably the greatest season ever by a college QB (he set numerous SEC and NCAA records, won the Heisman Trophy by the largest margin in its 85-year history and led LSU to an undefeated season and national championship). The Bengals welcomed a limited number of employees back into the office on May 20, after a more than two-month closure of the facility. Numerous precautions were put into place and maintained for the rest of the year, such as the mandatory wearing of facemasks and the social distancing of workspaces. The NFL and NFLPA reached an agreement late in July regarding COVID-19 protocols for the season, and players began reporting to team facilities for pre-training camp physicals the last week of July. Full training camp practices didn't begin until mid-August, and the NFL and NFLPA eventually agreed to cancel all preseason games as a precaution. The league and the union also agreed to test for COVID-19 among players, coaches and select football staff each day at team facilities. Additionally, everyone in the testing protocol was required to wear an electronic tracker at all times while at team facilities, which would trace and identify all persons in close contact with any individual who tested positive. Some NFL states/cities permitted a limited number of fans to attend games, while others did not allow fans at all. The Bengals opened their season at home against the L.A. Chargers in the first and only NFL game ever held in Cincinnati without fans. The team did so to comply with an order from the State of Ohio to limit mass gatherings, however that order was later loosened, and the Bengals hosted between 6000 and 11,000 fans at

their seven remaining home games. The Bengals struggled to a 4-11-1 record in 2020, though Burrow was among the team's bright spots as he got off to one of the most productive statistical starts to a career by a QB in league history. He had been on pace to smash several team and NFL rookie records, but in Game 10, Nov. 22 at Washington he suffered a torn ACL when an offensive lineman fell onto his left knee after a pass attempt. Cincinnati, which at the time had shown signs of a turnaround and was entering a stretch of games against several sub-.500 teams, turned to backup Brandon Allen and finished 2-4 over the final six contests. One of those two late wins, though, was considered among the biggest upsets of the season in the NFL, as third-string QB Ryan Finley filled in for the injured Allen on Monday Night Football and led a double-digit underdog Cincinnati to a 27-17 win over 11-2 Pittsburgh (the win snapped the Bengals' 11-game losing streak against the Steelers). The Bengals parted ways with a longtime veteran when it traded DE Carlos Dunlap to Seattle on Oct. 28. Dunlap had 82.5 career sacks at the time of the trade, just one shy of tying Eddie Edwards' team record (still stands through 2023) of 83.5. As the NFL season moved forward, many NFL teams faced COVID-19 positive tests, outbreaks and policy violations. Cincinnati, however, was among the few which emerged from the 2020 season relatively unscathed. The Bengals went without a single positive test from a player or coach through the first eight weeks of the regular season, and in total only nine players (including four on the practice squad or reserve lists) spent time on the team's Reserve/COVID-19 list at any point due to either a positive test or being deemed a close contact (missing only 15 combined games). Additionally, six Bengals assistant coaches missed a total of nine combined games. Most sports leagues on every level struggled with game cancellations due to the pandemic. In the NFL, numerous contests were postponed to Mondays, Tuesdays or even Wednesdays, while multiple teams lost their bye or were forced to re-arrange their schedule, but NFL guidelines proved effective as all 269 scheduled games (regular season and playoffs) ultimately were played. The Bengals were among the most fortunate teams, as all 16 of their regular-season games were played at their originally scheduled dates and times. For the NFL, the 2020 season marked the end of the league's 43-season run (which began in 1978) of playing a 16-game regular-season schedule.

2021

On the strength of one of the NFL's most talented young rosters, third-year head coach Zac Taylor and the Bengals enjoyed one of the most successful runs in team history, cruising to a 10-7 record, AFC North title, AFC Championship and berth in Super Bowl LVI. It was the second consecutive season played under the shadow of the COVID-19 pandemic, which continued to circle and affect the entire globe. The league's pandemic protocols remained in effect throughout the entirety of the 2021 season, but were loosened for teams and fans who were fully vaccinated (see "COVID-19 creates unprecedented seasons in 2020 and '21" in Miscellaneous Facts and Figures section). On March 30, NFL owners formally voted to increase the number of regular-season games for each team from 16 to 17, the first expansion of the league's schedule since 1978. To make room for the extra games, the league removed one week of preseason, leaving three total preseason games for each team (not including the annual Hall of Fame Game). In April, the Bengals announced the formation of a Ring of Honor to display inside Paul Brown Stadium, with team founder Paul Brown and Pro Football Hall of Famer Anthony Munoz as the first two members, who were later joined by, as voted by season ticket holders, both QB Ken Anderson and CB Ken Riley. The ROH was unveiled to fans during a halftime ceremony of Game 4 vs. Jacksonville. The team also unveiled new team uniforms in April, updating the striping on the various color options of the jersey and pants while keeping the team's iconic helmet design intact. It was the first major uniform change since 2004, and the fourth significant uniform redesign in team history. With regard to the roster, the Bengals assembled a collection of new players who proved to be key in the team's run to the Super Bowl. While the team said goodbye to a number of notable veterans — including two of the most celebrated Bengals ever in DT Geno Atkins (released) and WR A.J. Green (signed with Arizona as a UFA) — it began the new league year actively involved in free agency, signing many significant new players, particularly on defense. That list included DE Trey Hendrickson and DT Larry Ogunjobi, as well as CBs Chidobe Awuzie, Eli Apple and Mike Hilton. In the draft, the team added first-round WR Ja'Marr Chase (fifth overall) and fifth-round K Evan McPherson, who both proved to be key additions that were fundamental to the team's successful season. And via trade, the Bengals also acquired DT B.J. Hill from the N.Y. Giants. Second-year QB Joe Burrow posted team records (still stand through 2023) for passing yards (4611) and passer rating (108.3), as well as a then-team record (since broken) for passing TDs (34), en route to being named the NFL's Comeback Player of the Year. His 525 passing yards on Dec. 26 set a new team record (still

stands through 2023), breaking Boomer Esiason's longtime mark of 490, which was set 31 seasons earlier in 1990. Burrow's primary target was Chase, who had teamed with him in college to win a national championship at Louisiana State University in 2019. Chase put together arguably the top NFL rookie season ever by a WR en route to earning the Associated Press NFL Offensive Rookie of the Year Award. He caught 81 passes for 1455 yards and 13 TDs during the regular season. The receiving yards total established a new team record (since surpassed) and at the time was the most ever by an NFL rookie in the Super Bowl era, and his 1734 combined receiving yards in both the regular season and postseason at the time counted as the most ever by an NFL rookie. He set a new team record (still stands through 2022) for most receiving yards in a game with 266 on Jan. 2 vs. Kansas City. With the Bengals, Chase teamed with second-year WR Tee Higgins (74 catches for 1091 yards and six TDs) and sixth-year slot WR Tyler Boyd (67 for 828 and five) to form one of the NFL's most productive receiving trios. Fifth-year HB Joe Mixon proved to be one of the NFL's top RBs, posting career-highs in rushing yardage (1205) and total TDs (16), while seventh-year TE C.J. Uzomah, the longest-tenured Bengal on offense, also had a career season with 49 catches for 493 yards and five TDs. Cincinnati's defense showed significant improvement thanks to the new faces and returning veterans. Hendrickson recorded what was the second-most sacks (14) in team history at the time, while bookend DE and Cincinnati native Sam Hubbard added another 7.5. At NT, DJ Reader returned after his first Bengals season was cut short by injury, and he helped Cincinnati's 2021 run defense improve 24 spots over the '20 squad. Ogunjobi and Hill rotated next to Reader and combined for 12.5 sacks. Second-year pro Logan Wilson made the leap from 2020 rotational player to one of the NFL's top young LBs, leading the team both total tackles (98) and interceptions (four). Wilson's four INTs also tied for the NFL lead among LBs, and counted as the most by a Bengals LB in 16 years. The secondary was led by a pair of team captains at S in Vonn Bell and Jessie Bates III, who combined for three key INTs and a sack during the Bengals' playoff run, while all three of Cincinnati's starting CBs were new to the team in 2021 — Apple, Awuzie and Hilton — and each had a pair of INTs. On special teams, the celebrity of the year was McPherson, a 22-year-old rookie whose leg strength and reliability under pressure turned him into an immediate fan favorite. McPherson's nine FGs of 50 or more yards during the regular season was at the time just one shy of tying the NFL single-season record of 10, and enough to set a new team career record (still stands through 2023). He also became the only kicker in team history to convert three FGs of 50 or more yards in a game, and he hit five game-winning "walk-off" FGs as a rookie, including two in postseason. The Bengals recorded their first postseason victory since the 1990 season when they won a Wild Card Playoff vs. the Las Vegas Raiders. The team followed that win with road victories at the No. 1-seed Tennessee Titans and the No. 2-seed Kansas City Chiefs to win the AFC Championship and secure a berth in Super Bowl LVI. The Super Bowl was played against the L.A. Rams on their home field at SoFi Stadium in Inglewood, Calif., however Cincinnati was listed as the home team. The Bengals fell behind 13-3 early in the second quarter, but closed the gap to take a 17-13 lead on the first play of the second half with a 75-yard TD pass from Burrow to Higgins that counted as the longest play from scrimmage in Bengals postseason history. Cincinnati stretched its lead to seven, but L.A.'s defense stood strong. A TD by WR Cooper Kupp gave the Rams a three-point lead with 1:25 remaining, and the Bengals' attempt to tie or win ended on a fourth-and-one at midfield when Burrow threw an incomplete pass while being tackled. Shortly after the Super Bowl, the NFL and the NFLPA jointly announced that they had suspended all COVID-19 protocols going into the new 2022 league year.

2022

The 2022 offseason included two major facilities announcements for the Bengals. In April, the Cincinnati Planning Commission approved the team's application to build a temporary indoor practice facility southwest of the team's practice fields on the north bank of the Ohio River. Later in October, the team began to regularly utilize the structure, which was named the IEL Indoor Facility (after Cincinnati-based international logistics company and team sponsor Integrity Express Logistics). Then, on Aug. 9, three days prior to the preseason opener, Paul Brown Stadium was re-named Paycor Stadium when the team and Cincinnati-based human capital management company Paycor announced an expanded partnership which included stadium naming rights. Once the regular season started, the defending AFC Champion Bengals put together a second consecutive noteworthy season which included a second straight AFC North Division title and a repeat appearance in the AFC Championship. Cincinnati finished the regular season 12-4, tying for the most wins in a season in team history. The team started the season with a 4-4 record heading into November,

and then quickly evolved into one of the hottest teams in the NFL down the stretch. Cincinnati tied a franchise record with eight consecutive victories to close out the regular season, five of which came against teams that qualified for the playoffs the previous year. The Bengals, who during the win streak adopted the mantra "They Gotta Play US," claimed the AFC North crown prior to the regular-season finale. The team proceeded to extend its overall win streak to 10 after postseason wins vs. Baltimore in a Wild Card Playoff and at Buffalo in a Divisional Playoff. As they did after the 2021 season, the Bengals once again traveled to Kansas City to face the Chiefs in the AFC Championship, only this time they came up just short in a 23-20 loss to end the season. The 2022 Bengals offense again was headlined by Joe Burrow, who in his third pro season further established himself as one of the league's top QBs. Burrow passed for 35 TDs, eclipsing his own team record of 34 set just one year earlier, while also ranking fifth in the NFL in both completions (414, also a team record) and passing yards (4475). He was selected to the Pro Bowl, as was his top target, second-year WR Ja'Marr Chase. Chase led the Bengals in receptions (87), receiving yards (1046) and receiving TDs (nine) during the regular season, despite missing four games due to injury, and he joined former WR A.J. Green as the only players in team history with consecutive 1000-yard receiving seasons to begin their careers. WR Tee Higgins had his second consecutive 1000-yard season with 74 receptions for 1029 yards and seven TDs, while WR Tyler Boyd added another 58 catches for 762 yards and five TDs. HB Joe Mixon totaled 1255 yards from scrimmage (814 rushing and 441 receiving) and nine total TDs. In the team's Game 9 win vs. Carolina, Mixon had a historic performance, rushing for 153 yards on 22 attempts (7.0-yard average) with four TDs, while also catching four passes for 58 yards and a TD. His five total TDs and 30 total points each set Bengals single-game records, and his four rushing scores tied former HB Corey Dillon for the team's single-game mark. Mixon's total of 211 yards from scrimmage also was a personal career high. The performance made him just the sixth player in the Super Bowl era with at least 200 scrimmage yards and five total TDs in a game, and just the third player in the Super Bowl era with at least four rushing TDs and one receiving TD in a game. On defense in 2022, Cincinnati allowed just 20.1 points per game, the sixth-lowest average in the NFL, while it held opposing QBs to a league-low 58.9 completion percentage. The Bengals' defense boasted playmakers on all three levels, led by a line that spearheaded the NFL's seventh-ranked run defense (106.6). DE Trey Hendrickson had a team-leading eight sacks and three FFs to earn his second straight Pro Bowl nod. At LB, Logan Wilson and Germaine Pratt each set a career high in total tackles with 123 and 99, respectively, while also combining for 3.5 sacks and three INTs. The secondary featured a veteran safety duo in Jessie Bates III and Vonn Bell, who each had a career-best four INTs and started all 19 games through the regular and postseason. After starting CB Chidobe Awuzie suffered a season-ending knee injury in Week 8, rookie CB Cam Taylor-Britt stepped in and quickly asserted himself as a foundational piece on the Bengals roster. Taylor-Britt had 55 tackles and six PDs in the regular season, then grabbed his first career INT to seal the team's Divisional Playoff win at Buffalo. Cincinnati's Week 17 home contest against Buffalo was initially postponed and later canceled after Bills S Damar Hamlin suffered cardiac arrest and collapsed on the field at Paycor Stadium early in the game. After receiving immediate emergency attention from the game's medical personnel, Hamlin was taken to a local hospital, where he stayed for one week before returning to a Buffalo medical facility to continue his recovery. Cincinnati's postseason began with a 24-17 home Wild Card Playoff win over Baltimore which produced one of the most notable and iconic defensive plays in Bengals history. With the score tied 17-17 early in the fourth quarter and Baltimore at the Cincinnati one-yard line, Ravens QB Tyler Huntley attempted to reach the ball over a pile of linemen, but LB Logan Wilson knocked it out of his hands and into the arms of DE Sam Hubbard, who returned it 98 yards for a touchdown in what ended up being the game-deciding TD. It was the longest fumble return for a TD in NFL postseason history, and the longest score of any kind in Bengals postseason history. In a snowy Divisional Playoff the following week at Buffalo, the Bengals jumped out to a 14-0 lead and dominated both sides of the line of scrimmage to cruise to a 27-10 victory. With the win, the Bengals became just the fourth team in NFL history to win both home and road playoff games in back-to-back seasons. In the AFC Championship game, seeking its second consecutive Super Bowl appearance, Cincinnati erased deficits of 10 points in the first half and seven points in the second, but ultimately came up short in a back-and-forth contest. In the game's final seconds, with the score tied 20-20, an unnecessary roughness penalty called on the Bengals put the Chiefs in range for a game-winning kick, and K Harrison Butker converted a 45-yard FG with three seconds left to win the conference title for eventual Super Bowl LVII champion Kansas City. In the season opener on Sept. 11 vs. Pittsburgh, K Evan McPherson set a new team record for longest FG in team history when he

converted a 59-yarder. During a halftime ceremony at the team's Thursday Night Football home game against Miami on Sept. 29, the Bengals presented former OT Willie Anderson and former WR Isaac Curtis as the 2022 additions to the team's Ring of Honor, as voted by season ticket holders. The Miami game also served as the introduction of the team's new alternate white helmet, as well as the introduction of the first-ever White Bengal game — a "white-out" contest in which all the team's logos on the field were painted white, and in which fans throughout the stadium wore predominantly white-colored apparel. The Dolphins game was played in front of 67,260, establishing a new mark for the largest ever crowd to attend a sports event in Cincinnati. By the end of the 2022 season, Paycor Stadium had hosted over 65,000 fans in all eight home games during the regular season and postseason, with six of the attendance figures ranking among the top-10 in team history at the time.

2023

On Feb. 9, during the NFL Honors awards show prior to Super Bowl LVII, former Bengals CB Ken Riley (1969-83) was named as part of the Pro Football Hall of Fame's Class of 2023. The announcement came posthumously for Riley, who passed away on June 7, 2020. The induction ceremony took place on Aug. 5, with Riley's wife, Barbara, receiving the gold jacket on his behalf and his son, Ken Riley II, speaking during his enshrinement. In the team's record books, Riley's 65 career INTs still constitute the most dominant lead in any major category, nearly doubling the second-place total of 33. At the time of his retirement, that total of 65 INTs was the fourth most in NFL history, and it still stands tied for fifth most (through 2023). The Bengals entered the 2023 campaign with Super Bowl aspirations after capturing back-to-back AFC North Division titles and advancing to the AFC Championship in each of the previous two seasons, including en route to Super Bowl LVI after the '21 season. The team returned a talented young nucleus led by QB Joe Burrow, who signed a five-year contract extension on Sept. 9 — one day before the opener — and was presumed to be an MVP candidate in his fourth pro season. Also, the entire coaching staff from the previous season returned. However, the course of the promising season was altered by a pair of Burrow injuries, and the Bengals just missed the playoffs despite finishing with a 9-8 record. The first setback for Burrow came during the second practice of training camp, when he suffered a calf strain that held him out of action for just over a month. He returned to practice well in time to start the regular-season opener, but was slowed through the first month of the season. As Burrow's calf continued to improve, the team exhibited significant progress, winning four straight to advance the team's mark to 5-3. The streak kicked off with a win on Oct. 8 at Arizona — a victory in which WR Ja'Marr Chase recorded a Bengals single-game record 15 receptions, along with 192 yards and three TDs. He became just the fifth player in league history to register at least 15 catches, at least 150 receiving yards and at least three TDs in a game. Beyond the Cardinals game, Chase was a featured focal point of Cincinnati's passing game throughout the season, as his team-leading

100 receptions tied for the second most ever by a Bengal, and his 1216 receiving yards made him just the eighth receiver in NFL history to reach the 1000-yard mark in each of his first three seasons. Though a home loss to Houston on Nov. 12 snapped the four-game winning streak, the Bengals carried a 5-4 record into a Thursday Night Football game at Baltimore which figured to be pivotal in the AFC North race. Burrow threw a TD pass to HB Joe Mixon in the second quarter which gave the Bengals a 10-7 lead, but he suffered a wrist injury on the scoring play and missed the remainder of the contest. The following day on Nov. 17, head coach Zac Taylor announced that Burrow required surgery for a torn wrist ligament and would be out for the remainder of the season. The team then turned its focus to backup QB Jake Browning, a first-year player who had spent the previous four seasons primarily on the practice squads of Minnesota and Cincinnati. In the first significant action of his career, Browning started the Bengals' final seven games and helped steer the team to a 4-3 record. That stretch was highlighted by a three-game winning streak in December which vaulted the Bengals from 5-6 to 8-6, firmly in the mix of the playoff race. Browning's performance during the streak was noteworthy, and it included AFC Offensive Player of the Week accolades for his game on Monday Night Football at Jacksonville on Dec. 4, when he completed 86.5 percent of his passes — the fifth highest percentage in team history — for 354 yards, to lead Cincinnati to an overtime victory. Over the final seven weeks of the season, Browning ranked second in the league in passing yards (1868) and completion percentage (71.5). He became just the third QB since 1950 to pass for at least 1500 yards and 10 TDs with a completion percentage of 70 or higher in his first seven career starts. Although the team finished the 2023 season with a winning record, Cincinnati dropped two of its final three games to finish fourth in a highly competitive AFC North Division and miss the postseason. In fact, the AFC North was the first division since the NFL West in 1935 in which each team finished the regular season with a winning record, and the Bengals became the first team in league history to win nine games and finish last in its division. While the Bengals' defense did not rank among the league's leading units, several Bengals defenders did enjoy statistical career years individually. DE Trey Hendrickson, who along with Chase earned his third straight Pro Bowl nod, posted a career-high 17.5 sacks, which tied for second in the NFL and ranked as second most in team history. In addition, second-year CB Cam Taylor-Britt emerged as a promising contributor with four INTs, which tied for the team lead with LB Logan Wilson, who also recorded a career-high 135 tackles. The Bengals inducted two new members into the team's Ring of Honor during a halftime ceremony at the Monday Night Football home game against the L.A. Rams on Sept. 25, as former QB Boomer Esiason and WR Chad Johnson were voted in by season ticket members. That contest also was the second annual White Bengal game. Then for a nationally televised game on Sunday Night Football vs. the Buffalo Bills on Nov. 5 — for the first time — the team invited fans to "Stripe The Jungle," with different sections of Paycor Stadium wearing predominantly orange apparel and other sections wearing predominantly black. The effect was an appearance that the bowl of the stadium was colored in massive Bengals stripes.

ALL-TIME RESULTS

REGULAR SEASON AND POSTSEASON BY YEAR

All-time regular-season record: 394-471-5 (239-193-2 home, 155-277-2 road, 0-1-1 neutral)

All-time postseason record: 10-16 (7-5 home, 3-8 road, 0-3 neutral)

(All games listed are Sunday afternoon games unless noted otherwise. Opponents are capitalized for games in which the Bengals were the home team, including those games played at neutral sites. The two regular-season, neutral-site games were played in London, England in 2016 and '19.)

1968

3-11-0 (2-5 HOME, 1-6 ROAD) 5TH IN AFL WEST

HEAD COACH: PAUL BROWN

DATE	OPPONENT	W-L	SCORE	ATT.	STADIUM/NOTES
Sept. 6	at San Diego Chargers.....	L	13-29	33,687	San Diego Stadium/Friday night
Sept. 15	DENVER BRONCOS.....	W	24-10	25,049	Nippert Stadium
Sept. 22	BUFFALO BILLS.....	W	34-23	24,045	Nippert Stadium
Sept. 29	SAN DIEGO CHARGERS.....	L	10-31	28,642	Nippert Stadium
Oct. 6	at Denver Broncos.....	L	7-10	41,257	Bears Stadium
Oct. 13	at Kansas City Chiefs.....	L	3-13	47,096	Municipal Stadium
Oct. 20	MIAMI DOLPHINS.....	L	22-24	25,942	Nippert Stadium
Oct. 27	at Oakland Raiders.....	L	10-31	37,083	Oakland Coliseum
Nov. 3	HOUSTON OILERS.....	L	17-27	24,012	Nippert Stadium
Nov. 10	KANSAS CITY CHIEFS.....	L	9-16	25,537	Nippert Stadium
Nov. 17	at Miami Dolphins.....	W	38-21	31,747	Orange Bowl
Nov. 24	OAKLAND RAIDERS.....	L	0-34	27,116	Nippert Stadium
Dec. 1	at Boston Patriots.....	L	14-33	17,796	Fenway Park
Dec. 8	at N.Y. Jets.....	L	14-27	61,111	Shea Stadium
Dec. 15	— BYE —				

REGULAR-SEASON TOTALS 3-11-0 215-329 — Regular-season home att.: 180,343

1969

4-9-1 (4-3 HOME, 0-6-1 ROAD) 5TH IN AFL WEST

HEAD COACH: PAUL BROWN

DATE	OPPONENT	W-L	SCORE	ATT.	STADIUM/NOTES
Sept. 14	MIAMI DOLPHINS.....	W	27-21	25,335	Nippert Stadium
Sept. 21	SAN DIEGO CHARGERS.....	W	34-20	26,243	Nippert Stadium
Sept. 28	KANSAS CITY CHIEFS.....	W	24-19	27,812	Nippert Stadium
Oct. 4	at San Diego Chargers.....	L	14-21	52,748	San Diego Stadium/Saturday night
Oct. 12	N.Y. JETS.....	L	7-21	27,927	Nippert Stadium
Oct. 19	DENVER BRONCOS.....	L	23-30	27,920	Nippert Stadium
Oct. 26	at Kansas City Chiefs.....	L	22-42	50,934	Municipal Stadium
Nov. 2	OAKLAND RAIDERS.....	W	31-17	27,927	Nippert Stadium
Nov. 9	at Houston Oilers.....	T	31-31	45,298	Astrodome
Nov. 16	BOSTON PATRIOTS.....	L	14-25	25,913	Nippert Stadium
Nov. 23	at N.Y. Jets.....	L	7-40	62,128	Shea Stadium
Nov. 30	at Buffalo Bills.....	L	13-16	35,122	War Memorial Stadium
Dec. 7	at Oakland Raiders.....	L	17-37	54,427	Oakland Coliseum
Dec. 14	at Denver Broncos.....	L	16-27	42,198	Mile High Stadium

REGULAR-SEASON TOTALS 4-9-1 280-367 — Regular-season home att.: 189,077

1970

8-6-0 (5-2 HOME, 3-4 ROAD) 1ST IN AFC CENTRAL

HEAD COACH: PAUL BROWN

DATE	OPPONENT	W-L	SCORE	ATT.	STADIUM/NOTES
Sept. 20	OAKLAND RAIDERS.....	W	31-21	56,616	Riverfront Stadium
Sept. 27	at Detroit Lions.....	L	3-38	58,202	Tiger Stadium
Oct. 4	HOUSTON OILERS.....	L	13-20	55,094	Riverfront Stadium
Oct. 11	at Cleveland Browns.....	L	27-30	83,520	Cleveland Stadium
Oct. 18	KANSAS CITY CHIEFS.....	L	19-27	57,265	Riverfront Stadium
Oct. 25	at Washington Redskins.....	L	0-20	50,415	RFK Stadium
Nov. 2	at Pittsburgh Steelers.....	L	10-21	38,968	Three Rivers Stadium/Monday night
Nov. 8	at Buffalo Bills.....	W	43-14	43,587	War Memorial Stadium
Nov. 15	CLEVELAND BROWNS.....	W	14-10	60,007	Riverfront Stadium
Nov. 22	PITTSBURGH STEELERS.....	W	34-7	59,276	Riverfront Stadium
Nov. 29	NEW ORLEANS SAINTS.....	W	26-6	59,342	Riverfront Stadium
Dec. 6	at San Diego Chargers.....	W	17-14	41,461	San Diego Stadium
Dec. 13	at Houston Oilers.....	W	30-20	34,435	Astrodome
Dec. 20	BOSTON PATRIOTS.....	W	45-7	60,157	Riverfront Stadium

REGULAR-SEASON TOTALS 8-6-0 312-255 — Regular-season home att.: 407,757

AFC DIVISIONAL PLAYOFF

Dec. 26	at Baltimore Colts.....	L	0-17	51,127	Memorial/Saturday afternoon
---------	-------------------------	---	------	--------	-----------------------------

1971

4-10-0 (3-4 HOME, 1-6 ROAD) 4TH IN AFC CENTRAL

HEAD COACH: PAUL BROWN

DATE	OPPONENT	W-L	SCORE	ATT.	STADIUM/NOTES
Sept. 19	PHILADELPHIA EAGLES.....	W	37-14	55,880	Riverfront Stadium
Sept. 26	at Pittsburgh Steelers.....	L	10-21	48,448	Three Rivers Stadium
Oct. 3	at Green Bay Packers.....	L	17-20	56,263	Lambeau Field
Oct. 10	MIAMI DOLPHINS.....	L	13-23	60,099	Riverfront Stadium
Oct. 17	CLEVELAND BROWNS.....	L	24-27	60,284	Riverfront Stadium
Oct. 24	at Oakland Raiders.....	L	27-31	54,699	Oakland Coliseum
Oct. 31	at Houston Oilers.....	L	6-10	37,947	Astrodome
Nov. 7	ATLANTA FALCONS.....	L	6-9	59,604	Riverfront Stadium
Nov. 14	at Denver Broncos.....	W	24-10	51,200	Mile High Stadium
Nov. 21	HOUSTON OILERS.....	W	28-13	59,390	Riverfront Stadium
Nov. 28	SAN DIEGO CHARGERS.....	W	31-0	59,580	Riverfront Stadium
Dec. 5	at Cleveland Browns.....	L	27-31	82,705	Cleveland Stadium
Dec. 12	PITTSBURGH STEELERS.....	L	13-21	60,022	Riverfront Stadium
Dec. 19	at N.Y. Jets.....	L	21-35	63,151	Shea Stadium

REGULAR-SEASON TOTALS 4-10-0 284-265 — Regular-season home att.: 414,859

1972

8-6-0 (4-3 HOME, 4-3 ROAD) 3RD IN AFC CENTRAL

HEAD COACH: PAUL BROWN

DATE	OPPONENT	W-L	SCORE	ATT.	STADIUM/NOTES
Sept. 17	at New England Patriots.....	W	31-7	60,999	Schaefer Stadium
Sept. 24	PITTSBURGH STEELERS.....	W	15-10	54,292	Riverfront Stadium
Oct. 1	at Cleveland Browns.....	L	6-27	81,564	Cleveland Stadium
Oct. 8	DENVER BRONCOS.....	W	21-10	55,812	Riverfront Stadium
Oct. 15	at Kansas City Chiefs.....	W	23-16	79,068	Arrowhead Stadium
Oct. 22	at L.A. Rams.....	L	12-15	73,385	Los Angeles Coliseum
Oct. 29	HOUSTON OILERS.....	W	30-7	59,409	Riverfront Stadium
Nov. 5	at Pittsburgh Steelers.....	L	17-40	50,350	Three Rivers Stadium
Nov. 12	OAKLAND RAIDERS.....	L	14-20	59,485	Riverfront Stadium
Nov. 19	BALTIMORE COLTS.....	L	19-20	49,512	Riverfront Stadium
Nov. 26	at Chicago Bears.....	W	13-3	55,701	Soldier Field
Dec. 3	N.Y. GIANTS.....	W	13-10	59,523	Riverfront Stadium
Dec. 9	CLEVELAND BROWNS.....	L	24-27	59,524	Riverfront Stadium/Saturday afternoon
Dec. 17	at Houston Oilers.....	W	61-17	32,482	Astrodome

REGULAR-SEASON TOTALS 8-6-0 299-229 — Regular-season home att.: 397,557

1973

10-4-0 (7-0 HOME, 3-4 ROAD) 1ST IN AFC CENTRAL

HEAD COACH: PAUL BROWN

DATE	OPPONENT	W-L	SCORE	ATT.	STADIUM/NOTES
Sept. 16	at Denver Broncos.....	L	10-28	49,059	Mile High Stadium
Sept. 23	HOUSTON OILERS.....	W	24-10	51,823	Riverfront Stadium
Sept. 30	at San Diego Chargers.....	W	20-13	46,733	San Diego Stadium
Oct. 7	at Cleveland Browns.....	L	10-17	70,805	Cleveland Stadium
Oct. 14	PITTSBURGH STEELERS.....	W	19-7	55,819	Riverfront Stadium
Oct. 21	KANSAS CITY CHIEFS.....	W	14-6	56,397	Riverfront Stadium
Oct. 28	at Pittsburgh Steelers.....	L	13-20	45,761	Three Rivers Stadium
Nov. 4	at Dallas Cowboys.....	L	10-38	54,944	Texas Stadium
Nov. 11	at Buffalo Bills.....	W	16-13	76,927	Rich Stadium
Nov. 18	N.Y. JETS.....	W	20-14	55,745	Riverfront Stadium
Nov. 25	ST. LOUIS CARDINALS.....	W	42-24	50,918	Riverfront Stadium
Dec. 2	MINNESOTA VIKINGS.....	W	27-0	57,859	Riverfront Stadium
Dec. 9	CLEVELAND BROWNS.....	W	34-17	58,266	Riverfront Stadium
Dec. 16	at Houston Oilers.....	W	27-24	21,955	Astrodome

REGULAR-SEASON TOTALS 10-4-0 286-231 — Regular-season home att.: 386,827

AFC DIVISIONAL PLAYOFF

Dec. 23	at Miami Dolphins.....	L	16-34	74,651	Orange Bowl
---------	------------------------	---	-------	--------	-------------

1974

7-7-0 (4-3 HOME, 3-4 ROAD) 3RD IN AFC CENTRAL

HEAD COACH: PAUL BROWN

DATE	OPPONENT	W-L	SCORE	ATT.	STADIUM/NOTES
Sept. 15	CLEVELAND BROWNS.....	W	33-7	53,113	Riverfront Stadium
Sept. 22	SAN DIEGO CHARGERS.....	L	17-20	51,178	Riverfront Stadium
Sept. 29	at San Francisco 49ers.....	W	21-3	49,895	Candlestick Park
Oct. 6	WASHINGTON REDSKINS.....	W	28-17	56,175	Riverfront Stadium
Oct. 13	at Cleveland Browns.....	W	34-24	70,897	Cleveland Stadium
Oct. 20	at Oakland Raiders.....	L	27-30	51,821	Oakland Coliseum
Oct. 27	HOUSTON OILERS.....	L	21-34	55,434	Riverfront Stadium
Nov. 3	at Baltimore Colts.....	W	24-14	36,110	Memorial Stadium
Nov. 10	PITTSBURGH STEELERS.....	W	17-10	57,532	Riverfront Stadium
Nov. 17	at Houston Oilers.....	L	3-20	44,054	Astrodome
Nov. 24	KANSAS CITY CHIEFS.....	W	33-6	49,777	Riverfront Stadium
Dec. 2	at Miami Dolphins.....	L	3-24	71,962	Orange Bowl/Monday night
Dec. 8	DETROIT LIONS.....	L	19-23	45,159	Riverfront Stadium
Dec. 14	at Pittsburgh Steelers.....	L	3-27	42,878	Three Rivers Stadium/Saturday afternoon

REGULAR-SEASON TOTALS 7-7-0 283-259 — Regular-season home att.: 368,368

1975

11-3-0 (6-1 HOME, 5-2 ROAD) 2ND IN AFC CENTRAL (WILD CARD QUALIFIER)

HEAD COACH: PAUL BROWN

DATE	OPPONENT	W-L	SCORE	ATT.	STADIUM/NOTES
Sept. 21	CLEVELAND BROWNS.....	W	24-17	52,874	Riverfront Stadium
Sept. 28	at New Orleans Saints.....	W	21-0	52,531	Louisiana Superdome
Oct. 5	at Houston Oilers.....	W	21-19	45,321	Astrodome
Oct. 12	NEW ENGLAND PATRIOTS.....	W	27-10	51,220	Riverfront Stadium
Oct. 19	OAKLAND RAIDERS.....	W	14-10	48,122	Riverfront Stadium
Oct. 26	at Atlanta Falcons.....	W	21-14	45,811	Atlanta-Fulton County Stadium
Nov. 2	PITTSBURGH STEELERS.....	L	24-30	58,418	Riverfront Stadium
Nov. 9	at Denver Broncos.....	W	17-16	49,919	Mile High Stadium
Nov. 17	BUFFALO BILLS.....	W	33-24	56,666	Riverfront Stadium/Monday night
Nov. 23	at Cleveland Browns.....	L	23-35	56,427	Cleveland Stadium
Nov. 30	HOUSTON OILERS.....	W	23-19	46,128	Riverfront Stadium
Dec. 7	at Philadelphia Eagles.....	W	31-0	56,984	Veterans Stadium
Dec. 13	at Pittsburgh Steelers.....	L	14-35	48,889	Three Rivers Stadium/Saturday afternoon
Dec. 21	SAN DIEGO CHARGERS.....	W	47-17	46,474	Riverfront Stadium

REGULAR-SEASON TOTALS 11-3-0 340-246 — Regular-season home att.: 359,902

AFC DIVISIONAL PLAYOFF

Dec. 28	at Oakland Raiders.....	L	28-31	53,030	Oakland Coliseum
---------	-------------------------	---	-------	--------	------------------

(All-time results — regular season and postseason, continued)

1976
10-4-0 (6-1 HOME, 4-3 ROAD) 2ND IN AFC CENTRAL
HEAD COACH: BILL JOHNSON
DATE OPPONENT W-L SCORE ATT. STADIUM/NOTES
REGULAR-SEASON TOTALS 10-4-0 335-210 — Regular-season home att.: 362,908

1977
8-6-0 (5-2 HOME, 3-4 ROAD) 2ND IN AFC CENTRAL
HEAD COACH: BILL JOHNSON
DATE OPPONENT W-L SCORE ATT. STADIUM/NOTES
REGULAR-SEASON TOTALS 8-6-0 238-235 — Regular-season home att.: 321,586

1978
4-12-0 (3-5 HOME, 1-7 ROAD) 4TH IN AFC CENTRAL
HEAD COACHES: BILL JOHNSON (0-5), HOMER RICE (4-7)
DATE OPPONENT W-L SCORE ATT. STADIUM/NOTES
REGULAR-SEASON TOTALS 4-12-0 252-284 — Regular-season home att.: 355,451

1979
4-12-0 (4-4 HOME, 0-8 ROAD) 4TH IN AFC CENTRAL
HEAD COACH: HOMER RICE
DATE OPPONENT W-L SCORE ATT. STADIUM/NOTES
REGULAR-SEASON TOTALS 4-12-0 337-421 — Regular-season home att.: 329,946

1980
6-10-0 (3-5 HOME, 3-5 ROAD) 4TH IN AFC CENTRAL
HEAD COACH: FORREST GREGG
DATE OPPONENT W-L SCORE ATT. STADIUM/NOTES
REGULAR-SEASON TOTALS 6-10-0 244-312 — Regular-season home att.: 363,552

1981
12-4-0 (6-2 HOME, 6-2 ROAD) 1ST IN AFC CENTRAL
HEAD COACH: FORREST GREGG
DATE OPPONENT W-L SCORE ATT. STADIUM/NOTES
REGULAR-SEASON TOTALS 12-4-0 421-304 — Regular-season home att.: 422,430

AFC DIVISIONAL PLAYOFF
AFC CHAMPIONSHIP
SUPER BOWL XVI (AT PONTIAC, MICH.)
Jan. 3 BUFFALO BILLSW 28-21 55,420 Riverfront Stadium
Jan. 10 SAN DIEGO CHARGERSW 27-7 46,302 Riverfront/"Freezer Bowl" (-59° wind chill)
Jan. 24 SAN FRANCISCO 49ERSL 21-26 81,270 Pontiac Silverdome

1982
7-2-0 (4-0 HOME, 3-2 ROAD) 3RD IN AFC
HEAD COACH: FORREST GREGG
DATE OPPONENT W-L SCORE ATT. STADIUM/NOTES
REGULAR-SEASON TOTALS 7-2-0 232-177 — Regular-season home att.: 215,233

FIRST-ROUND PLAYOFF (SUPER BOWL TOURNAMENT)
Jan. 9 N.Y. JETS.....L 17-44 57,560 Riverfront Stadium

1983
7-9-0 (4-4 HOME, 3-5 ROAD) 3RD IN AFC CENTRAL
HEAD COACH: FORREST GREGG
DATE OPPONENT W-L SCORE ATT. STADIUM/NOTES
REGULAR-SEASON TOTALS 7-9-0 346-302 — Regular-season home att.: 397,484

(All-time results — regular season and postseason, continued)

1984
8-8-0 (5-3 HOME, 3-5 ROAD) 2ND IN AFC CENTRAL
HEAD COACH: SAM WYCHE
DATE OPPONENT W-L SCORE ATT. STADIUM/NOTES
Sept. 2 at Denver Broncos.....L 17-20 74,178 Mile High Stadium
Sept. 9 KANSAS CITY CHIEFS.....L 22-27 47,111 Riverfront Stadium
Sept. 16 at N.Y. Jets.....L 23-43 64,193 Giants Stadium
Sept. 23 L.A. RAMS.....L 14-24 45,406 Riverfront Stadium
Oct. 1 at Pittsburgh Steelers.....L 17-38 57,098 Three Rivers Stadium/Monday night
Oct. 7 HOUSTON OILERS.....W 13-3 43,637 Riverfront Stadium
Oct. 14 at New England Patriots.....L 14-20 48,154 Sullivan Stadium
Oct. 21 CLEVELAND BROWNS.....W 12-9 50,667 Riverfront Stadium
Oct. 28 at Houston Oilers.....W 31-13 34,010 Astrodome
Nov. 4 at San Francisco 49ers.....L 17-23 58,324 Candlestick Park
Nov. 11 PITTSBURGH STEELERS.....W 22-20 52,497 Riverfront Stadium
Nov. 18 SEATTLE SEAHAWKS.....L 6-26 50,280 Riverfront Stadium
Nov. 25 ATLANTA FALCONS.....W 35-14 44,678 Riverfront Stadium
Dec. 2 at Cleveland Browns.....W *20-17 51,774 Cleveland Stadium/OT
Dec. 9 at New Orleans Saints.....W 24-21 40,855 Louisiana Superdome
Dec. 16 BUFFALO BILLS.....W 52-21 55,771 Riverfront Stadium
REGULAR-SEASON TOTALS 8-8-0 339-339 — Regular-season home att.: 390,047

1985
7-9-0 (5-3 HOME, 2-6 ROAD) 2ND IN AFC CENTRAL
HEAD COACH: SAM WYCHE
DATE OPPONENT W-L SCORE ATT. STADIUM/NOTES
Sept. 8 SEATTLE SEAHAWKS.....L 24-28 51,625 Riverfront Stadium
Sept. 15 at St. Louis Cardinals.....L 27-41 46,321 Busch Stadium
Sept. 22 SAN DIEGO CHARGERS.....L 41-44 52,270 Riverfront Stadium
Sept. 30 at Pittsburgh Steelers.....W 37-24 59,541 Three Rivers Stadium/Monday night
Oct. 6 N.Y. JETS.....L 20-29 51,785 Riverfront Stadium
Oct. 13 N.Y. GIANTS.....W 35-30 53,112 Riverfront Stadium
Oct. 20 at Houston Oilers.....L 27-44 35,590 Astrodome
Oct. 27 PITTSBURGH STEELERS.....W 26-21 55,421 Riverfront Stadium
Nov. 3 at Buffalo Bills.....W 23-17 25,640 Rich Stadium
Nov. 10 CLEVELAND BROWNS.....W 27-10 57,293 Riverfront Stadium
Nov. 17 at L.A. Raiders.....L 6-13 52,501 Los Angeles Coliseum
Nov. 24 at Cleveland Browns.....L 6-24 74,439 Cleveland Stadium
Dec. 1 HOUSTON OILERS.....W 45-27 46,140 Riverfront Stadium
Dec. 8 DALLAS COWBOYS.....W 50-24 56,936 Riverfront Stadium
Dec. 15 at Washington Redskins.....L 24-27 50,544 RFK Stadium
Dec. 22 at New England Patriots.....L 23-34 57,953 Sullivan Stadium
REGULAR-SEASON TOTALS 7-9-0 441-437 — Regular-season home att.: 424,582

1986
10-6-0 (6-2 HOME, 4-4 ROAD) 2ND IN AFC CENTRAL
HEAD COACH: SAM WYCHE
DATE OPPONENT W-L SCORE ATT. STADIUM/NOTES
Sept. 7 at Kansas City Chiefs.....L 14-24 43,430 Arrowhead Stadium
Sept. 14 BUFFALO BILLS.....W *36-33 52,714 Riverfront Stadium/OT
Sept. 18 at Cleveland Browns.....W 30-13 78,779 Cleveland Stadium/Thursday night
Sept. 28 CHICAGO BEARS.....L 7-44 55,146 Riverfront Stadium
Oct. 5 at Green Bay Packers.....W 34-28 51,230 Milwaukee County Stadium
Oct. 13 PITTSBURGH STEELERS.....W 24-22 54,283 Riverfront Stadium/Monday night
Oct. 19 HOUSTON OILERS.....W 31-28 53,844 Riverfront Stadium
Oct. 26 at Pittsburgh Steelers.....L 9-30 50,815 Three Rivers Stadium
Nov. 2 at Detroit Lions.....W 24-17 52,423 Pontiac Silverdome
Nov. 9 at Houston Oilers.....L 28-32 32,130 Astrodome
Nov. 16 SEATTLE SEAHAWKS.....W 34-7 54,410 Riverfront Stadium
Nov. 23 MINNESOTA VIKINGS.....W 24-20 53,003 Riverfront Stadium
Nov. 30 at Denver Broncos.....L 28-34 58,705 Mile High Stadium
Dec. 7 at New England Patriots.....W 31-7 60,633 Sullivan Stadium
Dec. 14 CLEVELAND BROWNS.....L 3-34 58,062 Riverfront Stadium
Dec. 21 N.Y. JETS.....W 52-21 51,619 Riverfront Stadium
REGULAR-SEASON TOTALS 10-6-0 409-394 — Regular-season home att.: 433,081

1987
4-11-0 (1-7 HOME, 3-4 ROAD) 4TH IN AFC CENTRAL
HEAD COACH: SAM WYCHE
DATE OPPONENT W-L SCORE ATT. STADIUM/NOTES
Sept. 13 at Indianapolis Colts.....W 23-21 59,387 Hoosier Dome
Sept. 20 SAN FRANCISCO 49ERS.....L 26-27 53,498 Riverfront Stadium
— PLAYERS' STRIKE BEGINS, SEPT. 22 —
Sept. 27 at L.A. Rams..... — — — Game canceled due to players' strike
Oct. 4 SAN DIEGO CHARGERS.....L 9-10 18,074 Riverfront Stadium/strike replacement game
Oct. 11 at Seattle Seahawks.....W 17-10 31,739 Kingdome/strike replacement game
— PLAYERS' STRIKE ENDS AT 24 DAYS, OCT. 15 —
Oct. 18 CLEVELAND BROWNS.....L 0-34 40,179 Riverfront Stadium/strike replacement game
Oct. 25 at Pittsburgh Steelers.....L 20-23 53,692 Three Rivers Stadium
Nov. 1 HOUSTON OILERS.....L 29-31 52,700 Riverfront Stadium
Nov. 8 MIAMI DOLPHINS.....L 14-20 53,840 Riverfront Stadium
Nov. 15 at Atlanta Falcons.....W 16-10 25,758 Atlanta-Fulton County Stadium
Nov. 22 PITTSBURGH STEELERS.....L 16-30 59,910 Riverfront Stadium
Nov. 29 at N.Y. Jets.....L 20-27 41,135 Giants Stadium
Dec. 6 KANSAS CITY CHIEFS.....W *30-27 46,489 Riverfront Stadium/OT
Dec. 13 at Cleveland Browns.....L 24-38 77,331 Cleveland Stadium
Dec. 20 NEW ORLEANS SAINTS.....L 24-41 43,424 Riverfront Stadium
Dec. 27 at Houston Oilers.....L 17-21 49,775 Astrodome
REGULAR-SEASON TOTALS 4-11-0 285-370 — Regular-season home att.: 376,249

1988
12-4-0 (8-0 HOME, 4-4 ROAD) 1ST IN AFC CENTRAL
HEAD COACH: SAM WYCHE
DATE OPPONENT W-L SCORE ATT. STADIUM/NOTES
Sept. 4 PHOENIX CARDINALS.....W 21-14 50,404 Riverfront Stadium
Sept. 11 at Philadelphia Eagles.....W 28-24 66,459 Veterans Stadium
Sept. 18 at Pittsburgh Steelers.....W 17-12 56,647 Three Rivers Stadium
Sept. 25 CLEVELAND BROWNS.....W 24-17 54,943 Riverfront Stadium
Oct. 2 at L.A. Raiders.....W 45-21 42,594 Los Angeles Coliseum
Oct. 9 N.Y. JETS.....W 36-19 57,482 Riverfront Stadium
Oct. 16 at New England Patriots.....L 21-27 59,969 Foxboro Stadium
Oct. 23 HOUSTON OILERS.....W 44-21 54,659 Riverfront Stadium
Oct. 30 at Cleveland Browns.....L 16-23 79,147 Cleveland Stadium
Nov. 6 PITTSBURGH STEELERS.....W 42-7 56,403 Riverfront Stadium
Nov. 13 at Kansas City Chiefs.....L 28-31 34,614 Arrowhead Stadium
Nov. 20 at Dallas Cowboys.....W 38-24 37,865 Texas Stadium
Nov. 27 BUFFALO BILLS.....W 35-21 58,672 Riverfront Stadium
Dec. 4 SAN DIEGO CHARGERS.....W 27-10 56,866 Riverfront Stadium
Dec. 11 at Houston Oilers.....L 6-41 50,269 Astrodome
Dec. 17 WASHINGTON REDSKINS.....W *20-17 52,157 Riverfront Stadium/Sat. afternoon/OT
REGULAR-SEASON TOTALS 12-4-0 448-329 — Regular-season home att.: 441,586
AFC DIVISIONAL PLAYOFF
Dec. 31 SEATTLE SEAHAWKS.....W 21-13 58,560 Riverfront Stadium/Saturday afternoon
AFC CHAMPIONSHIP
Jan. 8 BUFFALO BILLS.....W 21-10 59,747 Riverfront Stadium
SUPER BOWL XXIII (AT MIAMI, FLA.)
Jan. 22 San Francisco 49ers.....L 16-20 75,129 Joe Robbie Stadium/Sunday night

1989
8-8-0 (5-3 HOME, 3-5 ROAD) 4TH IN AFC CENTRAL
HEAD COACH: SAM WYCHE
DATE OPPONENT W-L SCORE ATT. STADIUM/NOTES
Sept. 10 at Chicago Bears.....L 14-17 64,730 Soldier Field
Sept. 17 PITTSBURGH STEELERS.....W 41-10 53,885 Riverfront Stadium
Sept. 25 CLEVELAND BROWNS.....W 21-14 55,996 Riverfront Stadium/Monday night
Oct. 1 at Kansas City Chiefs.....W 21-17 61,165 Arrowhead Stadium
Oct. 8 at Pittsburgh Steelers.....W 26-16 52,785 Three Rivers Stadium
Oct. 15 MIAMI DOLPHINS.....L 13-20 58,184 Riverfront Stadium
Oct. 22 INDIANAPOLIS COLTS.....L 12-23 57,642 Riverfront Stadium
Oct. 29 TAMPA BAY BUCCANEERS.....W 56-23 57,225 Riverfront Stadium
Nov. 5 at L.A. Raiders.....L 7-28 51,080 Los Angeles Coliseum
Nov. 13 at Houston Oilers.....L 24-26 60,694 Astrodome/Monday night
Nov. 19 DETROIT LIONS.....W 42-7 55,720 Riverfront Stadium
Nov. 26 at Buffalo Bills.....L 7-24 80,074 Rich Stadium
Dec. 3 at Cleveland Browns.....W 21-0 76,236 Cleveland Stadium
Dec. 10 SEATTLE SEAHAWKS.....L 17-24 54,744 Riverfront Stadium
Dec. 17 HOUSTON OILERS.....W 61-7 47,510 Riverfront Stadium
Dec. 25 at Minnesota Vikings.....L 21-29 58,829 Metrodome/Monday night
REGULAR-SEASON TOTALS 8-8-0 404-285 — Regular-season home att.: 440,906

1990
9-7-0 (5-3 HOME, 4-4 ROAD) 1ST IN AFC CENTRAL
HEAD COACH: SAM WYCHE
DATE OPPONENT W-L SCORE ATT. STADIUM/NOTES
Sept. 9 N.Y. JETS.....W 25-20 56,467 Riverfront Stadium
Sept. 16 at San Diego Chargers.....W 21-16 48,098 San Diego Jack Murphy Stadium
Sept. 23 NEW ENGLAND PATRIOTS.....W 41-7 56,470 Riverfront Stadium
Oct. 1 at Seattle Seahawks.....L 16-31 60,135 Kingdome/Monday night
Oct. 7 at L.A. Rams.....W *34-31 62,619 Anaheim Stadium/OT
Oct. 14 at Houston Oilers.....L 17-48 53,501 Astrodome
Oct. 22 at Cleveland Browns.....W 34-13 78,567 Cleveland Stadium/Monday night
Oct. 28 at Atlanta Falcons.....L 17-38 53,214 Alltana-Fulton County Stadium/Sun. night
Nov. 4 NEW ORLEANS SAINTS.....L 7-21 60,067 Riverfront Stadium
Nov. 11 — BYE —
Nov. 18 PITTSBURGH STEELERS.....W 27-3 60,064 Riverfront Stadium/Sunday night
Nov. 25 INDIANAPOLIS COLTS.....L 20-34 60,051 Riverfront Stadium
Dec. 2 at Pittsburgh Steelers.....W 16-12 58,200 Three Rivers Stadium
Dec. 9 SAN FRANCISCO 49ERS.....L *17-20 60,084 Riverfront Stadium/OT
Dec. 16 at L.A. Raiders.....L 7-24 54,132 Los Angeles Coliseum
Dec. 23 HOUSTON OILERS.....W 40-20 60,044 Riverfront Stadium
Dec. 30 CLEVELAND BROWNS.....W 21-14 60,041 Riverfront Stadium
REGULAR-SEASON TOTALS 9-7-0 360-352 — Regular-season home att.: 473,288
AFC WILD CARD PLAYOFF
Jan. 6 HOUSTON OILERS.....W 41-14 60,012 Riverfront Stadium
AFC DIVISIONAL PLAYOFF
Jan. 13 at L.A. Raiders.....L 10-20 92,045 Los Angeles Coliseum

1991
3-13-0 (3-5 HOME, 0-8 ROAD) 4TH IN AFC CENTRAL
HEAD COACH: SAM WYCHE
DATE OPPONENT W-L SCORE ATT. STADIUM/NOTES
Sept. 1 at Denver Broncos.....L 14-45 72,855 Mile High Stadium
Sept. 8 HOUSTON OILERS.....L 7-30 56,463 Riverfront Stadium/Sunday night
Sept. 15 at Cleveland Browns.....L 13-14 78,269 Cleveland Stadium
Sept. 22 WASHINGTON REDSKINS.....L 27-34 52,038 Riverfront Stadium
Sept. 29 — BYE —
Oct. 6 SEATTLE SEAHAWKS.....L 7-13 60,010 Riverfront Stadium
Oct. 13 at Dallas Cowboys.....L 23-35 63,275 Texas Stadium
Oct. 21 at Buffalo Bills.....L 16-35 80,131 Rich Stadium/Monday night
Oct. 27 at Houston Oilers.....L 3-35 58,634 Astrodome
Nov. 3 CLEVELAND BROWNS.....W 23-21 55,077 Riverfront Stadium
Nov. 10 PITTSBURGH STEELERS.....L *27-33 55,503 Riverfront Stadium/OT
Nov. 17 at Philadelphia Eagles.....L 10-17 63,189 Veterans Stadium
Nov. 24 L.A. RAIDERS.....L 14-38 52,044 Riverfront Stadium
Dec. 1 N.Y. GIANTS.....W 27-24 45,063 Riverfront Stadium
Dec. 9 at Miami Dolphins.....L 13-37 60,616 Joe Robbie Stadium/Monday night
Dec. 15 at Pittsburgh Steelers.....L 10-17 35,420 Three Rivers Stadium
Dec. 22 NEW ENGLAND PATRIOTS.....W 29-7 46,394 Riverfront Stadium
REGULAR-SEASON TOTALS 3-13-0 263-435 — Regular-season home att.: 422,592

(All-time results — regular season and postseason, continued)

1992						
5-11-0 (3-5 HOME, 2-6 ROAD)				4TH IN AFC CENTRAL		
HEAD COACH: DAVE SHULA						
DATE	OPPONENT	W-L	SCORE	ATT.	STADIUM/NOTES	
Sept. 6	at Seattle Seahawks	W	21-3	57,350	Kingdome	
Sept. 13	L.A. RAIDERS	W	*24-21	54,240	Riverfront Stadium/*OT	
Sept. 20	at Green Bay Packers	L	23-24	57,272	Lambeau Field	
Sept. 27	MINNESOTA VIKINGS	L	7-42	53,847	Riverfront Stadium	
Oct. 4	— BYE —					
Oct. 11	HOUSTON OILERS	L	24-38	54,254	Riverfront Stadium	
Oct. 19	at Pittsburgh Steelers	L	0-20	55,411	Three Rivers Stadium/Monday night	
Oct. 25	at Houston Oilers	L	10-26	58,701	Astrodome	
Nov. 1	CLEVELAND BROWNS	W	30-10	54,765	Riverfront Stadium	
Nov. 8	at Chicago Bears	W	*31-28	56,120	Soldier Field/Sunday night/*OT	
Nov. 15	at N.Y. Jets	L	14-17	60,196	Giants Stadium	
Nov. 22	DETROIT LIONS	L	13-19	48,574	Riverfront Stadium	
Nov. 29	PITTSBURGH STEELERS	L	9-21	54,253	Riverfront Stadium	
Dec. 6	at Cleveland Browns	L	21-37	68,368	Cleveland Stadium	
Dec. 13	at San Diego Chargers	L	10-27	50,579	San Diego Jack Murphy Stadium	
Dec. 20	NEW ENGLAND PATRIOTS	W	20-10	45,355	Riverfront Stadium	
Dec. 27	INDIANAPOLIS COLTS	L	17-21	47,837	Riverfront Stadium	
REGULAR-SEASON TOTALS		5-11-0	274-364	—	Regular-season home att.: 413,125	

1993						
3-13-0 (3-5 HOME, 0-8 ROAD)				4TH IN AFC CENTRAL		
HEAD COACH: DAVE SHULA						
DATE	OPPONENT	W-L	SCORE	ATT.	STADIUM/NOTES	
Sept. 5	at Cleveland Browns	L	14-27	75,508	Cleveland Stadium	
Sept. 12	INDIANAPOLIS COLTS	L	6-9	50,299	Riverfront Stadium	
Sept. 19	at Pittsburgh Steelers	L	7-34	53,682	Three Rivers Stadium	
Sept. 26	SEATTLE SEAHAWKS	L	10-19	46,880	Riverfront Stadium	
Oct. 3	— BYE —					
Oct. 10	at Kansas City Chiefs	L	15-17	75,394	Arrowhead Stadium	
Oct. 17	CLEVELAND BROWNS	L	17-28	55,647	Riverfront Stadium	
Oct. 24	at Houston Oilers	L	12-28	50,039	Astrodome	
Oct. 31	— BYE —					
Nov. 7	PITTSBURGH STEELERS	L	16-24	51,202	Riverfront Stadium	
Nov. 14	HOUSTON OILERS	L	3-38	42,347	Riverfront Stadium	
Nov. 21	at N.Y. Jets	L	12-17	64,264	Giants Stadium	
Nov. 28	L.A. RAIDERS	W	16-10	43,272	Riverfront Stadium	
Dec. 5	at San Francisco 49ers	L	8-21	60,039	Candlestick Park/Sunday night	
Dec. 12	at New England Patriots	L	2-7	29,794	Foxboro Stadium	
Dec. 19	L.A. RAMS	W	15-3	36,612	Riverfront Stadium	
Dec. 26	ATLANTA FALCONS	W	21-17	27,014	Riverfront Stadium	
Jan. 2	at New Orleans Saints	L	13-20	58,036	Louisiana Superdome	
REGULAR-SEASON TOTALS		3-13-0	187-319	—	Regular-season home att.: 353,273	

1994						
3-13-0 (2-6 HOME, 1-7 ROAD)				3RD IN AFC CENTRAL		
HEAD COACH: DAVE SHULA						
DATE	OPPONENT	W-L	SCORE	ATT.	STADIUM/NOTES	
Sept. 4	CLEVELAND BROWNS	L	20-28	52,778	Riverfront Stadium	
Sept. 11	at San Diego Chargers	L	10-27	53,217	San Diego Jack Murphy Stadium	
Sept. 18	NEW ENGLAND PATRIOTS	L	28-31	46,640	Riverfront Stadium	
Sept. 25	at Houston Oilers	L	13-20	44,253	Astrodome	
Oct. 2	MIAMI DOLPHINS	L	7-23	55,056	Riverfront Stadium/Sunday night	
Oct. 9	— BYE —					
Oct. 16	at Pittsburgh Steelers	L	10-14	55,353	Three Rivers Stadium	
Oct. 23	at Cleveland Browns	L	13-37	77,588	Cleveland Stadium	
Oct. 30	DALLAS COWBOYS	L	20-23	57,096	Riverfront Stadium	
Nov. 6	at Seattle Seahawks	W	*20-17	46,630	Kingdome/*OT	
Nov. 13	HOUSTON OILERS	W	34-31	54,908	Riverfront Stadium	
Nov. 20	INDIANAPOLIS COLTS	L	13-17	55,566	Riverfront Stadium	
Nov. 27	at Denver Broncos	L	13-15	69,714	Mile High Stadium	
Dec. 4	PITTSBURGH STEELERS	L	15-38	53,401	Riverfront Stadium	
Dec. 11	at N.Y. Giants	L	20-27	67,530	Giants Stadium	
Dec. 18	at Arizona Cardinals	L	7-28	50,110	Sun Devil Stadium	
Dec. 24	PHILADELPHIA EAGLES	W	33-30	39,923	Riverfront Stadium/Saturday afternoon	
REGULAR-SEASON TOTALS		3-13-0	276-406	—	Regular-season home att.: 415,368	

1995						
7-9-0 (3-5 HOME, 4-4 ROAD)				2ND IN AFC CENTRAL		
HEAD COACH: DAVE SHULA						
DATE	OPPONENT	W-L	SCORE	ATT.	STADIUM/NOTES	
Sept. 3	at Indianapolis Colts	W	*24-21	42,445	RCA Dome/*OT	
Sept. 10	JACKSONVILLE JAGUARS	W	24-17	48,318	Riverfront Stadium	
Sept. 17	at Seattle Seahawks	L	21-24	39,492	Kingdome	
Sept. 24	HOUSTON OILERS	L	28-38	46,332	Riverfront Stadium	
Oct. 1	MIAMI DOLPHINS	L	23-26	52,671	Riverfront Stadium	
Oct. 8	at Tampa Bay Buccaneers	L	16-19	41,732	Tampa Stadium	
Oct. 15	— BYE —					
Oct. 19	at Pittsburgh Steelers	W	27-9	56,684	Three Rivers Stadium/Thursday night	
Oct. 29	CLEVELAND BROWNS	L	*26-29	58,639	Riverfront Stadium/*OT	
Nov. 5	OAKLAND RAIDERS	L	17-20	51,265	Riverfront Stadium	
Nov. 12	at Houston Oilers	W	32-25	32,998	Astrodome	
Nov. 19	PITTSBURGH STEELERS	L	31-49	54,636	Riverfront Stadium	
Nov. 26	at Jacksonville Jaguars	W	17-13	68,249	Jacksonville Municipal Stadium	
Dec. 3	at Green Bay Packers	L	10-24	60,318	Lambeau Field	
Dec. 10	CHICAGO BEARS	W	16-10	38,642	Riverfront Stadium	
Dec. 17	at Cleveland Browns	L	10-26	55,875	Cleveland Stadium	
Dec. 24	MINNESOTA VIKINGS	W	27-24	34,568	Riverfront Stadium	
REGULAR-SEASON TOTALS		7-9-0	349-374	—	Regular-season home att.: 385,071	

1996						
8-8-0 (6-2 HOME, 2-6 ROAD)				3RD IN AFC CENTRAL		
HEAD COACHES: DAVE SHULA (1-6), BRUCE COSLET (7-2)						
DATE	OPPONENT	W-L	SCORE	ATT.	STADIUM/NOTES	
Sept. 1	at St. Louis Rams	L	16-26	62,659	Trans World Dome	
Sept. 8	at San Diego Chargers	L	14-27	55,880	San Diego Jack Murphy Stadium	
Sept. 15	NEW ORLEANS SAINTS	W	30-15	45,412	Cinergy Field	
Sept. 22	— BYE —					
Sept. 29	DENVER BRONCOS	L	10-14	51,798	Cinergy Field	
Oct. 6	HOUSTON OILERS	L	*27-30	44,680	Cinergy Field/Sunday night/*OT	
Oct. 13	at Pittsburgh Steelers	L	10-20	58,875	Three Rivers Stadium	
Oct. 20	at San Francisco 49ers	L	21-28	63,218	3Com Park	
Oct. 27	JACKSONVILLE JAGUARS	W	28-21	45,890	Cinergy Field	
Nov. 3	at Baltimore Ravens	W	24-21	60,743	Memorial Stadium	
Nov. 10	PITTSBURGH STEELERS	W	34-24	57,265	Cinergy Field	
Nov. 17	at Buffalo Bills	L	17-31	75,549	Rich Stadium	
Nov. 24	ATLANTA FALCONS	W	41-31	44,868	Cinergy Field	
Dec. 1	at Jacksonville Jaguars	L	27-30	57,408	Jacksonville Municipal Stadium	
Dec. 8	BALTIMORE RAVENS	W	21-14	43,022	Cinergy Field	
Dec. 15	at Houston Oilers	W	21-13	15,131	Astrodome	
Dec. 22	INDIANAPOLIS COLTS	W	31-24	49,389	Cinergy Field	
REGULAR-SEASON TOTALS		8-8-0	372-369	—	Regular-season home att.: 382,324	

1997						
7-9-0 (6-2 HOME, 1-7 ROAD)				4TH IN AFC CENTRAL		
HEAD COACH: BRUCE COSLET						
DATE	OPPONENT	W-L	SCORE	ATT.	STADIUM/NOTES	
Aug. 31	ARIZONA CARDINALS	W	24-21	53,644	Cinergy Field	
Sept. 7	at Baltimore Ravens	L	10-23	52,968	Memorial Stadium	
Sept. 14	— BYE —					
Sept. 21	at Denver Broncos	L	20-38	73,871	Mile High Stadium	
Sept. 28	N.Y. JETS	L	14-31	57,209	Cinergy Field	
Oct. 5	at Jacksonville Jaguars	L	13-21	67,128	ALLTEL Stadium	
Oct. 12	at Tennessee Oilers	L	7-30	17,071	Liberty Bowl (Memphis)	
Oct. 19	PITTSBURGH STEELERS	L	10-26	60,020	Cinergy Field	
Oct. 26	at N.Y. Giants	L	27-29	72,584	Giants Stadium	
Nov. 2	SAN DIEGO CHARGERS	W	38-31	53,754	Cinergy Field	
Nov. 9	at Indianapolis Colts	W	28-13	58,473	RCA Dome	
Nov. 16	at Pittsburgh Steelers	L	3-20	55,226	Three Rivers Stadium	
Nov. 23	JACKSONVILLE JAGUARS	W	31-26	55,158	Cinergy Field	
Nov. 30	at Philadelphia Eagles	L	42-44	66,223	Veterans Stadium	
Dec. 4	TENNESSEE OILERS	W	41-14	49,086	Cinergy Field/Thursday night	
Dec. 14	DALLAS COWBOYS	W	31-24	60,043	Cinergy Field	
Dec. 21	BALTIMORE RAVENS	W	16-14	50,917	Cinergy Field	
REGULAR-SEASON TOTALS		7-9-0	355-405	—	Regular-season home att.: 439,831	

1998						
3-13-0 (1-7 HOME, 2-6 ROAD)				5TH IN AFC CENTRAL		
HEAD COACH: BRUCE COSLET						
DATE	OPPONENT	W-L	SCORE	ATT.	STADIUM/NOTES	
Sept. 6	TENNESSEE OILERS	L	14-23	55,848	Cinergy Field	
Sept. 13	at Detroit Lions	W	*34-28	66,354	Pontiac Silverdome/*OT	
Sept. 20	GREEN BAY PACKERS	L	6-13	56,346	Cinergy Field	
Sept. 27	at Baltimore Ravens	L	24-31	68,154	Ravens Stadium at Camden Yards/Sunday night	
Oct. 4	— BYE —					
Oct. 11	PITTSBURGH STEELERS	W	25-20	59,979	Cinergy Field	
Oct. 18	at Tennessee Oilers	L	14-44	33,288	Vanderbilt Stadium	
Oct. 25	at Oakland Raiders	L	10-27	40,089	Network Associates Coliseum	
Nov. 1	DENVER BRONCOS	L	26-33	59,974	Cinergy Field	
Nov. 8	at Jacksonville Jaguars	L	11-24	67,040	ALLTEL Stadium	
Nov. 15	at Minnesota Vikings	L	3-24	64,232	Metrodome	
Nov. 22	BALTIMORE RAVENS	L	13-20	52,571	Cinergy Field	
Nov. 29	JACKSONVILLE JAGUARS	L	17-34	55,432	Cinergy Field	
Dec. 6	BUFFALO BILLS	L	20-33	54,359	Cinergy Field	
Dec. 13	at Indianapolis Colts	L	26-39	55,179	RCA Dome	
Dec. 20	at Pittsburgh Steelers	W	25-24	52,017	Three Rivers Stadium	
Dec. 27	TAMPA BAY BUCCANEERS	L	0-35	49,826	Cinergy Field	
REGULAR-SEASON TOTALS		3-13-0	268-452	—	Regular-season home att.: 444,335	

1999						
4-12-0 (2-6 HOME, 2-6 ROAD)				5TH IN AFC CENTRAL		
HEAD COACH: BRUCE COSLET						
DATE	OPPONENT	W-L	SCORE	ATT.	STADIUM/NOTES	
Sept. 12	at Tennessee Titans	L	35-36	65,272	Adelphia Coliseum	
Sept. 19	SAN DIEGO CHARGERS	L	7-34	47,660	Cinergy Field	
Sept. 26	at Carolina Panthers	L	3-27	61,269	Ericsson Stadium	
Oct. 3	ST. LOUIS RAMS	L	10-38	45,481	Cinergy Field	
Oct. 10	at Cleveland Browns	W	18-17	73,048	Cleveland Browns Stadium	
Oct. 17	PITTSBURGH STEELERS	L	3-17	59,669	Cinergy Field	
Oct. 24	at Indianapolis Colts	L	10-31	55,996	RCA Dome	
Oct. 31	JACKSONVILLE JAGUARS	L	10-41	49,138	Cinergy Field	
Nov. 7	at Seattle Seahawks	L	20-37	66,303	Kingdome	
Nov. 14	TENNESSEE TITANS	L	14-24	46,017	Cinergy Field	
Nov. 21	BALTIMORE RAVENS	L	31-34	43,279	Cinergy Field	
Nov. 28	at Pittsburgh Steelers	W	27-20	50,907	Three Rivers Stadium	
Dec. 5	SAN FRANCISCO 49ERS	W	44-30	53,643	Cinergy Field	
Dec. 12	CLEVELAND BROWNS	W	44-28	59,972	Cinergy Field	
Dec. 19	— BYE —					
Dec. 26	at Baltimore Ravens	L	0-22	68,036	PSINet Stadium	
Jan. 2	at Jacksonville Jaguars	L	7-24	70,532	ALLTEL Stadium	
REGULAR-SEASON TOTALS		4-12-0	283-460	—	Regular-season home att.: 404,679	

(All-time results — regular season and postseason, continued)

2000					
4-12-0 (3-5 HOME, 1-7 ROAD)			5TH IN AFC CENTRAL		
HEAD COACHES: BRUCE COSLET (0-3), DICK LEBEAU (4-9)					
DATE	OPPONENT	W-L	SCORE	ATT.	STADIUM/NOTES
Sept. 3	— BYE —				
Sept. 10	CLEVELAND BROWNS.....L	7-24	64,006		Paul Brown Stadium
Sept. 17	at Jacksonville Jaguars.....L	0-13	45,653		ALLTEL Stadium
Sept. 24	at Baltimore Ravens.....L	0-37	68,481		PSINet Stadium
Oct. 1	MIAMI DOLPHINS.....L	16-31	61,535		Paul Brown Stadium
Oct. 8	TENNESSEE TITANS.....L	14-23	63,406		Paul Brown Stadium
Oct. 15	at Pittsburgh Steelers.....L	0-15	54,328		Three Rivers Stadium
Oct. 22	DENVER BRONCOS.....W	31-21	61,603		Paul Brown Stadium
Oct. 29	at Cleveland Browns.....W	12-3	73,118		Cleveland Browns Stadium
Nov. 5	BALTIMORE RAVENS.....L	7-27	54,759		Paul Brown Stadium
Nov. 12	at Dallas Cowboys.....L	6-23	62,170		Texas Stadium
Nov. 19	at New England Patriots.....L	13-16	60,292		Foxboro Stadium
Nov. 26	PITTSBURGH STEELERS.....L	28-48	63,925		Paul Brown Stadium
Dec. 3	ARIZONA CARDINALS.....W	24-13	50,289		Paul Brown Stadium
Dec. 10	at Tennessee Titans.....L	3-35	68,498		Adelphia Coliseum
Dec. 17	JACKSONVILLE JAGUARS.....W	17-14	50,469		Paul Brown Stadium
Dec. 24	at Philadelphia Eagles.....L	7-16	64,902		Veterans Stadium
REGULAR-SEASON TOTALS		4-12-0	185-359	—	Regular-season home att.: 469,992

2001					
6-10-0 (4-4 HOME, 2-6 ROAD)			6TH IN AFC CENTRAL		
HEAD COACH: DICK LEBEAU					
DATE	OPPONENT	W-L	SCORE	ATT.	STADIUM/NOTES
Sept. 9	NEW ENGLAND PATRIOTS.....W	23-17	51,521		Paul Brown Stadium
Sept. 16	at Tennessee Titans**.....—	—	—		**Sept. 16-17 NFL games not played due to Sept. 11 terrorist attacks/all games rescheduled for Jan. 6
Sept. 23	BALTIMORE RAVENS.....W	21-10	51,121		Paul Brown Stadium
Sept. 30	at San Diego Chargers.....L	14-28	56,048		Qualcomm Stadium
Oct. 7	at Pittsburgh Steelers.....L	7-16	62,335		Heinz Field
Oct. 14	CLEVELAND BROWNS.....W	24-14	64,217		Paul Brown Stadium
Oct. 21	CHICAGO BEARS.....L	0-24	63,408		Paul Brown Stadium
Oct. 28	at Detroit Lions.....W	31-27	69,343		Pontiac Silverdome
Nov. 4	— BYE —				
Nov. 11	at Jacksonville Jaguars.....L	13-30	57,161		ALLTEL Stadium
Nov. 18	TENNESSEE TITANS.....L	7-20	63,865		Paul Brown Stadium
Nov. 25	at Cleveland Browns.....L	0-18	72,918		Cleveland Browns Stadium
Dec. 2	TAMPA BAY BUCCANEERS.....L	*13-16	52,135		Paul Brown Stadium*OT
Dec. 9	JACKSONVILLE JAGUARS.....L	10-14	44,920		Paul Brown Stadium
Dec. 16	at N.Y. Jets.....L	14-15	77,745		Giants Stadium
Dec. 23	at Baltimore Ravens.....L	0-16	68,987		PSINet Stadium
Dec. 30	PITTSBURGH STEELERS.....W	*26-23	63,751		Paul Brown Stadium*OT
Jan. 6	at Tennessee Titans**.....W	23-21	68,798		Adelphia Coliseum**Rescheduled from Sept. 16
REGULAR-SEASON TOTALS		6-10-0	226-309	—	Regular-season home att.: 454,938

2002					
2-14-0 (1-7 HOME, 1-7 ROAD)			4TH IN AFC NORTH		
HEAD COACH: DICK LEBEAU					
DATE	OPPONENT	W-L	SCORE	ATT.	STADIUM/NOTES
Sept. 8	SAN DIEGO CHARGERS.....L	6-34	53,705		Paul Brown Stadium
Sept. 15	at Cleveland Browns.....L	7-20	73,358		Cleveland Browns Stadium
Sept. 22	at Atlanta Falcons.....L	3-30	68,129		Georgia Dome/Sunday night
Sept. 29	TAMPA BAY BUCCANEERS.....L	7-35	57,234		Paul Brown Stadium
Oct. 6	at Indianapolis Colts.....L	21-28	56,570		RCA Dome
Oct. 13	PITTSBURGH STEELERS.....L	7-34	63,900		Paul Brown Stadium
Oct. 20	— BYE —				
Oct. 27	TENNESSEE TITANS.....L	24-30	52,822		Paul Brown Stadium
Nov. 3	at Houston Texans.....W	38-3	69,827		Reliant Stadium
Nov. 10	at Baltimore Ravens.....L	27-38	69,024		Ravens Stadium
Nov. 17	CLEVELAND BROWNS.....L	20-27	64,060		Paul Brown Stadium
Nov. 24	at Pittsburgh Steelers.....L	21-29	60,473		Heinz Field
Dec. 1	BALTIMORE RAVENS.....L	23-27	44,878		Paul Brown Stadium
Dec. 8	at Carolina Panthers.....L	31-52	66,799		Ericsson Stadium
Dec. 15	JACKSONVILLE JAGUARS.....L	15-29	42,092		Paul Brown Stadium
Dec. 22	NEW ORLEANS SAINTS.....W	20-13	43,544		Paul Brown Stadium
Dec. 29	at Buffalo Bills.....L	9-27	47,850		Ralph Wilson Stadium
REGULAR-SEASON TOTALS		2-14-0	279-456	—	Regular-season home att.: 422,235

2003					
8-8-0 (5-3 HOME, 3-5 ROAD)			2ND IN AFC NORTH		
HEAD COACH: MARVIN LEWIS					
DATE	OPPONENT	W-L	SCORE	ATT.	STADIUM/NOTES
Sept. 7	DENVER BRONCOS.....L	10-30	63,820		Paul Brown Stadium
Sept. 14	at Oakland Raiders.....L	20-23	50,135		Network Associates Coliseum
Sept. 21	PITTSBURGH STEELERS.....L	10-17	64,596		Paul Brown Stadium
Sept. 28	at Cleveland Browns.....W	21-14	73,428		Cleveland Browns Stadium
Oct. 5	at Buffalo Bills.....L	*16-22	72,615		Ralph Wilson Stadium*OT
Oct. 12	— BYE —				
Oct. 19	BALTIMORE RAVENS.....W	34-26	53,553		Paul Brown Stadium
Oct. 26	SEATTLE SEAHAWKS.....W	27-24	52,131		Paul Brown Stadium
Nov. 2	at Arizona Cardinals.....L	14-17	23,531		Sun Devil Stadium
Nov. 9	HOUSTON TEXANS.....W	34-27	50,437		Paul Brown Stadium
Nov. 16	KANSAS CITY CHIEFS.....W	24-19	64,923		Paul Brown Stadium
Nov. 23	at San Diego Chargers.....W	34-27	52,069		Qualcomm Stadium
Nov. 30	at Pittsburgh Steelers.....W	24-20	58,797		Heinz Field
Dec. 7	at Baltimore Ravens.....L	13-31	69,468		M&T Bank Stadium
Dec. 14	SAN FRANCISCO 49ERS.....W	41-38	64,666		Paul Brown Stadium
Dec. 21	at St. Louis Rams.....L	10-27	66,061		Edward Jones Dome
Dec. 28	CLEVELAND BROWNS.....L	14-22	65,362		Paul Brown Stadium
REGULAR-SEASON TOTALS		8-8-0	346-384	—	Regular-season home att.: 479,488

2004					
8-8-0 (5-3 HOME, 3-5 ROAD)			3RD IN AFC NORTH		
HEAD COACH: MARVIN LEWIS					
DATE	OPPONENT	W-L	SCORE	ATT.	STADIUM/NOTES
Sept. 12	at N.Y. Jets.....L	24-31	77,230		The Meadowlands
Sept. 19	MIAMI DOLPHINS.....W	16-13	65,705		Paul Brown Stadium/Sunday night
Sept. 26	BALTIMORE RAVENS.....L	9-23	65,575		Paul Brown Stadium
Oct. 3	at Pittsburgh Steelers.....L	17-28	62,402		Heinz Field
Oct. 10	— BYE —				
Oct. 17	at Cleveland Browns.....L	17-34	73,263		Cleveland Browns Stadium
Oct. 25	DENVER BRONCOS.....W	23-10	65,806		Paul Brown Stadium/Monday night
Oct. 31	at Tennessee Titans.....L	20-27	68,932		The Coliseum
Nov. 7	DALLAS COWBOYS.....W	26-3	65,721		Paul Brown Stadium
Nov. 14	at Washington Redskins.....W	17-10	87,786		FedExField
Nov. 21	PITTSBURGH STEELERS.....L	14-19	65,780		Paul Brown Stadium
Nov. 28	CLEVELAND BROWNS.....W	58-48	65,677		Paul Brown Stadium
Dec. 5	at Baltimore Ravens.....W	27-26	69,695		M&T Bank Stadium
Dec. 12	at New England Patriots.....L	28-35	68,756		Gillette Stadium
Dec. 19	BUFFALO BILLS.....L	17-33	65,378		Paul Brown Stadium
Dec. 26	N.Y. GIANTS.....W	23-22	64,606		Paul Brown Stadium
Jan. 2	at Philadelphia Eagles.....W	38-10	67,074		Lincoln Financial Field
REGULAR-SEASON TOTALS		8-8-0	374-372	—	Regular-season home att.: 524,248

2005					
11-5-0 (5-3 HOME, 6-2 ROAD)			1ST IN AFC NORTH		
HEAD COACH: MARVIN LEWIS					
DATE	OPPONENT	W-L	SCORE	ATT.	STADIUM/NOTES
Sept. 11	at Cleveland Browns.....W	27-13	73,013		Cleveland Browns Stadium
Sept. 18	MINNESOTA VIKINGS.....W	37-8	65,763		Paul Brown Stadium
Sept. 25	at Chicago Bears.....W	24-7	62,045		Soldier Field
Oct. 2	HOUSTON TEXANS.....W	16-10	65,714		Paul Brown Stadium
Oct. 9	at Jacksonville Jaguars.....L	20-23	66,137		ALLTEL Stadium/Sunday night
Oct. 16	at Tennessee Titans.....W	31-23	69,149		The Coliseum
Oct. 23	PITTSBURGH STEELERS.....L	13-27	66,104		Paul Brown Stadium
Oct. 30	GREEN BAY PACKERS.....W	21-14	65,940		Paul Brown Stadium
Nov. 6	at Baltimore Ravens.....W	21-9	70,540		M&T Bank Stadium
Nov. 13	— BYE —				
Nov. 20	INDIANAPOLIS COLTS.....L	37-45	65,995		Paul Brown Stadium
Nov. 27	BALTIMORE RAVENS.....W	42-29	65,680		Paul Brown Stadium
Dec. 4	at Pittsburgh Steelers.....W	38-31	63,044		Heinz Field
Dec. 11	CLEVELAND BROWNS.....W	23-20	65,788		Paul Brown Stadium
Dec. 18	at Detroit Lions.....W	41-17	61,749		Ford Field
Dec. 24	BUFFALO BILLS.....L	27-37	65,485		Paul Brown Stadium/Saturday afternoon
Jan. 1	at Kansas City Chiefs.....L	3-37	77,211		Arrowhead Stadium
REGULAR-SEASON TOTALS		11-5-0	421-350	—	Regular-season home att.: 526,469
AFC WILD CARD PLAYOFF					
Jan. 8	PITTSBURGH STEELERS.....L	17-31	65,870		Paul Brown Stadium

2006					
8-8-0 (4-4 HOME, 4-4 ROAD)			2ND IN AFC NORTH		
HEAD COACH: MARVIN LEWIS					
DATE	OPPONENT	W-L	SCORE	ATT.	STADIUM/NOTES
Sept. 10	at Kansas City Chiefs.....W	23-10	77,956		Arrowhead Stadium
Sept. 17	CLEVELAND BROWNS.....W	34-17	66,072		Paul Brown Stadium
Sept. 24	at Pittsburgh Steelers.....W	28-20	64,922		Heinz Field
Oct. 1	NEW ENGLAND PATRIOTS.....L	13-38	66,035		Paul Brown Stadium
Oct. 8	— BYE —				
Oct. 15	at Tampa Bay Buccaneers.....L	13-14	65,732		Raymond James Stadium
Oct. 22	CAROLINA PANTHERS.....W	17-14	65,964		Paul Brown Stadium
Oct. 29	ATLANTA FALCONS.....L	27-29	65,978		Paul Brown Stadium
Nov. 5	at Baltimore Ravens.....L	20-26	70,792		M&T Bank Stadium
Nov. 12	SAN DIEGO CHARGERS.....L	41-49	65,917		Paul Brown Stadium
Nov. 19	at New Orleans Saints.....W	31-16	68,001		Louisiana Superdome
Nov. 26	at Cleveland Browns.....W	30-0	72,926		Cleveland Browns Stadium
Nov. 30	BALTIMORE RAVENS.....W	13-7	65,973		Paul Brown Stadium/Thursday night
Dec. 10	OAKLAND RAIDERS.....W	27-10	65,882		Paul Brown Stadium
Dec. 18	at Indianapolis Colts.....L	16-34	57,292		RCA Dome/Monday night
Dec. 24	at Denver Broncos.....L	23-24	75,759		INVESCO Field at Mile High
Dec. 31	PITTSBURGH STEELERS.....L	*17-23	66,049		Paul Brown Stadium*OT
REGULAR-SEASON TOTALS		8-8-0	373-331	—	Regular-season home att.: 527,870

2007					
7-9-0 (5-3 HOME, 2-6 ROAD)			3RD IN AFC NORTH		
HEAD COACH: MARVIN LEWIS					
DATE	OPPONENT	W-L	SCORE	ATT.	STADIUM/NOTES
Sept. 10	BALTIMORE RAVENS.....W	27-20	66,093		Paul Brown Stadium/Monday night
Sept. 16	at Cleveland Browns.....L	45-51	72,801		Cleveland Browns Stadium
Sept. 23	at Seattle Seahawks.....L	21-24	68,110		Owest Field
Oct. 1	NEW ENGLAND PATRIOTS.....L	13-34	66,113		Paul Brown Stadium/Monday night
Oct. 7	— BYE —				
Oct. 14	at Kansas City Chiefs.....L	20-27	76,846		Arrowhead Stadium
Oct. 21	N.Y. JETS.....W	38-31	65,868		Paul Brown Stadium
Oct. 28	PITTSBURGH STEELERS.....L	13-24	66,188		Paul Brown Stadium
Nov. 4	at Buffalo Bills.....L	21-33	70,745		Ralph Wilson Stadium
Nov. 11	at Baltimore Ravens.....W	21-7	71,130		M&T Bank Stadium
Nov. 18	ARIZONA CARDINALS.....L	27-35	65,403		Paul Brown Stadium
Nov. 25	TENNESSEE TITANS.....W	35-6	65,489		Paul Brown Stadium
Dec. 2	at Pittsburgh Steelers.....L	10-24	58,842		Heinz Field/Sunday night
Dec. 9	ST. LOUIS RAMS.....W	19-10	65,143		Paul Brown Stadium
Dec. 15	at San Francisco 49ers.....L	13-20	68,053		Monster Park/Saturday night
Dec. 23	CLEVELAND BROWNS.....W	19-14	66,023		Paul Brown Stadium
Dec. 30	at Miami Dolphins.....W	38-25	70,461		Dolphin Stadium
REGULAR-SEASON TOTALS		7-9-0	380-385	—	Regular-season home att.: 526,320

(All-time results — regular season and postseason, continued)

2008 4-11-1 (3-4-1 HOME, 1-7 ROAD) 3RD IN AFC NORTH HEAD COACH: MARVIN LEWIS

2009 10-6-0 (6-2 HOME, 4-4 ROAD) 1ST IN AFC NORTH HEAD COACH: MARVIN LEWIS

2010 4-12-0 (3-5 HOME, 1-7 ROAD) 4TH IN AFC NORTH HEAD COACH: MARVIN LEWIS

2011 9-7-0 (4-4 HOME, 5-3 ROAD) 3RD IN AFC NORTH (WILD CARD QUALIFIER) HEAD COACH: MARVIN LEWIS

2012 10-6-0 (4-4 HOME, 6-2 ROAD) 2ND IN AFC NORTH (WILD CARD QUALIFIER) HEAD COACH: MARVIN LEWIS

2013 11-5-0 (8-0 HOME, 3-5 ROAD) 1ST IN AFC NORTH HEAD COACH: MARVIN LEWIS

2014 10-5-1 (5-2-1 HOME, 5-3 ROAD) 2ND IN AFC NORTH (WILD CARD QUALIFIER) HEAD COACH: MARVIN LEWIS

2015 12-4-0 (6-2 HOME, 6-2 ROAD) 1ST IN AFC NORTH HEAD COACH: MARVIN LEWIS

(All-time results — regular season and postseason, continued)

2016					
6-9-1 (4-3 HOME, 2-6 ROAD, 0-0-1 NEUTRAL) 3RD IN AFC NORTH					
HEAD COACH: MARVIN LEWIS					
DATE	OPPONENT	W-L	SCORE	ATT.	STADIUM/NOTES
Sept. 11	at N.Y. JetsW	23-22	78,160	MetLife Stadium
Sept. 18	at Pittsburgh SteelersL	16-24	65,072	Heinz Field
Sept. 25	DENVER BRONCOSL	17-29	63,850	Paul Brown Stadium
Sept. 29	MIAMI DOLPHINSW	22-7	60,834	Paul Brown Stadium/Thursday night
Oct. 9	at Dallas CowboysL	14-28	91,653	AT&T Stadium
Oct. 16	at New England PatriotsL	17-35	66,829	Gillette Stadium
Oct. 23	CLEVELAND BROWNSW	31-17	65,047	Paul Brown Stadium
Oct. 30	VS. WASHINGTON REDSKINS	...T	*27-27	84,488	Wembley Stadium (London, England)/OT
Nov. 6	— BYE —				
Nov. 14	at N.Y. GiantsL	20-21	76,218	MetLife Stadium/Monday night
Nov. 20	BUFFALO BILLSL	12-16	61,356	Paul Brown Stadium
Nov. 27	at Baltimore RavensL	14-19	70,903	M&T Bank Stadium
Dec. 4	PHILADELPHIA EAGLESW	32-14	55,456	Paul Brown Stadium
Dec. 11	at Cleveland BrownsW	23-10	60,028	FirstEnergy Stadium
Dec. 18	PITTSBURGH STEELERSL	20-24	62,096	Paul Brown Stadium (flexed from 8:25 to 1)
Dec. 24	at Houston TexansL	10-12	71,836	NRG Stadium/Saturday night
Jan. 1	BALTIMORE RAVENSW	27-10	54,944	Paul Brown Stadium
REGULAR-SEASON TOTALS		6-9-1	325-315	—	Reg.-season home att.: 423,583 (7 games)

2017					
7-9-0 (4-4 HOME, 3-5 ROAD) 3RD IN AFC NORTH					
HEAD COACH: MARVIN LEWIS					
DATE	OPPONENT	W-L	SCORE	ATT.	STADIUM/NOTES
Sept. 10	BALTIMORE RAVENSL	0-20	55,254	Paul Brown Stadium
Sept. 14	HOUSTON TEXANSL	9-13	52,942	Paul Brown Stadium/Thursday night
Sept. 24	at Green Bay PackersL	*24-27	78,323	Lambeau Field/OT
Oct. 1	at Cleveland BrownsW	31-7	67,431	FirstEnergy Stadium
Oct. 8	BUFFALO BILLSW	20-16	52,367	Paul Brown Stadium
Oct. 15	— BYE —				
Oct. 22	at Pittsburgh SteelersL	14-29	65,363	Heinz Field
Oct. 29	INDIANAPOLIS COLTSW	24-23	57,901	Paul Brown Stadium
Nov. 5	at Jacksonville JaguarsL	7-23	60,720	EverBank Field
Nov. 12	at Tennessee TitansL	20-24	67,432	Nissan Stadium
Nov. 19	at Denver BroncosW	20-17	75,707	Sports Authority Field at Mile High
Nov. 26	CLEVELAND BROWNSW	30-16	51,710	Paul Brown Stadium
Dec. 4	PITTSBURGH STEELERSL	20-23	56,029	Paul Brown Stadium/Monday night
Dec. 10	CHICAGO BEARSL	7-33	52,002	Paul Brown Stadium
Dec. 17	at Minnesota VikingsL	7-34	66,833	U.S. Bank Stadium
Dec. 24	DETROIT LIONSW	26-17	47,732	Paul Brown Stadium
Dec. 31	at Baltimore RavensW	31-27	70,507	M&T Bank Stadium
REGULAR-SEASON TOTALS		7-9-0	290-349	—	Regular-season home att.: 425,937

2018					
6-10-0 (4-4 HOME, 2-6 ROAD) 4TH IN AFC NORTH					
HEAD COACH: MARVIN LEWIS					
DATE	OPPONENT	W-L	SCORE	ATT.	STADIUM/NOTES
Sept. 9	at Indianapolis ColtsW	34-23	58,699	Lucas Oil Stadium
Sept. 13	BALTIMORE RAVENSW	34-23	50,018	Paul Brown Stadium/Thursday night
Sept. 23	at Carolina PanthersL	21-31	72,161	Bank of America Stadium
Sept. 30	at Atlanta FalconsW	37-36	71,985	Mercedes-Benz Stadium
Oct. 7	MIAMI DOLPHINSW	27-17	52,708	Paul Brown Stadium
Oct. 14	PITTSBURGH STEELERSL	21-28	60,594	Paul Brown Stadium
Oct. 21	at Kansas City ChiefsL	10-45	75,676	Arrowhead Stad./Sun. night (flexed from 1)
Oct. 28	TAMPA BAY BUCCANEERSW	37-34	45,134	Paul Brown Stadium
Nov. 4	— BYE —				
Nov. 11	NEW ORLEANS SAINTSL	14-51	52,492	Paul Brown Stadium
Nov. 18	at Baltimore RavensL	21-24	70,077	M&T Bank Stadium
Nov. 25	CLEVELAND BROWNSL	20-35	56,122	Paul Brown Stadium
Dec. 2	DENVER BRONCOSL	10-24	44,392	Paul Brown Stadium
Dec. 9	at L.A. ChargersL	21-26	25,358	StubHub Center
Dec. 16	OAKLAND RAIDERSW	30-16	44,568	Paul Brown Stadium
Dec. 23	at Cleveland BrownsL	18-26	67,431	FirstEnergy Stadium
Dec. 30	at Pittsburgh SteelersL	13-16	63,874	Heinz Field
REGULAR-SEASON TOTALS		6-10-0	368-455	—	Regular-season home att.: 406,028

2019					
2-14-0 (2-6 HOME, 0-8 ROAD) 4TH IN AFC NORTH					
HEAD COACH: ZAC TAYLOR					
DATE	OPPONENT	W-L	SCORE	ATT.	STADIUM/NOTES
Sept. 8	at Seattle SeahawksL	20-21	68,710	CenturyLink Field
Sept. 15	SAN FRANCISCO 49ERSL	17-41	50,666	Paul Brown Stadium
Sept. 22	at Buffalo BillsL	17-21	69,448	New Era Field
Sept. 30	at Pittsburgh SteelersL	3-27	57,959	Heinz Field/Monday night
Oct. 6	ARIZONA CARDINALSL	23-26	46,012	Paul Brown Stadium
Oct. 13	at Baltimore RavensL	17-23	70,051	M&T Bank Stadium
Oct. 20	JACKSONVILLE JAGUARSL	17-27	42,784	Paul Brown Stadium
Oct. 27	vs. L.A. RamsL	10-24	83,720	Wembley Stadium (London, England)
Nov. 3	— BYE —				
Nov. 10	BALTIMORE RAVENSL	13-49	45,918	Paul Brown Stadium
Nov. 17	at Oakland RaidersL	10-17	51,921	Oakland-Alameda County Coliseum
Nov. 24	PITTSBURGH STEELERSL	10-16	47,423	Paul Brown Stadium
Dec. 1	N.Y. JETSW	22-6	39,804	Paul Brown Stadium
Dec. 8	at Cleveland BrownsL	19-27	67,431	FirstEnergy Stadium
Dec. 15	NEW ENGLAND PATRIOTSL	13-34	57,066	Paul Brown Stadium
Dec. 22	at Miami DolphinsL	*35-38	60,968	Hard Rock Stadium/OT
Dec. 29	CLEVELAND BROWNSW	33-23	47,759	Paul Brown Stadium
REGULAR-SEASON TOTALS		2-14-0	279-420	—	Regular-season home att.: 377,432

2020					
4-11-1 (3-5 HOME, 1-6-1 ROAD) 4TH IN AFC NORTH					
HEAD COACH: ZAC TAYLOR					
DATE	OPPONENT	W-L	SCORE	ATT.	STADIUM/NOTES
Sept. 13	L.A. CHARGERSL	13-16	—	Paul Brown Stadium
Sept. 17	at Cleveland BrownsL	30-35	6000	FirstEnergy Stadium/Thursday night
Sept. 27	at Philadelphia EaglesT	*23-23	—	Lincoln Financial Field/OT
Oct. 4	JACKSONVILLE JAGUARSW	33-25	6243	Paul Brown Stadium
Oct. 11	at Baltimore RavensL	3-27	—	M&T Bank Stadium
Oct. 18	at Indianapolis ColtsL	27-31	12,453	Lucas Oil Stadium
Oct. 25	CLEVELAND BROWNSL	34-37	9732	Paul Brown Stadium
Nov. 1	TENNESSEE TITANSW	31-20	9712	Paul Brown Stadium
Nov. 8	— BYE —				
Nov. 15	at Pittsburgh SteelersL	10-36	5909	Heinz Field
Nov. 22	at Washington Football TeamL	9-20	—	FedExField
Nov. 29	N.Y. GIANTSL	17-19	10,208	Paul Brown Stadium
Dec. 6	at Miami DolphinsL	7-19	12,577	Hard Rock Stadium
Dec. 13	DALLAS COWBOYSL	7-30	10,322	Paul Brown Stadium
Dec. 21	PITTSBURGH STEELERSW	27-17	10,249	Paul Brown Stadium/Monday night
Dec. 27	at Houston TexansW	37-31	12,344	NRG Stadium
Jan. 3	BALTIMORE RAVENSL	3-38	10,499	Paul Brown Stadium
REGULAR-SEASON TOTALS		4-11-1	311-424	—	Regular-season home att.: 66,965

2021					
10-7-0 (5-4 HOME, 5-3 ROAD) 1ST IN AFC NORTH					
HEAD COACH: ZAC TAYLOR					
DATE	OPPONENT	W-L	SCORE	ATT.	STADIUM/NOTES
Sept. 12	MINNESOTA VIKINGSW	*27-24	56,525	Paul Brown Stadium/OT
Sept. 19	at Chicago BearsL	17-20	60,840	Soldier Field
Sept. 26	at Pittsburgh SteelersW	24-10	58,076	Heinz Field
Sept. 30	JACKSONVILLE JAGUARSW	24-21	63,198	Paul Brown Stadium/Thursday night
Oct. 10	GREEN BAY PACKERSL	*22-25	64,195	Paul Brown Stadium/OT
Oct. 17	at Detroit LionsW	34-11	50,831	Ford Field
Oct. 24	at Baltimore RavensW	41-17	70,659	M&T Bank Stadium
Oct. 31	at N.Y. JetsL	31-34	67,503	MetLife Stadium
Nov. 7	CLEVELAND BROWNSL	16-41	65,451	Paul Brown Stadium
Nov. 14	— BYE —				
Nov. 21	at Las Vegas RaidersW	32-13	61,712	Allegiant Stadium
Nov. 28	PITTSBURGH STEELERSW	41-10	63,238	Paul Brown Stadium
Dec. 5	L.A. CHARGERSL	22-41	51,414	Paul Brown Stadium
Dec. 12	SAN FRANCISCO 49ERSL	*23-26	50,481	Paul Brown Stadium/OT
Dec. 19	at Denver BroncosW	15-10	76,134	Empower Field at Mile High
Dec. 26	BALTIMORE RAVENSW	41-21	63,922	Paul Brown Stadium
Jan. 2	KANSAS CITY CHIEFSW	34-31	64,505	Paul Brown Stadium
Jan. 9	at Cleveland BrownsL	16-21	67,431	FirstEnergy Stadium
REGULAR-SEASON TOTALS		10-7-0	460-376	—	Regular-season home att.: 542,929

AFC WILD CARD PLAYOFF					
Jan. 15	LAS VEGAS RAIDERSW	26-19	66,277	Paul Brown Stadium/Saturday afternoon

AFC DIVISIONAL PLAYOFF					
Jan. 22	at Tennessee TitansW	19-16	69,242	Nissan Stadium/Saturday afternoon

AFC CHAMPIONSHIP					
Jan. 30	at Kansas City ChiefsW	*27-24	73,377	Arrowhead Stadium/OT

SUPER BOWL LVI (AT INGLEWOOD, CALIF.)					
Feb. 13	L.A. RAMSL	20-23	70,048	SoFi Stadium/Sunday night

2022					
12-4-0 (6-1 HOME, 6-3 ROAD) 1ST IN AFC NORTH					
HEAD COACH: ZAC TAYLOR					
DATE	OPPONENT	W-L	SCORE	ATT.	STADIUM/NOTES
Sept. 11	PITTSBURGH STEELERSL	*20-23	65,841	Paycor Stadium/OT
Sept. 18	at Dallas CowboysL	17-20	92,944	AT&T Stadium
Sept. 25	at N.Y. JetsW	27-12	73,708	MetLife Stadium
Sept. 29	MIAMI DOLPHINSW	27-15	67,260	Paycor Stadium/Thursday night
Oct. 9	at Baltimore RavensL	17-19	70,548	M&T Bank Stadium/Sunday night
Oct. 16	at New Orleans SaintsW	30-26	70,004	Caesars Superdome
Oct. 23	ATLANTA FALCONSW	35-17	66,158	Paycor Stadium
Oct. 31	at Cleveland BrownsL	13-32	67,431	FirstEnergy Stadium/Monday night
Nov. 6	CAROLINA PANTHERSW	42-21	66,160	Paycor Stadium
Nov. 13	— BYE —				
Nov. 20	at Pittsburgh SteelersW	37-30	66,401	Acrisure Stadium (flexed from 8:20 to 4:25)
Nov. 27	at Tennessee TitansW	20-16	69,441	Nissan Stadium
Dec. 4	KANSAS CITY CHIEFSW	27-24	66,243	Paycor Stadium
Dec. 11	CLEVELAND BROWNSW	23-10	66,222	Paycor Stadium
Dec. 18	at Tampa Bay BuccaneersW	34-23	69,305	Raymond James Stadium
Dec. 24	at New England PatriotsW	22-18	65,878	Gillette Stadium
Jan. 2	BUFFALO BILLS—	—	—	Paycor Stadium/Mon. night/Game canceled due to collapse of Bills S Damar Hamlin
Jan. 8	BALTIMORE RAVENSW	27-16	65,849	Paycor Stadium
REGULAR-SEASON TOTALS		12-4-0	418-322	—	Regular-season home att.: 463,733

AFC WILD CARD PLAYOFF					
Jan. 15	BALTIMORE RAVENSW	24-17	66,399	Paycor Stadium/Sunday night

AFC DIVISIONAL PLAYOFF					
Jan. 22	at Buffalo BillsW	27-10	70,733	Highmark Stadium

AFC CHAMPIONSHIP					
Jan. 29	at Kansas City ChiefsL	20-23	73,426	GEHA Field at Arrowhead Stad./Sun. night

(All-time results — regular season and postseason, continued)

2023						
9-8-0 (6-3 HOME, 3-5 ROAD)			4TH IN AFC NORTH			
HEAD COACH: ZAC TAYLOR						
DATE	OPPONENT	W-L	SCORE	ATT.	STADIUM/NOTES	
Sept. 10	at Cleveland Browns	L	3-24	67,919	Cleveland Browns Stadium	
Sept. 17	BALTIMORE RAVENS	L	24-27	66,015	Paycor Stadium	
Sept. 25	L.A. RAMS	W	19-16	65,158	Paycor Stadium/Monday night	
Oct. 1	at Tennessee Titans	L	3-27	68,951	Nissan Stadium	
Oct. 8	at Arizona Cardinals	W	34-20	62,651	State Farm Stadium	
Oct. 15	SEATTLE SEAHAWKS	W	17-13	66,385	Paycor Stadium	
Oct. 22	— BYE —					
Oct. 29	at San Francisco 49ers	W	31-17	71,655	Levi's Stadium	
Nov. 5	BUFFALO BILLS	W	24-18	66,965	Paycor Stadium/Sunday night	
Nov. 12	HOUSTON TEXANS	L	27-30	66,526	Paycor Stadium	
Nov. 16	at Baltimore Ravens	L	20-34	70,997	M&T Bank Stadium/Thursday night	
Nov. 26	PITTSBURGH STEELERS	L	10-16	65,090	Paycor Stadium	
Dec. 4	at Jacksonville Jaguars	W	*34-31	67,951	EverBank Stadium/Monday night/*OT	
Dec. 10	INDIANAPOLIS COLTS	W	34-14	65,981	Paycor Stadium	
Dec. 16	MINNESOTA VIKINGS	W	*27-24	66,376	Paycor Stadium/Saturday afternoon/national TV/*OT	
Dec. 23	at Pittsburgh Steelers	L	11-34	66,646	Acrisure Stadium/Saturday afternoon/national TV	
Dec. 31	at Kansas City Chiefs	L	17-25	73,565	GEHA Field at Arrowhead Stadium	
Jan. 7	CLEVELAND BROWNS	W	31-14	65,865	Paycor Stadium	
REGULAR-SEASON TOTALS		9-8-0	366-384	—	Regular-season home att.: 594,361	

ALL-TIME RESULTS — REGULAR SEASON AND POSTSEASON BY OPPONENT

(The years listed are the seasons in which games were scheduled, not necessarily the calendar years in which games were played.)

ARIZONA CARDINALS

Bengals lead regular-season series, 7-6-0
(Franchise was located in St. Louis through 1987, and it was known as the Phoenix Cardinals from 1988-93)

Table with columns: YEAR, DATE, SITE, W-L, SCORE. Lists game results for Arizona Cardinals from 1973 to 2023.

ATLANTA FALCONS

Bengals lead regular-season series, 10-5-0

Table with columns: YEAR, DATE, SITE, W-L, SCORE. Lists game results for Atlanta Falcons from 1971 to 2023.

BALTIMORE RAVENS

Ravens lead regular-season series, 30-26-0
Bengals lead postseason series, 1-0

Table with columns: YEAR, DATE, SITE, W-L, SCORE. Lists game results for Baltimore Ravens from 1996 to 2019.

Table with columns: YEAR, DATE, SITE, W-L, SCORE. Lists game results for Cincinnati Bengals from 2020 to 2023.

*AFC Wild Card Playoff

BUFFALO BILLS

Bills lead regular-season series, 17-14-0
Bengals lead postseason series, 3-0

Table with columns: YEAR, DATE, SITE, W-L, SCORE. Lists game results for Buffalo Bills from 1968 to 2023.

AFC Divisional Playoff; *AFC Championship

CAROLINA PANTHERS

Regular-season series tied, 3-3-1

Table with columns: YEAR, DATE, SITE, W-L, SCORE. Lists game results for Carolina Panthers from 1999 to 2022.

CHICAGO BEARS

Regular-season series tied, 6-6-0

Table with columns: YEAR, DATE, SITE, W-L, SCORE. Lists game results for Chicago Bears from 1972 to 2021.

CLEVELAND BROWNS

Bengals lead regular-season series, 53-48-0

Table with columns: YEAR, DATE, SITE, W-L, SCORE. Lists game results for Cleveland Browns from 1970 to 2023.

Table with columns: YEAR, DATE, SITE, W-L, SCORE. Lists game results for Cincinnati Bengals from 1975 to 2023.

DALLAS COWBOYS

Cowboys lead regular-season series, 10-4-0

Table with columns: YEAR, DATE, SITE, W-L, SCORE. Lists game results for Dallas Cowboys from 1973 to 2022.

DENVER BRONCOS

Broncos lead regular-season series, 22-11-0

Table with columns: YEAR, DATE, SITE, W-L, SCORE. Lists game results for Denver Broncos from 1968 to 2021.

DETROIT LIONS

Bengals lead regular-season series, 10-3-0

Table with columns: YEAR, DATE, SITE, W-L, SCORE. Lists game results for Detroit Lions from 1970 to 2021.

GREEN BAY PACKERS

Regular-season series tied, 7-7-0

Table with columns: YEAR, DATE, SITE, W-L, SCORE. Lists game results for Green Bay Packers from 1971 to 2021.

(All-time results — by opponent, cont.)

HOUSTON TEXANS

Texans lead regular-season series, 7-5-0

Texans lead postseason series, 2-0

Table with columns: YEAR, DATE, SITE, W-L, SCORE. Lists game results for Houston Texans from 2002 to 2023.

*AFC Wild Card Playoff

INDIANAPOLIS COLTS

Colts lead regular-season series, 18-13-0

Colts lead postseason series, 2-0

(Franchise was located in Baltimore through 1983)

Table with columns: YEAR, DATE, SITE, W-L, SCORE. Lists game results for Indianapolis Colts from 1970 to 2023.

*AFC Wild Card Playoff; **AFC Divisional Playoff

JACKSONVILLE JAGUARS

Jaguars lead regular-season series, 13-12-0

Table with columns: YEAR, DATE, SITE, W-L, SCORE. Lists game results for Jacksonville Jaguars from 1995 to 2023.

KANSAS CITY CHIEFS

Bengals lead regular-season series, 17-15-0

Postseason series tied, 1-1

Table with columns: YEAR, DATE, SITE, W-L, SCORE. Lists game results for Kansas City Chiefs from 1968 to 2023.

***AFC Championship

LAS VEGAS RAIDERS

Raiders lead regular-season series, 19-12-0

Raiders lead postseason series, 2-1

(Franchise was located in Oakland through 1981, in Los Angeles from 1982-94, and then in Oakland again from 1995-2019)

Table with columns: YEAR, DATE, SITE, W-L, SCORE. Lists game results for Las Vegas Raiders from 1968 to 2023.

*AFC Wild Card Playoff; **AFC Divisional Playoff

LOS ANGELES CHARGERS

Chargers lead regular-season series, 22-14-0

Postseason series tied, 1-1

(Franchise was located in San Diego through 2016)

Table with columns: YEAR, DATE, SITE, W-L, SCORE. Lists game results for Los Angeles Chargers from 1968 to 2023.

*AFC Wild Card Playoff; **AFC Championship

LOS ANGELES RAMS

Bengals lead regular-season series, 9-6-0

Rams lead postseason series, 1-0

(Franchise was located in St. Louis from 1995-2015)

Table with columns: YEAR, DATE, SITE, W-L, SCORE. Lists game results for Los Angeles Rams from 1972 to 2023.

###Super Bowl LVI

MIAMI DOLPHINS

Dolphins lead regular-season series, 17-8-0

Dolphins lead postseason series, 1-0

Table with columns: YEAR, DATE, SITE, W-L, SCORE. Lists game results for Miami Dolphins from 1968 to 2023.

**AFC Divisional Playoff

MINNESOTA VIKINGS

Bengals lead regular-season series, 8-7-0

Table with columns: YEAR, DATE, SITE, W-L, SCORE. Lists game results for Minnesota Vikings from 1973 to 2023.

NEW ENGLAND PATRIOTS

Patriots lead regular-season series, 17-10-0

(Franchise was known as the Boston Patriots through 1970)

Table with columns: YEAR, DATE, SITE, W-L, SCORE. Lists game results for New England Patriots from 1968 to 2023.

NEW ORLEANS SAINTS

Bengals lead regular-season series, 8-7-0

Table with columns: YEAR, DATE, SITE, W-L, SCORE. Lists game results for New Orleans Saints from 1970 to 2023.

N.Y. GIANTS

Bengals lead regular-season series, 6-5-0

Table with columns: YEAR, DATE, SITE, W-L, SCORE. Lists game results for New York Giants from 1972 to 2020.

(All-time results — by opponent, cont.)

N.Y. JETS

Jets lead regular-season series, 16-11-0
Jets lead postseason series, 2-0

Table with columns: YEAR, DATE, SITE, W-L, SCORE. Lists game results for the New York Jets from 1968 to 2022.

*AFC First-Round Playoff; **AFC Wild Card Playoff

PHILADELPHIA EAGLES

Bengals lead regular-season series, 9-3-2

Table with columns: YEAR, DATE, SITE, W-L, SCORE. Lists game results for the Philadelphia Eagles from 1971 to 2020.

PITTSBURGH STEELERS

Steelers lead regular-season series, 68-39-0
Steelers lead postseason series, 2-0

Table with columns: YEAR, DATE, SITE, W-L, SCORE. Lists game results for the Pittsburgh Steelers from 1970 to 2022.

Table with columns: YEAR, DATE, SITE, W-L, SCORE. Lists game results for the Cincinnati Bengals from 1988 to 2023.

*AFC Wild Card Playoff

SAN FRANCISCO 49ERS

49ers lead regular-season series, 11-5-0
49ers lead postseason series, 2-0

Table with columns: YEAR, DATE, SITE, W-L, SCORE. Lists game results for the San Francisco 49ers from 1974 to 2023.

#Super Bowl XVI; ##Super Bowl XXIII

SEATTLE SEAHAWKS

Bengals lead regular-season series, 11-10-0
Bengals lead postseason series, 1-0

Table with columns: YEAR, DATE, SITE, W-L, SCORE. Lists game results for the Seattle Seahawks from 1977 to 2023.

**AFC Divisional Playoff

TAMPA BAY BUCCANERS

Buccaners lead regular-season series, 7-6-0

Table with columns: YEAR, DATE, SITE, W-L, SCORE. Lists game results for the Tampa Bay Buccaneers from 1976 to 2022.

TENNESSEE TITANS

Titans lead regular-season series, 41-35-1
Bengals lead postseason series, 2-0

(Franchise was located in Houston through 1996,
and it was known as the Oilers through 1998)

Table with columns: YEAR, DATE, SITE, W-L, SCORE. Lists game results for the Tennessee Titans from 1968 to 1997.

Table with columns: YEAR, DATE, SITE, W-L, SCORE. Lists game results for the Washington Commanders from 1991 to 2023.

WASHINGTON COMMANDERS

Regular-season series tied, 5-5-1

(Franchise was known as the Washington Redskins
through 2019, and as the Washington Football Team
from 2020-21)

Table with columns: YEAR, DATE, SITE, W-L, SCORE. Lists game results for the Washington Commanders from 1970 to 2020.

ALL-TIME RESULTS — PRESEASON BY YEAR

All-time preseason record: 112-124-3

(All games listed are night games unless noted otherwise. Opponents are capitalized for games in which the Bengals were the home team, including those games played at neutral sites.)

1968 (2-3-0) Table with columns: DATE, OPPONENT, W-L, SCORE, NOTES. Games include KANSAS CITY CHIEFS, DENVER BRONCOS, BUFFALO BILLS, Pittsburgh Steelers, vs. N.Y. JETS.

1969 (3-2-0) Table with columns: DATE, OPPONENT, W-L, SCORE, NOTES. Games include vs. Boston Patriots, vs. Kansas City Chiefs, MIAMI DOLPHINS, at Pittsburgh Steelers, DENVER BRONCOS.

1970 (2-3-1) Table with columns: DATE, OPPONENT, W-L, SCORE, NOTES. Games include WASHINGTON REDSKINS, at Miami Dolphins, at St. Louis Cardinals, CLEVELAND BROWNS, at Green Bay Packers, DETROIT LIONS.

1971 (5-0-1) Table with columns: DATE, OPPONENT, W-L, SCORE, NOTES. Games include at Miami Dolphins, at Detroit Lions, PITTSBURGH STEELERS, ST. LOUIS CARDINALS, GREEN BAY PACKERS, at Washington Redskins.

1972 (3-3-0) Table with columns: DATE, OPPONENT, W-L, SCORE, NOTES. Games include at Green Bay Packers, DETROIT LIONS, MIAMI DOLPHINS, at Philadelphia Eagles, VS. CLEVELAND BROWNS, ATLANTA FALCONS.

1973 (4-2-0) Table with columns: DATE, OPPONENT, W-L, SCORE, NOTES. Games include at Miami Dolphins, PHILADELPHIA EAGLES, vs. Cleveland Browns, at Detroit Lions, ATLANTA FALCONS, GREEN BAY PACKERS.

1974 (4-2-0) Table with columns: DATE, OPPONENT, W-L, SCORE, NOTES. Games include MIAMI DOLPHINS, PHILADELPHIA EAGLES, at Atlanta Falcons, DETROIT LIONS, VS. CLEVELAND BROWNS, at Green Bay Packers.

1975 (4-3-0) Table with columns: DATE, OPPONENT, W-L, SCORE, NOTES. Games include VS. WASHINGTON REDSKINS, at Miami Dolphins, at Buffalo Bills, GREEN BAY PACKERS, at Philadelphia Eagles, at Detroit Lions, NEW ORLEANS SAINTS.

1976 (4-2-0) Table with columns: DATE, OPPONENT, W-L, SCORE, NOTES. Games include at Green Bay Packers, BUFFALO BILLS, DETROIT LIONS, at Minnesota Vikings, at New Orleans Saints, at Tampa Bay Buccaneers.

1977 (5-1-0) Table with columns: DATE, OPPONENT, W-L, SCORE, NOTES. Games include at Green Bay Packers, TAMPA BAY BUCCANEERS, at Detroit Lions, at St. Louis Cardinals, MINNESOTA VIKINGS, at Chicago Bears.

1978 (2-2-0) Table with columns: DATE, OPPONENT, W-L, SCORE, NOTES. Games include at Tampa Bay Buccaneers, DETROIT LIONS, CHICAGO BEARS, at Green Bay Packers.

1979 (2-2-0) Table with columns: DATE, OPPONENT, W-L, SCORE, NOTES. Games include at Detroit Lions, GREEN BAY PACKERS, at Chicago Bears, TAMPA BAY BUCCANEERS.

1980 (1-3-0) Table with columns: DATE, OPPONENT, W-L, SCORE, NOTES. Games include at Denver Broncos, CHICAGO BEARS, at Tampa Bay Buccaneers, DETROIT LIONS.

1981 (2-2-0) Table with columns: DATE, OPPONENT, W-L, SCORE, NOTES. Games include at Tampa Bay Buccaneers, at Detroit Lions, at Chicago Bears, DENVER BRONCOS.

1982 (1-3-0) Table with columns: DATE, OPPONENT, W-L, SCORE, NOTES. Games include at Kansas City Chiefs, at Green Bay Packers, DETROIT LIONS, WASHINGTON REDSKINS.

1983 (0-4-0) Table with columns: DATE, OPPONENT, W-L, SCORE, NOTES. Games include KANSAS CITY CHIEFS, at Washington Redskins, N.Y. JETS, at Detroit Lions.

1984 (3-1-0) Table with columns: DATE, OPPONENT, W-L, SCORE, NOTES. Games include at N.Y. Jets, at Tampa Bay Buccaneers, at Chicago Bears, DETROIT LIONS.

1985 (2-2-0) Table with columns: DATE, OPPONENT, W-L, SCORE, NOTES. Games include KANSAS CITY CHIEFS, N.Y. JETS, at Detroit Lions, at Indianapolis Colts.

1986 (1-3-0) Table with columns: DATE, OPPONENT, W-L, SCORE, NOTES. Games include at Kansas City Chiefs, at N.Y. Jets, GREEN BAY PACKERS, DETROIT LIONS.

1987 (2-2-0) Table with columns: DATE, OPPONENT, W-L, SCORE, NOTES. Games include at Tampa Bay Buccaneers, at Detroit Lions, at Green Bay Packers, NEW ORLEANS SAINTS.

1988 (4-1-0) Table with columns: DATE, OPPONENT, W-L, SCORE, NOTES. Games include vs. Los Angeles Rams, at Kansas City Chiefs, at Buffalo Bills, DETROIT LIONS, at New England Patriots.

1989 (2-2-0) Table with columns: DATE, OPPONENT, W-L, SCORE, NOTES. Games include BUFFALO BILLS, at Detroit Lions, at New Orleans Saints, at Minnesota Vikings.

1990 (1-3-0) Table with columns: DATE, OPPONENT, W-L, SCORE, NOTES. Games include at Tampa Bay Buccaneers, at Atlanta Falcons, at New England Patriots, DETROIT LIONS.

1991 (2-2-0) Table with columns: DATE, OPPONENT, W-L, SCORE, NOTES. Games include at Detroit Lions, PHILADELPHIA EAGLES, MINNESOTA VIKINGS, at Green Bay Packers.

1992 (2-2-0) Table with columns: DATE, OPPONENT, W-L, SCORE, NOTES. Games include at N.Y. Giants, at Philadelphia Eagles, INDIANAPOLIS COLTS, DETROIT LIONS.

1993 (2-2-0) Table with columns: DATE, OPPONENT, W-L, SCORE, NOTES. Games include N.Y. GIANTS, at Indianapolis Colts, at Detroit Lions, PHILADELPHIA EAGLES.

1994 (1-3-0) Table with columns: DATE, OPPONENT, W-L, SCORE, NOTES. Games include at Tampa Bay Buccaneers, INDIANAPOLIS COLTS, at Philadelphia Eagles, DETROIT LIONS.

1995 (1-3-0) Table with columns: DATE, OPPONENT, W-L, SCORE, NOTES. Games include at Indianapolis Colts, TAMPA BAY BUCCANEERS, at Detroit Lions, N.Y. JETS.

1996 (2-2-0) Table with columns: DATE, OPPONENT, W-L, SCORE, NOTES. Games include INDIANAPOLIS COLTS, at Arizona Cardinals, at Washington Redskins, DETROIT LIONS.

1997 (2-2-0) Table with columns: DATE, OPPONENT, W-L, SCORE, NOTES. Games include at Indianapolis Colts, at Detroit Lions, MINNESOTA VIKINGS, SEATTLE SEAHAWKS.

1998 (1-3-0) Table with columns: DATE, OPPONENT, W-L, SCORE, NOTES. Games include at N.Y. Giants, INDIANAPOLIS COLTS, DETROIT LIONS, at Atlanta Falcons.

1999 (0-4-0) Table with columns: DATE, OPPONENT, W-L, SCORE, NOTES. Games include at Indianapolis Colts, at Detroit Lions, BUFFALO BILLS, ATLANTA FALCONS.

2000 (1-3-0) Table with columns: DATE, OPPONENT, W-L, SCORE, NOTES. Games include at Buffalo Bills, at Atlanta Falcons, CHICAGO BEARS, DETROIT LIONS.

2001 (1-3-0) Table with columns: DATE, OPPONENT, W-L, SCORE, NOTES. Games include at Chicago Bears, at Detroit Lions, BUFFALO BILLS, INDIANAPOLIS COLTS.

2002 (2-2-0) Table with columns: DATE, OPPONENT, W-L, SCORE, NOTES. Games include at Buffalo Bills, at Indianapolis Colts, NEW ORLEANS SAINTS, ATLANTA FALCONS.

2003 (1-3-0) Table with columns: DATE, OPPONENT, W-L, SCORE, NOTES. Games include at N.Y. Jets, DETROIT LIONS, TENNESSEE TITANS, at Indianapolis Colts.

(All-time results — preseason, continued)

2004 (2-2-0)

DATE	OPPONENT	W-L	SCORE	NOTES
Aug. 16	at Tampa Bay Buccaneers	L	6-20	
Aug. 21	NEW ENGLAND PATRIOTS	W	31-3	
Aug. 28	at Atlanta Falcons	L	10-37	
Sept. 3	INDIANAPOLIS COLTS	W	16-13	

2005 (2-2-0)

DATE	OPPONENT	W-L	SCORE	NOTES
Aug. 12	NEW ENGLAND PATRIOTS	L	13-23	
Aug. 19	at Washington Redskins	W	24-17	
Aug. 26	at Philadelphia Eagles	L	17-27	
Sept. 2	INDIANAPOLIS COLTS	W	38-0	

2006 (4-0-0)

DATE	OPPONENT	W-L	SCORE	NOTES
Aug. 13	WASHINGTON REDSKINS	W	19-3	
Aug. 18	at Buffalo Bills	W	44-31	
Aug. 28	GREEN BAY PACKERS	W	48-17	
Sept. 1	at Indianapolis Colts	W	20-23	

2007 (1-3-0)

DATE	OPPONENT	W-L	SCORE	NOTES
Aug. 9	at Detroit Lions	L	26-27	
Aug. 18	NEW ORLEANS SAINTS	L	19-27	
Aug. 27	at Atlanta Falcons	L	19-24	
Aug. 31	INDIANAPOLIS COLTS	W	14-6	

2008 (2-2-0)

DATE	OPPONENT	W-L	SCORE	NOTES
Aug. 11	at Green Bay Packers	W	20-17	
Aug. 17	DETROIT LIONS	L	10-27	
Aug. 23	NEW ORLEANS SAINTS	L	0-13	
Aug. 28	at Indianapolis Colts	W	27-7	

2009 (2-2-0)

DATE	OPPONENT	W-L	SCORE	NOTES
Aug. 14	at New Orleans Saints	L	7-17	
Aug. 20	at New England Patriots	W	7-6	
Aug. 27	ST. LOUIS RAMS	L	21-24	
Sept. 3	INDIANAPOLIS COLTS	W	38-7	

2010 (3-2-0)

DATE	OPPONENT	W-L	SCORE	NOTES
Aug. 8	VS. DALLAS COWBOYS	L	7-16	Hall of Fame Game at Canton, Ohio
Aug. 15	DENVER BRONCOS	W	33-24	
Aug. 20	PHILADELPHIA EAGLES	W	22-9	
Aug. 28	at Buffalo Bills	L	20-35	
Sept. 2	at Indianapolis Colts	W	30-28	

2011 (1-3-0)

DATE	OPPONENT	W-L	SCORE	NOTES
Aug. 12	at Detroit Lions	L	3-34	
Aug. 21	at N.Y. Jets	L	7-27	
Aug. 25	CAROLINA PANTHERS	W	24-13	
Sept. 1	INDIANAPOLIS COLTS	L	13-17	

2012 (2-2-0)

DATE	OPPONENT	W-L	SCORE	NOTES
Aug. 10	N.Y. JETS	W	17-6	
Aug. 16	at Atlanta Falcons	W	24-19	
Aug. 23	GREEN BAY PACKERS	L	13-27	
Aug. 30	at Indianapolis Colts	L	16-20	

2013 (3-1-0)

DATE	OPPONENT	W-L	SCORE	NOTES
Aug. 8	at Atlanta Falcons	W	34-10	
Aug. 17	TENNESSEE TITANS	W	27-19	
Aug. 24	at Dallas Cowboys	L	18-24	
Aug. 29	INDIANAPOLIS COLTS	W	27-10	

2014 (2-2-0)

DATE	OPPONENT	W-L	SCORE	NOTES
Aug. 7	at Kansas City Chiefs	L	39-41	
Aug. 16	N.Y. JETS	L	17-25	
Aug. 24	at Arizona Cardinals	W	19-13	
Aug. 28	INDIANAPOLIS COLTS	W	35-7	

2015 (3-1-0)

DATE	OPPONENT	W-L	SCORE	NOTES
Aug. 14	N.Y. GIANTS	W	23-10	
Aug. 24	at Tampa Bay Buccaneers	L	11-25	
Aug. 29	CHICAGO BEARS	W	21-10	
Sept. 3	at Indianapolis Colts	W	9-6	

2016 (1-3-0)

DATE	OPPONENT	W-L	SCORE	NOTES
Aug. 12	MINNESOTA VIKINGS	L	16-17	
Aug. 18	at Detroit Lions	W	30-14	
Aug. 28	at Jacksonville Jaguars	L	21-26	
Sept. 1	INDIANAPOLIS COLTS	L	10-13	

2017 (1-3-0)

DATE	OPPONENT	W-L	SCORE	NOTES
Aug. 11	TAMPA BAY BUCCANEERS	W	23-12	
Aug. 19	KANSAS CITY CHIEFS	L	12-30	
Aug. 27	at Washington Redskins	L	17-23	
Aug. 31	at Indianapolis Colts	L	6-7	

2018 (3-1-0)

DATE	OPPONENT	W-L	SCORE	NOTES
Aug. 9	CHICAGO BEARS	W	30-27	
Aug. 18	at Dallas Cowboys	W	21-13	
Aug. 26	at Buffalo Bills	W	26-13	
Aug. 30	INDIANAPOLIS COLTS	L	26-27	

2019 (1-3-0)

DATE	OPPONENT	W-L	SCORE	NOTES
Aug. 10	at Kansas City Chiefs	L	17-38	
Aug. 15	at Washington Redskins	W	23-13	
Aug. 22	N.Y. GIANTS	L	23-25	
Aug. 29	INDIANAPOLIS COLTS	L	6-13	

2020 (0-0-0)

DATE	OPPONENT	W-L	SCORE	NOTES
Aug. 15	at Kansas City Chiefs	—	—	Game canceled*
Aug. 21	MINNESOTA VIKINGS	—	—	Game canceled*
Aug. 28	at Atlanta Falcons	—	—	Game canceled*
Sept. 3	INDIANAPOLIS COLTS	—	—	Game canceled*

* 2020 NFL preseason was canceled due to COVID-19 pandemic.

2021 (1-2-0)

DATE	OPPONENT	W-L	SCORE	NOTES
Aug. 14	at Tampa Bay Buccaneers	W	19-14	
Aug. 20	at Washington Football Team	L	13-17	
Aug. 29	MIAMI DOLPHINS	L	26-29	

2022 (1-2-0)

DATE	OPPONENT	W-L	SCORE	NOTES
Aug. 12	ARIZONA CARDINALS	L	23-36	
Aug. 21	at N.Y. Giants	L	22-25	
Aug. 27	L.A. RAMS	W	16-7	

2023 (0-2-1)

DATE	OPPONENT	W-L	SCORE	NOTES
Aug. 11	GREEN BAY PACKERS	L	19-36	
Aug. 18	at Atlanta Falcons	T	13-13	
Aug. 26	at Washington Commanders	L	19-21	

ALL-TIME PRESEASON RESULTS — VS. 2024 PRESEASON OPPONENTS

GAME 1

TAMPA BAY BUCCANEERS
Buccaneers lead preseason series, 9-6

YEAR	DATE	SITE	SCORE	NOTES
1976	Sept. 4	Tampa Bay	W, 24-13	
1977	Aug. 13	Cincinnati	W, 45-0	
1978	Aug. 5	Tampa Bay	L, 0-17	
1979	Aug. 25	Cincinnati	L, 13-24	
1980	Aug. 23	Tampa Bay	L, 14-20	*OT
1981	Aug. 8	Tampa Bay	W, 24-17	
1984	Aug. 11	Tampa Bay	L, 13-21	
1987	Aug. 15	Tampa Bay	W, 31-30	
1990	Aug. 11	Tampa Bay	L, 17-30	
1994	Aug. 6	Tampa Bay	L, 16-17	
1995	Aug. 11	Cincinnati	L, 7-31	
2004	Aug. 16	Tampa Bay	L, 6-20	
2015	Aug. 24	Tampa Bay	L, 11-25	
2017	Aug. 11	Cincinnati	W, 23-12	
2021	Aug. 14	Tampa Bay	W, 19-14	

GAME 2

CHICAGO BEARS
Bengals lead preseason series, 7-3-0

YEAR	DATE	SITE	SCORE	NOTES
1977	Sept. 10	Chicago	W, 24-6	
1978	Aug. 19	Cincinnati	W, 27-3	
1979	Aug. 18	Chicago	L, 13-17	
1980	Aug. 16	Cincinnati	W, 21-3	
1981	Aug. 22	Chicago	L, 21-24	
1984	Aug. 18	Chicago	W, 25-17	
2000	Aug. 19	Cincinnati	W, 24-20	
2001	Aug. 4	Chicago	L, 13-16 (OT)	
2015	Aug. 29	Cincinnati	W, 21-10	
2018	Aug. 9	Cincinnati	W, 30-27	

GAME 3

INDIANAPOLIS COLTS
Bengals lead preseason series, 16-12

YEAR	DATE	SITE	SCORE	NOTES
1985	Aug. 30	Indianapolis	W, 31-21	
1992	Aug. 22	Cincinnati	W, 20-0	
1993	Aug. 14	Indianapolis	W, 24-7	
1994	Aug. 13	Cincinnati	L, 21-26	
1995	Aug. 4	Indianapolis	W, 34-21	
1996	Aug. 3	Cincinnati	W, 28-25	
1997	Aug. 1	Indianapolis	L, 16-20	
1998	Aug. 17	Cincinnati	L, 27-30	
1999	Aug. 14	Indianapolis	L, 17-20	
2001	Aug. 30	Cincinnati	L, 17-23	
2002	Aug. 17	Indianapolis	W, 22-10	
2003	Aug. 29	Indianapolis	L, 20-21	
2004	Sept. 3	Cincinnati	W, 16-13	
2005	Sept. 2	Cincinnati	W, 38-0	
2006	Sept. 1	Indianapolis	W, 20-3	
2007	Aug. 31	Cincinnati	W, 14-6	
2008	Aug. 28	Indianapolis	W, 27-7	
2009	Sept. 3	Cincinnati	W, 38-7	
2010	Sept. 2	Indianapolis	W, 30-28	
2011	Sept. 1	Cincinnati	L, 13-17	
2012	Aug. 30	Indianapolis	L, 16-20	
2013	Aug. 29	Cincinnati	W, 27-10	
2014	Aug. 28	Cincinnati	W, 35-7	
2015	Sept. 3	Indianapolis	W, 9-6	
2016	Sept. 1	Cincinnati	L, 10-13	
2017	Aug. 31	Indianapolis	L, 6-7	
2018	Aug. 30	Cincinnati	L, 26-27	
2019	Aug. 29	Cincinnati	L, 6-13	
2020	Sept. 3	Cincinnati	CANCELED	All 2020 NFL preseason games were canceled due to COVID-19 pandemic.

COACHING HISTORY

HEAD COACHES

REGULAR SEASON

SEASON	COACH	W	L	T	PCT.
1968	Paul Brown	3	11	0	.214
1969	Paul Brown	4	9	1	.308
1970-x	Paul Brown	8	6	0	.571
1971	Paul Brown	4	10	0	.286
1972	Paul Brown	8	6	0	.571
1973-x	Paul Brown	10	4	0	.714
1974	Paul Brown	7	7	0	.500
1975-y	Paul Brown	11	3	0	.786
1976	Bill Johnson	10	4	0	.714
1977	Bill Johnson	8	6	0	.571
1978	Bill Johnson	0	5	0	.000
	Homer Rice	4	7	0	.364
1979	Homer Rice	4	12	0	.250
1980	Forrest Gregg	6	10	0	.375
1981-x, z	Forrest Gregg	12	4	0	.750
1982*	Forrest Gregg	7	2	0	.778
1983	Forrest Gregg	7	9	0	.438
1984	Sam Wyche	8	8	0	.500
1985	Sam Wyche	7	9	0	.438
1986	Sam Wyche	10	6	0	.625
1987	Sam Wyche	4	11	0	.267
1988-x, z	Sam Wyche	12	4	0	.750
1989	Sam Wyche	8	8	0	.500
1990-x	Sam Wyche	9	7	0	.563
1991	Sam Wyche	3	13	0	.188
1992	Dave Shula	5	11	0	.313
1993	Dave Shula	3	13	0	.188
1994	Dave Shula	3	13	0	.188
1995	Dave Shula	7	9	0	.438
1996	Dave Shula	1	6	0	.143
	Bruce Coslet	7	2	0	.778
1997	Bruce Coslet	7	9	0	.438
1998	Bruce Coslet	3	13	0	.188
1999	Bruce Coslet	4	12	0	.250
2000	Bruce Coslet	0	3	0	.000
	Dick LeBeau	4	9	0	.308
2001	Dick LeBeau	6	10	0	.375
2002	Dick LeBeau	2	14	0	.125
2003	Marvin Lewis	8	8	0	.500
2004	Marvin Lewis	8	8	0	.500
2005**	Marvin Lewis	11	5	0	.688
2006	Marvin Lewis	8	8	0	.500
2007	Marvin Lewis	7	9	0	.438
2008	Marvin Lewis	4	11	1	.281
2009**	Marvin Lewis	10	6	0	.625
2010	Marvin Lewis	4	12	0	.250
2011-y	Marvin Lewis	9	7	0	.563
2012-y	Marvin Lewis	10	6	0	.625
2013**	Marvin Lewis	11	5	0	.688
2014-y	Marvin Lewis	10	5	1	.656

2015**	Marvin Lewis	12	4	0	.750
2016	Marvin Lewis	6	9	1	.406
2017	Marvin Lewis	7	9	0	.438
2018	Marvin Lewis	6	10	0	.375
2019	Zac Taylor	2	14	0	.125
2020	Zac Taylor	4	11	1	.281
2021**, z	Zac Taylor	10	7	0	.588
2022**	Zac Taylor	12	4	0	.750
2023	Zac Taylor	9	8	0	.529

TOTALS 394 471 5 .456
 x-AFC Central Division Champion
 y-Wild Card Playoff Qualifier
 z-AFC Champions
 *-AFC Super Bowl Tournament Qualifier
 **-AFC North Division Champion

POSTSEASON


SEASON	COACH	W	L	PCT.
1970	Paul Brown	0	1	.000
1973	Paul Brown	0	1	.000
1975	Paul Brown	0	1	.000
1981	Forrest Gregg	2	1	.667
1982	Forrest Gregg	0	1	.000
1988	Sam Wyche	2	1	.667
1990	Sam Wyche	1	1	.500
2005	Marvin Lewis	0	1	.000
2009	Marvin Lewis	0	1	.000
2011	Marvin Lewis	0	1	.000
2012	Marvin Lewis	0	1	.000
2013	Marvin Lewis	0	1	.000
2014	Marvin Lewis	0	1	.000
2015	Marvin Lewis	0	1	.000
2021	Zac Taylor	3	1	.750
2022	Zac Taylor	2	1	.667

TOTALS 10 16 .385

HEAD COACHES BY ERA

Zac Taylor became the 10th head coach of the Bengals on Feb. 4, 2019.
 Here are Bengals coaches' records, including playoff games:

SEASONS	COACH	RECORD	PCT.
1968-75	Paul Brown	55-59-1	.482
1976-78	Bill Johnson	18-15-0	.545
1978-79	Homer Rice	8-19-0	.296
1980-83	Forrest Gregg	34-27-0	.557
1984-91	Sam Wyche	64-68-0	.485
1992-96	Dave Shula	19-52-0	.268
1996-2000	Bruce Coslet	21-39-0	.350
2000-02	Dick LeBeau	12-33-0	.267
2003-18	Marvin Lewis	131-129-3	.504
2019-22	Zac Taylor	42-46-1	.478



Head coach Paul Brown is carried off the field on Dec. 20, 1970, following the Bengals' 45-7 win over the Boston Patriots at Riverfront Stadium. The win clinched a playoff berth for the three-year-old Cincinnati franchise. At the time, no other team had reached the playoffs so early in its history.

ASSISTANT COACHES

*NOTE: Coaches noted with asterisks also have served as Bengals head coaches.

NAME	COLLEGE	SEASONS
Alexander, Paul	SUNY Cortland	1994-2017
Anarumo, Lou	Wagner College	2019-23
Anderson, Colt	Montana	2020-23
Anderson, Jim	Cal-Western	1984-2012
Anderson, Ken	Augustana (Ill.)	1993-2002
Austin, Teryl	Pittsburgh	2018
Bass, Tom	San Jose State	1968-69
Bettcher, James	Saint Francis (Ind.)	2022-23
Bible, Dana	Cincinnati	1990-92
Bicknell, Bob	Boston College	2018-20
Boese, Joey	Wisconsin	2019-23
Braden, Marv	Southwest Missouri State	1990-94
Braswell, Brian	Hampton	2014-15
Bratkowski, Bob	Washington State	2001-10
Bresnahan, Chuck	Navy	2004-07
Brinker, Howard	Miami (Ohio)	1974-79
Bullough, Hank	Michigan State	1980-83
Burke, Matt	Dartmouth	2014-15
Burks, Charles	East Central	2022-23
Burney, Jacob	Tennessee-Chattanooga	2016-18
Callahan, Brian	UCLA	2019-23
Carrier, Mark	Southern California	2012-15
Casey, James	Rice	2019-23
Caskey, Kyle	Texas A&M	2010-18
Chatman, Gerald	Wisconsin-Oshkosh	2019-20
Cioffi, Louie	C.W. Post	1997-2010, '21-23
Coombs, Brayden	Miami (Ohio)	2012-19
Coslet, Bruce*	Pacific	1981-89, '94-96
Costello, Vince	Ohio	1969-73
Couch, Robert	Vanderbilt	2016-18
Coyle, Kevin	Massachusetts	2001-11, '16-17
DePaul, Bobby	Maryland	1994-96
Donaldson, Jack	Ohio State	1969-77
Dowler, Boyd	Colorado	1976-79
Duffner, Mark	College of William & Mary	1997-2002, '19-23
Eason, Nick	Clemson	2019-20
Faragalli, Joe	Villanova	1984
FitzGerald, Jeff	Oregon State	2008-11
Forzano, Rick	Kent State	1968

Frazier, Derek	Northern Colorado	2022-23
Frazier, Leslie	Alcorn State	2003-04
Friday, Jeff	Wisconsin-Milwaukee	2010-18
Ganz, Frank	Navy	1979-80
Garrett, John	Princeton	1995-98, 2001-02
Golden, Al	Penn State	2020-21
Gruen, Jay	Louisville	2011-13
Guenther, Paul	Ursinus	2005-17
Haluchak, Mike	Southern California	1992-93
Haslett, Jim	Indiana (Pa.)	2016-18
Hayes, Jay	Idaho	2003-15
Hayes, Jonathan	Iowa	2003-18
Hill, Justin	Rice	2021-23
Hobby, Marion	Tennessee	2021-23
Holman, Rodney	Tulane	2001-02
Horton, Ray	Washington	1997-2001
Hunley, Ricky	Arizona	2003-07
Hunt, Todd	Fresno State	2019-23
Infante, Lindy	Florida	1980-82
Jackson, Hue	Pacific	2004-06, '12-15
Jackson, Steve	Purdue	2020-21
Johnson, Bill*	Texas A&M	1968-75, '85-90
Jones, Daronte	Morgan State	2018-19
Joseph, Vance	Colorado	2014-15
Karmelowicz, Bob	Bridgeport	1992-93
Knighen, Fredi	Arkansas State	2022-23
Kovacs, Jordan	Michigan	2019-23
Kragthorpe, Brad	Louisiana State	2019-23
Krumrie, Tim	Wisconsin	1995-2002
Lazor, Bill	Cornell	2016-18
LeBeau, Dick*	Ohio State	1980-91, '97-2000
Lewis, Marcus	Indiana State	2014-18
Lippincott, David	Dayton	2011-17
Livingston, Robert	William & Mary	2015-23
Lukabu, Tem	Colgate	2019
Lynn, Ron	Mount Union	1992-93
Martin, Ben	Trinity College	2019-22
McCormack, Mike	Kansas	1976-79
McNally, Jim	Buffalo	1980-94
Meeks, Ron	Arkansas State	1992-96
Modzelewski, Dick	Maryland	1979-83
Moeller, Gary	Ohio State	1995-96
Mooshagian, Steve	Fresno State	1999-2002

Morton, Chip	North Carolina	2003-18
Oliver, Ray	Ohio State	2004-09
Pascuale, Joe	Connecticut	1994-96
Peccatiello, Larry	College of William & Mary	1994-96
Perry, Darren	Penn State	2002
Pitcher, Dan	SUNY Cortland	2016-23
Pollack, Frank	Northern Arizona	2018, '21-23
Pope, Mike	Lenoir-Rhyne	1992-93
Raich, Matt	Westminster (Pa.) College	2018
Rice, Homer*	Centre College	1978
Roberts, Al	Washington	1997-2002
Sefcik, George	Notre Dame	1978-83
Selcer, Dick	Notre Dame	1984-91
Sheppard, Mike	Cal Lutheran	2007-10
Shula, Dave*	Dartmouth	1991
Shultz, Kurtis	Maryland	2003
Simmons, Darrin	Kansas	2003-23
Singleton, Jemal	Air Force Academy	2019-20
Smouse, Frank	Youngstown State	1968
Stock, Mike	Northwestern	1987-91
Studley, Chuck	Illinois	1969-78, '89-91
Surace, Bob	Princeton	2002-09
Swanson, Garrett	Fresno State	2019-23
Turner, Jim	Boston College	2019-20
Urban, James	Washington & Lee	2011-17
Urbanik, Bill	Ohio State	1984-88
Van Pelt, Alex	Pittsburgh	2018-19
Verducci, Frank	Seton Hall	1999-2001
Walsh, Bill	San Jose State	1968-75
Walters, Trent	Indiana	1984
Walters, Troy	Stanford	2020-23
Weber, Chuck	West Chester State College	1970-75
Wessel, Joe	Florida State	1994-96
Williamson, Richard	Alabama	1992-94
Winner, Charley	Southeast Missouri	1976-79
Wood, Alex	Iowa	2003
Wood, Kim	Wisconsin	1975-2002
Wylie, Bob	Colorado	1997-98
Zampese, Ken	San Diego	2003-17
Zimmer, Adam	Trinity University (Texas)	2013
Zimmer, Mike	Illinois State	2008-13

YEAR-BY-YEAR COACHING STAFFS

1968 HEAD COACH — PAUL BROWN
Tom Bass..... Defensive Backfield
Jack Donaldson..... Defensive Line
Rick Forzano..... Offensive Backfield
Bill Johnson..... Offensive Line
Frank Smouse..... Linebackers
Bill Walsh..... Offensive Ends

1969 HEAD COACH — PAUL BROWN
Tom Bass..... Defensive Coordinator/
Defensive Backfield
Linebackers
Vince Costello..... Linebackers
Jack Donaldson..... Offensive Backfield
Bill Johnson..... Offensive Line
Chuck Studley..... Defensive Line
Bill Walsh..... Receivers

1970 HEAD COACH — PAUL BROWN
Vince Costello..... Linebackers
Jack Donaldson..... Offensive Backfield
Bill Johnson..... Offensive Line
Chuck Studley..... Defensive Line
Bill Walsh..... Receivers
Chuck Weber..... Defensive Coordinator/
Defensive Backfield

1971 HEAD COACH — PAUL BROWN
Vince Costello..... Linebackers
Jack Donaldson..... Offensive Backfield
Bill Johnson..... Offensive Line
Chuck Studley..... Defensive Line
Bill Walsh..... Receivers/Quarterbacks
Chuck Weber..... Defensive Coordinator/
Defensive Backfield

1972 HEAD COACH — PAUL BROWN
Vince Costello..... Linebackers
Jack Donaldson..... Offensive Backfield
Bill Johnson..... Offensive Line
Chuck Studley..... Defensive Line
Bill Walsh..... Receivers/Quarterbacks
Chuck Weber..... Defensive Coordinator/
Defensive Backfield

1973 HEAD COACH — PAUL BROWN
Vince Costello..... Linebackers
Jack Donaldson..... Offensive Backfield
Bill Johnson..... Offensive Line
Chuck Studley..... Defensive Line
Bill Walsh..... Receivers/Quarterbacks
Chuck Weber..... Defensive Coordinator/
Defensive Backfield

1974 HEAD COACH — PAUL BROWN
Howard Brinker..... Linebackers
Jack Donaldson..... Offensive Backfield
Bill Johnson..... Offensive Line
Chuck Studley..... Defensive Line
Bill Walsh..... Receivers/Quarterbacks
Chuck Weber..... Defensive Coordinator/
Defensive Backfield

1975 HEAD COACH — PAUL BROWN*
Howard Brinker..... Linebackers
Jack Donaldson..... Offensive Backfield
Bill Johnson..... Offensive Line
Chuck Studley..... Defensive Line
Bill Walsh..... Receivers/Quarterbacks
Chuck Weber..... Defensive Backfield
Kim Wood..... Strength
*Retired after 1975 season.

1976 HEAD COACH — BILL JOHNSON
Howard Brinker..... Defensive Coordinator
Jack Donaldson..... Offensive Backfield
Boyd Dowler..... Quarterbacks/Receivers
Mike McCormack..... Offensive Line
Chuck Studley..... Defensive Line
Charley Winner..... Defensive Backfield
Kim Wood..... Strength

1977 HEAD COACH — BILL JOHNSON
Howard Brinker..... Defensive Coordinator/Linebackers
Jack Donaldson..... Offensive Backfield
Boyd Dowler..... Quarterbacks/Receivers
Mike McCormack..... Offensive Line
Chuck Studley..... Defensive Line
Charley Winner..... Defensive Backfield
Kim Wood..... Strength

1978 HEAD COACHES — BILL JOHNSON*
AND HOMER RICE**
Howard Brinker..... Defensive Coordinator/Linebackers
Boyd Dowler..... Receivers
Mike McCormack..... Offensive Line
Homer Rice**..... Quarterbacks
George Sefcik..... Offensive backfield
Chuck Studley..... Defensive Line
Charley Winner..... Defensive Backfield
Kim Wood..... Strength
*Resigned after Game 5.
**Was Quarterbacks Coach for Games 1-5 and Head
Coach for Games 6-16.

1979 HEAD COACH — HOMER RICE
Howard Brinker..... Defensive Coordinator/Linebackers
Boyd Dowler..... Receivers
Frank Gansz..... Special Teams
Mike McCormack..... Offensive Line
Dick Modzelewski..... Defensive Line
George Sefcik..... Offensive Backfield
Charley Winner..... Defensive Backfield
Kim Wood..... Strength

1980 HEAD COACH — FORREST GREGG
Hank Bullough..... Defensive Coordinator/Linebackers
Frank Gansz..... Special Teams/Tight Ends
Lindy Infante..... Receivers/Quarterbacks
Dick LeBeau..... Defensive Backfield
Jim McNally..... Offensive Line
Dick Modzelewski..... Defensive Line
George Sefcik..... Offensive Backfield
Kim Wood..... Strength

1981 HEAD COACH — FORREST GREGG
Hank Bullough..... Defensive Coordinator/Linebackers
Bruce Coslet..... Special Teams/Tight Ends
Lindy Infante..... Receivers/Quarterbacks
Dick LeBeau..... Defensive Backfield
Jim McNally..... Offensive Line
Dick Modzelewski..... Defensive Line
George Sefcik..... Offensive Backfield
Kim Wood..... Strength

1982 HEAD COACH — FORREST GREGG
Hank Bullough..... Defensive Coordinator/Linebackers
Bruce Coslet..... Special Teams/Tight Ends
Lindy Infante..... Offensive Coordinator
Dick LeBeau..... Defensive Backfield
Jim McNally..... Offensive Line
Dick Modzelewski..... Defensive Line
George Sefcik..... Offensive Backfield
Kim Wood..... Strength

1983 HEAD COACH — FORREST GREGG
Hank Bullough..... Defensive Coordinator/Linebackers
Bruce Coslet..... Receivers/Quarterbacks
Dick LeBeau..... Defensive Backfield
Jim McNally..... Offensive Line
Dick Modzelewski..... Defensive Line
George Sefcik..... Offensive Backfield
Kim Wood..... Strength

1984 HEAD COACH — SAM WYCHE
Jim Anderson..... Running Backs
Bruce Coslet..... Wide Receivers
Joe Faragalli..... Quarterbacks/Tight Ends
Dick LeBeau..... Defensive Coordinator
Jim McNally..... Offensive Line
Dick Selcer..... Linebackers
Bill Urbanik..... Defensive Line
Trent Walters..... Defensive Backfield
Kim Wood..... Strength

1985 HEAD COACH — SAM WYCHE
Jim Anderson..... Running Backs
Bruce Coslet..... Wide Receivers
Bill Johnson..... Tight Ends
Dick LeBeau..... Defensive Coordinator
Jim McNally..... Offensive Line
Dick Selcer..... Linebackers
Bill Urbanik..... Defensive Line
Kim Wood..... Strength

1986 HEAD COACH — SAM WYCHE
Jim Anderson..... Running Backs
Bruce Coslet..... Offensive Coordinator
Boyd Dowler..... Tight Ends
Dick LeBeau..... Defensive Coordinator
Jim McNally..... Offensive Line
Dick Selcer..... Linebackers
Bill Urbanik..... Defensive Line
Kim Wood..... Strength

1987 HEAD COACH — SAM WYCHE
Jim Anderson..... Running Backs
Bruce Coslet..... Offensive Coordinator
Bill Johnson..... Tight Ends
Dick LeBeau..... Defensive Coordinator
Jim McNally..... Offensive Line
Dick Selcer..... Linebackers
Mike Stock..... Special Teams
Bill Urbanik..... Defensive Line
Kim Wood..... Strength

1988 HEAD COACH — SAM WYCHE
Jim Anderson..... Running Backs
Bruce Coslet..... Offensive Coordinator
Bill Johnson..... Tight Ends
Dick LeBeau..... Defensive Coordinator
Jim McNally..... Offensive Line
Dick Selcer..... Linebackers
Mike Stock..... Special Teams
Bill Urbanik..... Defensive Line
Kim Wood..... Strength

1989 HEAD COACH — SAM WYCHE
Jim Anderson..... Running Backs
Bruce Coslet..... Offensive Coordinator
Bill Johnson..... Tight Ends
Dick LeBeau..... Defensive Coordinator
Jim McNally..... Offensive Line
Dick Selcer..... Linebackers
Mike Stock..... Special Teams
Chuck Studley..... Defensive Line
Kim Wood..... Strength

1990 HEAD COACH — SAM WYCHE
Jim Anderson..... Running Backs
Dana Bible..... Quarterbacks
Marv Braden..... Special Teams
Bill Johnson..... Tight Ends
Dick LeBeau..... Defensive Coordinator
Jim McNally..... Offensive Line
Dick Selcer..... Linebackers
Mike Stock..... Receivers
Chuck Studley..... Defensive Line
Kim Wood..... Strength

1991 HEAD COACH — SAM WYCHE
Jim Anderson..... Running Backs
Dana Bible..... Quarterbacks
Marv Braden..... Special Teams
Dick LeBeau..... Defensive Coordinator
Jim McNally..... Offensive Line
Dick Selcer..... Linebackers
Dave Shula..... Wide receivers
Mike Stock..... Tight Ends
Chuck Studley..... Defensive Line
Kim Wood..... Strength

1992 HEAD COACH — DAVE SHULA
Jim Anderson..... Running Backs
Dana Bible..... Quarterbacks
Marv Braden..... Special Teams
Mike Haluchak..... Linebackers
Bob Karmelowicz..... Defensive line
Ron Lynn..... Defensive Coordinator
Jim McNally..... Offensive Line
Ron Meeks..... Defensive Backfield
Mike Pope..... Tight Ends
Richard Williamson..... Wide Receivers
Kim Wood..... Strength

1993 HEAD COACH — DAVE SHULA
Jim Anderson..... Running Backs
Ken Anderson..... Quarterbacks
Marv Braden..... Special Teams
Mike Haluchak..... Linebackers
Bob Karmelowicz..... Defensive Line
Ron Lynn..... Defensive Coordinator
Jim McNally..... Offensive Line
Ron Meeks..... Defensive Backfield
Mike Pope..... Offensive Coordinator/Tight Ends
Richard Williamson..... Wide Receivers
Kim Wood..... Strength

1994 HEAD COACH — DAVE SHULA
Paul Alexander..... Tight Ends
Jim Anderson..... Running Backs
Ken Anderson..... Quarterbacks
Marv Braden..... Special Teams
Bruce Coslet..... Offensive Coordinator
Bobby DePaul..... Defensive Assistant
Jim McNally..... Offensive Line
Ron Meeks..... Defensive Backfield
Joe Pascale..... Linebackers
Larry Peccatiello..... Defensive Coordinator
Joe Wessel..... Defensive Line
Richard Williamson..... Wide Receivers
Kim Wood..... Strength

1995 HEAD COACH — DAVE SHULA
Paul Alexander..... Offensive Line
Jim Anderson..... Running Backs
Ken Anderson..... Quarterbacks
Bruce Coslet..... Offensive Coordinator
Bobby DePaul..... Defensive Line
John Garrett..... Offensive Assistant/Wide Receivers
Tim Krumrie..... Defensive Assistant
Ron Meeks..... Defensive Backfield
Gary Moeller..... Tight Ends
Joe Pascale..... Linebackers
Larry Peccatiello..... Defensive Coordinator
Joe Wessel..... Special Teams
Kim Wood..... Strength and Conditioning

1996 HEAD COACHES — DAVE SHULA*
AND BRUCE COSLET**
Paul Alexander..... Offensive Line
Jim Anderson..... Running Backs
Ken Anderson..... Quarterbacks
Bruce Coslet**..... Offensive Coordinator
Bobby DePaul..... Staff Assistant
John Garrett..... Wide Receivers
Tim Krumrie..... Defensive Line
Ron Meeks..... Defensive Backfield
Gary Moeller..... Tight Ends
Joe Pascale..... Linebackers
Larry Peccatiello..... Defensive Coordinator
Joe Wessel..... Special Teams
Kim Wood..... Strength and Conditioning
*Released after Game 7.
**Was Offensive Coordinator for Games 1-7 and
Head Coach for Games 8-16.
***Was Quarterbacks Coach for Games 1-7 and
Offensive Coordinator for Games 8-16.

1997 HEAD COACH — BRUCE COSLET
Paul Alexander..... Offensive Line
Jim Anderson..... Running Backs
Ken Anderson..... Offensive Coordinator
Louie Cioffi..... Defensive Staff Assistant
Mark Duffner..... Linebackers
John Garrett..... Offensive Staff Assistant
Ray Horton..... Defensive Backs
Tim Krumrie..... Defensive Line
Dick LeBeau..... Assistant Head Coach/
Defensive Coordinator
Al Roberts..... Special Teams
Kim Wood..... Strength and Conditioning
Bob Wylie..... Tight Ends

1998 HEAD COACH — BRUCE COSLET
Paul Alexander..... Offensive Line
Jim Anderson..... Running Backs
Ken Anderson..... Offensive Coordinator
Louie Cioffi..... Defensive Staff Assistant
Mark Duffner..... Linebackers
John Garrett..... Offensive Staff Assistant
Ray Horton..... Defensive Backs
Tim Krumrie..... Defensive Line
Dick LeBeau..... Assistant Head Coach/
Defensive Coordinator
Al Roberts..... Special Teams
Kim Wood..... Strength and Conditioning
Bob Wylie..... Tight Ends

(Year-by-year coaching staffs, cont.)

1999 HEAD COACH — BRUCE COSLET
Paul Alexander..... Offensive Line
Jim Anderson..... Running Backs
Ken Anderson..... Offensive Coordinator
Louie Cioffi..... Defensive Staff Assistant
Mark Duffner..... Linebackers
Ray Horton..... Defensive Backs
Tim Krumrie..... Defensive Line
Dick LeBeau..... Assistant Head Coach/ Defensive Coordinator
Steve Mooshagian..... Wide Receivers
Al Roberts..... Special Teams
Frank Verducci..... Tight Ends
Kim Wood..... Strength and Conditioning

2000 HEAD COACHES — BRUCE COSLET* AND DICK LeBEAU**
Paul Alexander..... Offensive Line
Jim Anderson..... Running Backs
Ken Anderson..... Offensive Coordinator
Louie Cioffi..... Defensive Staff Assistant
Mark Duffner..... Linebackers
Ray Horton..... Defensive Backs
Tim Krumrie..... Defensive Line
Dick LeBeau**..... Assistant Head Coach/ Defensive Coordinator
Steve Mooshagian..... Wide Receivers
Al Roberts..... Special Teams
Frank Verducci..... Tight Ends
Kim Wood..... Strength and Conditioning
*Resigned after Game 3.
**Was Assistant Head Coach/Defensive Coordinator for Games 1-3 and Head Coach for Games 4-16.

2001 HEAD COACH — DICK LeBEAU
Paul Alexander..... Offensive Line
Jim Anderson..... Running Backs
Ken Anderson..... Quarterbacks
Bob Bratkowski..... Offensive Coordinator
Louie Cioffi..... Defensive Assistant
Kevin Coyle..... Cornerbacks
Mark Duffner..... Defensive Coordinator/Linebackers
John Garrett..... Offensive Assistant
Rodney Holman..... Strength and Conditioning Assistant
Ray Horton..... Safeties
Tim Krumrie..... Defensive Line
Steve Mooshagian..... Wide Receivers
Al Roberts..... Special Teams
Frank Verducci..... Tight Ends
Kim Wood..... Strength and Conditioning

2002 HEAD COACH — DICK LeBEAU
Paul Alexander..... Offensive Line
Jim Anderson..... Running Backs
Ken Anderson..... Quarterbacks
Bob Bratkowski..... Offensive Coordinator
Louie Cioffi..... Defensive Assistant
Kevin Coyle..... Cornerbacks
Mark Duffner..... Defensive Coordinator/Linebackers
John Garrett..... Tight Ends
Rodney Holman..... Strength and Conditioning Assistant
Tim Krumrie..... Defensive Line
Steve Mooshagian..... Wide Receivers
Darren Perry..... Safeties
Al Roberts..... Special Teams
Bob Surace..... Offensive Assistant
Kim Wood..... Strength and Conditioning

2003 HEAD COACH — MARVIN LEWIS
Paul Alexander..... Assistant Head Coach/ Offensive Line
Jim Anderson..... Running Backs
Bob Bratkowski..... Offensive Coordinator
Louie Cioffi..... Assistant Defensive Backs
Kevin Coyle..... Defensive Backs
Leslie Frazier..... Defensive Coordinator
Jay Hayes..... Defensive Line
Jonathan Hayes..... Tight Ends
Ricky Hunley..... Linebackers
Chip Morton..... Strength and Conditioning
Kurtis Shultz..... Assistant Strength and Conditioning
Darrin Simmons..... Special Teams
Bob Surace..... Offensive Assistant
Alex Wood..... Wide Receivers
Ken Zampese..... Quarterbacks

2004 HEAD COACH — MARVIN LEWIS
Paul Alexander..... Assistant Head Coach/ Offensive Line
Jim Anderson..... Running Backs
Bob Bratkowski..... Offensive Coordinator
Chuck Bresnahan..... Assistant
Louie Cioffi..... Assistant Defensive Backs
Kevin Coyle..... Defensive Backs
Leslie Frazier..... Defensive Coordinator
Jay Hayes..... Defensive Line
Jonathan Hayes..... Tight Ends
Ricky Hunley..... Linebackers
Hue Jackson..... Wide Receivers
Chip Morton..... Strength and Conditioning
Ray Oliver..... Assistant Strength and Conditioning
Darrin Simmons..... Special Teams
Bob Surace..... Assistant Offensive Line
Ken Zampese..... Quarterbacks

2005 HEAD COACH — MARVIN LEWIS
Paul Alexander..... Assistant Head Coach/ Offensive Line
Jim Anderson..... Running Backs
Bob Bratkowski..... Offensive Coordinator
Chuck Bresnahan..... Defensive Coordinator
Louie Cioffi..... Assistant Defensive Backs
Kevin Coyle..... Defensive Backs
Paul Guenther..... Staff Assistant
Jay Hayes..... Defensive Line
Jonathan Hayes..... Tight Ends
Ricky Hunley..... Linebackers
Hue Jackson..... Wide Receivers
Chip Morton..... Strength and Conditioning
Ray Oliver..... Assistant Strength and Conditioning
Darrin Simmons..... Special Teams
Bob Surace..... Assistant Offensive Line
Ken Zampese..... Quarterbacks

2006 HEAD COACH — MARVIN LEWIS
Paul Alexander..... Assistant Head Coach/ Offensive Line
Jim Anderson..... Running Backs
Bob Bratkowski..... Offensive Coordinator
Chuck Bresnahan..... Defensive Coordinator
Louie Cioffi..... Assistant Defensive Backs
Kevin Coyle..... Defensive Backs
Paul Guenther..... Assistant Special Teams/ Assistant Linebackers
Jay Hayes..... Defensive Line
Jonathan Hayes..... Tight Ends
Ricky Hunley..... Linebackers
Hue Jackson..... Wide Receivers
Chip Morton..... Strength and Conditioning
Ray Oliver..... Assistant Strength and Conditioning
Darrin Simmons..... Special Teams
Bob Surace..... Assistant Offensive Line
Ken Zampese..... Quarterbacks

2007 HEAD COACH — MARVIN LEWIS
Paul Alexander..... Assistant Head Coach/ Offensive Line
Jim Anderson..... Running Backs
Bob Bratkowski..... Offensive Coordinator
Chuck Bresnahan..... Defensive Coordinator
Louie Cioffi..... Assistant Defensive Backs
Kevin Coyle..... Defensive Backs
Paul Guenther..... Assistant Special Teams/ Assistant Linebackers
Jay Hayes..... Defensive Line
Jonathan Hayes..... Tight Ends
Ricky Hunley..... Linebackers
Chip Morton..... Strength and Conditioning
Ray Oliver..... Assistant Strength and Conditioning
Mike Sheppard..... Wide Receivers
Darrin Simmons..... Special Teams
Bob Surace..... Assistant Offensive Line
Ken Zampese..... Quarterbacks

2008 HEAD COACH — MARVIN LEWIS
Paul Alexander..... Assistant Head Coach/ Offensive Line
Jim Anderson..... Running Backs
Bob Bratkowski..... Offensive Coordinator
Louie Cioffi..... Assistant Defensive Backs
Kevin Coyle..... Defensive Backs
Jeff FitzGerald..... Linebackers
Paul Guenther..... Assistant Special Teams/ Assistant Linebackers
Jay Hayes..... Defensive Line
Jonathan Hayes..... Tight Ends
Chip Morton..... Strength and Conditioning
Ray Oliver..... Associate Strength and Conditioning
Mike Sheppard..... Wide Receivers
Darrin Simmons..... Special Teams
Bob Surace..... Assistant Offensive Line
Ken Zampese..... Quarterbacks
Mike Zimmer..... Defensive Coordinator

2009 HEAD COACH — MARVIN LEWIS
Paul Alexander..... Assistant Head Coach/ Offensive Line
Jim Anderson..... Running Backs
Bob Bratkowski..... Offensive Coordinator
Louie Cioffi..... Assistant Defensive Backs
Kevin Coyle..... Defensive Backs
Jeff FitzGerald..... Linebackers
Paul Guenther..... Assistant Special Teams/ Assistant Linebackers
Jay Hayes..... Defensive Line
Jonathan Hayes..... Tight Ends
Chip Morton..... Strength and Conditioning
Ray Oliver..... Associate Strength and Conditioning
Mike Sheppard..... Wide Receivers
Darrin Simmons..... Special Teams
Bob Surace..... Assistant Offensive Line
Ken Zampese..... Quarterbacks
Mike Zimmer..... Defensive Coordinator

2010 HEAD COACH — MARVIN LEWIS
Paul Alexander..... Assistant Head Coach/ Offensive Line
Jim Anderson..... Running Backs
Bob Bratkowski..... Offensive Coordinator
Kyle Caskey..... Offensive Quality Control
Louie Cioffi..... Assistant Defensive Backs
Kevin Coyle..... Defensive Backs
Jeff FitzGerald..... Linebackers
Jeff Friday..... Assistant Strength and Conditioning
Paul Guenther..... Assistant Special Teams/ Assistant Linebackers
Jay Hayes..... Defensive Line
Jonathan Hayes..... Tight Ends
Chip Morton..... Strength and Conditioning
Mike Sheppard..... Wide Receivers
Darrin Simmons..... Special Teams
Ken Zampese..... Quarterbacks
Mike Zimmer..... Defensive Coordinator

2011 HEAD COACH — MARVIN LEWIS
Paul Alexander..... Assistant Head Coach/ Offensive Line
Jim Anderson..... Running Backs
Kyle Caskey..... Offensive Quality Control
Kevin Coyle..... Defensive Backs
Jeff FitzGerald..... Linebackers
Jeff Friday..... Assistant Strength and Conditioning
Jay Gruden..... Offensive Coordinator
Paul Guenther..... Assistant Defensive Backs/ Assistant Special Teams
Jay Hayes..... Defensive Line
Jonathan Hayes..... Tight Ends
David Lippincott..... Defensive Quality Control
Chip Morton..... Strength and Conditioning
Darrin Simmons..... Special Teams
James Urban..... Wide Receivers
Ken Zampese..... Quarterbacks
Mike Zimmer..... Defensive Coordinator

2012 HEAD COACH — MARVIN LEWIS
Paul Alexander..... Assistant Head Coach/ Offensive Line
Jim Anderson..... Running Backs
Mark Carrier..... Defensive Backs
Kyle Caskey..... Offensive Quality Control/ Assistant Offensive Line
Brayden Coombs..... Offensive Assistant
Jeff Friday..... Assistant Strength and Conditioning
Jay Gruden..... Offensive Coordinator
Paul Guenther..... Linebackers
Jay Hayes..... Defensive Line
Jonathan Hayes..... Tight Ends
Hue Jackson..... Assistant Special Teams/ Assistant Defensive Backs
David Lippincott..... Defensive Quality Control/ Assistant Linebackers
Chip Morton..... Strength and Conditioning
Darrin Simmons..... Special Teams
James Urban..... Wide Receivers
Ken Zampese..... Quarterbacks
Mike Zimmer..... Defensive Coordinator

2013 HEAD COACH — MARVIN LEWIS
Paul Alexander..... Assistant Head Coach/ Offensive Line
Mark Carrier..... Defensive Backs
Kyle Caskey..... Assistant Offensive Line/ Quality Control
Brayden Coombs..... Assistant Special Teams/ Quality Control
Jeff Friday..... Assistant Strength and Conditioning
Jay Gruden..... Offensive Coordinator
Paul Guenther..... Linebackers
Jay Hayes..... Defensive Line
Jonathan Hayes..... Tight Ends
Hue Jackson..... Special Assistant to the Head Coach/ Running Backs
David Lippincott..... Assistant Linebackers/ Quality Control
Chip Morton..... Strength and Conditioning
Darrin Simmons..... Special Teams Coordinator
James Urban..... Wide Receivers
Ken Zampese..... Quarterbacks
Adam Zimmer..... Assistant Defensive Backs
Mike Zimmer..... Defensive Coordinator

2014 HEAD COACH — MARVIN LEWIS
Paul Alexander..... Assistant Head Coach/ Offensive Line
Brian Braswell..... Offensive Assistant/Quality Control
Matt Burke..... Linebackers
Mark Carrier..... Defensive Backs
Kyle Caskey..... Running Backs
Brayden Coombs..... Assistant Special Teams/ Quality Control
Jeff Friday..... Assistant Strength and Conditioning
Paul Guenther..... Defensive Coordinator
Jay Hayes..... Defensive Line
Jonathan Hayes..... Tight Ends
Hue Jackson..... Offensive Coordinator
Vance Joseph..... Defensive Backs
Marcus Lewis..... Defensive Assistant/Quality Control
David Lippincott..... Assistant Linebackers/ Quality Control
Chip Morton..... Strength and Conditioning
Darrin Simmons..... Special Teams Coordinator
James Urban..... Wide Receivers
Ken Zampese..... Quarterbacks

2015 HEAD COACH — MARVIN LEWIS
Paul Alexander..... Assistant Head Coach/ Offensive Line
Brian Braswell..... Offensive Quality Control/ Assistant Offensive Line
Matt Burke..... Linebackers
Mark Carrier..... Defensive Backs
Kyle Caskey..... Running Backs
Brayden Coombs..... Offensive Quality Control/ Special Teams Assistant
Jeff Friday..... Assistant Strength and Conditioning
Paul Guenther..... Defensive Coordinator
Jay Hayes..... Defensive Line
Jonathan Hayes..... Tight Ends
Hue Jackson..... Offensive Coordinator
Vance Joseph..... Defensive Backs
Marcus Lewis..... Defensive Assistant/Quality Control
David Lippincott..... Assistant Linebackers/ Quality Control
Robert Livingston..... Defensive Quality Control/ Special Teams Assistant
Chip Morton..... Strength and Conditioning
Darrin Simmons..... Special Teams Coordinator
James Urban..... Wide Receivers
Ken Zampese..... Quarterbacks

2016 HEAD COACH — MARVIN LEWIS
Paul Alexander..... Assistant Head Coach/ Offensive Line
Jacob Burney..... Defensive Line
Kyle Caskey..... Running Backs
Brayden Coombs..... Assistant Special Teams/ Defensive Quality Control
Robert Couch..... Offensive Quality Control/ Offensive Line
Kevin Coyle..... Secondary
Jeff Friday..... Assistant Strength and Conditioning
Paul Guenther..... Defensive Coordinator
Jim Haslett..... Linebackers
Jonathan Hayes..... Tight Ends
Bill Lazor..... Quarterbacks
Marcus Lewis..... Defensive Quality Control/ Defensive Line
David Lippincott..... Assistant Linebackers/ Quality Control
Robert Livingston..... Secondary
Chip Morton..... Strength and Conditioning
Dan Pitcher..... Offensive Assistant/Wide Receivers
Darrin Simmons..... Special Teams Coordinator
James Urban..... Wide Receivers
Ken Zampese..... Offensive Coordinator

(Year-by-year coaching staffs, cont.)

2017	
HEAD COACH — MARVIN LEWIS	
Paul Alexander	Assistant Head Coach/ Offensive Line
Jacob Burney	Defensive Line
Kyle Caskey	Running Backs
Brayden Coombs	Assistant Special Teams/ Defensive Quality Control
Robert Couch	Offensive Quality Control/ Offensive Line
Kevin Coyle	Secondary
Jeff Friday	Assistant Strength and Conditioning
Paul Guenther	Defensive Coordinator
Jim Haslett	Linebackers
Jonathan Hayes	Tight Ends
Bill Lazor	Quarterbacks
Marcus Lewis	Defensive Quality Control/ Defensive Line
David Lippincott	Assistant Linebackers/ Quality Control
Robert Livingston	Secondary
Chip Morton	Strength and Conditioning
Dan Pitcher	Offensive Assistant/Wide Receivers
Darrin Simmons	Special Teams Coordinator
James Urban	Wide Receivers
Ken Zampese*	Offensive Coordinator

*Was Quarterbacks Coach for Games 1-2 and

Offensive Coordinator for Games 3-16.

**Released after Game 2.

2018	
HEAD COACH — MARVIN LEWIS*	
Teryl Austin**	Defensive Coordinator
Bob Bicknell	Wide Receivers
Jacob Burney	Defensive Line
Kyle Caskey	Running Backs
Brayden Coombs	Assistant Special Teams/ Offensive Quality Control
Robert Couch	Offensive Quality Control/ Offensive Line
Jeff Friday	Assistant Strength and Conditioning
Jim Haslett	Linebackers
Jonathan Hayes	Tight Ends
Daronte Jones	Secondary/Cornerbacks
Bill Lazor	Offensive Coordinator
Marcus Lewis	Defensive Quality Control/ Linebackers
Robert Livingston	Secondary/Safeties
Chip Morton	Strength and Conditioning
Dan Pitcher	Offensive Assistant/Quarterbacks
Frank Pollack	Offensive line
Matt Raich	Defensive Assistant/ Assistant Defensive Line
Darrin Simmons	Special Teams Coordinator
Alex Van Pelt	Quarterbacks

*Assumed the responsibilities of Defensive

Coordinator for Games 10-16.

**Released after Game 9.

2019	
HEAD COACH — ZAC TAYLOR	
Lou Anarumo	Defensive Coordinator
Bob Bicknell	Wide receivers
Joey Boese	Strength and Conditioning
Brian Callahan	Offensive Coordinator
James Casey	Tight Ends
Gerald Chatman	Defensive Assistant
Brayden Coombs	Assistant Special Teams
Mark Duffner	Senior Defensive Assistant
Nick Eason	Defensive Line
Todd Hunt	Assistant Strength and Conditioning
Daronte Jones	Secondary/Cornerbacks
Jordan Kovacs	Defensive Quality Control
Brad Kragthorpe	Offensive Assistant
Robert Livingston	Secondary/Safeties
Tem Lukabu	Linebackers
Ben Martin	Assistant Offensive Line
Dan Pitcher	Assistant Quarterbacks
Darrin Simmons	Special Teams Coordinator
Jemal Singleton	Running Backs
Garrett Swanson	Assistant Strength and Conditioning
Jim Turner	Offensive Line
Alex Van Pelt	Quarterbacks

2020	
HEAD COACH — ZAC TAYLOR	
Lou Anarumo	Defensive Coordinator
Colt Anderson	Assistant Special Teams
Bob Bicknell	Wide Receivers
Joey Boese	Strength and Conditioning
Brian Callahan	Offensive Coordinator
James Casey	Tight Ends
Gerald Chatman	Defensive Assistant
Mark Duffner	Senior Defensive Assistant
Nick Eason	Defensive Line
Al Golden	Linebackers
Todd Hunt	Assistant Strength and Conditioning
Steve Jackson	Secondary/Cornerbacks
Jordan Kovacs	Defensive Quality Control
Brad Kragthorpe	Offensive Assistant
Robert Livingston	Secondary/Safeties
Ben Martin	Assistant Offensive Line
Dan Pitcher	Quarterbacks
Darrin Simmons	Assistant Head Coach/ Special Teams Coordinator
Jemal Singleton	Running Backs
Garrett Swanson	Assistant Strength and Conditioning
Jim Turner	Offensive Line
Troy Walters	Assistant Wide Receivers

2021	
HEAD COACH — ZAC TAYLOR	
Lou Anarumo	Defensive Coordinator
Colt Anderson	Assistant Special Teams
Joey Boese	Strength and Conditioning
Brian Callahan	Offensive Coordinator
James Casey	Tight Ends
Louie Cioffi	Defensive Quality Control
Mark Duffner	Senior Defensive Assistant
Al Golden	Linebackers
Justin Hill	Running Backs
Marion Hobby	Defensive Line
Todd Hunt	Assistant Strength and Conditioning
Steve Jackson	Secondary/Cornerbacks
Jordan Kovacs	Defensive Quality Control
Brad Kragthorpe	Assistant Wide Receivers
Robert Livingston	Secondary/Safeties
Ben Martin	Assistant Offensive Line
Dan Pitcher	Quarterbacks
Frank Pollack	Offensive Line/ Run Game Coordinator
Darrin Simmons	Assistant Head Coach/ Special Teams Coordinator
Garrett Swanson	Assistant Strength and Conditioning
Troy Walters	Wide Receivers

2022	
HEAD COACH — ZAC TAYLOR	
Lou Anarumo	Defensive Coordinator
Colt Anderson	Assistant Special Teams
James Beltcher	Linebackers
Joey Boese	Strength and Conditioning
Charles Burks	Secondary/Cornerbacks
Brian Callahan	Offensive Coordinator
James Casey	Tight Ends
Louie Cioffi	Defensive Quality Control
Mark Duffner	Senior Defensive Assistant
Derek Frazier	Assistant Offensive Line
Justin Hill	Running Backs
Marion Hobby	Defensive Line
Todd Hunt	Assistant Strength and Conditioning
Fredi Knighten	Offensive Assistant
Jordan Kovacs	Assistant Linebackers
Brad Kragthorpe	Assistant Wide Receivers
Robert Livingston	Secondary/Safeties
Ben Martin	Assistant Offensive Line
Dan Pitcher	Quarterbacks
Frank Pollack	Offensive Line/ Run Game Coordinator
Darrin Simmons	Assistant Head Coach/ Special Teams Coordinator
Garrett Swanson	Assistant Strength and Conditioning
Troy Walters	Wide Receivers

2023	
HEAD COACH — ZAC TAYLOR	
Lou Anarumo	Defensive Coordinator
Colt Anderson	Assistant Special Teams
James Beltcher	Linebackers
Joey Boese	Strength And Conditioning
Charles Burks	Secondary/Cornerbacks
Brian Callahan	Offensive Coordinator
James Casey	Tight Ends
Louie Cioffi	Defensive Quality Control
Mark Duffner	Senior Defensive Assistant
Derek Frazier	Assistant Offensive Line
Justin Hill	Running Backs
Marion Hobby	Defensive Line
Todd Hunt	Assistant Strength and Conditioning
Fredi Knighten	Offensive Assistant
Jordan Kovacs	Assistant Linebackers
Brad Kragthorpe	Assistant Quarterbacks
Robert Livingston	Secondary/Safeties
Dan Pitcher	Quarterbacks
Frank Pollack	Offensive Line/ Run Game Coordinator
Darrin Simmons	Assistant Head Coach/ Special Teams Coordinator
Garrett Swanson	Assistant Strength and Conditioning
Troy Walters	Wide Receivers

PLAYER HISTORY

ALL-TIME ROSTER

To be eligible for the all-time roster, a player must have been in uniform for at least one regular-season or postseason game, or spent a minimum of four games on the roster (including inactive status) in any one season. A player who qualifies at any point under these guidelines also will be credited for seasons in which he was on a reserve list but did not play or dress for a game. Players who spend time on a reserve list but have never played or dressed for a game do not qualify for the all-time roster. The Practice Squad does not qualify.

— A —			
NO.	NAME	POS.	YRS. COLLEGE
53	Abdullah, Khalid	LB	'03-04 Mars Hill
46	Adams, Blue	CB	'07 Cincinnati
52	Adams, Doug	LB	'71-74 Ohio State
95	Adams, Sam	DT	'06 Texas A&M
77	Adeniji, Hakeem	G/OT	'20-22 Kansas
95	Adeyanju, Victor	DE	'10 Indiana
48	Adomitis, Cal	LS	'22-23 Pittsburgh
92	Akinmoladun, Freedom	DT	'19-20 Nebraska
40	Alexander, Charles	HB/FB	'79-85 Louisiana State
21	Alexander, Mackensie	CB	'20 Clemson
82	Alexis, Alton	WR	'80 Tulane
15	Alford, Mario	WR	'15 West Virginia
8	Allen, Brandon	QB	'20-22 Arkansas
25	Allen, Jason	CB	'12 Tennessee
37	Allen, Ricardo	S	'21 Purdue
33	Ambrose, Ashley	CB	'96-98 Mississippi Valley St.
89	Amner, Martin	DE	'70 Evansville
92	Anderson, Jamaal	DE	'12 Arkansas
31	Anderson, Jerry	S	'77 Oklahoma
14	Anderson, Ken	QB	'71-86 Augusta (Ill.)
26	Anderson, Tycen	S	'22-23 Toledo
71	Anderson, Willie	OT	'96-07 Auburn
79	Andrews, Stacy	G/OT	'04-08 Mississippi
20	Apple, Eli	CB	'21-22 Ohio State
78	Archer, Dan	OT	'68 Oregon
33	Armour, JoJuan	S/LB	'99-02 Miami (Ohio)
61	Aronson, Doug	G	'87 San Diego State
65	Arthur, Mike	C	'91-92 Texas A&M
86	Asiasi, Devin	TE	'22 UCLA
96	Askew, Matthias	DT	'04-05 Michigan State
97	Atkins, Geno	DT	'10-20 Georgia
51	Avery, Ken	LB	'69-74 Southern Mississippi
22	Awuzie, Chidobe	CB	'21-23 Colorado

— B —			
NO.	NAME	POS.	YRS. COLLEGE
85	Baccaglio, Martin	DE	'68-70 San Jose State
49	Bachie, Joe	LB	'21-23 Michigan State
79	Bacon, Coy	DE	'76-77 Jackson State
10	Bahr, Chris	K	'76-79 Penn State
51	Bailey, Markus	LB	'20-23 Purdue
18	Bailey, Thomas	WR	'95 Auburn
42	Ball, Eric	FB/KOR	'89-94 UCLA
38	Banks, Estes	RB	'68 Colorado
90	Bankston, Michael	DE	'98-00 Sam Houston State
35	Barber, Chris	S	'87-89 North Carolina A&T
86	Barber, Mike	WR	'90-92 Marshall
53	Barker, Leo	LB	'84-91 New Mexico State
93	Barnot, Tom	DT	'00 Pittsburgh
38,35	Basnight, Michael	RB	'99-00 North Carolina A&T
84	Bass, Don	WR/TE	'78-81 Houston
30	Bates, Jessie, III	S	'18-22 Wake Forest
89	Battaglia, Marco	TE	'96-01 Rutgers
27	Battle, Jordan	S	'23 Alabama
31	Battle, Ralph	DB	'84 Jacksonville State
21	Bauman, Rashad	CB	'04-06 Oregon
23,49	Bean, Robert	CB	'00-01 Mississippi State
58	Beauchamp, Al	LB	'68-75 Southern
45	Beckett, Rogers	S	'03-04 Marshall
51,52	Bell, Brandon	LB	'17-18 Penn State
26	Bell, Leonard	S	'87 Indiana
40	Bell, Myron	S	'98-99 Michigan State
24	Bell, Vonn	S	'20-22 Ohio State
21	Benjamin, Ryan	RB	'93 Pacific
35	Bennett, Antoine	CB	'91-92 Florida A&M
16	Bennett, Ben	QB	'87 Duke
36	Bennett, Brandon	RB/KOR	'98-03 South Carolina
23	Bennett, Fred	CB	'10 South Carolina
32	Benson, Cedric	RB	'08-11 Texas
57	Bentley, Ray	LB	'92 Central Michigan
66	Bergey, Bill	LB	'69-73 Arkansas State
25	Bernard, Giovanni	RB	'13-20 North Carolina
82	Berry, Royce	DE	'69-75 Houston
79	Berthussen, Bill	DE	'87 Iowa State
21	Bieniemy, Eric	RB/KOR	'95-98 Colorado
99,75	Billings, Andrew	DT	'16-19 Baylor
24	Billups, Lewis	CB	'86-91 North Alabama
90	Bilukiddi, Christo	DT	'13 Georgia State
85	Binnis, Armon	WR	'12 Cincinnati
66	Blackman, Ken	G	'96-99 Illinois
37	Blackmon, Roosevelt	CB	'98-99 Morris Brown
56	Blackstock, Darryl	LB/DE	'08 Virginia
29	Blackwood, Lyle	S/PR	'73-75 Texas Christian
74	Blados, Brian	G/OT	'84-91 North Carolina
45	Blair, Michael	FB	'98 Ball State
8	Blake, Jeff	QB	'94-99 East Carolina
91	Bledsoe, Amani	DE/DT	'20 Oklahoma
61	Bodine, Russell	C	'14-17 North Carolina

41	Body, Patrick	CB	'05 Toledo
53	Boley, Michael	LB	'13 Southern Mississippi
65	Boling, Clint	G	'11-18 Georgia
96	Booker, Vaughn	DE	'00-02 Cincinnati
32	Borders, Nate	S	'87 Indiana
61	Boyersak, Jerry	NT	'82-85 Pittsburgh
85	Boyd, LaVell	WR	'00 Louisville
83	Boyd, Tyler	WR	'16-23 Pittsburgh
85	Brabham, Dan	LB	'68 Arkansas
60	Bradley, Chuck	OT	'93 Kentucky
55	Brady, Ed	LB/LS	'86-91 Illinois
74	Braham, Rich	C/G	'94-06 West Virginia
4	Bramlet, Casey	QB	'04 Wyoming
39	Brannon, John	CB	'21 Western Carolina
58	Braxton, David	LB	'94 Wake Forest
3,10	Breech, Jim	K	'80-92 California
34	Breedren, Louis	CB	'77-87 N. Carolina Central
18	Breen, Adrian	QB	'87 Morehead State
83	Brennan, Brian	WR	'92 Boston College
60	Brennan, Mike	OT	'90-91 Notre Dame
88	Brewer, Sean	TE	'01-02 San Jose State
10	Brice, Will	P	'99 Tulane
47	Bright, Greg	S	'80-81 Morehead State
65	Briz, Darrick	C	'94-98 Oregon State
43	Brim, Mike	CB	'93-95 Virginia Union
83	Brook, Kevin	TE	'14 Rutgers
50,55	Brooks, Ahmad	LB	'06-07 Virginia
82	Brooks, Billy	WR	'76-79 Oklahoma
27	Brooks, Greg	CB	'04-06 Southern Mississippi
21	Brooks, James	RB	'84-91 Auburn
33	Broussard, Steve	RB	'94 Washington State
93	Brown, Andrew	DE	'19-20 Virginia
75	Brown, Anthony	OT/G	'95-98 Utah
78	Brown, Bob	DT	'75-76 Arkansas AM&N
30	Brown, Chase	RB	'23 Illinois
23	Brown, Chykie	CB	'16 Texas
81	Brown, Eddie	WR	'85-91 Miami (Fla.)
3	Brown, Josh	K	'12 Nebraska
86	Brown, Quan	WR	'87 Southern Arkansas
75	Brown, Orlando, Jr.	OT	'23 Oklahoma
52	Brown, Preston	LB	'18-19 Louisville
80	Brown, Tom	WR	'87 Augusta (S.D.)
27	Brown, Tony	CB	'20 Alabama
21	Browner, Jim	S	'79-80 Notre Dame
79	Browner, Ross	DE	'78-86 Notre Dame
6	Browning, Jake	QB	'21, '23 Washington
72	Brumfield, Scott	G	'93-97 Brigham Young
52	Buchanan, Tim	LB	'69 Hawaii
99	Buck, Jason	DE	'87-90 Brigham Young
96	Buckner, Brentson	NT	'87 Clemson
89	Buie, Drew	WR	'72 Catawba
74	Bujnoch, Glenn	G	'76-82 Texas A&M
4	Bullock, Randy	K	'16-20 Texas A&M
55	Buncom, Frank	LB	'68 Southern California
55	Burfit, Vontaze	LB	'12-18 Arizona State
28	Burk, Scott	S	'79 Oklahoma State
33	Burkhead, Rex	RB	'13-16 Nebraska
67	Burley, Gary	DE	'75-83 Pittsburgh
38	Burns, Jason	RB	'95 Wisconsin
21	Burris, Jeff	CB	'02-03 Notre Dame
9	Burrow, Joe	QB	'20-23 Louisiana State
58	Bush, Blair	CB	'78-82 Washington
88	Bush, Steve	TE/FB/LS	'97-00 Arizona State
36,40	Busing, John	S	'06-08 Miami (Ohio)
27	Bussey, Barney	S/KOR	'86-92 South Carolina State
56	Bynes, Josh	LB	'20 Auburn

— C —			
NO.	NAME	POS.	YRS. COLLEGE
68	Cadigan, Dave	G	'94 Southern California
87	Caldwell, Andre	WR/KOR	'08-11 Florida
63	Calhoun, Shaq	G	'20 Mississippi State
48	Calitro, Austin	LB	'21 Villanova
50	Cameron, Glenn	LB	'75-85 Florida
17	Campbell, Jason	QB	'14 Auburn
64	Canale, Justin	G	'69 Mississippi State
65	Cappa, Alex	G	'22-23 Humboldt State
34	Carey, Richard	CB	'89 Idaho
79	Carman, Jackson	G/OT	'21-23 Clemson
70	Carpenter, Ron N.	DT/DE	'70-76 North Carolina State
32	Carpenter, Ron A.	S	'93 Miami (Ohio)
86	Carroll, Wesley	WR	'93 Miami (Fla.)
33,39	Carson, Tra	RB	'16-18 Texas A&M
45	Carter, Carl	CB	'90 Texas Tech
82	Carter, Cethan	TE/H-B	'17-20 Nebraska
42	Carter, Chris C.	S	'00-01 Texas
51,56	Carter, Chris D.	LB	'14-15 Fresno State
32	Carter, Ki-Jana	RB	'95-99 Penn State
21	Carter, Tom	CB	'99-01 Notre Dame
11	Carter, Virgil	QB	'70-73 Brigham Young
95	Carter, Zach	DT	'22-23 Florida
37	Casanova, Tommy	S/PR	'72-77 Louisiana State
21	Castille, Simeon	CB	'08 Alabama
56	Catchings, Toney	LB	'87 Cincinnati
95	Chamberlin, Frank	LB	'03-'04 Boston College
72	Chambers, Kirk	OT	'10 Stanford
81	Chandler, Al	TE	'73-74 Oklahoma
24	Chapman, Clarence	CB	'80-81 Eastern Michigan
80	Charles, Orson	TE	'12-13 Georgia

1	Chase, Ja'Marr	WR	'21-23 Louisiana State	
83	Chatman, Antonio	WR/PR	'06-09 Cincinnati	
91	Chevrier, Randy	LS	'01 McGill (Canada)	
79	Chomyszak, Steve	DT/DE	'68-73 Syracuse	
4	Christman, Drue	S	'22 Ohio State	
11	Christensen, Jeff	QB	'83 Eastern Illinois	
57	Clark, Bernard	LB	'90-91 Miami (Fla.)	
42,35	Clark, Boobie	FB	'73-78 Bethune-Cookman	
11	Clark, Bryan	QB	'84 Michigan State	
21	Clark, Rico	CB	'99 Louisville	
11	Clark, Wayne	QB	'74 U.S. International	
93	Clarke, Will	DE	'14-16 West Virginia	
22	Clements, Nate	CB/S	'11-12 Ohio State	
92	Clemons, Duane	DE	'03-05 California	
86,46	Coats, Daniel	TE/FB	'07-10 Brigham Young	
61	Coats, Tony	G	'99 Washington	
24	Cobb, Marvin	S	'75-79 Southern California	
89	Cobb, Mike	TE	'77 Michigan State	
81	Cochart, Colin	TE	'11 South Dakota State	
80	Coffman, Chase	TE	'09-10 Missouri	
23	Coleman, Al	S	'69-71 Tennessee State	
60	Coleman, Reggie	OT	'02 Tennessee	
11	Coles, Laveranues	WR	'09 Florida State	
55	Collins, Darrick	LB	'95-97 Penn State	
73	Collins, Anthony	OT	'08-13 Kansas	
90	Collins, Gerald	LB	'95 Vanderbilt	
76	Collins, Glen	DE	'82-85 Mississippi State	
71	Collins, La'el	OT	'22-23 Louisiana State	
80	Collinsworth, Cris	WR	'81-88 Florida	
38	Conley, Steve	RB	'72 Kansas	
32	Conner, John	FB	'12 Kentucky	
12	Cook, Greg	QB	'69-74 Cincinnati	
64	Cook, Kyle	C	'08-13 Michigan State	
16	Cooper, Pharoah	WR	'19 South Carolina	
92	Copeland, John	DE/DT	'93-00 Alabama	
81	Corbett, Jim	TE	'77-80 Pittsburgh	
16	Core, Cody	WR	'16-18 Mississippi	
76	Cornish, Frank	DT	'70 Grambling	
12	Cosby, Quan	WR/PR	'09-10 Texas	
88	Coslet, Bruce	TE	'69-76 Pacific	
6	Costello, Brad	P	'98-99 Boston University	
46,29	Cottrhan, Jeff	FB	'94-96 Ohio State	
70	Cotton, Barney	G	'79 Nebraska	
52	Cousino, Brad	LB	'75 Miami (Ohio)	
99	Covington, Christian	DT	'20 Rice	
4	Covington, Scott	QB	'99-01 Miami (Fla.)	
10	Crabtree, Eric	WR	'69-71 Pittsburgh	
34	Craig, Neal	S	'71-73 Fisk	
42,33	32	Crocker, Chris	S	'08-13 Marshall
60	Crummey, Andrew	C	'08 Maryland	
72	Cupp, Keith	OT	'87 Findlay	
98	Curtis, Canute	LB	'97-02 West Virginia	
85	Curtis, Isaac	WR	'73-84 San Diego State	

— D —			
NO.	NAME	POS.	YRS. COLLEGE
14	Dalton, Andy	QB	'11-19 Texas Christian
76	Daniels, Mike	DT	'20-21 Iowa
56	Dansby, Carlos	LB	'16 Auburn
96	Davidson, Kenny	DE	'96 Louisiana State
26	Davis, Charlie	RB	'74-75 Colorado
72	Davis, Dominique	DT	'22-23 N.C. at Pembroke
35,37	Davis, Jalen	CB	'20-23 Utah State
31	Davis, Lee	CB	'85 Mississippi
21	Davis, Oliver	S	'81-82 Tennessee State
27	Davis, Ricky	S	'75 Alabama
33	Davis, Sean	S	'21 Maryland
35,25	Davis, Tony	RB/PR	'76-78 Nebraska
59	Davis-Gaither, Akeem	LB	'20-23 Appalachian State
34	Dawson, Clifton	RB	'07 Harvard
47	Dawson, P.J.	LB	'15-16 Texas Christian
93	DeAyala, Kiki	LB	'86-87 Texas
85	DeGraffenreid, Allen	WR	'93 Ohio State
50	DeLeone, Tom	G/C	'72-73 Ohio State
73	DeMarco, Brian	G	'99 Michigan State
21	Dennard, Darqueze	CB	'14-19 Michigan State
63	Dennis, Guy	G	'69-72 Florida
74	Dennis, Mark	OT	'94 Illinois
56	DePaso, Tom	LB	'78 Penn State
51	Devlin, Chris	LB	'75-78 Penn State
34	Dillahunt, Ellis	S	'88 East Carolina
28	Dillon, Corey	RB	'97-03 Washington
51	DiManche, Jayson	LB	'13-14 Southern Illinois
38	Dingle, Mike	RB	'91-92 South Carolina
52,51	Dinkel, Tom	LB	'78-83, 85 Kansas
51	Dixon, Gerald	LB	'96-97 South Carolina
29	Dixon, Rickey	DB	'88-92 Oklahoma
7	Dolegala, Jake	QB	'19 Central Connecticut St.
66	Donahue, Mark	G	'78-79 Michigan
10	Dorsch, Travis	P/K	'02 Purdue
27	Dorsey, DeDe	RB	'07-08 Lindenwood
44	Doss, Mike	S	'08 Ohio State
76	Doughty, Mike	OT	'99-00 Notre Dame
67	Douglas, David	OT	'86-88 Tennessee
45	Douthard, Ty	RB	'97 Illinois
44	Dressler, Doug	RB	'70-74 Chico State
6	Driskel, Jeff	QB	'16-19 Louisiana Tech
41	Duckett, Forey	DB	'94 Nevada-Reno

(Player history — all-time roster, continued)

81	Dugans, Ron	WR	'00-02	Florida State
96	Dunlap, Carlos	DE	'10-20	Florida
80	Dunn, David	WR/KOR	'95-98	Fresno State
21	Dunn, Paul	RB	'70	U.S. International
29	Durko, Sandy	S	'70-72	Southern California
44	Dye, Tony	S	'12-13	UCLA
27	Dyer, Ken	S	'69-71	Arizona State

— E —

NO.	NAME	POS.	YRS.	COLLEGE
70	Eaddy, James	NT	'87	New York Tech
95	Edeball, Kasim	DE	'18	Boston College

53,87,

41	Edmonds, Chris	LB/TE/FB	'01-03	West Virginia
73	Edwards, Eddie	DE/DT	'77-88	Miami (Fla.)
85	Eifert, Tyler	TE	'13-19	Notre Dame
36	Elliott, Lenvil	RB	'73-78	Northeast Missouri St.
59	Ely, Larry	LB	'70-71	Iowa
52	Elzey, Paul	LB	'68	Toledo
12	Erickson, Alex	WR/PR/KOR	'16-20	Wisconsin
50	Erickson, Bernard	LB	'68	Abilene Christian
17	Ernst, Mike	QB	'73-74	Cal State-Fullerton
7	Eslason, Boomer	QB	'84-92, '97	Maryland
25	Evans, Chris	RB	'21-23	Michigan
50	Evans, Jordan	LB	'17-21	Oklahoma

— F —

NO.	NAME	POS.	YRS.	COLLEGE
31	Fain, Richard	CB	'91	Florida
62	Faine, Jeff	C	'12	Notre Dame
63	Fairchild, Greg	G	'76-77	Tulsa
68	Fanene, Jonathan	DE/DT	'05-11	Utah
33	Farley, John	RB	'84	Cal State-Sacramento
83	Farmer, Danny	WR	'00-02	UCLA
96	Fears, Willie	DE	'87	Northwestern St. (La.)
42	Fejedelem, Clayton	S	'16-19	Illinois
44	Fenner, Derrick	FB	'92-94	North Carolina
7	Fest, Howard	G/OT	'68-75	Texas
5	Finley, Ryan	QB	'19-20	North Carolina State
61	Finney, B.J.	C	'20	Kansas State
25	Fisher, Charles	CB	'99-00	West Virginia
74,44	Fisher, Jake	OT/H-B	'15-18	Oregon
11	Fitzpatrick, Ryan	QB	'07-08	Harvard
52	Flaherty, Tom	LB	'87	Northwestern
25	Fletcher, Jamar	CB	'08	Wisconsin
71	Fletcher, John	G	'87	Texas A&I
53	Flowers, Marquis	LB	'14-16	Arizona
33	Flowers, Tre	CB	'21-22	Oklahoma State
95	Foley, Steve	LB	'98-02	Northwest Louisiana
67	Fonfotou, Jerry	C	'04	Texas A&M
61	Ford, Cody	G	'23	Oklahoma
11	Ford, Mike	QB	'82	Southern Methodist
88	Foschi, J.P.	TE	'09-10	Georgia Tech
50	Francis, James	LB	'90-98	Baylor
39	Franklin, Pat	RB	'87	Southwest Texas St.
88	Franks, Jordan	TE	'18	Central Florida
57	Frazier, Andre	LB	'06-07	Cincinnati
43	Frazier, Curt	CB	'68	Fresno State
49,58	Frazier, Guy	LB	'81-84	Wyoming
12	Frerotte, Gus	QB	'02	Tulsa
97	Frier, Mike	DE	'92-94	Appalachian State
47,83	Frisch, David	TE	'93-94	Colorado State
33	Fritts, Stan	RB	'75-76	North Carolina State
3	Fry, Elliott	K	'21	South Carolina
33	Fulcher, David	S	'86-92	Arizona State
17	Fulhage, Scott	P	'87-88	Kansas State
42	Fuller, Mike	S/PR	'81-82	Auburn

— G —

NO.	NAME	POS.	YRS.	COLLEGE
18	Gallery, Jim	K	'89	Minnesota
48	Garrett, John	WR	'89	Princeton
89	Garrett, Shane	WR/KOR	'91-92	Texas A&M
11	Gaynor, Doug	QB	'86	Cal State-Long Beach
91	Geathers, Robert	DE/LB	'04-14	Georgia
26	Gehrke, Jack	WR	'69	Utah
42	George, Allan	CB	'22	Vanderbilt
89	George, Tim	WR	'73	Carson-Newman
21	Ghee, Brandon	CB	'10-13	Wake Forest
53	Ghiaciu, Eric	C	'05-08	Central Michigan
48	Gibler, Andy	TE	'83	Missouri
84	Gibson, Damon	WR/PR	'98	Iowa
99	Gibson, Oliver	DT/NT	'99-03	Notre Dame
95	Gilberry, Wallace	DE	'12-16	Alabama
30	Gilliard, Cory	S	'97	Ball State
98	Glasgow, Ryan	DT	'17-19	Michigan
64	Glass, Bill	G	'80	Baylor
77	Glenn, Cordy	OT	'18-19	Georgia
42	Glover, LaVar	CB	'02	Cincinnati
63	Goff, Mike	G/OT/C	'98-03	Iowa
58	Gordon, Alex	LB	'91-93	Cincinnati
7	Gradkowski, Bruce	QB	'11-12	Toledo
33	Graham, Kenny	S	'70	Washington State
41	Graham, Scottie	RB	'97	Ohio State
17	Graham, Shayne	K	'03-09	Virginia Tech
24	Grant, Alan	CB	'93	Stanford
98	Grant, David	NT	'88-91	West Virginia
91	Granville, Billy	LB	'97-00	Duke
41	Graves, White	S	'68	Louisiana State

18	Green, A.J.	WR	'11-20	Georgia
41	Green, Dave	P/K	'74-75	Ohio
28	Green, Harold	RB	'90-95	South Carolina
18	Green, Skyler	WR	'07	Louisiana State
42	Green-Ellis, BenJarvus	RB	'12-13	Mississippi
84	Gresham, Jermaine	TE	'10-14	Oklahoma
45	Griffin, Archie	RB	'76-83	Ohio State
87	Griffin, Damon	WR/PR	'99-00	Oregon
22	Griffin, James	S	'83-85	Middle Tennessee St.
76	Griffin, Jim	DE	'68	Grambling
44	Griffin, Ray	CB/KOR	'78-84	Ohio State
46	Groce, Cliff	FB	'99-00	Texas A&M
28	Guillory, John	DB	'69-70	Stanford
27	Gunn, Lance	S	'93	Texas
89	Gunner, Harry	DE	'68-69	Oregon State
93	Gunter, Jeff	DE	'22	Coastal Carolina
62	Gutierrez, Brock	C/G	'96-02	Central Michigan

— H —

NO.	NAME	POS.	YRS.	COLLEGE
45	Haddix, Wayne	CB	'91	Liberty
35	Haffner, Mike	WR	'71	UCLA
26	Hall, Cory	S	'99-02	Fresno State
29	Hall, Leon	CB	'07-15	Michigan
87	Hamilton, Cobi	WR	'14	Arkansas
88	Hamilton, Lawrence	WR	'03	Stephen F. Austin
71	Hammerstein, Mike	DE/NT	'86-90	Michigan
66	Hannula, Jim	OT	'83	Northern Illinois
91	Hardison, Marcus	DT	'15-16	Arizona State
45,41	Hardy, Adrian	CB	'94-95	Northwestern St. (La.)
51	Hardy, Kevin	LB	'03-04	Illinois
29	Hargreaves, Vernon, III	CB	'21	Florida
62	Hargrove, Jim	RB	'81	Wake Forest
57	Harmon, Ed	LB	'69	Louisville
56	Harper, Devin	LB	'23	Oklahoma State
96	Harrington, Chris	DE	'08	Texas A&M
53	Harris, Bo	LB	'75-82	Louisiana State
46	Harris, Clark	LS	'09-22	Rutgers
35	Harris, Davontae	CB	'18	Illinois State
26	Harris, Jim	DB	'71	Howard Payne
83	Harris, M.L.	TE	'80-85	Kansas State
8	Harris, Nick	P	'01-03	California
95	Harris, Orien	DT	'08-09	Miami (Fla.)
92	Harrison, James	LB	'13	Kent State
68	Hart, Bobby	OT	'18-20	Florida State
50	Hawk, A.J.	LB	'15	Ohio State
16	Hawkins, Andrew	WR	'11-13	Toledo
27	Hawkins, Artrell	CB	'98-03	Cincinnati
72	Hawkinson, Tanner	G	'13-14	Kansas
98	Hayden, Nick	DT	'11	Wisconsin
5	Hayes, Jeff	P	'86	North Carolina
69	Headrick, Sherrill	LB	'68	Texas Christian
20	Hearst, Garrison	RB	'96	Georgia
36	Heath, Jo-Jo	DB	'80	Pittsburgh
22	Heath, Rodney	CB	'99-01	Minnesota
34	Hebert, Kyries	S	'08-09	Louisiana-Lafayette
50	Henderson, Eric	DE/LB	'07-08	Georgia Tech
41	Henderson, Trayvon	S	'18-21	Hawaii
91	Hendrickson, Trey	DE	'21-23	Florida Atlantic
15	Henry, Chris	WR	'05-09	West Virginia
38	Henson, Champ	RB	'75	Ohio State
34	Herock, Ken	TE	'68	West Virginia
22	Herring, Kim	S	'04-05	Penn State
34	Herron, Daniel	RB	'12	Ohio State
16	Hertel, Rob	QB	'78	Southern California
89	Hewitt, Ryan	H-B	'14-17	Stanford
56	Hibler, Mike	LB	'68	Stanford
27	Hicks, Bryan	S	'80-84	McNeese State
85,5	Higgins, Tee	WR	'20-23	Clemson
92	Hill, B.J.	DT	'21-23	North Carolina State
23	Hill, Brian	RB	'17	Wyoming
49	Hill, Darius	TE	'09	Ball State
23	Hill, Dax	S	'22-23	Michigan
84,19	Hill, Jeff	WR	'94-96	Purdue
32	Hill, Jeremy	RB	'14-17	Louisiana State
63	Hill, Trey	C	'21-23	Georgia
28	Hill, Troy	CB	'15	Oregon
89	Hillary, Ira	WR/PR	'87-89	South Carolina
21	Hilton, Mike	CB	'21-23	Mississippi
98	Hinkle, George	DE	'93	Arizona
58	Hobson, Victor	LB	'08	Michigan
52	Hodge, Abdul	LB	'08-09	Iowa
44	Hodge, Darius	DE	'21	Marshall
7	Hogan, Kevin	QB	'20	Stanford
83	Holden, Steve	WR	'77	Arizona State
40	Hoeffield, John	RB	'88-89	West Virginia
76	Holland, Vernon	OT	'71-79	Tennessee State
12	Hollas, Donald	QB	'91-94	Rice
82	Holman, Rodney	TE	'82-92	Tulane
66,73	Hopkins, Trey	C/G	'14,16-21	Texas
16	Holt, Glenn	WR/KOR	'06-08	Kentucky
71	Horn, Rod	NT	'80-81	Nebraska
10	Horne, Greg	P	'87	Arkansas
20	Horton, Ray	CB	'83-88	Washington
84	Houshmandzadeh, T.J.	WR/PR	'01-08	Oregon State
53	Howard, Thomas	LB	'11-12	Texas-El Paso
20	Howard, Ty	CB	'99	Ohio State
17	Howe, Garry	NT	'93	Colorado
94	Hubbard, Sam	DE	'18-23	Ohio State
10	Huber, Kevin	P	'09-22	Cincinnati
60	Hudson, Otis	G	'11	Eastern Illinois
87	Hudson, Tanner	TE	'23	Southern Arkansas

85	Hundon, James	WR	'96-99	Portland State
20	Hunt, Bobby	S	'68-69	Auburn
31	Hunt, Gary	DB	'87	Memphis State
72	Hunt, Ron	OT	'76-78	Oregon
99,70	Hunt, Margus	DE/DT	'13-16, '20	Southern Methodist
88	Hurst, Hayden	TE	'22	South Carolina

— I —

NO.	NAME	POS.	YRS.	COLLEGE
43	Iloka, George	S	'12-17	Boise State
92	Inglis, Tim	LB	'87-88	Toledo
80	Iosivas, Andrei	WR	'23	Princeton
16	Irwin, Trenton	WR	'19-23	Stanford
38	Ivey, DJ	CB	'23	Miami (Fla.)

— J —

NO.	NAME	POS.	YRS.	COLLEGE
23	Jackson, Bernard	S/CB/KOR	'72-76	Washington State
28	Jackson, Dexter	S	'06-08	Florida State
65	Jackson, John	OT	'00-01	Eastern Kentucky
95	Jackson, LaDairis	LB	'03-04	Oregon State
37	Jackson, Robert	S	'81-87, '89	Central Michigan
12	Jackson, Shedrick	WR	'23	Auburn
22	Jackson, William, III	CB	'16-20	Houston
80	Jackson, Willie	WR	'98-99	Florida
80	James, Lynn	WR	'90-91	Arizona State
20,26	James, Tory	CB	'03-06	Louisiana State
30	Jauron, Dick	S	'78-81	Yale
93,53	Jeanly, Rashad	LB	'06-09	Central Florida
57	Jefferson, Kevin	LB	'94-95	Lehigh
45	Jefferson, Malik	LB	'18	Texas
87	Jeffries, Curtis	TE	'87	Louisville
84	Jenkins, Mike	WR	'97	Hampton
23	Jennings, Kelly	CB	'11	Miami (Fla.)
25	Jennings, Ligaricus	CB	'01-02	Tennessee State
36	Jennings, Stanford	RB/KOR	'84-90	Furman
64	Jerry, John	G/OT	'19	Mississippi
68	Jetton, Paul	C/G	'89-91	Texas
30	Johnson, Bill	RB	'85-87	Arkansas State
54	Johnson, Bob	C	'68-79	Tennessee
59	Johnson, Brandon	LB	'08-11	Louisville
85	Johnson, Chad	WR	'01-10	Oregon State
	Johnson, Chad (changed last name to Ochocinco in 2008; was known as Ochocinco from '08-11)	WR	'19-21	Florida
68,99	Johnson, Donnell	OT	'93	Johnson C. Smith
11	Johnson, Doug	QB	'06	Florida
19	Johnson, Essex	RB/PR/KOR	'68-75	Grambling
39	Johnson, James	RB	'08	Kansas State
31,23	Johnson, Jeremi	FB	'03-09	Western Kentucky
29	Johnson, Jim	DB	'69	South Carolina State
55	Johnson, John	LB	'94	Clemson
8	Johnson, Josh	QB	'13	San Diego
80	Johnson, Ken	DE	'71-77	Indiana
59	Johnson, Landon	LB	'04-07	Purdue
27	Johnson, Larry	RB	'09	Penn State
11	Johnson, Lee	P/K	'88-98	Brigham Young
43	Johnson, Mark	S	'87	Western Kentucky
93,90	Johnson, Michael	DE/LB	'09-13, '15-18	Georgia Tech
52	Johnson, Nico	LB	'14	Alabama
46	Johnson, Pete	FB	'77-83	Ohio State
50	Johnson, Riall	LB	'01-03	Stanford
32	Johnson, Rudi	RB	'01-07	Auburn
60	Johnson, T.J.	C/G	'14-17	South Carolina
99	Johnson, Tank	DT	'09-10	Washington
90	Johnson, Tim	DT	'96	Penn State
78	Johnson, Walter	DT	'77	Los Angeles State
44	Johnston, Clay	LB	'21-22	Baylor
18	Joiner, Charlie	WR	'72-75	Grambling
57	Jolitz, Evan	LB	'74	Cincinnati
24	Jones, Adam	CB/PR/KOR	'10-17	West Virginia
32	Jones, Bob	S	'73-74	Virginia Union
15	Jones, Charlie	WR/PR	'23	Purdue
66	Jones, Dan	OT	'93-95	Maine
20	Jones, David	CB	'07-09	Wingate
57	Jones, Dhani	LB	'07-10	Michigan
44	Jones, Herana-Daze	S	'06-08	Indiana
47	Jones, Keandre	LB	'20-22	Maryland
76	Jones, Levi	OT	'02-08	Arizona State
82	Jones, Marvin	WR	'12-15	California
25	Jones, Rod (Roderick)	CB	'90-96	Southern Methodist
60	Jones, Rod (Rodrek)	OT/G	'96-00	Kansas
24	Jones, Roger			

(Player history — all-time roster, continued)

29	Keaton, Curtis	RB/KOR	'00-01	James Madison
44	Keeling, Rex	P	'68	Samford
24	Kellermann, Ernie	S	'72	Miami (Ohio)
77	Kelly, Bob	OT	'68	New Mexico State
58	Kelly, Joe	LB	'86-89	Washington
87	Kelly, Mike	TE	'70-72	Davidson
82	Kelly, Reggie	TE	'03-10	Mississippi State
98	Kelly, Todd	DE	'95-96	Tennessee
26	Kemp, Bobby	S	'81-86	Cal State-Fullerton
89	Kern, Don	TE	'84-85	Arizona State
69	Kerr, Zach	DT	'21	Delaware
43	Kilmer, Ethan	S	'06-08	Penn State
65	Kindricks, Bill	DT	'68	Alabama A&M
47	King, Charlie	CB	'68-69	Purdue
90	King, Emanuel	LB	'85-88	Alabama
41	King, Joe	S	'91	Oklahoma State
28	Kinnbrew, Larry	FB	'83-87	Tennessee State
55	Kirk, Randy	LB	'92-93	San Diego State
27	Kirkpatrick, Dre	CB	'12-19	Alabama
3	Kitna, Jon	OB	'01-05	Central Washington
7,15	Klingler, David	OB	'92-95	Houston
71	Koch, Pete	DT	'84	Maryland
50	Koegel, Vic	LB	'74	Ohio State
3	Koehn, Marshall	K	'17	Iowa
68	Kollar, Bill	DT	'74-76	Montana State
75	Koostira, Scott	G/OT	'03-09	North Carolina State
30	Kors, R.J.	S	'93	Cal State-Long Beach
64	Kozerski, Bruce	C/G/OT	'84-95	Holy Cross
86	Kreider, Steve	WR	'79-86	Lehigh
6	Krenzel, Craig	OB	'05	Ohio State
15	Kresser, Eric	OB	'97-99	Marshall
75	Krevis, Al	OT	'75	Boston College
81	Kroft, Tyler	TE	'15-18	Rutgers
69	Krumrie, Tim	NT	'83-94	Wisconsin
59	Kurnick, Howie	LB	'79-80	Cincinnati

— L —

NO.	NAME	POS.	YRS.	COLLEGE
11	LaFell, Brandon	WR	'16-17	Louisiana State
40	Lamb, Ron	RB	'68-71	South Carolina
59	Lamur, Emmanuel	LB	'12-15	Kansas State
54,58	Langford, Jevon	DE	'96-01	Oklahoma State
62	Lapham, Dave	G/C/OT	'74-83	Syracuse
19	Larson, Kyle	P	'04-08	Nebraska
18	Lassiter, Kwamie, II	WR	'22-23	Kansas
83	Law, Dennis	WR/PR	'78	East Tennessee State
80	Lawrie, Nate	TE	'07-08	Yale
58	Lawson, Carl	DE/LB	'17-20	Auburn
99	Lawson, Manny	LB	'11-12	North Carolina State
68	Lawson, Steve	G	'71-72	Kansas
55	LeClair, Jim	LB	'72-83	North Dakota
86	Lee, Donald	TE	'11	Mississippi State
58	Leeuwenburg, Jay	G/C	'99	Colorado
8	LeFevour, Dan	OB	'10	Central Michigan
89	Lengel, Matt	TE	'18	Eastern Kentucky
40	Leonard, Brian	RB	'09-12	Rutgers
52	Levels, Dwayne	LB	'03	Oklahoma State
88	Levenseller, Mike	WR	'79-80	Washington State
15	Lewis, Dave	P/OB	'70-73	Stanford
37	Lewis-Harris, Chris	CB	'12-16	Tenn.-Chattanooga
77	Leyva, Victor	G/OT	'01-03	Arizona State
75	Linn, Jack	G/OT	'93	West Virginia
88,11	Little, Greg	WR	'14-15	North Carolina
62	Livingston, Dale	G	'08-11	Louisiana State
11	Livingston, Dale	P/K	'68-69	Western Michigan
52	Logan, James	LB	'95	Memphis
29,23	Logan, Marc	RB	'87-88	Kentucky
30	Lott, Anthonie	CB	'97	Florida
30	Luchey, Nick (formerly Nick Williams)	FB/I-B	'99-02, '05	Miami (Fla.)
50	Luigs, Jonathan	C	'09	Arkansas
29	Lusby, Vaughn	CB/PR	'79	Arkansas
47	Lynch, Corey	S	'08	Appalachian State
35	Lynch, James	FB	'04	Maryland

— M —

NO.	NAME	POS.	YRS.	COLLEGE
26	Mabin, Greg	CB	'19	Iowa
34	Mack, Tremain	S/CB/KOR	'97-00	Miami (Fla.)
77	Maddox, Bob	DE	'74	Frostburg State
47	Maidlow, Steve	LB	'83-84	Michigan State
96	Mallard, Josh	DE	'08	Georgia
80	Malone, Josh	WR	'17-18	Tennessee
9	Manca, Massimo	K	'87	Penn State
44	Manning, Aaron	CB	'87	Iowa State
95	Manning, Roy	LB	'07	Michigan
58	Manos, Sam	C	'87	Marshall
44	Manuel, Marquand	S	'02-03	Florida
22	Marsh, Curtis	CB	'13	Utah State
83	Marshall, Ed	WR	'71	Cameron (Okla.)
52	Marshall, Lemar	LB	'07	Michigan State
88	Martin, Mike	WR/PR/KOR	'83-89	Illinois
98	Martin, Terrance	DT	'04	North Carolina State
24	Mathias, Ric	CB	'98-99	Wisconsin-LaCrosse
66	Mathis, Evan	G	'08-10	Alabama
57,52	Matlock, John	G	'68	Miami (Fla.)
73	Matson, Pat	G	'68-74	Oregon
6	Matthews, Shane	OB	'03	Florida
58	Mauluga, Rey	LB	'09-16	Southern California
36	Mauia, Reagan	FB	'08	Hawaii

96	Maxey, Curtis	NT	'88	Grambling
50,58	Maxwell, Jim	LB	'07-08	Gardner-Webb
10	Maxwell, Marcus	WR	'07-08	Oregon
71	Mays, Rufus	OT	'70-78	Ohio State
51	Mays, Corey	LB	'07-08	Notre Dame
26	Mays, Taylor	S	'11-14	Southern California
39	McCalebb, Onlerio	CB	'14	Auburn
82	McCall, Ed	WR	'68	Miles College
5,4	McCarroll, AJ	QB	'14-17, '23	Alabama
72	McClendon, Skip	DE	'87-91	Arizona State
29	McCloud, Nick	CB	'21	Notre Dame
65,66	McClure, Wayne	LB	'68, '70	Mississippi
40	McCluskey, David	RB	'87	Georgia
86	McDaniel, John	WR	'74-77	Lincoln
69	McDonald, Clinton	DT	'10	Memphis
56	McDonald, Ricardo	LB	'92-97	Pittsburgh
85	McGee, Tim	WR/KOR	'86-92, '94-95	Tennessee

82	McGee, Tony	TE	'93-01	Michigan
96	McGhee, Kanavis	LB	'94	Colorado
59	McGill, Karmeeleyah	LB	'93	Notre Dame
66	McGlynn, Mike	G	'11	Pittsburgh
87	McInally, Pat	PWR	'76-85	Harvard
69	McKenzie, Kahlil	DT	'20	Tennessee
43	McMullen, Kirk	TE	'01	Pittsburgh
10	McNeal, Reggie	WR	'06	Texas A&M
2	McPherson, Evan	K	'21-23	Florida
29	McRae, Tony	CB	'17-19	North Carolina A&T
20	McTyer, Torry	CB	'19-20	Nevada-Las Vegas
42	McVea, Warren	WR/KOR	'68	Houston
85	Meehan, Greg	WR	'87	Bowling Green
58	Megna, Marc	LB	'00	Richmond
62	Melander, Jon	G	'92	Minnesota
59	Melntree, Andrew	LB	'80	Baylor
3	Mesko, Zoltan	P	'13	Michigan
68	Middendorf, Dave	G	'68-69	Washington State
45	Miles, Jeremy	S	'10-13	Massachusetts
36	Miles, Ostell	RB	'92-93	Houston
58	Miller, Caleb	LB	'04-07	Arkansas
67	Miller, John	G	'19	Louisville
44	Milne, Brian	FB	'96-99	Penn State
51	Minter, Kevin	LB	'17	Louisiana State
42	Mitchell, Anthony	S	'04-06	Tuskegee
72	Mitchell, Mack	DE	'79	Houston
19	Mitchell, Scott	OB	'00-01	Utah
99	Mitz, Alonzo	DE	'91-92	Florida
28	Mixon, Joe	RB	'17-23	Oklahoma
52	Moch, Dontay	LB	'11-12	Nevada
93	Monds, Mario	DT	'01-02	Cincinnati

65	Montoya, Max	G/OT	'79-89	Abilene Christian
60	Moore, Blake	C	'80-83	UCLA
60	Moore, Eric	C	'80-83	Wooster
60	Moore, Eric	OT	'94	Indiana
29	Moore, Kelvin	S	'98-99	Morgan State
60	Moore, Langston	DT	'04	South Carolina
50	Moore, Larry	G/C	'04-05	Brigham Young
65	Moore, Mauliy	DT	'75	Bethune-Cookman
93	Morabito, Tim	DT	'96	Boston College
21	Morgan, Melvin	CB	'76-78	Mississippi Valley St.
17	Morgan, Stanley	WR	'19-23	Nebraska
26	Morrison, Reece	RB	'72-73	Southwest Texas St.
81	Moss, Thaddeus	TE	'21	Louisiana State
73	Moyer, Ken	G/OT	'89-94	Toledo
56	Muckelroy, Rodrick	LB	'10-12	Texas
16	Muhlmann, Horst	K	'69-74	(none)
78	Munoz, Anthony	OT	'80-92	Southern California
99	Murphy, Myles	DE	'23	Clemson
44	Murray, Rico	CB/S	'09-11	Kent State
25	Myers, Chip	WR	'69-76	Northwestern Okla.
31	Myers, Greg	S/PR	'96-99	Colorado State
96	Myers, Michael	DT	'07	Alabama
37	Myles, Reggie	CB/S	'02-05	Alabama

— N —

NO.	NAME	POS.	YRS.	COLLEGE
57	Naves, Hannibal	LB	'05	Colorado
41	Ndukwe, Chinedum	S	'07-10	Notre Dame
41	Neal, Lorenzo	FB	'01-02	Fresno State
52	Neal, Randy	LB	'95-96	Virginia
53	Neidert, John	LB	'68	Louisville
20	Nelson, Reggie	S	'10-15	Florida
43	Nelson, Tom	S	'09-10	Illinois State
74	Newhouse, Marshall	OT	'14	Texas Christian
23	Newman, Terence	CB	'12-14	Kansas State
52	Nicholson, A.J.	LB	'06	Florida State
56	Nickerson, Hardy	LB	'17-19	Illinois
42	Niehoff, Rob	S	'87	Cincinnati
95	Nix, Roosevelt	DE	'92-93	Central State (Ohio)
12	Norseth, Mike	QB	'87-88	Kansas
89	Novak, Jack	TE	'75	Wisconsin
2	Nugent, Mike	K	'10-16	Ohio State

— O —

NO.	NAME	POS.	YRS.	COLLEGE
68	Obrovac, Mike	G/OT	'81-83	Bowling Green
	Ochocinco, Chad (see Chad Johnson)			
98	Odom, Antwan	DE	'08-10	Alabama
13	O'Donnell, Neil	OB	'98	Maryland
72	O'Dwyer, Matt	G	'99-03	Northwestern
92	Ogboju, Eric	DE	'02	Maryland
10	Ogbuehi, Cedric	OT	'15-18	Texas A&M
96	Oglesby, Alfred	DT	'95	Houston

52	Ogletree, Craig	LB	'90	Auburn
65	Ogunjobi, Larry	DT	'21	North Carolina-Charlotte
26	Ohaletel, Ifeanyi	S	'05	Southern California
29	Oliver, Louis	S	'94	Florida
24	O'Neal, Deltha	CB	'04-07	California
26	Orlando, Bo	S	'96-97	West Virginia
58	Ossal, Joseph	DE	'21-23	Texas
4	O'Sullivan, J.T.	OB	'09	California, Davis
48	Ott, Tyler	LS	'16	Harvard
81	Owens, Terrell	WR	'10	Tenn.-Chattanooga

— P —

NO.	NAME	POS.	YRS.	COLLEGE
9	Palmer, Carson	QB	'03-10	Southern California
5	Palmer, Jordan	QB	'08-10	Texas-El Paso
74	Park, Ernie	G	'69	McMurry
86	Parker, Carl	WR	'88-89	Vanderbilt
24	Parker, Surr	CB	'00	Texas A&M
20	Parish, Lemar	CB/PR/KOR	'70-77	Lincoln
93	Parten, Ty	DE	'93-95	Arizona
98	Patterson, Elton	DE	'03-04	Central Florida
27	Paul, Tito	CB	'97	Ohio State
64	Payne, Rod	C	'97-98	Michigan
20	Peacock, Elvis	RB	'81	Oklahoma
30	Peerman, Cedric	RB	'10-17	Virginia
94	Peko, Domata	DT	'06-16	Michigan State
9	Pelfrey, Doug	K	'93-99	Kentucky
34	Perine, Samaje	RB	'19-22	Oklahoma
76	Perkins, Kent	OT	'17	Texas
64	Perreault, Pete	G	'68	Boston University
23,26	Perry, Chris	RB/KOR	'04-08	Michigan
31	Perry, Jason	S	'02	North Carolina State
32	Perry, Scott	CB	'76-79	Williams
88	Perry, Tab	WR/KOR	'05-07	UCLA
77	Peters, Frank	OT	'69	Ohio
50	Peterson, Ben	LB/LS	'99	Pittsburg State
53,87	Peterson, Bill	LB	'68-72	San Jose State
4	Pettrick, Aaron	K	'10	Ohio State
10	Philoc, Todd	QB	'90	Syracuse
23,24	Phillips, Darius	CB/PR	'18-21	Western Michigan
30	Phillips, Jess	RB/DB	'68-72	Michigan State
59	Phillips, Ray	LB	'77-78	Nebraska
81,80	Pickens, Carl	WR/PR	'92-99	Tennessee
42	Pickering, Clay	WR	'84-85	Maine
58,97	Pillman, Brian	LB	'84	Miami (Ohio)
81	Pleasant, Marquis	WR	'87	Southern Methodist
61	Poe, Bill	G	'87	Morehead State
99	Pollack, David	LB	'05-07	Georgia
67	Pollak, Mike	G	'13-14	Arizona State
76	Pollard, Trent	G/OT	'94-96	Eastern Washington
35	Poole, Nathan	RB	'79-80	Louisville
13	Pope, Daniel	P	'00	Alabama
24	Pope, Geoffrey	CB	'08-09	Howard
56	Porter, Sean	LB	'13-15	Texas A&M
72,91	Powell, Carl	DE	'03-05	Louisville
9	Powell, Shawn	P	'13	Florida State
57	Pratt, Germaine	LB	'19-23	North Carolina State
36	Pressley, Chris	FB	'10-13	Wisconsin
53	Price, Billy	C/G	'18-20	Ohio State
32	Price, Mitchell	CB/PR	'90-93	Tulane
75,71	Prince, Isaiiah	OT	'19-22	Ohio State
60	Pritchard, Ron	LB	'72-77	Arizona State
68	Purefory, Dave	DT	'78	Eastern Michigan
14	Purify, Maurice	WR	'09	Nebraska
97	Purvis, Andre	DT/DE	'97-99	North Carolina

— Q —

NO.	NAME	POS.	YRS.	COLLEGE
89	Query, Jeff	WR	'92-95	Millikin
89	Quinn, Richard	TE	'12	North Carolina

— R —

NO.	NAME	POS.	YRS.	COLLEGE
5	Rackers, Neil	K	'00-02	Illinois
81	Randall, Dennis	DE	'68	Oklahoma State
90	Randall, Kheeston	DT	'13	Texas
27	Randolph, Al	CB	'72	Iowa
20	Randolph, Thomas	CB	'98	Kansas State
25,26,34	Ratliff, Keiwan	CB/PR	'04	

(Player history — all-time roster, continued)

87	Riggs, Jim	TE	'87-92	Clemson
66	Riley, Bob	OT	'87	Indiana
13	Riley, Ken	CB	'69-83	Florida A&M
52,64				
50	Rimington, Dave	C	'83-87	Nebraska
79	Ringo, Christian	DT	'18	Louisiana-Lafayette
55	Rivers, Keith	LB	'08-11	Southern California
52	Roach, Trevor	LB	'15-16	Nebraska
10	Robbins, Brad	P	'23	Michigan
30	Roberts, Terrell	CB	'03-04	Oregon State
98	Robinson, Bryan	DE/DT	'05-07	Fresno State
23	Robinson, Frank	CB	'92	Boise State
81	Robinson, Patrick			
	WR/PR/KOR		'93	Tennessee State
18	Robinson, Paul	RB/KOR	'68-72	Arizona
66	Robinson, Trevor	C	'12-13	Notre Dame
12	Roby, Courtney	WR	'07	Indiana
79	Rogers, Lamar	DE	'91-92	Auburn
74	Roland, Dennis	OT	'08-13	Georgia
20	Roman, Mark	CB/S	'00-03	Louisiana State
81	Roman, Nick	DE	'70-71	Ohio State
83	Romasko, Dave	TE	'87	Carroll College
94	Romer, Rich	LB	'88-89	Union (N.Y.)
39	Rose, Winston	CB	'20	New Mexico
57	Ross, Adrian	LB	'98-03	Colorado State
89,84	Ross, Dan	TE	'79-83, '85	Northeastern
15,11	Ross, John, III	WR	'17-20	Washington
77	Rourke, Jim	OL	'88	Boston College
3	Rowe, Jeff	QB	'07	Nevada
92	Rucker, Frostee	DE	'06-11	Southern California
95	Rucker, Keith	DT	'94-95	Ohio Wesleyan
88	Russell, Cliff	WR/KOR	'04	Utah
20,38	Russell, KeiVarae	CB	'16-18	Notre Dame
82	Russell, Wade	TE	'87	Taylor
51	Ruud, Tom	LB	'78-79	Nebraska

— S —

NO.	NAME	POS.	YRS.	COLLEGE
70	Saddler, Rod	DE	'91	Texas A&M
87	Sadowski, Troy	TE	'94-96	Georgia
27	Saffold, Saint	WR	'68	San Jose State
72	St. Clair, Mike	DE	'80-82	Grambling
48	St. Louis, Brad	LS/TE	'00-09	Southwest Missouri St.
96	Sample, Cam	DE	'21-23	Tulane
89	Sample, Drew	TE	'19-23	Washington
31	Sands, Robert	S	'11-12	West Virginia
65	Santucci, Dan	C	'07-09	Notre Dame
12	Sanu, Mohamed	WR	'12-15	Rutgers
11	Sanzenbacher, Dane	WR	'13-14	Ohio State
77	Sargent, Kevin	OT/G	'92-98	Eastern Washington
5	Savage, Tom	QB	'18	Pittsburgh
98	Savage, Tony	DE	'92	Washington State
23	Sawyer, Corey	CB/PR	'94-98	Florida State
22	Sawyer, Ken	S	'74	Syracuse
50	Schaffer, J.K.	LB	'13-14	Cincinnati
74	Scharping, Max	G	'22-23	Northern Illinois
56	Schlegel, Anthony	LB	'07	Ohio State
89	Schobel, Matt	TE	'02-05	Texas Christian
15	Schoner, Turk	QB	'80-85, '87-89	Stanford
86	Schreck, Mason	TE	'17-21	Buffalo
10	Schroeder, Jay	QB	'93	UCLA
59	Schuh, Jeff	LB	'81-85	Minnesota
59	Schutt, Scott	LB	'87	North Dakota State
28	Scott, Bernard	RB/KOR	'09-13	Abilene Christian
37	Scott, Bill	CB	'68	Idaho
86	Scott, Darnay	WR	'94-01	San Diego State
93	Scott, Greg	DT	'04	Hampton
33	Scott, Nick	S	'23	Penn State
69	Scott, Niles	DT	'18-19	Frostburg State
74	Scott, Tom	OT	'93	East Carolina
76	Scraftford, Kirk	OT	'90-92	Montana
3	Seibert, Austin	K	'20	Oklahoma
55	Sellers, Lance	LB	'87	Boise State
35	Shade, Sam	S	'95-98	Alabama
90	Shaw, Eric	LB	'92-94	Louisiana Tech
26	Shaw, Josh	CB/S	'15-17	Southern California
68	Shaw, Scott	C	'98	Michigan State
39	Shaw, Sedrick	RB	'99	Iowa
30	Shelby, Willie	RB/KOR/PR	'76-77	Alabama
45	Sheldon, Brady	LB	'19	Ferris State
30	Shelling, Chris	S	'95-96	Auburn
99	Shelvin, Tyler	DT	'21-22	Louisiana State
23	Sherman, Rod	WR/K	'68	Southern California
64	Shinners, John	G	'73-77	Xavier (Ohio)
11	Shiple, Jordan	WR	'10-11	Texas
99,70	Shirley, Jason	DT/G	'08, '10	Fresno State
59	Shumon, Ron	LB	'78	Wichita State
56	Simmons, Brian	LB	'98-06	North Carolina
96	Simmons, Clyde	DE	'98	Western Carolina
25	Simmons, John	CB/PR/KOR	'81-86	Southern Methodist
22	Simmons, Marcello	CB	'93	Southern Methodist
56	Simpkins, Ron	LB	'80-86	Michigan
89	Simpson, Jerome	WR	'08-11	Coastal Carolina
38	Sims, LeShaun	CB	'20	Southern Utah
90,92	Sims, Pat	DT	'08-12, '15-17	Auburn
84	Sims, Reggie	TE	'87	Northern Illinois
7	Sinnett, Reid	QB	'23	San Diego
70	Skow, Jim	DE	'86-89	Nebraska

51	Skuta, Dan	LB	'09-12	Grand Valley State
45	Smiley, Tom	RB	'68	Lamar
11	Smith, Akili	QB	'99-02	Oregon
81	Smith, Alex	TE	'13-14	Stanford
71	Smith, Andre	OT	'09-15, '17-19	Alabama
70	Smith, Artie	DE	'94-96	Louisiana Tech
91	Smith, Brad	LB	'93	Texas Christian
94	Smith, Chris	DE	'17	Arkansas
70	Smith, D'Ante	OT	'21-23	East Carolina
25	Smith, Daryl	CB	'87-88	North Alabama
60	Smith, Dave	OT	'88	Southern Illinois
31,40	Smith, Derron	S	'15-17	Fresno State
31	Smith, Fletcher	CB/S/P	'68-71	Tennessee State
62	Smith, Gary	G	'84	Virginia Tech
81	Smith, Irv, Jr.	TE	'23	Alabama
76	Smith, Jeff	DE	'87	Earlham College
90	Smith, Justin	DE	'01-07	Missouri
62	Smith, Ken	G	'87	Miami (Ohio)
83	Smith, Kendal	WR	'89-90	Utah State
68	Smith, Ron	DT	'02	Lane College
66,99				
96	Smith, Shaun	DT	'04-06, '09	South Carolina
24	Smith, Tommie	WR	'69	San Jose State
67	Spain, Quinton	G/OT	'20-21	West Virginia
59	Spearm, Armegis	LB	'00-02	Mississippi
52	Spence, Noah	DE	'21	Eastern Kentucky
22	Spencer, Jimmy	CB	'96-97	Florida
51	Spikes, Takeo	LB	'98-02	Auburn
48	Spiller, Phil	S	'68	Los Angeles State
52	Sprotte, Jimmy	LB	'98-99	Arizona
62	Square, Damion	DT	'21	Alabama
83	Staley, Bill	DT	'68-69	Utah
79	Stallings, Ramondo	DE	'94-98	San Diego State
70	Steele, Glen	DT/DE	'98-03	Michigan
84	Stegall, Milt	WR/KOR	'92-94	Miami (Ohio)
65	Steinbach, Eric	G	'03-06	Iowa
69	Stepanovich, Alex	C	'07	Ohio State
75	Stephens, Jaiman	OT/TE	'99-02	North Carolina A&T
61	Stephens, Reggie	C	'10	Iowa State
53	Stephens, Santo	LB	'94	Temple
95	Stevens, Larry	LB	'04-05	Michigan
86	Stewart, Tony	TE	'02-06	Penn State
75	Still, Devon	DT	'12-14	Penn State
3	Sitser, Clint	K	'10	Fresno State
15	Stofa, John	QB	'68-69	Buffalo
96,67	Stubs, Daniel	DE	'91-93	Miami (Fla.)
72	Su'a-Filo, Xavier	G	'20-21	UCLA
23	Suggs, Shafer	S	'80	Ball State
62	Sulfsted, Alex	OT/G	'04	Miami (Ohio)
19	Sunter, Ian	K	'80	(none)
64,65				
74	Sutherland, Keaton	G	'19-21	Texas A&M
41	Swanson, Terry	P	'69	Massachusetts
66	Szalay, Thatcher	G	'02	Montana

— T —

NO.	NAME	POS.	YRS.	COLLEGE
71	Tamm, Ralph	G	'91	West Chester
19	Tate, Auden	WR	'18-21	Florida State
19	Tate, Brandon	WR/KOR/PR	'11-15	North Carolina
23	Tate, Rodney	RB	'82-83	Texas
20	Taylor, Craig	RB	'89-91	West Virginia
11	Taylor, Trent	WR/PR	'21-22	Louisiana Tech
29	Taylor-Britt, Cam	CB	'22-23	Nebraska
52	Terry, Tim	LB	'97	Temple
22	Thomas, Eric	CB	'87-92	Tulane
78	Thomas, Lee	DE	'73	Jackson State
31	Thomas, Michael J.	S	'21-22	Stanford
80	Thomas, Mike D.	WR	'20-22	Southern Mississippi
24	Thomas, Sean	CB	'85	Texas Christian
17	Thomas, Speedy	WR	'69-72	Utah
49	Thompson, Jeff	TE	'92-93	Oregon
98,79	Thompson, Brandon	DT	'12-16	Clemson
48	Thompson, Craig	TE	'92-93	North Carolina A&T
12	Thompson, Jack	QB	'79-82	Washington State
24	Thompson, Lamont	S	'02	Washington State
93	Thompson, Mike	NT	'98	Wisconsin
97	Thornton, John	DT	'03-08	West Virginia
83	Thornton, Reggie	WR	'93	Bowling Green
51	Thurman, Odell	LB	'05	Georgia
77	Tigges, Mark	OT	'87	Western Illinois
58,51	Tovar, Steve	LB	'93-97	Ohio State
51	Townsend, Brian	LB	'92	Michigan
25	Trent, Morgan	CB	'09-11	Michigan
59	Truitt, Greg	LS	'94-99	Penn State
84	Trumpy, Bob	TE/WR	'68-77	Utah
96	Tuatagaloa, Natu	DE	'89-91	California
97	Tufeje, Jay	DT	'22-23	Southern California
53	Tumulty, Tom	LB	'96-99	Pittsburgh
68,91	Tupou, Josh	DT	'17-23	Colorado
43	Turner, Clem	RB	'69	Cincinnati
22	Turner, Deacon	RB/KOR	'78-80	San Diego State
20	Turner, DJ, II	CB	'23	Michigan
35	Turner, Jimmy	CB	'83-86	UCLA
61	Tuten, Melvin	OT/TE	'95-96	Syracuse
84	Tweet, Rodney	WR	'87	South Dakota
17,83	Twynard, Gunnard	WR	'97	Western Illinois

— U —

NO.	NAME	POS.	YRS.	COLLEGE
81	Utech, Ben	TE	'08-09	Minnesota
87	Uzomah, C.J.	TE	'15-21	Auburn

— V —

NO.	NAME	POS.	YRS.	COLLEGE
37	Vakapuna, Fui	FB	'09-10	Brigham Young
81	Verser, David	WR/KOR	'81-84	Kansas
59	Vigil, Nick	LB	'16-19	Utah State
78	Vincent, Ted	DT	'78	Wichita State
34	Vinson, Fernando	S	'91-94	North Carolina State
11	Vitelli, Sandro	K	'80	Massachusetts
67	Volson, Cordell	G	'22-23	North Dakota State
67	von Oelhoffen, Kimo	NT/DT	'94-99	Boise State

— W —

NO.	NAME	POS.	YRS.	COLLEGE
26	Wade, Jonathan	CB	'10	Tennessee
63	Wagner, Ray	OT	'82	Kent State
27	Walker, Bracey	S	'94-96	North Carolina
59	Walker, Kevin	LB	'88-92	Maryland
88,83	Walker, Rick	TE	'77-79	UCLA
91	Wallerstedt, Brett	LB	'94-96	Arizona State
10	Walsh, John	QB	'95	Brigham Young
11	Walter, Dave	QB	'87	Michigan Tech
63	Walter, Joe	OT	'85-97	Texas Tech
83	Walter, Kevin	WR	'03-05	Eastern Michigan
75	Walters, Stan	OT	'72-74	Syracuse
32	Walton, Mark	RB	'18	Miami (Fla.)
51	Ward, David	LB	'87	Southern Arkansas
88	Ware, Derek	TE	'95	Central State (Okla.)
16	Warren, Dewey	QB	'68	Tennessee
80	Warrick, Peter	WR/PR	'00-04	Florida State
92	Washington, Adolphus	DT	'18	Ohio State
87	Washington, Kelley	WR	'03-06	Tennessee
41	Washington, Sam	CB	'85	Mississippi Valley St.
22	Washington, Ted	RB	'68	San Diego State
33	Watson, Kenny	RB	'03-08	Penn State
40	Watson, Pete	RB	'72	Tufts
26	Waynes, Trae	CB	'20-21	Michigan State
23	Weathersby, Dennis	CB	'03-04	Oregon State
70	Weaver, Emanuel	NT	'82-83	South Carolina
23	Webb, B.W.	CB	'19	College of William & Mary
73	Webb, Richmond	OT	'01-02	Texas A&M
52	Webster, Nate	LB	'04-05	Miami (Fla.)
79	Wells, Dana	NT	'89	Arizona
15	Wells, Mike	QB	'77	Illinois
3	Wenning, Keith	QB	'15	Ball State
82	Westbrook, Michael	WR	'02	Colorado
63	Westerman, Christian	G	'16-18	Arizona State
88	Whalen, Ryan	WR	'11-13	Stanford
37	Wheeler, Leonard	CB	'92-96	Troy State
86	White, Andre	TE	'68	Florida A&M
51	White, Leon	LB	'86-91	Brigham Young
26,47	White, Marvin	S	'07-08, '10	Texas Christian
63	White, Mike	DT	'79-80	Albany State (Ga.)
39	White, Sheldon	CB	'93	Miami (Ohio)
83	White, Sherman	DE	'72-75	California
55	Whiteside, Keyon	LB	'03	Tennessee
75	Whitley, Wilson	DT	'77-82	Houston
70	Whitten, Bobby	OT	'81	Kansas
97	Whittington, Bernard	DT/DE	'01-02	Indiana
77	Whitworth, Andrew	OT/G	'06-16	Louisiana State
41	Wilcots, Solomon	S/CB	'87-90	Colorado
84	Wilcox, Mitchell	TE	'21-23	South Florida
4,12	Wilhelm, Erik	QB	'89-91, '93-97	Oregon State
64	Wilkerson, Ben	C	'05-06	Louisiana State
55	Wilkins, Marcus	LB	'04-06	Texas
99	Wilkinson, Dan	DT/DE	'94-97	Ohio State
94	Williams, Alfred	LB/DE	'91-94	Colorado
63	Williams, Bobbie	G	'04-11	Arkansas
31	Williams, Darryl	S	'92-95, '00-01	Miami (Fla.)
69	Williams, DeShawn	DT	'16	Clemson
43	Williams, Ed	RB	'74-75	Langston
84	Williams, Gary	WR	'84	Ohio State
39	Williams, Jarveon	RB	'17	Texas-San Antonio
33	Williams, Jim	DB	'69	Alcorn State
73	Williams, Jonah	OT	'19-23	Alabama
40	Williams, Madieu	S/CB	'04-07	Maryland
6	Williams, Monk	WR	'68	Arkansas AM&N
	Williams, Nick (changed name)			see Nick Luchey
12	Williams, Pooka, Jr.	WR	'21	Kansas
57	Williams, Reggie	LB	'76-89	Dartmouth
31	Williams, Roy	S	'09-10	Oklahoma
36,				

(Player history — all-time roster, continued)

73	Winston, Eric.....	OT	'14-17	Miami (Fla.)
60	Withycombe, Mike	OT	'91-92	Fresno State
30,31	Woods, Ickey	FB	'88-91	Nevada-Las Vegas
47	Worley, Chris	LB	'18	Ohio State
95	Wren, Renell	DT	'19-21	Arizona State
2	Wright, Anthony	QB	'06	South Carolina
49	Wright, Dana	RB	'87	Findlay
75	Wright, Ernie	OT	'68-71	Ohio State
86	Wright, James	WR	'14-16	Louisiana State
42	Wright, Lawrence	S	'97, '99	Florida
14	Wyche, Sam	QB	'68-70	Furman
72	Wynn, Kerry	DE	'19	Richmond

— X —

NO.	NAME	POS.	YRS.	COLLEGE
(None ... the letter 'X' is the only letter which includes no surnames of former Bengals players)				

— Y —

NO.	NAME	POS.	YRS.	COLLEGE
84	Yeast, Craig	WR/PR	'99-00	Kentucky

— Z —

NO.	NAME	POS.	YRS.	COLLEGE
91	Zander, Carl	LB	'85-91	Tennessee
68	Zeitler, Kevin	G	'12-16	Wisconsin
45	Zellers, Ray	FB	'98	Notre Dame
90	Zettel, Anthony	DE	'19	Penn State

PLAYER HISTORY — UNIFORM NUMBERS

This all-time uniform numbers list is organized in chronological order for each number.

Generally, this list credits a player for having ownership of a uniform number for an entire season, even if he was with the team for only part of that season. However, game-by-game breakdowns within seasons are provided if (1) a player changed his uniform number during a season, or (2) more than one player was assigned the same number in the same season.

Numbers in parentheses behind players' names denote other uniform numbers assigned to those players during their careers with the Bengals.

No. 1	
NAME	YEARS
Ja'Marr Chase	2021-23

No. 2	
NAME	YEARS
Anthony Wright	2006
Mike Nugent	2010-16
Evan McPherson	2021-23

No. 3	
NAME	YEARS
Jim Breech (10)	1985-92
Jon Kitna	2001-05
Jeff Rowe	2007
Dave Rayner	2008
Clint Stitser	2010
Josh Brown	2012
Zoltan Mesko	2013
Keith Wenning	2015
Marshall Koehn	2017
Austin Seibert	2020
Elliott Fry	2021

No. 4	
NAME	YEARS
Erik Wilhelm (12)	1991, '93-97
Scott Covington	1999-2001
Casey Bramlet	2004
J.T. O'Sullivan	2009
Aaron Pettrey	2010
Randy Bullock	2016-20
Drue Chrisman	2022
AJ McCarron (5)	2023

No. 5	
NAME	YEARS
Jeff Hayes	1986
Neil Rackers	2000-02
Jordan Palmer	2008-10
AJ McCarron (4)	2014-17
Tom Savage	2018
Ryan Finley	2019-20
Tee Higgins (85)	2023

No. 6	
NAME	YEARS
Monk Williams	1968
Brad Costello	1998-99
Shane Matthews	2003
Craig Krenzler	2005
Jeff Driskel	2016-19
Jake Browning	2021, '23

No. 7	
NAME	YEARS
Boomer Esiason	1984-92
David Klingler (15)	1993-95
Boomer Esiason	1997
Bruce Gradkowski	2011-12
Jake Dolegala	2019
Kevin Hogan	2020
Reid Sinnett	2023

No. 8	
NAME	YEARS
Jeff Blake	1994-99
Nick Harris	2001-03
Dan LeFevour	2010
Josh Johnson	2013
Brandon Allen	2020-22

No. 9	
NAME	YEARS
Massimo Manca	1987
Doug Pelfrey	1993-99
Carson Palmer	2003-10
Shawn Powell	2013
Joe Burrow	2020-23

No. 10	
NAME	YEARS
Eric Crabtree	1969-71
Chris Bahr	1976-79
Jim Breech (3)	1980-84
Greg Horne	1987
Todd Philcox	1990
Jay Schroeder	1993
John Walsh	1995
Paul Justin	1998
Will Brice	1999
Travis Dorsch	2002
Kyle Richardson	2003-04
Reggie McNeal	2006
Marcus Maxwell	2007-08
Kevin Huber	2009-22
Brad Robbins	2023

No. 11	
NAME	YEARS
Dale Livingston	1968-69
Virgil Carter	1970-73
Wayne Clark	1974
John Reaves	1975-78
Sandro Vitiello	1980
Mike Ford	1982
Jeff Christensen	1983
Bryan Clark	1984
Doug Gaynor	1986
Dave Walter	1987
Lee Johnson	1988-98
Akili Smith	1999-2002
Doug Johnson	2006
Ryan Fitzpatrick	2007-08
Laveranues Coles	2009
Jordan Shipley	2010-11
Dane Sanzenbacher	2013-14
Greg Little (88)	2015
Brandon LaFell	2016-17
John Ross III (15)	2019-20
Trent Taylor	2021-22

No. 12	
NAME	YEARS
Greg Cook	1969-74
Jack Thompson	1979-82
Mike Norseth	1987-88
Erik Wilhelm (4)	1989-90
Donald Hollas	1991-94
Kerry Joseph	1996
Neil O'Donnell	1998
Gus Frerotte	2002
Courtney Roby	2007
Quan Cosby	2009-10
Mohamed Sanu	2012-15
Alex Erickson	2016-20
Pooka Williams	2021
Shedrick Jackson	2023

No. 13	
NAME	YEARS
Ken Riley	1969-83
Daniel Pope	2000

No. 14	
NAME	YEARS
Sam Wyche	1968-70
Ken Anderson	1971-86
Maurice Purify	2009
Andy Dalton	2011-19

No. 15	
NAME	YEARS
John Stofa	1968-69
Dave Lewis	1970-73
Mike Wells	1977
Turk Schonert	1980-85, '87-89
David Klingler (7)	1992
Eric Kresser	1997-99
Chris Henry	2005-09
Mario Alford	2015
John Ross III (11)	2017-18
Damion Willis	2019
Charlie Jones	2023

No. 16	
NAME	YEARS
Dewey Warren	1968
Horst Muhlmann	1969-74
Rob Hertel	1978
Ben Bennett	1987
Glenn Holt	2006-08
Andrew Hawkins	2011-13
Cody Core	2016-18
Pharoh Cooper	2019 (Games 1-2)
Trenton Irwin	2019 (Game 16), '20-23

No. 17	
NAME	YEARS
Speedy Thomas	1969-72
Mike Ernst	1973-74
Scott Fulhage	1987-88
Gunnard Twyner (83)	1997 (Game 1)
Shayne Graham	2003-09
Jason Campbell	2014
Stanley Morgan	2019-23

No. 18	
NAME	YEARS
Paul Robinson	1968-71, '72 (Games 1-6)
Charlie Joiner	1972 (Games 7-14), '73-75
Adrian Breen	1987
Jim Gallery	1989
Thomas Bailey	1995
Skyler Green	2007
A.J. Green	2011-20
Lassiter, Kwamie, II	2022-23

No. 19	
NAME	YEARS
Essex Johnson	1968-75
Ian Sunter	1980
Jeff Hill (84)	1994, '95 (Game 1)
Scott Mitchell	2000-01
Kyle Larson	2004-08
Brandon Tate	2011-15
Auden Tate	2018-21

No. 20	
NAME	YEARS
Bobby Hunt	1968-69
Lemar Parrish	1970-77
Elvis Peacock	1981
Ray Horton	1983-88
Craig Taylor	1989-91
Garrison Hearst	1996
Thomas Randolph	1998
Ty Howard	1999
Mark Roman	2000-03
Tory James (26)	2004-06
David Jones	2007-09
Reggie Nelson	2010-15
KeiVarae Russell (38)	2016 (Games 3-16), '17-18
Torry McTyer	2019-20
Eli Apple	2021-22
DJ Turner II	2023

No. 21	
NAME	YEARS
Paul Dunn	1970
Melvin Morgan	1976-78
Jim Browner	1979-80
Oliver Davis	1981-82
James Brooks	1984-91
Ryan Benjamin	1993
Eric Bieniemy	1995-98
Rico Clark	1999 (Games 1-14)
Tom Carter	1999 (Games 15-16), 2000-01
Jeff Burris	2002-03
Rashad Bauman	2004-06
Simeon Castillo	2008
Brandon Ghee	2010-13
Darqueze Dennard	2014-19
Mackenzie Alexander	2020
Mike Hilton	2021-23

No. 22	
NAME	YEARS
Ted Washington	1968
Ken Sawyer	1974
Deacon Turner	1978-80
James Griffin	1983-85
Eric Thomas	1987-92
Marcello Simmons	1993
Jimmy Spencer	1996-97
Rodney Heath	1999-2001
Kim Herring	2004-05
Johnathan Joseph	2006-10
Nate Clements	2011-12
Curtis Marsh	2013
William Jackson III	2016-20
Chidobe Awuzie	2021-23

No. 23	
NAME	YEARS
Rod Sherman	1968
Al Coleman	1969-71
Bernard Jackson	1972-76
Shafer Suggs	1980
Rodney Tate	1982-83
Marc Logan (29)	1988
Frank Robinson	1992
Corey Sawyer	1994-98
Robert Bean (49)	2001
Dennis Weathersby	2003-04
Chris Perry (26)	2005-08
Jeremi Johnson (31)	2009
Fred Bennett	2010
Kelly Jennings	2011
Terence Newman	2012-14
Chykie Brown	2016
Brian Hill	2017
Darius Phillips (24)	2018
B.W. Webb	2019
Darius Phillips (24)	2020-21
Dax Hill	2022-23

No. 24	
NAME	YEARS
Tommie Smith	1969
Ernie Kellermann	1972
Marvin Cobb	1975-79
Clarence Chapman	1980-81
Sean Thomas	1985
Lewis Billups	1986-91
Alan Grant	1993
Roger Jones	1994-96
Ric Mathias	1998-99
Sir Parker	2000
Lamont Thompson	2002
Deltha O'Neal	2004-07
Geoffrey Pope	2008-09
Adam Jones	2010-17
Darius Phillips (23)	2019
Vonn Bell	2020-22
Sidney Jones IV	2023

No. 25	
NAME	YEARS
Chip Myers	1969-76
Tony Davis (35)	1977-78
John Simmons	1981-86
Daryl Smith	1987-88
Rod (Roderick) Jones	1990-96
Charles Fisher	1999-2000
Ligarius Jennings	2001-02
Keiwan Ratliff (26, 34)	2004-07
Jamar Fletcher	2008
Morgan Trent	2009-11
Jason Allen	2012
Giovani Bernard	2013-20
Chris Evans	2021-23

No. 26	
NAME	YEARS
Jack Gehrke	1969
Jim Harris	1971
Reece Morrison	1972-73
Charlie Davis	1974-75
Bobby Kemp	1981-86
Leonard Bell	1987
Bo Orlando	1996-97
Cory Hall	1999-2002
Tory James (20)	2003
Chris Perry (23)	2004
Ifeanyi Ohaleté	2005
Marvin White (47)	2007-08
Keiwan Ratliff (25, 34)	2009
Jonathan Wade	2010
Taylor Mays	2011-14
Josh Shaw	2015-17
Greg Mabin	2019
Trae Waynes	2020-21
Tycen Anderson	2022-23

(Uniform numbers, continued)

No. 27

Table with 2 columns: NAME, YEARS. Lists players for No. 27 including Saint Saffold, Ken Dyer, Al Randolph, Ricky Davis, Bryan Hicks, Barney Bussey, Lance Gunn, Bracey Walker, Tito Paul, Artrell Hawkins, Greg Brooks, DeDe Dorsey, Larry Johnson, Gibril Wilson, Dre Kirkpatrick, Tony Brown, Jordan Battle.

No. 28

Table with 2 columns: NAME, YEARS. Lists players for No. 28 including John Guillory, Scott Burk, Cleotha Montgomery, Larry Kinnebrew, Harold Green, Corey Dillon, Dexter Jackson, Bernard Scott, Troy Hill, Joe Mixon.

No. 29

Table with 2 columns: NAME, YEARS. Lists players for No. 29 including Jim Johnson, Sandy Durko, Lyle Blackwood, Vaughn Lusby, Marc Logan, Rickey Dixon, Louis Oliver, Jeff Cothran, Kelvin Moore, Curtis Keaton, Leon Hall, Tony McRae, Nick McCloud, Vernon Hargreaves, Cam Taylor-Britt.

No. 30

Table with 2 columns: NAME, YEARS. Lists players for No. 30 including Jess Phillips, Willie Shelby, Dick Jauron, Bill Johnson, Ickey Woods, R.J. Kors, Chris Shelling, Anthone Lott, Cory Gilliard, Nick Luchey, Terrell Roberts, Cedric Peerman, Jessie Bates III, Chase Brown.

No. 31

Table with 2 columns: NAME, YEARS. Lists players for No. 31 including Fletcher Smith, Jerry Anderson, Ralph Battle, Lee Davis, Gary Hunt, Ickey Woods, Richard Fain, Darryl Williams, Greg Myers, Jason Perry, Jeremi Johnson, Roy Williams, Robert Sands, Derron Smith, Thomas Rawls, Michael J. Thomas.

No. 32

Table with 2 columns: NAME, YEARS. Lists players for No. 32 including Bob Jones, Scott Perry, Stanley Wilson, Nate Borders, Stanley Wilson, Mitchell Price, Ron Carpenter, Ki-Jana Carter, Rudi Johnson, Cedric Benson, John Conner, Chris Crocker, Jeremy Hill, Mark Walton, Trayveon Williams.

No. 33

Table with 2 columns: NAME, YEARS. Lists players for No. 33 including Jim Williams, Kenny Graham, Fred Willis, Stan Fritts, John Farley, David Fulcher, Steve Broussard, Ashley Ambrose, JoJuan Armour, Kenny Watson, Chris Crocker, Rex Burkhead, Tra Carson, Sean Davis, Tre Flowers, Nick Scott.

No. 34

Table with 2 columns: NAME, YEARS. Lists players for No. 34 including Ken Herock, Neal Craig, Louis Breeden, Ellis Dillahunt, Richard Carey, Ferdinand Vinson, Tremain Mack, Kevin Kaesviharn, Clifton Dawson, Kyrles Hebert, Keiwan Ratliff, Daniel Herron, Samaje Perine.

No. 35

Table with 2 columns: NAME, YEARS. Lists players for No. 35 including Mike Halfner, Boobie Clark, Tony Davis, Nathan Poole, Jimmy Turner, Chris Barber, Antoine Bennett, Sam Shade, Michael Basnight, James Lynch, Quincy Wilson, Davontae Harris, Jalen Davis.

No. 36

Table with 2 columns: NAME, YEARS. Lists players for No. 36 including Lenvil Elliott, Jo-Jo Heath, Jim Hargrove, Stanford Jennings, Ostell Miles, James Joseph, Brandon Bennett, John Busing, Reagan Maui'a, Chris Pressley, Shawn Williams.

No. 37

Table with 2 columns: NAME, YEARS. Lists players for No. 37 including Bill Scott, Tommy Casanova, Robert Jackson, Leonard Wheeler, Roosevelt Blackmon, Reggie Myles, Fui Vakapuna, Chris Lewis-Harris, Jalen Davis, Ricardo Allen.

No. 38

Table with 2 columns: NAME, YEARS. Lists players for No. 38 including Estes Banks, Steve Conley, Champ Henson, Mike Dingle, Jason Burns, Michael Basnight, KeiVarae Russell, LeShaun Sims, DJ Ivey.

No. 39

Table with 2 columns: NAME, YEARS. Lists players for No. 39 including Pat Franklin, Sheldon White, Sedrick Shaw, James Johnson, Onterio McCalebb, Tra Carson, Jarveon Williams, Winston Rose, John Brannon.

No. 40

Table with 2 columns: NAME, YEARS. Lists players for No. 40 including Ron Lamb, Pete Watson, Charles Alexander, David McCluskey, John Holfield, Myron Bell, Madieu Williams, John Busing, Brian Leonard, Shawn Williams, Derron Smith, Brandon Wilson.

No. 41

Table with 2 columns: NAME, YEARS. Lists players for No. 41 including White Graves, Terry Swanson, Dave Green, Sam Washington, Solomon Wilcots, Joe King, Forey Duckett, Adrian Hardy, Scottie Graham, Lorenzo Neal, Chris Edmonds, Patrick Body, Chinedum Ndukwe, Trayvon Henderson.

No. 42

Table with 2 columns: NAME, YEARS. Lists players for No. 42 including Warren McVea, Boobie Clark, Mike Fuller, Clay Pickering, Rob Niehoff, Eric Ball, Lawrence Wright, Chris Carter, LaVar Glover, Anthony Mitchell, Chris Crocker, BenJarvus Green-Ellis, Clayton Fejedelem, Allan George.

No. 43

Table with 2 columns: NAME, YEARS. Lists players for No. 43 including Curt Frazier, Clem Turner, Ed Williams, Mark Johnson, Mike Brim, Kirk McMullen, Ethan Kilmer, Tom Nelson, George Iloka.

No. 44

Table with 2 columns: NAME, YEARS. Lists players for No. 44 including Rex Keeling, Doug Dressler, Ray Griffin, Aaron Manning, Derrick Fenner, Brian Milne, Marquand Manuel, Herana-Daze Jones, Mike Doss, Rico Murray, Tony Dye, Jake Fisher, Darius Hodge, Clay Johnston.

No. 45

Table with 2 columns: NAME, YEARS. Lists players for No. 45 including Tom Smiley, Archie Griffin, Carl Carter, Wayne Haddix, Adrian Hardy, Ty Douthard, Michael Blair, Ray Zellars, Rogers Beckett, Jeromy Miles, Malik Jefferson, Brady Sheldon.

No. 46

Table with 2 columns: NAME, YEARS. Lists players for No. 46 including Joe Wilson, Pete Johnson, Dan Rice, Jeff Cothran, Cliff Groce, Blue Adams, Daniel Coats, Clark Harris.

No. 47

Table with 2 columns: NAME, YEARS. Lists players for No. 47 including Charlie King, Greg Bright, Steve Maidlow, David Frisch, Corey Lynch, Marvin White, P.J. Dawson, Chris Worley, Keandre Jones.

No. 48

Table with 2 columns: NAME, YEARS. Lists players for No. 48 including Phil Spiller, Andy Gibler, John Garrett, Craig Thompson, Brad St. Louis, Tyler Ott, Austin Calitro, Cal Adomitis.

No. 49

Table with 2 columns: NAME, YEARS. Lists players for No. 49 including Guy Frazier, Dana Wright, Jeff Thomason, Robert Bean, Darius Hill, Joe Bachie.

No. 50

Table with 2 columns: NAME, YEARS. Lists players for No. 50 including Bernard Erickson, Tom DeLeone, Vic Koegeel, Glenn Cameron, Dave Rimington, James Francis, Ben Peterson, Riall Johnson, Larry Moore, Ahmad Brooks, Jim Maxwell, Eric Henderson, Jonathan Luigs, J.K. Schaffer, A.J. Hawk, Jordan Evans.

*NOTE: Maxwell and Henderson both were assigned uniform No. 50 for Games 12-16 of 2007. At the time, however, only Maxwell was on the active roster. Henderson was on the Reserve/Injured list.

No. 51

Table with 2 columns: NAME, YEARS. Lists players for No. 51 including Ken Avery, Chris Devlin, Tom Ruud, Rick Razzano, Tom Dinkel, Leon White, David Ward, Leon White, Brian Townsend, Steve Tovar, Gerald Dixon, Takeo Spikes, Kevin Hardy, Odell Thurman, Corey Mays, Dan Skuta, Jayson DiManche, Chris Carter, Kevin Minter, Brandon Bell, Markus Bailey.

(Uniform numbers, continued)

No. 52

Table with columns NAME and YEARS. Includes players like John Matlock (57), Paul Elzey, Tim Buchanan, Doug Adams, Brad Coosino, Tom Dinkel (51), Dave Rimington (50, 64), Tom Flaherty, Craig Ogletree, Gary Reasons, James Logan, Randy Neal, Tim Terry, Jimmy Sprotte, Dwayne Levels, Nate Webster, A.J. Nicholson, Lemar Marshall, Abdul Hodge, Dontay Moch, Nico Johnson, Trevor Roach, Brandon Bell (51), Preston Brown, Noah Spence.

No. 53

Table with columns NAME and YEARS. Includes players like John Neidert, Bill Peterson (87), Bo Harris, Leo Barker, Santo Stephens, Tom Tumulty, Chris Edmunds (41, 87), Khalid Abdullah, Eric Ghiaciu, Rashad Jeanty (93), Vincent Rey (57), Thomas Howard, Michael Boley, Marquis Flowers, Billy Price.

No. 54*

Table with columns NAME and YEARS. Includes Bob Johnson. Note: Bob Johnson's No. 54 is the Bengals' only retired uniform number.

No. 55

Table with columns NAME and YEARS. Includes players like Frank Buncom, Jim LeClair, Ed Brady, Lance Sellers, Ed Brady, Randy Kirk, John Johnson, Andre Collins, Reinard Wilson (57), Keyon Whiteside, Frank Chamberlin, Marcus Wilkins, Ahmad Brooks (50), Keith Rivers, Vontaze Burfict, LaRoy Reynolds, Logan Wilson. Note: Chamberlin and Wilkins both were assigned uniform No. 55 for the entire 2004 season. At the time, however, only Wilkins was on the active roster. Chamberlin was on the Reserve/Injured list.

No. 56

Table with columns NAME and YEARS. Includes players like Mike Hibler, Tim Kearney, Tom DePaso, Ron Simpkins, Toney Catchings, Ricardo McDonald, Brian Simmons, Anthony Schlegel, Darryl Blackstock, Roddick Muckelroy, Sean Porter, Chris Carter (51), Karlos Dansby, Hardy Nickerson, Josh Bynes, Devin Harper. Note: Porter and Carter both were assigned uniform No. 56 for Games 13-16 and the Wild Card Playoff of 2014. At the time, however, only Carter was on the active roster. Porter was on the Reserve/Injured list.

No. 57

Table with columns NAME and YEARS. Includes players like John Matlock (52), Ed Harmon, Evan Jollitz, Reggie Williams, Bernard Clark, Ray Bentley, Kevin Jefferson, Reinard Wilson (55), Adrian Ross, Hannibal Navies, Andre Frazier, Dhani Jones, Vincent Rey (53), Germaine Pratt.

No. 58

Table with columns NAME and YEARS. Includes players like Al Beauchamp, Blair Bush, Brian Pillman (97), Guy Frazier (49), Brian Pillman (97), Guy Frazier (49), Joe Kelly, Sam Manos, Joe Kelly, Alex Gordon, David Braxton, Steve Tovar (51), Jay Leeuwenburg, Marc Megna, Jevon Langford (94), Caleb Miller, Victor Hobson, Jim Maxwell (50), Rey Mauluga, Carl Lawson, Joseph Ossai.

No. 59

Table with columns NAME and YEARS. Includes players like Larry Ely, Ray Phillips, Ron Shumon, Howie Kurnick, Andrew Melontree, Jeff Schuh, Scott Schult, Kevin Walker, Karmeleayah McGill, Greg Truitt, Armegjis Spearman, Landon Johnson, Brandon Johnson, Emmanuel Lamur, Nick Vigil, Akeem Davis-Gaither. Note: Kurnick and Melontree both were assigned uniform No. 59 for the entire 1980 season. At the time, however, only Melontree was on the active roster. Kurnick was on the Reserve/Non-Football Injury list.

*NOTE: Kurnick and Melontree both were assigned uniform No. 59 for the entire 1980 season. At the time, however, only Melontree was on the active roster. Kurnick was on the Reserve/Non-Football Injury list.

No. 60

Table with columns NAME and YEARS. Includes players like Ron Pritchard, Blake Moore, Dave Smith, Mike Brennan, Mike Withycombe, Chuck Bradley, Eric Moore, Rod (Rodrek) Jones, Reggie Coleman, Langston Moore, Andrew Crummey, Otis Hudson, T.J. Johnson, Michael Jordan.

No. 61

Table with columns NAME and YEARS. Includes players like Jerry Boyarsky, Bill Poe, Doug Aronson, Tom Rayam, Melvin Tuten, Tony Coats, Reggie Stephens, Russell Bodine, B.J. Finney, Cody Ford.

No. 62

Table with columns NAME and YEARS. Includes players like Dave Lapham, Gary Smith, Ken Smith, Jon Melander, Todd Kalis, Brock Gutierrez, Alex Sulsted, Nate Livings, Jeff Faine, Alex Redmond, Damion Square.

No. 63

Table with columns NAME and YEARS. Includes players like Guy Dennis, Greg Fairchild, Mike White, Ray Wagner, Joe Walter, Mike Goff, Bobbie Williams, Christian Westerman, Shaq Calhoun, Trey Hill.

No. 64

Table with columns NAME and YEARS. Includes players like Pete Perreault, Justin Canale, John Shinnars, Bill Glass, Dave Rimington (50, 52), Bruce Kozerski, Rod Payne, Ben Wilkerson, Kyle Cook, John Jerry, Keaton Sutherland (65, 74), Ted Karras.

No. 65

Table with columns NAME and YEARS. Includes players like Bill Kindricks, Wayne McClure (66), Mautly Moore, Max Montoya, Mike Arthur, Darrick Briz, John Jackson, Eric Steinbach, Dan Santucci, Clint Boling, Keaton Sutherland (64, 74), Larry Ogunjobi, Alex Cappa.

No. 66

Table with columns NAME and YEARS. Includes players like Wayne McClure (65), Bill Bergey, Mark Donahue, Jim Hannula, Bob Riley, Dan Jones, Ken Blackman, Dave Smith, Shaun Smith (99, 96), Evan Mathis, Mike McGlynn, Trevor Robinson, Trey Hopkins (73).

No. 67

Table with columns NAME and YEARS. Includes players like Mike Wilson, Gary Burley, David Douglas, Jeff Reinke, David Douglas, Daniel Stubbs (96), Kimo von Oelhoffen, Jerry Fontenot, Mike Pollak, John Miller, Quinton Spain, Cordell Volson.

No. 68

Table with columns NAME and YEARS. Includes players like Dave Middendorf, Steve Lawson, Bill Kollar, Dave Purefory, Mike Obrovac, Tom Richey, Paul Jetton, Donnell Johnson (99), Dave Cadigan, Scott Shaw, Ron Smith, Jonathan Fanene, Kevin Zeitler, Josh Tupou (91), Bobby Hart, Josh Tupou (91).

No. 69

Table with columns NAME and YEARS. Includes players like Sherrill Headrick, Tim Krumrie, Alex Stepanovich, Clinton McDonald, DeShawn Williams, Niles Scott, Kahlil McKenzie, Zach Kerr.

No. 70

Table with columns NAME and YEARS. Includes players like Andy Rice, Ron Carpenter, Barney Cotton, Bobby Whitten, Emanuel Weaver, Jim Skow, James Eaddy, Jim Skow, Rod Saddler, Artie Smith, Glen Steele, Jason Shirley (99), Cedric Ogbuehi, Margus Hunt (99), D'Ante Smith.

No. 71

Table with columns NAME and YEARS. Includes players like Rufus Mayes, Rod Horn, Pete Koch, Mike Hammerstein, John Fletcher, Mike Hammerstein, Ralph Tamm, Garry Howe, Willie Anderson, Andre Smith, Isaiah Prince (75), Xavier Williams, Riley Reiff, La'el Collins. Note: Prince and Williams both were assigned uniform No. 71 for Games 6-16 of 2020. At the time, however, only Williams was on the active roster. Prince was on the Reserve/Opt-Out list.

No. 72

Table with columns NAME and YEARS. Includes players like Howard Fest, Ron Hunt, Mack Mitchell, Mike St. Clair, Skip McClendon, Keith Cupp, Skip McClendon, Elston Riddle, Scott Brumfield, Matt O'Dwyer, Carl Powell (91), Kirk Chambers, Tanner Hawkinson, Kerry Wynn, Xavier Su'a-Filo, Dominique Davis.

No. 73

Table with columns NAME and YEARS. Includes players like Pat Matson, Eddie Edwards, Ken Moyer, Brian DeMarco, Richmond Webb, Anthony Collins, Trey Hopkins (66), Eric Winston, Jonah Williams.

(Uniform numbers, continued)

Table for No. 74: NAME YEARS. Willie Lee Jones (78) 1968, Ernie Park 1969, Mike Reid 1970-74, Glenn Bujnoch 1976-82, Brian Blados 1984-91, Tom Scott 1993, Mark Dennis 1994 (Games 4-10), Rich Braham 1994 (Games 11-16), 95-2006, Dennis Roland 2008-13, Marshall Newhouse 2014, Jake Fisher (44) 2015 (Games 1-15), '16-18, Keaton Sutherland (64, 65) 2019 (Game 3), Fred Johnson 2019 (Games 7-16), '20-21, Max Scharping 2022-23

Table for No. 75: NAME YEARS. Ernie Wright 1968-71, Stan Walters 1972-74, Al Kreviss 1975, Wilson Whitley 1977-82, Bruce Reimers 1984-91, Jack Linn 1993, Anthony Brown 1995-98, Jamain Stephens 1999-2002, Scott Koolstra 2003-09, Devon Still 2012-14, Andrew Billings (99) 2016, Jordan Willis 2017-18, Isaiah Prince (71) 2021-22, Orlando Brown Jr. 2023

Table for No. 76: NAME YEARS. Jim Griffin 1968, Frank Cornish 1970, Vernon Holland 1971-79, Glen Collins 1982-85, Jeff Smith 1987, Kirk Scrafford 1990-92, Trent Pollard 1994-96, Mike Doughty 1999-2000, Levi Jones 2002-08, Kent Perkins 2017, Mike Daniels 2020-21

Table for No. 77: NAME YEARS. Bob Kelly 1968, Frank Peters 1969, Bob Maddox 1974, Mike Wilson 1978-85, Mark Tigges 1987, Jim Rourke 1988, Scott Jones 1989, '91, Kevin Sargent 1992-98, Victor Leyva 2001-03, Andrew Whitworth 2006-16, Cordy Glenn 2018-19, Hakeem Adeniji 2020-22

Table for No. 78: NAME YEARS. Dan Archer 1968, Willie Lee Jones (74) 1970-71, Lee Thomas 1973, Bob Brown 1975-76, Walter Johnson 1977, Ted Vincent 1978, Anthony Munoz 1980-92

Table for No. 79: NAME YEARS. Steve Chomyszak 1968-73, Coy Bacon 1976-77, Ross Browner 1978-86, Bill Berthussen 1987, Dana Wells 1989, Lamar Rogers 1991-92, Ramondo Stallings 1994-98, Scott Rehberg 2000-03, Stacy Andrews 2004-08, Brandon Thompson (98) 2012, Christian Ringo 2018, Jackson Carman 2021-23

Table for No. 80: NAME YEARS. Ken Johnson 1971-77, Cris Collinsworth 1981-86, '87 (Games 1-2), Tom Brown 1987 (Games 4-5), Cris Collinsworth 1987 (Games 6-15), '88, Lynn James 1990-91, Carl Pickens (81) 1992-94, David Dunn 1995-97, '98 (Game 1), Willie Jackson 1998 (Games 2-16), '99, Peter Warrick 2000-04, Nate Lawrie 2007-08, Chase Coffman 2009-10, Orson Charles 2012-13, Josh Malone 2017-18, Mike D. Thomas 2020-22, Andrei losivas 2023

Table for No. 81: NAME YEARS. Dennis Randall 1968, Nick Roman 1970-71, Al Chandler 1973-74, Jim Corbett 1977-80, David Verser 1981-84, Eddie Brown 1985-86, '87 (Games 1-2), Marquis Pleasant 1987 (Games 3-5), Eddie Brown 1987 (Games 6-15), '88-91, Patrick Robinson 1993, Carl Pickens (80) 1995-99, Ron Dugans 2000-02, Ben Utecht 2008-09, Terrell Owens 2010, Colin Cochart 2011, Alex Smith 2013-14, Tyler Kroft 2015-18, Thaddeus Moss 2021, Irv Smith Jr. 2023

Table for No. 82: NAME YEARS. Ed McCall 1968, Royce Berry 1969-75, Billy Brooks 1976-79, Alton Alexis 1980, Rodney Holman 1982-86, '87 (Games 1-2), Wade Russell 1987 (Games 3-5), Rodney Holman 1987 (Games 6-15), '88-92, Tony McGee 1993-2001, Michael Westbrook 2002, Reggie Kelly 2003-10, Marvin Jones 2012-15, Cethan Carter 2017-20

Table for No. 83: NAME YEARS. Bill Staley 1968-69, Ed Marshall 1971, Sherman White 1972-75, Steve Holden 1977, Dennis Law 1978, Rick Walker (88) 1979, M.L. Harris 1980-85, Dave Romasko 1987, Kendal Smith 1989-90, Brian Brennan 1992, Reggie Thornton 1993, David Frisch (47) 1994, Tydus Winans 1996 (Games 1-6), Kevin Jordan 1996 (Games 7-11), Gunnard Twyner (17) 1997 (Games 2-3), Danny Farmer 2000-02, Kevin Waller 2003-05, Antonio Chatman 2006-09, Kevin Brock 2014, Tyler Boyd 2016-23

Table for No. 84: NAME YEARS. Bob Trumpy 1968-77, Don Bass 1978-81, Gary Williams 1984, Dan Ross (89) 1985, Eric Kattus 1986, '87 (Games 1-2), Reggie Sims 1987 (Game 3), Rodney Tweet 1987 (Games 4-5), Eric Kattus 1987 (Games 6-15), '88-91, Milt Stegall 1992-94, Jeff Hill (19) 1995 (Games 2-16), '96, Mike Jenkins 1997, Damon Gibson 1998, Craig Yeast 1999-2000, T.J. Houshmandzadeh 2001-08, Jermaine Gresham 2010-14, Mitchell Wilcox 2021-23

Table for No. 85: NAME YEARS. Dan Brabham 1968 (Games 1-9), Martin Baccaglio 1968 (Games 12-14), '69-70, Isaac Curtis 1973-84, Tim McGee 1986, '87 (Games 1-2), Greg Meehan 1987 (Games 3-5), Tim McGee 1987 (Games 6-15), '88-92, Allen DeGraffenreid 1993, Tim McGee 1994-95, James Hundon 1996-99, LaVell Boyd 2000, Chad Johnson 2001-10, Armon Binns 2012, Tyler Eifert 2013-19, Tee Higgins (5) 2020-22

Table for No. 86: NAME YEARS. Andre White 1968, John McDaniel 1974-77, Steve Kreider 1979-86, Ken Brown 1987, Carl Parker 1988-89, Mike Barber 1990-92, Wesley Carroll 1993, Darnay Scott 1994-2001, Tony Stewart 2002-06, Daniel Coats (46) 2007, '08 (Games 1-8), 09-10, Donald Lee 2011, James Wright 2014-16, Mason Schreck 2017-21, Devin Asiassi 2022

Table for No. 87: NAME YEARS. Bill Peterson (53) 1968, Mike Kelly 1970-72, Pat McInally 1976-85, Jim Riggs 1987 (Games 1-2), Curtis Jeffries 1987 (Games 3-5), Jim Riggs 1987 (Games 6-15), '88-92, Troy Sadowski 1994-96, Stepfret Williams 1998, Damon Griffin 1999-2000, Chris Edmonds (41, 53) 2002, Kelley Washington 2003-06, Andre Caldwell 2008-11, Cobi Hamilton 2014, C.J. Uzomah 2015-21, Tanner Hudson 2023

Table for No. 88: NAME YEARS. Bruce Coslet 1969-76, Rick Walker (83) 1977-78, Mike Levenseller 1979-80, Mike Martin 1983-89, Reggie Rember 1991-93, Derek Ware 1995, Steve Bush 1997-2000, Sean Brewer 2001-02, Lawrence Hamilton 2003, Cliff Russell 2004, Tab Perry 2005-07, J.P. Foschi 2009-10, Ryan Whalen 2011-13, Greg Little (11) 2014, Jordan Franks 2018, Hayden Hurst 2022

Table for No. 89: NAME YEARS. Harry Gunner 1968-69, Martin Amsler 1970, Drew Buie 1972, Tim George 1973, Jack Novak 1975, Mike Cobb 1977, Dan Ross (84) 1979-83, Don Kern 1984-85, Ira Hillary 1987-89, Shane Garrett 1991-92, Jeff Query 1992 (Games 5-16), '95, Marco Battaglia 1996-2001, Matt Schobel 2002-05, Jerome Simpson 2008-11, Richard Quinn 2012, Ryan Hewitt 2014-17, Matt Lengel 2018, Drew Sample 2019-23, *NOTE: Garrett and Query both were assigned uniform No. 89 for Games 5-16 of 1992. At the time, however, only Query was on the active roster. Garrett was on the Reserve/Injured list.

Table for No. 90: NAME YEARS. Emanuel King 1985-88, Eric Shaw 1992-94, Gerald Collins 1995, Tim Johnson 1996, Michael Bankston 1998-2000, Justin Smith 2001-07, Pat Sims (92) 2008-12, Kheeston Randall 2013 (Games 10-11), Christo Bilukidi 2013 (Games 12-16 and playoffs), Michael Johnson (93) 2015-18, Anthony Zettel 2019, Khalid Kareem 2020-22

Table for No. 91: NAME YEARS. Carl Zander 1985-91, Brad Smith 1993, Brett Wallerstedt 1994-96, Billy Granville 1997-2000, Randy Chevrier 2001, Carl Powell (72) 2003, Robert Geathers 2004-14, Marcus Hardison 2015-16, Josh Tupou (68) 2018-20, Amani Bledsoe 2020, Trey Hendrickson 2021-23, *NOTE: Tupou and Bledsoe both were assigned uniform No. 91 for the entire 2020 season. At the time, however, only Bledsoe was on the active roster. Tupou was on the Reserve/Opt-Out list.

Table for No. 92: NAME YEARS. Tim Inglis 1987-88, John Copeland 1993-2000, Eric Ogbogu 2002, Duane Clemons 2003-05, Frostee Rucker 2006-11, Jamaal Anderson 2012, James Harrison 2013, Pat Sims (90) 2015-17, Adolphus Washington 2018, Freedom Akinmoladun 2019-20, B.J. Hill 2021-23

Table for No. 93: NAME YEARS. Kiki DeAyala 1986-87, Ty Parten 1993-95, Tim Morabito 1996, Mike Thompson 1998, Tom Barndt 2000, Mario Monds 2001-02, Greg Scott 2004, Rashad Jeanty (53) 2006-08, Michael Johnson (90) 2009-13, Will Clarke 2014-16, Andrew Brown 2019-20, Wyatt Ray 2021, Jeff Gunter 2022

Table for No. 94: NAME YEARS. Rich Romer 1988-89, Alfred Williams 1991-94, Jevon Langford (58) 1996-2000, Tony Williams 2001-04, Domata Peko 2006-16, Chris Smith 2017, Sam Hubbard 2018-23

Table for No. 95: NAME YEARS. Roosevelt Nix 1992-93, Keith Rucker 1994-95, Steve Foley 1998-2002, LaDairis Jackson 2003-04, Larry Stevens 2004 (Games 8-16), '05, Sam Adams 2006, Roy Manning 2007, Orien Harris 2008-09, Victor Adeyanju 2010, Wallace Gilberry 2012-16, Kasim Edeball 2018, Renell Wren 2019-21, Zach Carter 2022-23, *NOTE: Jackson and Stevens both were assigned uniform No. 95 for Games 8-16 of 2004. At the time, however, only Stevens was on the active roster. Jackson was on the Reserve/Injured list.

(Uniform numbers, continued)

No. 96	
NAME	YEARS
Willie Fears	1987
Curtis Maxey	1988
Natu Tuatagaloa	1989-91
Daniel Stubbs (67)	1992 (Games 5-16), '93
Kanavis McGhee	1994
Alfred Oglesby	1995
Kenny Davidson	1996
Brentson Buckner	1997
Clyde Simmons	1998
Vaughn Booker	2000-02
Matthias Askew	2004-05
Michael Myers	2007
Josh Mallard	2008 (Games 12-13)
Chris Harrington	2008 (Games 14-16)
Shaun Smith (66, 99)	2009
Carlos Dunlap	2010-20
Cam Sample	2021-23

No. 97	
NAME	YEARS
Brian Pillman (58)	1984 (Games 4, 6)
Mike Frier	1992-94
Andre Purvis	1997-99
Bernard Whittington	2001-02
John Thornton	2003-08
Geno Atkins	2010-20
Jay Tufele	2022-23

No. 98	
NAME	YEARS
David Grant	1988-91
Tony Savage	1992
George Hinkle	1993
Todd Kelly	1995-96
Canute Curtis	1997-2002
Elton Patterson	2003, '04 (Games 3-4)
Terrance Martin	2004 (Games 8-16)
Bryan Robinson	2005-07
Antwan Odom	2008-10
Nick Hayden	2011
Brandon Thompson (79)	2013-16
Ryan Glasgow	2017-19
DJ Reader	2020-23

No. 99	
NAME	YEARS
Jason Buck	1987-90
Alonzo Mitz	1991-92
Donnell Johnson (68)	1993 (Games 1-3)
Dan Wilkinson	1994-97
Oliver Gibson	1999-2003
Shaun Smith (66, 96)	2004
David Pollack	2005-07
Jason Shirley (70)	2008
Tank Johnson	2009-10
Manny Lawson	2011-12
Margus Hunt (70)	2013-16
Andrew Billings (75)	2017-19
Christian Covington	2020
Tyler Shelvin	2021-22
Myles Murphy	2023

PLAYER HISTORY — ALUMNI LIST

COLLEGE	PLAYERS
Abilene Christian	3
Alabama	22
Alabama A&M	1
Albany State (Ga.)	1
Alcorn State (Alcorn A&M)	1
Appalachian State	3
Arizona	6
Arizona State	18
Arkansas	10
Arkansas AM&N	2
Arkansas State	3
Auburn	19
Augustana (Ill.)	1
Augustana (S.D.)	2
Ball State	5
Baylor	5
Bethune-Cookman	2
Boise State	4
Boston College	8
Boston University	2
Bowling Green	3
Brigham Young	9
Buffalo	2
California	7
California, Davis	1
Cal State-Fullerton	2
Cal State-Long Beach	2
Cal State-Sacramento	1
Cameron	1
Carroll College	1
Carson-Newman	1
Calatwa	1
Central Connecticut State	1
Central Florida	3
Central Michigan	7
Central State (Ohio)	1
Central State (Okla.)	1
Central Washington	1
Chico State	1
Cincinnati	17
Clemson	10
Coastal Carolina	2
Colorado	12
Colorado State	3
Dartmouth	1
Davidson	1
Dayton	1
Delaware	1
Duke	3
Earlham College	1
East Carolina	4
East Tennessee State	1
Eastern Illinois	2
Eastern Kentucky	3
Eastern Michigan	3
Eastern Washington	2
Evansville	1
Ferris State	1
Findlay	2
Fisk	1
Florida	22
Florida A&M	3
Florida Atlantic	1
Florida State	10
Fresno State	11
Frostburg State	2
Furman	2
Gardner-Webb	1
Georgia	16
Georgia State	1
Georgia Tech	3
Grambling	6
Grand Valley State	1
Hampton (Va.)	2
Harvard	4
Hawaii	3
Holy Cross	2
Houston	10
Howard	1
Howard Payne	1
Humboldt State	1
Idaho	2
Illinois	12
Illinois State	2
Indiana	9
Iowa	11
Iowa State	4
Jackson State	2
Jacksonville State	1
James Madison	1
Johnson C. Smith	1
Kansas	12
Kansas State	9
Kent State	3
Kentucky	7
Lamar	1
Lane College	1
Langston	1
Lehigh	2
Liberty	1
Lincoln	2
Lindenwood	1
Los Angeles State	2
Louisiana-Lafayette	2
Louisiana State	20
Louisiana Tech	4
Louisville	10
Maine	2
Mankato State	1
Mars Hill	1
Marshall	6
Maryland	10
Massachusetts	3
McGill (Canada)	1
McMurry	1
McNeese State	2
Memphis	4
Miami (Fla.)	16
Holy Cross	10
Michigan	22
Michigan State	15
Michigan Tech	1
Middle Tennessee State	1
Miles College	1
Millikin	1
Minnesota	5
Mississippi	8
Mississippi State	6
Mississippi Valley State	3
Missouri	3
Montana	2
Montana State	1
Morehead State	3
Morgan State	1
Morris Brown	1
Nebraska	16
Nevada-Las Vegas	2
Nevada	4
New Mexico	1
New Mexico State	2
New York Tech	1
North Alabama	2
North Carolina	11
North Carolina-Charlotte	1
North Carolina A&T	5
North Carolina Central	1
North Carolina at Pembroke	1
North Carolina State	10
North Dakota	1
North Dakota State	2
Northeast Louisiana	2
Northeast Missouri State	1
Northeastern	1
Northern Illinois	3
Northern Iowa	1
Northern Michigan	1
Northwestern	2
Northwestern Oklahoma	1
Northwestern State (La.)	3
Notre Dame	18
Ohio State	37
Ohio	2
Ohio Wesleyan	1
Oklahoma	15
Oklahoma State	7
Oregon	10
Oregon State	8
Pacific	2
Penn State	19
Pittsburg State	1
Pittsburgh	13
Portland State	1
Princeton	2
Purdue	7
Rice	2
Richmond	2
Rutgers	6
Samford	1
Sam Houston State	1
San Diego	2
San Diego State	7
San Jose State	5
South Carolina	16
South Carolina State	2
South Dakota	1
South Dakota State	1
South Florida	1
Southern Arkansas	3
Southern California	15
Southern Illinois	2
Southern Methodist	6
Southern Mississippi	4
Southern University	1
Southern Utah	1
Southwest Missouri State	1
Southwest Texas State	2
Stanford	13
Stephen F. Austin	1
Syracuse	6
Taylor	1
Temple	2
Tennessee	15
Tennessee-Chattanooga	2
Tennessee State	8
Texas	17
Texas A&I	1
Texas A&M	17
Texas Christian	9
Texas El Paso	2
Texas-San Antonio	1
Texas Southern	1
Texas Tech	2
Toledo	7
Troy	2
Tufts	1
Tulane	5
Tulsa	2
Tuskegee	1
UCLA	13
Union (N.Y.)	1
U.S. International	2
Utah	8
Utah State	4
Vanderbilt	3
Villanova	1
Virginia	7
Virginia Tech	3
Virginia Union	2
Wake Forest	4
Washington	11
Washington State	8
West Chester	1
West Virginia	19
Western Carolina	2
Western Illinois	2
Western Kentucky	2
Western Michigan	2
Wichita State	2
College of William & Mary	1
Williams	1
Wingate	1
Wisconsin	9
Wisconsin-LaCrosse	1
Wooster	1
Wyoming	4
Xavier (Ohio)	1
Yale	2

NONE: 2.

PLAYER HISTORY — TRADES

An asterisk () denotes a draft-day trade.*

- Dec. 26, 1967 — Acquired QB **John Stofa** from Miami for two undisclosed future draft choices. The draft choices were later determined to be No. 27 overall in the 1968 draft (first round; Dolphins selected OT **Doug Crusan**) and No. 54 overall in the '68 draft (second round; Dolphins selected TE **Jim Cox**).
- Jan. 22, 1968 — Acquired TE **Andre White** from Denver for an undisclosed future draft choice. The draft choice was later determined to be No. 111 overall in the 1968 draft (fourth round; Broncos selected DB **Gus Hollomon**).
- Jan. 30, 1968* — Bengals acquired LB **Tom Rhoads** from Buffalo for a fifth-round draft choice in the 1968 draft. The fifth-round pick Buffalo received was No. 114 overall (Bills selected RB **Ben Gregory**).
- July 28, 1968 — Acquired OL **Jeff Richardson** from the N.Y. Jets for an undisclosed future draft choice. The draft choice was later determined to be No. 110 overall in 1970 draft (fifth round; Jets traded the pick to Houston).
- June 30, 1969 — Acquired WR **Eric Crabtree** from Denver for FB **Tom Smiley**.
- Sept. 8, 1969 — Acquired K **Horst Muhlmann** and an undisclosed future draft choice from Kansas City for WR **Warren McVea**. The draft choice was later determined to be No. 104 overall in the 1970 draft (fourth round; Bengals selected DB **Billie Hayes**, who never made the regular-season roster).
- Jan. 21, 1970 — Acquired OT **Rufus Mayes** from Chicago for DT **Bill Staley** and DE **Harry Gunner**.
- May 19, 1970 — Acquired OT/G **Gary Kirner** from San Diego for DT **Andy Rice**.
- July 1, 1970 — Acquired S **Caesar Belsler** from Kansas City for an undisclosed future draft choice. Belsler, however, did not make the Bengals' regular-season roster, thus no pick was traded.
- Aug. 4, 1970 — Acquired S **Kenny Graham** from San Diego for an undisclosed draft choice in 1971 draft. The draft choice was later determined to be No. 119 overall (fifth round; Chargers drafted DE **Phil Asack**).
- Aug. 26, 1970 — Acquired QB **Virgil Carter** from Buffalo for an undisclosed future draft choice. The draft choice was later determined to be No. 145 overall in the 1971 draft (sixth round; Bills selected DE **Bill McKinley**).
- Sept. 2, 1970 — Acquired DT **Frank Cornish** from Chicago for an undisclosed future draft choice. The draft choice was later determined to be No. 133 overall in the 1972 draft (sixth round; Bears selected LB **Bob Pifferini Jr.**).
- Oct. 26, 1970 — Acquired an undisclosed future draft choice from the N.Y. Jets for G **Dave Middendorf**. The draft choice was later determined to be No. 110 overall in the 1971 draft (fifth round; Bengals selected DE **Arthur May**, who never made the regular-season roster).
- May 7, 1971 — Acquired RB **Henry Dyer** from Washington for QB **Sam Wyche**.
- Feb. 1, 1972* — Acquired G **John Shiners** from Baltimore for an undisclosed future draft choice. The draft choice was later determined to be No. 93 overall in 1973 draft (fourth round; Colts traded the pick to Cleveland).
- May 9, 1972 — Acquired LB **Bob Bruggers** from San Diego for OT **Ernie Wright**.
- Nov. 1, 1972 — Acquired WR **Charlie Joiner** and LB **Ron Pritchard** from Houston for RB **Paul Robinson** and RB **Fred Willis**.
- April 10, 1973 — Acquired an undisclosed future draft choice from New Orleans for TE **Mike Kelly**. The draft choice was later determined to be No. 153 overall in the 1974 draft (sixth round; Bengals selected DB **William Bryant**, who never signed with the Bengals, instead signing with the Houston Texans of the World Football League).
- July 9, 1973 — Acquired DT **Jerry Ellison** from Philadelphia for WR **Speedy Thomas**.
- Aug. 10, 1973 — Acquired two undisclosed future draft choices from Minnesota for G **Steve Lawson** and an undisclosed future draft choice. The draft choices Cincinnati received were later determined to be No. 103 overall in the 1974 draft (fourth round; Bengals selected WR **Richard Williams**) and No. 77 overall in the '75 draft (third round; Bengals selected LB **Bo Harris**). The draft choice Minnesota received was later determined to be No. 89 overall in the 1975 draft (fourth round; Vikings selected RB **Harold [Champ] Henson**).
- Aug. 22, 1973 — Acquired an undisclosed future draft choice from New England for LB **Bill Peterson**. The draft choice was later determined to be No. 87 overall of 1974 draft (fourth round; Bengals selected QB **Mike Boryla**).
- Sept. 7, 1973 — Acquired two undisclosed future draft choices from New Orleans for RB **Jess Phillips**. The draft choices were later determined to be No. 61 overall in the 1974 draft (third round; Bengals selected G **Dave Lapham**) and No. 114 overall in the '74 draft (fifth round; Bengals selected RB **Haskel Stanback**).
- Jan. 24, 1974 — Acquired QB **Wayne Clark** from San Diego for QB **Virgil Carter**. Carter, however, left San Diego to sign with the Chicago Fire of the World Football League, thus Cincinnati sent RB **Reece Morrison** to the Chargers on March 7 as compensation.
- March 8, 1974 — Acquired two undisclosed future draft choices from Philadelphia for QB **Mike Boryla**. The draft choices were later determined to be No. 142 overall in the 1975 draft (sixth round; Bengals selected QB **Tom Shuman**) and No. 11 overall in '76 draft (first round; Bengals selected WR **Billy Brooks**).
- July 3, 1974 — Acquired an undisclosed future draft choice from Dallas for QB **Clint Longley Jr.**. The draft choice was later determined to be No. 122 overall in 1975 draft (fifth round; Bengals selected TE/P **Jeff West**).
- July 10, 1974 — Acquired a first-round draft choice in the 1977 draft plus a first-round draft choice and a second-round draft choice in the '78 draft from Philadelphia for LB **Bill Bergey**. It was determined later that the 1977 first-round draft choice was No. 8 overall (Bengals selected DT **Wilson Whitley**), the '78 first-round draft choice was No. 8 overall (Bengals selected DE **Ross Browner**) and the '78 second-round draft choice was No. 35 overall (Bengals selected CB **Ray Griffin**).
- July 31, 1974 — Acquired an undisclosed future draft choice from Buffalo for DT/DE **Steve Chomyszak**. The draft choice was later determined to be No. 227 overall in 1975 draft (ninth round; Bengals selected WR **Lofell Williams**).
- Aug. 21, 1974 — Acquired an undisclosed future draft choice from Atlanta for RB **Haskel Stanback** and G/C **Tom DeLeone**. The draft choice was later determined to be No. 55 overall in the 1975 draft (third round; Bengals selected DE **Gary Burley**).
- Aug. 28, 1974 — Acquired an undisclosed future draft choice from Buffalo for S **Neal Craig**. The draft choice was later determined to be No. 97 overall in 1975 draft (fourth round; Bengals selected RB **Stan Fritts**).
- Aug. 29, 1974 — Acquired an undisclosed amount of cash from New Orleans for WR **Richard Williams**.
- Sept. 10, 1974 — Acquired \$100 cash from Detroit for WR **Tim George**.
- April 18, 1975 — Acquired an undisclosed future draft choice from Kansas City for LB **Ken Avery**. The draft choice was later determined to be No. 106 overall in the 1976 draft (fourth round; Bengals selected RB **Tony Davis**).
- June 11, 1975 — Acquired an undisclosed future draft choice from San Francisco for TE **Al Chandler**. The draft choice was later determined to be No. 138 overall in the 1976 draft (fifth round; Bengals selected RB **Willie Shelby**).
- June 16, 1975 — Acquired an undisclosed future draft choice from Philadelphia for K **Horst Muhlmann**. The draft choice was later determined to be No. 69 overall in the 1976 draft (third round; Bengals selected CB **Danny Reece**, who never made the regular-season roster).
- June 29, 1975 — Acquired QB **John Reaves** and an undisclosed future draft choice from Philadelphia for QB **Wayne Clark** and OT **Stan Walters**. The draft choice was later determined to be No. 38 overall in the 1976 draft (second round; Bengals selected G **Glenn Bujnoch**).
- Sept. 8, 1975 — Acquired an undisclosed future draft choice from New England for RB **Doug Dressler**. The draft choice was later determined to be No. 187 overall in the 1976 draft (seventh round; Bengals selected QB **Bob Bateman**).
- Sept. 9, 1975 — Acquired an undisclosed future draft choice from Green Bay for G **Pat Matson**. The draft choice was later determined to be No. 192 overall in 1976 draft (seventh round; Bengals selected DB **Pete Rome**).
- April 2, 1976 — Acquired DE **Coy Bacon** from San Diego for WR **Charlie Joiner**.
- May 11, 1976 — Acquired an undisclosed future draft choice from Chicago for DE **Royce Berry**. The draft choice was later determined to be No. 131 overall in the 1978 draft (fifth round; Bengals selected QB **Rob Hertel**).
- June 3, 1976 — Acquired an undisclosed future draft choice from Minnesota for TE **Orlando Nelson**. The draft choice was later determined to be No. 194 in the 1977 draft (seventh round; Bengals selected TE **Jim Corbett**).
- June 7, 1976 — Acquired undisclosed future draft choices from Chicago for LB **Brad Cousino**, RB **Champ Henson** and K **Tom Klaban**. None of those three players, however, made the Bears' roster, thus no picks were traded.
- June 21, 1976 — Acquired an undisclosed future draft choice from St. Louis for LB **Al Beauchamp**. The draft choice was later determined to be No. 105 overall in the 1977 draft (fourth round; Bengals selected S **Jerry Anderson**).
- July 23, 1976 — Acquired an undisclosed future draft choice from Buffalo for DE **Sherman White**. The draft choice was later determined to be No. 3 overall in the 1977 draft (first round; Bengals selected DE/DT **Eddie Edwards**).
- Sept. 7, 1976 — Acquired an undisclosed future draft choice from Tampa Bay for RB **Charlie Davis**. The draft choice was later determined to be No. 85 overall in the 1977 draft (fourth round; Bengals selected TE **Rick Walker**).
- March 1, 1977 — Acquired an undisclosed future draft choice from San Diego for WR **Chip Myers**. The draft choice was later determined to be No. 292 overall in the 1977 draft (11th round; Bengals selected G **Joel Parrish**).
- March 16, 1977 — Acquired two undisclosed future draft choices from Denver for S/CB **Bernard Jackson**. The draft choices were later determined to be No. 83 overall in the 1978 draft (third round; Bengals selected WR/TE **Don Bass**) and No. 193 overall in the '78 draft (seventh round; Bengals selected OT **Danny Bass**).
- July 21, 1977 — Acquired an undisclosed future draft choice from New Orleans for RB **Stan Fritts**. Fritts, however, did not make the Saints' regular-season roster, thus no pick was traded.
- July 28, 1977 — Acquired the waiver price of \$100 from Oakland for DT **Bob Brown**, who had not reported to training camp.
- Aug. 30, 1977 — Acquired an undisclosed future draft choice from St. Louis for DB **Carl Allen**. The draft choice was later determined to be No. 293 overall in the 1978 draft (11th round; Bengals selected RB **Calvin Prince**).
- June 26, 1978 — Acquired a first-round draft choice in the 1979 draft from Washington for DE **Coy Bacon** and CB **Lemar Parrish**. The draft choice was later determined to be No. 12 overall (Bengals selected RB **Charles Alexander**).
- July 7, 1978 — Acquired an undisclosed future draft choice from Oakland for LB **Ron Pritchard**. Pritchard, however, did not make the Raiders' regular-season roster, thus no pick was traded.
- Aug. 22, 1978 — Acquired an undisclosed future draft choice from Chicago for TE **Mike Cobb**. The draft choice was later determined to be No. 91 overall in the 1979 draft (fourth round; Bengals selected CB **Vaughn Lusby**).
- May 30, 1979 — Acquired an undisclosed future draft choice from Tampa Bay for RB **Tony Davis**. The draft choice was later determined to be No. 159 overall in the 1980 draft (sixth round; Bengals selected LB **Andrew Melontree**).
- July 16, 1979 — Acquired an undisclosed future draft choice from San Francisco for CB **Melvin Morgan**. The draft choice was later determined to be No. 167 overall in the 1980 draft (seventh round; Bengals selected LB **Ron Simpkins**).
- Aug. 23, 1979 — Acquired an undisclosed future draft choice from Washington for WR **Dennis Law**. Law, however, initially retired after the trade and did not report to the Redskins, then later reported on Nov. 6 and was Active-DNP for one game before being released. However, since Law never played for the Redskins, no pick was traded.
- Aug. 27, 1979 — Acquired first rights to waived players from San Francisco for RB **Lenvil Elliott**.
- March 19, 1980 — Acquired an undisclosed future draft choice from San Francisco for CB **Scott Perry**. The draft choice was later determined to be No. 230 overall in the 1981 draft (ninth round; Bengals selected RB **Samoa Samoa**).
- Aug. 1, 1980 — Acquired an undisclosed future draft choice from the N.Y. Giants for G **Greg Fairchild**. Fairchild, however, did not make the Giants' regular-season roster, thus no pick was traded.
- June 19, 1981 — Acquired DE **Mel Lunsford** from New England for an undisclosed future draft choice. Lunsford, however, did not make the Bengals' regular-season roster, thus no pick was traded.
- Aug. 20, 1982 — Acquired an undisclosed future draft choice from New Orleans for WR/TE **Don Bass**. The draft choice was later determined to be No. 152 overall in the 1983 draft (sixth round; Bengals selected LB **Kiki DeAyala**).
- June 2, 1983 — Acquired a first-round draft choice in the 1984 draft from Tampa Bay for QB **Jack Thompson**. The draft choice was later determined to be No. 1 overall (Bengals traded the pick to New England on 4-4-84).
- June 29, 1983 — Acquired an undisclosed future draft choice from Seattle for C **Blair Bush**. The draft choice was later determined to be No. 25 overall in the 1985 draft (first round; Bengals selected LB **Emmanuel King**).
- April 4, 1984 — Acquired two 1984 first-round draft choices, one '84 10th-round choice and one '85 fifth-round choice from New England for the '84 No. 1 overall choice. The two first-round picks Cincinnati received were No. 16 overall (Bengals selected DE **Pete Koch**) and No. 28 overall (Bengals selected G/OT **Brian Blados**). The 10th-round pick Cincinnati received was No. 265 overall (Bengals selected RB **Brent Ziegler**). The 1985 fifth-round pick Cincinnati received was later determined to be No. 129 overall (Bengals selected CB **Lee Davis**). With the No. 1 overall pick in the 1984 draft, the Patriots selected WR **Irving Fryar**.
- May 29, 1984 — Acquired RB **James Brooks** from San Diego for FB **Pete Johnson**.
- July 24, 1984 — Acquired an undisclosed future draft choice from Tampa Bay for OT **Don Swafford**. The draft choice was later determined to be No. 148 overall in the 1985 draft (sixth round; Bengals selected OT **Eric Stokes**).
- July 25, 1984 — Acquired an undisclosed future draft choice from the L.A. Rams for QB **Jeff Christensen**. Christensen, however, did not make the Rams' regular-season roster, thus no pick was traded.
- Aug. 23, 1984 — Acquired an undisclosed future draft choice from Atlanta for DE **Gary Burley**. The draft choice was later determined to be No. 172 overall in the 1985 draft (seventh round; Bengals selected RB **Kim Locklin**).
- Oct. 9, 1984 — Acquired a 1986 first-round draft choice, a third-round draft choice (either an '85 third-rounder or an '86 third-rounder, TBD) and an '87 fifth-round choice from Denver for the rights to LB **Ricky Hunley**. The 1986 first-round pick was later determined to be No. 21 overall (Bengals selected WR **Tim McGee**). At the time of the trade, it was known that the third-round choice Cincinnati was to receive was to be either (a) Tampa Bay's 1985 third-round pick, which Denver had possible future rights to, contingent on a deal the Broncos had with the Buccaneers involving QB Steve DeBerg, or (b) Denver's '86 third-round pick. It

(Player history — trades, continued)

- was later determined to be Denver's 1986 third-round pick (No. 78 overall; Bengals selected S **David Fulcher**). The 1987 fifth-round pick was later determined to be No. 139 overall (Bengals selected P **Greg Home**). Hunley had been Cincinnati's 1984 first-round draft choice (No. 7 overall), but he never signed a contract with the Bengals.
- May 6, 1985 — Acquired an undisclosed future draft choice from Miami for QB **Bryan Clark**. Clark, however, did not make the Dolphins' regular-season roster, thus no pick was traded.
- Aug. 26, 1985 — Acquired an undisclosed future draft choice from Green Bay for WR **David Verser**. Verser, however, did not make the Packers' regular-season roster, thus no pick was traded.
- Sept. 4, 1985 — Acquired an undisclosed future draft choice from Green Bay for G/OT **Mike Obrovac**. The draft choice was later determined to be No. 294 overall in the 1986 draft (11th round; Bengals selected LB **Tom Flaherty**).
- Oct. 15, 1985 — Acquired an undisclosed future draft choice from Seattle for TE **Dan Ross**. The draft choice was later determined to be No. 99 overall in the 1986 draft (fourth round; Bengals selected QB **Doug Gaynor**).
- April 2, 1986 — Acquired third-round draft choice in the 1986 draft from Atlanta for QB **Turk Schonert**. The draft pick was No. 58 overall (Bengals selected DE **Jim Skow**).
- May 12, 1986 — Acquired an undisclosed future draft choice from Green Bay for DE **Glen Collins**. Collins, however, did not make the Packers' regular-season roster, thus no pick was traded.
- Aug. 19, 1986 — Acquired P **Jeff Hayes** from Washington for an undisclosed amount of cash.
- Aug. 27, 1986 — Acquired an undisclosed future draft choice from Seattle for OT **Mike Wilson**. The draft choice was later determined to be No. 77 overall in the 1987 draft (third round; Bengals selected DE **Skip McClendon**).
- April 23, 1989* — Acquired a 1989 second-round draft choice, an '89 fourth-round choice and an '89 10th-round choice from Atlanta for the an '89 first-round choice. The second-round pick Cincinnati received was No. 35 overall (Bengals selected FB **Eric Ball**). The fourth-round pick Cincinnati received was No. 89 overall (Bengals selected LB **Kerry Owens**). The 10th-round pick Cincinnati received was No. 256 overall (Bengals selected CB **Cornell Holloway**). The first-round pick Atlanta received was No. 27 overall (Falcons selected WR **Shawn Collins**).
- Aug. 21, 1990 — Acquired CB **Carl Carter** from Phoenix for LB **Chris Chenault**.
- Aug. 27, 1990 — Acquired WR **Reggie Rembert** from the N.Y. Jets for OT **Scott Jones** and LB **Joe Kelly**.
- Sept. 1, 1990 — Acquired CB **Rod (Roderick) Jones** from Tampa Bay for DE **Jim Skow**.
- April 21, 1991* — Acquired a 1991 second-round draft choice and a '91 fourth-round choice from San Francisco for a '91 second-round choice. The second-round pick Cincinnati received was No. 52 overall (Bengals selected DE **Lamar Rogers**). The fourth-round pick Cincinnati received was No. 109 overall (Bengals selected WR **Rob Carpenter**). The second-round pick San Francisco received was No. 45 overall (49ers selected RB **Ricky Watters**).
- April 26, 1992* — Acquired two 1992 first-round draft choices and one third-round choice from Washington for one first-round choice and one third-round choice. The first-round picks Cincinnati received were No. 6 overall (Bengals selected QB **David Klingler**) and No. 28 overall (Bengals selected S **Darryl Williams**). The third-round pick Cincinnati received was No. 84 overall (Bengals selected CB **Leonard Wheeler**). The first-round pick Washington received was No. 4 overall (Redskins selected WR **Desmond Howard**). The third-round pick Washington received was No. 58 overall (Redskins traded pick to Dallas).
- March 17, 1993 — Acquired a 1993 third-round draft choice and a conditional '94 second-round draft choice from the N.Y. Jets for QB **Boomer Esiason**. The third-round pick Cincinnati received was No. 59 overall (Bengals selected LB **Steve Tovar**). It was later determined that Esiason did not meet the performance requirements for the conditional 1994 second-round pick, thus that pick was not traded.
- July 16, 1993 — Acquired an undisclosed future draft choice from the L.A. Raiders for DB **Rickey Dixon**. The draft choice was later determined to be No. 184 overall in the 1994 draft (sixth round; Bengals selected OT **Jerry Reynolds**).
- April 22, 1995* — Acquired a 1995 first-round draft choice from Carolina for a '95 first-round choice and a '95 second-round choice. The first-round pick Cincinnati received was No. 1 overall (Bengals selected RB **Ki-Jana Carter**). The first-round pick Carolina received was No. 5 overall (Panthers selected QB **Kerry Collins**). The second-round pick Carolina received was No. 36 overall (Panthers selected DE **Shawn King**).
- Feb. 26, 1998 — Acquired a 1998 first-round draft choice and a '98 third-round choice from Washington for DT **Dan Wilkinson**. The first-round pick Cincinnati received was No. 17 (Bengals selected LB **Brian Simmons**). The third-round pick Cincinnati received was No. 78 overall (Bengals selected G **Mike Goff**).
- March 26, 1998 — Acquired QB **Paul Justin** from Indianapolis for a 1998 fifth-round draft choice. The fifth-round pick Indianapolis received was No. 135 overall (Colts selected LB **Antony Jordan**).
- April 20, 2002* — Acquired a 2002 third-round draft choice from Carolina for an '02 third-round choice and an '02 fifth-round choice. The third-round pick Cincinnati received was No. 67 overall (Bengals selected TE **Matt Schobel**). The third-round pick Carolina received was No. 73 overall (Panthers selected LB **Will Witherspoon**). The fifth-round pick Carolina received was No. 145 overall (Panthers selected RB **Kyle Johnson**).
- Aug. 31, 2002 — Acquired an undisclosed future draft choice from New Orleans for RB **Curtis Keaton**. The draft choice was later determined to be No. 118 overall in the 2003 draft (fourth round; Bengals selected FB **Jeremi Johnson**).
- Apr. 9, 2004 — Acquired CB **Deltha O'Neal**, a 2004 first-round draft choice and an '04 fourth-round choice from Denver for an '04 first-round choice. The first-round pick Cincinnati received was No. 24 overall (Bengals traded the pick to St. Louis). The fourth-round pick Cincinnati received was No. 117 overall (Bengals selected DE **Robert Geathers**). The first-round pick Denver received was No. 17 overall (Broncos selected LB **D.J. Williams**).
- Apr. 19, 2004 — Acquired a 2004 second-round draft choice from New England for RB **Corey Dillon**. The second-round pick Cincinnati received was No. 56 overall (Bengals selected S/CB **Madieu Williams**).
- April 24, 2004* — Acquired a 2004 first-round draft choice and an '04 fourth-round choice from St. Louis for an '04 first-round choice. The first-round pick Cincinnati received was No. 26 overall (Bengals selected RB **Chris Perry**). The fourth-round pick Cincinnati received was No. 123 overall (Bengals selected G/OT **Stacy Andrews**). The first-round pick St. Louis received was No. 24 overall (the Rams selected RB **Steven Jackson**).
- June 20, 2006 — Acquired an undisclosed future draft choice from St. Louis for QB **Dave Ragone**. Ragone, however, did not make the Rams' regular-season roster, thus no pick was traded.
- Sept. 1, 2007 — Acquired QB **Ryan Fitzpatrick** from St. Louis for an undisclosed future draft choice. The draft choice was later determined to be No. 217 overall in the 2008 draft (seventh round; Rams traded the pick to Green Bay).
- May 7, 2009 — Acquired RB **Brian Leonard** from St. Louis for DT **Orien Harris**.
- Sept. 4, 2010 — Acquired S **Reggie Nelson** from Jacksonville for CB **David Jones** and a conditional future draft choice. The draft choice was later determined to be No. 228 overall in the 2012 draft (seventh round; Jaguars selected DT **Jeris Pendleton**).
- July 29, 2011 — Acquired undisclosed future draft choices from New England for WR **Chad Johnson**. The draft choices were later determined to be No. 166 overall in the 2012 draft (fifth round; Bengals selected WR **Marvin Jones**) and the No. 197 overall in the '13 draft (sixth round; Bengals selected WR **Cobi Hamilton**).
- Aug. 23, 2011 — Acquired S **Taylor Mays** from San Francisco for an undisclosed future draft choice. The draft choice was later determined to be No. 227 overall in the 2013 draft (seventh round; 49ers traded the pick to Cleveland).
- Aug. 29, 2011 — Acquired CB **Kelly Jennings** from Seattle for DT **Clinton McDonald**.
- Oct. 18, 2011 — Acquired a 2012 first-round draft choice and a '13 second-round choice from Oakland for QB **Carson Palmer**. The first-round pick Cincinnati received was later determined to be No. 17 overall (Bengals selected CB **Dre Kirkpatrick**). The second-round pick Cincinnati received was later determined to be No. 37 overall (Bengals selected RB **Giovani Bernard**).
- April 12, 2012 — Acquired a 2012 fifth-round draft choice from the N.Y. Giants for LB **Keith Rivers**. The draft choice was No. 167 overall (Bengals selected S **George Iloka**).
- April 26, 2012* — Acquired a 2012 first-round draft choice and a '12 third-round choice from New England for a '12 first-round choice. The first-round pick Cincinnati received was No. 27 overall (Bengals selected G **Kevin Zeitler**). The third-round pick Cincinnati received was No. 93 overall (Bengals selected DT **Brandon Thompson**). The first-round pick New England received was No. 21 overall (Patriots selected DE **Chandler Jones**).
- May 10, 2014* — Acquired a 2014 fourth-round draft choice from Seattle for a '14 fourth-round choice and a '14 sixth-round choice. The fourth-round pick Cincinnati received was No. 111 overall (Bengals selected C **Russell Bodine**). The fourth-round pick Seattle received was No. 123 overall (Seahawks selected WR **Kevin Norwood**). The sixth-round pick Seattle received was No. 199 overall (Seahawks selected OT **Garrett Scott**).
- April 11, 2017 — Acquired DE **Chris Smith** from Jacksonville for a conditional 2018 draft choice. The 2018 draft pick Jacksonville received was later determined to be No. 230 overall (Jaguars selected LB **Leon Jacobs**).
- April 28, 2017* — Acquired a 2017 second-round draft choice and a '17 fourth-round choice from Minnesota for a '17 second-round choice. The second-round pick Cincinnati received was No. 48 overall (Bengals selected RB **Joe Mixon**). The fourth-round pick Cincinnati received was No. 128 overall (Bengals selected WR **Josh Malone**). The second-round pick Minnesota received was No. 41 overall (Vikings selected RB **Dalvin Cook**).
- April 29, 2017* — Acquired a 2017 sixth-round draft choice from Tennessee for a '17 sixth-round choice and a '17 seventh-round choice. The sixth-round pick Cincinnati received was No. 207 overall (Bengals selected DB **Brandon Wilson**). The sixth-round pick Tennessee received was No. 217 overall (Titans selected G **Corey Levin**). The seventh-round pick Tennessee received was No. 227 overall (Titans selected LB **Josh Carraway**).
- Aug. 29, 2017 — Acquired a 2018 seventh-round draft choice from New England for LB **Marquis Flowers**. The seventh-round pick Cincinnati received was later determined to be No. 249 overall (Bengals selected QB **Logan Woodside**).
- Sept. 2, 2017 — Acquired a conditional 2019 sixth-round draft choice from Dallas for CB **Bene Benwikere**. The conditions required to authorize the draft choice were met in 2018. The sixth-round pick Cincinnati received was No. 198 overall (Bengals later traded pick to San Francisco on 4-27-19).
- March 14, 2018 — Acquired OT **Cordy Glenn**, a 2018 first-round draft choice and a '18 fifth-round draft choice from Buffalo for a '18 first-round draft choice and an '18 sixth-round choice. The first-round pick Cincinnati received was No. 21 overall (Bengals selected C **Billy Price**). The fifth-round pick Cincinnati received was No. 158 overall (Bengals selected DT **Andrew Brown**). The first-round draft pick Buffalo received was No. 12 overall (Bills later traded pick to Tampa Bay). The sixth-round draft pick Buffalo received was No. 187 overall (Bills selected WR **Ray-Ray McCloud**).
- April 27, 2018* — Acquired a 2018 second-round draft choice and an '18 third-round draft choice from Kansas City for an '18 second-round draft choice and an '18 third-round draft choice. The second-round pick Cincinnati received was No. 54 (Bengals selected S **Jessie Bates III**). The third-round pick Cincinnati received was No. 78 (Bengals selected LB **Malik Jefferson**). The second-round pick Kansas City received was No. 46 (Chiefs selected LB **Breeland Speaks**). The third-round pick Kansas City received was No. 100 (Chiefs selected LB **Dorian O'Daniel**).
- April 26, 2019* — Acquired a 2019 second-round draft choice, a '19 fourth-round draft choice and a '19 sixth-round draft choice from Denver for a '19 second-round draft choice. The second-round pick Cincinnati received was No. 52 (Bengals selected TE **Drew Sample**). The fourth-round pick Cincinnati received was No. 125 (Bengals selected DT **Renell Wren**). The sixth-round pick Cincinnati received was No. 182 (Bengals selected RB **Trayveon Williams**). The second-round pick Denver received was No. 42 (Broncos selected QB **Drew Lock**).
- April 27, 2019* — Acquired a 2019 fourth-round draft choice from San Francisco for a '19 fourth-round draft choice and two '19 sixth-round draft choices. The fourth-round pick Cincinnati received was No. 104 (Bengals selected QB **Ryan Finley**). The fourth-round pick San Francisco received was No. 110 (49ers selected P **Mitch Wishnowsky**). The sixth-round picks San Francisco received were No. 183 (49ers selected OT **Justin Skule**) and No. 198 (49ers selected CB **Tim Harris**).
- April 27, 2019* — Acquired a 2019 fourth-round draft choice from Dallas for a '19 fifth-round draft choice and a '19 sixth-round draft choice. The fourth-round pick Cincinnati received was No. 136 (Bengals selected G **Michael Jordan**). The fifth-round pick Dallas received No. 149 (Cowboys later traded pick to Oakland). The sixth-round pick Dallas received was No. 213 (Cowboys selected S **Donovan Wilson**).
- Sept. 4, 2020 — Acquired DE **Christian Covington** from Denver for LB **Austin Calitro**.
- Oct. 28, 2020 — Acquired G/C **B.J. Finney** and a 2021 seventh-round draft pick from Seattle for DE **Carlos Dunlap**. The seventh-round pick Cincinnati received was No. 235 (Bengals selected DE **Wyatt Hubert**).
- March 19, 2021 — Acquired a 2021 sixth-round draft choice from Houston for QB **Ryan Finley** and a '21 seventh-round draft choice. The sixth-round pick Cincinnati received was No. 202 (Bengals selected RB **Chris Evans**). The seventh-round pick Houston received was No. 233 (Texans later traded pick to L.A. Rams).
- April 30, 2021* — Acquired a 2021 second-round draft choice and two '21 fourth-round draft choices from New England for a '21 second-round draft choice. The second-round pick Cincinnati received was No. 46 (Bengals selected G **Jackson Carman**). The fourth-round picks Cincinnati received were No. 122 (Bengals selected DT **Tyler Shelvin**) and No. 139 (Bengals selected OT **D'Ante Smith**). The second-round pick New England received was No. 38 (Patriots selected DT **Christian Barmore**).
- Aug. 30, 2021 — Acquired DT **B.J. Hill** from the N.Y. Giants for C **Billy Price**.
- April 29, 2022* — Acquired a 2022 second-round draft choice from Buffalo for a '22 second-round draft choice and a '22 sixth-round draft choice. The second-round pick Cincinnati received was No. 60 (Bengals selected CB **Cam Taylor-Britt**). The second-round pick Buffalo received was No. 63 (Bills selected RB **James Cook**). The sixth-round pick Buffalo received was No. 209 (Bills selected OT **Luke Tenuta**).
- April 30, 2022* — Acquired a 2022 fifth-round draft choice from Chicago for a '22 fifth-round draft choice and a '22 seventh-round draft choice. The fifth-round draft pick Cincinnati received was No. 166 (Bengals selected S **Tycen Anderson**). The fifth-round pick Chicago received was No. 174 (Bears selected DE **Dominique Robinson**). The seventh-round draft pick Chicago received was No. 226 (Bears selected OT **Ja'Tyre Carter**).
- April 28, 2023* — Acquired a 2023 third-round draft choice and a '23 sixth-round draft choice from Kansas City for a '23 third-round draft choice. The third-round draft pick Cincinnati received was No. 95 (Bengals selected S **Jordan Battle**). The sixth-round draft pick Cincinnati received was No. 217 (Bengals selected P **Brad Robbins**). The third-round draft pick Kansas City received was No. 92 (Chiefs selected OT **Wanya Morris**).
- March 13, 2024 — Acquired a 2024 seventh-round draft choice from Houston for HB **Joe Mixon**. The seventh-round draft pick Cincinnati received was No. 224 (Bengals selected S **Daijahn Anthony**).

PLAYER HISTORY — DRAFTS

1968 AFL EXPANSION DRAFT JAN. 21

Table with columns: PLAYER, POS., COLLEGE, AFL TEAM. Lists 40 players drafted by the Bengals in 1968.

NOTES: On Jan. 21, the Bengals selected 40 players in an expansion draft, taking five from each AFL team except Miami (the Dolphins were exempt because they had their inaugural season themselves just two years earlier in 1966). An asterisk (*) denotes a player who made the Bengals' all-time roster.

1968 AFL/NFL DRAFT JAN. 30-31

Table with columns: RD., PLAYER, POS., COLLEGE, SEL. #. Lists 177 players drafted in 1968.

*NOTES: The expansion Bengals received the second and last choices in Round 1; the first and last choices in Rounds 2-17; one additional choice at the end of Rounds 2-4; and all AFL six-round selections except Miami's (Cincinnati received Denver's fifth-round pick in lieu of their sixth-rounder because the Broncos previously had sent their sixth-rounder to Miami in a 1967 trade; the Dolphins were exempt from having to surrender their sixth-round pick because they had their inaugural season themselves just two years earlier in 1966). Oakland had the No. 108 overall choice in Round 4 but passed twice, allowing Green Bay to move from No. 109 to 108 and Cincinnati to move from No. 110 to 109. The Bengals' No. 462 pick was the last selection of the 1968 AFL/NFL draft.

1969 AFL/NFL DRAFT JAN. 28-29

Table with columns: RD., PLAYER, POS., COLLEGE, SEL. #. Lists 17 players drafted in 1969.

1970 NFL DRAFT JAN. 27-28

Table with columns: RD., PLAYER, POS., COLLEGE, SEL. #. Lists 17 players drafted in 1970.

1971 NFL DRAFT JAN. 28-29

Table with columns: RD., PLAYER, POS., COLLEGE, SEL. #. Lists 17 players drafted in 1971.

*NOTE: The Bengals had the No. 431 overall choice in Round 17 but passed, allowing Kansas City to move from No. 432 to 431.

1972 NFL DRAFT FEB. 1-2

Table with columns: RD., PLAYER, POS., COLLEGE, SEL. #. Lists 17 players drafted in 1972.

*NOTE: Buffalo had the No. 261 overall choice in Round 11 but passed, allowing the Bengals to move from No. 262 to 261.

1973 NFL DRAFT JAN. 30-31

Table with columns: RD., PLAYER, POS., COLLEGE, SEL. #. Lists 17 players drafted in 1973.

(Player history — drafts, continued)

1974 NFL DRAFT JAN. 29-30

Table with 4 columns: RD., PLAYER, POS., COLLEGE, SEL. #. Lists draft picks from 1974, including Bill Kollar, Charlie Davis, Dave Lapham, etc.

1-s Clint Longley, Jr. QB Abilene Christian. *NOTE: The Bengals selected QB Clint Longley Jr. in the first round of the 1974 NFL Supplemental Draft. Longley was later traded to Dallas on 7-3-74.

1975 NFL DRAFT JAN. 28-29

Table with 4 columns: RD., PLAYER, POS., COLLEGE, SEL. #. Lists draft picks from 1975, including Glenn Cameron, Al Kreviss, Gary Burley, etc.

1976 NFL DRAFT APRIL 8-9

Table with 4 columns: RD., PLAYER, POS., COLLEGE, SEL. #. Lists draft picks from 1976, including Billy Brooks, Archie Griffin, Glenn Bujnoch, etc.

1977 NFL DRAFT MAY 3-4

Table with 4 columns: RD., PLAYER, POS., COLLEGE, SEL. #. Lists draft picks from 1977, including Eddie Edwards, Wilson Whitley, Mike Cobb, etc.

1978 NFL DRAFT MAY 2-3

Table with 4 columns: RD., PLAYER, POS., COLLEGE, SEL. #. Lists draft picks from 1978, including Ross Browner, Blair Bush, Ray Griffin, etc.

1979 NFL DRAFT MAY 3-4

Table with 4 columns: RD., PLAYER, POS., COLLEGE, SEL. #. Lists draft picks from 1979, including Jack Thompson, Charles Alexander, Dan Ross, etc.

1980 NFL DRAFT APRIL 29-30

Table with 4 columns: RD., PLAYER, POS., COLLEGE, SEL. #. Lists draft picks from 1980, including Anthony Munoz, Kirby Criswell, Rod Horn, etc.

*NOTE: The Bengals had the No. 280 overall choice in Round 11 but passed, allowing Baltimore to move from No. 281 to 280.

1981 NFL DRAFT APRIL 28-29

Table with 4 columns: RD., PLAYER, POS., COLLEGE, SEL. #. Lists draft picks from 1981, including David Verser, Cris Collinsworth, John Simmons, etc.

1982 NFL DRAFT APRIL 27-28

Table with 4 columns: RD., PLAYER, POS., COLLEGE, SEL. #. Lists draft picks from 1982, including Glen Collins, Emanuel Weaver, Rodney Holman, etc.

1983 NFL DRAFT APRIL 26-27

Table with 4 columns: RD., PLAYER, POS., COLLEGE, SEL. #. Lists draft picks from 1983, including Dave Rimington, Ray Horton, Jimmy Turner, etc.

1984 NFL DRAFT MAY 1-2

Table with 4 columns: RD., PLAYER, POS., COLLEGE, SEL. #. Lists draft picks from 1984, including (acquired from Tampa Bay), Ricky Hunley, Pete Koch, etc.

1-s Wayne Peace QB Florida. 2-s Bill Johnson RB Arkansas State. 3-s Tom Kilkenny LB Temple. *NOTE: On June 5, the NFL held a supplemental draft for college seniors who had been eligible for the league's common draft a month earlier but had already signed a contract with a pro team in either the USFL or the CFL and thus were not selected by an NFL team in that common draft. In the supplemental draft, NFL teams obtained the rights to 84 of those players (76 USFL and eight CFL). The Bengals drafted three of them: QB Wayne Peace (had signed with the Tampa Bay Bandits of the USFL), RB Bill Johnson (Denver Gold, USFL) and LB Tom Kilkenny (Chicago Blitz, USFL). Of those three, only Johnson later joined the Bengals (in 1985), and he went on to make the team's all-time roster (played from '85-'87).

1985 NFL DRAFT APRIL 30-MAY 1

Table with 4 columns: RD., PLAYER, POS., COLLEGE, SEL. #. Lists draft picks from 1a to 12, including Eddie Brown, Emanuel King, Carl Zander, Sean Thomas, Anthony Tuggle, Tony Degrale, Lee Davis, Eric Stokes, Keith Lester, Kim Locklin, Joe Walter, Dave Strobel, Keith Cruise, Bernard King, Harold Stanfield, Louis Garza.

*NOTE: The Bengals had the No. 295 overall choice in Round 11 but passed, allowing New England to move from No. 296 to 295.

1986 NFL DRAFT APRIL 29-30

Table with 4 columns: RD., PLAYER, POS., COLLEGE, SEL. #. Lists draft picks from 1a to 12, including Joe Kelly, Tim McGee, Lewis Billups, Jim Skow, Mike Hammerstein, David Fulcher, Gary Kattus, Doug Gaynor, Leon White, Gary Hunt, Pat Franklin, David Douglas, Cary Whittingham, Jeff Shaw, Tim Stone, Tom Flaherty, Steve Bradley.

1987 NFL DRAFT APRIL 28-29

Table with 4 columns: RD., PLAYER, POS., COLLEGE, SEL. #. Lists draft picks from 1 to 12, including Jason Buck, Eric Thomas, Leonard Bell, Skip McClendon, Jim Riggs, Marc Logan, Greg Horne, Sonny Gordon, Chris Thatcher, Solomon Wilcols, Craig Raddatz, David McCluskey, Jim Warne, John Holifield.

1988 NFL DRAFT APRIL 24-25

Table with 4 columns: RD., PLAYER, POS., COLLEGE, SEL. #. Lists draft picks from 1 to 12, including Rickey Dixon, Elbert "Ickey" Woods, Kevin Walker, David Grant, Herb Wester, Paul Jetton, Rich Romer, Curtis Maxey, Brandy Wells, Ellis Dillahunt, Paul Hickert, Carl Parker.

1989 NFL DRAFT APRIL 23-24

Table with 4 columns: RD., PLAYER, POS., COLLEGE, SEL. #. Lists draft picks from 1 to 12, including Eric Ball, Freddie Childress, Erik Wilhelm, Kerry Owens, Rob Woods, Natu Tuatagaloa, Craig Taylor, Kendal Smith, Chris Chenault, Richard Stephens, Cornell Holloway, Bob Jean, Dana Wells, Scott Jones.

1990 NFL DRAFT APRIL 22-23

Table with 4 columns: RD., PLAYER, POS., COLLEGE, SEL. #. Lists draft picks from 1 to 12, including James Francis, Harold Green, Bernard Clark, Mike Brennan, Lynn James, Don Odegard, Craig Ogletree, Doug Wellsandt, Mitchell Price, Eric Crigler, Tim O'Connor, Andre Riley.

1991 NFL DRAFT APRIL 21-22

Table with 4 columns: RD., PLAYER, POS., COLLEGE, SEL. #. Lists draft picks from 1 to 12, including Alfred Williams, Lamar Rogers, Bob Dahl, Donald Hollas, Rob Carpenter, Mike Arthur, Richard Fain, Fernandus Vinson, Mike Dingle, Shane Garrett, Jim Lavin, Chris Smith, Antoine Bennett.

1992 NFL DRAFT APRIL 26-27

Table with 4 columns: RD., PLAYER, POS., COLLEGE, SEL. #. Lists draft picks from 1 to 12, including David Klingler, Darryl Williams, Carl Pickens, Leonard Wheeler, Ricardo McDonald, Craig Thompson, Chris Burns, Lance Olberding, Roosevelt Nix, Ostell Miles, Horace Smith, John Earle, Eric Shaw.

1993 NFL DRAFT APRIL 25-26

Table with 4 columns: RD., PLAYER, POS., COLLEGE, SEL. #. Lists draft picks from 1 to 8, including John Copeland, Tony McGee, Steve Tovar, Ty Parten, Marcello Simmons, Forey Duckett, Tom Scott, Lance Gunn, Doug Pelfrey.

1994 NFL DRAFT APRIL 24-25

Table with 4 columns: RD., PLAYER, POS., COLLEGE, SEL. #. Lists draft picks from 1 to 7, including Dan Wilkinson, Darnay Scott, Jeff Cothran, Steve Shine, Corey Sawyer, Trent Pollard, Kimo von Oelhoffen, Jerry Reynolds, Ramondo Stallings.

*NOTE: The Bengals received one compensatory pick (No. 86).

1995 NFL DRAFT APRIL 22-23

Table with 4 columns: RD., PLAYER, POS., COLLEGE, SEL. #. Lists draft picks from 1 to 7, including Ki-Jana Carter, David Dunn, Ryan Grigson, John Walsh.

1996 NFL DRAFT APRIL 20-21

Table with 4 columns: RD., PLAYER, POS., COLLEGE, SEL. #. Lists draft picks from 1 to 7, including Willie Anderson, Marco Battaglia, Ken Blackman, Jevon Langford, Greg Myers, Tom Turnulty, Rod Jones.

1997 NFL DRAFT APRIL 19-20

Table with 4 columns: RD., PLAYER, POS., COLLEGE, SEL. #. Lists draft picks from 1 to 7, including Reinard Wilson, Corey Dillon, Rod Payne, Tremain Mack, Andre Purvis, Canute Curtis, William Carr.

1998 NFL DRAFT APRIL 18-19

Table with 4 columns: RD., PLAYER, POS., COLLEGE, SEL. #. Lists draft picks from 1a to 7b, including Takeo Spikes, Brian Simmons, Artrell Hawkins, Steve Foley, Mike Goff, Glen Steele, Jason Tucker, Marcus Parker, Damian Vaughn.

*NOTE: The Bengals received one compensatory pick (No. 222).

1999 NFL DRAFT APRIL 17-18

Table with 4 columns: RD., PLAYER, POS., COLLEGE, SEL. #. Lists draft picks from 1 to 7c, including Akili Smith, Charles Fisher, Cory Hall, Craig Yeast, Nick Luchey, Kelly Gregg, Tony Coats, Scott Covington, Donald Broomfield.

*NOTE: The Bengals received two compensatory picks (Nos. 245 and 249).

2000 NFL DRAFT APRIL 15-16

Table with 4 columns: RD., PLAYER, POS., COLLEGE, SEL. #. Lists draft picks from 1 to 7, including Peter Warrick, Mark Roman, Ron Dugans, Curtis Keaton, Robert Bean, Neil Rackers, Brad St. Louis.

2001 NFL DRAFT APRIL 21-22

Table with 4 columns: RD., PLAYER, POS., COLLEGE, SEL. #. Lists draft picks from 1 to 7, including Justin Smith, Chad Johnson, Sean Brewer, Rudi Johnson, Victor Leyva, Riall Johnson, T.J. Houshmandzadeh.

2002 NFL DRAFT APRIL 20-21

Table with 4 columns: RD., PLAYER, POS., COLLEGE, SEL. #. Lists draft picks from 1 to 7, including Levi Jones, Lamont Thompson, Matt Schobel, Travis Dorsch, Marquand Manuel, Joey Evans.

2003 NFL DRAFT APRIL 26-27

Table with 4 columns: RD., PLAYER, POS., COLLEGE, SEL. #. Lists draft picks for the 2003 NFL Draft, including Carson Palmer, Eric Steinbach, and Khalid Abdullah.

*NOTE: The Bengals received one compensatory pick (No. 259).

2004 NFL DRAFT APRIL 24-25

Table with 4 columns: RD., PLAYER, POS., COLLEGE, SEL. #. Lists draft picks for the 2004 NFL Draft, including Chris Perry, Keiwan Ratliff, and Stacy Andrews.

*NOTE: The Bengals received one compensatory pick (No. 96).

2005 NFL DRAFT APRIL 23-24

Table with 4 columns: RD., PLAYER, POS., COLLEGE, SEL. #. Lists draft picks for the 2005 NFL Draft, including David Pollack, Odell Thurman, and Chris Henry.

2006 NFL DRAFT APRIL 29-30

Table with 4 columns: RD., PLAYER, POS., COLLEGE, SEL. #. Lists draft picks for the 2006 NFL Draft, including Johnathan Joseph, Andrew Whitworth, and Reggie McNeal.

*NOTE: The Bengals received the No. 209 overall pick from Houston as compensation for the Texans signing restricted free agent WR Kevin Walter (Bengals did not exercise right of first refusal for Texans offer sheet signed on 3-18-06). The Bengals selected LB Ahmad Brooks in the third round of the 2006 NFL Supplemental Draft, thus surrendering their '07 third-round pick in the common draft.

2007 NFL DRAFT APRIL 28-29

Table with 4 columns: RD., PLAYER, POS., COLLEGE, SEL. #. Lists draft picks for the 2007 NFL Draft, including Leon Hall, Kenny Irons, and Marvin White.

*NOTE: The Bengals received one compensatory pick (No. 253).

2008 NFL DRAFT APRIL 26-27

Table with 4 columns: RD., PLAYER, POS., COLLEGE, SEL. #. Lists draft picks for the 2008 NFL Draft, including Keith Rivers, Jerome Simpson, and Pat Sims.

*NOTE: The Bengals received four compensatory picks (Nos. 97, 207, 244 and 246).

2009 NFL DRAFT APRIL 25-26

Table with 4 columns: RD., PLAYER, POS., COLLEGE, SEL. #. Lists draft picks for the 2009 NFL Draft, including Andre Smith, Rey Maulaluga, and Michael Johnson.

*NOTE: The Bengals received four compensatory picks (Nos. 98, 209, 249 and 252).

2010 NFL DRAFT APRIL 22-24

Table with 4 columns: RD., PLAYER, POS., COLLEGE, SEL. #. Lists draft picks for the 2010 NFL Draft, including Jermaine Gresham, Carlos Dunlap, and Jordan Shipley.

*NOTE: The Bengals received two compensatory picks (Nos. 96 and 131).

2011 NFL DRAFT APRIL 28-30

Table with 4 columns: RD., PLAYER, POS., COLLEGE, SEL. #. Lists draft picks for the 2011 NFL Draft, including A.J. Green, Andy Dalton, and Dontay Moch.

*NOTE: The Bengals received one compensatory pick (No. 246).

2012 NFL DRAFT APRIL 26-28

Table with 4 columns: RD., PLAYER, POS., COLLEGE, SEL. #. Lists draft picks for the 2012 NFL Draft, including Dre Kirkpatrick, Devon Still, and Mohamed Sanu.

2013 NFL DRAFT APRIL 25-27

Table with 4 columns: RD., PLAYER, POS., COLLEGE, SEL. #. Lists draft picks for the 2013 NFL Draft, including Tyler Eifert, Giovani Bernard, and Matus Hunt.

*NOTE: The Bengals received two compensatory picks (Nos. 240 and 251).

2014 NFL DRAFT MAY 8-10

Table with 4 columns: RD., PLAYER, POS., COLLEGE, SEL. #. Lists draft picks for the 2014 NFL Draft, including Darqueze Dennard, Jeremy Hill, and Will Clarke.

*NOTE: The Bengals received two compensatory picks (Nos. 212 and 252).

2015 NFL DRAFT APRIL 30-MAY 2

Table with 4 columns: RD., PLAYER, POS., COLLEGE, SEL. #. Lists draft picks for the 2015 NFL Draft, including Cedric Ogbuehi, Jake Fisher, and Tyler Kroft.

*NOTE: The Bengals received two compensatory picks (Nos. 99 and 135).

2016 NFL DRAFT APRIL 28-30

Table with 4 columns: RD., PLAYER, POS., COLLEGE, SEL. #. Lists draft picks for the 2016 NFL Draft, including William Jackson III, Tyler Boyd, and Nick Vigil.

2017 NFL DRAFT APRIL 27-29

Table with 4 columns: RD., PLAYER, POS., COLLEGE, SEL. #. Lists draft picks for the 2017 NFL Draft, including John Ross III, Jordan Willis, and Carl Lawson.

*NOTE: The Bengals received four compensatory picks (Nos. 138, 176, 217 and 251).

2018 NFL DRAFT APRIL 26-28

Table with 4 columns: RD., PLAYER, POS., COLLEGE, SEL. #. Lists draft picks for the 2018 NFL Draft, including Billy Price, Jessie Bates III, and Sam Hubbard.

*NOTE: The Bengals received four compensatory picks (Nos. 100, 170, 252 and 253).

2019 NFL DRAFT APRIL 25-27

Table with 4 columns: RD., PLAYER, POS., COLLEGE, SEL. #. Lists draft picks for the 2019 NFL Draft, including Jonah Williams, Drew Sample, and Germaine Pratt.

*NOTE: The Bengals received three compensatory picks (Nos. 210, 211 and 213).

(Player history — drafts, continued)

2020 NFL DRAFT APRIL 23-25

RD.	PLAYER	POS.	COLLEGE	SEL. #
1	Joe Burrow	QB	Louisiana State	1
2	Tee Higgins	WR	Clemson	33
3	Logan Wilson	LB	Wyoming	65
4	Akeem Davis-Gaither	LB	Appalachian State	107
5	Khalid Kareem	DE	Notre Dame	147
6	Hakeem Adeniji	OT/G	Kansas	180
7	Markus Bailey	LB	Purdue	215

2021 NFL DRAFT APRIL 29-MAY 1

RD.	PLAYER	POS.	COLLEGE	SEL. #
1	Ja'Marr Chase	WR	Louisiana State	5
2	(sent to New England in trade on 4-30-21)			38
2	Jackson Carman	G	Clemson	46
	(acquired from New England in trade on 4-30-21)			
3	Joseph Ossai	DE	Texas	69
4a	Cam Sample	DE	Tulane	111
4b	Tyler Shelvin	DT	Louisiana State	122
	(acquired from New England in trade on 4-30-21)			
4c	D'Ante Smith	OT	East Carolina	139
	(acquired from New England in trade on 4-30-21)			
5	Evan McPherson	K	Florida	149
6a	Trey Hill	C/G	Georgia	190
6b	Chris Evans	HB	Michigan	202
	(acquired from Houston in trade on 3-19-21)			
7	(sent to Houston in trade on 3-19-21)			233
7	Wyatt Hubert	DE	Kansas State	235
	(acquired from Seattle in trade on 10-28-20)			

2022 NFL DRAFT APRIL 28-30

RD.	PLAYER	POS.	COLLEGE	SEL. #
1	Dax Hill	S	Michigan	31
2	Cam Taylor-Britt	CB	Nebraska	60
	(acquired from Buffalo in trade on 4-29-22)			
2	(sent to Buffalo in trade on 4-29-22)			63
3	Zach Carter	DT	Florida	95
4	Cordell Volson	G/OT	North Dakota State	136
5	Tycen Anderson	S	Toledo	166
	(acquired from Chicago in trade on 4-30-22)			
5	(sent to Chicago in trade on 4-30-22)			174
6	(sent to Buffalo in trade on 4-29-22)			209
7	(sent to Chicago in trade on 4-30-22)			226
	(acquired from N.Y. Giants in trade on 8-30-21)			
7	Jeffrey Gunter	DE	Coastal Carolina	252

2023 NFL DRAFT APRIL 27-29

RD.	PLAYER	POS.	COLLEGE	SEL. #
1	Myles Murphy	DE	Clemson	28
2	DJ Turner II	CB	Michigan	60
3	(sent to Kansas City in trade on 4-28-23)			92
3	Jordan Battle	S	Alabama	95
	(acquired from Kansas City in trade on 4-28-23)			
4	Charlie Jones	WR	Purdue	131
5	Chase Brown	HB	Illinois	163
6a	Andrei Iosivas	WR	Princeton	206
6b	Brad Robbins	P	Michigan	217
	(acquired from Kansas City in trade on 4-28-23)			
7	DJ Ivey	CB	Miami (Fla.)	246

2024 NFL DRAFT APRIL 25-27

RD.	PLAYER	POS.	COLLEGE	SEL. #
1	Amarius Mims	OT	Georgia	18
2	Kris Jenkins	DT	Michigan	49
3a	Jermaine Burton	WR	Alabama	80
3b	McKinnley Jackson	DT	Texas A&M	*97
4	Erick All	TE	Iowa	115
5	Josh Newton	CB	Texas Christian	149
6a	Tanner McLachlan	TE	Arizona	194
6b	Cedric Johnson	DE	Mississippi	*214
7a	Dajahn Anthony	S	Mississippi	224
	(acquired from Houston in trade on 3-13-24)			
7b	Matt Lee	C	Miami	237

*NOTE: The Bengals received two compensatory picks (Nos. 97 and 214).

1969 STATISTICS

RECORD: 4-9-1

HEAD COACH: PAUL BROWN

DATE	W-L	SCORE	OPPONENT	ATTENDANCE
9-14-69	W	27-21	MIAMI	25,335
9-21-69	W	34-20	SAN DIEGO	26,243
9-28-69	W	24-19	KANSAS CITY	27,812
10-4-69	L	14-21	at San Diego	52,748
10-12-69	L	7-21	N.Y. JETS	27,927
10-19-69	L	23-30	DENVER	27,920
10-26-69	L	22-42	at Kansas City	50,934
11-2-69	W	31-17	OAKLAND	27,927
11-9-69	T	31-31	at Houston	45,298
11-16-69	L	14-25	BOSTON	25,913
11-23-69	L	7-40	at N.Y. Jets	62,128
11-30-69	L	13-16	at Buffalo	35,122
12-7-69	L	17-37	at Oakland	54,427
12-14-69	L	16-27	at Denver	42,198

TEAM STATISTICS	BENGALS	OPPONENTS
TOTAL FIRST DOWNS	172	278
Rushing	66	135
Passing	95	130
Penalty	11	13
3rd Down: Made-Att	—	—
3rd Down Pct.	—	—
4th Down: Made-Att	—	—
4th Down Pct.	—	—
POSSESSION AVG.	(*NA)	(*NA)
TOTAL NET YARDS	3868	5337
Avg. Per Game	276.3	381.2
Total Plays	728	935
Avg. Per Play	5.3	5.7
NET YARDS RUSHING	1523	2651
Avg. Per Game	108.8	189.4
Total Rushes	363	523
NET YARDS PASSING	2345	2686
Avg. Per Game	167.5	191.9
Sacked-Yards Lost	57-375	16-180
Gross Yards	2720	2866
Att.-Completions	308-163	396-205
Completion Pct.	52.9	51.8
Had Intercepted	15	21
PUNTS-AVG.	85-38.8	55-41.4
Net Punting Avg.	—	—
PENALTIES-YARDS	50-556	72-824
FUMBLES-BALLS LOST	30-25	19-16
TOUCHDOWNS	33	42
Rushing	10	13
Passing	22	24
Returns	1	5

SCORE BY PERIODS	1	2	3	4	OT	PTS
BENGALS	48	92	72	68	(*NA)	280
OPPONENTS	78	130	68	91	(*NA)	367

SCORING	TD	TD-R	TD-P	TD-Rt	K-PAT	FG	S	PTS
Horst Muhlmann	0	0	0	0	32-33	16-24	0	80
Bob Trumpy	9	0	9	0	—	—	0	54
Eric Crabtree	7	0	7	0	—	—	0	42
Paul Robinson	4	4	0	0	—	—	0	24
Speedy Thomas	4	1	3	0	—	—	0	24
Jess Phillips	3	3	0	0	—	—	0	18
Chip Myers	2	0	2	0	—	—	0	12
Greg Cook	1	1	0	0	—	—	0	6
Bruce Coslet	1	0	1	0	—	—	0	6
Harry Gunner	1	0	0	1	—	—	0	6
Sam Wyche	1	1	0	0	—	—	0	6
(team)	—	—	—	—	—	—	1	2
BENGALS	33	10	22	1	32-33	16-24	1	280
OPPONENTS	42	13	24	5	41-42	24-46	1	367

Two-point conversions: None. BENGALS 0-0, OPPONENTS 0-0.

RUSHING	ATT	YDS	AVG	LG	TD
Jess Phillips	118	578	4.9	83	3
Paul Robinson	160	489	3.1	24	4
Greg Cook	25	148	5.9	30	1
Sam Wyche	12	107	8.9	22	1
Clem Turner	23	105	4.6	34	0
Essex Johnson	15	54	3.6	13	0
Dale Livingston	1	18	18.0	18	0
Speedy Thomas	4	16	4.0	16t	1
Ron Lamb	5	8	1.6	7	0
BENGALS	363	1523	4.2	83	10
OPPONENTS	523	2651	5.1	80t	13

RECEIVING	REC	YDS	AVG	LG	TD
Eric Crabtree	40	855	21.4	73t	7
Bob Trumpy	37	835	22.6	80t	9
Speedy Thomas	33	481	14.6	62	3
Paul Robinson	20	104	5.2	25	0
Jess Phillips	13	128	9.8	31	0
Chip Myers	10	205	20.5	50	2
Clem Turner	5	14	2.8	8	0
Ken Riley	2	15	7.5	17	0
Tommie Smith	1	41	41.0	41	0
Bruce Coslet	1	39	39.0	39t	1
Essex Johnson	1	3	3.0	3	0
BENGALS	163	2720	16.7	80t	22
OPPONENTS	205	2866	14.0	71	24

INTERCEPTIONS	NO	YDS	AVG	LG	TD
Fletcher Smith	4	67	16.8	29	0
Bobby Hunt	4	66	16.5	27	0
Ken Riley	4	66	16.5	66	0
Bill Peterson	4	23	5.8	17	0
Bill Bergey	2	62	31.0	58	0
Harry Gunner	1	70	70.0	70t	1
Al Beauchamp	1	8	8.0	8	0
John Guillory	1	0	0.0	0	0
BENGALS	21	362	17.2	70t	1
OPPONENTS	15	239	16.0	53	0

PUNTING	NO	YDS	AVG	NET	TB	IN-20	LG	BLK
Dale Livingston	70	2769	39.6	—	5	—	55	1
Terry Swanson	12	459	38.3	—	1	—	55	0
Horst Muhlmann	2	38	19.0	—	0	—	38	1
Ron Lamb	1	29	29.0	—	0	—	29	0
BENGALS	85	3295	38.8	—	6	—	55	2
OPPONENTS	55	2275	41.4	—	—	—	57	—

PUNT RETURNS	NO	FC	YDS	AVG	LG	TD
Essex Johnson	17	6	85	5.0	17	0
Speedy Thomas	4	3	15	3.8	12	0
Al Coleman	1	0	0	0.0	0	0
John Guillory	1	0	0	0.0	0	0
Charlie King	0	0	*35	—	35	0
Jack Gehrke	0	1	0	—	0	0
BENGALS	23	10	135	5.9	35	0
OPPONENTS	39	—	297	7.6	—	0

KICKOFF RETURNS	NO	YDS	AVG	LG	TD
Essex Johnson	16	362	22.6	51	0
Ken Riley	14	334	23.9	40	0
John Guillory	8	170	21.3	28	0
Paul Robinson	5	168	33.6	74	0
Ron Lamb	5	64	12.8	19	0
Jess Phillips	3	52	17.3	29	0
Clem Turner	3	15	5.0	13	0
Harry Gunner	1	0	0.0	0	0
BENGALS	55	1165	21.2	74	0
OPPONENTS	39	1065	27.3	105t	1

FIELD GOALS	1-19	20-29	30-39	40-49	50+
Horst Muhlmann	6-6	5-5	3-4	1-3	1-6
BENGALS	6-6	5-5	3-4	1-3	1-6

Horst Muhlmann: (21G, 21G), (17G, 59B, 50N, 23G), (38G), (50B), (51N, 47N), (10G), (35G, 27G), (16G, 37N), (18G), (55N), (—), (16G, 45N, 26G), (50G), (30G, 14G, 43G).

PASSING	ATT	CMP	YDS	CMP%	YDS/ATT	TD	TD%	INT	INT%	LG	SKD-YDS	RAT
Greg Cook	197	106	1854	53.8	9.41	15	7.6	11	5.6	78t	29-195	88.3
Sam Wyche	108	54	838	50.0	7.76	7	6.5	4	3.7	80t	28-180	82.3
Dale Livingston	2	2	15	100.0	7.50	0	0.0	0	0.0	17	0-0	97.9
Jack Gehrke	1	1	13	100.0	13.00	0	0.0	0	0.0	13	0-0	118.8
BENGALS	308	163	2720	52.9	8.83	22	7.1	15	4.9	80t	57-375	86.5
OPPONENTS	396	205	2866	51.8	7.24	24	6.1	21	5.3	71	16-180	73.5

USUAL STARTERS

OFFENSE		DEFENSE	
WR	Eric Crabtree	LDE	Royce Berry
LOT	Ernie Wright	LDT	Andy Rice
LG	Ernie Park	RDT	Bill Staley
C	Bob Johnson	RDE	Steve Chomyszak
RG	Pat Matson,	LLB	Al Beauchamp
	Guy Dennis	MLB	Bill Bergey
ROT	Howard Fest	RLB	Bill Peterson
TE	Bob Trumpy	LCB	Fletcher Smith
WR	Speedy Thomas	RCB	Ken Riley
QB	Greg Cook	LS	Al Coleman
RB	Paul Robinson	RS	Bobby Hunt
RB	Jess Phillips		

DEFENSE	ST	AT	TT	SKS-YDS	INT-YDS	PD	FF	FR-YDS
(NA)**	—	—	—	—	—	—	—	—

* NOTE: Time of possession was not recorded until 1977.
 ** NOTE: Overtime was not employed for regular-season games in the AFL.
 *** NOTE: Regular-season defensive statistics were not kept regularly until 1976.

1970 STATISTICS

RECORD: 8-6-0

HEAD COACH: PAUL BROWN

(BENGALS WON AFC CENTRAL DIVISION; SEE POSTSEASON PORTION OF TEAM HISTORY SECTION FOR POSTSEASON STATS)

DATE	W-L	SCORE	OPPONENT	ATTENDANCE
9-20-70	W	31-21	OAKLAND	56,616
9-27-70	L	3-38	at Detroit	58,202
10-4-70	L	13-20	HOUSTON	55,094
10-11-70	L	27-30	at Cleveland	83,520
10-18-70	L	19-27	KANSAS CITY	57,265
10-25-70	L	0-20	at Washington	50,415
11-2-70	L	10-21	at Pittsburgh	38,968
11-8-70	W	43-14	at Buffalo	43,587
11-15-70	W	14-10	CLEVELAND	60,007
11-22-70	W	34-7	PITTSBURGH	59,276
11-29-70	W	26-6	NEW ORLEANS	59,342
12-6-70	W	17-14	at San Diego	41,461
12-13-70	W	30-20	at Houston	34,435
12-20-70	W	45-7	BOSTON	60,157

TEAM STATISTICS	BENGALS	OPPONENTS
TOTAL FIRST DOWNS	210	236
Rushing	100	87
Passing	97	131
Penalty	13	18
3rd Down: Made-Att.	—	—
3rd Down Pct.	—	—
4th Down: Made-Att.	—	—
4th Down Pct.	—	—
POSSESSION AVG.	(*NA)	(*NA)
TOTAL NET YARDS	3927	4178
Avg. Per Game	280.5	298.4
Total Plays	831	874
Avg. Per Play	4.7	4.8
NET YARDS RUSHING	2057	1543
Avg. Per Game	146.9	110.2
Total Rushes	461	418
NET YARDS PASSING	1870	2635
Avg. Per Game	133.6	188.2
Sacked-Yards Lost	31-227	28-250
Gross Yards	2097	2885
Att.-Completions	339-172	428-209
Completion Pct.	50.7	48.8
Had Intercepted	11	23
PUNTS-AVG.	79-46.2	80-43.8
Net Punting Avg.	—	—
PENALTIES-YARDS	71-831	81-784
FUMBLES-BALLS LOST	22-12	28-16
TOUCHDOWNS	34	31
Rushing	16	11
Passing	12	18
Returns	6	2

SCORE BY PERIODS	1	2	3	4	OT	PTS
BENGALS	56	111	85	60	(*NA)	312
OPPONENTS	49	82	52	72	(*NA)	255

SCORING	TD	TD-R	TD-P	TD-Rt	PAT	FG	S	PTS
Horst Muhlmann	0	0	0	33-33	25-37	0	108	
Paul Robinson	7	6	1	0	—	—	0	42
Jess Phillips	5	4	1	0	—	—	0	30
Essex Johnson	4	2	2	0	—	—	0	24
Lemar Parrish	3	0	0	3	—	—	0	18
Royce Berry	2	0	0	2	—	—	0	12
Virgil Carter	2	2	0	0	—	—	0	12
Eric Crabtree	2	0	2	0	—	—	0	12
Speedy Thomas	2	0	2	0	—	—	0	12
Bob Trumphy	2	0	2	0	—	—	0	12
Sam Wyche	2	2	0	0	—	—	0	12
Al Beauchamp	1	0	0	1	—	—	0	6
Bruce Coslet	1	0	1	0	—	—	0	6
Chip Myers	1	0	1	0	—	—	0	6
BENGALS	34	16	12	6	33-34	25-37	0	312
OPPONENTS	31	11	18	2	31-31	12-24	1	255

Two-point conversions: (NA***).

PASSING	ATT	CMP	YDS	CMP%	YDS/ATT	TD	TD%	INT	INT%	LG	SKD-YDS	RAT
Virgil Carter	278	143	1647	51.4	5.92	9	3.2	9	3.2	56t	21-154	66.9
Sam Wyche	57	26	411	45.6	7.21	3	5.3	2	3.5	51t	10-73	73.1
Dave Lewis	4	3	39	75.0	9.75	0	0.0	0	0.0	18	0-0	105.2
BENGALS	339	172	2097	50.7	6.19	12	3.5	11	3.2	56t	31-227	68.4
OPPONENTS	428	209	2885	48.8	6.74	18	4.2	23	5.4	87t	28-250	62.5

RUSHING	ATT	YDS	AVG	LG	TD
Jess Phillips	163	648	4.0	76t	4
Paul Robinson	149	622	4.2	26t	6
Essex Johnson	65	273	4.2	26	2
Virgil Carter	34	246	7.2	73	2
Sam Wyche	19	118	6.2	23	2
Doug Dressler	18	77	4.3	17	0
Ron Lamb	6	35	5.8	16	0
Eric Crabtree	3	23	7.7	16	0
Dave Lewis	2	8	4.0	7	0
Speedy Thomas	2	7	3.5	13	0
BENGALS	461	2057	4.5	76t	16
OPPONENTS	418	1543	3.7	36	11

RECEIVING	REC	YDS	AVG	LG	TD
Chip Myers	32	542	16.9	56t	1
Jess Phillips	31	124	4.0	17	1
Bob Trumphy	29	480	16.6	53t	2
Speedy Thomas	21	257	12.2	27	2
Eric Crabtree	19	231	12.2	29	2
Paul Robinson	17	175	10.3	27	1
Essex Johnson	15	190	12.7	51t	2
Bruce Coslet	8	98	12.3	24	1
BENGALS	172	2097	12.2	56t	12
OPPONENTS	209	2885	13.8	87t	18

INTERCEPTIONS	NO	YDS	AVG	LG	TD
Lemar Parrish	5	28	5.6	19	0
Ken Riley	4	17	4.3	14	0
Ken Dyer	3	45	15.0	22	0
Bill Bergey	3	35	11.7	26	0
Kenny Graham	3	31	10.3	31	0
Fletcher Smith	3	17	5.7	17	0
Ken Avery	1	5	5.0	5	0
Al Beauchamp	1	2	2.0	2	0
BENGALS	23	180	7.8	31	0
OPPONENTS	11	150	13.6	37	0

PUNTING	NO	YDS	AVG	NET	TB	IN-20	LG	BLK
Dave Lewis	79	3651	46.2	—	9	—	63	0
BENGALS	79	3651	46.2	—	9	—	63	0
OPPONENTS	80	3505	43.8	—	—	—	61	—

PUNT RETURNS	NO	FC	YDS	AVG	LG	TD
Lemar Parrish	23	15	194	8.4	79t	1
Essex Johnson	7	1	72	10.3	36	0
Speedy Thomas	4	10	20	5.0	11	0
Kenny Graham	1	2	41	41.0	41	0
Paul Robinson	1	0	0	0.0	0	0
Fletcher Smith	1	0	0	0.0	0	0
BENGALS	37	28	327	8.8	79t	1
OPPONENTS	48	11	392	8.2	63t	2

KICKOFF RETURNS	NO	YDS	AVG	LG	TD
Lemar Parrish	16	482	30.1	95t	1
Paul Robinson	14	363	25.9	36	0
Essex Johnson	3	68	22.7	31	0
Doug Dressler	4	48	12.0	22	0
Ron Lamb	2	41	20.5	21	0
BENGALS	39	1002	25.7	95t	1
OPPONENTS	33	774	23.5	51	0

FIELD GOALS	1-19	20-29	30-39	40-49	50+
Horst Muhlmann	4-4	5-7	9-11	3-9	4-6
BENGALS	4-4	5-7	9-11	3-9	4-6

Horst Muhlmann: (43N, 38G, 51N), (35G), (51G, 36G, 23B), (23G, 39N, 50G), (35N, 42G, 22N, 47N, 50G), (52N), (43G, 47N), (36G, 43G, 22G, 30G, 13G), (—), (13G, 17G), (11G, 35G, 34G, 22G, 49N), (45N, 40B, 53G), (25G, 30G, 25G), (37G).

USUAL STARTERS

OFFENSE		DEFENSE	
WR	Eric Crabtree,	LDE	Royce Berry
	Chip Myers	LDT	Mike Reid
LOT	Ernie Wright	RDT	Steve Chomyszak
LG	Rufus Mayes	RDE	Ron Carpenter
C	Bob Johnson	LLB	Al Beauchamp
RG	Pat Matson	MLB	Bill Bergey
ROT	Mike Wilson	RLB	Ken Avery
TE	Bob Trumphy	LCB	Lemar Parrish
WR	Speedy Thomas	RCB	Ken Riley
QB	Virgil Carter	LS	Fletcher Smith
RB	Paul Robinson	RS	Ken Dyer,
RB	Jess Phillips		Al Coleman

DEFENSE	ST	AT	TT	SKS-YDS	INT-YDS	PD	FF	FR-YDS
(NA*)	—	—	—	—	—	—	—	—

* NOTE: Time of possession was not recorded until 1977.

** NOTE: Overtime was not employed for regular-season games in the NFL until 1974.

*** NOTE: The two-point conversion was not instituted in the NFL until 1994.

^ NOTE: Regular-season defensive statistics were not kept regularly until 1976.

1971 STATISTICS

RECORD: 4-10-0

HEAD COACH: PAUL BROWN

DATE	W-L	SCORE	OPPONENT	ATTENDANCE
9-19-71	W	37-14	PHILADELPHIA	55,880
9-26-71	L	10-21	at Pittsburgh	48,448
10-3-71	L	17-20	at Green Bay	56,263
10-10-71	L	13-23	MIAMI	60,099
10-17-71	L	24-27	CLEVELAND	60,284
10-24-71	L	27-31	at Oakland	54,699
10-31-71	L	6-10	at Houston	37,947
11-7-71	L	6-9	ATLANTA	59,604
11-14-71	W	24-10	at Denver	51,200
11-21-71	W	28-13	HOUSTON	59,390
11-28-71	W	31-0	SAN DIEGO	59,580
12-5-71	L	27-31	at Cleveland	82,705
12-12-71	L	13-21	PITTSBURGH	60,022
12-19-71	L	21-35	at N.Y. Jets	63,151

TEAM STATISTICS	BENGALS	OPPONENTS
TOTAL FIRST DOWNS	236	213
Rushing	109	93
Passing	115	102
Penalty	12	18
3rd Down: Made-Att	—	—
3rd Down Pct.	—	—
4th Down: Made-Att	—	—
4th Down Pct.	—	—
POSSESSION AVG.	(NA)	(NA)
TOTAL NET YARDS	4266	3906
Avg. Per Game	304.7	279.0
Total Plays	867	811
Avg. Per Play	4.9	4.8
NET YARDS RUSHING	2142	1778
Avg. Per Game	153.0	127.0
Total Rushes	462	446
NET YARDS PASSING	2124	2128
Avg. Per Game	151.7	152.0
Sacked-Yards Lost	40-303	30-254
Gross Yards	2427	2382
Att.-Completions	365-214	335-157
Completion Pct.	58.6	46.9
Had Intercepted	11	27
PUNTS-AVG.	73-44.7	73-40.9
Net Punting Avg.	—	—
PENALTIES-YARDS	82-921	72-722
FUMBLES-BALLS LOST	29-12	21-12
TOUCHDOWNS	32	32
Rushing	14	11
Passing	15	19
Returns	3	2

SCORE BY PERIODS	1	2	3	4	OT	PTS
BENGALS	58	64	91	71	(**NA)	284
OPPONENTS	44	71	48	102	(**NA)	265

SCORING	TD	TD-R	TD-P	TD-Rt	PAT	FG	S	PTS
Horst Muhlmann	0	0	0	0	31-31	20-36	0	91
Fred Willis	7	7	0	0	—	—	0	42
Essex Johnson	6	4	2	0	—	—	0	36
Bruce Coslet	4	0	4	0	—	—	0	24
Bob Trumpy	3	0	3	0	—	—	0	18
Eric Crabtree	2	0	2	0	—	—	0	12
Lemar Parrish	2	0	0	2	—	—	0	12
Speedy Thomas	2	0	2	0	—	—	0	12
Ken Anderson	1	1	0	0	—	—	0	6
Al Beauchamp	1	0	0	1	—	—	0	6
Doug Dressler	1	1	0	0	—	—	0	6
Chip Myers	1	0	1	0	—	—	0	6
Jess Phillips	1	0	1	0	—	—	0	6
Paul Robinson	1	1	0	0	—	—	0	6
Virgil Carter	0	0	0	0	^1	—	0	1
BENGALS	32	14	15	3	32-32	20-36	0	284
OPPONENTS	32	11	19	2	31-32	14-22	0	265

[^]PAT scored on a run.

Two-point conversions: (NA**).

PASSING	ATT	CMP	YDS	CMP%	YDS/ATT	TD	TD%	INT	INT%	LG	SKD-YDS	RAT
Virgil Carter	222	138	1624	62.2	7.32	10	4.5	7	3.2	90t	13-122	86.2
Ken Anderson	131	72	777	55.0	5.93	5	3.8	4	3.1	44	23-159	72.6
Dave Lewis	10	3	18	30.0	1.80	0	0.0	0	0.0	13	4-22	39.6
Fred Willis	2	1	8	50.0	4.00	0	0.0	0	0.0	8	0-0	60.4
BENGALS	365	214	2427	58.6	6.65	15	4.1	11	3.0	90t	40-303	79.8
OPPONENTS	335	157	2382	46.9	7.11	19	5.7	27	8.1	74t	30-254	56.1

RUSHING	ATT	YDS	AVG	LG	TD
Fred Willis	135	590	4.4	36	7
Essex Johnson	85	522	6.1	86t	4
Jess Phillips	94	420	4.5	31	0
Paul Robinson	49	213	4.3	17	1
Doug Dressler	54	204	3.8	13	1
Ken Anderson	22	125	5.7	16	1
Virgil Carter	8	42	5.3	19	0
Ron Lamb	5	13	2.6	7	0
Sandy Durko	1	7	7.0	7	0
Dave Lewis	6	6	1.0	9	0
Eric Crabtree	1	1	1.0	1	0
Speedy Thomas	2	-1	-0.5	0	0
BENGALS	462	2142	4.6	86t	14
OPPONENTS	446	1778	4.0	63t	11

RECEIVING	REC	YDS	AVG	LG	TD
Bob Trumpy	40	531	13.3	44	3
Chip Myers	27	286	10.6	20	1
Fred Willis	24	223	9.3	29	0
Speedy Thomas	22	327	14.9	90t	2
Jess Phillips	22	125	5.7	19	1
Bruce Coslet	21	356	17.0	71t	4
Doug Dressler	19	145	7.6	26	0
Essex Johnson	14	258	18.4	67t	2
Eric Crabtree	14	102	7.3	22	2
Paul Robinson	8	47	5.9	16	0
Ed Marshall	2	18	9.0	10	0
Mike Kelly	1	9	9.0	9	0
BENGALS	214	2427	11.3	90t	15
OPPONENTS	157	2382	15.2	74t	19

INTERCEPTIONS	NO	YDS	AVG	LG	TD
Lemar Parrish	7	105	15.0	65t	1
Al Beauchamp	6	53	8.8	18t	1
Ken Riley	5	22	4.4	21	0
Sandy Durko	4	46	11.5	25	0
Bill Bergey	1	16	16.0	16	0
Bill Peterson	1	16	16.0	16	0
Al Coleman	1	15	15.0	15	0
Neal Craig	1	0	0.0	0	0
Fletcher Smith	1	0	0.0	0	0
BENGALS	27	273	10.1	65t	2
OPPONENTS	11	219	19.9	48t	1

PUNTING	NO	YDS	AVG	NET	TB	IN-20	LG	BLK
Dave Lewis	72	3229	44.8	—	8	—	56	0
Doug Dressler	1	34	34.0	—	0	—	34	0
BENGALS	73	3263	44.7	—	8	—	56	0
OPPONENTS	73	2988	40.9	—	—	—	—	—

PUNT RETURNS	NO	FC	YDS	AVG	LG	TD
Lemar Parrish	12	9	93	7.8	47	0
Sandy Durko	6	11	14	2.3	7	0
Speedy Thomas	4	4	10	2.5	7	0
Essex Johnson	3	5	28	9.3	14	0
BENGALS	25	29	145	5.8	47	0
OPPONENTS	41	—	304	7.4	—	1

KICKOFF RETURNS	NO	YDS	AVG	LG	TD
Paul Robinson	18	335	18.6	37	0
Lemar Parrish	13	296	22.8	30	0
Fred Willis	4	81	20.3	32	0
Jess Phillips	2	49	24.5	31	0
Ron Lamb	2	42	21.0	25	0
Essex Johnson	2	40	20.0	21	0
Doug Dressler	1	20	20.0	20	0
Mike Kelly	1	0	0.0	0	0
BENGALS	43	863	20.1	37	0
OPPONENTS	39	1024	26.3	—	0

FIELD GOALS	1-19	20-29	30-39	40-49	50+
Horst Muhlmann	6-6	5-8	4-9	4-10	1-3
BENGALS	6-6	5-8	4-9	4-10	1-3

Horst Muhlmann: (26G, 34N, 36G, 35G), (45N, 33G, 51N), (26G), (16G, 27N, 9G), (12G), (11G, 37B, 36G), (45G, 46G, 27N, 32N), (30N, 51G, 24G), (14G, 48N), (—), (40G, 35N, 43N), (52N, 46G, 24G), (27N, 18G, 22G), (43N, 49N, 44N).

USUAL STARTERS			
OFFENSE		DEFENSE	
WR	Eric Crabtree,	LDE	Royce Berry
	Chip Myers	LDT	Mike Reid
LOT	Ernie Wright,	RDT	Steve Chomyszak
	Rufus Mayes	RDE	Ron Carpenter
LG	Howard Fest	LLB	Al Beauchamp
C	Bob Johnson	MLB	Bill Bergey
RG	Pat Matson	RLB	Ken Avery
ROT	Vernon Holland	LCB	Lemar Parrish
TE	Bob Trumpy,	RCB	Ken Riley
	Bruce Coslet	LS	Fletcher Smith,
WR	Speedy Thomas,		Neal Craig
	Bob Trumpy	RS	Sandy Durko
QB	Virgil Carter		
RB	Paul Robinson		
RB	Jess Phillips		

DEFENSE	ST	AT	TT	SKS-YDS	INT-YDS	PD	FF	FR-YDS
(NA**)	—	—	—	—	—	—	—	—

* NOTE: Time of possession was not recorded until 1977.

** NOTE: Overtime was not employed for regular-season games in the NFL until 1974.

*** NOTE: The two-point conversion was not instituted in the NFL until 1994.

^^ NOTE: Regular-season defensive statistics were not kept regularly until 1976.

1972 STATISTICS

RECORD: 8-6-0

HEAD COACH: PAUL BROWN

DATE	W-L	SCORE	OPPONENT	ATTENDANCE
9-17-72	W	31-7	at New England	60,999
9-24-72	W	15-10	PITTSBURGH	54,292
10-1-72	L	6-27	at Cleveland	81,564
10-8-72	W	21-10	DENVER	55,812
10-15-72	W	23-16	at Kansas City	79,068
10-22-72	L	12-15	at Los Angeles	73,385
10-29-72	W	30-7	HOUSTON	59,409
11-5-72	L	17-40	at Pittsburgh	50,350
11-12-72	L	14-20	OAKLAND	59,485
11-19-72	L	19-20	BALTIMORE	49,512
11-26-72	W	13-3	at Chicago	55,701
12-3-72	W	13-10	N.Y. GIANTS	59,523
12-9-72	L	24-27	CLEVELAND	59,524
12-17-72	W	61-17	at Houston	32,482

TEAM STATISTICS	BENGALS	OPPONENTS
TOTAL FIRST DOWNS	255	207
Rushing	112	98
Passing	122	92
Penalty	21	17
3rd Down: Made-Att	—	—
3rd Down Pct.	—	—
4th Down: Made-Att	—	—
4th Down Pct.	—	—
POSSESSION AVG.	(NA)	(NA)
TOTAL NET YARDS	4317	3552
Avg. Per Game	308.4	253.7
Total Plays	899	794
Avg. Per Play	4.8	4.5
NET YARDS RUSHING	1996	1815
Avg. Per Game	142.6	129.6
Total Rushes	491	406
NET YARDS PASSING	2321	1737
Avg. Per Game	165.8	124.1
Sacked-Yards Lost	24-192	38-296
Gross Yards	2513	2033
Att.-Completions	384-219	350-167
Completion Pct.	57.0	47.7
Had Intercepted	11	20
PUNTS-AVG.	66-42.1	84-42.4
Net Punting Avg.	—	—
PENALTIES-YARDS	76-738	69-581
FUMBLES-BALLS LOST	28-18	30-9
TOUCHDOWNS	31	24
Rushing	16	11
Passing	10	11
Returns	5	2

SCORE BY PERIODS	1	2	3	4	OT	PTS
BENGALS	36	62	99	102	(**NA)	299
OPPONENTS	37	79	42	71	(**NA)	229

SCORING	TD	TD-R	TD-P	TD-R	PAT	FG	S	PTS
Horst Muhlmann	0	0	0	0	30-31	27-40	0	111
Doug Dressler	7	6	1	0	—	—	0	42
Essex Johnson	6	4	2	0	—	—	0	36
Ken Anderson	3	3	0	0	—	—	0	18
Chip Myers	3	0	3	0	—	—	0	18
Lemar Parrish	3	0	0	3	—	—	0	18
Virgil Carter	2	2	0	0	—	—	0	12
Bob Trumpy	2	0	2	0	—	—	0	12
Tommy Casanova	1	0	0	1	—	—	0	6
Bruce Coslet	1	0	1	0	—	—	0	6
Neal Craig	1	0	0	1	—	—	0	6
Jess Phillips	1	1	0	0	—	—	0	6
Speedy Thomas	1	0	1	0	—	—	0	6
Sherman White	0	0	0	0	—	—	1	2
BENGALS	31	16	10	5	30-31	27-40	1	299
OPPONENTS	24	11	11	2	23-24	20-29	1	229

Two-point conversions: (NA***)

PASSING	ATT	CMP	YDS	CMP%	YDS/ATT	TD	TD%	INT	INT%	LG	SKD-YDS	RAT
Ken Anderson	301	171	1918	56.8	6.37	7	2.3	7	2.3	65t	18-155	74.0
Virgil Carter	82	47	579	57.3	7.06	3	3.7	4	4.9	36	6-37	71.1
Fred Willis	1	1	16	100.0	16.00	0	0.0	0	0.0	16	0-0	118.8
BENGALS	384	219	2513	57.0	6.54	10	2.6	11	2.9	65t	24-192	73.6
OPPONENTS	350	167	2033	47.7	5.81	11	3.1	20	5.7	68	38-296	52.7

RUSHING	ATT	YDS	AVG	LG	TD
Essex Johnson	212	825	3.9	19	4
Doug Dressler	128	565	4.4	43t	6
Jess Phillips	48	207	4.3	20	1
Fred Willis	42	127	3.0	12	0
Ken Anderson	22	94	4.3	18	3
Paul Robinson	21	94	4.5	15	0
Virgil Carter	12	57	4.8	14	2
Dave Lewis	1	15	15.0	15	0
Steve Conley	3	8	2.7	5	0
Charlie Joiner	1	2	2.0	2	0
Reece Morrison	1	2	2.0	2	0
BENGALS	491	1996	4.1	43t	16
OPPONENTS	406	1815	4.5	41	11

RECEIVING	REC	YDS	AVG	LG	TD
Chip Myers	57	792	13.9	42	3
Bob Trumpy	44	500	11.4	38	2
Doug Dressler	39	348	8.9	33	1
Essex Johnson	29	420	14.5	65t	2
Speedy Thomas	17	171	10.1	18	1
Jess Phillips	10	50	5.0	15	0
Fred Willis	9	46	5.1	10	0
Charlie Joiner	8	133	16.6	25	0
Bruce Coslet	5	48	9.6	17	1
Drew Bue	1	5	5.0	5	0
BENGALS	219	2513	11.5	65t	10
OPPONENTS	167	2033	12.2	68t	11

INTERCEPTIONS	NO	YDS	AVG	LG	TD
Tommy Casanova	5	108	21.6	33	0
Lemar Parrish	5	90	18.0	33t	2
Doug Adams	3	44	14.7	19	0
Ken Riley	3	0	0.0	0	0
Neal Craig	2	76	38.0	63t	1
Al Beauchamp	1	8	8.0	8	0
Bernard Jackson	1	0	0.0	0	0
BENGALS	20	326	16.3	63t	3
OPPONENTS	11	70	6.4	28	0

PUNTING	NO	YDS	AVG	NET	TB	IN-20	LG	BLK
Dave Lewis	66	2777	42.1	—	6	—	60	0
BENGALS	66	2777	42.1	—	6	—	60	0
OPPONENTS	84	3559	42.4	—	—	—	62	0

PUNT RETURNS	NO	FC	YDS	AVG	LG	TD
Tommy Casanova	30	19	289	9.6	66t	1
Lemar Parrish	15	2	141	9.4	51t	1
Essex Johnson	2	0	7	3.5	7	0
BENGALS	47	21	437	9.3	66t	2
OPPONENTS	26	16	152	5.8	54	0

KICKOFF RETURNS	NO	YDS	AVG	LG	TD
Bernard Jackson	21	509	24.2	62	0
Lemar Parrish	15	348	23.2	45	0
Charlie Joiner	5	88	17.6	25	0
Tommy Casanova	1	34	34.0	34	0
Dave Lewis	1	15	15.0	15	0
Essex Johnson	1	13	13.0	13	0
Guy Dennis	1	11	11.0	11	0
Mike Kelly	1	0	0.0	0	0
BENGALS	46	1018	22.1	62	0
OPPONENTS	44	984	22.4	34	0

FIELD GOALS	1-19	20-29	30-39	40-49	50+
Horst Muhlmann	6-7	6-10	9-12	5-8	1-3
BENGALS	6-7	6-10	9-12	5-8	1-3

Horst Muhlmann: (51B, 38G), (32G, 20G, 32G, 34G, 41G), (14G, 26G, 28N, 30N), (49N), (46G, 16G, 12G), (25G, 26N, 21N, 17N), (10G, 42G, 33G), (37G), (21B, 35B), (25G, 40G), (39G, 14G, 39N), (50N, 27G, 40N, 47N, 18G), (31G), (51G, 46G, 24G, 32G).

USUAL STARTERS

OFFENSE		DEFENSE	
WR	Speedy Thomas	LDE	Royce Berry
LOT	Stan Walters	LDT	Mike Reid
LG	Howard Fest	RDT	Steve Chomyszak
C	Bob Johnson	RDE	Sherman White
RG	Pat Matson	LLB	Al Beauchamp
ROT	Vernon Holland	MLB	Bill Bergey
TE	Bob Trumpy	RLB	Ken Avery
WR	Chip Myers	LCB	Lemar Parrish
QB	Ken Anderson	RCB	Ken Riley
RB	Essex Johnson	LS	Neal Craig
RB	Doug Dressler	RS	Tommy Casanova

DEFENSE	ST	AT	TT	SKS-YDS	INT-YDS	PD	FF	FR-YDS
(NA*)	—	—	—	—	—	—	—	—

* NOTE: Time of possession was not recorded until 1977.

** NOTE: Overtime was not employed for regular-season games in the NFL until 1974.

*** NOTE: The two-point conversion was not instituted in the NFL until 1994.

^ NOTE: Regular-season defensive statistics were not kept regularly until 1976.

1973 STATISTICS

RECORD: 10-4-0

HEAD COACH: PAUL BROWN

(BENGALS WON AFC CENTRAL DIVISION; SEE POSTSEASON PORTION OF TEAM HISTORY SECTION FOR POSTSEASON STATS)

DATE	W-L	SCORE	OPPONENT	ATTENDANCE
9-16-73	L	10-28	at Denver	49,059
9-23-73	W	24-10	HOUSTON	51,823
9-30-73	W	20-13	at San Diego	46,733
10-7-73	L	10-17	at Cleveland	70,805
10-14-73	W	19-7	PITTSBURGH	55,819
10-21-73	W	14-6	KANSAS CITY	56,397
10-28-73	L	13-20	at Pittsburgh	45,761
11-4-73	L	10-38	at Dallas	54,944
11-11-73	W	16-13	at Buffalo	76,927
11-18-73	W	20-14	N.Y. JETS	55,745
11-25-73	W	42-24	ST. LOUIS	50,918
12-2-73	W	27-0	MINNESOTA	57,859
12-9-73	W	34-17	CLEVELAND	58,266
12-16-73	W	27-24	at Houston	21,955

TEAM STATISTICS	BENGALS	OPPONENTS
TOTAL FIRST DOWNS	252	219
Rushing	124	109
Passing	108	97
Penalty	20	13
3rd Down: Made-Att.	—	—
3rd Down Pct.	—	—
4th Down: Made-Att.	—	—
4th Down Pct.	—	—
POSSESSION AVG.	(*NA)	(*NA)
TOTAL NET YARDS	4512	3705
Avg. Per Game	322.3	264.6
Total Plays	871	840
Avg. Per Play	5.2	4.4
NET YARDS RUSHING	2236	1807
Avg. Per Game	159.7	129.1
Total Rushes	515	459
NET YARDS PASSING	2276	1898
Avg. Per Game	162.6	135.6
Sacked-Yards Lost	24-163	43-342
Gross Yards	2439	2240
Att.-Completions	332-180	338-182
Completion Pct.	54.2	53.8
Had Intercepted	12	18
PUNTS-AVG.	68-41.0	77-41.7
Net Punting Avg.	—	—
PENALTIES-YARDS	83-799	78-710
FUMBLES-BALLS LOST	25-14	31-16
TOUCHDOWNS	32	27
Rushing	13	15
Passing	18	9
Returns	1	3

SCORE BY PERIODS	1	2	3	4	OT	PTS
BENGALS	39	100	79	68	(*NA)	286
OPPONENTS	50	61	58	62	(*NA)	231

SCORING	TD	TD-R	TD-P	TD-Rt	PAT	FG	S	PTS
Horst Muhlmann	0	0	0	0	31-32	21-31	0	94
Isaac Curtis	9	0	9	0	—	—	0	54
Boobie Clark	8	8	0	0	—	—	0	48
Essex Johnson	7	4	3	0	—	—	0	42
Bob Trumphy	5	0	5	0	—	—	0	30
Lenvil Elliott	2	1	1	0	—	—	0	12
Lemar Parrish	1	0	0	1	—	—	0	6
BENGALS	32	13	18	1	31-32	21-31	0	286
OPPONENTS	27	15	9	3	27-27	14-23	0	231

Two-point conversions: (NA**).

PASSING	ATT	CMP	YDS	CMP%	YDS/ATT	TD	TD%	INT	INT%	LG	SKD-YDS	RAT
Ken Anderson	329	179	2428	54.4	7.38	18	5.5	12	3.6	78t	24-163	81.2
Greg Cook	3	1	11	33.3	3.67	0	0.0	0	0.0	11	0-0	45.1
BENGALS	332	180	2439	54.2	7.35	18	5.4	12	3.6	78t	24-163	80.9
OPPONENTS	338	182	2240	53.8	6.63	9	2.7	18	5.3	67	43-342	61.3

RUSHING	ATT	YDS	AVG	LG	TD
Essex Johnson	195	997	5.1	46	4
Boobie Clark	254	988	3.9	26	8
Lenvil Elliott	22	122	5.5	15	1
Ken Anderson	26	97	3.7	17	0
Joe Wilson	10	39	3.9	11	0
Reece Morrison	3	11	3.7	8	0
Dave Lewis	3	-7	-2.3	5	0
Isaac Curtis	2	-11	-5.5	1	0
BENGALS	515	2236	4.3	46	13
OPPONENTS	459	1807	3.9	52	15

RECEIVING	REC	YDS	AVG	LG	TD
Isaac Curtis	45	843	18.7	77t	9
Boobie Clark	45	347	7.7	39	0
Bob Trumphy	29	435	15.0	53	5
Essex Johnson	28	356	12.7	78t	3
Charlie Joiner	13	214	16.5	26	0
Bruce Coslet	9	123	13.7	18	0
Chip Myers	7	77	11.0	18	0
Tim George	2	28	14.0	19	0
Lenvil Elliott	1	12	12.0	12t	1
Reece Morrison	1	4	4.0	4	0
BENGALS	180	2439	13.6	78t	18
OPPONENTS	182	2240	12.3	67	9

INTERCEPTIONS	NO	YDS	AVG	LG	TD
Tommy Casanova	4	33	8.3	16	0
Bill Bergey	3	50	16.7	22	0
Al Beauchamp	3	4	1.3	4	0
Neal Craig	2	52	26.0	30	0
Lemar Parrish	2	10	5.0	10	0
Ken Riley	2	2	1.0	5	0
Ken Avery	1	15	15.0	15	0
Bernard Jackson	1	0	0.0	0	0
BENGALS	18	166	9.2	30	0
OPPONENTS	12	198	16.5	37	1

PUNTING	NO	YDS	AVG	NET	TB	IN-20	LG	BLK
Dave Lewis	68	2790	41.0	—	4	—	60	0
BENGALS	68	2790	41.0	—	4	—	60	0
OPPONENTS	77	3214	41.7	—	—	—	—	—

PUNT RETURNS	NO	FC	YDS	AVG	LG	TD
Lemar Parrish	25	1	200	8.0	47	0
Tommy Casanova	15	6	119	7.9	27	0
Lyle Blackwood	4	5	12	3.0	4	0
Dave Lewis	1	2	2	2.0	2	0
BENGALS	45	14	333	7.4	47	0
OPPONENTS	27	—	123	4.6	—	0

KICKOFF RETURNS	NO	YDS	AVG	LG	TD
Bernard Jackson	21	520	24.8	41	0
Joe Wilson	8	173	21.6	27	0
Lemar Parrish	7	143	20.4	29	0
Dave Lewis	2	40	20.0	27	0
Bruce Coslet	1	0	0.0	0	0
BENGALS	39	876	22.5	41	0
OPPONENTS	42	1170	27.9	103t	1

FIELD GOALS	1-19	20-29	30-39	40-49	50+
Horst Muhlmann	5-5	6-7	5-9	4-6	1-4
BENGALS	5-5	6-7	5-9	4-6	1-4

Horst Muhlmann: (21G), (39N, 27G, 51N), (42N, 34N, 26N), (38G), (41G, 20G, 52N, 20G, 19G), (32N, 57N), (41G, 17G), (29G), (35G, 33N, 36G, 47N, 33G), (16G, 51G), (—), (22G, 38G), (45G, 10G), (40G, 11G).

USUAL STARTERS

OFFENSE		DEFENSE	
WR	Tim George, Charlie Joiner, Chip Myers	LDE	Royce Berry
		LDT	Mike Reid
		RDT	Ron Carpenter
LOT	Rufus Mayes	RDE	Sherman White
LG	Howard Fest	LLB	Al Beauchamp
C	Bob Johnson	MLB	Bill Bergey
RG	Pat Matson	RLB	Ron Pritchard
ROT	Vernon Holland	LCB	Lemar Parrish
TE	Bob Trumphy	RCB	Ken Riley
WR	Isaac Curtis	LS	Neal Craig
QB	Ken Anderson	RS	Tommy Casanova
HB	Essex Johnson		
FB	Boobie Clark		

DEFENSE	ST	AT	TT	SKS-YDS	INT-YDS	PD	FF	FR-YDS
(NA*)	—	—	—	—	—	—	—	—

* NOTE: Time of possession was not recorded until 1977.

** NOTE: Overtime was not employed for regular-season games in the NFL until 1974.

*** NOTE: The two-point conversion was not instituted in the NFL until 1994.

^ NOTE: Regular-season defensive statistics were not kept regularly until 1976.

1974 STATISTICS

RECORD: 7-7-0

HEAD COACH: PAUL BROWN

DATE	W-L	SCORE	OPPONENT	ATTENDANCE
9-15-74	W	33-7	CLEVELAND	53,113
9-22-74	L	17-20	SAN DIEGO	51,178
9-29-74	W	21-3	at San Francisco	49,895
10-6-74	W	28-17	WASHINGTON	56,175
10-13-74	W	34-24	at Cleveland	70,897
10-20-74	L	27-30	at Oakland	51,821
10-27-74	L	21-34	HOUSTON	55,434
11-3-74	W	24-14	at Baltimore	36,110
11-10-74	W	17-10	PITTSBURGH	57,532
11-17-74	L	3-20	at Houston	44,054
11-24-74	W	33-6	KANSAS CITY	49,777
12-2-74	L	3-24	at Miami	71,962
12-8-74	L	19-23	DETROIT	45,159
12-14-74	L	3-27	at Pittsburgh	42,878

TEAM STATISTICS	BENGALS	OPPONENTS
TOTAL FIRST DOWNS	260	256
Rushing	115	127
Passing	131	109
Penalty	14	20
3rd Down: Made-Att	—	—
3rd Down Pct.	—	—
4th Down: Made-Att	—	—
4th Down Pct.	—	—
POSSESSION AVG.	(NA)	(NA)
TOTAL NET YARDS	4489	3942
Avg. Per Game	320.6	281.6
Total Plays	835	892
Avg. Per Play	5.4	4.4
NET YARDS RUSHING	1978	2152
Avg. Per Game	141.3	153.7
Total Rushes	445	497
NET YARDS PASSING	2511	1790
Avg. Per Game	179.4	127.9
Sacked-Yards Lost	37-293	36-320
Gross Yards	2804	2110
Att.-Completions	353-224	359-186
Completion Pct.	63.5	51.8
Had Intercepted	13	9
PUNTS-AVG.	66-40.9	81-37.8
Net Punting Avg.	—	—
PENALTIES-YARDS	78-653	77-640
FUMBLES-BALLS LOST	27-18	23-11
TOUCHDOWNS	36	30
Rushing	14	16
Passing	18	13
Returns	4	1

SCORE BY PERIODS	1	2	3	4	OT	PTS
BENGALS	50	95	60	78	0	283
OPPONENTS	37	63	70	89	0	259

SCORING	TD	TD-R	TD-P	TD-Rt	PAT	FG	S	PTS
Horst Muhlmann	0	0	0	0	32-35	11-18	0	65
Isaac Curtis	10	0	10	0	—	—	0	60
Boobie Clark	6	5	1	0	—	—	0	36
Ed Williams	4	3	1	0	—	—	0	24
Lemar Parrish	3	0	0	3	—	—	0	18
Ken Anderson	2	2	0	0	—	—	0	12
Doug Dressler	2	2	0	0	—	—	0	12
Lenvil Elliott	2	1	1	0	—	—	0	12
Bob Trumpy	2	0	2	0	—	—	0	12
Wayne Clark	1	1	0	0	—	—	0	6
Essex Johnson	1	0	1	0	—	—	0	6
Charlie Joiner	1	0	1	0	—	—	0	6
Bob Maddox	1	0	0	1	—	—	0	6
Chip Myers	1	0	1	0	—	—	0	6
Ron Carpenter	0	0	0	0	—	—	1	2
BENGALS	36	14	18	4	32-36	11-18	1	283
OPPONENTS	30	16	13	1	28-30	17-22	0	259

Two-point conversions: (NA**).

PASSING	ATT	CMP	YDS	CMP%	YDS/ATT	TD	TD%	INT	INT%	LG	SKD-YDS	RAT
Ken Anderson	328	213	2667	64.9	8.13	18	5.5	10	3.0	77t	36-292	95.7
Wayne Clark	22	9	98	40.9	4.45	0	0.0	3	13.6	19	1-1	15.2
Dave Green	2	1	22	50.0	11.00	0	0.0	0	0.0	22	0-0	89.6
Lenvil Elliott	1	1	17	100.0	17.00	0	0.0	0	0.0	17	0-0	118.8
BENGALS	353	224	2804	63.5	7.94	18	5.1	13	3.7	77t	37-293	89.7
OPPONENTS	359	186	2110	51.8	5.88	13	3.6	9	2.5	64	36-320	71.4

RUSHING	ATT	YDS	AVG	LG	TD
Charlie Davis	72	375	5.2	29	0
Lenvil Elliott	68	345	5.1	26	1
Ken Anderson	43	314	7.3	20	2
Boobie Clark	99	312	3.2	22	5
Doug Dressler	72	255	3.5	17	2
Ed Williams	58	238	4.1	18	3
Isaac Curtis	8	62	7.8	20	0
Essex Johnson	19	44	2.3	11	0
Charlie Joiner	4	20	5.0	8	0
Wayne Clark	1	8	8.0	8t	1
John McDaniel	1	5	5.0	5	0
BENGALS	445	1978	4.4	29	14
OPPONENTS	497	2152	4.3	54	16

RECEIVING	REC	YDS	AVG	LG	TD
Chip Myers	32	383	12.0	22	1
Isaac Curtis	30	633	21.1	77t	10
Doug Dressler	29	196	6.8	23	0
Charlie Joiner	24	390	16.3	65t	1
Boobie Clark	23	194	8.4	23	1
Bob Trumpy	21	330	15.7	41	2
Charlie Davis	19	171	9.0	32	0
Lenvil Elliott	18	187	10.4	28t	1
Ed Williams	13	98	7.5	19t	1
Essex Johnson	8	85	10.6	27t	1
John McDaniel	2	79	39.5	60	0
Bruce Coslet	2	24	12.0	18	0
Bernard Jackson	1	22	22.0	22	0
Al Chandler	1	9	9.0	9	0
Bob Johnson	1	3	3.0	3	0
BENGALS	224	2804	12.5	77t	18
OPPONENTS	186	2110	11.3	64	13

INTERCEPTIONS	NO	YDS	AVG	LG	TD
Ken Riley	5	33	6.6	19	0
Tommy Casanova	2	26	13.0	26	0
Al Beauchamp	1	34	34.0	34	0
Bernard Jackson	1	17	17.0	17	0
BENGALS	9	110	12.2	34	0
OPPONENTS	13	140	10.8	40	0

PUNTING	NO	YDS	AVG	NET	TB	IN-20	LG	BLK
Dave Green	66	2701	40.9	—	10	—	53	0
BENGALS	66	2701	40.9	—	10	—	53	0
OPPONENTS	81	3061	37.8	—	—	—	—	—

PUNT RETURNS	NO	FC	YDS	AVG	LG	TD
Tommy Casanova	24	2	265	11.0	74	0
Lemar Parrish	18	1	338	18.8	90t	2
Lyle Blackwood	10	3	29	2.9	11	0
BENGALS	52	6	632	12.2	90t	2
OPPONENTS	41	—	457	11.1	—	0

KICKOFF RETURNS	NO	YDS	AVG	LG	TD
Bernard Jackson	29	682	23.5	45	0
Charlie Davis	12	243	20.3	28	0
John McDaniel	3	64	21.3	24	0
Tommy Casanova	1	48	48.0	48	0
Lemar Parrish	2	36	18.0	21	0
Ed Williams	2	33	16.5	22	0
Doug Dressler	3	32	10.7	18	0
Lyle Blackwood	1	17	17.0	17	0
Lenvil Elliott	1	2	2.0	2	0
BENGALS	54	1157	21.4	48	0
OPPONENTS	55	1198	21.8	—	0

FIELD GOALS	1-19	20-29	30-39	40-49	50+
Horst Muhlmann	1-1	2-2	5-9	3-6	0-0
BENGALS	1-1	2-2	5-9	3-6	0-0

Horst Muhlmann: (32G), (34N, 34G), (—), (—), (45N), (—), (—), (40B, 18G, 33B), (30G), (28G, 46N), (39N), (29G), (42G, 34G, 40G, 47G), (38B, 32G).

USUAL STARTERS

OFFENSE		DEFENSE	
WR	Isaac Curtis	LDE	Ken Johnson
LOT	Rufus Mayes	LDT	Mike Reid
LG	Howard Fest	RDT	Ron Carpenter
C	Bob Johnson	RDE	Sherman White
RG	John Shinniers, Pat Matson	LLB	Al Beauchamp
ROT	Stan Walters	MLB	Doug Adams, Jim LeClair,
TE	Bob Trumpy		Ken Avery
WR	Charlie Joiner	RLB	Ron Pritchard
QB	Ken Anderson	LCB	Lemar Parrish
RB	Charlie Davis	RCB	Ken Riley
RB	Boobie Clark	LS	Bernard Jackson
		RS	Tommy Casanova

DEFENSE	ST	AT	TT	SKS-YDS	INT-YDS	PD	FF	FR-YDS
(NA**)	—	—	—	—	—	—	—	—

* NOTE: Time of possession was not recorded until 1977.

** NOTE: The two-point conversion was not instituted in the NFL until 1994.

*** NOTE: Regular-season defensive statistics were not kept regularly until 1976.

1975 STATISTICS

RECORD: 11-3-0

HEAD COACH: PAUL BROWN

(BENGALS WERE WILD CARD QUALIFIER; SEE POSTSEASON PORTION OF TEAM HISTORY SECTION FOR POSTSEASON STATS)

DATE	W-L	SCORE	OPPONENT	ATTENDANCE
9-21-75	W	24-17	CLEVELAND	52,874
9-28-75	W	21-0	at New Orleans	52,531
10-5-75	W	21-19	at Houston	45,321
10-12-75	W	27-10	NEW ENGLAND	51,220
10-19-75	W	14-10	OAKLAND	48,122
10-26-75	W	21-14	at Atlanta	45,811
11-2-75	L	24-30	PITTSBURGH	58,418
11-9-75	W	17-16	at Denver	49,919
11-17-75	W	33-24	BUFFALO	56,666
11-23-75	L	23-35	at Cleveland	56,427
11-30-75	W	23-19	HOUSTON	46,128
12-7-75	W	31-0	at Philadelphia	56,984
12-13-75	L	14-35	at Pittsburgh	48,889
12-21-75	W	47-17	SAN DIEGO	46,474

TEAM STATISTICS	BENGALS	OPPONENTS
TOTAL FIRST DOWNS	295	241
Rushing	107	115
Passing	166	107
Penalty	22	19
3rd Down: Made-Att.	—	—
3rd Down Pct.	—	—
4th Down: Made-Att.	—	—
4th Down Pct.	—	—
POSSESSION AVG.	(*NA)	(*NA)
TOTAL NET YARDS	5060	3923
Avg. Per Game	361.4	280.2
Total Plays	966	889
Avg. Per Play	5.2	4.4
NET YARDS RUSHING	1819	2194
Avg. Per Game	129.9	156.7
Total Rushes	499	473
NET YARDS PASSING	3241	1729
Avg. Per Game	231.5	123.5
Sacked-Yards Lost	34-256	27-272
Gross Yards	3497	2001
Att.-Completions	433-255	389-175
Completion Pct.	58.9	45.0
Had Intercepted	14	22
PUNTS-AVG.	68-39.0	77-40.9
Net Punting Avg.	—	—
PENALTIES-YARDS	88-783	91-824
FUMBLES-BALLS LOST	31-20	39-22
TOUCHDOWNS	45	30
Rushing	20	15
Passing	23	11
Returns	2	4

SCORE BY PERIODS	1	2	3	4	OT	PTS
BENGALS	84	120	54	82	0	340
OPPONENTS	36	77	68	65	0	246

SCORING	TD	TD-R	TD-P	TD-Rt	PAT	FG	S	PTS
Dave Green	0	0	0	40-45	10-21	0	70	0
Stan Fritts	10	8	2	0	—	0	60	0
Isaac Curtis	7	0	7	0	—	0	42	0
Charlie Joiner	5	0	5	0	—	0	30	0
Boobie Clark	4	4	0	0	—	0	24	0
Lenvil Elliott	4	1	3	0	—	0	24	0
Chip Myers	3	0	3	0	—	0	18	0
Ed Williams	3	2	1	0	—	0	18	0
Ken Anderson	2	2	0	0	—	0	12	0
Essex Johnson	2	1	1	0	—	0	12	0
John Reaves	2	2	0	0	—	0	12	0
Marvin Cobb	1	0	0	1	—	0	6	0
Ken Riley	1	0	0	1	—	0	6	0
Bob Trumpy	1	0	1	0	—	0	6	0
BENGALS	45	20	23	2	40-45	10-21	0	340
OPPONENTS	30	15	11	4	26-30	12-14	2	246

Two-point conversions: (NA**).

PASSING	ATT	CMP	YDS	CMP%	YDS/ATT	TD	TD%	INT	INT%	LG	SKD-YDS	RAT
Ken Anderson	377	228	3169	60.5	8.41	21	5.6	11	2.9	55	32-247	93.9
John Reaves	51	25	297	49.0	5.82	2	3.9	3	5.9	51	2-9	55.8
Stan Fritts	4	2	31	50.0	7.75	0	0.0	0	0.0	16	0-0	76.0
Dave Green	1	0	0	0.0	0.00	0	0.0	0	0.0	—	0-0	39.6
BENGALS	433	255	3497	58.9	8.08	23	5.3	14	3.2	55	34-256	89.0
OPPONENTS	389	175	2001	45.0	5.14	11	2.8	22	5.7	48	27-272	46.9

RUSHING	ATT	YDS	AVG	LG	TD
Boobie Clark	167	594	3.6	17	4
Stan Fritts	94	375	4.0	22	8
Lenvil Elliott	71	308	4.3	27	1
Ken Anderson	49	188	3.8	29	2
Essex Johnson	58	177	3.1	15	1
Ed Williams	35	136	3.9	19	2
Champ Henson	11	38	3.5	8	0
John Reaves	6	13	2.2	9	2
Bruce Coslet	1	1	1.0	1	0
John McDaniel	1	-2	-2.0	-2	0
Isaac Curtis	6	-9	-1.5	14	0
BENGALS	499	1819	3.6	29	20
OPPONENTS	473	2194	4.6	55	15

RECEIVING	REC	YDS	AVG	LG	TD
Isaac Curtis	44	934	21.2	55	7
Boobie Clark	42	334	8.0	27	0
Charlie Joiner	37	726	19.6	51	5
Chip Myers	36	527	14.6	34t	3
Essex Johnson	25	196	7.8	30	1
Bob Trumpy	22	276	12.5	35t	1
Lenvil Elliott	20	196	9.8	31	3
Bruce Coslet	10	117	11.7	18	0
Ed Williams	10	96	9.6	20	1
Stan Fritts	6	63	10.5	17t	2
Jack Novak	2	34	17.0	19	0
Champ Henson	1	-2	-2.0	-2	0
BENGALS	255	3497	13.7	55	23
OPPONENTS	175	2001	11.4	48	11

INTERCEPTIONS	NO	YDS	AVG	LG	TD
Ken Riley	6	76	12.7	30t	1
Bernard Jackson	5	97	19.4	34	0
Marvin Cobb	4	116	29.0	52t	1
Jim LeClair	3	25	8.3	21	0
Lyle Blackwood	2	44	22.0	40	0
Ricky Davis	1	26	26.0	26	0
Lemar Parrish	1	26	26.0	26	0
BENGALS	22	410	18.6	52t	2
OPPONENTS	14	244	17.4	65	1

PUNTING	NO	YDS	AVG	NET	TB	IN-20	LG	BLK
Dave Green	68	2655	39.0	—	6	—	57	1
BENGALS	68	2655	39.0	—	6	—	57	1
OPPONENTS	77	3150	40.7	—	—	—	—	—

PUNT RETURNS	NO	FC	YDS	AVG	LG	TD
Lyle Blackwood	23	0	123	5.3	31	0
Lemar Parrish	13	1	83	6.4	34	0
Tommy Casanova	11	2	60	5.5	12	0
Marvin Cobb	1	3	1	1.0	1	0
BENGALS	48	6	267	5.6	34	0
OPPONENTS	42	—	386	9.2	—	1

KICKOFF RETURNS	NO	YDS	AVG	LG	TD
Bernard Jackson	25	587	23.5	39	0
Lenvil Elliott	13	272	20.9	46	0
Lemar Parrish	4	114	28.5	64	0
John McDaniel	3	69	23.0	26	0
Brad Cousino	1	0	0.0	0	0
BENGALS	46	1042	22.7	64	0
OPPONENTS	66	1558	23.6	—	0

FIELD GOALS	1-19	20-29	30-39	40-49	50+
Dave Green	1-1	5-8	1-7	3-5	0-0
BENGALS	1-1	5-8	1-7	3-5	0-0

Dave Green: (44G, 29N), (33N), (—), (21G, 29G), (37N), (41N), (23G), (45G, 28N, 35N), (28G, 18G, 37N), (21G, 25N), (33G), (37N), (48G), (36N, 47N), (—).

USUAL STARTERS

OFFENSE		DEFENSE	
WR	Isaac Curtis	LDE	Ken Johnson
LOT	Rufus Mayes	LDT	Bob Brown
LG	Howard Fest	RDT	Ron Carpenter
C	Bob Johnson	RDE	Sherman White
RG	Dave Lapham	LLB	Al Beauchamp
ROT	Vernon Holland	MLB	Jim LeClair
TE	Bob Trumpy	RLB	Ron Pritchard
WR	Charlie Joiner	LCB	Lemar Parrish
QB	Ken Anderson	RCB	Ken Riley
HB	Stan Fritts	LS	Tommy Casanova
	Lenvil Elliott	RS	Bernard Jackson
FB	Boobie Clark		

DEFENSE	ST	AT	TT	SKS-YDS	INT-YDS	PD	FF	FR-YDS
(NA**)	—	—	—	—	—	—	—	—

* NOTE: Time of possession was not recorded until 1977.

** NOTE: The two-point conversion was not instituted in the NFL until 1994.

*** NOTE: Regular-season defensive statistics were not kept regularly until 1976.

1976 STATISTICS

RECORD: 10-4-0

HEAD COACH: BILL JOHNSON

DATE	W-L	SCORE	OPPONENT	ATTENDANCE
9-12-76	W	17-7	DENVER	53,464
9-19-76	L	27-28	at Baltimore	50,374
9-26-76	W	28-7	GREEN BAY	44,103
10-3-76	W	45-24	at Cleveland	75,817
10-10-76	W	21-0	TAMPA BAY	49,700
10-17-76	L	6-23	at Pittsburgh	48,311
10-24-76	W	27-7	at Houston	45,499
10-31-76	W	21-6	CLEVELAND	54,776
11-8-76	W	20-12	LOS ANGELES	52,480
11-14-76	W	31-27	HOUSTON	53,243
11-21-76	W	27-24	at Kansas City	46,259
11-28-76	L	3-7	PITTSBURGH	55,142
12-6-76	L	20-35	at Oakland	52,430
12-12-76	W	42-3	at N.Y. Jets	31,067

TEAM STATISTICS	BENGALS	OPPONENTS
TOTAL FIRST DOWNS	238	234
Rushing	114	116
Passing	110	103
Penalty	14	15
3rd Down: Made-Att	—	—
3rd Down Pct.	—	—
4th Down: Made-Att	—	—
4th Down Pct.	—	—
POSSESSION AVG.	(NA)	(NA)
TOTAL NET YARDS	4300	3670
Avg. Per Game	307.1	262.1
Total Plays	878	930
Avg. Per Play	4.9	3.9
NET YARDS RUSHING	2109	1912
Avg. Per Game	150.6	136.6
Total Rushes	481	520
NET YARDS PASSING	2191	1758
Avg. Per Game	156.5	125.6
Sacked-Yards Lost	37-252	46-444
Gross Yards	2443	2202
Att.-Completions	360-187	364-177
Completion Pct.	51.9	48.6
Had Intercepted	15	26
PUNTS-AVG.	76-39.5	86-38.2
Net Punting Avg.	33.6	32.6
PENALTIES-YARDS	79-700	90-768
FUMBLES-BALLS LOST	38-20	34-15
TOUCHDOWNS	42	25
Rushing	15	11
Passing	21	13
Returns	6	1

SCORE BY PERIODS	1	2	3	4	OT	PTS
BENGALS	91	85	91	68	0	335
OPPONENTS	44	63	49	54	0	210

SCORING	TD	TD-R	TD-P	TD-R	PAT	FG	S	PTS
Chris Bahr	0	0	0	0	39-42	14-27	0	81
Boobie Clark	8	7	1	0	—	—	0	48
Bob Trumpy	7	0	7	0	—	—	0	42
Isaac Curtis	6	0	6	0	—	—	0	36
Tommy Casanova	3	0	0	3	—	—	0	18
Lenvil Elliott	3	0	3	0	—	—	0	18
Stan Fritts	3	3	0	0	—	—	0	18
Archie Griffin	3	3	0	0	—	—	0	18
Bruce Coslet	2	0	2	0	—	—	0	12
Ken Anderson	1	1	0	0	—	—	0	6
Tony Davis	1	1	0	0	—	—	0	6
John McDaniel	1	0	1	0	—	—	0	6
Melvin Morgan	1	0	0	1	—	—	0	6
Chip Myers	1	0	1	0	—	—	0	6
Ken Riley	1	0	0	1	—	—	0	6
Willie Shelby	1	0	0	1	—	—	0	6
Coy Bacon	0	0	0	0	—	—	1	2
BENGALS	42	15	21	6	39-42	14-27	1	335
OPPONENTS	25	11	13	1	24-55	12-22	0	210

Two-point conversions: (NA**).

PASSING	ATT	CMP	YDS	CMP%	YDS/ATT	TD	TD%	INT	INT%	LG	SKD-YDS	RAT
Ken Anderson	338	179	2367	53.0	7.00	19	5.6	14	4.1	85t	34-235	76.9
John Reaves	22	8	76	36.4	3.45	2	9.1	1	4.5	19	3-17	58.1
BENGALS	360	187	2443	51.9	6.79	21	5.8	15	4.2	85t	37-252	75.7
OPPONENTS	364	177	2202	48.6	6.05	13	3.6	26	7.1	68t	46-444	50.0

RUSHING	ATT	YDS	AVG	LG	TD
Boobie Clark	151	671	4.4	24	7
Archie Griffin	138	625	4.5	77t	3
Lenvil Elliott	69	276	4.0	24	0
Stan Fritts	47	200	4.3	13	3
Tony Davis	36	178	4.9	16	1
Ken Anderson	31	134	4.3	25	1
Isaac Curtis	3	29	9.7	19	0
Willie Shelby	5	9	1.8	3	0
Billy Brooks	1	-13	-13.0	-13	0
BENGALS	481	2109	4.4	77t	15
OPPONENTS	520	1912	3.7	29	11

RECEIVING	REC	YDS	AVG	LG	TD
Isaac Curtis	41	766	18.7	85t	6
Boobie Clark	23	158	6.9	19	1
Lenvil Elliott	22	188	8.5	29t	3
Bob Trumpy	21	323	15.4	48t	7
Chip Myers	17	267	15.7	63	1
Billy Brooks	16	191	11.9	25	0
Archie Griffin	16	138	8.6	23	0
John McDaniel	12	232	19.3	46	1
Stan Fritts	9	75	8.3	19	0
Bruce Coslet	5	73	14.6	32	2
Tony Davis	4	29	7.3	11	0
Willie Shelby	1	3	3.0	3	0
BENGALS	187	2443	13.1	85t	21
OPPONENTS	177	2202	12.4	68t	13

INTERCEPTIONS	NO	YDS	AVG	LG	TD
Ken Riley	9	141	15.7	53t	1
Tommy Casanova	5	109	21.8	33t	2
Marvin Cobb	3	55	18.3	28	0
Lemar Parrish	2	0	0.0	0	0
Bo Harris	2	-3	-1.5	0	0
Reggie Williams	1	17	17.0	17	0
Jim LeClair	1	9	9.0	9	0
Chris Devlin	1	2	2.0	2	0
Bernard Jackson	1	0	0.0	0	0
Ron Pritchard	1	0	0.0	0	0
BENGALS	26	330	12.7	53t	3
OPPONENTS	15	102	6.8	29	0

PUNTING	NO	YDS	AVG	NET	TB	IN-20	LG	BLK
Pat McNally	76	2999	39.5	33.6	6	12	61	0
BENGALS	76	2999	39.5	33.6	6	12	61	0
OPPONENTS	86	3287	38.2	32.6	7	18	74	0

PUNT RETURNS	NO	FC	YDS	AVG	LG	TD
Willie Shelby	21	4	162	7.7	30	0
Lemar Parrish	20	2	122	6.1	32	0
Tommy Casanova	10	2	45	4.5	15	0
Marvin Cobb	3	2	14	4.7	7	0
Tony Davis	0	3	0	—	—	0
BENGALS	54	13	343	6.4	32	0
OPPONENTS	41	—	323	7.9	—	1

KICKOFF RETURNS	NO	YDS	AVG	LG	TD
Willie Shelby	30	761	25.4	97t	1
Lenvil Elliott	5	98	19.6	22	0
Lemar Parrish	3	62	20.7	28	0
Archie Griffin	3	56	18.7	23	0
Ron Hunt	2	24	12.0	17	0
Tony Davis	4	21	5.3	12	0
Melvin Morgan	1	14	14.0	14	0
Stan Fritts	1	10	10.0	10	0
BENGALS	49	1046	21.3	97t	1
OPPONENTS	66	1616	24.5	—	0

FIELD GOALS	1-19	20-29	30-39	40-49	50+
Chris Bahr	1-1	6-8	2-4	3-8	2-6
BENGALS	1-1	6-8	2-4	3-8	2-6

Chris Bahr: (21G, 44N, 46N), (51G, 26G), (38B, 50N, 45B, 40N), (40G), (22N), (22G, 19G, 34N), (28G, 34G, 46N), (28N), (50N), (50G), (51N), (40G), (50N), (33G, 47G, 20G, 25G).

USUAL STARTERS

OFFENSE		DEFENSE	
WR	Billy Brooks	LDE	Gary Burley
LOT	Rufus Mayes	LDT	Bob Brown
LG	John Shiners	RDT	Ron Carpenter
C	Bob Johnson	RDE	Coy Bacon
RG	Dave Lapham	LLB	Bo Harris
ROT	Vernon Holland	MLB	Jim LeClair
TE	Bob Trumpy	RLB	Reggie Williams
WR	Isaac Curtis	LCB	Lemar Parrish
QB	Ken Anderson	RCB	Ken Riley
HB	Archie Griffin	LS	Tommy Casanova
FB	Boobie Clark	RS	Marvin Cobb, Bernard Jackson

DEFENSE***	ST	AT	TT	SKS-YDS	INT-YDS	PD	FF	FR-YDS
Reggie Williams	83	23	106	2-24	1-17	7	0	0-0
Jim LeClair	81	25	106	0-0	1-9	3	1	0-0
Gary Burley	69	11	80	10-90.5	0-0	1	1	1-0
Bo Harris	54	15	69	1.5-5.5	2-(-3)	4	3	1-(-2)
Bob Brown	55	10	65	2-21	0-0	0	1	1-0
Ron Carpenter	50	15	65	5.5-5.4	0-0	3	0	2-0
Coy Bacon	52	10	62	22-217	0-0	2	5	2-48
Marvin Cobb	36	7	43	0-0	3-5.5	5	0	0-0
Lemar Parrish	36	7	43	0-0	2-0	12	0	0-0
Bernard Jackson	30	5	35	0-0	1-0	8	0	3-13
Glenn Cameron	27	6	33	0-0	0-0	1	0	0-0
Tommy Casanova	25	6	31	0-0	5-109	7	0	1-25
Ken Riley	28	2	30	0-0	9-141	14	0	2-0
Melvin Morgan	19	3	22	0-0	0-0	3	0	1-32
Chris Devlin	15	4	19	0-0	1-2	1	0	0-0
Scott Perry	14	3	17	0-0	0-0	2	0	1-0
Ron Pritchard	14	1	15	1-12	1-0	1	1	0-0
Tony Davis	9	2	11	0-0	0-0	0	0	0-0
Greg Fairchild	5	2	7	0-0	0-0	0	0	0-0
Ken Johnson	5	2	7	1-10	0-0	2	0	0-0
Bill Kollar	5	0	5	1-10	0-0	1	0	0-0
Willie Shelby	5	0	5	0-0	0-0	0	0	0-0
Bob Johnson	3	1	4	0-0	0-0	0	0	0-0
Dave Lapham	3	0	3	0-0	0-0	0	0	0-0
John McDaniel	3	0	3	0-0	0-0	0	0	0-0
Stan Fritts	2	0	2	0-0	0-0	0	0	0-0
Ron Hunt	2	0	2	0-0	0-0	0	0	0-0
Chip Myers	2	0	2	0-0	0-0	0	0	0-0
Bruce Coslet	1	1	2	0-0	0-0	0	0	0-0
Glenn Bujnoch	1	0	1	0-0	0-0	0	0	0-0
Boobie Clark	1	0	1	0-0	0-0	0	0	0-0
Lenvil Elliott	1	0	1	0-0	0-0	0	0	0-0
John Shiners	1	0	1	0-0	0-0	0	0	0-0

BLOCKED KICKS	BP	BFG	BXP
Coy Bacon	0	1	0
Ron Carpenter	0	1	0
Melvin Morgan	0	1	0

* NOTE: Time of possession was not recorded until 1977.

** NOTE: The two-point conversion was not instituted in the NFL until 1994.

*** NOTE: It was not standard practice to separate the three types of defensive statistics — defense, special teams and miscellaneous — until 1988. Thus, the defensive statistics listed above include the combined totals of all three types. All defensive statistics above are press box statistics produced at the games.

1977 STATISTICS

RECORD: 8-6-0

HEAD COACH: BILL JOHNSON

DATE	W-L	SCORE	OPPONENT	ATTENDANCE
9-18-77	L	3-13	CLEVELAND	52,847
9-25-77	W	42-20	SEATTLE	45,579
10-2-77	L	3-24	at San Diego	40,352
10-9-77	W	17-7	at Green Bay	53,653
10-17-77	L	14-20	at Pittsburgh	47,950
10-23-77	L	13-24	DENVER	54,395
10-30-77	W	13-10 (OT)	HOUSTON	53,194
11-6-77	W	10-7	at Cleveland	81,932
11-13-77	L	10-42	at Minnesota	45,371
11-20-77	W	23-17	MIAMI	46,733
11-27-77	W	30-13	N.Y. GIANTS	32,705
12-4-77	W	27-7	at Kansas City	38,488
12-10-77	W	17-10	PITTSBURGH	36,133
12-18-77	L	16-21	at Houston	46,212

TEAM STATISTICS	BENGALS	OPPONENTS
TOTAL FIRST DOWNS	248	253
Rushing	110	113
Passing	112	113
Penalty	26	27
3rd Down: Made-Att	—	—
3rd Down Pct.	—	—
4th Down: Made-Att	—	—
4th Down Pct.	—	—
POSSESSION AVG. (*30:40)	(*29:20)	(*30:40)
TOTAL NET YARDS	4194	4124
Avg. Per Game	299.6	294.6
Total Plays	904	901
Avg. Per Play	4.6	4.6
NET YARDS RUSHING	1861	1897
Avg. Per Game	132.9	135.5
Total Rushes	488	525
NET YARDS PASSING	2333	2227
Avg. Per Game	166.6	159.1
Sacked-Yards Lost	31-217	25-226
Gross Yards	2550	2453
Att.-Completions	385-192	351-196
Completion Pct.	49.9	55.8
Had Intercepted	16	16
PUNTS-AVG.	70-41.3	72-37.6
Net Punting Avg.	36.7	31.9
PENALTIES-YARDS	89-859	103-788
FUMBLES-BALLS LOST	37-16	34-23
TOUCHDOWNS	26	29
Rushing	10	15
Passing	12	14
Returns	4	0

SCORE BY PERIODS	1	2	3	4	OT	PTS
BENGALS	75	71	35	54	3	238
OPPONENTS	38	97	36	64	0	235

SCORING	TD	TD-R	TD-P	TD-Rt	PAT	FG	S	PTS
Chris Bahr	0	0	0	0	25-26	19-27	0	82
Billy Brooks	4	0	4	0	—	—	0	24
Pete Johnson	4	4	0	0	—	—	0	24
Pat McInally	3	0	3	0	—	—	0	18
Ken Anderson	2	2	0	0	—	—	0	12
Isaac Curtis	2	0	2	0	—	—	0	12
Tony Davis	2	2	0	0	—	—	0	12
Reggie Williams	2	0	0	2	—	—	0	12
Glenn Bujnoch	1	1	0	0	—	—	0	6
Boobie Clark	1	1	0	0	—	—	0	6
Jim Corbett	1	0	1	0	—	—	0	6
Lenvil Elliott	1	0	1	0	—	—	0	6
Lemar Parrish	1	0	0	1	—	—	0	6
Willie Shelby	1	0	0	1	—	—	0	6
Bob Trumpy	1	0	1	0	—	—	0	6
BENGALS	26	10	12	4	25-26	19-27	0	238
OPPONENTS	29	15	14	0	26-29	11-18	1	235

Two-point conversions: (NA**).

RUSHING	ATT	YDS	AVG	LG	TD
Pete Johnson	153	585	3.8	65	4
Archie Griffin	137	549	4.0	31	0
Lenvil Elliott	65	269	4.1	32	0
Boobie Clark	68	226	3.3	10t	1
Ken Anderson	26	128	4.9	17t	2
Tony Davis	27	81	3.0	13	2
Tommy Casanova	1	20	20.0	20	0
Glenn Bujnoch	1	4	4.0	4t	1
Pat McInally	1	4	4.0	4	0
Marvin Cobb	1	0	0.0	0	0
John Reaves	5	0	0.0	0	0
Jim Corbett	1	-1	-1.0	-1	0
Billy Brooks	2	-4	-2.0	4	0
BENGALS	488	1861	3.8	65	10
OPPONENTS	525	1897	3.6	38	15

RECEIVING	REC	YDS	AVG	LG	TD
Billy Brooks	39	772	19.8	94t	4
Lenvil Elliott	29	238	8.2	33	1
Archie Griffin	28	240	8.6	24	0
Isaac Curtis	20	338	16.9	54	2
Bob Trumpy	18	251	13.9	32	1
Pat McInally	17	258	15.2	43t	3
John McDaniel	12	148	12.3	31	0
Tony Davis	9	83	9.2	28	0
Jim Corbett	7	127	18.1	47t	1
Boobie Clark	7	33	4.7	11	0
Pete Johnson	5	49	9.8	21	0
Rick Walker	1	13	13.0	13	0
BENGALS	192	2550	13.3	94t	12
OPPONENTS	196	2453	12.5	82t	14

INTERCEPTIONS	NO	YDS	AVG	LG	TD
Lemar Parrish	3	95	31.7	47t	1
Reggie Williams	3	67	22.3	54t	1
Marvin Cobb	2	37	18.5	34	0
Bo Harris	2	17	8.5	10	0
Ken Riley	2	14	7.0	14	0
Jim LeClair	2	8	4.0	8	0
Tommy Casanova	1	0	0.0	0	0
Melvin Morgan	1	0	0.0	0	0
BENGALS	16	238	14.9	54t	2
OPPONENTS	16	192	12.0	41	0

PUNTING	NO	YDS	AVG	NET	TB	IN-20	LG	BLK
Pat McInally	67	2802	41.8	36.4	3	16	67	1
Chris Bahr	2	88	44.0	47.5	0	2	45	0
BENGALS	70	2890	41.3	36.7	3	18	67	1
OPPONENTS	75	2822	37.6	31.9	5	17	63	2

PUNT RETURNS	NO	FC	YDS	AVG	LG	TD
Tony Davis	19	6	220	11.6	70	0
Willie Shelby	11	3	54	4.9	13	0
Lemar Parrish	4	0	30	7.5	11	0
Steve Holden	3	0	14	4.7	13	0
Jerry Anderson	1	0	0	0.0	0	0
Tommy Casanova	1	1	6	6.0	6	0
Marvin Cobb	1	0	4	4.0	4	0
Reggie Williams	1	0	0	0.0	0	0
BENGALS	41	10	328	8.0	70	0
OPPONENTS	38	—	260	6.8	—	0

KICKOFF RETURNS	NO	YDS	AVG	LG	TD
Willie Shelby	19	403	21.2	38	0
Archie Griffin	9	192	21.3	31	0
Jerry Anderson	8	129	16.1	21	0
Tony Davis	3	42	14.0	18	0
Steve Holden	2	42	21.0	24	0
Lenvil Elliott	1	23	23.0	23	0
Lemar Parrish	1	23	23.0	23	0
Marvin Cobb	1	15	15.0	15	0
Pete Johnson	1	11	11.0	11	0
Greg Fairchild	1	6	6.0	6	0
BENGALS	46	886	19.3	38	0
OPPONENTS	49	1029	21.4	—	0

FIELD GOALS	1-19	20-29	30-39	40-49	50+
Chris Bahr	1-1	10-11	4-8	4-6	0-1
BENGALS	1-1	10-11	4-8	4-6	0-1

Chris Bahr: (25G, 47N, 38N), (—), (35G), (36N, 32G), (—), (24G, 57N, 19G), (39N, 23G, 22G), (47G), (23G, 48N), (43G, 44G, 42G), (32G), (20G, 35G), (37N, 24N, 24G), (24G, 27G, 28G).

PASSING	ATT	CMP	YDS	CMP%	YDS/ATT	TD	TD%	INT	INT%	LG	SKD-YDS	RAT
Ken Anderson	323	166	2145	51.4	6.64	11	3.4	11	3.4	94t	28-197	69.7
John Reaves	59	24	383	40.7	6.49	0	0.0	5	8.5	40	2-17	27.6
Marvin Cobb	1	0	0	0.0	0.00	0	0.0	0	0.0	—	0-0	39.6
Archie Griffin	1	1	18	100.0	18.00	1	100.0	0	0.0	18t	1-3	158.3
Pat McInally	1	1	4	100.0	4.00	0	0.0	0	0.0	4	0-0	83.3
BENGALS	385	192	2550	49.9	6.62	12	3.1	16	4.2	94t	31-217	64.3
OPPONENTS	351	196	2453	55.8	6.99	14	4.0	16	4.6	82t	25-226	72.0

USUAL STARTERS

OFFENSE		DEFENSE	
WR	Isaac Curtis	LDE	Gary Burley
LOT	Rufus Mayes	LDT	Eddie Edwards
LG	John Shinner	RTD	Wilson Whitley
	Glenn Bujnoch	RDE	Coy Bacon
C	Bob Johnson	LLB	Bo Harris
RG	Dave Lapham	MLB	Jim LeClair
ROT	Vernon Holland	RLB	Reggie Williams
TE	Bob Trumpy	LCB	Lemar Parrish
WR	Billy Brooks	RCB	Ken Riley
QB	Ken Anderson	SS	Tommy Casanova
HB	Archie Griffin	FS	Marvin Cobb
FB	Pete Johnson		

DEFENSE***	ST	AT	TT	SKS-YDS	INT-YDS	PD	FF	FR-YDS
Reggie Williams	104	16	120	0.5-7.5	3-67	2	1	2-0
Jim LeClair	82	26	108	2-21	2-8	3	0	3-0
Eddie Edwards	60	11	71	4-31	0-0	1	1	1-0
Bo Harris	50	17	67	2-20.5	2-17	9	0	0-0
Gary Burley	55	11	66	8.5-71.5	0-0	1	0	1-0
Wilson Whitley	36	13	49	0-0	0-0	5	0	1-0
Ken Riley	43	3	46	0-0	2-14	11	0	1-6
Marvin Cobb	34	8	42	0-0	2-37	4	0	0-0
Jerry Anderson	35	6	41	0-0	0-0	1	1	2-0
Coy Bacon	27	9	36	5.5-45.5	0-0	3	0	2-0
Tommy Casanova	28	6	34	0.5-5	1-0	5	1	1-0
Walter Johnson	28	4	32	1-11	0-0	0	0	0-0
Lemar Parrish	25	2	27	0-0	3-95	12	0	0-0
Melvin Morgan	24	3	27	0-0	1-0	6	0	1-0
Glenn Cameron	16	6	22	0-0	0-0	1	0	1-0
Ray Phillips	15	1	16	0-0	0-0	2	1	1-0
Tony Davis	10	2	12	0-0	0-0	0	0	1-0
Jim Corbett	8	3	11	0-0	0-0	0	0	0-0
Ken Johnson	5	2	7	1-13	0-0	0	0	0-0
Scott Perry	6	0	6	0-0	0-0	0	0	0-0
Willie Shelby	6	0	6	0-0	0-0	0	0	0-0
Steve Holden	2	2	4	0-0	0-0	0	0	1-0
Bob Johnson	2	1	3	0-0	0-0	0	0	0-0
Boobie Clark	2	0	2	0-0	0-0	0	0	0-0
Lenvil Elliott	2	0	2	0-0	0-0	0	0	1-0
Archie Griffin	2	0	2	0-0	0-0	0	0	1-0
Pete Johnson	2	0	2	0-0	0-0	0	0	0-0
Billy Brooks	1	0	1	0-0	0-0	0	0	0-0
Glenn Bujnoch	1	0	1	0-0	0-0	0	0	0-0
Isaac Curtis	1	0	1	0-0	0-0	0	0	0-0
Greg Fairchild	1	0	1	0-0	0-0	0	0	0-0
John McDaniel	1	0	1	0-0	0-0	0	0	1-0
John Reaves	1	0	1	0-0	0-0	0	0	0-0
Rick Walker	1	0	1	0-0	0-0	0	0	0-0
Mike Wells	1	0	1	0-0	0-0	0	0	1-0
Pat McInally	0	0	0	0-0	0-0	0	0	1-0

BLOCKED KICKS	BP	BFG	BXP
Jim LeClair	0	0	1
Scott Perry	1	0	0
Ray Phillips	1	0	0

* NOTE: Time of possession became an official statistic in 1977. However, the game clock at Cincinnati's Oct. 23 game vs. Denver failed, thus no time of possession was documented for that contest. Without that information, it is impossible to determine the correct time of possession averages for both Cincinnati and Denver that season. The Bengals' averages listed above include only their remaining 13 games of '77, and thus are considered incomplete and unofficial.

** NOTE: The two-point conversion was not instituted in the NFL until 1994.

*** NOTE: It was not standard practice to separate the three types of defensive statistics — defense, special teams and miscellaneous — until 1988. Thus, the defensive statistics listed above include the combined totals of all three types. All defensive statistics above are press box statistics produced at the games.

1978 STATISTICS

RECORD: 4-12-0

HEAD COACH: BILL JOHNSON (GAMES 1-5; RECORD 0-5),
HOMER RICE (GAMES 6-16; RECORD 4-7)

DATE	W-L	SCORE	OPPONENT	ATTENDANCE
9-3-78	L	23-24	KANSAS CITY	41,810
9-10-78	L	10-13 (OT)	at Cleveland	72,691
9-17-78	L	3-28	PITTSBURGH	50,260
9-24-78	L	18-20	NEW ORLEANS	40,455
10-1-78	L	12-28	at San Francisco	41,107
10-9-78	L	0-21	at Miami	54,729
10-15-78	L	3-10	NEW ENGLAND	48,699
10-22-78	L	0-5	at Buffalo	47,754
10-29-78	W	28-13	HOUSTON	50,532
11-5-78	L	13-22	at San Diego	43,639
11-13-78	L	21-34	OAKLAND	51,374
11-19-78	L	6-7	at Pittsburgh	47,578
11-26-78	L	10-17	at Houston	43,245
12-3-78	W	37-7	ATLANTA	25,336
12-11-78	W	20-19	at Los Angeles	47,471
12-17-78	W	48-16	CLEVELAND	46,985

TEAM STATISTICS		BENGALS	OPPONENTS
TOTAL FIRST DOWNS		271	269
Rushing		105	121
Passing		141	118
Penalty		25	30
3rd Down: Made-Att		—	—
3rd Down Pct.		—	—
4th Down: Made-Att		—	—
4th Down Pct.		—	—
POSSESSION AVG.		29:58	30:02
TOTAL NET YARDS		4872	4632
Avg. Per Game		304.5	289.5
Total Plays		1034	1036
Avg. Per Play		4.7	4.5
NET YARDS RUSHING		2131	2396
Avg. Per Game		133.2	149.8
Total Rushes		526	607
NET YARDS PASSING		2741	2236
Avg. Per Game		171.3	139.8
Sacked-Yards Lost		38-298	33-284
Gross Yards		3039	2520
Att.-Completions		470-250	396-193
Completion Pct.		53.2	48.7
Had Intercepted		30	20
PUNTS-AVG.		95-42.4	108-41.6
Net Punting Avg.		34.1	37.1
PENALTY-YARDS		110-956	123-1074
FUMBLES-BALLS LOST		36-19	36-17
TOUCHDOWNS		29	34
Rushing		10	16
Passing		14	14
Returns		5	4

SCORE BY PERIODS	1	2	3	4	OT	PTS
BENGALS	30	79	46	97	0	252
OPPONENTS	66	106	53	56	3	284

SCORING	TD	TD-R	TD-P	TD-Rt	PAT	FG	S	PTS
Chris Bahr	0	0	0	0	26-29	16-30	0	74
Pete Johnson	7	7	0	0	—	—	0	42
Don Bass	5	0	4	1	—	—	0	30
Isaac Curtis	3	0	3	0	—	—	0	18
Archie Griffin	3	0	3	0	—	—	0	18
Scott Perry	3	0	0	3	—	—	0	18
Billy Brooks	2	0	2	0	—	—	0	12
Tony Davis	2	2	0	0	—	—	0	12
Rick Walker	2	0	2	0	—	—	0	12
Ken Anderson	1	1	0	0	—	—	0	6
Dick Jauron	1	0	0	1	—	—	0	6
Gary Burley	0	0	0	0	—	—	1	2
(team)	—	—	—	—	—	—	1	2
BENGALS	29	10	14	5	26-29	16-30	2	252
OPPONENTS	34	16	14	4	30-34	16-23	1	284

Two-point conversions: (NA*).

RUSHING	ATT	YDS	AVG	LG	TD
Pete Johnson	180	762	4.2	50t	7
Archie Griffin	132	484	3.7	30	0
Deacon Turner	84	333	4.0	65	0
Boobie Clark	40	187	4.7	20	0
Ken Anderson	29	167	5.8	16	1
Lenvil Elliott	29	75	2.6	12	0
Tony Davis	21	57	2.7	15	2
John Reaves	6	50	8.3	20	0
Tom Dinkel	1	20	20.0	20	0
Isaac Curtis	1	1	1.0	1	0
Rob Hertel	1	0	0.0	0	0
Dennis Law	1	-1	-1.0	-1	0
Don Bass	1	-4	-4.0	-4	0
BENGALS	526	2131	4.1	65	10
OPPONENTS	607	2396	3.9	70t	16

RECEIVING	REC	YDS	AVG	LG	TD
Isaac Curtis	47	737	15.7	57	3
Archie Griffin	35	284	8.1	27	3
Pete Johnson	31	236	7.6	34	0
Billy Brooks	30	506	16.9	45	2
Don Bass	27	447	16.6	51t	4
Pat McInally	15	189	12.6	49	0
Jim Corbett	12	187	15.6	51	0
Rick Walker	12	126	10.5	28	2
Lenvil Elliott	12	100	8.3	18	0
Boobie Clark	11	73	6.6	26	0
Deacon Turner	11	50	4.5	8	0
Dennis Law	5	81	16.2	20	0
Tony Davis	2	23	11.5	14	0
BENGALS	250	3039	12.2	57	14
OPPONENTS	193	2520	13.1	53	14

INTERCEPTIONS	NO	YDS	AVG	LG	TD
Dick Jauron	4	52	13.0	24t	1
Scott Perry	3	59	19.7	39t	2
Ken Riley	3	33	11.0	17	0
Louis Breeden	3	25	8.3	18	0
Melvin Morgan	1	64	64.0	64	0
Ron Shumon	1	48	48.0	48	0
Marvin Cobb	1	13	13.0	13	0
Jim LeClair	1	11	11.0	11	0
Reggie Williams	1	11	11.0	11	0
Eddie Edwards	1	2	2.0	2	0
Tom Dinkel	1	1	1.0	1	0
BENGALS	20	319	16.0	64	3
OPPONENTS	30	211	7.0	40	2

PUNTING	NO	YDS	AVG	NET	TB	IN-20	LG	BLK
Pat McInally	91	3919	43.1	34.7	10	25	65	0
Chris Bahr	4	108	27.0	20.5	1	2	41	0
BENGALS	95	4027	42.4	34.1	11	27	65	0
OPPONENTS	108	4496	41.6	37.1	11	37	70	1

PUNT RETURNS	NO	FC	YDS	AVG	LG	TD
Dennis Law	25	4	106	4.2	17	0
Tony Davis	22	8	130	5.9	12	0
Louis Breeden	6	1	-12	-2.0	1	0
Don Bass	3	0	8	2.7	7	0
Dick Jauron	3	2	32	10.7	15	0
BENGALS	59	15	264	4.5	17	0
OPPONENTS	58	—	564	9.7	—	0

KICKOFF RETURNS	NO	YDS	AVG	LG	TD
Ray Griffin	37	787	21.3	39	0
Don Bass	7	138	19.7	33	0
Archie Griffin	4	94	23.5	26	0
Tony Davis	3	51	17.0	21	0
Dennis Law	2	30	15.0	17	0
Deacon Turner	1	24	24.0	24	0
Jim Corbett	1	15	15.0	15	0
Louis Breeden	1	12	12.0	12	0
Boobie Clark	1	11	11.0	11	0
Ted Vincent	1	2	2.0	2	0
BENGALS	58	1164	20.1	39	0
OPPONENTS	49	1105	22.6	—	0

FIELD GOALS	1-19	20-29	30-39	40-49	50+
Chris Bahr	0-0	5-7	4-8	6-12	1-3
BENGALS	0-0	5-7	4-8	6-12	1-3

Chris Bahr: (42G), (30B, 37N, 37G), (50N, 33G), (47N, 42G, 22G, 20G), (46G), (29B), (25N, 52G, 44N, 51N), (—), (45N), (49N), (—), (48N, 29G, 48G), (38N, 34G), (46N, 32G), (24G, 37B, 42G), (23G, 49G).

PASSING	ATT	CMP	YDS	CMP%	YDS/ATT	TD	TD%	INT	INT%	LG	SKD-YDS	RAT
Ken Anderson	319	173	2219	54.2	6.96	10	3.1	22	6.9	57	30-237	58.0
John Reaves	144	74	790	51.4	5.49	3	2.1	8	5.6	51t	8-61	51.6
Rob Hertel	4	1	9	25.0	2.25	0	0.0	0	0.0	9	0-0	39.6
Archie Griffin	3	2	21	66.7	7.00	1	33.3	0	0.0	18	0-0	126.4
BENGALS	470	250	3039	53.2	6.47	14	3.0	30	6.4	57	38-298	56.7
OPPONENTS	396	193	2520	48.7	6.36	14	3.5	20	5.1	53	33-284	60.0

USUAL STARTERS

OFFENSE		DEFENSE	
WR	Isaac Curtis	LDE	Gary Burley
LOT	Mike Wilson	LDT	Wilson Whitley
	Rufus Mayes	RDT	Eddie Edwards
LG	Glenn Bujnoch	RDE	Ross Browner
C	Blair Bush	LLB	Glenn Cameron
RG	Dave Lapham	MLB	Jim LeClair
ROT	Vernon Holland	RLB	Reggie Williams
TE	Don Bass	LCB	Louis Breeden
WR	Billy Brooks	RCB	Ken Riley
QB	Ken Anderson	SS	Marvin Cobb
HB	Archie Griffin	FS	Scott Perry
	Deacon Turner		
FB	Pete Johnson		
	Boobie Clark		

DEFENSE**	ST	AT	TT	SKS-YDS	INT-YDS	PD	FF	FR-YDS
Jim LeClair	91	27	118	2-22	1-11	2	1	0-0
Glenn Cameron	63	30	93	3-23	0-0	4	0	0-0
Reggie Williams	69	17	86	3-20	1-11	10	1	1-30
Gary Burley	60	9	82	4-29	0-0	2	2	0-0
Louis Breeden	60	9	69	1-4	3-25	12	0	0-0
Ross Browner	53	16	69	6.5-73.5	0-0	2	2	3-21
Marvin Cobb	50	12	62	0-0	1-13	12	0	0-0
Wilson Whitley	43	15	58	3-30	0-0	2	0	2-10
Eddie Edwards	45	12	57	5.5-39.5	1-2	0	0	2-0
Tom Dinkel	30	11	41	2-16	1-1	1	1	3-0
Dick Jauron	29	12	41	1-15	4-52	4	0	0-0
Scott Perry	35	14	49	0-0	3-59	8	0	1-0
Ken Riley	26	2	28	0-0	3-33	11	0	1-0
Tom DePaso	15	5	20	0-0	0-0	0	1	0-0
Melvin Morgan	14	6	20	0-0	1-64	3	1	0-0
Ron Shumon	6	5	11	0-0	1-48	0	0	0-0
Boobie Clark	10	0	10	0-0	0-0	0	0	0-0
Jim Corbett	9	1	10	0-0	0-0	0	0	0-0
Ted Vincent	6	4	10	0-0	0-0	1	0	0-0
Ray Griffin	9	0	9	0-0	0-0	0	0	1-0
Tony Davis	8	1	9	0-0	0-0	0	0	0-0
Bo Harris	7	0	7	2-12	0-0	2	0	1-0
Blair Bush	6	1	7	0-0	0-0	0	0	0-0
Chris Devlin	3	3	6	0-0	0-0	0	0	0-0
Tom Ruud	5	0	5	0-0	0-0	0	0	0-0
Don Bass	4	0	4	0-0	0-0	0	0	1-0
Lenvil Elliott	3	0	3	0-0	0-0	0	0	0-0
Ray Phillips	3	0	3	0-0	0-0	0	0	0-0
Dave Purefory	3	0	3	0-0	0-0	0	0	0-0
Archie Griffin	2	0	2	0-0	0-0	0	0	0-0
Bob Johnson	2	0	2	0-0	0-0	0	0	1-0
Dave Lapham	2	0	2	0-0	0-0	0	0	0-0
Dennis Law	2	0	2	0-0	0-0	0	0	0-0
Chris Bahr	1	1	2	0-0	0-0	0	0	0-0
Isaac Curtis	1	0	1	0-0	0-0	0	0	0-0
Pat McInally	1	0	1	0-0	0-0	0	0	0-0
Deacon Turner	0	1	1	0-0	0-0	0	0	0-0

BLOCKED KICKS

	BP	BFG	BXP
Scott Perry	1	0	0

* NOTE: The two-point conversion was not instituted in the NFL until 1994.

** NOTE: It was not standard practice to separate the three types of defensive statistics — defense, special teams and miscellaneous — until 1988. Thus, the defensive statistics listed above include the combined totals of all three types. All defensive statistics above are press box statistics

1979 STATISTICS

RECORD: 4-12-0

HEAD COACH: HOMER RICE

DATE	W-L	SCORE	OPPONENT	ATTENDANCE
9-2-79	L	0-10	at Denver	74,788
9-9-79	L	24-51	at Buffalo	43,504
9-16-79	L	14-20	NEW ENGLAND	41,805
9-23-79	L	27-30 (OT)	HOUSTON	45,615
9-30-79	L	13-38	at Dallas	63,179
10-7-79	L	7-10	KANSAS CITY	40,041
10-14-79	W	34-10	PITTSBURGH	52,381
10-21-79	L	27-28	at Cleveland	75,119
10-28-79	W	37-13	PHILADELPHIA	42,036
11-4-79	L	28-38	at Baltimore	37,740
11-11-79	L	24-26	SAN DIEGO	40,782
11-18-79	L	21-42	at Houston	49,829
11-25-79	W	34-28	ST. LOUIS	25,103
12-2-79	L	17-37	at Pittsburgh	46,521
12-9-79	L	14-28	at Washington	52,882
12-16-79	W	16-12	CLEVELAND	42,183

TEAM STATISTICS	BENGALS	OPPONENTS
TOTAL FIRST DOWNS	289	334
Rushing	138	133
Passing	131	175
Penalty	20	26
3rd Down: Made-Att.	—	—
3rd Down Pct.	—	—
4th Down: Made-Att.	—	—
4th Down Pct.	—	—
POSSESSION AVG.	30:48	29:12
TOTAL NET YARDS	4639	5911
Avg. Per Game	289.9	369.4
Total Plays	1049	1052
Avg. Per Play	4.4	5.6
NET YARDS RUSHING	2329	2219
Avg. Per Game	145.6	138.7
Total Rushes	560	528
NET YARDS PASSING	2310	3692
Avg. Per Game	144.4	230.8
Sacked-Yards Lost	63-511	32-216
Gross Yards	2821	3908
Att.-Completions	426-228	492-275
Completion Pct.	53.5	55.9
Had Intercepted	15	20
PUNTS-AVG.	91-40.4	71-39.6
Net Punting Avg.	34.2	33.5
PENALTIES-YARDS	88-744	101-871
FUMBLES-BALLS LOST	24-14	39-24
TOUCHDOWNS	43	52
Rushing	23	22
Passing	17	27
Returns	3	3

SCORE BY PERIODS	1	2	3	4	OT	PTS
BENGALS	83	115	75	64	0	337
OPPONENTS	57	140	106	115	3	421

SCORING	TD	TD-R	TD-P	TD-Rt	PAT	FG	S	PTS
Pete Johnson	15	14	1	0	—	—	0	90
Chris Bahr	0	0	0	0	40-42	13-23	0	79
Isaac Curtis	8	0	8	0	—	—	0	48
Jack Thompson	5	5	0	0	—	—	0	30
Don Bass	3	0	3	0	—	—	0	18
Ken Anderson	2	2	0	0	—	—	0	12
Archie Griffin	2	0	2	0	—	—	0	12
Charles Alexander	1	1	0	0	—	—	0	6
Billy Brooks	1	0	1	0	—	—	0	6
Ray Griffin	1	0	0	1	—	—	0	6
Howie Kurnick	1	0	0	1	—	—	0	6
Jim LeClair	1	0	0	1	—	—	0	6
Dan Ross	1	0	1	0	—	—	0	6
Deacon Turner	1	1	0	0	—	—	0	6
Rick Walker	1	0	1	0	—	—	0	6
BENGALS	43	23	17	3	40-43	13-23	0	337
OPPONENTS	52	22	27	3	49-52	20-27	0	421

Two-point conversions: (NA).

PASSING	ATT	CMP	YDS	CMP%	YDS/ATT	TD	TD%	INT	INT%	LG	SKD-YDS	RAT
Ken Anderson	339	189	2340	55.8	6.90	16	4.7	10	2.9	73t	46-324	80.7
Jack Thompson	87	39	481	44.8	5.53	1	1.1	5	5.7	50	16-178	42.4
Steve Kreider	0	0	0	—	—	0	—	0	—	—	—	—
BENGALS	426	228	2821	53.5	6.62	17	4.0	15	3.5	73t	63-511	72.9
OPPONENTS	492	275	3908	55.9	7.94	27	5.5	20	4.1	59	32-216	83.1

RUSHING	ATT	YDS	AVG	LG	TD
Pete Johnson	243	865	3.6	35t	14
Archie Griffin	140	688	4.9	63	0
Charles Alexander	88	286	3.3	17	1
Ken Anderson	28	235	8.4	21	2
Jack Thompson	21	116	5.5	21	5
Deacon Turner	28	86	3.1	10	1
Don Bass	4	35	8.8	14	0
Pat McNally	1	18	18.0	18	0
Tom Dinkel	2	14	7.0	9	0
Steve Kreider	2	0	0.0	0	0
Nathan Poole	1	-3	-3.0	-3	0
Isaac Curtis	2	-11	-5.5	-4	0
BENGALS	560	2329	4.2	63	23
OPPONENTS	528	2219	4.2	36	22

RECEIVING	REC	YDS	AVG	LG	TD
Don Bass	58	724	12.5	50	3
Archie Griffin	43	417	9.7	52t	2
Dan Ross	41	516	12.6	41	1
Isaac Curtis	32	605	18.9	67t	8
Pete Johnson	24	154	6.4	15t	1
Charles Alexander	11	91	8.3	13	0
Billy Brooks	8	214	26.8	73t	1
Jim Corbett	3	34	11.3	15	0
Steve Kreider	3	20	6.7	8	0
Deacon Turner	2	18	9.0	10	0
Pat McNally	1	24	24.0	24	0
Rick Walker	1	14	14.0	14t	1
Nathan Poole	1	-10	-10.0	-10	0
BENGALS	228	2821	12.4	73t	17
OPPONENTS	275	3908	14.2	59	27

INTERCEPTIONS	NO	YDS	AVG	LG	TD
Dick Jauron	6	41	6.8	12	0
Ray Griffin	4	167	41.8	96t	1
Marvin Cobb	3	19	6.3	14	0
Reggie Williams	2	5	2.5	3	0
Jim Browner	1	15	15.0	15	0
Scott Perry	1	11	11.0	11	0
Wilson Whitley	1	2	2.0	2	0
Jim LeClair	1	0	0.0	0	0
Ken Riley	1	0	0.0	0	0
BENGALS	20	260	13.0	96t	1
OPPONENTS	15	305	20.3	68	2

PUNTING	NO	YDS	AVG	NET	TB	IN-20	LG	BLK
Pat McNally	89	3678	41.3	34.2	12	19	61	2
BENGALS	91	3678	40.4	34.2	12	19	61	2
OPPONENTS	71	2812	39.6	33.5	6	18	56	0

PUNT RETURNS	NO	FC	YDS	AVG	LG	TD
Vaughn Lusby	32	4	260	8.1	40	0
Mike Levenseller	8	2	46	5.8	21	0
Scott Burk	1	1	0	0.0	0	0
Dick Jauron	1	2	10	10.0	10	0
BENGALS	42	9	316	7.5	40	0
OPPONENTS	48	—	325	6.8	—	0

KICKOFF RETURNS	NO	YDS	AVG	LG	TD
Deacon Turner	55	1149	20.9	36	0
Nathan Poole	7	128	18.3	24	0
Vaughn Lusby	6	92	15.3	28	0
Jim Browner	6	87	14.5	26	0
Howie Kurnick	4	60	15.0	20	0
Ross Browner	2	29	14.5	15	0
Ray Griffin	1	15	15.0	15	0
BENGALS	81	1560	19.3	36	0
OPPONENTS	63	1258	20.0	—	0

FIELD GOALS	1-19	20-29	30-39	40-49	50+
Chris Bahr	0-0	4-6	3-7	4-8	2-2
BENGALS	0-0	4-6	3-7	4-8	2-2

Chris Bahr: (—), (24G), (37N), (48N, 55G, 32N, 52G), (48G, 38G), (43N), (49N), (25N), (24G, 24G, 43G), (38N), (28G), (—), (38G, 33G, 27N), (37N, 46G), (—), (43G, 46N).

USUAL STARTERS

OFFENSE		DEFENSE	
WR	Don Bass	LDE	Gary Burley
LOT	Mike Wilson	LDT	Eddie Edwards
LG	Glenn Bujnoch	RDT	Wilson Whitley
C	Blair Bush	RDE	Ross Browner
RG	Dave Lapham	LLB	Bo Harris
ROT	Vernon Holland	MLB	Jim LeClair
TE	Dan Ross	RLB	Reggie Williams
WR	Isaac Curtis	LCB	Louis Breeden
QB	Ken Anderson	RCB	Ken Riley
HB	Archie Griffin	SS	Marvin Cobb
FB	Pete Johnson	FS	Dick Jauron

DEFENSE**	ST	AT	TT	SKS-YDS	INT-YDS	PD	FF	FR-YDS
Jim LeClair	92	46	138	0-0	1-0	5	0	1-27
Reggie Williams	66	25	91	3-16	2-5	5	2	1-0
Bo Harris	59	18	77	4-33	0-0	4	1	0-0
Dick Jauron	55	18	73	0-0	6-41	5	2	3-0
Marvin Cobb	50	17	67	0-0	3-19	7	0	0-0
Gary Burley	56	10	66	5-40	0-0	2	0	0-0
Ross Browner	48	16	64	6-36.5	0-0	2	1	2-0
Jim Browner	48	13	61	0-0	1-15	4	2	1-0
Eddie Edwards	40	15	55	4.5-40	0-0	2	0	2-0
Wilson Whitley	32	11	43	3.5-19.5	1-2	3	1	2-0
Ken Riley	33	9	42	0-0	1-0	13	0	3-31
Tom Dinkel	31	11	42	1-1	0-0	1	0	0-0
Glenn Cameron	29	12	41	0-0	0-0	1	0	0-0
Scott Perry	23	9	32	0-0	1-11	3	0	0-0
Ray Griffin	30	1	31	0-0	4-167	6	0	1-0
Mike White	20	8	28	2-16	0-0	0	0	0-0
Louis Breeden	17	5	22	0-0	0-0	5	0	0-0
Mack Mitchell	13	7	20	3-14	0-0	1	0	0-0
Tom Ruud	14	5	19	0-0	0-0	0	0	0-0
Howie Kurnick	16	1	17	0-0	0-0	0	2	2-38
Mike Levenseller	14	2	16	0-0	0-0	0	0	2-0
Vaughn Lusby	11	1	12	0-0	0-0	0	1	2-0
Scott Burk	4	1	5	0-0	0-0	0	0	1-0
Nathan Poole	4	1	5	0-0	0-0	0	0	1-0
Jim Corbett	3	0	3	0-0	0-0	0	0	0-0
Rick Walker	3	0	3	0-0	0-0	0	0	0-0
Mike Wilson	2	0	2	0-0	0-0	0	0	0-0
Charles Alexander	1	0	1	0-0	0-0	0	0	0-0
Chris Bahr	1	0	1	0-0	0-0	0	0	0-0
Blair Bush	1	0	1	0-0	0-0	0	0	0-0
Isaac Curtis	1	0	1	0-0	0-0	0	0	0-0
Pete Johnson	1	0	1	0-0	0-0	0	0	0-0
Dave Lapham	1	0	1	0-0	0-0	0	0	0-0
Max Montoya	1	0	1	0-0	0-0	0	0	0-0

BLOCKED KICKS	BP	BFG	BXP
Gary Burley	0	1	0
Marvin Cobb	0	1	0

* NOTE: The two-point conversion was not instituted in the NFL until 1994.

** NOTE: It was not standard practice to separate the three types of defensive statistics — defense, special teams and miscellaneous — until 1988. Thus, the defensive statistics listed above include the combined totals of all three types. All defensive statistics above are press box statistics produced at the games.

1980 STATISTICS

RECORD: 6-10-0

HEAD COACH: FORREST GREGG

DATE	W-L	SCORE	OPPONENT	ATTENDANCE
9-7-80	L	12-17	TAMPA BAY	43,211
9-14-80	L	16-17	at Miami	38,322
9-21-80	W	30-28	PITTSBURGH	52,490
9-28-80	L	10-13	HOUSTON	50,413
10-5-80	L	9-14	at Green Bay	55,006
10-12-80	W	17-16	at Pittsburgh	53,668
10-19-80	W	14-0	MINNESOTA	44,487
10-26-80	L	3-23	at Houston	49,189
11-2-80	L	14-31	SAN DIEGO	46,406
11-9-80	L	17-28	at Oakland	44,132
11-16-80	L	0-14	BUFFALO	40,836
11-23-80	L	7-31	at Cleveland	79,253
11-30-80	W	20-6	at Kansas City	41,594
12-7-80	W	34-33	BALTIMORE	35,651
12-14-80	W	17-14 (OT)	at Chicago	48,808
12-21-80	L	24-27	CLEVELAND	50,058

TEAM STATISTICS	BENGALS	OPPONENTS
TOTAL FIRST DOWNS	283	286
Rushing	111	111
Passing	147	154
Penalty	25	21
3rd Down: Made-Att.	—	—
3rd Down Pct.	—	—
4th Down: Made-Att.	—	—
4th Down Pct.	—	—
POSSESSION AVG.	30:57	29:03
TOTAL NET YARDS	4884	4804
Avg. Per Game	305.3	300.3
Total Plays	1060	995
Avg. Per Play	4.6	4.8
NET YARDS RUSHING	2069	1680
Avg. Per Game	129.3	105.0
Total Rushes	513	469
NET YARDS PASSING	2815	3124
Avg. Per Game	175.9	195.3
Sacked-Yards Lost	37-287	35-302
Gross Yards	3102	3426
Att.-Completions	510-281	491-284
Completion Pct.	55.1	57.8
Had Intercepted	25	20
PUNTS-AVG.	87-39.7	72-38.5
Net Punting Avg.	31.3	33.3
PENALTIES-YARDS	118-949	106-809
FUMBLES-BALLS LOST	22-8	44-22
TOUCHDOWNS	28	38
Rushing	9	13
Passing	17	22
Returns	2	3

SCORE BY PERIODS	1	2	3	4	OT	PTS
BENGALS	80	65	30	66	3	244
OPPONENTS	17	109	85	101	0	312

SCORING	TD	TD-R	TD-P	TD-Rt	PAT	FG	S	PTS
Ian Sunter	0	0	0	0	15-15	11-20	0	48
Pete Johnson	7	6	1	0	—	—	0	42
Don Bass	6	0	6	0	—	—	0	36
Dan Ross	4	0	4	0	—	—	0	24
Jim Breech	0	0	0	0	11-12	4-7	0	23
Isaac Curtis	3	0	3	0	—	—	0	18
Charles Alexander	2	2	0	0	—	—	0	12
Ray Griffin	2	0	0	2	—	—	0	12
Pat McNally	2	0	2	0	—	—	0	12
Jack Thompson	1	1	0	0	—	—	0	6
Deacon Turner	1	0	1	0	—	—	0	6
Reggie Williams	0	0	0	0	—	—	1	2
Sandro Vitiello	0	0	0	0	1-1	0-2	0	1
(team)	—	—	—	—	—	—	1	2
BENGALS	28	9	17	2	27-28	15-29	2	244
OPPONENTS	38	13	22	3	36-38	16-27	0	312

Two-point conversions: (NA)*.

RUSHING	ATT	YDS	AVG	LG	TD
Pete Johnson	186	747	4.0	57t	6
Charles Alexander	169	702	4.2	37	2
Archie Griffin	85	260	3.1	14	0
Deacon Turner	30	130	4.3	24	0
Ken Anderson	16	122	7.6	20	0
Jack Thompson	18	84	4.7	15	1
Cleotha Montgomery	1	12	12.0	12	0
Mike Levenseller	1	6	6.0	6	0
Nathan Poole	5	6	1.2	7	0
M.L. Harris	1	0	0.0	0	0
Pat McNally	1	0	0.0	0	0
BENGALS	513	2069	4.0	57t	9
OPPONENTS	469	1680	3.6	55t	13

RECEIVING	REC	YDS	AVG	LG	TD
Dan Ross	56	724	12.9	37	4
Isaac Curtis	43	610	14.2	67t	3
Charles Alexander	36	192	5.3	23	0
Don Bass	32	409	12.8	55t	6
Archie Griffin	28	196	7.0	19	0
Pete Johnson	21	172	8.2	28t	1
Pat McNally	18	269	14.9	59t	2
Steve Kreider	17	272	16.0	30	0
Deacon Turner	12	73	6.1	15t	1
M.L. Harris	10	137	13.7	26	0
Jim Corbett	3	28	9.3	12	0
Mike Levenseller	2	30	15.0	22	0
Nathan Poole	2	-4	-2.0	3	0
Anthony Munoz	1	-6	-6.0	-6	0
BENGALS	281	3102	11.0	67t	17
OPPONENTS	284	3426	12.1	68t	22

INTERCEPTIONS	NO	YDS	AVG	LG	TD
Louis Breeden	7	91	13.0	29	0
Glenn Cameron	3	43	14.3	27	0
Ken Riley	3	9	3.0	9	0
Ray Griffin	2	80	40.0	52t	2
Reggie Williams	2	8	4.0	8	0
Dick Jauron	1	11	11.0	11	0
Bryan Hicks	1	8	8.0	8	0
Greg Bright	1	5	5.0	5	0
BENGALS	20	255	12.8	52t	2
OPPONENTS	25	351	14.0	47	0

PUNTING	NO	YDS	AVG	NET	TB	IN-20	LG	BLK
Pat McNally	83	3390	40.8	31.5	12	21	61	2
Jim Breech	2	67	33.5	22.5	1	1	37	0
BENGALS	87	3457	39.7	31.3	13	22	61	2
OPPONENTS	72	2773	38.5	33.3	6	16	57	0

PUNT RETURNS	NO	FC	YDS	AVG	LG	TD
Cleotha Montgomery	31	7	223	7.2	42	0
Jo-Jo Heath	6	1	29	4.8	11	0
Greg Bright	1	0	0	0.0	0	0
Reggie Williams	1	0	0	0.0	0	0
BENGALS	39	8	252	6.5	42	0
OPPONENTS	46	—	478	10.4	—	0

KICKOFF RETURNS	NO	YDS	AVG	LG	TD
Cleotha Montgomery	44	843	19.2	40	0
Deacon Turner	9	173	19.2	31	0
Bryan Hicks	5	87	17.4	21	0
Jo-Jo Heath	3	51	17.0	21	0
Steve Kreider	1	19	19.0	19	0
Jim Browner	2	10	5.0	10	0
Nathan Poole	1	8	8.0	8	0
Ron Simpkins	3	8	2.7	8	0
BENGALS	68	1199	17.6	40	0
OPPONENTS	57	1180	20.7	—	1

FIELD GOALS	1-19	20-29	30-39	40-49	50+
Ian Sunter	0-0	7-7	3-7	1-5	0-1
Jim Breech	0-0	2-2	1-2	1-3	0-0
Sandro Vitiello	0-0	0-0	0-2	0-0	0-0
BENGALS	0-0	9-9	4-11	2-8	0-1

Ian Sunter: (35G), (48N, 46N), (32N, 21G, 42G, 27G), (26G), (20G, 31G, 34G), (24G, 52N, 38N), (33N), (23G, 43N), (35N), (29G, 43N), (—), (—), (—), (—), (—), (—).

Sandro Vitiello: (—), (—), (—), (—), (—), (—), (—), (—), (—), (—), (—), (30B, 33N), (—), (—), (—), (—).

Jim Breech: (—), (—), (—), (—), (—), (—), (—), (—), (—), (—), (—), (—), (47N), (21G, 32G), (28G, 45N), (33N, 42G).

PASSING	ATT	CMP	YDS	CMP%	YDS/ATT	TD	TD%	INT	INT%	LG	SKD-YDS	RAT
Ken Anderson	275	166	1778	60.4	6.47	6	2.2	13	4.7	67t	24-174	66.9
Jack Thompson	234	115	1324	49.1	5.66	11	4.7	12	5.1	59t	13-113	60.9
Steve Kreider	1	0	0	0.0	0.00	0	0.0	0	0.0	—	0-0	39.6
BENGALS	510	281	3102	55.1	6.08	17	3.3	25	4.9	67t	37-287	64.0
OPPONENTS	491	284	3426	57.8	6.98	22	4.5	20	4.1	68t	35-302	77.3

USUAL STARTERS

OFFENSE		DEFENSE	
WR	Don Bass	LDE	Eddie Edwards
LOT	Anthony Munoz	NT	Wilson Whitley
LG	Glenn Bujnoch	RDE	Ross Browner
C	Blair Bush	LOLB	Tom Dinkel
RG	Max Montoya		Bo Harris
ROT	Mike Wilson	LILB	Jim LeClair
TE	Dan Ross	RILB	Glenn Cameron
WR	Isaac Curtis	ROLB	Reggie Williams
QB	Ken Anderson	LCB	Ray Griffin
HB	Charles Alexander,	RCB	Ken Riley
	Archie Griffin	SS	Greg Bright
FB	Pete Johnson,	FS	Dick Jauron
	Charles Alexander		

DEFENSE**	ST	AT	TT	SKS-YDS	INT-YDS	PD	FF	FR-YDS
Jim LeClair	74	24	98	0-0	0-0	7	0	1-0
Glenn Cameron	74	12	86	0-0	3-43	2	2	1-0
Reggie Williams	64	16	80	2-22	2-8	3	0	1-0
Tom Dinkel	49	14	63	1-11	0-0	2	0	3-0
Ray Griffin	50	8	58	0-0	2-80	8	1	2-14
Ross Browner	47	11	58	8-74	0-0	5	0	1-0
Bo Harris	44	11	55	2-11	0-0	3	2	2-15
Ken Riley	51	3	54	0-0	3-9	14	0	1-0
Bryan Hicks	46	6	52	1-10	1-8	4	1	1-0
Dick Jauron	40	9	49	0-0	1-11	3	1	1-0
Greg Bright	37	10	47	1-10	1-5	2	1	3-0
Eddie Edwards	42	1	43	12-105	0-0	1	0	1-0
Louis Breeden	38	0	38	0-0	7-91	12	0	0-0
Ron Simpkins	26	10	36	1-0	0-0	2	1	1-0
Wilson Whitley	25	7	32	2-16	0-0	0	0	0-0
Rick Razzano	11	4	15	0-0	0-0	0	0	1-0
Nathan Poole	10	1	11	0-0	0-0	0	1	1-0
Mike St. Clair	10	1	11	5-43	0-0	0	0	0-0
Gary Burley	9	0	9	0-0	0-0	1	0	0-0
Mike Levenseller	7	1	8	0-0	0-0	0	0	0-0
M.L. Harris	7	0	7	0-0	0-0	0	0	0-0
Mike White	6	1	7	0-0	0-0	0	0	0-0
Andrew Melontree	6	0	6	0-0	0-0	0	0	1-0
Blair Bush	4	1	5	0-0	0-0	0	0	0-0
Rod Horn	3	1	4	0-0	0-0	1	0	0-0
Jo-Jo Heath	3	0	3	0-0	0-0	1	0	0-0
Mike Wilson	3	0	3	0-0	0-0	0	0	0-0
Shafer Suggs	2	1	3	0-0	0-0	0	0	0-0
Jim Breech	2	0	2	0-0	0-0	0	0	0-0
Jim Browner	2	0	2	0-0	0-0	1	0	0-0
Bill Glass	2	0	2	0-0	0-0	0	0	0-0
Blake Moore	2	0	2	0-0	0-0	0	0	0-0
Anthony Munoz	2	0	2	0-0	0-0	0	0	0-0
Dan Ross	2	0	2	0-0	0-0	0	0	0-0
Charles Alexander	1	0	1	0-0	0-0	0	0	0-0
Glenn Bujnoch	1	0	1	0-0	0-0	0	0	0-0
Jim Corbett	1	0	1	0-0	0-0	0	0	0-0
Isaac Curtis	1	0	1	0-0	0-0	0	0	0-0
Archie Griffin	1	0	1	0-0	0-0	0	0	0-0
Dave Lapham	1	0	1	0-0	0-0	0	0	0-0
Cleotha Montgomery	1	0	1	0-0	0-0	0	0	0-0
Max Montoya	1	0	1	0-0	0-0	0	0	0-0
Jack Thompson	1	0	1	0-0	0-0	0	0	0-0

BLOCKED KICKS	BP	BFG	BXP
Bill Glass	0	1	0
Mike White	0	1	1

1981 STATISTICS

RECORD: 12-4-0

HEAD COACH: FORREST GREGG

(BENGALS WON AFC CENTRAL DIVISION; SEE POSTSEASON PORTION OF TEAM HISTORY SECTION FOR POSTSEASON STATS)

DATE	W-L	SCORE	OPPONENT	ATTENDANCE
9-6-81	W	27-21	SEATTLE	41,177
9-13-81	W	31-30	at N.Y. Jets	49,454
9-20-81	L	17-20	CLEVELAND	52,170
9-27-81	W	27-24 (OT)	BUFFALO	46,418
10-4-81	L	10-17	at Houston	44,350
10-11-81	W	41-19	at Baltimore	33,060
10-18-81	W	34-7	PITTSBURGH	57,090
10-25-81	L	7-17	at New Orleans	46,336
11-1-81	W	34-21	HOUSTON	54,736
11-8-81	W	40-17	at San Diego	51,259
11-15-81	W	24-10	LOS ANGELES	56,836
11-22-81	W	38-21	DENVER	57,207
11-29-81	W	41-21	at Cleveland	75,186
12-6-81	L	3-21	SAN FRANCISCO	56,796
12-13-81	W	17-10	at Pittsburgh	50,623
12-20-81	W	30-28	at Atlanta	35,972

TEAM STATISTICS	BENGALS	OPPONENTS
TOTAL FIRST DOWNS	361	324
Rushing	124	126
Passing	210	167
Penalty	27	31
3rd Down: Made-Att	100-221	96-226
3rd Down Pct.	45.2	42.5
4th Down: Made-Att	—	—
4th Down Pct.	—	—
POSSESSION AVG.	30:52	29:08
TOTAL NET YARDS	5968	5289
Avg. Per Game	373.0	330.6
Total Plays	1078	1055
Avg. Per Play	5.5	5.0
NET YARDS RUSHING	1973	1881
Avg. Per Game	123.3	117.6
Total Rushes	493	465
NET YARDS PASSING	3995	3408
Avg. Per Game	249.7	213.0
Sacked-Yards Lost	35-205	42-349
Gross Yards	4200	3757
Att.-Completions	550-332	548-316
Completion Pct.	60.4	57.7
Had Intercepted	12	19
PUNTS-AVG.	73-44.8	81-40.3
Net Punting Avg.	36.1	34.1
PENALTIES-YARDS	109-896	104-787
FUMBLES-BALLS LOST	25-12	32-18
TOUCHDOWNS	51	38
Rushing	19	12
Passing	30	24
Returns	2	2

SCORE BY PERIODS	1	2	3	4	OT	PTS
BENGALS	74	150	58	136	3	421
OPPONENTS	38	111	17	138	0	304

SCORING	TD	TD-R	TD-P	TD-Rt	PAT	FG	S	PTS
Jim Breech	0	0	0	0	49-51	22-32	0	115
Pete Johnson	16	12	4	0	—	—	0	96
Cris Collinsworth	8	0	8	0	—	—	0	48
Steve Kreider	5	0	5	0	—	—	0	30
Dan Ross	5	0	5	0	—	—	0	30
Archie Griffin	4	3	1	0	—	—	0	24
Charles Alexander	3	2	1	0	—	—	0	18
Isaac Curtis	2	0	2	0	—	—	0	12
M.L. Harris	2	0	2	0	—	—	0	12
David Verser	2	0	2	0	—	—	0	12
Ken Anderson	1	1	0	0	—	—	0	6
Louis Breeden	1	0	0	1	—	—	0	6
Jim Hargrove	1	1	0	0	—	—	0	6
Mike St. Clair	1	0	0	1	—	—	0	6
BENGALS	51	19	30	2	49-51	22-32	0	421
OPPONENTS	38	12	24	2	38-38	12-21	1	304

Two-point conversions: (NA)

PASSING	ATT	CMP	YDS	CMP%	YDS/ATT	TD	TD%	INT	INT%	LG	SKD-YDS	RAT
Ken Anderson	479	300	3754	62.6	7.84	29	6.1	10	2.1	74t	25-140	98.4
Jack Thompson	49	21	267	42.9	5.45	1	2.0	2	4.1	21	7-61	50.3
Turk Schonert	19	10	166	52.6	8.74	0	0.0	0	0.0	36	3-4	82.3
Steve Kreider	3	1	13	33.3	4.33	0	0.0	0	0.0	13	0-0	47.9
BENGALS	550	332	4200	60.4	7.64	30	5.5	12	2.2	74t	35-205	93.3
OPPONENTS	548	316	3757	57.7	6.86	24	4.4	19	3.5	65t	42-349	78.9

RUSHING	ATT	YDS	AVG	LG	TD
Pete Johnson	274	1077	3.9	39t	12
Ken Anderson	46	320	7.0	25	1
Charles Alexander	98	292	3.0	16	2
Archie Griffin	47	163	3.5	23	3
Jim Hargrove	16	66	4.1	27	1
Turk Schonert	7	41	5.9	19	1
Steve Kreider	1	21	21.0	21	0
David Verser	2	11	5.5	9	0
Don Bass	1	9	9.0	9	0
Pat McInally	1	-27	-27.0	-27	0
BENGALS	493	1973	4.0	39t	19
OPPONENTS	465	1881	4.0	43	12

RECEIVING	REC	YDS	AVG	LG	TD
Dan Ross	71	910	12.8	37	5
Cris Collinsworth	67	1009	15.1	74t	8
Pete Johnson	46	320	7.0	33	4
Isaac Curtis	37	609	16.5	68	2
Steve Kreider	37	520	14.1	46	5
Charles Alexander	28	262	9.4	65t	1
Archie Griffin	20	160	8.0	17	1
M.L. Harris	13	181	13.9	42	2
David Verser	6	161	26.8	73t	2
Pat McInally	6	68	11.3	20	0
Jim Hargrove	1	0	0.0	0	0
BENGALS	332	4200	12.7	74t	30
OPPONENTS	316	3757	11.9	65t	24

INTERCEPTIONS	NO	YDS	AVG	LG	TD
Ken Riley	5	6	1.2	6	0
Louis Breeden	4	145	36.3	102t	1
Reggie Williams	4	33	8.3	14	0
Bo Harris	2	92	46.0	49	0
Mike Fuller	1	31	31.0	31	0
Rick Razzano	1	11	11.0	11	0
Glenn Cameron	1	0	0.0	0	0
Jim LeClair	1	0	0.0	0	0
BENGALS	19	318	16.7	102t	1
OPPONENTS	12	143	11.9	38	1

PUNTING	NO	YDS	AVG	NET	TB	IN-20	LG	BLK
Pat McInally	72	3272	45.4	36.1	11	17	62	1
BENGALS	73	3272	44.8	36.1	11	17	62	1
OPPONENTS	81	3266	40.3	34.1	15	20	66	0

PUNT RETURNS	NO	FC	YDS	AVG	LG	TD
Mike Fuller	23	13	177	7.7	34	0
John Simmons	5	6	24	4.8	11	0
Bryan Hicks	1	0	4	4.0	4	0
BENGALS	29	19	205	7.1	34	0
OPPONENTS	42	—	416	9.9	—	0

KICKOFF RETURNS	NO	YDS	AVG	LG	TD
David Verser	29	691	23.8	78	0
Clarence Chapman	8	171	21.4	29	0
Archie Griffin	6	119	19.8	28	0
Mike Fuller	1	34	34.0	34	0
Ray Griffin	2	31	15.5	17	0
John Simmons	1	10	10.0	10	0
Tom Dinkel	1	0	0.0	0	0
Bobby Kemp	1	0	0.0	0	0
Rick Razzano	0f	0	—	—	0
BENGALS	49	1056	21.6	78	0
OPPONENTS	80	1612	20.2	96t	1

FIELD GOALS	1-19	20-29	30-39	40-49	50+
Jim Breech	0-0	9-11	7-9	5-11	1-1
BENGALS	0-0	9-11	7-9	5-11	1-1

Jim Breech: (25G, 40G, 43N), (25N, 44G), (42B, 29N, 21G), (23G, 28G), (45G, 36N, 48N), (38G, 24G), (27G, 23G), (—), (30G, 51G), (43G, 33G), (37G), (38G, 46N, 48N), (—), (30G), (38G, 41N), (39N, 29G, 20G, 45G).

USUAL STARTERS

OFFENSE		DEFENSE	
WR	Cris Collinsworth	LDE	Eddie Edwards
LOT	Anthony Munoz	NT	Wilson Whitley
LG	Dave Lapham	RDE	Ross Browner
C	Blair Bush	LOLB	Bo Harris
RG	Max Montoya	LILB	Jim LeClair
ROT	Mike Wilson	RILB	Glenn Cameron
TE	Dan Ross	ROLB	Reggie Williams
WR	Isaac Curtis	LCB	Louis Breeden
QB	Ken Anderson	RCB	Ken Riley
HB	Charles Alexander	SS	Bobby Kemp
FB	Pete Johnson	FS	Bryan Hicks

DEFENSE**	ST	AT	TT	SKS-YDS	INT-YDS	PD	FF	FR-YDS
Jim LeClair	81	31	112	1-10	1-0	7	0	1-0
Reggie Williams	83	23	106	11-90	4-33	3	3	3-0
Glenn Cameron	76	20	96	0-0	1-0	7	3	0-0
Bo Harris	69	20	89	2-11	2-92	5	0	2-3
Louis Breeden	67	13	80	0-0	4-145	12	1	1-10
Bryan Hicks	53	22	75	0-0	0-0	8	1	2-3
Bobby Kemp	53	17	70	1-6	0-0	8	2	0-0
Ross Browner	47	11	58	9-80	0-0	2	2	1-0
Eddie Edwards	36	11	47	10-89	0-0	2	1	0-0
Ken Riley	38	5	43	0-0	5-6	14	1	1-0
Rick Razzano	31	10	41	0-0	1-11	0	2	0-0
Wilson Whitley	23	8	31	2-12	0-0	0	0	0-0
Tom Dinkel	24	4	28	0-0	0-0	0	0	0-0
John Simmons	20	3	23	0-0	0-0	2	0	0-0
Rod Horn	18	5	23	0-0	0-0	0	0	1-0
Mike St. Clair	17	4	21	3-24	0-0	2	0	1-12
Guy Frazier	14	7	21	0-0	0-0	2	0	0-0
Ray Griffin	13	6	19	0-0	0-0	4	1	1-0
Mike Fuller	13	5	18	0-0	1-31	2	0	1-0
Gary Burley	11	3	14	2-26	0-0	0	0	0-0
Jeff Schuh	11	3	14	0-0	0-0	0	0	1-0
Oliver Davis	9	1	10	0-0	0-0	0	0	0-0
Blair Bush	7	2	9	0-0	0-0	0	0	0-0
Clarence Chapman	7	2	9	0-0	0-0	1	0	0-0
Steve Kreider	6	1	7	0-0	0-0	0	0	0-0
David Verser	6	1	7	0-0	0-0	0	0	0-0
Jim Hargrove	5	1	6	0-0	0-0	0	0	0-0
M.L. Harris	5	1	6	0-0	0-0	0	0	0-0
Greg Bright	3	1	4	0-0	0-0	0	0	0-0
Charles Alexander	2	0	2	0-0	0-0	0	0	0-0
Ken Anderson	2	0	2	0-0	0-0	0	0	0-0
Jim Breech	2	0	2	0-0	0-0	0	0	0-0
Dave Lapham	2	0	2	0-0	0-0	0	0	0-0
Anthony Munoz	2	0	2	0-0	0-0	0	0	0-0
Pat McInally	1	0	1	0-0	0-0	0	0	0-0
Dan Ross	1	0	1	0-0	0-0	0	0	0-0
Mike Wilson	1	0	1	0-0	0-0	0	0	0-0
Don Bass	0	0	0	0-0	0-0	0	0	1-0
(team)	—	—	—	1-1	—	—	—	—

BLOCKED KICKS	BP	BFG	BXP
(none)	0	0	0

* NOTE: The two-point conversion was not instituted in the NFL until 1994.

** NOTE: It was not standard practice to separate the three types of defensive statistics — defense, special teams and miscellaneous — until 1988. Thus, the defensive statistics listed above include the combined totals of all three types. All defensive statistics above are press box statistics produced at the games.

1982 STATISTICS

RECORD: 7-2-0

HEAD COACH: FORREST GREGG

(BENGALS WERE SUPER BOWL TOURNAMENT QUALIFIER;
SEE POSTSEASON PORTION OF TEAM HISTORY
SECTION FOR POSTSEASON STATS)

DATE	W-L	SCORE	OPPONENT	ATTENDANCE
9-12-82	W	27-6	HOUSTON	52,268
9-19-82	L	20-26 (OT)	at Pittsburgh	53,973
— PLAYERS' STRIKE BEGINS, SEPT. 20 —				
9-27-82	—	—	at Cleveland	CANCELED
10-3-82	—	—	MIAMI	CANCELED
10-10-82	—	—	at New England	CANCELED
10-17-82	—	—	at N.Y. Giants	CANCELED
10-24-82	—	—	DALLAS	CANCELED
10-31-82	—	—	PITTSBURGH	CANCELED
11-7-82	—	—	WASHINGTON	CANCELED
11-14-82	—	—	at Houston	RESCHEDULED
— PLAYERS' STRIKE ENDS AT 57 DAYS, NOV. 17 —				
11-21-82	W	18-14	at Philadelphia	65,172
11-28-82	W	31-17	L.A. RAIDERS	53,330
12-5-82	W	20-17	at Baltimore	23,598
12-12-82	W	23-10	CLEVELAND	54,305
12-20-82	L	34-50	at San Diego	51,296
12-26-82	W	24-10	SEATTLE	55,330
1-2-83	W	35-27	at Houston	26,522

TEAM STATISTICS	BENGALS	OPPONENTS
TOTAL FIRST DOWNS	207	170
Rushing	63	61
Passing	123	102
Penalty	21	7
3rd Down: Made-Att.	66-122	35-104
3rd Down Pct.	54.1	33.7
4th Down: Made-Att.	2-3	9-13
4th Down Pct.	66.7	69.2
POSSESSION AVG.	33:26	26:34
TOTAL NET YARDS	3288	2893
Avg. Per Game	365.3	321.4
Total Plays	606	551
Avg. Per Play	5.4	5.3
NET YARDS RUSHING	949	850
Avg. Per Game	105.4	94.4
Total Rushes	269	223
NET YARDS PASSING	2339	2043
Avg. Per Game	259.9	227.0
Sacked-Yards Lost	27-162	22-207
Gross Yards	2501	2250
Att.-Completions	310-219	306-187
Completion Pct.	70.6	61.1
Had Intercepted	9	14
PUNTS-AVG.	31-38.7	37-40.1
Net Punting Avg.	34.0	34.3
PENALTY-YARDS	56-475	64-551
FUMBLES-BALLS LOST	12-7	19-6
TOUCHDOWNS	27	21
Rushing	13	8
Passing	12	12
Returns	2	1

SCORE BY PERIODS	1	2	3	4	OT	PTS
BENGALS	48	76	62	46	0	232
OPPONENTS	24	42	51	54	6	177

SCORING	TD	TD-R	TD-P	TD-Rt	PAT	FG	S	PTS
Jim Breech	0	0	0	0	25-26	14-18	0	67
Pete Johnson	7	7	0	0	—	—	0	42
Ken Anderson	4	4	0	0	—	—	0	24
M.L. Harris	3	0	3	0	—	—	0	18
Dan Ross	3	0	3	0	—	—	0	18
Charles Alexander	2	1	1	0	—	—	0	12
Steve Kreider	1	0	1	0	*1	—	0	7
Cris Collinsworth	1	0	1	0	—	—	0	6
Isaac Curtis	1	0	1	0	—	—	0	6
Archie Griffin	1	1	0	0	—	—	0	6
Bo Harris	1	0	0	1	—	—	0	6
Rodney Holman	1	0	1	0	—	—	0	6
Ken Riley	1	0	0	1	—	—	0	6
David Verser	1	0	1	0	—	—	0	6
Reggie Williams	0	0	0	0	—	—	1	2
BENGALS	27	13	12	2	26-27	14-18	1	232
OPPONENTS	21	8	12	1	19-21	10-12	1	177

*PAT scored on a run.

Two-point conversions: (NA).

PASSING	ATT	CMP	YDS	CMP%	YDS/ATT	TD	TD%	INT	INT%	LG	SKD-YDS	RAT
Ken Anderson	309	218	2495	70.6	8.07	12	3.9	9	2.9	56t	26-154	95.3
Turk Schonert	1	1	6	100.0	6.00	0	0.0	0	0.0	6	1-8	91.7
BENGALS	310	219	2501	70.6	8.07	12	3.9	9	2.9	56t	27-162	95.4
OPPONENTS	306	187	2250	61.1	7.35	12	3.9	14	4.6	66t	22-207	77.7

RUSHING	ATT	YDS	AVG	LG	TD
Pete Johnson	156	622	4.0	21	7
Charles Alexander	64	207	3.2	18	1
Ken Anderson	25	85	3.4	12t	4
Archie Griffin	12	39	3.3	10t	1
Isaac Curtis	3	15	5.0	8	0
Rodney Tate	2	2	1.0	2	0
David Verser	1	1	1.0	1	0
M.L. Harris	2	-3	-1.5	5	0
Turk Schonert	3	-8	-2.7	-3	0
Cris Collinsworth	1	-11	-11.0	-11	0
BENGALS	269	949	3.5	21	13
OPPONENTS	223	850	3.8	48t	8

RECEIVING	REC	YDS	AVG	LG	TD
Cris Collinsworth	49	700	14.3	50	1
Dan Ross	47	508	10.8	28	3
Pete Johnson	31	267	8.6	25	0
Isaac Curtis	23	320	13.9	45	1
Archie Griffin	22	172	7.8	22	0
Steve Kreider	16	230	14.4	28	1
Charles Alexander	14	85	6.1	14	1
M.L. Harris	10	103	10.3	17t	3
David Verser	4	98	24.5	56t	1
Rodney Holman	3	18	6.0	10	1
BENGALS	219	2501	11.4	56t	12
OPPONENTS	187	2250	12.0	66t	12

INTERCEPTIONS	NO	YDS	AVG	LG	TD
Ken Riley	5	88	17.6	56t	1
Louis Breeden	2	9	4.5	9	0
Bo Harris	1	62	62.0	62t	1
Ross Browner	1	29	29.0	29	0
Ray Griffin	1	21	21.0	21	0
Reggie Williams	1	20	20.0	20	0
Jim LeClair	1	11	11.0	11	0
Mike Fuller	1	0	0.0	0	0
Bobby Kemp	1	0	0.0	0	0
BENGALS	14	240	17.1	62t	2
OPPONENTS	9	93	10.3	35	1

PUNTING	NO	YDS	AVG	NET TB	IN-20	LG	BLK
Pat McNally	31	1201	38.7	34.0	4	7	53
BENGALS	31	1201	38.7	34.0	4	7	53
OPPONENTS	37	1484	40.1	34.3	6	8	52

PUNT RETURNS	NO	FC	YDS	AVG	LG	TD
Mike Fuller	17	8	95	5.6	13	0
BENGALS	17	8	95	5.6	13	0
OPPONENTS	17	—	68	4.0	—	0

KICKOFF RETURNS	NO	YDS	AVG	LG	TD
David Verser	16	320	20.0	33	0
Rodney Tate	14	314	22.4	55	0
Mike Fuller	1	9	9.0	9	0
BENGALS	31	643	20.7	55	0
OPPONENTS	45	851	18.9	—	0

FIELD GOALS	1-19	20-29	30-39	40-49	50+
Jim Breech	2-2	3-3	5-6	3-5	1-2
BENGALS	2-2	3-3	5-6	3-5	1-2

Jim Breech: (25G, 43G, 47N, 43N), (31G, 50G, 39B), (49G, 19G, 38G), (35G), (—), (36G, 21G, 44G), (27G, 19G), (34G), (51N).

USUAL STARTERS

OFFENSE		DEFENSE	
WR	Cris Collinsworth	LDE	Eddie Edwards
LOT	Anthony Munoz	NT	Wilson Whitley
LG	Dave Lapham	RDE	Ross Browner
C	Blair Bush	LOLB	Bo Harris
RG	Max Montoya	LILB	Jim LeClair
ROT	Mike Wilson	RILB	Glenn Cameron
TE	Dan Ross	ROLB	Reggie Williams
WR	Isaac Curtis	LCB	Louis Breeden
QB	Ken Anderson	RCB	Ken Riley
HB	Charles Alexander	SS	Bobby Kemp
FB	Pete Johnson	FS	Bryan Hicks

DEFENSE**	ST	AT	TT	SKS-YDS	INT-YDS	PD	FF	FR-YDS
Bobby Kemp	41	11	52	1-2	1-0	6	1	0-0
Jim LeClair	33	17	50	2.5-20	1-11	1	0	0-0
Bryan Hicks	31	17	48	0-0	0-0	9	0	0-0
Reggie Williams	34	9	43	4.5-41	1-20	3	0	4-0
Glenn Cameron	29	14	43	0-0	0-0	1	1	0-0
Ross Browner	28	13	41	3-38	1-29	1	1	0-0
Bo Harris	31	9	40	2-22	1-62	2	1	0-0
Eddie Edwards	25	5	30	6-53	0-0	1	0	1-0
Ken Riley	26	3	29	0-0	5-88	9	0	0-0
Louis Breeden	25	4	29	1-13	2-9	5	0	0-0
Ray Griffin	18	5	23	0-0	1-21	4	0	0-0
Robert Jackson	17	3	20	0-0	0-0	0	1	0-0
Mike Fuller	16	3	19	0-0	1-0	0	0	1-0
Rick Razzano	12	4	16	0-0	0-0	0	1	0-0
Wilson Whitley	11	4	15	1-12	0-0	0	1	0-0
Guy Frazier	10	2	12	0-0	0-0	0	0	0-0
Tom Dinkel	7	2	9	0-0	0-0	0	0	0-0
Oliver Davis	6	3	9	0-0	0-0	2	0	0-0
Jeff Schuh	6	3	9	0-0	0-0	0	0	0-0
Rodney Holman	5	1	6	0-0	0-0	0	0	0-0
David Verser	3	2	5	0-0	0-0	0	0	0-0
Mike St. Clair	4	0	4	0-0	0-0	0	0	0-0
M.L. Harris	3	0	3	0-0	0-0	0	0	0-0
Glen Collins	2	1	3	1-6	0-0	0	0	0-0
Gary Burley	2	0	2	0-0	0-0	0	0	0-0
Blair Bush	2	0	2	0-0	0-0	0	0	0-0
Jerry Boyarsky	1	1	2	0-0	0-0	0	0	0-0
Ron Simpkins	1	1	2	0-0	0-0	0	1	0-0
Ken Anderson	1	0	1	0-0	0-0	0	0	0-0
Cris Collinsworth	1	0	1	0-0	0-0	0	0	0-0
Isaac Curtis	1	0	1	0-0	0-0	0	0	0-0
Pete Johnson	1	0	1	0-0	0-0	0	0	0-0
Steve Kreider	1	0	1	0-0	0-0	0	0	0-0
John Simmons	1	0	1	0-0	0-0	0	0	0-0
Emanuel Weaver	1	0	1	0-0	0-0	0	0	0-0
Mike Wilson	1	0	1	0-0	0-0	0	0	0-0

BLOCKED KICKS	BP	BFG	BXP
(team)	—	—	1

* NOTE: The two-point conversion was not instituted in the NFL until 1994.

1983 STATISTICS

RECORD: 7-9-0

HEAD COACH: FORREST GREGG

DATE	W-L	SCORE	OPPONENT	ATTENDANCE
9-4-83	L	10-20	L.A. RAIDERS	50,956
9-11-83	L	6-10	BUFFALO	46,839
9-15-83	L	7-17	at Cleveland	79,700
9-25-83	W	23-17	at Tampa Bay	56,023
10-2-83	L	31-34	BALTIMORE	48,104
10-10-83	L	14-24	PITTSBURGH	56,086
10-16-83	L	17-24	at Denver	74,305
10-23-83	W	28-21	CLEVELAND	50,047
10-30-83	W	34-14	GREEN BAY	53,349
11-6-83	W	55-14	at Houston	39,706
11-13-83	L	15-20	at Kansas City	44,711
11-20-83	W	38-10	HOUSTON	46,375
11-28-83	L	14-38	at Miami	74,506
12-4-83	W	23-10	at Pittsburgh	55,832
12-11-83	W	17-9	DETROIT	45,728
12-17-83	L	14-20	at Minnesota	51,565

TEAM STATISTICS		BENGALS	OPPONENTS
TOTAL FIRST DOWNS		327	276
Rushing		127	96
Passing		179	156
Penalty		21	24
3rd Down: Made-Att.		97-212	94-216
3rd Down Pct.		45.8	43.5
4th Down: Made-Att.		7-13	7-11
4th Down Pct.		53.8	63.6
POSSESSION AVG.		31:29	28:31
TOTAL NET YARDS		4327	4327
Avg. Per Game		330.4	270.4
Total Plays		1036	973
Avg. Per Play		5.1	4.4
NET YARDS RUSHING		2104	1499
Avg. Per Game		131.5	93.7
Total Rushes		542	430
NET YARDS PASSING		3183	2828
Avg. Per Game		198.9	176.8
Sacked-Yards Lost		40-309	41-335
Gross Yards		3492	3163
Att.-Completions		454-290	502-288
Completion Pct.		63.9	57.4
Had Intercepted		18	23
PUNTS-AVG.		69-40.6	76-42.3
Net Punting Avg.		33.5	35.8
PENALTIES-YARDS		99-837	100-871
FUMBLES-BALLS LOST		35-15	35-16
TOUCHDOWNS		43	36
Rushing		24	16
Passing		14	17
Returns		5	3

SCORE BY PERIODS	1	2	3	4	OT	PTS
BENGALS	102	140	54	50	0	346
OPPONENTS	55	86	65	96	0	302

SCORING	TD	TD-R	TD-P	TD-Rt	PAT	FG	S	PTS
Jim Breech	0	0	0	0	39-41	16-23	0	87
Pete Johnson	14	14	0	0	—	—	—	84
Cris Collinsworth	5	0	5	0	—	—	—	30
Charles Alexander	3	3	0	0	—	—	—	18
Larry Kinnebrew	3	3	0	0	—	—	—	18
Dan Ross	3	0	3	0	—	—	—	18
Isaac Curtis	2	0	2	0	—	—	—	12
M.L. Harris	2	0	2	0	—	—	—	12
Ken Riley	2	0	0	2	—	—	—	12
Turk Schonert	2	2	0	0	—	—	—	12
Stanley Wilson	2	1	1	0	—	—	—	12
Ken Anderson	1	1	0	0	—	—	—	6
James Griffin	1	0	0	1	—	—	—	6
Ray Horton	1	0	0	1	—	—	—	6
Steve Kreider	1	0	1	0	—	—	—	6
Reggie Williams	1	0	0	1	—	—	—	6
Ross Browner	0	0	0	0	^1	—	—	1
BENGALS	43	24	14	5	40-43	16-23	0	346
OPPONENTS	36	16	17	3	35-36	17-22	0	302

*PAT scored on a pass from Steve Kreider.

Two-point conversions: (NA*).

PASSING	ATT	CMP	YDS	CMP%	YDS/ATT	TD	TD%	INT	INT%	LG	SKD-YDS	RAT
Ken Anderson	297	198	2333	66.7	7.86	12	4.0	13	4.4	80t	25-187	85.6
Turk Schonert	156	92	1159	59.0	7.43	2	1.3	5	3.2	54	15-122	73.1
Steve Kreider	1	0	0	0.0	0.00	0	0.0	0	0.0	—	0-0	39.6
BENGALS	454	290	3492	63.9	7.69	14	3.1	18	4.0	80t	40-309	81.1
OPPONENTS	502	288	3163	57.4	6.30	17	3.4	23	4.6	53	41-335	68.3

RUSHING	ATT	YDS	AVG	LG	TD
Pete Johnson	210	763	3.6	16t	14
Charles Alexander	153	523	3.4	12	3
Stanley Wilson	56	267	4.8	18	1
Larry Kinnebrew	39	156	4.0	17	3
Ken Anderson	22	147	6.7	29	1
Turk Schonert	29	117	4.0	15	2
Rodney Tate	25	77	3.1	13	0
David Verser	2	31	15.5	29	0
Mike Martin	2	21	10.5	15	0
Cris Collinsworth	2	2	1.0	8	0
Steve Kreider	1	2	2.0	2	0
Jeff Christensen	1	-2	-2.0	-2	0
BENGALS	542	2104	3.9	29	24
OPPONENTS	430	1499	3.5	40	16

RECEIVING	REC	YDS	AVG	LG	TD
Cris Collinsworth	66	1130	17.1	63	5
Isaac Curtis	42	571	13.6	80t	2
Steve Kreider	42	554	13.2	54	1
Dan Ross	42	483	11.5	30	3
Charles Alexander	32	187	5.8	14	0
Rodney Tate	18	142	7.9	25	0
Pete Johnson	15	129	8.6	18	0
Stanley Wilson	12	107	8.9	19	1
M.L. Harris	8	66	8.3	14	2
David Verser	7	82	11.7	22	0
Mike Martin	2	22	11.0	12	0
Rodney Holman	2	15	7.5	10	0
Larry Kinnebrew	2	4	2.0	2	0
BENGALS	290	3492	12.0	80t	14
OPPONENTS	288	3163	11.0	53	17

INTERCEPTIONS	NO	YDS	AVG	LG	TD
Ken Riley	8	89	11.1	42t	2
Ray Horton	5	121	24.2	55t	1
Bobby Kemp	3	26	8.7	26	0
Louis Breen	2	47	23.5	39	0
Ray Griffin	2	24	12.0	24	0
Robert Jackson	2	21	10.5	15	0
James Griffin	1	41	41.0	41t	1
BENGALS	23	369	16.0	55t	4
OPPONENTS	18	298	16.6	70t	2

PUNTING	NO	YDS	AVG	NET	TB	IN-20	LG	BLK
Pat McInally	67	2804	41.9	33.5	9	13	60	2
BENGALS	69	2804	40.6	33.5	9	13	60	2
OPPONENTS	76	3211	42.3	35.8	4	21	70	0

PUNT RETURNS	NO	FC	YDS	AVG	LG	TD
John Simmons	25	2	173	6.9	43	0
Mike Martin	23	3	227	9.9	19	0
Ray Horton	1	1	10	10.0	10	0
BENGALS	49	6	410	8.4	43	0
OPPONENTS	41	5	310	7.6	50	0

KICKOFF RETURNS	NO	YDS	AVG	LG	TD
John Simmons	14	317	22.6	36	0
David Verser	13	253	19.5	29	0
Rodney Tate	13	218	16.8	23	0
Stanley Wilson	7	161	23.0	32	0
Ray Horton	5	128	25.6	49	0
Mike Martin	1	19	19.0	19	0
Tom Dinkel	1	1	1.0	1	0
BENGALS	54	1097	20.3	49	0
OPPONENTS	68	1298	19.1	90	0

FIELD GOALS	1-19	20-29	30-39	40-49	50+
Jim Breech	2-2	7-7	5-7	2-5	0-2
BENGALS	2-2	7-7	5-7	2-5	0-2

Jim Breech: (36G), (40N, 47G, 30G), (—), (24G), (19G), (47N), (51N, 35G), (—), (—), (29G, 44G), (31G, 23G, 23G), (26G), (—), (32G, 19G, 27G), (32N, 28G), (44N, 35N, 52N).

USUAL STARTERS

OFFENSE		DEFENSE	
WR	Cris Collinsworth	LDE	Eddie Edwards
LOT	Anthony Munoz	NT	Jerry Boyarsky
LG	Dave Lapham	RDE	Ross Browner,
C	Dave Rimington		Glen Collins
RG	Max Montoya	LOLB	Tom Dinkel
ROT	Mike Wilson	LILB	Jim LeClair
TE	Dan Ross	RILB	Glenn Cameron
WR	Isaac Curtis	ROLB	Reggie Williams
QB	Ken Anderson	LCB	Louis Breen
HB	Rodney Tate,	RCB	Ken Riley
	Charles Alexander,	SS	Bobby Kemp
FB	Charles Alexander,	FS	Robert Jackson
	Pete Johnson		

DEFENSE**	ST	AT	TT	SKS-YDS	INT-YDS	PD	FF	FR-YDS
Glenn Cameron	63	40	103	2-18	0-0	1	0	1-1
Reggie Williams	57	33	90	7.5-64.5	0-0	5	3	4-9
Robert Jackson	51	37	88	0-0	2-21	7	0	0-0
Jim LeClair	38	40	78	1-11	0-0	2	0	0-0
Louis Breen	44	15	59	1-9	2-47	10	1	1-0
Bobby Kemp	38	21	59	1-10	3-26	7	1	1-0
Tim Krumrie	32	21	53	1.5-2.5	0-0	0	0	0-0
Ken Riley	39	5	44	0-0	8-89	12	0	1-0
Ray Horton	28	16	44	0-0	5-121	6	0	0-0
Guy Frazier	28	14	42	1-8	0-0	0	0	0-0
Ross Browner	25	15	40	3-26	0-0	1	2	0-0
Eddie Edwards	23	15	38	13-94.5	0-0	0	0	1-0
Rick Razzano	20	16	36	0-0	0-0	0	0	1-0
Tom Dinkel	22	12	34	0.5-4	0-0	3	0	2-4
Jerry Boyarsky	18	14	32	1.5-13.5	0-0	0	0	0-0
Ray Griffin	20	4	24	1-10	2-24	0	1	1-13
Glen Collins	13	8	21	5-53	0-0	2	1	1-0
John Simmons	10	7	17	0-0	0-0	1	0	0-0
Jeff Schuh	8	5	13	0-0	0-0	0	0	0-0
Larry Kinnebrew	10	2	12	0-0	0-0	0	0	0-0
Steve Mallow	10	1	11	0-0	0-0	0	0	0-0
Ron Simpkins	5	6	11	0-0	0-0	0	0	1-0
James Griffin	8	2	10	0-0	1-41	1	0	0-0
Jimmy Turner	6	2	8	0-0	0-0	0	1	0-0
Stanley Wilson	4	3	7	0-0	0-0	0	0	0-0
Gary Burley	5	0	5	2-11	0-0	2	0	0-0
Rodney Holman	4	1	5	0-0	0-0	0	0	0-0
M.L. Harris	3	1	4	0-0	0-0	0	0	0-0
Charles Alexander	3	0	3	0-0	0-0	0	0	0-0
Mike Martin	3	0	3	0-0	0-0	0	0	0-0
Isaac Curtis	2	0	2	0-0	0-0	0	0	0-0
Jim Hannula	0	2	2	0-0	0-0	0	0	0-0
Jim Breech	1	0	1	0-0	0-0	0	0	0-0
Cris Collinsworth	1	0	1	0-0	0-0	0	0	0-0
Pete Johnson	1	0	1	0-0	0-0	0	0	0-0
Steve Kreider	1	0	1	0-0	0-0	0	0	0-0
Dave Lapham	1	0	1	0-0	0-0	0	0	0-0
Anthony Munoz	1	0	1	0-0	0-0	0	0	0-0
Dave Rimington	1	0	1	0-0	0-0	0	0	0-0
Dan Ross	1	0	1	0-0	0-0	0	0	0-0
Bryan Hicks	0	1	1	0-0	0-0	1	0	0-0

BLOCKED KICKS	BP	BFG	BXP
Tim Krumrie	0	0	1

* NOTE: The two-point conversion was not instituted in the NFL until 1994.

** NOTE: It was not standard practice to separate the three types of defensive statistics — defense, special teams and miscellaneous — until 1988. Thus, the defensive statistics listed above include the combined totals of all three types. All defensive statistics above are press box statistics produced at the games.

1984 STATISTICS

RECORD: 8-8-0

HEAD COACH: SAM WYCHE

DATE	W-L	SCORE	OPPONENT	ATTENDANCE
9-2-84	L	17-20	at Denver	74,178
9-9-84	L	22-27	KANSAS CITY	47,111
9-16-84	L	23-43	at N.Y. Jets	64,193
9-23-84	L	14-24	L.A. RAMS	45,406
10-1-84	L	17-38	at Pittsburgh	57,098
10-7-84	W	13-3	HOUSTON	43,637
10-14-84	L	14-20	at New England	48,154
10-21-84	W	12-9	CLEVELAND	50,667
10-28-84	W	31-13	at Houston	34,010
11-4-84	L	17-23	at San Francisco	58,324
11-11-84	W	22-20	PITTSBURGH	52,497
11-18-84	L	6-26	SEATTLE	50,280
11-25-84	W	35-14	ATLANTA	44,678
12-2-84	W	20-17 (OT)	at Cleveland	51,774
12-9-84	W	24-21	at New Orleans	40,855
12-16-84	W	52-21	BUFFALO	55,771

TEAM STATISTICS	BENGALS	OPPONENTS
TOTAL FIRST DOWNS	339	322
Rushing	135	115
Passing	179	191
Penalty	25	16
3rd Down: Made-Att.	93-211	82-202
3rd Down Pct.	44.1	40.6
4th Down: Made-Att.	10-14	5-11
4th Down Pct.	71.4	45.5
POSSESSION AVG.	30:50	29:10
TOTAL NET YARDS	5480	5259
Avg. Per Game	342.5	328.7
Total Plays	1081	1034
Avg. Per Play	5.1	5.1
NET YARDS RUSHING	2179	1868
Avg. Per Game	136.2	116.8
Total Rushes	540	477
NET YARDS PASSING	3301	3391
Avg. Per Game	206.3	211.9
Sacked-Yards Lost	45-358	40-298
Gross Yards	3659	3689
Att.-Completions	496-306	517-302
Completion Pct.	61.7	58.4
Had Intercepted	22	25
PUNTS-AVG.	67-42.3	67-41.4
Net Punting Avg.	35.3	31.6
PENALTIES-YARDS	85-693	90-743
FUMBLES-BALLS LOST	32-17	27-15
TOUCHDOWNS	39	39
Rushing	18	21
Passing	17	15
Returns	4	3

SCORE BY PERIODS	1	2	3	4	OT	PTS
BENGALS	53	105	77	101	3	339
OPPONENTS	40	98	78	123	0	339

SCORING	TD	TD-R	TD-P	TD-Rt	PAT	FG	S	PTS
Jim Breech	0	0	0	0	37-37	22-31	0	103
Larry Kinnebrew	10	9	1	0	—	—	0	60
Cris Collinsworth	6	0	6	0	—	—	0	36
Stanford Jennings	5	2	3	0	—	—	0	30
James Brooks	4	2	2	0	—	—	0	24
Charles Alexander	2	2	0	0	—	—	0	12
Boomer Esiason	2	2	0	0	—	—	0	12
M.L. Harris	2	0	2	0	—	—	0	12
James Griffin	1	0	0	1	—	—	0	6
Rodney Holman	1	0	1	0	—	—	0	6
Ray Horton	1	0	0	1	—	—	0	6
Robert Jackson	1	0	0	1	—	—	0	6
Steve Kreider	1	0	1	0	—	—	0	6
Anthony Munoz	1	0	1	0	—	—	0	6
Turk Schonert	1	1	0	0	—	—	0	6
John Simmons	1	0	0	1	—	—	0	6
(team)	—	—	—	—	—	—	1	2
BENGALS	39	18	17	4	37-39	22-31	1	339
OPPONENTS	39	21	15	3	37-39	22-27	1	339

Two-point conversions: (NA*)

RUSHING	ATT	YDS	AVG	LG	TD
Larry Kinnebrew	154	623	4.0	23	9
Charles Alexander	132	479	3.6	22	2
James Brooks	103	396	3.8	33	2
Stanford Jennings	79	379	4.8	20t	2
Turk Schonert	13	77	5.9	17	1
Stanley Wilson	17	74	4.4	9	0
Ken Anderson	11	64	5.8	14	0
Boomer Esiason	19	63	3.3	9	2
John Farley	7	11	1.6	5	0
Cris Collinsworth	1	7	7.0	7	0
David Verser	2	5	2.5	3	0
Mike Martin	1	3	3.0	3	0
M.L. Harris	1	-2	-2.0	-2	0
BENGALS	540	2179	4.0	33	18
OPPONENTS	477	1868	3.9	36t	21

RECEIVING	REC	YDS	AVG	LG	TD
Cris Collinsworth	64	989	15.5	57t	6
M.L. Harris	48	759	15.8	80t	2
Stanford Jennings	35	346	9.9	43	3
James Brooks	34	268	7.9	27t	2
Charles Alexander	29	203	7.0	22	0
Rodney Holman	21	239	11.4	27	1
Steve Kreider	20	243	12.2	27	1
Larry Kinnebrew	19	159	8.4	22	1
Isaac Curtis	12	135	11.3	22	0
Mike Martin	11	164	14.9	42	0
David Verser	6	113	18.8	28	0
Stanley Wilson	2	15	7.5	11	0
Don Kern	2	14	7.0	9	0
John Farley	2	11	5.5	10	0
Anthony Munoz	1	1	1.0	1t	1
BENGALS	306	3659	12.0	80t	17
OPPONENTS	302	3689	12.2	76	15

INTERCEPTIONS	NO	YDS	AVG	LG	TD
Louis Breen	4	96	24.0	70	0
Robert Jackson	4	32	8.0	28t	1
Bobby Kemp	4	27	6.8	14	0
Ray Horton	3	48	16.0	48t	1
John Simmons	2	43	21.5	43t	1
Reggie Williams	2	33	16.5	33	0
Ray Griffin	2	13	6.5	13	0
James Griffin	1	57	57.0	57t	1
Glenn Cameron	1	15	15.0	15	0
Jimmy Turner	1	4	4.0	4	0
Jeff Schuh	1	0	0.0	0	0
BENGALS	25	368	14.7	70	4
OPPONENTS	22	364	16.5	52t	2

PUNTING	NO	YDS	AVG	NET	TB	IN-20	LG	BLK
Pat McNally	67	2832	42.3	35.3	8	19	61	0
BENGALS	67	2832	42.3	35.3	8	19	61	0
OPPONENTS	67	2771	41.4	31.6	9	12	62	1

PUNT RETURNS	NO	FC	YDS	AVG	LG	TD
Mike Martin	24	5	376	15.7	55	0
John Simmons	12	6	98	8.2	30	0
Ray Horton	2	0	-1	-0.5	1	0
BENGALS	38	11	473	12.4	55	0
OPPONENTS	38	3	310	8.2	19	0

KICKOFF RETURNS	NO	YDS	AVG	LG	TD
Stanford Jennings	22	452	20.5	46	0
Mike Martin	19	386	20.3	44	0
James Brooks	7	144	20.6	37	0
John Farley	6	93	15.5	32	0
David Verser	3	46	15.3	23	0
John Simmons	1	15	15.0	15	0
M.L. Harris	1	12	12.0	12	0
Larry Kinnebrew	1	7	7.0	7	0
Gary Williams	1	0	0.0	0	0
BENGALS	61	1155	18.9	46	0
OPPONENTS	69	1446	21.0	73	1

FIELD GOALS	1-19	20-29	30-39	40-49	50+
Jim Breech	0-0	9-10	10-12	3-4	0-5
BENGALS	0-0	9-10	10-12	3-4	0-5

Jim Breech: (46G, 50N, 22N), (55N, 29G, 48G), (21G), (—), (32G), (22G, 33G, 51N), (37N, 35N), (24G, 23G, 33G, 25G), (33G), (39G), (42G, 21G, 28G), (30G, 33G), (51N), (22G, 43N, 35G), (50N, 35G), (36G).

PASSING	ATT	CMP	YDS	CMP%	YDS/ATT	TD	TD%	INT	INT%	LG	SKD-YDS	RAT
Ken Anderson	275	175	2107	63.6	7.66	10	3.6	12	4.4	80t	24-191	81.0
Turk Schonert	117	78	945	66.7	8.08	4	3.4	7	6.0	57t	16-115	77.8
Boomer Esiason	102	51	530	50.0	5.20	3	2.9	3	2.9	36	5-52	62.9
Pat McNally	2	2	77	100.0	38.50	0	0.0	0	0.0	43	0-0	118.8
BENGALS	496	306	3659	61.7	7.38	17	3.4	22	4.4	80t	45-358	77.2
OPPONENTS	517	302	3689	58.4	7.14	15	2.9	25	4.8	76	40-298	70.0

USUAL STARTERS

OFFENSE		DEFENSE	
WR	Cris Collinsworth	LDE	Eddie Edwards
LOT	Anthony Munoz	NT	Tim Krumrie
LG	Brian Blados	RDE	Ross Browner
C	Dave Rimington	LOLB	Jeff Schuh
RG	Max Montoya	LILB	Ron Simpkins
ROT	Mike Wilson	RILB	Glenn Cameron
TE	M.L. Harris	ROLB	Reggie Williams
WR	Isaac Curtis	LCB	Louis Breen
QB	Ken Anderson	RCB	Ray Horton
HB	James Brooks	SS	Jimmy Turner, Bobby Kemp
FB	Charles Alexander	FS	Robert Jackson

DEFENSE**	ST	AT	TT	SKS-YDS	INT-YDS	PD	FF	FR-YDS
Reggie Williams	65	27	92	9-55	2-33	6	0	0-0
Tim Krumrie	57	27	84	5-46	0-0	0	0	1-8
Ron Simpkins	52	28	80	0-0	0-0	2	0	1-0
Robert Jackson	54	22	76	0-0	4-32	10	1	2-0
Ross Browner	48	26	74	8-54	0-0	3	3	1-0
Ray Horton	49	17	66	1-8	3-48	16	1	1-0
Eddie Edwards	48	16	64	9-68	0-0	1	2	3-(-2)
Glenn Cameron	38	22	60	1-7	1-15	2	0	0-0
Louis Breen	43	15	58	0-0	4-96	14	0	0-0
Jeff Schuh	36	16	52	2-17	1-0	1	0	0-0
Jimmy Turner	38	12	50	0-0	1-4	6	0	1-0
Bobby Kemp	35	10	45	0-0	4-27	6	0	1-0
Guy Frazier	26	16	42	2-21	0-0	2	2	0-0
John Simmons	24	8	32	0-0	2-43	5	1	0-0
Rick Razzano	12	15	27	0-0	0-0	1	0	1-0
Ray Griffin	20	5	25	0-0	2-13	5	0	1-0
Jerry Boyarsky	8	10	18	0-0	0-0	0	0	0-0
James Griffin	13	3	16	0-0	1-57	4	0	0-0
Don Kern	8	7	15	0-0	0-0	1	0	0-0
Steve Maidlow	10	3	13	0-0	0-0	0	0	0-0
Leo Barker	8	4	12	0-0	0-0	0	0	0-0
Glen Collins	7	5	12	3-22	0-0	1	1	1-0
Bruce Kozerski	7	1	8	0-0	0-0	0	0	0-0
Rodney Holman	5	1	6	0-0	0-0	0	0	1-0
Pete Koch	5	1	6	0-0	0-0	0	0	0-0
Larry Kinnebrew	3	2	5	0-0	0-0	0	0	0-0
Charles Alexander	3	0	3	0-0	0-0	0	0	0-0
Mike Martin	3	0	3	0-0	0-0	0	0	0-0
Ralph Battle	2	1	3	0-0	0-0	0	0	0-0
Brian Pillman	2	1	3	0-0	0-0	0	0	0-0
M.L. Harris	2	0	2	0-0	0-0	0	0	0-0
David Verser	2	0	2	0-0	0-0	0	0	0-0
Jim Breech	1	1	2	0-0	0-0	0	0	0-0
Ken Anderson	1	0	1	0-0	0-0	0	0	0-0
Brian Blados	1	0	1	0-0	0-0	0	0	0-0
Isaac Curtis	1	0	1	0-0	0-0	0	0	0-0
John Farley	1	0	1	0-0	0-0	0	0	0-0
Max Montoya	1	0	1	0-0	0-0	0	0	0-0
Anthony Munoz	1	0	1	0-0	0-0	0	0	0-0
Dave Rimington	1	0	1	0-0	0-0	0	1	0-0
Mike Wilson	1	0	1	0-0	0-0	0	0	0-0
Stanley Wilson	1	0	1	0-0	0-0	0	0	0-0

1985 STATISTICS

RECORD: 7-9-0

HEAD COACH: SAM WYCHE

DATE	W-L	SCORE	OPPONENT	ATTENDANCE
9-8-85	L	24-28	SEATTLE	51,625
9-15-85	L	27-41	at St. Louis	46,321
9-22-85	L	41-44	SAN DIEGO	52,270
9-30-85	W	37-24	at Pittsburgh	59,541
10-6-85	L	20-29	N.Y. JETS	51,785
10-13-85	W	35-30	N.Y. GIANTS	53,112
10-20-85	L	27-44	at Houston	35,590
10-27-85	W	26-21	PITTSBURGH	55,421
11-3-85	W	23-17	at Buffalo	25,640
11-10-85	W	27-10	CLEVELAND	57,293
11-17-85	L	6-13	at L.A. Raiders	52,501
11-24-85	L	6-24	at Cleveland	74,439
12-1-85	W	45-27	HOUSTON	46,140
12-8-85	W	50-24	DALLAS	56,936
12-15-85	L	24-27	at Washington	50,544
12-22-85	L	23-34	at New England	57,953

TEAM STATISTICS	BENGALS	OPPONENTS
TOTAL FIRST DOWNS	344	337
Rushing	125	118
Passing	191	194
Penalty	28	25
3rd Down: Made-Att.	82-208	85-197
3rd Down Pct.	39.4	43.1
4th Down: Made-Att.	9-19	8-12
4th Down Pct.	47.4	66.7
POSSESSION AVG.	31:18	28:42
TOTAL NET YARDS	5900	5663
Avg. Per Game	368.8	353.9
Total Plays	1062	1019
Avg. Per Play	5.6	5.6
NET YARDS RUSHING	2183	1999
Avg. Per Game	136.4	124.9
Total Rushes	503	461
NET YARDS PASSING	3717	3664
Avg. Per Game	232.3	229.0
Sacked-Yards Lost	41-365	40-334
Gross Yards	4082	3998
Att.-Completions	518-302	518-297
Completion Pct.	58.3	57.3
Had Intercepted	13	19
PUNTS-AVG.	63-40.7	60-41.3
Net Punting Avg.	29.7	34.5
PENALTIES-YARDS	110-795	84-731
FUMBLES-BALLS LOST	35-16	34-19
TOUCHDOWNS	53	51
Rushing	20	23
Passing	31	26
Returns	2	2

SCORE BY PERIODS	1	2	3	4	OT	PTS
BENGALS	115	106	119	101	0	441
OPPONENTS	61	131	107	138	0	437

SCORING	TD	TD-R	TD-P	TD-Rt	PAT	FG	S	PTS
Jim Breech	0	0	0	0	48-50	24-33	0	120
James Brooks	12	7	5	0	—	—	0	72
Larry Kinnebrew	10	9	1	0	—	—	0	60
Eddie Brown	8	0	8	0	—	—	0	48
Rodney Holman	7	0	7	0	—	—	0	42
Cris Collinsworth	5	0	5	0	—	—	0	30
Stanford Jennings	4	1	3	0	—	—	0	24
Charles Alexander	2	2	0	0	—	—	0	12
Steve Kreider	1	0	1	0	^1	—	0	7
Boomer Esiason	1	1	0	0	—	—	0	6
James Griffin	1	0	0	1	—	—	0	6
M.L. Harris	1	0	1	0	—	—	0	6
Robert Jackson	1	0	0	1	—	—	0	6
Ross Browner	0	0	0	0	—	—	1	2
BENGALS	53	20	31	2	49-53	24-33	1	441
OPPONENTS	51	23	26	2	51-51	26-34	1	437

*PAT scored on a run.

Two-point conversions: (NA).

PASSING	ATT	CMP	YDS	CMP%	YDS/ATT	TD	TD%	INT	INT%	LG	SKD-YDS	RAT
Boomer Esiason	431	251	3443	58.2	7.99	27	6.3	12	2.8	68t	32-289	93.2
Turk Schonert	51	33	460	64.7	9.02	1	2.0	0	0.0	71	6-54	100.1
Ken Anderson	32	16	170	50.0	5.31	2	6.3	0	0.0	44t	2-16	86.7
James Brooks	1	1	8	100.0	8.00	1	100.0	0	0.0	8t	0-0	139.6
Steve Kreider	1	1	1	100.0	1.00	0	0.0	0	0.0	1	0-0	79.2
Cris Collinsworth	1	0	0	0.0	0.00	0	0.0	1	100.0	—	0-0	0.0
Pat McNally	1	0	0	0.0	0.00	0	0.0	0	0.0	—	0-0	39.6
Eddie Brown	0	0	0	—	—	0	—	0	—	—	—	1.6
BENGALS	518	302	4082	58.3	7.88	31	6.0	13	2.5	71	41-365	93.0
OPPONENTS	518	297	3998	57.3	7.72	26	5.0	19	3.7	72t	40-334	83.5

RUSHING	ATT	YDS	AVG	LG	TD
James Brooks	192	929	4.8	39	7
Larry Kinnebrew	170	714	4.2	29	9
Charles Alexander	44	156	3.5	18	2
Eddie Brown	14	129	9.2	35	0
Stanford Jennings	31	92	3.0	19	1
Boomer Esiason	33	79	2.4	20	1
Bill Johnson	8	44	5.5	15	0
Turk Schonert	8	39	4.9	17	0
Cris Collinsworth	1	3	3.0	3	0
Ken Anderson	1	0	0.0	0	0
Pat McNally	1	-2	-2.0	-2	0
BENGALS	503	2183	4.3	39	20
OPPONENTS	461	1999	4.3	56t	23

RECEIVING	REC	YDS	AVG	LG	TD
Cris Collinsworth	65	1125	17.3	71	5
James Brooks	55	576	10.5	57t	5
Eddie Brown	53	942	17.8	68t	8
Rodney Holman	38	479	12.6	64t	7
Larry Kinnebrew	22	187	8.5	29t	1
Charles Alexander	15	110	7.3	19	0
Mike Martin	14	187	13.4	28	0
Stanford Jennings	12	101	8.4	24	3
Steve Kreider	10	184	18.4	56	1
M.L. Harris	10	123	12.3	22t	1
Dan Ross	6	63	10.5	20	0
Brian Blados	1	4	4.0	4	0
Anthony Munoz	1	1	1.0	1	0
BENGALS	302	4082	13.5	71	31
OPPONENTS	297	3998	13.5	72t	26

INTERCEPTIONS	NO	YDS	AVG	LG	TD
James Griffin	7	116	16.6	33	1
Robert Jackson	6	100	16.7	57t	1
Louis Breenen	2	24	12.0	30	0
Ray Horton	2	3	1.5	3	0
Jimmy Turner	1	40	40.0	40	0
Bobby Kemp	1	0	0.0	0	0
BENGALS	19	283	14.9	57t	2
OPPONENTS	13	199	15.3	58	0

PUNTING	NO	YDS	AVG	NET	TB	IN-20	LG	BLK
Pat McNally	57	2410	42.3	29.9	7	8	64	1
Jim Breech	5	153	30.6	26.8	0	2	43	0
BENGALS	63	2563	40.7	29.7	7	10	64	1
OPPONENTS	60	2477	41.3	34.5	7	11	63	0

PUNT RETURNS	NO	FC	YDS	AVG	LG	TD
Mike Martin	32	8	268	8.4	26	0
BENGALS	32	8	268	8.4	26	0
OPPONENTS	42	0	554	13.2	62t	1

KICKOFF RETURNS	NO	YDS	AVG	LG	TD
Mike Martin	48	1104	23.0	45	0
Stanford Jennings	13	218	16.8	26	0
James Brooks	3	38	12.7	15	0
Carl Zander	1	19	19.0	19	0
Eddie Brown	1	6	6.0	6	0
James Griffin	1	0	0.0	0	0
BENGALS	67	1385	20.7	45	0
OPPONENTS	81	1734	21.4	58	0

FIELD GOALS	1-19	20-29	30-39	40-49	50+
Jim Breech	0-0	7-8	12-13	4-6	1-6
BENGALS	0-0	7-8	12-13	4-6	1-6

Jim Breech: (22G), (46G, 33G), (—), (50N, 32G), (29G, 53G, 53N), (—), (47G, 22G), (32G, 39G, 40G, 37G), (31G), (28G, 33G, 51N, 50N), (37N, 39G, 37G), (30G, 29G), (48N, 28N, 29G), (49N), (51N, 38G), (22G, 42G, 30G).

USUAL STARTERS

OFFENSE		DEFENSE	
WR	Cris Collinsworth	LDE	Eddie Edwards
LOT	Anthony Munoz	NT	Tim Krumie
LG	Brian Blados	RDE	Ross Browner
C	Dave Rimington	LOLB	Jeff Schuh
RG	Max Montoya	LILB	Ron Simpkins, Carl Zander
ROT	Mike Wilson		
TE	Rodney Holman	RILB	Glenn Cameron
WR	Eddie Brown	ROLB	Reggie Williams
QB	Boomer Esiason	LCB	Louis Breenen
HB	James Brooks	RCB	Ray Horton
FB	Larry Kinnebrew	SS	Bobby Kemp
		FS	James Griffin

DEFENSE**	ST	AT	TT	SKS-YDS	INT-YDS	PD	FF	FR-YDS
Tim Krumie	68	28	96	3.5-25	0-0	1	1	2-0
Robert Jackson	70	16	86	0-0	6-100	12	2	1-0
Louis Breenen	60	21	81	1-10	2-24	17	0	0-0
Ron Simpkins	56	22	78	3.5-31	0-0	2	2	1-4
Bobby Kemp	57	17	74	1-5	1-0	3	1	0-0
Reggie Williams	44	22	66	3.5-31	0-0	4	3	4-4
Ray Horton	53	10	63	0-0	2-3	8	0	1-0
Ross Browner	48	15	63	9-69	0-0	1	0	2-0
Carl Zander	48	12	60	2-11	0-0	1	1	1-34
James Griffin	40	15	55	1-11	7-116	11	2	1-29
Eddie Edwards	36	10	46	8.5-71	0-0	3	2	0-0
Jeff Schuh	36	10	46	4-35	0-0	1	1	1-0
Glenn Cameron	30	8	38	0-0	0-0	0	0	0-0
Jimmy Turner	24	9	33	0-0	1-40	2	0	0-0
Leo Barker	24	8	32	0-0	0-0	1	3	0-0
Emmanuel King	15	2	17	2-21	0-0	0	0	1-0
Jerry Boyarsky	8	6	14	1-14	0-0	0	0	0-0
Bill Johnson	10	3	13	0-0	0-0	0	0	0-0
John Simmons	8	2	10	0-0	0-0	0	0	0-0
Lee Davis	4	4	8	0-0	0-0	1	0	0-0
Sam Washington	5	2	7	0-0	0-0	2	0	1-0
Glen Collins	5	1	6	0-0	0-0	1	0	0-0
Stanford Jennings	5	1	6	0-0	0-0	0	0	1-0
Don Kern	4	2	6	0-0	0-0	0	0	0-0
Tom Dinkel	3	0	3	0-0	0-0	0	0	0-0
Steve Kreider	3	0	3	0-0	0-0	0	0	0-0
Max Montoya	3	0	3	0-0	0-0	0	0	0-0
Rodney Holman	2	1	3	0-0	0-0	0	0	0-0
Sean Thomas	2	1	3	0-0	0-0	0	0	0-0
James Brooks	2	0	2	0-0	0-0	0	0	0-0
Boomer Esiason	2	0	2	0-0	0-0	0	0	0-0
M.L. Harris	2	0	2	0-0	0-0	0	0	0-0
Larry Kinnebrew	2	0	2	0-0	0-0	0	0	0-0
Mike Wilson	2	0	2	0-0	0-0	0	0	0-0
Charles Alexander	1	0	1	0-0	0-0	0	0	0-0
Eddie Brown	1	0	1	0-0	0-0	0	0	0-0
Pat McNally	1	0	1	0-0	0-0	0	0	0-0
Anthony Munoz	1	0	1	0-0	0-0	0	0	0-0
Bruce Reimers	1	0	1	0-0	0-0	0	0	0-0

BLOCKED KICKS	BP	BFG	BXP
(none)	0	0	0

* NOTE: The two-point conversion was not instituted in the NFL until 1994.

** NOTE: It was not standard practice to separate the three types of defensive statistics — defense, special teams and miscellaneous — until 1988. Thus, the defensive statistics listed above include the combined totals of all three types. All defensive statistics above are press box statistics produced at the games.

1986 STATISTICS

RECORD: 10-6-0

HEAD COACH: SAM WYCHE

DATE	W-L	SCORE	OPPONENT	ATTENDANCE
9-7-86	L	14-24	at Kansas City	43,430
9-14-86	W	36-33 (OT)	BUFFALO	52,714
9-18-86	W	30-13	at Cleveland	78,779
9-28-86	L	7-44	CHICAGO	55,146
10-5-86	W	34-28	at Green Bay	51,230
10-13-86	W	24-22	PITTSBURGH	54,283
10-19-86	W	31-28	HOUSTON	53,844
10-26-86	L	9-30	at Pittsburgh	50,815
11-2-86	W	24-17	at Detroit	52,423
11-9-86	L	28-32	at Houston	32,130
11-16-86	W	34-7	SEATTLE	54,410
11-23-86	W	24-20	MINNESOTA	53,003
11-30-86	L	28-34	at Denver	58,705
12-7-86	W	31-7	at New England	60,633
12-14-86	L	3-34	CLEVELAND	58,062
12-21-86	W	52-21	N.Y. JETS	51,619

TEAM STATISTICS	BENGALS	OPPONENTS
TOTAL FIRST DOWNS	348	336
Rushing	134	134
Passing	183	171
Penalty	31	31
3rd Down: Made-Att.	79-199	84-218
3rd Down Pct.	39.7	38.5
4th Down: Made-Att.	9-16	12-16
4th Down Pct.	56.3	75.0
POSSESSION AVG.	28:48	31:12
TOTAL NET YARDS	6490	5274
Avg. Per Game	405.6	329.6
Total Plays	1046	1051
Avg. Per Play	6.2	5.0
NET YARDS RUSHING	2533	2122
Avg. Per Game	158.3	132.6
Total Rushes	521	514
NET YARDS PASSING	3957	3152
Avg. Per Game	247.3	197.0
Sacked-Yards Lost	28-203	42-368
Gross Yards	4160	3520
Att.-Completions	497-287	495-278
Completion Pct.	57.7	56.2
Had Intercepted	20	17
PUNTS-AVG.	59-33.8	77-39.8
Net Punting Avg.	29.7	34.5
PENALTIES-YARDS	111-847	93-840
FUMBLES-BALLS LOST	31-16	30-11
TOUCHDOWNS	51	47
Rushing	24	23
Passing	25	17
Returns	2	7

SCORE BY PERIODS	1	2	3	4	OT	PTS
BENGALS	69	126	72	139	3	409
OPPONENTS	113	92	122	67	0	394

SCORING	TD	TD-R	TD-P	TD-R	PAT	FG	S	PTS
Jim Breech	0	0	0	0	50-51	17-32	0	101
Cris Collinsworth	10	0	10	0	—	—	0	60
James Brooks	9	5	4	0	—	—	0	54
Larry Kinnebrew	9	8	1	0	—	—	0	54
Stanley Wilson	8	8	0	0	—	—	0	48
Eddie Brown	4	0	4	0	—	—	0	24
Rodney Holman	2	0	2	0	—	—	0	12
Anthony Munoz	2	0	2	0	—	—	0	12
Louis Breen	1	0	0	1	—	—	0	6
Eddie Edwards	1	0	0	1	—	—	0	6
Boomer Esiason	1	1	0	0	—	—	0	6
Jeff Hayes	1	1	0	0	—	—	0	6
Stanford Jennings	1	1	0	0	—	—	0	6
Eric Kattus	1	0	1	0	—	—	0	6
Tim McGee	1	0	1	0	—	—	0	6
Leon White	0	0	0	0	—	—	1	2
BENGALS	51	24	25	2	50-51	17-32	1	409
OPPONENTS	47	23	17	7	44-47	22-30	1	394

Two-point conversions: (NA)*

PASSING	ATT	CMP	YDS	CMP%	YDS/ATT	TD	TD%	INT	INT%	LG	SKD-YDS	RAT
Boomer Esiason	469	273	3959	58.2	8.44	24	5.1	17	3.6	57	26-194	87.7
Ken Anderson	23	11	171	47.8	7.43	1	4.3	2	8.7	43	1-4	51.2
Doug Gaynor	3	3	30	100.0	10.00	0	0.0	0	0.0	16	1-5	108.3
James Brooks	1	0	0	0.0	0.00	0	0.0	0	0.0	—	0-0	39.6
Steve Kreider	1	0	0	0.0	0.00	0	0.0	1	100.0	—	0-0	0.0
BENGALS	497	287	4160	57.7	8.37	25	5.0	20	4.0	57	28-203	85.1
OPPONENTS	495	278	3520	56.2	7.11	17	3.4	17	3.4	84	42-368	75.7

RUSHING	ATT	YDS	AVG	LG	TD
James Brooks	205	1087	5.3	56	5
Larry Kinnebrew	131	519	4.0	39	8
Stanley Wilson	68	379	5.6	58	8
Bill Johnson	39	226	5.8	34	0
Boomer Esiason	44	146	3.3	23	1
Jeff Hayes	3	92	30.7	61	1
Stanford Jennings	16	54	3.4	10	1
Eddie Brown	8	32	4.0	17	0
Tim McGee	4	10	2.5	8	0
Doug Gaynor	1	4	4.0	4	0
Cris Collinsworth	2	-16	-8.0	-6	0
BENGALS	521	2533	4.9	61	24
OPPONENTS	514	2122	4.1	75	23

RECEIVING	REC	YDS	AVG	LG	TD
Cris Collinsworth	62	1024	16.5	46	10
Eddie Brown	58	964	16.6	57	4
James Brooks	54	686	12.7	54	4
Rodney Holman	40	570	14.3	34	2
Tim McGee	16	276	17.3	51	1
Larry Kinnebrew	13	136	10.5	31	1
Bill Johnson	13	103	7.9	17	0
Eric Kattus	11	99	9.0	28	1
Stanford Jennings	6	86	14.3	34	0
Steve Kreider	5	96	19.2	23	0
Stanley Wilson	4	45	11.3	34	0
Mike Martin	3	68	22.7	51	0
Anthony Munoz	2	7	3.5	5	2
BENGALS	287	4160	14.5	57	25
OPPONENTS	278	3520	12.7	84	17

INTERCEPTIONS	NO	YDS	AVG	LG	TD
Louis Breen	7	72	10.3	36	1
David Fulcher	4	20	5.0	15	0
Leo Barker	2	7	3.5	7	0
Barney Bussey	1	19	19.0	19	0
Carl Zander	1	18	18.0	18	0
Joe Kelly	1	6	6.0	6	0
Ray Horton	1	4	4.0	4	0
BENGALS	17	146	8.6	36	1
OPPONENTS	20	189	9.5	49	0

PUNTING	NO	YDS	AVG	NET	TB	IN-20	LG	BLK
Jeff Hayes	56	1965	35.1	29.7	3	11	52	2
Boomer Esiason	1	31	31.0	31.0	0	1	31	0
BENGALS	59	1996	33.8	29.7	3	12	52	2
OPPONENTS	77	3068	39.8	34.5	9	14	66	0

PUNT RETURNS	NO	FC	YDS	AVG	LG	TD
Mike Martin	13	6	96	7.4	14	0
Ray Horton	11	3	111	10.1	25	0
Tim McGee	3	4	21	7.0	9	0
John Simmons	2	4	7	3.5	6	0
BENGALS	29	17	235	8.1	25	0
OPPONENTS	19	14	182	9.6	54	0

KICKOFF RETURNS	NO	YDS	AVG	LG	TD
Tim McGee	43	1007	23.4	94	0
Stanford Jennings	12	257	21.4	41	0
Mike Martin	4	83	20.8	21	0
Ron Simpkins	2	24	12.0	15	0
Rodney Holman	1	18	18.0	18	0
John Simmons	1	0	0.0	0	0
BENGALS	63	1389	22.0	94	0
OPPONENTS	80	1611	20.1	96	1

FIELD GOALS	1-19	20-29	30-39	40-49	50+
Jim Breech	1-2	4-5	5-7	5-14	2-4
BENGALS	1-2	4-5	5-7	5-14	2-4
OPPONENTS	4-4	4-5	6-6	8-13	0-2

Jim Breech: (—), (51G, 20G), (49G, 33G, 25G), (—), (48N), (40N), (40G), (49N, 51G, 41N), (27N, 19G, 30N, 40G, 31G), (50N, 38G, 44N), (49N, 47N), (37G, 51N, 34G), (19N, 49N, 40G), (39N), (24G, 44N), (23G), (43G).

Opponents: (45N, 18G), (20G, 44G), (19G, 34G), (41G), (—), (27N), (24G, 44G), (—), (31G, 43G, 41G), (50N, 18G), (42G, 25G, 30G, 46G), (49N, 42N, 55N), (24G, 35G), (49G, 33G), (44N), (46N, 39G, 19G), (—).

USUAL STARTERS

OFFENSE		DEFENSE	
WR	Cris Collinsworth	LDE	Eddie Edwards
LOT	Anthony Munoz	NT	Tim Krumrie
LG	Bruce Kozerski	RDE	Ross Browner
C	Dave Rimington	LOLB	Emanuel King
RG	Max Montoya	LILB	Carl Zander
ROT	Brian Blados,	RILB	Leo Barker,
	Joe Walter		Joe Kelly
TE	Rodney Holman	ROLB	Reggie Williams
WR	Eddie Brown	LCB	Louis Breen
QB	Boomer Esiason	RCB	Lewis Billups
HB	James Brooks	SS	David Fulcher
FB	Larry Kinnebrew	FS	Bobby Kemp

DEFENSE**	ST	AT	TT	SKS-YDS	INT-YDS	PD	FF	FR-YDS
Tim Krumrie	73	40	113	1-4	0-0	0	0	2-18
David Fulcher	75	30	105	2-18	4-20	7	0	1-0
Carl Zander	61	36	97	3.5-34	1-18	4	0	1-0
Reggie Williams	73	23	96	4.5-34	0-0	3	2	1-0
Emmanuel King	52	18	70	9-88	0-0	1	2	1-1
Louis Breen	49	7	56	0-0	7-72	14	1	0-0
Ray Horton	44	11	55	0-0	1-4	9	0	0-0
Bobby Kemp	37	14	51	0-0	0-0	3	0	0-0
Ross Browner	37	12	49	6.5-57	0-0	2	1	0-0
Eddie Edwards	35	10	45	6.5-49	0-0	3	0	2-0
Leo Barker	28	15	43	0-0	2-7	2	2	0-0
Joe Kelly	25	10	35	1-7	1-6	1	0	1-0
Lewis Billups	28	5	33	1-9	0-0	11	1	1-2
Ron Simpkins	21	6	27	0-0	0-0	0	0	0-0
Barney Bussey	19	5	24	1-12	1-19	1	0	0-0
Robert Jackson	19	5	24	0-0	0-0	3	0	0-0
Ron Simpkins	21	6	27	0-0	0-0	0	0	0-0
Jim Skow	16	3	19	3-24	0-1	0	0	0-0
John Simmons	16	1	17	1-15	0-0	4	0	0-0
Eric Kattus	13	1	14	0-0	0-0	0	0	0-0
Leon White	12	2	14	0-0	0-0	0	0	0-0
Ed Brady	9	3	12	0-0	0-0	1	0	0-0
Mike Hammerstein	3	7	10	1-6	0-0	0	0	0-0
Jimmy Turner	8	1	9	0-0	0-0	2	0	0-0
Kiki DeAyala	7	2	9	1-11	0-0	0	0	0-0
Bill Johnson	6	2	8	0-0	0-0	0	0	0-0
Stanford Jennings	5	1	6	0-0	0-0	0	0	0-0
Rodney Holman	3	0	3	0-0	0-0	0	0	0-0
Eddie Brown	2	0	2	0-0	0-0	0	0	0-0
Cris Collinsworth	2	0	2	0-0	0-0	0	0	0-0
Bruce Kozerski	2	0	2	0-0	0-0	0	0	0-0
Stanley Wilson	2	0	2	0-0	0-0	0	0	0-0
Jim Breech	1	1	2	0-0	0-0	0	0	0-0
Steve Kreider	1	1	2	0-0	0-0	0	0	0-0
James Brooks	1	0	1	0-0	0-0	0	0	0-0
Jeff Hayes	1	0	1	0-0	0-0	0	0	0-0
Larry Kinnebrew	1	0	1	0-0	0-0	0	0	0-0
Max Montoya	1	0	1	0-0	0-0	0	0	0-0
Joe Walter	1	0	1	0-0	0-0	0	0	0-0
David Douglas	0	1	1	0-0	0-0	0	0	0-0

BLOCKED KICKS	BP	BFG	BXP
Bruce Reimers	0	0	1

* NOTE: The two-point conversion was not instituted in the NFL until 1994.

1987 STATISTICS

RECORD: 4-11-0

HEAD COACH: SAM WYCHE

DATE	W-L	SCORE	OPPONENT	ATTENDANCE
9-13-87	W	23-21	at Indianapolis	59,387
9-20-87	L	26-27	SAN FRANCISCO	53,498
— PLAYERS' STRIKE BEGINS, SEPT. 22 —				
9-27-87	—	—	at L.A. Rams	CANCELED
10-4-87*	L	9-10	SAN DIEGO	18,074
10-11-87*	W	17-10	at Seattle	31,739
— PLAYERS' STRIKE ENDS AT 24 DAYS, OCT. 15 —				
10-18-87*	L	0-34	CLEVELAND	40,179
10-25-87	L	20-23	at Pittsburgh	53,692
11-1-87	L	29-31	HOUSTON	52,700
11-8-87	L	14-20	MIAMI	53,840
11-15-87	W	16-10	at Atlanta	25,758
11-22-87	L	16-30	PITTSBURGH	59,910
11-29-87	L	20-27	at N.Y. Jets	41,135
12-6-87	W	30-27 (OT)	KANSAS CITY	46,489
12-13-87	L	24-38	at Cleveland	77,331
12-20-87	L	24-41	NEW ORLEANS	43,424
12-27-87	L	17-21	at Houston	49,775

*Strike replacement player games.

TEAM STATISTICS	BENGALS	OPPONENTS
TOTAL FIRST DOWNS	319	286
Rushing	130	99
Passing	159	169
Penalty	30	18
3rd Down: Made-Att	81-216	79-194
3rd Down Pct.	37.5	40.7
4th Down: Made-Att	8-18	4-8
4th Down Pct.	44.4	50.0
POSSESSION AVG.	30:24	29:36
TOTAL NET YARDS	5377	4697
Avg. Per Game	358.5	313.1
Total Plays	1045	937
Avg. Per Play	5.1	5.0
NET YARDS RUSHING	2164	1641
Avg. Per Game	144.3	109.4
Total Rushes	538	441
NET YARDS PASSING	3213	3056
Avg. Per Game	214.2	203.7
Sacked-Yards Lost	32-255	40-303
Gross Yards	3468	3359
Att.-Completions	475-255	456-267
Completion Pct.	53.7	58.6
Had Intercepted	20	14
PUNTS-AVG.	73-40.2	75-40.2
Net Punting Avg.	34.5	33.4
PENALTIES-YARDS	99-791	79-669
FUMBLES-BALLS LOST	29-12	26-12
TOUCHDOWNS	30	43
Rushing	13	15
Passing	17	24
Returns	0	4

SCORE BY PERIODS	1	2	3	4	OT	PTS
BENGALS	87	72	40	83	3	285
OPPONENTS	44	106	96	124	0	370

SCORING	TD	TD-R	TD-P	TD-Rt	PAT	FG	S	PTS
Jim Breech	0	0	0	0	25-27	24-30	0	97
Larry Kinnebrew	8	8	0	0	—	—	0	48
James Brooks	3	1	2	0	—	—	0	18
Eddie Brown	3	0	3	0	—	—	0	18
Stanford Jennings	3	1	2	0	—	—	0	18
Mike Martin	3	0	3	0	—	—	0	18
Rodney Holman	2	0	2	0	—	—	0	12
Eric Kattus	2	0	2	0	—	—	0	12
Bill Johnson	1	1	0	0	—	—	0	6
Marc Logan	1	1	0	0	—	—	0	6
Massimo Manca	0	0	0	0	3-3	1-2	0	6
David McCluskey	1	1	0	0	—	—	0	6
Tim McGee	1	0	1	0	—	—	0	6
Anthony Munoz	1	0	1	0	—	—	0	6
Wade Russell	1	0	1	0	—	—	0	6
Scott Schutt	0	0	0	0	—	—	1	2
BENGALS	30	13	17	0	28-30	25-32	1	285
OPPONENTS	43	15	24	4	43-43	23-26	0	370

Two-point conversions: (NA*).

PASSING	ATT	CMP	YDS	CMP%	YDS/ATT	TD	TD%	INT	INT%	LG	SKD-YDS	RAT
Boomer Esiason	440	240	3321	54.5	7.55	16	3.6	19	4.3	611	26-209	73.1
Dave Walter	21	10	113	47.6	5.38	0	0.0	0	0.0	35	2-15	64.2
Adrian Breen	8	3	9	37.5	1.13	1	12.5	0	0.0	6	3-18	85.4
Ben Bennett	6	2	25	33.3	4.17	0	0.0	1	16.7	18	0-0	7.6
Ira Hillary	0	0	0	—	—	0	—	0	—	—	1-13	—
BENGALS	475	255	3468	53.7	7.30	17	3.6	20	4.2	611	32-255	71.6
OPPONENTS	456	267	3359	58.6	7.37	24	5.3	14	3.1	53	40-303	86.3

RUSHING	ATT	YDS	AVG	LG	TD
Larry Kinnebrew	145	570	3.9	52	8
Stanford Jennings	70	314	4.5	18	1
James Brooks	94	290	3.1	18	1
Boomer Esiason	52	241	4.6	19	0
Bill Johnson	39	205	5.3	20	1
Marc Logan	37	203	5.5	51	1
David McCluskey	29	94	3.2	12	1
Dana Wright	24	74	3.1	10	0
Dave Walter	16	70	4.4	16	0
Dan Rice	18	59	3.3	8	0
Greg Meehan	4	19	4.8	17	0
Adrian Breen	6	18	3.0	9	0
Ben Bennett	2	17	8.5	9	0
Eddie Brown	1	0	0.0	0	0
Tim McGee	1	-10	-10.0	-10	0
BENGALS	538	2164	4.0	52	13
OPPONENTS	441	1641	3.7	42	15

RECEIVING	REC	YDS	AVG	LG	TD
Eddie Brown	44	608	13.8	47	3
Stanford Jennings	35	277	7.9	24	2
Cris Collinsworth	31	494	15.9	53	0
Rodney Holman	28	438	15.6	61	2
Tim McGee	23	408	17.7	49	1
James Brooks	22	272	12.4	46	2
Mike Martin	20	394	19.7	54	3
Eric Kattus	18	217	12.1	57	2
Larry Kinnebrew	9	114	12.7	25	0
Ira Hillary	5	65	13.0	23	0
Dana Wright	4	28	7.0	11	0
Greg Meehan	3	25	8.3	12	0
Bill Johnson	3	19	6.3	9	0
Marc Logan	3	14	4.7	18	0
Marquis Pleasant	2	45	22.5	35	0
Wade Russell	2	27	13.5	23	1
Anthony Munoz	2	15	7.5	12	1
David McCluskey	1	8	8.0	8	0
BENGALS	255	3468	13.6	61	17
OPPONENTS	267	3359	12.6	53	24

INTERCEPTIONS	NO	YDS	AVG	LG	TD
Robert Jackson	3	49	16.3	29	0
David Fulcher	3	30	10.0	28	0
Louis Breedon	2	49	24.5	44	0
Daryl Smith	2	0	0.0	0	0
Solomon Wilcotts	1	37	37.0	37	0
Rob Niehoff	1	19	19.0	19	0
Eric Thomas	1	3	3.0	3	0
Barney Bussey	1	0	0.0	0	0
BENGALS	14	187	13.4	44	0
OPPONENTS	20	336	16.8	76	2

PUNTING	NO	YDS	AVG	NET	TB	IN-20	LG	BLK
Scott Fulhage	52	2168	41.7	35.6	5	10	58	0
Greg Horne	19	759	39.9	32.0	4	2	57	0
Boomer Esiason	2	68	34.0	28.0	0	1	41	0
BENGALS	73	2995	41.0	34.5	9	13	58	0
OPPONENTS	75	3017	40.2	33.4	11	15	66	0

PUNT RETURNS	NO	FC	YDS	AVG	LG	TD
Mike Martin	28	5	277	9.9	21	0
Ken Brown	5	3	16	3.2	10	0
Ray Horton	1	0	0	0.0	0	0
Robert Jackson	0	1	0	—	—	0
BENGALS	34	9	293	8.6	21	0
OPPONENTS	42	8	299	7.1	26	0

KICKOFF RETURNS	NO	YDS	AVG	LG	TD
Barney Bussey	21	406	19.3	34	0
Tim McGee	15	242	16.1	24	0
Dana Wright	13	266	20.5	30	0
Mike Martin	3	51	17.0	20	0
Ken Brown	3	45	15.0	20	0
James Brooks	2	42	21.0	23	0
Stanford Jennings	2	32	16.0	18	0
Marc Logan	3	31	10.3	16	0
Eric Kattus	2	22	11.0	13	0
Ira Hillary	1	15	15.0	15	0
Greg Meehan	1	9	9.0	9	0
David Fulcher	1	0	0.0	0	0
BENGALS	67	1161	17.3	34	0
OPPONENTS	62	1145	18.5	62	0

USUAL STARTERS

OFFENSE		DEFENSE	
WR	Cris Collinsworth	LDE	Eddie Edwards
	Tim McGee	NT	Tim Krumrie
LOT	Anthony Munoz	RDE	Jim Skow
LG	Bruce Reimers	LOLB	Emmanuel King
C	Dave Rimatington	LILB	Carl Zander
RG	Max Montoya	RILB	Joe Kelly
ROT	Joe Walter	ROLB	Reggie Williams
TE	Rodney Holman	LCB	Ray Horton
WR	Eddie Brown	RCB	Lewis Billups
QB	Boomer Esiason	SS	David Fulcher
HB	James Brooks	FS	Robert Jackson
	Stanford Jennings		
FB	Larry Kinnebrew		

FIELD GOALS	1-19	20-29	30-39	40-49	50+
Jim Breech	0-0	6-7	12-12	6-11	0-0
Massimo Manca	0-0	1-1	0-0	0-1	0-0
BENGALS	0-0	7-8	12-12	6-12	0-0
OPPONENTS	0-0	9-9	7-8	6-8	1-1

Jim Breech: (42N, 20G), (23G, 42G, 41G, 46G), (—), (—), (—), (—), (32G, 33G, 26G, 43N, 39G, 32G), (—), (31G, 45B, 22G, 30G), (35G, 38G, 41G), (31G, 35G, 46B), (37G, 27G, 28B, 32G), (20G), (43G, 46N), (43G).

Massimo Manca: (—), (—), (45B), (28G), (—), (—), (—), (—), (—), (—), (—), (—), (—), (—), (—).

Opponents: (—), (24G, 31G), (30N, 24G), (24G), (45G, 33G), (45G, 21G, 20G), (47G), (48G, 45N, 34G), (44G), (43G, 52G, 36G), (24G, 23G), (39G, 33G), (27G), (21G, 30G), (42N).

DEFENSE**	ST	AT	TT	SKS-YDS	INT-YDS	PD	FF	FR-YDS
Tim Krumrie	62	26	88	3.5-28.5	0-0	1	0	0-0
Reggie Williams	56	19	75	6-45	0-0	0	1	2-0
David Fulcher	51	21	72	3-22	3-30	10	1	1-0
Robert Jackson	57	13	70	0-0	3-49	4	0	1-0
Carl Zander	44	17	61	1-14	0-0	1	0	0-0
Ray Horton	40	13	53	0-0	0-0	4	0	0-0
Lewis Billups	38	7	45	0-0	0-0	11		

1988 STATISTICS

RECORD: 12-4-0

HEAD COACH: SAM WYCHE

(BENGALS WON AFC CENTRAL DIVISION; SEE POSTSEASON PORTION OF TEAM HISTORY SECTION FOR POSTSEASON STATS)

DATE	W-L	SCORE	OPPONENT	ATTENDANCE
9-4-88	W	21-14	PHOENIX	50,404
9-11-88	W	28-24	at Philadelphia	66,459
9-18-88	W	17-12	at Pittsburgh	56,647
9-25-88	W	24-17	CLEVELAND	54,943
10-2-88	W	45-21	at L.A. Raiders	42,594
10-9-88	W	36-19	N.Y. JETS	57,482
10-16-88	L	21-27	at New England	59,969
10-23-88	W	44-21	HOUSTON	54,659
10-30-88	L	16-23	at Cleveland	79,147
11-6-88	W	42-7	PITTSBURGH	56,403
11-13-88	L	28-31	at Kansas City	34,614
11-20-88	W	38-24	at Dallas	37,865
11-27-88	W	35-21	BUFFALO	58,672
12-4-88	W	27-10	SAN DIEGO	56,866
12-11-88	L	6-41	at Houston	50,269
12-17-88	W	20-17 (OT)	WASHINGTON	52,157

TEAM STATISTICS	BENGALS	OPPONENTS
TOTAL FIRST DOWNS	351	322
Rushing	159	126
Passing	165	177
Penalty	27	19
3rd Down: Made-Att	80-181	96-221
3rd Down Pct.	44.2	43.4
4th Down: Made-Att	8-11	12-27
4th Down Pct.	72.7	44.4
POSSESSION AVG.	29:32	30:28
TOTAL NET YARDS	6057	5182
Avg. Per Game	378.6	323.9
Total Plays	985	1059
Avg. Per Play	6.1	4.9
NET YARDS RUSHING	2710	2048
Avg. Per Game	169.4	128.0
Total Rushes	563	493
NET YARDS PASSING	3347	3134
Avg. Per Game	209.2	195.9
Sacked-Yards Lost	30-245	42-374
Gross Yards	3592	3508
Att.-Completions	392-225	524-283
Completion Pct.	57.4	54.0
Had Intercepted	14	22
PUNTS-AVG.	64-36.7	65-39.9
Net Punting Avg.	30.2	35.6
PENALTIES-YARDS	82-647	95-873
FUMBLES-BALLS LOST	28-13	28-14
TOUCHDOWNS	59	39
Rushing	27	18
Passing	28	19
Returns	4	2

SCORE BY PERIODS	1	2	3	4	OT	PTS
BENGALS	99	147	107	92	3	448
OPPONENTS	67	79	95	88	0	329

SCORING	TD	TD-R	TD-P	TD-Rt	PAT	FG	S	PTS
Ickey Woods	15	0	0	0	—	—	0	90
Jim Breech	0	0	0	0	56-59	11-16	0	89
James Brooks	14	8	6	0	—	—	0	84
Eddie Brown	9	0	9	0	—	—	0	54
Tim McGee	6	0	6	0	—	—	0	36
Rodney Holman	3	0	3	0	—	—	0	18
Stanley Wilson	3	2	1	0	—	—	0	18
Stanford Jennings	2	1	0	1	—	—	0	12
Leo Barker	1	0	0	1	—	—	0	6
Lewis Billups	1	0	0	1	—	—	0	6
Cris Collinsworth	1	0	1	0	—	—	0	6
Boomer Esiason	1	1	0	0	—	—	0	6
David Fulcher	1	0	0	1	—	—	0	6
Ira Hillary	1	0	1	0	—	—	0	6
Mike Martin	1	0	1	0	—	—	0	6
Lee Johnson	0	0	0	0	0-0	1-2	0	3
(team)	—	—	—	—	—	—	1	2
BENGALS	59	27	28	4	56-59	12-18	1	448
OPPONENTS	39	18	19	2	38-39	17-24	3	329

Two-point conversions: (NA)*.

PASSING	ATT	CMP	YDS	CMP%	YDS/ATT	TD	TD%	INT	INT%	LG	SKD-YDS	RAT
Boomer Esiason	388	223	3572	57.5	9.21	28	7.2	14	3.6	86t	30-245	97.4
Turk Schonert	4	2	20	50.0	5.00	0	0.0	0	0.0	17	0-0	64.6
BENGALS	392	225	3592	57.4	9.16	28	7.1	14	3.6	86t	30-245	97.0
OPPONENTS	524	283	3508	54.0	6.69	19	3.6	22	4.2	65t	42-374	69.6

RUSHING	ATT	YDS	AVG	LG	TD
Ickey Woods	203	1066	5.3	56	15
James Brooks	182	931	5.1	51t	8
Stanley Wilson	112	398	3.6	19	2
Boomer Esiason	43	248	5.8	24	1
Stanford Jennings	17	47	2.8	9	1
Marc Logan	2	10	5.0	9	0
Turk Schonert	2	10	5.0	7	0
Mike Norseth	1	5	5.0	5	0
Eddie Brown	1	5	5.0	5	0
BENGALS	563	2710	4.8	56	27
OPPONENTS	493	2048	4.2	48	18

RECEIVING	REC	YDS	AVG	LG	TD
Eddie Brown	53	1273	24.0	86t	9
Rodney Holman	39	527	13.5	33	3
Tim McGee	36	686	19.1	78t	6
James Brooks	29	287	9.9	28t	6
Ickey Woods	21	199	9.5	25	0
Cris Collinsworth	13	227	17.5	36	1
Stanley Wilson	9	110	12.2	28	1
Ira Hillary	5	82	9.1	16	0
Ira Hillary	5	76	15.2	31	1
Stanford Jennings	5	75	15.0	31	0
Mike Martin	2	22	11.0	15t	1
Marc Logan	2	20	10.0	17	0
Eric Kattus	2	8	4.0	11	0
BENGALS	225	3592	16.0	86t	28
OPPONENTS	283	3508	12.4	65t	19

INTERCEPTIONS	NO	YDS	AVG	LG	TD
Eric Thomas	7	61	8.7	37	0
David Fulcher	5	38	7.6	16t	1
Lewis Billups	4	47	11.8	29	0
Ray Horton	3	13	4.3	11	0
Rickey Dixon	1	13	13.0	13	0
Solomon Wilcotts	1	6	6.0	6	0
Carl Zander	1	3	3.0	3	0
BENGALS	22	181	8.2	37	1
OPPONENTS	14	185	13.2	46	0

PUNTING	NO	YDS	AVG	NET	TB	IN-20	LG	BLK
Scott Fulhage	44	1672	38.0	29.4	5	13	53	2
Lee Johnson	14	594	42.4	36.7	1	4	52	0
Jim Breech	3	64	21.3	14.7	1	1	30	0
Boomer Esiason	1	21	21.0	21.0	0	0	21	0
BENGALS	64	2351	36.7	30.2	7	18	53	2
OPPONENTS	65	2596	39.9	35.6	2	12	53	0

PUNT RETURNS	NO	FC	YDS	AVG	LG	TD
Ira Hillary	17	5	166	9.8	20	0
Eddie Brown	10	7	48	4.8	13	0
Mike Martin	5	5	30	6.0	10	0
BENGALS	32	17	244	7.6	20	0
OPPONENTS	32	7	280	8.8	26	0

KICKOFF RETURNS	NO	YDS	AVG	LG	TD
Stanford Jennings	32	684	21.4	98t	1
Ira Hillary	12	195	16.3	24	0
Barney Bussey	7	83	11.9	22	0
Marc Logan	4	80	20.0	24	0
Rickey Dixon	1	18	18.0	18	0
James Brooks	1	-6	-6.0	-6	0
Jim Riggs	0f	0	—	—	0
BENGALS	57	1054	18.5	98t	1
OPPONENTS	61	1335	21.9	84	0

FIELD GOALS	1-19	20-29	30-39	40-49	50+
Jim Breech	1-1	5-5	3-4	2-5	0-1
Lee Johnson	0-0	0-0	0-0	0-0	1-2
BENGALS	1-1	5-5	3-4	2-5	1-3
OPPONENTS	1-1	4-5	7-7	5-10	0-1

Jim Breech: (42N), (—), (32G), (34G), (28G), (30N), (25G), (—), (—), (19G, 32G, 22G), (—), (41G), (51N), (46N), (45G, 27G), (40N, 20G).

Lee Johnson: (—), (—), (—), (—), (—), (—), (—), (—), (—), (—), (—), (—), (—), (50N), (—), (50G).

Opponents: (58N), (42N, 34G), (48N, 19G), (27G), (—), (30G), (43N), (45N), (34G, 39G, 29G), (—), (37G, 35G, 23G, 47G, 39G), (44G), (—), (26G, 41N), (43G, 48G), (43G, 29N).

USUAL STARTERS

OFFENSE		DEFENSE	
WR	Tim McGee	LDE	Skip McClendon
LOT	Anthony Munoz	NT	Tim Krumrie
LG	Bruce Reimers	RDE	Jim Skow
C	Bruce Kozerski	LOLB	Leon White
RG	Max Montoya	LILB	Carl Zander
ROT	Joe Walter	RILB	Joe Kelly
TE	Rodney Holman	ROLB	Reggie Williams
WR	Eddie Brown	LCB	Lewis Billups
QB	Boomer Esiason	RCB	Eric Thomas
HB	James Brooks	SS	David Fulcher
FB	Ickey Woods	FS	Solomon Wilcotts

DEFENSE**	ST	AT	TT	SKS-YDS	INT-YDS	PD	FF	FR-YDS
Tim Krumrie	95	56	151	3-26	0-0	1	4	3-0
David Fulcher	72	36	108	1.5-12.5	5-38	11	1	0-0
Solomon Wilcotts	52	32	84	0-0	1-6	7	0	2-0
Carl Zander	46	34	80	0-0	1-3	1	0	1-0
Eric Thomas	49	18	67	0-0	7-61	32	1	0-0
Reggie Williams	34	31	65	2.5-19	0-0	4	0	0-0
Joe Kelly	40	21	61	0-0	0-0	1	0	0-0
Leon White	36	24	60	3-24	0-0	4	3	1-0
Lewis Billups	47	10	57	0-0	4-47	16	0	2-26
Jim Skow	31	13	44	9.5-86.5	0-0	2	2	0-0
Jason Buck	24	10	34	6-48.5	0-0	0	0	0-0
Leo Barker	22	12	34	3-33	0-0	1	1	1-34
Skip McClendon	20	11	31	2-27	0-0	2	0	2-0
David Grant	17	13	30	5-37	0-0	2	0	1-0
Rickey Dixon	29	0	29	0-0	1-13	9	0	0-0
Barney Bussey	21	4	25	4-36	0-0	3	1	1-0
Ray Horton	4	4	25	1-11	3-13	2	0	0-0
Eddie Edwards	4	5	9	0.5-3.5	0-0	0	0	0-0
Daryl Smith	5	1	6	0-0	0-0	0	0	0-0
Emmanuel King	2	1	3	0-0	0-0	0	0	0-0
Curtis Maxey	0	2	2	0-0	0-0	0	0	0-0
Ed Brady	0	1	1	0-0	0-0	0	0	0-0
(team)	—	—	—	1-10	—	—	—	—

SPECIAL TEAMS**	ST	AT	TT	FF	FR-YDS	BP	BFG	BXP
Barney Bussey	12	1	13	0	0-0	0	0	0
Rickey Dixon	11	1	12	0	1-(-3)	0	0	0
Ed Brady	9	2	11	1	0-0	0	0	0
Leo Barker	8	1	9	0	0-0	0	0	0
Marc Logan	6	1	7	0	0-0	0	0	0
Jim Riggs	6	0	6	0	1-0	0	0	0
Leon White	4	0	4	1	0-0	0	0	0
Emmanuel King	3	0	3	0	0-0	0	0	0
Solomon Wilcotts	3	0	3	0	0-0	0	0	0
Carl Zander	2	1	3	0	0-0	0	0	0
Ira Hillary	2	0	2	0	0-0	0	0	0
Ray Horton	2	0	2	0	0-0	0	0	0
Eric Kattus	2	0	2	0	0-0	0	0	0
Eric Thomas	2	0	2	0	0-0	0	0	0
David Fulcher	1	1	2	0	0-0	0	0	0
Daryl Smith	1	1	2	0	0-0	0	0	0
Cris Collinsworth	1	0	1	0	0-0	0	0	0
Ellis Dillahunt	1	0	1	0	0-0	0	0	0
Lee Johnson	1	0	1	0	0-0	0	0	0
Joe Kelly	1	0	1	0	0-0	0	0	0
Carl Parker	1	0	1	0	0-0	0	0	0
Kevin Walker	1	0</						

1989 STATISTICS

RECORD: 8-8-0

HEAD COACH: SAM WYCHE

DATE	W-L	SCORE	OPPONENT	ATTENDANCE
9-10-89	L	14-17	at Chicago	64,730
9-17-89	W	41-10	PITTSBURGH	53,885
9-25-89	W	21-14	CLEVELAND	55,996
10-1-89	W	21-17	at Kansas City	61,165
10-8-89	W	26-16	at Pittsburgh	52,785
10-15-89	L	13-20	MIAMI	58,184
10-22-89	L	12-23	INDIANAPOLIS	57,642
10-29-89	W	56-23	TAMPA BAY	57,225
11-5-89	L	7-28	at L.A. Raiders	51,080
11-13-89	L	24-26	at Houston	60,694
11-19-89	W	42-7	DETROIT	55,720
11-26-89	L	7-24	at Buffalo	80,074
12-3-89	W	21-0	at Cleveland	76,236
12-10-89	L	17-24	SEATTLE	54,744
12-17-89	W	61-7	HOUSTON	47,510
12-25-89	L	21-29	at Minnesota	58,829

TEAM STATISTICS	BENGALS	OPPONENTS
TOTAL FIRST DOWNS	348	280
Rushing	136	114
Passing	183	151
Penalty	29	15
3rd Down: Made-Att.	100-220	82-209
3rd Down Pct.	45.5	39.2
4th Down: Made-Att.	12-24	6-19
4th Down Pct.	50.0	31.6
POSSESSION AVG.	30:51	29:09
TOTAL NET YARDS	6101	5297
Avg. Per Game	381.3	331.1
Total Plays	1083	997
Avg. Per Play	5.6	5.3
NET YARDS RUSHING	2483	2162
Avg. Per Game	155.2	135.1
Total Rushes	529	482
NET YARDS PASSING	3618	3135
Avg. Per Game	226.1	195.9
Sacked-Yards Lost	41-332	33-248
Gross Yards	3950	3383
Att.-Completions	513-288	482-256
Completion Pct.	56.1	53.1
Had Intercepted	13	21
PUNTS-AVG.	65-38.5	75-39.1
Net Punting Avg.	29.9	34.7
PENALTIES-YARDS	85-637	121-1045
FUMBLES-BALLS LOST	29-19	26-16
TOUCHDOWNS	52	32
Rushing	17	9
Passing	32	22
Returns	3	1

SCORE BY PERIODS	1	2	3	4	OT	PTS
BENGALS	61	147	98	98	0	404
OPPONENTS	50	97	56	82	0	285

SCORING	TD	TD-R	TD-P	TD-Rt	PAT	FG	S	PTS
Jim Breech	0	0	0	0	37-38	12-14	0	73
James Brooks	9	7	2	0	—	—	0	54
Rodney Holman	9	0	9	0	—	—	0	54
Tim McGee	8	0	8	0	—	—	0	48
Eddie Brown	6	0	6	0	—	—	0	36
Craig Taylor	5	3	2	0	—	—	0	30
Jim Gallery	0	0	0	0	13-13	2-6	0	19
Eric Ball	3	3	0	0	—	—	0	18
Stanford Jennings	3	2	1	0	—	—	0	18
Mike Martin	2	0	2	0	—	—	0	12
Ickey Woods	2	2	0	0	—	—	0	12
Barney Bussey	1	0	0	1	—	—	0	6
Ira Hillary	1	0	1	0	—	—	0	6
Kendal Smith	1	0	1	0	—	—	0	6
Eric Thomas	1	0	0	1	—	—	0	6
Leon White	1	0	0	1	—	—	0	6
Lee Johnson	0	0	0	0	0-1	0-0	0	0
BENGALS	52	17	32	3	50-52	14-20	0	404
OPPONENTS	32	9	22	1	31-32	20-27	1	285

Two-point conversions: (NA*)

RUSHING	ATT	YDS	AVG	LG	TD
James Brooks	221	1239	5.6	65t	7
Eric Ball	98	391	4.0	27	3
Stanford Jennings	83	293	3.5	17	2
Boomer Esiason	47	278	5.9	24	0
Craig Taylor	30	111	3.7	16	3
Ickey Woods	29	94	3.2	12	2
Tim McGee	2	36	18.0	25	0
Erik Wilhelm	6	30	5.0	14	0
John Holfield	11	20	1.8	11	0
Ira Hillary	1	-2	-2.0	-2	0
Lee Johnson	1	-7	-7.0	-7	0
BENGALS	529	2483	4.7	65t	17
OPPONENTS	482	2162	4.5	92t	9

RECEIVING	REC	YDS	AVG	LG	TD
Tim McGee	65	1211	18.6	74t	8
Eddie Brown	52	814	15.7	46	6
Rodney Holman	50	736	14.7	73t	9
James Brooks	37	306	8.3	25	2
Ira Hillary	17	162	9.5	17	1
Mike Martin	15	160	10.7	21	2
Eric Kattus	12	93	7.8	16	0
Kendal Smith	10	140	14.0	41t	1
Stanford Jennings	10	119	11.9	43t	1
Eric Ball	6	44	7.3	15	0
Jim Riggs	5	29	5.8	9	0
Craig Taylor	4	44	11.0	18t	2
John Garrett	2	29	14.5	18	0
John Holfield	2	18	9.0	14	0
Carl Parker	1	45	45.0	45	0
BENGALS	288	3950	13.7	74t	32
OPPONENTS	256	3383	13.2	84t	22

INTERCEPTIONS	NO	YDS	AVG	LG	TD
David Fulcher	8	87	10.9	22	0
Eric Thomas	4	18	4.5	18t	1
Rickey Dixon	3	47	15.7	28	0
Lewis Billups	2	0	0.0	0	0
Joe Kelly	1	25	25.0	25	0
Leon White	1	22	22.0	22	0
Richard Carey	1	5	5.0	5	0
Barney Bussey	1	0	0.0	0	0
BENGALS	21	204	9.7	28	1
OPPONENTS	13	42	3.2	19	0

PUNTING	NO	YDS	AVG	NET	TB	IN-20	LG	BLK
Lee Johnson	61	2446	40.1	30.2	11	14	62	2
Jim Breech	2	58	29.0	19.0	1	1	32	0
BENGALS	65	2504	38.5	29.9	12	15	62	2
OPPONENTS	75	2935	39.1	34.7	6	16	57	1

PUNT RETURNS	NO	FC	YDS	AVG	LG	TD
Mike Martin	15	4	107	7.1	17	0
Kendal Smith	12	2	54	4.5	15	0
Ira Hillary	6	4	19	3.2	10	0
Richard Carey	3	2	29	9.7	13	0
BENGALS	36	12	209	5.8	17	0
OPPONENTS	33	5	323	9.8	45	0

KICKOFF RETURNS	NO	YDS	AVG	LG	TD
Stanford Jennings	26	525	20.2	33	0
Ira Hillary	14	223	15.9	29	0
Richard Carey	6	104	17.3	23	0
Kendal Smith	5	65	13.0	19	0
Eric Ball	1	19	19.0	19	0
Craig Taylor	1	5	5.0	5	0
John Holfield	1	0	0.0	0	0
Robert Jackson	0f	0	—	—	0
BENGALS	54	941	17.4	33	0
OPPONENTS	55	1203	21.9	66	0

FIELD GOALS	1-19	20-29	30-39	40-49	50+
Jim Breech	0-0	9-9	3-4	0-1	0-0
Jim Gallery	0-0	1-1	0-1	1-4	0-0
BENGALS	0-0	10-10	3-5	1-5	0-0
OPPONENTS	0-0	9-9	7-8	4-8	0-2

Jim Breech: (—), (—), (—), (—), (24G, 27G), (20G, 22G), (30G, 29G, 23G, 21G), (—), (34N), (38G), (49N), (—), (—), (24G), (27G, 30G), (—).

Jim Gallery: (45N), (26G, 47G), (48N, 44N), (31N), (—), (—), (—), (—), (—), (—), (—), (—), (—), (—), (—), (—).

Opponents: (29G), (38G), (—), (23G), (46N, 24G, 40G, 34G), (29G, 33G), (27G), (—), (46N), (32G, 42G, 37G, 28G), (—), (24G), (51N, 48N), (41N, 48G), (32N), (31G, 37G, 22G, 42G, 24G, 52N).

PASSING	ATT	CMP	YDS	CMP%	YDS/ATT	TD	TD%	INT	INT%	LG	SKD-YDS	RAT
Boomer Esiason	455	258	3525	56.7	7.75	28	6.2	11	2.4	74t	36-288	92.1
Erik Wilhelm	56	30	425	53.6	7.59	4	7.1	2	3.6	46t	3-17	87.3
Turk Schonert	2	0	0	0.0	0.00	0	0.0	0	0.0	—	2-27	39.6
BENGALS	513	288	3950	56.1	7.70	32	6.2	13	2.5	74t	41-332	91.2
OPPONENTS	482	256	3383	53.1	7.02	22	4.6	21	4.4	84t	33-248	72.6

USUAL STARTERS

OFFENSE		DEFENSE	
WR	Tim McGee	LDE	Jim Skow
LOT	Anthony Munoz	NT	Tim Krumrie
LG	Bruce Reimers	RDE	Jason Buck
C	Bruce Kozerski	LOLB	Leon White
RG	Max Montoya	LILB	Carl Zander
ROT	Brian Blados	RILB	Joe Kelly
	Joe Walter	ROLB	Reggie Williams
TE	Rodney Holman	LCB	Lewis Billups
WR	Eddie Brown	RCB	Eric Thomas
QB	Boomer Esiason	SS	David Fulcher
HB	James Brooks	FS	Rickey Dixon
FB	Eric Ball, Stanford Jennings		

DEFENSE** ST AT TT SKS-YDS INT-YDS PD FF FR-YDS

David Fulcher	70	37	107	0-0	8-87	14	1	4-0
Rickey Dixon	84	19	103	0-0	3-47	16	1	0-0
Tim Krumrie	45	29	74	3-11	0-0	0	1	1-9
Joe Kelly	44	26	70	1-6	1-25	4	1	3-23
Carl Zander	43	24	67	1-5-14	0-0	3	1	1-25
Eric Thomas	49	9	58	2-23	4-18	23	1	1-0
Jason Buck	42	14	56	6-46	0-0	2	1	1-0
Lewis Billups	45	4	49	0-0	2-0	14	2	0-0
Reggie Williams	33	15	48	3-5-27	0-0	0	0	0-0
Leon White	32	15	47	2-17	1-22	4	2	2-22
Skip McClendon	24	9	33	1.5-10.5	0-0	2	1	1-0
Jim Skow	21	8	29	4.5-31	0-0	4	1	0-0
Mike Hammerstein	18	11	29	1.5-13	0-0	0	0	1-0
Leo Barker	21	6	27	0-0	0-0	2	0	0-0
Barney Bussey	20	5	25	2.5-13.5	1-0	6	0	0-0
David Grant	11	10	21	0.5-2.5	0-0	0	0	0-0
Robert Jackson	18	1	19	0-0	0-0	4	1	0-0
Solomon Wilcots	13	2	15	1-18	0-0	0	0	0-0
Kevin Walker	7	4	11	0-0	0-0	0	0	1-0
Richard Carey	6	3	9	0-0	1-5	3	0	0-0
Natu Tuatagaloa	6	1	7	2.5-15.5	0-0	2	0	0-0
Ed Brady	1	0	1	0-0	0-0	0	0	0-0

SPECIAL TEAMS** ST AT TT FF FR-YDS BP BFG BXP

Kevin Walker	11	0	11	0	0-0	0	0	0
Leo Barker	10	1	11	0	0-0	0	0	0
Ed Brady	9	1	10	0	0-0	0	0	0
Barney Bussey	9	1	10	0	0-0	0	0	0
Solomon Wilcots	8	2	10	0	0-0	0	0	0
Robert Jackson	6	0	6	0	0-0	0	0	0
Chris Barber	5	1	6	0	0-0	0	0	0
Leon White	5	1	6	0	0-0	0	0	0
Rickey Dixon	5	0	5	0	0-0	0	0	0
Richard Carey	1	2	3	0	0-0	0	0	0
Lee Johnson	2	0	2	0	0-0	0	0	0
Craig Taylor	2	0	2	0	0-0	0	0	0
Eric Thomas	2	0	2	0	0-0	1	0	0
Natu Tuatagaloa	2	0	2	0	0-0	0	0	0
Ira Hillary	1	0	1	0	0-0	0	0	0
Stanford Jennings	1	0	1	0	0-0	0	0	0
Eric Kattus	1	0	1	0	0-0	0	0	0
Rich Zomer	1	0	1	0	0-0	0	0	0
Carl Zander	1	0	1					

1990 STATISTICS

RECORD: 9-7-0

HEAD COACH: SAM WYCHE

(BENGALS WON AFC CENTRAL DIVISION; SEE POSTSEASON PORTION OF TEAM HISTORY SECTION FOR POSTSEASON STATS)

DATE	W-L	SCORE	OPPONENT	ATTENDANCE
9-9-90	W	25-20	N.Y. JETS	56,467
9-16-90	W	21-16	at San Diego	48,098
9-23-90	W	41-7	NEW ENGLAND	56,470
10-1-90	L	16-31	at Seattle	60,135
10-7-90	W	34-31 (OT)	at L.A. Rams	62,619
10-14-90	L	17-48	at Houston	53,501
10-22-90	W	34-13	at Cleveland	78,567
10-28-90	L	17-38	at Atlanta	53,214
11-4-90	L	7-21	NEW ORLEANS	60,067
11-11-90			— BYE —	
11-18-90	W	27-3	PITTSBURGH	60,064
11-25-90	L	20-34	INDIANAPOLIS	60,051
12-2-90	W	16-12	at Pittsburgh	58,200
12-9-90	L	17-20 (OT)	SAN FRANCISCO	60,084
12-16-90	L	7-24	at L.A. Raiders	54,132
12-23-90	W	40-20	HOUSTON	60,044
12-30-90	W	21-14	CLEVELAND	60,041

TEAM STATISTICS		BENGALS	OPPONENTS
TOTAL FIRST DOWNS		277	308
Rushing		107	116
Passing		151	180
Penalty		19	12
3rd Down: Made-Att		79-196	93-213
3rd Down Pct.		40.3	43.7
4th Down: Made-Att		12-19	2-12
4th Down Pct.		63.2	16.7
POSSESSION AVG.		29:21	30:39
TOTAL NET YARDS		5063	5605
Avg. Per Game		316.4	350.3
Total Plays		943	1010
Avg. Per Play		5.4	5.5
NET YARDS RUSHING		2120	2085
Avg. Per Game		132.5	130.3
Total Rushes		484	442
NET YARDS PASSING		2943	3520
Avg. Per Game		183.9	220.0
Sacked-Yards Lost		34-209	25-205
Gross Yards		3152	3725
Att.-Completions		425-237	543-300
Completion Pct.		55.8	55.2
Had Intercepted		23	15
PUNTS-AVG.		65-42.1	63-41.8
Net Punting Avg.		34.0	36.5
PENALTIES-YARDS		83-627	101-824
FUMBLES-BALLS LOST		25-12	32-16
TOUCHDOWNS		44	41
Rushing		16	15
Passing		25	24
Returns		3	2

SCORE BY PERIODS	1	2	3	4	OT	PTS
BENGALS	79	110	78	90	3	360
OPPONENTS	70	115	101	63	3	352

SCORING	TD	TD-R	TD-P	TD-Rt	PAT	FG	S	PTS
Jim Breech	0	0	0	0	41-44	17-21	0	92
James Brooks	9	5	4	0	—	—	0	54
Eddie Brown	9	0	9	0	—	—	0	54
Ickey Woods	6	6	0	0	—	—	0	36
Rodney Holman	5	0	5	0	—	—	0	30
Craig Taylor	3	2	1	0	—	—	0	18
Eric Ball	2	1	1	0	—	—	0	12
Harold Green	2	1	1	0	—	—	0	12
Eric Kattus	2	0	2	0	—	—	0	12
James Francis	1	0	0	1	—	1	8	8
Mike Barber	1	0	1	0	—	—	0	6
Barney Bussey	1	0	0	1	—	—	0	6
Stanford Jennings	1	1	0	0	—	—	0	6
Tim McGee	1	0	1	0	—	—	0	6
Mitchell Price	1	0	0	1	—	—	0	6
David Fulcher	0	0	0	0	—	—	1	2
Lee Johnson	0	0	0	0	—	0-1	0	0
BENGALS	44	16	25	3	41-44	17-22	2	360
OPPONENTS	41	15	24	2	40-41	22-29	0	352

Two-point conversions: (NA*).

RUSHING	ATT	YDS	AVG	LG	TD
James Brooks	195	1004	5.1	56t	5
Harold Green	83	353	4.3	39	1
Ickey Woods	64	268	4.2	32	6
Craig Taylor	51	216	4.2	24	2
Boomer Esiason	49	157	3.2	21	0
Eric Ball	22	72	3.3	15	1
Stanford Jennings	12	46	3.8	13	1
Lynn James	1	11	11.0	11	0
Erik Wilhelm	6	6	1.0	4	0
Mike Barber	1	-13	-13.0	-13	0
BENGALS	484	2120	4.4	56t	16
OPPONENTS	442	2085	4.7	88	15

RECEIVING	REC	YDS	AVG	LG	TD
Eddie Brown	44	706	16.0	50t	9
Tim McGee	43	737	17.1	52	1
Rodney Holman	40	596	14.9	53	5
James Brooks	26	269	10.3	35	4
Ickey Woods	20	162	8.1	22	0
Mike Barber	14	196	14.0	28	1
Harold Green	12	90	7.5	22	1
Eric Kattus	11	145	13.2	31	2
Jim Riggs	8	79	9.9	21	0
Kendal Smith	7	45	6.4	11	0
Stanford Jennings	4	23	5.8	13	0
Lynn James	3	36	12.0	16	0
Craig Taylor	3	22	7.3	20	1
Eric Ball	2	46	23.0	48t	1
BENGALS	237	3152	13.3	53	25
OPPONENTS	300	3725	12.4	75	24

INTERCEPTIONS	NO	YDS	AVG	LG	TD
Barney Bussey	4	37	9.3	18	0
David Fulcher	4	20	5.0	18	0
Lewis Billups	3	39	13.0	29	0
Leon White	1	21	21.0	21	0
James Francis	1	17	17.0	17t	1
Carl Zander	1	12	12.0	12	0
Mitchell Price	1	0	0.0	0	0
BENGALS	15	146	9.7	29	1
OPPONENTS	23	233	10.1	30t	1

PUNTING	NO	YDS	AVG	NET	TB	IN-20	LG	BLK
Lee Johnson	64	2705	42.3	34.3	8	12	70	0
Jim Breech	1	34	34.0	14.0	1	0	34	0
BENGALS	65	2739	42.1	34.0	9	12	70	0
OPPONENTS	63	2634	41.8	36.5	4	19	65	0

PUNT RETURNS	NO	FC	YDS	AVG	LG	TD
Mitchell Price	29	14	251	8.7	66t	1
Kendal Smith	1	0	4	4.0	4	0
BENGALS	30	14	255	8.5	66t	1
OPPONENTS	36	11	352	9.8	79t	1

KICKOFF RETURNS	NO	YDS	AVG	LG	TD
Stanford Jennings	29	584	20.1	33	0
Eric Ball	16	366	22.9	38	0
Mitchell Price	10	191	19.1	33	0
Lynn James	1	43	43.0	43	0
Kendal Smith	2	35	17.5	20	0
Craig Taylor	1	16	16.0	16	0
Mike Barber	1	14	14.0	14	0
Eric Kattus	1	10	10.0	10	0
Jim Riggs	1	7	7.0	7	0
BENGALS	62	1266	20.4	43	0
OPPONENTS	43	945	22.0	64	0

FIELD GOALS	1-19	20-29	30-39	40-49	50+
Jim Breech	0-0	6-6	5-6	6-9	0-0
Lee Johnson	0-0	0-0	0-0	0-0	0-1
BENGALS	0-0	6-6	5-6	6-9	0-1
OPPONENTS	1-1	11-11	7-7	2-7	1-3

Jim Breech: (43G, 42N, 44G, 37G), (—), (46G, 23G), (34G, 26G, 43G), (40G, 44G), (29G), (20G, 21G), (35G), (43N), (21G, 31G), (—), (34N, 46N), (38G), (—), (—), (—).

Lee Johnson: (—), (—), (—), (—), (52N), (—), (—), (—), (—), (—), (—), (—), (—), (—), (—), (—), (—).

Opponents: (33G, 26G), (19G, 44N), (—), (51G), (40G), (22G, 23G), (21G, 41N, 30G), (27G, 52N), (48N), (31G), (51N, 22G, 26G), (32G, 36G, 29G, 48G), (23G, 23G), (39G), (29G, 36G, 42N), (48N).

PASSING	ATT	CMP	YDS	CMP%	YDS/ATT	TD	TD%	INT	INT%	LG	SKD-YDS	RAT
Boomer Esiason	402	224	3031	55.7	7.54	24	6.0	22	5.5	53	31-198	77.0
Erik Wilhelm	19	12	117	63.2	6.16	0	0.0	0	0.0	19	1-2	80.4
Todd Philcox	2	0	0	0.0	0.00	0	0.0	1	50.0	—	2-9	0.0
Lynn James	1	0	0	0.0	0.00	0	0.0	0	0.0	—	0-0	39.6
Lee Johnson	1	1	4	100.0	4.00	1	100.0	0	0.0	4t	0-0	122.9
BENGALS	425	237	3152	55.8	7.42	25	5.9	23	5.4	53	34-209	76.5
OPPONENTS	543	300	3725	55.2	6.86	24	4.4	15	2.8	75	25-205	79.9

USUAL STARTERS

OFFENSE		DEFENSE	
WR	Tim McGee	LDE	Skip McClendon
LOT	Anthony Munoz	NT	Tim Krumie
LG	Bruce Reimers	RDE	David Grant,
C	Bruce Kozerski		Jason Buck
RG	Ken Moyer	LOLB	Leon White
ROT	Joe Walter	LILB	Carl Zander
TE	Rodney Holman	RILB	Kevin Walker
WR	Eddie Brown	ROLB	James Francis
QB	Boomer Esiason	LCB	Lewis Billups
HB	James Brooks	RCB	Carl Carter
FB	Harold Green,	SS	David Fulcher
	Ickey Woods	FS	Solomon Wilcotts

DEFENSE**	ST	AT	TT	SKS-YDS	INT-YDS	PD	FF	FR-YDS
James Francis	62	14	76	8-65	1-17	6	2	0-0
Kevin Walker	61	14	75	1-6	0-0	0	0	0-0
David Fulcher	53	22	75	1-12	4-20	10	3	0-0
Tim Krumie	45	23	68	2-17	0-0	1	1	1-0
Barney Bussey	48	9	57	2-17	4-37	10	0	1-70
Lewis Billups	43	8	51	0-0	3-39	13	2	2-4
Rod Jones	39	8	47	0-0	0-0	12	0	1-1
Carl Carter	38	9	47	0-0	0-0	11	0	2-0
Carl Zander	37	10	47	0-0	1-12	1	1	2-40
David Grant	36	8	44	1-14	0-0	4	0	1-0
Solomon Wilcotts	33	8	41	0-0	0-0	2	2	1-3
Rickey Dixon	28	6	34	0-0	0-0	6	3	0-0
Leon White	28	6	34	1-4	1-21	4	0	0-0
Skip McClendon	25	3	28	2-17	0-0	2	0	0-0
Natu Tuatagaloa	17	7	24	4.5-32.5	0-0	1	2	2-0
Mike Hammerstein	13	6	19	2-15	0-0	0	0	0-0
Mitchell Price	13	2	15	0-0	1-0	5	0	0-0
Leo Barker	10	2	12	0-0	0-0	1	0	1-0
Eric Thomas	11	0	11	0-0	0-0	2	0	0-0
Jason Buck	7	4	11	0.5-5.0	0-0	1	0	0-0
Bernard Clark	6	4	10	0-0	0-0	0	1	0-0
Craig Ogletree	0	1	1	0-0	0-0	0	0	0-0

SPECIAL TEAMS**	ST	AT	TT	FF	FR-YDS	BP	BFG	BXP
Leo Barker	6	2	8	1	0-0	0	0	0
Mitchell Price	6	1	7	0	1-0	0	0	0
Kevin Walker	4	2	6	0	0-0	0	0	0
James Francis	5	0	5	0	0-0	0	0	0
Rod Jones	5	0	5	0	0-0	0	0	0
Eric Ball	4	1	5	0	0-0	0	0	0
Lynn James	4	0	4	0	0-0	0	0	0
Natu Tuatagaloa	4	0	4	0	0-0	0	0	0
Ed Brady	3	1	4	0	1-0	0	0	0
Barney Bussey	2	2	4	0	0-0	0	0	0
Craig Ogletree	3	0	3	0	0-0	0	0	0
Carl Carter	2	0	2	0	0-0	0	0	0
Rickey Dixon	2	0	2	0	0-0	0	0	0
Leon White	2	0	2	0	0-0	0	0	

1991 STATISTICS

RECORD: 3-13-0

HEAD COACH: SAM WYCHE

DATE	W-L	SCORE	OPPONENT	ATTENDANCE
9-1-91	L	14-45	at Denver	72,855
9-8-91	L	7-30	HOUSTON	56,463
9-15-91	L	13-14	at Cleveland	78,269
9-22-91	L	27-34	WASHINGTON	52,038
9-29-91			— BYE —	
10-6-91	L	7-13	SEATTLE	60,010
10-13-91	L	23-35	at Dallas	63,275
10-21-91	L	16-35	at Buffalo	80,131
10-27-91	L	3-35	at Houston	58,634
11-3-91	W	23-21	CLEVELAND	55,077
11-10-91	L	27-33 (OT)	PITTSBURGH	55,503
11-17-91	L	10-17	at Philadelphia	63,189
11-24-91	L	14-38	L.A. RAIDERS	52,044
12-1-91	W	27-24	N.Y. GIANTS	45,063
12-9-91	L	13-37	at Miami	60,616
12-15-91	L	10-17	at Pittsburgh	35,420
12-22-91	W	29-7	NEW ENGLAND	46,394

TEAM STATISTICS		BENGALS	OPPONENTS
TOTAL FIRST DOWNS		286	308
Rushing		96	100
Passing		162	191
Penalty		28	17
3rd Down: Made-Att		78-212	86-194
3rd Down Pct.		36.8	44.3
4th Down: Made-Att		9-20	4-8
4th Down Pct.		45.0	50.0
POSSESSION AVG		29:14	30:46
TOTAL NET YARDS		4969	5652
Avg. Per Game		310.6	353.3
Total Plays		993	980
Avg. Per Play		5.0	5.8
NET YARDS RUSHING		1811	1662
Avg. Per Game		113.2	103.9
Total Rushes		449	454
NET YARDS PASSING		3158	3990
Avg. Per Game		249.4	315.0
Sacked-Yards Lost		33-255	21-129
Gross Yards		3413	4119
Att.-Completions		511-290	505-303
Completion Pct.		56.8	60.0
Had Intercepted		22	17
PUNTS-AVG		65-43.5	57-42.0
Net Punting Avg.		34.3	36.4
PENALTIES-YARDS		107-845	94-808
FUMBLES-BALLS LOST		30-20	23-14
TOUCHDOWNS		27	53
Rushing		11	20
Passing		14	26
Returns		2	7

SCORE BY PERIODS		1	2	3	4	OT	PTS
BENGALS		57	71	64	71	0	263
OPPONENTS		68	163	76	122	6	435

SCORING	TD	TD-R	TD-P	TD-Rt	PAT	FG	S	PTS
Jim Breech	0	0	0	0	27-27	23-29	0	96
James Brooks	4	2	2	0	—	—	0	24
Tim McGee	4	0	4	0	—	—	0	24
Ickey Woods	4	4	0	0	—	—	0	24
Eddie Brown	2	0	2	0	—	—	0	12
Harold Green	2	2	0	0	—	—	0	12
Rodney Holman	2	0	2	0	—	—	0	12
Craig Taylor	2	2	0	0	—	—	0	12
Eric Ball	1	1	0	0	—	—	0	6
Mike Barber	1	0	1	0	—	—	0	6
Mike Dingle	1	0	1	0	—	—	0	6
David Fulcher	1	0	0	1	—	—	0	6
Lynn James	1	0	1	0	—	—	0	6
Mitchell Price	1	0	0	1	—	—	0	6
Reggie Rember	1	0	1	0	—	—	0	6
Lee Johnson	0	0	0	0	0-0	1-3	0	3
Alex Gordon	0	0	0	0	—	—	1	2
BENGALS	27	11	14	2	27-27	24-32	1	263
OPPONENTS	53	20	26	7	49-52	22-31	1	435

Two-point conversions: (NA)*.

PASSING	ATT	CMP	YDS	CMP%	YDS/ATT	TD	TD%	INT	INT%	LG	SKD-YDS	RAT
Boomer Esiason	413	233	2883	56.4	6.98	13	3.1	16	3.9	53	25-190	72.5
Donald Hollas	55	32	310	58.2	5.64	1	1.8	4	7.3	231	7-57	49.8
Erik Wilhelm	42	24	217	57.1	5.17	0	0.0	2	4.8	29	1-8	51.4
Lee Johnson	1	1	3	100.0	3.00	0	0.0	0	0.0	3	0-0	79.2
BENGALS	511	290	3413	56.8	6.68	14	2.7	22	4.3	53	33-255	68.4
OPPONENTS	505	303	4119	60.0	8.16	26	5.1	17	3.4	74t	21-129	89.2

RUSHING	ATT	YDS	AVG	LG	TD
Harold Green	158	731	4.6	75t	2
James Brooks	152	571	3.8	25	2
Craig Taylor	33	153	4.6	34t	2
Ickey Woods	36	97	2.7	12	4
Mike Dingle	21	91	4.3	21	0
Boomer Esiason	24	66	2.8	16	0
Donald Hollas	12	66	5.5	27	0
Eric Ball	10	21	2.1	10	1
Erik Wilhelm	1	9	9.0	9	0
Eddie Brown	1	8	8.0	8	0
Lee Johnson	1	-2	-2.0	-2	0
BENGALS	449	1811	4.0	75t	11
OPPONENTS	454	1662	3.7	43	20

RECEIVING	REC	YDS	AVG	LG	TD
Eddie Brown	59	827	14.0	53	2
Tim McGee	51	802	15.7	52t	4
James Brooks	40	348	8.7	40	2
Rodney Holman	31	445	14.4	39	2
Mike Barber	23	255	11.1	42t	1
Craig Taylor	21	122	5.8	16	0
Harold Green	16	136	8.5	18	0
Eric Kattus	12	136	11.3	24	0
Reggie Rember	9	117	13.0	23t	1
Lynn James	7	103	14.7	22	1
Ickey Woods	6	36	6.0	16	0
Mike Dingle	5	23	4.6	12	1
Jim Riggs	4	14	3.5	7	0
Shane Garrett	3	32	10.7	13	0
Eric Ball	3	17	5.7	9	0
BENGALS	290	3413	11.8	53	14
OPPONENTS	303	4119	13.6	74t	26

INTERCEPTIONS	NO	YDS	AVG	LG	TD
David Fulcher	4	51	12.8	27t	1
Eric Thomas	3	0	0.0	0	0
Rickey Dixon	2	62	31.0	47	0
Barney Bussey	2	18	9.0	18	0
Leo Barker	1	29	29.0	29	0
Alonzo Mitz	1	8	8.0	8	0
Richard Fain	1	1	1.0	1	0
James Francis	1	0	0.0	0	0
David Grant	1	0	0.0	0	0
Mitchell Price	1	0	0.0	0	0
BENGALS	17	169	9.9	47	1
OPPONENTS	22	331	15.0	52t	3

PUNTING	NO	YDS	AVG	NET	TB	IN-20	LG	BLK
Lee Johnson	64	2795	43.7	34.7	6	15	62	0
Jim Breech	1	33	33.0	13.0	1	0	33	0
BENGALS	65	2828	43.5	34.3	7	15	62	0
OPPONENTS	57	2394	42.0	36.4	2	14	59	0

PUNT RETURNS	NO	FC	YDS	AVG	LG	TD
Mitchell Price	14	6	203	14.5	78t	1
Mike Barber	13	5	70	5.4	15	0
Shane Garrett	1	0	7	7.0	7	0
Lynn James	1	0	0	0.0	0	0
BENGALS	29	11	280	9.7	78t	1
OPPONENTS	38	7	456	12.0	75t	2

KICKOFF RETURNS	NO	YDS	AVG	LG	TD
Eric Ball	13	262	20.2	24	0
Shane Garrett	13	214	16.5	24	0
James Brooks	11	190	17.3	35	0
Mike Dingle	7	176	25.1	63	0
Lynn James	8	143	17.9	26	0
Mitchell Price	5	91	18.2	22	0
Harold Green	4	66	16.5	20	0
Joe King	3	34	11.3	17	0
Jim Riggs	2	28	14.0	15	0
Rodney Holman	1	15	15.0	15	0
Mike Barber	1	7	7.0	7	0
Eric Thomas	1	-1	-1.0	-1	0
BENGALS	69	1225	17.8	63	0
OPPONENTS	38	741	19.5	34	0

FIELD GOALS	1-19	20-29	30-39	40-49	50+
Jim Breech	0-0	9-10	8-10	5-6	1-3
Lee Johnson	0-0	0-0	0-0	0-0	1-3
BENGALS	0-0	9-10	8-10	5-6	2-6
OPPONENTS	2-2	4-4	9-13	6-11	1-1

Jim Breech: (—), (33N), (21G, 36G), (46G, 25G), (—), (45G, 24G, 26G), (32G, 42G), (50N, 20G), (23G, 38G, 38G), (29G, 47G), (38G), (—), (35G, 35G), (39N, 27G, 50G), (50N, 39G, 48N, 26N), (49G, 25G).

Lee Johnson: (—), (—), (—), (—), (—), (—), (53G), (—), (—), (—), (—), (55N), (—), (52N), (—), (—).

Opponents: (30N, 42N, 19G), (19G, 21G, 37G), (30G, 42G, 38G, 45G), (40G, 26G), (45N, 36G, 31G), (—), (—), (33G, 45N), (47N, 34N), (44G, 46G, 37N), (42N, 37G), (29G), (37G), (50G, 22G, 36G), (47G, 39N), (—).

USUAL STARTERS

OFFENSE		DEFENSE	
WR	Tim McGee	LDE	Alonzo Mitz
LOT	Anthony Munoz	NT	Tim Krumrie
LG	Bruce Reimers	RDE	David Grant
C	Bruce Kozerski	LOLB	James Francis
RG	Paul Jetton,	LILB	Leo Barker
	Ken Moyer	RILB	Carl Zander
ROT	Joe Walter	ROLB	Alfred Williams
TE	Rodney Holman	LCB	Wayne Haddix
WR	Eddie Brown	RCB	Lewis Billups
QB	Boomer Esiason	SS	David Fulcher
RB	James Brooks	FS	Rickey Dixon,
RB	Harold Green		Barney Bussey

DEFENSE**	ST	AT	TT	SKS-YDS	INT-YDS	PD	FF	FR-YDS
David Fulcher	68	27	95	0-0	4-51	9	4	3-12
Tim Krumrie	56	12	68	4-26	0-0	1	1	1-0
James Francis	50	18	68	3-21	1-0	7	0	1-0
Rickey Dixon	58	7	65	0-0	2-62	8	1	0-0
Eric Thomas	51	5	56	0-0	3-0	18	0	1-0
Leo Barker	44	11	55	0-0	1-29	1	0	0-0
Alonzo Mitz	40	8	48	0-0	1-8	2	0	1-0
Carl Zander	37	10	47	0-0	0-0	1	2	1-0
Alfred Williams	36	4	40	3-16	0-0	3	1	2-24
Barney Bussey	31	8	39	0-0	2-18	3	0	1-0
David Grant	33	4	37	2-14	1-0	1	0	0-0
Lewis Billups	32	3	35	1-9	0-0	6	0	1-7
Mitchell Price	16	1	17	0-0	1-0	4	0	1-0
Kevin Walker	15	2	17	1-5	0-0	0	0	0-0
Natu Tuatagaloa	14	1	15	2-8	0-0	1	1	0-0
Lamar Rogers	10	4	14	0-0	0-0	1	0	0-0
Wayne Haddix	12	1	13	0-0	0-0	7	0	0-0
Richard Fain	8	2	10	0-0	1-1	3	0	0-0
Leon White	8	2	10	0-0	0-0	0	0	0-0
Rod Jones	9	0	9	0-0	0-0	3	0	0-0
Alex Gordon	6	2	8	2-8	0-0	0	0	0-0
Bernard Clark	5	3	8	0-0	0-0	0	0	0-0
Skip McClendon	5	1	6	0-0	0-0	0	0	0-0
Fernandus Vinson	4	2	6	0-0	0-2	0	0	0-0
Antoine Bennett	3	0	3	0-0	0-0	1	0	0-0
Daniel Stubbs	3	0	3	3-22	0-0	0	1	0-0
Joe King	2	1	3	0-0	0-0	0	0	0-0
Ed Brady	0	1	1	0-0	0-0	0	0	0-0
Rod Saddler	0	1	1	0-0	0-0	0	0	0-0

SPECIAL TEAMS**	ST	AT	TT	FF	FR-YDS	BP	BFG	BXP
Ed Brady	11	1	12	0	0-0	0	0	0
Alex Gordon	5	3	8	0	1-0	0	0	0
Leo Barker	6	0	6	0	0-0	0	0	0
Leon White								

1993 STATISTICS

RECORD: 3-13-0

HEAD COACH: DAVE SHULA

DATE	W-L	SCORE	OPPONENT	ATTENDANCE
9-5-93	L	14-27	at Cleveland	75,508
9-12-93	L	6-9	INDIANAPOLIS	50,299
9-19-93	L	7-34	at Pittsburgh	53,682
9-26-93	L	10-19	SEATTLE	46,880
10-3-93			— BYE —	
10-10-93	L	15-17	at Kansas City	75,394
10-17-93	L	17-28	CLEVELAND	55,647
10-24-93	L	12-28	at Houston	50,039
10-31-93			— BYE —	
11-7-93	L	16-24	PITTSBURGH	51,202
11-14-93	L	3-38	HOUSTON	42,347
11-21-93	L	12-17	at N.Y. Jets	64,264
11-28-93	W	16-10	L.A. RAIDERS	43,272
12-5-93	L	8-21	at San Francisco	60,039
12-12-93	L	2-7	at New England	29,794
12-19-93	W	15-3	L.A. RAMS	36,612
12-26-93	W	21-17	ATLANTA	27,014
1-2-94	L	13-20	at New Orleans	58,036

TEAM STATISTICS		BENGALS	OPPONENTS
TOTAL FIRST DOWNS		239	306
Rushing		89	134
Passing		133	159
Penalty		17	13
3rd Down: Made-Att		80-232	85-212
3rd Down Pct.		34.5	40.1
4th Down: Made-Att		10-26	7-11
4th Down Pct.		38.5	63.6
POSSESSION AVG.		28:58	31:02
TOTAL NET YARDS		4052	5018
Avg. Per Game		253.3	313.6
Total Plays		986	1000
Avg. Per Play		4.1	5.0
NET YARDS RUSHING		1511	2220
Avg. Per Game		94.4	138.8
Total Rushes		423	521
NET YARDS PASSING		2541	2798
Avg. Per Game		158.8	174.9
Sacked-Yards Lost		53-289	22-154
Gross Yards		2830	2952
Att.-Completions		510-272	457-251
Completion Pct.		53.3	54.9
Had Intercepted		11	12
PUNTS-AVG.		90-43.9	74-42.2
Net Punting Avg.		36.6	36.2
PENALTIES-YARDS		105-773	73-567
FUMBLES-BALLS LOST		24-9	22-14
TOUCHDOWNS		16	37
Rushing		3	15
Passing		11	20
Returns		2	2

SCORE BY PERIODS	1	2	3	4	OT	PTS
BENGALS	41	74	18	54	0	187
OPPONENTS	42	119	63	95	0	319

SCORING	TD	TD-R	TD-P	TD-Rt	PAT	FG	S	PTS
Doug Pelfrey	0	0	0	0	13-16	24-31	0	85
Carl Pickens	6	0	6	0	—	—	0	36
Jeff Query	4	0	4	0	—	—	0	24
Eric Ball	1	1	0	0	—	—	0	6
Mike Brim	1	0	0	1	—	—	0	6
Derrick Fenner	1	1	0	0	—	—	0	6
Ostell Miles	1	1	0	0	—	—	0	6
Craig Thompson	1	0	1	0	—	—	0	6
Darryll Williams	1	0	0	1	—	—	0	6
Alfred Williams	0	0	0	0	—	—	1	2
(team)	—	—	—	—	—	—	2	4
BENGALS	16	3	11	2	13-16	24-31	3	187
OPPONENTS	37	15	20	2	37-37	20-28	0	319

Two-point conversions: (NA)*.

RUSHING	ATT	YDS	AVG	LG	TD
Harold Green	215	589	2.7	25	0
Derrick Fenner	121	482	4.0	26	1
David Klingler	41	282	6.9	29	0
Ostell Miles	22	56	2.5	15	1
Jay Schroeder	10	41	4.1	20	0
Eric Ball	8	37	4.6	18	1
Jeff Query	2	13	6.5	8	0
Patrick Robinson	1	6	6.0	6	0
Ryan Benjamin	3	5	1.7	2	0
BENGALS	423	1511	3.6	29	3
OPPONENTS	521	2220	4.3	38t	15

RECEIVING	REC	YDS	AVG	LG	TD
Jeff Query	56	654	11.7	51	4
Derrick Fenner	48	427	8.9	40	0
Tony McGee	44	525	11.9	37	0
Carl Pickens	43	565	13.1	36	6
Harold Green	22	115	5.2	16	0
Craig Thompson	17	87	5.1	10	1
Reggie Rembert	8	101	12.6	21	0
Patrick Robinson	8	72	9.0	14	0
Ostell Miles	6	89	14.8	27	0
Wesley Carroll	6	81	13.5	28	0
David Frisch	6	43	7.2	12	0
Eric Ball	4	39	9.8	24	0
Jeff Thomason	2	8	4.0	5	0
Ryan Benjamin	1	16	16.0	16	0
Milt Stegall	1	8	8.0	8	0
BENGALS	272	2830	10.4	51	11
OPPONENTS	251	2952	11.8	71t	20

INTERCEPTIONS	NO	YDS	AVG	LG	TD
Mike Brim	3	74	24.7	30	1
Darryll Williams	2	126	63.0	97t	1
Sheldon White	2	19	9.5	14	0
James Francis	2	12	6.0	12	0
Alan Grant	1	17	17.0	17	0
Rod Jones	1	0	0.0	0	0
Steve Tovar	1	0	0.0	0	0
Leonard Wheeler	0	*24	—	24	0
BENGALS	12	272	22.7	97t	2
OPPONENTS	11	49	4.5	30	0

PUNTING	NO	YDS	AVG	NET	TB	IN-20	LG	BLK
Lee Johnson	90	3954	43.9	36.6	12	24	60	0
BENGALS	90	3954	43.9	36.6	12	24	60	0
OPPONENTS	74	3123	42.2	36.2	6	20	72	1

PUNT RETURNS	NO	FC	YDS	AVG	LG	TD
Patrick Robinson	43	6	305	7.1	36	0
Carl Pickens	4	2	16	4.0	9	0
Marcello Simmons	1	0	0	0.0	0	0
BENGALS	48	8	321	6.7	36	0
OPPONENTS	47	13	416	8.9	39	0

KICKOFF RETURNS	NO	YDS	AVG	LG	TD
Patrick Robinson	30	567	18.9	42	0
Eric Ball	23	501	21.8	45	0
Ryan Benjamin	4	78	19.5	24	0
Ostell Miles	4	65	16.3	24	0
Eric Shaw	0f	0	—	—	0
BENGALS	61	1211	19.9	45	0
OPPONENTS	38	831	21.9	66	0

FIELD GOALS	1-19	20-29	30-39	40-49	50+
Doug Pelfrey	0-0	8-8	6-10	8-10	2-3
BENGALS	0-0	8-8	6-10	8-10	2-3
OPPONENTS	0-0	3-5	11-13	5-8	1-2

Doug Pelfrey: (—), (35G, 23G, 35N), (44N), (34N, 38N, 23G), (23G, 24G, 42G, 47G, 34G), (49G), (53G, 50G), (32G), (46G), (28G), (45G, 33N, 34G, 44G), (48G, 39G), (—), (43G, 44N, 28G, 52N, 25G), (—), (22G, 31G).

Opponents: (28G, 34G), (53G, 31G, 39N, 42G), (33G, 34G), (32G, 35G, 23G, 35G), (37G), (—), (—), (23G), (39G), (42G), (41N, 44N, 31N, 48N, 34G), (—), (27N), (26N, 32G), (49G), (54N, 43G, 49G).

PASSING	ATT	CMP	YDS	CMP%	YDS/ATT	TD	TD%	INT	INT%	LG	SKD-YDS	RAT
David Klingler	343	190	1935	55.4	5.64	6	1.7	9	2.6	51	40-202	66.6
Jay Schroeder	159	78	832	49.1	5.23	5	3.1	2	1.3	37	13-87	70.0
Erik Wilhelm	6	4	63	66.7	10.50	0	0.0	0	0.0	27	0-0	101.4
Lee Johnson	1	0	0	0.0	0.00	0	0.0	0	0.0	—	0-0	39.6
Carl Pickens	1	0	0	0.0	0.00	0	0.0	0	0.0	—	0-0	39.6
BENGALS	510	272	2830	53.3	5.55	11	2.2	11	2.2	51	53-289	67.9
OPPONENTS	457	251	2952	54.9	6.46	20	4.4	12	2.6	71t	22-154	78.4

USUAL STARTERS

OFFENSE		DEFENSE	
WR	Jeff Query	LDE	John Copeland
LOT	Tom Scott	NT	Tim Krumie
LG	Ken Moyer	RDE	George Hinkle
C	Bruce Kozerski	L0LB	James Francis
RG	Tom Rayam	L1LB	Eric Shaw
ROT	Joe Waller		Steve Tovar
TE	Tony McGee	RILB	Ricardo McDonald
WR	Carl Pickens	ROLB	Alfred Williams
QB	David Klingler	LCB	Mike Brim
HB	Harold Green	RCB	Rod Jones
FB	Derrick Fenner	SS	Dance Gunn
		FS	Larry Williams

DEFENSE**	ST	AT	TT	SKS-YDS	INT-YDS	PD	FF	FR-YDS
Darryll Williams	95	28	123	2-25	2-126	12	1	1-0
Ricardo McDonald	87	15	102	1-5	0-0	2	1	0-0
Steve Tovar	72	13	85	0-0	1-0	5	0	1-0
Tim Krumie	58	20	78	3-23	0-0	2	1	0-0
Rod Jones	46	7	53	0-0	1-0	10	1	1-0
Mike Brim	41	8	49	0-0	3-74	8	1	1-0
Eric Shaw	38	11	49	0-0	0-0	1	0	1-0
John Copeland	43	5	48	3-18	0-0	2	0	0-0
James Francis	35	6	41	2-16	2-12	7	0	1-0
Fernandus Vinson	27	5	32	0-0	0-0	2	1	3-0
Leonard Wheeler	22	7	29	0-0	0-24	1	0	0-0
Alfred Williams	22	7	29	4-28	0-0	3	1	0-0
Lance Gunn	25	3	28	0-0	0-0	5	0	1-0
Alex Gordon	23	3	26	0-0	0-0	2	0	0-0
Daniel Stubbs	20	4	24	5-31	0-0	0	0	1-0
Mike Frier	17	4	21	1-0	0-0	1	0	0-0
George Hinkle	10	6	16	1-8	0-0	1	0	0-0
Alan Grant	11	0	11	0-0	1-17	1	0	0-0
Marcello Simmons	9	0	9	0-0	0-0	5	0	0-0
Ty Parten	5	3	8	0-0	0-0	2	0	0-0
Sheldon White	5	3	8	0-0	2-19	2	0	1-0
Roosevelt Nix	5	0	5	0-0	0-0	1	0	0-0
R.J. Kors	0	2	2	0-0	0-0	0	0	0-0
Ron Carpenter	1	0	1	0-0	0-0	0	0	0-0
Karmeeleyah McGill	1	0	1	0-0	0-0	0	0	0-0

SPECIAL TEAMS**	ST	AT	TT	FF	FR-YDS	BP	BFG	BXP
Steve Tovar	11	1	12	0	0-0	0	0	0
Randy Kirk	5	4	9	0	0-0	0	0	0
Eric Ball	7	1	8	0	0-0	0	0	0
Leonard Wheeler	6	1	7	1	1-0	0	0	0
R.J. Kors	5	1	6	0	0-0	0	0	0
Fernandus Vinson	5	1	6	1	0-0	1	0	0
Ricardo McDonald	5	0	5	0	0-0	0	0	0
Milt Stegall	4	1	5	0	0-0	0	0	0
Brad Smith	4	0	4	0	0-0	0	0	0
Ron Carpenter	3	1	4	0	0-0	0	0	0
Alex Gordon	3	1	4	0	0-0	0	0	0
James Francis	3	0	3	0	0-0	0	0	0
Marcello Simmons	3	0	3	0	0-0	0	0	0
Ostell Miles	2	1	3	0	0-0	0	0	0
Eric Shaw	2	1	3	0	0-0	0	0	0
Alan Grant	2	0	2	0	0-0	0	0	0
Lee Johnson	2	0	2	1	0-0	0	0	0
Tony McGee	2	0	2	0	0-0	0	0	0
Karmeeleyah McGill	2	0	2	0	0-0	0	0	0
Sheldon White	2	0	2	0	0-0	0	0	0
Darryll Williams	0	2	2	0	1-0	0	0	0
Wesley Carroll	1	0	1	0	0-0	0	0	0
Carl Pickens	1	0</						

1994 STATISTICS

RECORD: 3-13-0

HEAD COACH: DAVE SHULA

DATE	W-L	SCORE	OPPONENT	ATTENDANCE
9-4-94	L	20-28	CLEVELAND	52,778
9-11-94	L	10-27	at San Diego	53,217
9-18-94	L	28-31	NEW ENGLAND	46,640
9-25-94	L	13-20	at Houston	44,253
10-2-94	L	7-23	MIAMI	55,056
10-9-94			— BYE —	
10-16-94	L	10-14	at Pittsburgh	55,353
10-23-94	L	13-37	at Cleveland	77,588
10-30-94	L	20-23	DALLAS	57,096
11-6-94	W	20-17 (OT)	at Seattle	46,630
11-13-94	W	34-31	HOUSTON	54,908
11-20-94	L	13-17	INDIANAPOLIS	55,566
11-27-94	L	13-15	at Denver	69,714
12-4-94	L	15-38	PITTSBURGH	53,401
12-11-94	L	20-27	at N.Y. Giants	67,530
12-18-94	L	7-28	at Arizona	50,110
12-24-94	W	33-30	PHILADELPHIA	39,923

TEAM STATISTICS		BENGALS	OPPONENTS
TOTAL FIRST DOWNS	267	310
Rushing	84	126
Passing	158	168
Penalty	25	16
3rd Down: Made-Att	66-213	92-231
3rd Down Pct.	31.0	39.8
4th Down: Made-Att	12-22	4-8
4th Down Pct.	54.5	50.0
POSSESSION AVG.	27:11	32:49
TOTAL NET YARDS	4792	5154
Avg. Per Game	299.5	322.1
Total Plays	990	1053
Avg. Per Play	4.8	4.9
NET YARDS RUSHING	1556	1906
Avg. Per Game	97.3	119.1
Total Rushes	404	517
NET YARDS PASSING	3236	3248
Avg. Per Game	202.3	203.0
Sacked-Yards Lost	44-305	31-210
Gross Yards	3541	3458
Att.-Completions	542-289	505-294
Completion Pct.	53.3	58.2
Had Intercepted	19	10
PUNTS-AVG.	80-43.3	87-40.6
Net Punting Avg.	35.3	34.4
PENALTY-YARDS	90-618	99-861
FUMBLES-BALLS LOST	31-22	26-8
TOUCHDOWNS	27	45
Rushing	5	16
Passing	21	22
Returns	1	7

SCORE BY PERIODS	1	2	3	4	OT	PTS
BENGALS	58	66	53	96	3	276
OPPONENTS	85	149	79	93	0	406

SCORING	TD	TD-R	TD-P	TD-Rt	K-PAT	FG	S	PTS
Doug Pelfrey	0	0	0	0	24-25	28-33	0	108
Carl Pickens	11	0	11	0	—	—	0	66
Darnay Scott	5	0	5	0	—	—	0	30
Steve Broussard	2	2	0	0	—	—	0	14
Derrick Fenner	2	1	1	0	—	—	0	12
Harold Green	2	1	1	0	—	—	0	12
Jeff Blake	1	1	0	0	—	—	0	8
Jeff Cothran	1	0	1	0	—	—	0	6
Tim McGee	1	0	1	0	—	—	0	6
Tony McGee	1	0	1	0	—	—	0	6
Corey Sawyer	1	0	0	1	—	—	0	6
Alfred Williams	0	0	0	0	—	—	1	2
BENGALS	27	5	21	1	24-25	28-33	1	276
OPPONENTS	45	16	22	7	41-41	31-35	0	406

Two-point conversions: Jeff Blake, Steve Broussard.
BENGALS 2-2, OPPONENTS 1-4.

PASSING	ATT	CMP	YDS	CMP%	YDS/ATT	TD	TD%	INT	INT%	LG	SKD-YDS	RAT
Jeff Blake	306	156	2154	51.0	7.04	14	4.6	9	2.9	76	19-120	76.9
David Klingler	231	131	1327	56.7	5.74	6	2.6	9	3.9	56	24-165	65.7
Donald Hollas	2	0	0	0.0	0.00	0	0.0	1	50.0	—	1-20	0.0
Steve Broussard	1	0	0	0.0	0.00	0	0.0	0	0.0	—	0-0	39.6
Lee Johnson	1	1	7	100.0	7.00	1	100.0	0	0.0	71	0-0	135.4
Darnay Scott	1	1	53	100.0	53.00	0	0.0	0	0.0	53	0-0	118.8
BENGALS	542	289	3541	53.3	6.53	21	3.9	19	3.5	76	44-305	72.0
OPPONENTS	505	294	3458	58.2	6.85	22	4.4	10	2.0	81	31-210	85.4

RUSHING	ATT	YDS	AVG	LG	TD
Derrick Fenner	141	468	3.3	21	1
Steve Broussard	94	403	4.3	371	2
Harold Green	76	223	2.9	22	1
Jeff Blake	37	204	5.5	16	1
Darnay Scott	10	106	10.6	23	0
Jeff Cothran	26	85	3.3	13	0
David Klingler	17	85	5.0	15	0
Eric Ball	2	0	0.0	1	0
Tim McGee	1	-18	-18.0	-18	0
BENGALS	404	1556	3.9	371	5
OPPONENTS	517	1906	3.7	40	16

RECEIVING	REC	YDS	AVG	LG	TD
Carl Pickens	71	1127	15.9	701	11
Darnay Scott	46	866	18.8	76	5
Tony McGee	40	492	12.3	54	1
Derrick Fenner	36	276	7.7	29	1
Steve Broussard	34	218	6.4	25	0
Harold Green	27	267	9.9	34	1
Tim McGee	13	175	13.5	25	1
Troy Sadowski	11	54	4.9	11	0
Jeff Query	5	44	8.8	14	0
Jeff Cothran	4	24	6.0	8	1
Eric Ball	1	4	4.0	4	0
David Klingler	1	-6	-6.0	-6	0
BENGALS	289	3541	12.3	76	21
OPPONENTS	294	3458	11.8	81	22

INTERCEPTIONS	NO	YDS	AVG	LG	TD
Louis Oliver	3	36	12.0	19	0
Mike Brim	2	72	36.0	49	0
Darryl Williams	2	45	22.5	33	0
Corey Sawyer	2	0	0.0	0	0
Steve Tovar	1	14	14.0	14	0
BENGALS	10	167	16.7	49	0
OPPONENTS	19	176	9.3	41	2

PUNTING	NO	YDS	AVG	NET	TB	IN-20	LG	BLK
Lee Johnson	79	3461	43.8	35.3	9	19	64	1
BENGALS	80	3461	43.3	35.3	9	19	64	1
OPPONENTS	87	3528	40.6	34.4	8	30	60	1

PUNT RETURNS	NO	FC	YDS	AVG	LG	TD
Corey Sawyer	26	16	307	11.8	821	1
Carl Pickens	9	2	62	6.9	16	0
Roger Jones	1	0	0	0.0	0	0
Darryl Williams	1	0	4	4.0	4	0
BENGALS	37	18	373	10.1	821	1
OPPONENTS	43	12	459	10.7	921	2

KICKOFF RETURNS	NO	YDS	AVG	LG	TD
Eric Ball	42	915	21.8	43	0
Darnay Scott	15	342	22.8	34	0
Adrian Hardy	8	185	23.1	42	0
Steve Broussard	7	115	16.4	24	0
Harold Green	5	113	22.6	31	0
Jeff Hill	4	97	24.3	40	0
Milt Stegall	1	16	16.0	16	0
Corey Sawyer	1	14	14.0	14	0
Steve Tovar	1	8	8.0	8	0
Tony McGee	1	4	4.0	4	0
Eric Shaw	1	1	1.0	1	0
BENGALS	86	1810	21.0	43	0
OPPONENTS	61	1408	23.1	941	2

FIELD GOALS	1-19	20-29	30-39	40-49	50+
Doug Pelfrey	1-1	8-8	8-10	9-10	2-4
BENGALS	1-1	8-8	8-10	9-10	2-4
OPPONENTS	1-1	10-10	14-15	5-7	1-2

Doug Pelfrey: (38G, 49G), (19G), (—), (21G, 49G), (47N), (47G), (36G, 49G, 50N), (22G, 33G), (36G, 44G, 36G, 47G, 28G, 26G), (50G, 40G), (29G, 46G, 34N), (43G, 32G, 51N), (—), (33N, 38G, 23G), (—), (28G, 36G, 22G, 54G).

Opponents: (19G, 22G), (37G, 20G), (43G, 24G, 28G, 35G), (45G, 24G), (28G, 27G, 32G), (—), (45G, 27G, 35G), (38N, 37G, 43G, 38G), (23G), (34G), (35G), (34G, 33G, 45N, 37G, 44N), (41G), (52G, 33G), (51N), (36G, 23G, 35G).

USUAL STARTERS

OFFENSE		DEFENSE	
WR	Carl Pickens	LDE	John Copeland
LOT	Kevin Sargent	LDT	Keith Rucker
LG	Dave Cadigan	RDT	Dan Wilkinson
C	Darrick Brizl	RDE	Alfred Williams
RG	Ken Moyer	LLB	James Francis
ROT	Bruce Kozerski	MLB	Steve Tovar
TE	Tony McGee	RLB	Ricardo McDonald
WR	Darnay Scott	LCB	Mike Brim
QB	Jeff Blake	RCB	Rod Jones
HB	Harold Green	SS	Louis Oliver
FB	Derrick Fenner	FS	Darryl Williams

DEFENSE*	ST	AT	TT	SKS-YDS	INT-YDS	PD	FF	FR-YDS
Steve Tovar	95	27	122	3-23	1-14	3	3	2-0
Darryl Williams	87	15	102	1-7	2-45	8	2	2-0
James Francis	88	13	101	4.5-35	0-0	6	3	0-0
Rod Jones	67	8	75	0-0	0-0	8	0	0-0
Louis Oliver	53	10	63	1-1	3-36	10	1	0-0
Keith Rucker	52	6	58	2-12	0-0	2	1	0-0
Mike Brim	44	4	48	0-0	2-72	15	0	1-1
Alfred Williams	40	8	48	9.5-62	0-0	1	1	1-0
Tim Krumie	38	9	47	1-8	0-0	1	0	0-0
Ricardo McDonald	30	15	45	1-3	0-0	0	1	0-0
Dan Wilkinson	37	7	44	5.5-37	0-0	1	0	0-0
John Copeland	36	5	41	1-6	0-0	1	1	0-0
Fernandus Vinson	29	5	34	0-0	0-0	0	1	0-0
Corey Sawyer	26	5	31	0-0	2-0	13	0	1-0
Ty Parten	16	4	20	0-0	0-0	2	0	0-0
Santo Stephens	9	4	13	0-0	0-0	1	0	0-0
Roger Jones	5	2	7	1.5-16	0-0	0	0	0-0
David Braxton	3	2	5	0-0	0-0	0	0	0-0
Brett Wallerstedt	3	2	5	0-0	0-0	0	0	0-0
John Johnson	3	1	4	0-0	0-0	0	0	0-0
Artie Smith	2	0	2	0-0	0-0	0	0	0-0
Kimo von Oelhoffen	2	0	2	0-0	0-0	0	0	0-0
Eric Shaw	1	1	2	0-0	0-0	0	0	0-0
Bracey Walker	1	1	2	0-0	0-0	1	0	0-0
Ramondo Stallings	1	0	1	0-0	0-0	0	0	0-0

SPECIAL TEAMS*	ST	AT	TT	FF	FR-YDS	BP	BFG	BXP
Jeff Cothran	10	2	12	0	0-0	0	0	0
Adrian Hardy	10	2	12	0	1-0	1	0	0
Eric Ball	9	3	12	0	0-0	0	0	0
Roger Jones	11	0	11	1	0-0	0	0	0
Santo Stephens	8	1	9	0	0-0	0	0	0
Brett Wallerstedt	8	0	8	0	0-0	0	0	0
Greg Truitt	4	2	6	0	0-0	0	0	0
David Braxton	5	0	5	0	0-0	0	0	0
Steve Tovar	5	0	5	0	0-0	0	0	0
Kevin Jefferson	4	1	5	0	0-0	0	0	0
Corey Sawyer	4	0	4	0	0-0	0	0	0
Fernandus Vinson	4	0	4	0	0-0	0	0	0
John Johnson	3	0	3	0	0-0	0	0	0
Darryl Williams	3	0	3	0	0-0	0	0	0
Ricardo McDonald	1	2	3	0	0-0	0	0	0
Lee Johnson	2	0	2	0	0-0	0	0	0
Forey Duckett	1	0	1	0				

1995 STATISTICS

RECORD: 7-9-0

HEAD COACH: DAVE SHULA

DATE	W-L	SCORE	OPPONENT	ATTENDANCE
9-3-95	W	24-21 (OT)	at Indianapolis	42,445
9-10-95	W	24-17	JACKSONVILLE	48,318
9-17-95	L	21-24	at Seattle	39,492
9-24-95	L	28-38	HOUSTON	46,332
10-1-95	L	23-26	MIAMI	52,671
10-8-95	L	16-19	at Tampa Bay	41,732
10-15-95			— BYE —	
10-19-95	W	27-9	at Pittsburgh	56,684
10-29-95	L	26-29 (OT)	CLEVELAND	58,639
11-5-95	L	17-20	OAKLAND	51,265
11-12-95	W	32-25	at Houston	32,998
11-19-95	L	31-49	PITTSBURGH	54,636
11-26-95	W	17-13	at Jacksonville	68,249
12-3-95	L	10-24	at Green Bay	60,318
12-10-95	W	16-10	CHICAGO	38,642
12-17-95	L	10-26	at Cleveland	55,875
12-24-95	W	27-24	MINNESOTA	34,568

TEAM STATISTICS		BENGALS	OPPONENTS
TOTAL FIRST DOWNS	288	355
Rushing	76	117
Passing	184	215
Penalty	28	23
3rd Down: Made-Att	72-205	107-243
3rd Down Pct.	35.1	44.0
4th Down: Made-Att	10-19	8-15
4th Down Pct.	52.6	53.3
POSSESSION AVG.	26:57	33:03
TOTAL NET YARDS	5192	6349
Avg. Per Game	324.5	396.8
Total Plays	975	1127
Avg. Per Play	5.3	5.6
NET YARDS RUSHING	1439	2104
Avg. Per Game	89.9	131.5
Total Rushes	364	483
NET YARDS PASSING	3753	4245
Avg. Per Game	234.6	265.3
Sacked-Yards Lost	25-162	42-267
Gross Yards	3915	4512
Att.-Completions	586-334	602-364
Completion Pct.	57.0	60.5
Had Intercepted	18	12
PUNTS-AVG.	70-41.6	64-38.4
Net Punting Avg.	38.3	33.3
PENALTY-YARDS	103-835	116-1143
FUMBLES-BALLS LOST	23-14	27-12
TOUCHDOWNS	37	37
Rushing	7	10
Passing	29	25
Returns	2	2

SCORE BY PERIODS	1	2	3	4	OT	PTS
BENGALS	52	99	93	102	3	349
OPPONENTS	70	131	56	114	3	374

SCORING	TD	TD-R	TD-P	TD-R	K-PAT	FG	S	PTS
Doug Pelfrey	0	0	0	0	34-34	29-36	0	121
Carl Pickens	17	0	17	0	—	—	0	102
Darnay Scott	5	0	5	0	—	—	0	30
Tony McGee	4	0	4	0	—	—	0	24
Eric Bieniemy	3	3	0	0	—	—	0	18
Harold Green	3	2	1	0	—	—	0	18
Jeff Blake	2	2	0	0	—	—	0	14
David Dunn	1	0	1	0	—	—	0	6
Roger Jones	1	0	0	1	—	—	0	6
Melvin Tuten	1	0	1	0	—	—	0	6
Darryl Williams	0	0	0	0	—	—	1	2
(team)	—	—	—	—	—	—	1	2
BENGALS	37	7	29	1	34-34	29-36	2	349
OPPONENTS	37	10	25	2	34-34	38-49	0	374

Two-point conversions: Jeff Blake. BENGALS 1-3, OPPONENTS 2-3.

RUSHING	ATT	YDS	AVG	LG	TD
Harold Green	171	661	3.9	23t	2
Eric Bieniemy	98	381	3.9	27	3
Jeff Blake	53	309	5.8	30	2
Jeff Cothran	16	62	3.9	15	0
James Joseph	16	40	2.5	8	0
Darnay Scott	5	11	2.2	9	0
Carl Pickens	1	6	6.0	6	0
Jason Burns	1	1	1.0	1	0
Jeff Hill	1	-3	-3.0	-3	0
David Dunn	1	-13	-13.0	-13	0
Lee Johnson	1	-16	-16.0	-16	0
BENGALS	364	1439	4.0	30	7
OPPONENTS	483	2104	4.4	38	10

RECEIVING	REC	YDS	AVG	LG	TD
Carl Pickens	99	1234	12.5	68t	17
Tony McGee	55	754	13.7	41	4
Darnay Scott	52	821	15.8	88t	5
Eric Bieniemy	43	424	9.9	33	0
Harold Green	27	182	6.7	24	1
James Joseph	20	118	5.9	13	0
David Dunn	17	209	12.3	37	1
Jeff Cothran	8	44	5.5	15	0
Troy Sadowski	5	37	7.4	12	0
Jeff Hill	4	44	11.0	18	0
Derek Ware	2	36	18.0	21	0
Melvin Tuten	2	12	6.0	9	1
BENGALS	334	3915	11.7	88t	29
OPPONENTS	364	4512	12.4	71t	25

INTERCEPTIONS	NO	YDS	AVG	LG	TD
Brace Walker	4	56	14.0	23	0
Corey Sawyer	2	61	30.5	61	0
Andre Collins	2	3	1.5	3	0
Rod Jones	1	24	24.0	24	0
Roger Jones	1	17	17.0	17t	1
Steve Tovar	1	13	13.0	13	0
Darryl Williams	1	1	1.0	1	0
BENGALS	12	175	14.6	61	1
OPPONENTS	18	307	17.1	74	2

PUNTING	NO	YDS	AVG	NET	TB	IN-20	LG	BLK
Lee Johnson	68	2861	42.1	38.6	4	26	61	0
Doug Pelfrey	2	52	26.0	26.0	0	0	27	0
BENGALS	70	2913	41.6	38.3	4	26	61	0
OPPONENTS	64	2455	38.4	33.3	11	22	64	1

PUNT RETURNS	NO	FC	YDS	AVG	LG	TD
Corey Sawyer	9	8	58	6.4	21	0
Eric Bieniemy	7	1	47	6.7	10	0
Carl Pickens	5	2	-2	-0.4	4	0
Thomas Bailey	0	1	0	—	—	0
Jeff Query	0	1	0	—	—	0
BENGALS	21	13	103	4.9	21	0
OPPONENTS	27	20	154	5.7	19	0

KICKOFF RETURNS	NO	YDS	AVG	LG	TD
David Dunn	50	1092	21.8	45	0
Jeff Hill	17	454	26.7	55	0
Eric Bieniemy	8	168	21.0	34	0
Corey Sawyer	2	50	25.0	28	0
James Joseph	1	17	17.0	17	0
Kimo von Oelhoffen	1	10	10.0	10	0
Andre Collins	1	-3	-3.0	-3	0
BENGALS	80	1788	22.4	62	0
OPPONENTS	65	1475	22.7	64	0

FIELD GOALS	1-19	20-29	30-39	40-49	50+
Doug Pelfrey	0-0	8-9	10-11	10-14	1-2
BENGALS	0-0	8-9	10-11	10-14	1-2
OPPONENTS	1-1	13-14	14-17	8-13	2-4

Doug Pelfrey: (25G, 44G, 32G, 38G, 47G), (42G, 48N), (38N, 49N), (—), (28G, 45N), (34G, 45G, 44G), (31G, 23G), (37G, 63N, 41G), (45G, 28G, 48G), (33G, 49G, 27G), (27G), (31G), (28G), (28G, 37G, 39G, 42N), (30G, 22B), (44G, 51G).

Opponents: (27G, 40G, 42N), (29G), (53N, 38G), (41G), (21G, 46G, 36G, 35G), (25G, 47N, 27G, 45N, 33G, 53G), (39N, 36N, 25G, 28G, 38G), (44G, 25G, 36G, 38G, 28G), (37G, 50N, 46G), (40G, 34G, 34G, 23G), (50G, 26G), (41N, 47B, 36G, 39G), (41G), (27G), (37G, 42G, 19G, 35G), (20G, 38N, 25N).

PASSING	ATT	CMP	YDS	CMP%	YDS/ATT	TD	TD%	INT	INT%	LG	SKD-YDS	RAT
Jeff Blake	567	326	3822	57.5	6.74	28	4.9	17	3.0	88t	24-152	82.1
David Klingler	15	7	88	46.7	5.87	1	6.7	1	6.7	33	1-10	59.9
Eric Bieniemy	2	0	0	0.0	0.00	0	0.0	0	0.0	—	0-0	39.6
Lee Johnson	1	1	5	100.0	5.00	0	0.0	0	0.0	5	0-0	87.5
David Dunn	1	0	0	0.0	0.00	0	0.0	0	0.0	—	0-0	39.6
BENGALS	586	334	3915	57.0	6.68	29	4.9	18	3.1	88t	25-162	81.1
OPPONENTS	602	364	4512	60.5	7.50	25	4.2	12	2.0	71t	42-267	89.2

USUAL STARTERS

OFFENSE		DEFENSE	
WR	Carl Pickens	LDE	John Copeland
LOT	Kevin Sargent	LDT	Dan Wilkinson
LG	Scott Brumfield	RDT	Keith Rucker
C	Darrick Brizl	RDE	Artie Smith
RG	Bruce Kozerski, Todd Kalis	LLB	James Francis
ROT	Joe Walter	MLB	Steve Tovar
TE	Tony McGee	RLB	Ricardo McDonald
WR	Darnay Scott	LCB	Roger Jones
QB	Jeff Blake	RCB	Corey Sawyer, Rod Jones
HB	Harold Green	SS	Brace Walker
FB	Jeff Cothran	FS	Darryl Williams

DEFENSE*	ST	AT	TT	SKS-YDS	INT-YDS	PD	FF	FR-YDS
Steve Tovar	77	22	99	1-1	1-13	5	2	0-0
Darryl Williams	78	20	98	1-9	1-1	10	0	3-0
Roger Jones	75	11	86	2-8	1-17	11	2	0-0
Brace Walker	60	25	85	0-0	4-56	13	1	2-9
James Francis	55	10	65	3-27	0-0	6	1	0-0
Ricardo McDonald	47	17	64	5-17	0-0	1	1	1-0
Andre Collins	50	12	62	4-30	2-3	6	0	0-0
John Copeland	53	8	61	9-61	0-0	4	2	0-0
Corey Sawyer	49	4	53	2-22	2-61	17	2	0-0
Artie Smith	38	6	44	2-4	0-0	0	2	0-0
Keith Rucker	32	10	42	2-8	0-0	0	1	0-0
Dan Wilkinson	30	10	40	8-48	0-0	1	1	0-0
Rod Jones	38	1	39	0-0	1-24	9	0	1-0
Leonard Wheeler	21	7	28	0-0	0-0	5	0	0-0
Brett Wallerstedt	20	2	22	0-0	0-0	1	0	0-0
Sam Shade	14	2	16	0-0	0-0	1	0	0-0
Ramondo Stallings	14	2	16	1-18	0-0	0	1	1-0
Chris Shelling	15	0	15	0-0	0-0	1	0	0-0
Kimo von Oelhoffen	7	1	8	0-0	0-0	1	0	0-0
Alfred Oglesby	3	1	4	1-3	0-0	0	0	0-0
Adrian Hardy	3	0	3	0-0	0-0	0	0	0-0
Todd Kelly	3	0	3	1-11	0-0	1	0	1-0
Ty Parten	1	2	3	0-0	0-0	0	0	0-0
Mike Brim	2	0	2	0-0	0-0	0	0	0-0
Kevin Jefferson	0	0	1	0-0	0-0	0	0	0-0

SPECIAL TEAMS*	ST	AT	TT	FF	FR-YDS	BP	BFG	BXP
Darryl Williams	10	4	14	0	0-0	1	0	0
Adrian Hardy	9	1	10	0	0-0	0	0	0
James Joseph	8	1	9	0	1-0	0	0	0
Roger Jones	8	0	8	0	0-0	0	0	0
Andre Collins	7	1	8	0	0-0	0	0	0
Kevin Jefferson	4	4	8	0	1-6	0	0	0
David Dunn	6	1	7	0	0-0	0	0	0
Chris Shelling	6	1	7	1	0-0	0	0	0
Leonard Wheeler	6	1	7	1	0-0	0	0	0
Eric Bieniemy	5	1	6	0	1-0	0	0	0
Sam Shade	4	1	5	0	0-0	0	0	0
Brett Wallerstedt	4	0	4	0	0-0	0	0	0
Jeff Hill	3	0	3	0	0-0	0	0	0
Doug Pelfrey	2	0	2	0	0-0	0	0	0
Greg Truitt	1	1	2	0	0-0	0	0	0
Randy Neal	1	0	1	0	0-0			

1996 STATISTICS

RECORD: 8-8-0

HEAD COACH: DAVE SHULA (GAMES 1-7; RECORD 1-6),
BRUCE COSLET (GAMES 8-16; RECORD 7-2)

DATE	W-L	SCORE	OPPONENT	ATTENDANCE
9-1-96	L	16-26	at St. Louis	62,659
9-8-96	L	14-27	at San Diego	55,880
9-15-96	W	30-15	NEW ORLEANS	45,412
9-22-96			— BYE —	
9-29-96	L	10-14	DENVER	51,798
10-6-96	L	27-30 (OT)	HOUSTON	44,680
10-13-96	L	10-20	at Pittsburgh	58,875
10-20-96	L	21-28	at San Francisco	63,218
10-27-96	W	28-21	JACKSONVILLE	45,890
11-3-96	W	24-21	at Baltimore	60,743
11-10-96	W	34-24	PITTSBURGH	57,265
11-17-96	L	17-31	at Buffalo	75,549
11-24-96	W	41-31	ATLANTA	44,868
12-1-96	L	27-30	at Jacksonville	57,408
12-8-96	W	21-14	BALTIMORE	43,022
12-15-96	W	21-13	at Houston	15,131
12-22-96	W	31-24	INDIANAPOLIS	49,389

TEAM STATISTICS	BENGALS	OPPONENTS
TOTAL FIRST DOWNS	332	317
Rushing	114	109
Passing	190	196
Penalty	28	12
3rd Down: Made-Att	102-236	94-214
3rd Down Pct.	43.2	43.9
4th Down: Made-Att	5-12	8-13
4th Down Pct.	41.7	61.5
POSSESSION AVG.	31:33	28:27
TOTAL NET YARDS	5225	5469
Avg. Per Game	326.6	341.8
Total Plays	1088	1047
Avg. Per Play	4.8	5.2
NET YARDS RUSHING	1793	1643
Avg. Per Game	112.1	102.7
Total Rushes	478	444
NET YARDS PASSING	3432	3826
Avg. Per Game	214.5	239.1
Sacked-Yards Lost	47-294	32-202
Gross Yards	3726	4028
Att.-Completions	563-316	571-319
Completion Pct.	56.1	55.9
Had Intercepted	16	34
PUNTS-AVG.	82-44.3	61-44.4
Net Punting Avg.	34.0	38.5
PENALTIES-YARDS	90-678	102-768
FUMBLES-BALLS LOST	19-9	16-10
TOUCHDOWNS	43	42
Rushing	14	15
Passing	25	22
Returns	4	5

SCORE BY PERIODS	1	2	3	4	OT	PTS
BENGALS	57	111	65	139	0	372
OPPONENTS	67	105	86	108	3	369

SCORING	TD	TD-R	TD-P	TD-Rt	K-PAT	FG	S	PTS
Doug Pelfrey	0	0	0	0	41-41	23-28	0	110
Carl Pickens	12	0	12	0	—	—	0	74
Ki-Jana Carter	9	8	1	0	—	—	0	54
Darnay Scott	5	0	5	0	—	—	0	30
Tony McGee	4	0	4	0	—	—	0	24
Eric Bieniemy	2	2	0	0	—	—	0	12
Jeff Blake	2	2	0	0	—	—	0	12
David Dunn	2	0	1	1	—	—	0	12
Garrison Hearst	1	0	1	0	—	—	0	8
Ashley Ambrose	1	0	0	1	—	—	0	6
Jeff Cothran	1	1	0	0	—	—	0	6
James Francis	1	0	0	1	—	—	0	6
James Hundon	1	0	1	0	—	—	0	6
Brian Milne	1	1	0	0	—	—	0	6
Jimmy Spencer	1	0	0	1	—	—	0	6
BENGALS	43	14	25	4	41-41	23-28	0	372
OPPONENTS	42	15	22	5	40-40	25-30	0	369

Two-point conversions: Garrison Hearst, Carl Pickens.
BENGALS 2-2, OPPONENTS 1-2.

PASSING	ATT	CMP	YDS	CMP%	YDS/ATT	TD	TD%	INT	INT%	LG	SKD-YDS	RAT
Jeff Blake	549	308	3624	56.1	6.60	24	4.4	14	2.6	61t	44-278	80.3
Erik Wilhelm	13	7	90	53.8	6.92	1	7.7	2	15.4	38	3-16	61.9
Carl Pickens	1	1	12	100.0	12.00	0	0.0	0	0.0	12	0-0	116.7
BENGALS	563	316	3726	56.1	6.62	25	4.4	16	2.8	61t	47-294	79.4
OPPONENTS	571	319	4028	55.9	7.05	22	3.9	34	6.0	57	32-202	66.1

RUSHING	ATT	YDS	AVG	LG	TD
Garrison Hearst	225	847	3.8	24	0
Jeff Blake	72	317	4.4	18	2
Eric Bieniemy	56	269	4.8	33t	2
Ki-Jana Carter	91	264	2.9	31t	8
Jeff Cothran	15	44	2.9	9	1
Erik Wilhelm	6	24	4.0	18	0
Brian Milne	8	22	2.8	5	1
Darnay Scott	3	4	1.3	8	0
Carl Pickens	2	2	1.0	2	0
BENGALS	478	1793	3.8	33t	14
OPPONENTS	444	1643	3.7	45t	15

RECEIVING	REC	YDS	AVG	LG	TD
Carl Pickens	100	1180	11.8	61t	12
Darnay Scott	58	833	14.4	50t	5
Tony McGee	38	446	11.7	22	4
David Dunn	32	509	15.9	40	1
Eric Bieniemy	32	272	8.5	42	0
Ki-Jana Carter	22	169	7.7	20	1
Garrison Hearst	12	131	10.9	40	1
Marco Battaglia	8	79	9.9	17	0
Jeff Cothran	7	49	7.0	14	0
Brian Milne	3	29	9.7	15	0
Troy Sadowski	3	15	5.0	8	0
James Hundon	1	14	14.0	14t	1
BENGALS	316	3726	11.8	61t	25
OPPONENTS	319	4028	12.6	57	22

INTERCEPTIONS	NO	YDS	AVG	LG	TD
Ashley Ambrose	8	63	7.9	31t	1
Jimmy Spencer	5	48	9.6	34	0
Steve Tovar	4	42	10.5	24	0
James Francis	3	61	20.3	42t	1
Bracey Walker	2	35	17.5	35	0
Greg Myers	2	10	5.0	10	0
Rod (Roderick) Jones	2	2	1.0	2	0
Bo Orlando	2	0	0.0	0	0
Corey Sawyer	2	0	0.0	0	0
Roger Jones	1	30	30.0	30	0
Gerald Dixon	1	10	10.0	10	0
Dan Wilkinson	1	7	7.0	7	0
Jevon Langford	1	0	0.0	0	0
BENGALS	34	308	9.1	42t	2
OPPONENTS	16	172	10.8	61	1

PUNTING	NO	YDS	AVG	NET	TB	IN-20	LG	BLK
Lee Johnson	80	3630	45.4	34.4	17	16	67	1
Doug Pelfrey	1	4	4.0	4.0	0	0	4	0
BENGALS	82	3634	44.3	34.0	17	16	67	1
OPPONENTS	61	2706	44.4	38.5	7	20	65	0

PUNT RETURNS	NO	FC	YDS	AVG	LG	TD
Corey Sawyer	15	5	117	7.8	62	0
Greg Myers	9	2	51	5.7	12	0
David Dunn	7	1	54	7.7	20	0
James Hundon	1	0	-7	-7.0	-7	0
Carl Pickens	1	0	2	2.0	2	0
BENGALS	33	8	217	6.6	62	0
OPPONENTS	38	6	502	13.2	64	0

KICKOFF RETURNS	NO	YDS	AVG	LG	TD
David Dunn	35	782	22.3	90t	1
Corey Sawyer	12	241	20.1	33	0
James Hundon	10	237	23.7	31	0
Jeff Hill	9	173	19.2	29	0
Troy Sadowski	2	7	3.5	7	0
Marco Battaglia	1	8	8.0	8	0
Jeff Cothran	1	11	11.0	11	0
BENGALS	70	1459	20.8	90t	1
OPPONENTS	69	1642	23.8	95t	1

FIELD GOALS	1-19	20-29	30-39	40-49	50+
Doug Pelfrey	1-1	7-7	10-11	5-9	0-0
BENGALS	1-1	7-7	10-11	5-9	0-0
OPPONENTS	0-0	9-9	6-7	9-12	1-2

Doug Pelfrey: (27G, 35G, 47G), (—), (33G, 21G, 35G, 37N), (44G), (42G, 31G, 40N), (19G), (—), (—), (41G, 49G, 34G), (32G, 34G), (30G), (36G, 20G), (42B, 22G, 34G), (49N, 23G, 26G), (47N), (25G).

Opponents: (44N, 42G, 20G, 29G, 20G), (47G, 23G), (51G, 37G, 25G), (—), (40G, 32G, 49G), (33G, 22G), (—), (—), (—), (46G, 42N), (22G), (33G, 54N), (25G, 46G, 40G, 39G, 20G), (45N), (46G, 34N, 42G), (32G).

USUAL STARTERS

OFFENSE		DEFENSE	
WR	Carl Pickens	LDE	John Copeland
LOT	Willie Anderson	LDT	Dan Wilkinson
	Melvin Tuten	RDT	Tim Johnson
LG	Rich Braham	RDE	Artie Smith
C	Darrick Brilz	LLB	James Francis
RG	Ken Blackman	MLB	Steve Tovar
	Scott Brumfield	RLB	Ricardo McDonald
ROT	Joe Walter	LCB	Ashley Ambrose
TE	Tony McGee	RCB	Jimmy Spencer
WR	Darnay Scott	SS	Bracey Walker
QB	Jeff Blake	FS	Bo Orlando
HB	Garrison Hearst		
FB	Jeff Cothran		

DEFENSE*	ST	AT	TT	SKS-YDS	INT-YDS	PD	FF	FR-YDS
Steve Tovar	74	30	104	3-15	4-42	11	0	0-0
Bo Orlando	72	12	84	1-6	2-0	7	1	0-0
James Francis	62	8	70	3-23	3-61	6	1	3-0
Bracey Walker	57	13	70	0-0	2-35	4	1	0-0
Jimmy Spencer	55	8	63	0-0	5-48	22	0	1-59
Ricardo McDonald	46	15	61	5-32	0-0	1	1	0-0
Ashley Ambrose	44	6	50	0-0	8-63	24	1	0-0
Dan Wilkinson	37	7	44	6.5-51.5	1-7	3	0	1-0
Tim Johnson	38	3	41	2.5-22	0-0	2	0	0-0
John Copeland	35	6	41	3-18.5	0-0	6	1	0-0
Corey Sawyer	32	6	38	1.5-11.5	2-0	10	1	0-0
Artie Smith	19	7	26	1-8	0-0	1	0	1-0
Jevon Langford	20	4	24	2-6	1-0	1	0	1-0
Tom Tumulty	16	8	24	0-0	0-0	1	0	0-0
Gerald Dixon	15	6	21	0-0	1-10	1	0	0-0
Greg Myers	17	1	18	0-0	2-10	3	0	0-0
Ramondo Stallings	13	2	15	2-6	0-0	2	0	0-0
Kimo von Oelhoffen	11	4	15	1-2.5	0-0	0	0	0-0
Rod Jones (Roderick)	13	1	14	0-0	2-2	4	0	0-0
Roger Jones	7	1	8	0-0	1-30	1	0	0-0
Sam Shade	6	2	8	0-0	0-0	0	0	0-0
Andre Collins	6	1	7	0-0	0-0	0	0	0-0
Tim Morabito	5	1	6	0.5-0	0-0	0	0	0-0
Kenny Davidson	1	0	1	0-0	0-0	0	0	1-0
Leonard Wheeler	1	0	1	0-0	0-0	0	0	0-0

SPECIAL TEAMS*	ST	AT	TT	FF	FR-YDS	BP	BFG	BXP
David Dunn	9	0	9	0	0-0	0	0	0
Tom Tumulty	8	1	9	0	0-0	0	0	0
Leonard Wheeler	8	1	9	0	0-0	0	0	0
Andre Collins	8	0	8	0	0-0	0	0	0
Eric Bieniemy	7	1	8	0	0-0	0	0	0
Greg Myers	6	2	8	0	0-0	0	0	0
Rod Jones (Roderick)	6	1	7	0	0-0	0	0	0
Gerald Dixon	5	1	6	0	0-0	0	0	0
Sam Shade	5	1	6	0	0-0	0	0	0
Ashley Ambrose	5	0	5	0	0-0	0	0	0
Bo Orlando	5	0	5	0	0-0	0	0	0
Marco Battaglia	4	0	4	0	1-0	0	0	0
Greg Trullit	4	0	4	0	0-0	0	0	0
Roger Jones	2	2	4	0	0-0	0	0	0
James Hundon	3	0	3	0	0-0	0	0	0
Lee Johnson	3	0	3	0	0-0	0		

1997 STATISTICS

RECORD: 7-9-0

HEAD COACH: BRUCE COSLET

DATE	W-L	SCORE	OPPONENT	ATTENDANCE
8-31-97	W	24-21	ARIZONA	53,644
9-7-97	L	10-23	at Baltimore	52,968
9-14-97			— BYE —	
9-21-97	L	20-38	at Denver	73,871
9-28-97	L	14-31	N.Y. JETS	57,209
10-5-97	L	13-21	at Jacksonville	67,128
10-12-97	L	7-30	at Tennessee	17,071
10-19-97	L	10-26	PITTSBURGH	60,020
10-26-97	L	27-29	at N.Y. Giants	72,584
11-2-97	W	38-31	SAN DIEGO	53,754
11-9-97	W	28-13	at Indianapolis	58,473
11-16-97	L	3-20	at Pittsburgh	55,226
11-23-97	W	31-26	JACKSONVILLE	55,158
11-30-97	L	42-44	at Philadelphia	66,623
12-4-97	W	41-14	TENNESSEE	49,086
12-14-97	W	31-24	DALLAS	60,043
12-21-97	W	16-14	BALTIMORE	50,917

TEAM STATISTICS	BENGALS	OPPONENTS
TOTAL FIRST DOWNS	310	351
Rushing	104	141
Passing	171	188
Penalty	35	22
3rd Down: Made-Att	88-214	102-227
3rd Down Pct.	41.1	44.9
4th Down: Made-Att	10-20	11-16
4th Down Pct.	50.0	68.8
POSSESSION AVG.	27:56	32:04
TOTAL NET YARDS	5282	5682
Avg. Per Game	330.1	355.1
Total Plays	1002	1091
Avg. Per Play	5.3	5.2
NET YARDS RUSHING	1966	2223
Avg. Per Game	122.9	138.9
Total Rushes	452	514
NET YARDS PASSING	3316	3459
Avg. Per Game	207.3	216.2
Sacked-Yards Lost	46-287	35-209
Gross Yards	3603	3668
Att.-Completions	504-302	542-309
Completion Pct.	59.9	57.0
Had Intercepted	9	13
PUNTS-AVG.	81-42.9	69-44.7
Net Punting Avg.	35.9	40.3
PENALTY-YARDS	98-877	107-951
FUMBLES-BALLS LOST	25-13	23-10
TOUCHDOWNS	46	48
Rushing	23	15
Passing	21	30
Returns	2	3

SCORE BY PERIODS	1	2	3	4	OT	PTS
BENGALS	77	110	80	88	0	355
OPPONENTS	65	108	90	142	0	405

SCORING	TD	TD-R	TD-P	TD-R	K-PAT	FG	S	PTS
Doug Pelfrey	0	0	0	0	41-43	12-16	0	77
Corey Dillon	10	10	0	0	—	—	0	60
Ki-Jana Carter	7	7	0	0	—	—	0	42
Tony McGee	6	0	6	0	—	—	0	38
Carl Pickens	5	0	5	0	—	—	0	30
Darnay Scott	5	0	5	0	—	—	0	30
Jeff Blake	3	3	0	0	—	—	0	18
Eric Bieniemy	2	1	0	1	—	—	0	12
David Dunn	2	0	2	0	—	—	0	12
James Hundon	2	0	2	0	—	—	0	12
Brian Milne	2	2	0	0	—	—	0	12
Marco Battaglia	1	0	1	0	—	—	0	6
John Copeland	1	0	0	1	—	—	0	6
BENGALS	46	23	21	2	41-43	12-16	0	355
OPPONENTS	48	15	30	3	45-45	24-29	0	405

Two-point conversions: Tony McGee. BENGALS 1-3, OPPONENTS 0-3.

PASSING	ATT	CMP	YDS	CMP%	YDS/ATT	TD	TD%	INT	INT%	LG	SKD-YDS	RAT
Jeff Blake	317	184	2125	58.0	6.70	8	2.5	7	2.2	50t	39-244	77.6
Boomer Esiason	186	118	1478	63.4	7.95	13	7.0	2	1.1	77t	7-43	106.9
Ki-Jana Carter	1	0	0	0.0	0.00	0	0.0	0	0.0	—	0-0	39.6
BENGALS	504	302	3603	59.9	7.15	21	4.2	9	1.8	77t	46-287	88.3
OPPONENTS	542	309	3668	57.0	6.77	30	5.5	13	2.4	83t	35-209	86.2

RUSHING	ATT	YDS	AVG	LG	TD
Corey Dillon	233	1129	4.8	71t	10
Ki-Jana Carter	128	464	3.6	79t	7
Jeff Blake	45	234	5.2	16	3
Eric Bieniemy	21	97	4.6	20t	1
Brian Milne	13	32	2.5	5	2
Boomer Esiason	8	11	1.4	8	0
Darnay Scott	1	6	6.0	6	0
Lee Johnson	1	0	0.0	0	0
Scottie Graham	1	-1	-1.0	-1	0
Carl Pickens	1	-6	-6.0	-6	0
BENGALS	452	1966	4.3	79t	23
OPPONENTS	514	2223	4.3	50t	15

RECEIVING	REC	YDS	AVG	LG	TD
Darnay Scott	54	797	14.8	77t	5
Carl Pickens	52	695	13.4	50t	5
Tony McGee	34	414	12.2	37	6
Eric Bieniemy	31	249	8.0	21	0
David Dunn	27	414	15.3	39t	2
Corey Dillon	27	259	9.6	28	0
Brian Milne	23	138	6.0	20	0
Ki-Jana Carter	21	157	7.5	35	0
James Hundon	16	285	17.8	61	2
Marco Battaglia	12	149	12.4	34	1
Gunnard Twyner	4	45	11.3	16	0
Scottie Graham	1	1	1.0	1	0
BENGALS	302	3603	11.9	77t	21
OPPONENTS	309	3668	11.9	83t	30

INTERCEPTIONS	NO	YDS	AVG	LG	TD
Corey Sawyer	4	44	11.0	37	0
Ashley Ambrose	3	56	18.7	29	0
Tremain Mack	1	29	29.0	29	0
Greg Myers	1	25	25.0	25	0
Sam Shade	1	21	21.0	21	0
James Francis	1	7	7.0	7	0
Bo Orlando	1	3	3.0	3	0
Jimmy Spencer	1	-2	-2.0	-2	0
BENGALS	13	183	14.1	37	0
OPPONENTS	9	26	2.9	18	0

PUNTING	NO	YDS	AVG	NET	TB	IN-20	LG	BLK
Lee Johnson	81	3471	42.9	35.9	8	27	66	0
BENGALS	81	3471	42.9	35.9	8	27	66	0
OPPONENTS	69	3082	44.7	40.3	5	21	59	0

PUNT RETURNS	NO	FC	YDS	AVG	LG	TD
Greg Myers	26	19	201	7.7	18	0
BENGALS	26	19	201	7.7	18	0
OPPONENTS	35	10	407	11.6	85t	2

KICKOFF RETURNS	NO	YDS	AVG	LG	TD
Eric Bieniemy	34	789	23.2	102t	1
David Dunn	19	487	25.6	85	0
James Hundon	10	169	16.9	28	0
Corey Dillon	6	182	30.3	58	0
Gunnard Twyner	4	72	18.0	24	0
Ki-Jana Carter	1	9	9.0	9	0
BENGALS	74	1708	23.1	102t	1
OPPONENTS	67	1406	21.0	45	0

FIELD GOALS	1-19	20-29	30-39	40-49	50+
Doug Pelfrey	0-0	4-4	3-3	5-7	0-2
BENGALS	0-0	4-4	3-3	5-7	0-2
OPPONENTS	1-1	7-8	8-10	8-10	0-0

Doug Pelfrey: (38G), (46G, 51N, 43N, 46B), (56N, 38G, 43G), (—), (—), (—), (33G), (—), (27G), (—), (25G), (20G), (—), (26G, 40G), (42G), (44G).

Opponents: (—), (37G, 32G, 41G), (25G), (44G, 36N), (27N), (40N), (47G, 45G, 19G), (43G, 32G), (35G), (45G), (31N, 42G, 45G), (34G, 25G), (21G, 35G, 29G, 25G), (33G, 25G, 31G), (—), (23G), (44N).

USUAL STARTERS

OFFENSE		DEFENSE	
WR	Carl Pickens	LDE	John Copeland
LOT	Kevin Sargent	NT	Kimo von Oelhoffen
	Rod Jones	RDE	Dan Wilkinson
LG	Rich Braham	LOLB	James Francis
C	Darrick Brilz	LILB	Tom Tumulty
RG	Ken Blackman	RILB	Ricardo McDonald
ROT	Willie Anderson	ROLB	Gerald Dixon
TE	Tony McGee	LCB	Ashley Ambrose
WR	Darnay Scott	RCB	Jimmy Spencer
QB	Jeff Blake	SS	Sam Shade
HB	Ki-Jana Carter	FS	Greg Myers
FB	Brian Milne		

DEFENSE*	ST	AT	TT	SKS-YDS	INT-YDS	PD	FF	FR-YDS
Sam Shade	81	15	96	4.25	1-21	7	1	1-0
Greg Myers	67	15	82	0-0	1-25	6	0	0-0
Ricardo McDonald	50	14	64	1-5	0-0	3	0	0-0
Ashley Ambrose	57	2	59	1-10	3-56	26	0	2-0
James Francis	46	11	57	3.5-9.5	1-7	6	2	1-0
Tom Tumulty	40	16	56	1-5	0-0	2	0	0-0
Gerald Dixon	41	9	50	8.5-55.5	0-0	2	1	0-0
John Copeland	35	14	49	3-16	0-0	1	0	2-25
Tito Paul	41	7	48	0-0	0-0	6	0	1-0
Kimo von Oelhoffen	32	10	42	0-0	0-0	0	0	0-0
Brenton Buckner	32	7	39	0-0	0-0	0	2	0-0
Jimmy Spencer	36	2	38	0-0	1-(-2)	12	0	0-0
Steve Tovar	30	6	36	0-0	0-0	1	0	0-0
Dan Wilkinson	24	10	34	5-29	0-0	2	1	0-0
Corey Sawyer	28	3	31	0-0	4-44	13	0	0-0
Andre Collins	25	5	30	3-10	0-0	0	0	1-0
Reinard Wilson	22	2	24	3-23	0-0	1	1	0-0
Bo Orlando	20	4	24	1-7	1-3	4	1	0-0
Billy Granville	16	4	20	0-0	0-0	2	0	0-0
Tremain Mack	14	4	18	0-0	1-29	1	0	0-0
Jevon Langford	9	5	14	1-14	0-0	1	0	0-0
Ramondo Stallings	6	0	6	0-0	0-0	0	0	0-0
Andre Purvis	2	1	3	0-0	0-0	0	0	0-0
Tim Terry	2	1	3	0-0	0-0	0	0	0-0
Canute Curtis	2	0	2	0-0	0-0	0	0	0-0
Anthone Lott	1	0	1	0-0	0-0	0	0	0-0

SPECIAL TEAMS*	ST	AT	TT	FF	FR-YDS	BP	BFG	BXP
Andre Collins	17	2	19	0	0-0	0	0	0
Sam Shade	15	2	17	1	0-0	0	0	0
Gerald Dixon	15	0	15	0	0-0	0	0	0
Steve Tovar	7	1	8	0	0-0	0	0	0
Greg Truitt	7	0	7	0	0-0	0	0	0
Greg Myers	5	1	6	0	0-0	0	0	0
Corey Sawyer	4	1	5	0	0-0	0	0	0
Marco Battaglia	4	0	4	0	1-0	0	0	0
Billy Granville	3	1	4	1	0-0	0	0	0
Eric Bieniemy	3	0	3	0	0-0	0	0	0
Steve Bush	3	0	3	0	0-0	0	0	0
Bo Orlando	2	1	3	0	1-0	0	0	0
Tim Terry	2	1	3	0	0-0	0	0	0
Tom Tumulty	2	1	3	0	0-0	0	0	0
Ricardo McDonald	2	0	2	0	0-0	0	0	0
Canute Curtis	1	0	1	0	0-0	0	0	0
James Hundon	1	0	1	0	0-0	0	0	0
Mike Jenkins	1	0	1	0	0-0	0	0	0
Tito Paul	1	0	1	0	0-0	0	0	0
Lawrence Wright	1	0	1	0	0-0	0	0	0
Brian Milne	0	1	1	0	0-0	0	0	0

MISCELLANEOUS DEFENSE*	ST	AT	TT	FF	FR-YDS
David Dunn	3	0	3	0	0-0
Darnay Scott	2	0	2	0	0-0
Kevin Sargent	1	1	2	0	0-0
Willie Anderson	1	0	1	0	0-0
Eric Bieniemy	1	0	1	0	0-0
Ken Blackman	1	0	1</		

1998 STATISTICS

RECORD: 3-13-0

HEAD COACH: BRUCE COSLET

DATE	W-L	SCORE	OPPONENT	ATTENDANCE
9-6-98	L	14-23	TENNESSEE	55,848
9-13-98	W	34-28 (OT)	at Tennessee	66,354
9-20-98	L	6-13	GREEN BAY	56,346
9-27-98	L	24-31	at Baltimore	68,154
10-4-98			— BYE —	
10-11-98	W	25-20	PITTSBURGH	59,979
10-18-98	L	14-44	at Tennessee	33,288
10-25-98	L	10-27	at Oakland	40,089
11-1-98	L	26-33	DENVER	59,974
11-8-98	L	11-24	at Jacksonville	67,040
11-15-98	L	3-24	at Minnesota	64,232
11-22-98	L	13-20	BALTIMORE	52,571
11-29-98	L	17-34	JACKSONVILLE	55,432
12-6-98	L	20-33	BUFFALO	54,359
12-13-98	L	26-39	at Indianapolis	55,179
12-20-98	W	25-24	at Pittsburgh	52,017
12-27-98	L	0-35	TAMPA BAY	49,826

TEAM STATISTICS	BENGALS	OPPONENTS
TOTAL FIRST DOWNS	271	310
Rushing	92	142
Passing	148	152
Penalty	31	16
3rd Down: Made-Att	76-224	89-200
3rd Down Pct.	33.9	44.5
4th Down: Made-Att	11-29	4-9
4th Down Pct.	37.9	44.4
POSSESSION AVG.	28:31	31:29
TOTAL NET YARDS	4824	5763
Avg. Per Game	301.5	360.2
Total Plays	979	992
Avg. Per Play	4.9	5.8
NET YARDS RUSHING	1639	2612
Avg. Per Game	102.4	163.3
Total Rushes	405	558
NET YARDS PASSING	3185	3151
Avg. Per Game	199.1	196.9
Sacked-Yards Lost	53-360	28-199
Gross Yards	3545	3350
Att.-Completions	521-307	406-233
Completion Pct.	58.9	57.4
Had Intercepted	12	13
PUNTS-AVG.	81-44.2	64-44.5
Net Punting Avg.	35.2	39.6
PENALTY-TIES-YARDS	69-620	127-1012
FUMBLES-BALLS LOST	21-10	12-7
TOUCHDOWNS	31	53
Rushing	7	23
Passing	20	23
Returns	4	7

SCORE BY PERIODS	1	2	3	4	OT	PTS
BENGALS	26	90	66	80	6	268
OPPONENTS	113	143	99	97	0	452

SCORING	TD	TD-R	TD-P	TD-R	K-PAT	FG	S	PTS
Doug Pelfrey	0	0	0	0	21-21	19-27	0	78
Darnay Scott	7	0	7	0	—	—	0	42
Carl Pickens	5	0	5	0	—	—	0	32
Corey Dillon	5	4	1	0	—	—	0	30
Damon Gibson	4	0	3	1	—	—	0	24
Brandon Bennett	2	2	0	0	—	—	0	12
Marco Battaglia	1	0	1	0	—	—	0	6
James Hundon	1	0	1	0	—	—	0	6
Tremain Mack	1	0	0	1	—	—	0	6
Tony McGee	1	0	1	0	—	—	0	6
Brian Milne	1	1	0	0	—	—	0	6
Corey Sawyer	1	0	0	1	—	—	0	6
Sam Shade	1	0	0	1	—	—	0	6
Stepfret Williams	1	0	1	0	—	—	0	6
Paul Justin	0	0	0	0	—	—	0	2
BENGALS	31	7	20	4	21-21	19-27	0	268
OPPONENTS	53	23	23	7	51-51	27-31	0	452

Two-point conversions: Paul Justin, Carl Pickens. BENGALS 2-9, OPPONENTS 1-2.

RUSHING	ATT	YDS	AVG	LG	TD
Corey Dillon	262	1130	4.3	66	4
Brandon Bennett	77	243	3.2	17	2
Jeff Blake	15	103	6.9	18	0
Eric Bieniemy	17	56	3.3	9	0
Brian Milne	10	41	4.1	10	1
Neil O'Donnell	13	34	2.6	10	0
Darnay Scott	2	10	5.0	8	0
Damon Gibson	1	9	9.0	9	0
Michael Blair	1	4	4.0	4	0
Ki-Jana Carter	2	4	2.0	4	0
Carl Pickens	2	4	2.0	4	0
Paul Justin	1	2	2.0	2	0
Brad Costello	1	0	0.0	0	0
Eric Kresser	1	-1	-1.0	-1	0
BENGALS	405	1639	4.0	66	7
OPPONENTS	558	2612	4.7	67	23

RECEIVING	REC	YDS	AVG	LG	TD
Carl Pickens	82	1023	12.5	67	5
Darnay Scott	51	817	16.0	70	7
Corey Dillon	28	178	6.4	41	1
Eric Bieniemy	27	153	5.7	15	0
Brian Milne	26	124	4.8	18	0
Tony McGee	22	363	16.5	40	1
Damon Gibson	19	258	13.6	76	3
James Hundon	10	112	11.2	17	1
Marco Battaglia	10	47	4.7	16	1
Brandon Bennett	8	153	19.1	55	0
Willie Jackson	7	165	23.6	47	0
Stepfret Williams	6	81	13.5	19	1
Ki-Jana Carter	6	25	4.2	8	0
Steve Bush	4	39	9.8	18	0
Michael Blair	1	7	7.0	7	0
BENGALS	307	3545	11.5	76	20
OPPONENTS	233	3350	14.4	73	23

INTERCEPTIONS	NO	YDS	AVG	LG	TD
Sam Shade	3	33	11.0	32	0
Artrell Hawkins	3	21	7.0	12	0
Ashley Ambrose	2	0	0.0	0	0
Corey Sawyer	1	58	58.0	58	1
Brian Simmons	1	18	18.0	18	0
Adrian Ross	1	11	11.0	11	0
John Copeland	1	3	3.0	3	0
Thomas Randolph	1	0	0.0	0	0
BENGALS	13	144	11.1	58	1
OPPONENTS	12	206	17.2	56	1

PUNTING	NO	YDS	AVG	NET	TB	IN-20	LG	BLK
Lee Johnson	69	3083	44.7	35.6	8	14	69	1
Brad Costello	10	495	49.5	32.7	3	0	73	1
BENGALS	81	3578	44.2	35.2	11	14	73	2
OPPONENTS	64	2850	44.5	39.6	4	29	72	0

PUNT RETURNS	NO	FC	YDS	AVG	LG	TD
Damon Gibson	27	19	218	8.1	65	1
Stepfret Williams	2	3	16	8.0	10	0
BENGALS	29	22	234	8.1	65	1
OPPONENTS	36	15	503	14.0	87	1

KICKOFF RETURNS	NO	YDS	AVG	LG	TD
Tremain Mack	45	1165	25.9	97	1
Damon Gibson	17	372	21.9	30	0
Eric Bieniemy	5	87	17.4	22	0
Brandon Bennett	3	61	20.3	21	0
Marco Battaglia	1	5	5.0	5	0
Stepfret Williams	1	20	20.0	20	0
BENGALS	72	1710	23.8	97	1
OPPONENTS	46	1199	26.1	51	0

FIELD GOALS	1-19	20-29	30-39	40-49	50+
Doug Pelfrey	1-1	4-4	6-7	6-10	2-5
BENGALS	1-1	4-4	6-7	6-10	2-5
OPPONENTS	0-1	5-6	12-12	8-10	2-2

Doug Pelfrey: (—), (35N, 48B), (37G, 19G), (48G), (44G, 48G), (—), (53N, 51G), (25G, 23G, 52N), (50G), (37G), (40G, 34G), (42N, 30G), (—), (41G, 26G), (33G, 37G, 43G, 53N, 46N, 21G), (40N).

Opponents: (38G, 31G, 48G, 47N), (—), (30G, 35G), (46G), (40G, 40G), (35G, 38G, 42G), (28N, 22G, 48G, 48N), (33G, 37G), (39G), (32G), (34G, 23G), (23G, 47G), (20G, 52G, 46G, 34G), (50G), (22G), (18N).

PASSING	ATT	CMP	YDS	CMP%	YDS/ATT	TD	TD%	INT	INT%	LG	SKD-YDS	RAT
Neil O'Donnell	343	212	2216	61.8	6.46	15	4.4	4	1.2	76	30-217	90.2
Jeff Blake	93	51	739	54.8	7.95	3	3.2	3	3.2	67	15-79	78.2
Paul Justin	63	34	426	54.0	6.76	1	1.6	3	4.8	41	7-60	60.7
Eric Kresser	21	10	164	47.6	7.81	1	4.8	2	9.5	37	0-0	50.6
Doug Pelfrey	1	0	0	0.0	0.00	0	0.0	0	0.0	0	0-0	39.6
Corey Dillon	0	0	0	—	—	0	—	0	—	—	1-4	—
BENGALS	521	307	3545	58.9	6.80	20	3.8	12	2.3	76	53-360	82.7
OPPONENTS	406	233	3350	57.4	8.25	23	5.7	13	3.2	73	28-199	89.8

USUAL STARTERS

OFFENSE		DEFENSE	
WR	Carl Pickens	LDE	Michael Bankston
LOT	Kevin Sargent	NT	Kimo von Oelhoffen
LG	Rich Braham	RDE	Clyde Simmons
C	Darrick Brizl	LOLB	James Francis
RG	Ken Blackman, Mike Goff	LILB	Brian Simmons
		RILB	Takeo Spikes
ROT	Willie Anderson	ROLB	Reinard Wilson
TE	Tony McGee	LCB	Ashley Ambrose
WR	Darnay Scott	RCB	Artrell Hawkins
QB	Neil O'Donnell	SS	Sam Shade
HB	Corey Dillon	FS	Greg Myers
FB	Brian Milne		

DEFENSE*	ST	AT	TT	SKS-YDS	INT-YDS	PD	FF	FR-YDS
Takeo Spikes	95	17	112	2-19	0-0	0	0	0-0
Brian Simmons	62	16	78	3-18	1-18	2	1	1-22
Sam Shade	60	18	78	1-8	3-33	6	0	2-55
Artrell Hawkins	65	5	70	1-9	3-21	17	2	1-25
Michael Bankston	49	21	70	4.5-19.5	0-0	1	0	1-5
Greg Myers	54	15	69	0-0	0-0	4	0	1-0
Reinard Wilson	46	17	63	6-39.5	0-0	1	2	0-0
Myron Bell	45	3	48	1-8	0-0	3	0	0-0
Kimo von Oelhoffen	36	9	45	0-0	0-0	3	0	0-0
Ashley Ambrose	36	4	40	0-0	2-0	15	0	0-0
James Francis	32	5	37	0-0	0-0	5	2	0-0
Clyde Simmons	28	2	30	5-37	0-0	2	1	0-0
Jevon Langford	17	7	24	0.5-5.0	0-0	0	0	0-0
Tom Tumulty	17	5	22	0.5-6	0-0	2	1	0-0
Thomas Randolph	19	1	20	0-0	1-0	7	0	0-0
Adrian Ross	12	2	14	0-0	1-11	4	0	0-0
Steve Foley	11	1	12	2-18	0-0	0	0	0-0
Corey Sawyer	9	1	10	0-0	1-58	3	0	0-0
Billy Granville	4	5	9	0-0	0-0	1	0	0-0
Glen Steele	6	1	7	0-0	0-0	0	0	0-0
Mike Thompson	3	4	7	0.5-6	0-0	0	0	0-0
Andre Purvis	4	2	6	1-6	0-0	0	0	0-0
John Copeland	5	0	5	0-0	1-3	1	0	0-0
Kelvin Moore	2	1	3	0-0	0-0	0	0	0-0
Tremain Mack	2	0	2	0-0	0-0	0	0	0-0
Canute Curtis	1	1	2	0-0	0-0	0	0	0-0

SPECIAL TEAMS*	ST	AT	TT	FF	FR-YDS	BP	BFG	BXP
Billy Granville	10	2	12	1	1-0	0	0	0
Eric Bieniemy	10	0	10	0	0-0	0	0	0
Greg Myers	7	2	9	0	0-0	0	0	0
Marco Battaglia	6	2	8	0	0-0	0	0	0
Adrian Ross	7	0	7	0	0-0	0	0	0
Sam Shade	6	1	7	0	0-0	0	0	0
Thomas Randolph	5	0	5	0	0-0	0	0	0
Brian Simmons	5	0	5	0	0-0	0	0	0
Steve Foley	3	0	3	1	0-0	0	0	0
Damon Gibson	3	0	3	0	0-0	0	0	0
Jimmy Sprotte	3	0	3	0	0-0	0	0	0
Steve Bush	2	0	2	0	0-0	0	0	0
Canute Curtis	2	0	2	0	0-0	0		

1999 STATISTICS

RECORD: 4-12-0

HEAD COACH: BRUCE COSLET

DATE	W-L	SCORE	OPPONENT	ATTENDANCE
9-12-99	L	35-36	at Tennessee	65,272
9-19-99	L	7-34	SAN DIEGO	47,660
9-26-99	L	3-27	at Carolina	61,269
10-3-99	L	10-38	ST. LOUIS	45,481
10-10-99	W	18-17	at Cleveland	73,048
10-17-99	L	3-17	PITTSBURGH	59,669
10-24-99	L	10-31	at Indianapolis	55,996
10-31-99	L	10-41	JACKSONVILLE	49,138
11-7-99	L	20-37	at Seattle	66,303
11-14-99	L	14-24	TENNESSEE	46,017
11-21-99	L	31-34	BALTIMORE	43,279
11-28-99	W	27-20	at Pittsburgh	50,907
12-5-99	W	44-30	SAN FRANCISCO	53,463
12-12-99	W	44-28	CLEVELAND	59,972
12-19-99			— BYE —	
12-26-99	L	0-22	at Baltimore	68,036
1-2-00	L	7-24	at Jacksonville	70,532

TEAM STATISTICS	BENGALS	OPPONENTS
TOTAL FIRST DOWNS	293	316
Rushing	111	99
Passing	161	189
Penalty	21	28
3rd Down: Made-Att	93-235	85-209
3rd Down Pct.	39.6	40.7
4th Down: Made-Att	7-23	5-13
4th Down Pct.	30.4	38.5
POSSESSION AVG.	29:59	30:01
TOTAL NET YARDS	5277	5497
Avg. Per Game	329.8	343.6
Total Plays	1039	1011
Avg. Per Play	5.1	5.4
NET YARDS RUSHING	2051	1699
Avg. Per Game	128.2	106.2
Total Rushes	442	454
NET YARDS PASSING	3226	3798
Avg. Per Game	201.6	237.4
Sacked-Yards Lost	49-278	35-229
Gross Yards	3504	4027
Att.-Completions	548-300	522-312
Completion Pct.	54.7	59.8
Had Intercepted	18	12
PUNTS-AVG.	84-38.3	71-44.2
Net Punting Avg.	84-31.2	71-36.1
PENALTY-TIES-YARDS	126-1027	105-835
FUMBLES-BALLS LOST	34-14	27-15
TOUCHDOWNS	33	53
Rushing	11	22
Passing	18	28
Returns	4	3

SCORE BY PERIODS	1	2	3	4	OT	PTS
BENGALS	91	70	58	64	0	283
OPPONENTS	124	166	92	78	0	460

SCORING	TD	TD-R	TD-P	TD-Rt	K-PAT	FG	S	PTS
Doug Pelfrey	0	0	0	0	27-27	18-27	0	81
Darnay Scott	7	0	7	0	—	—	0	42
Corey Dillon	6	5	1	0	—	—	0	36
Carl Pickens	6	0	6	0	—	—	0	36
Willie Jackson	2	0	2	0	—	—	0	14
Jeff Blake	2	2	0	0	—	—	0	12
Tony McGee	2	0	2	0	—	—	0	12
Craig Yeast	2	0	0	2	—	—	0	12
Ki-Jana Carter	1	1	0	0	—	—	0	6
Cliff Groce	1	1	0	0	—	—	0	6
Rodney Heath	1	0	0	1	—	—	0	6
Tremain Mack	1	0	0	1	—	—	0	6
Sedrick Shaw	1	1	0	0	—	—	0	6
Akili Smith	1	1	0	0	—	—	0	6
Brian Milne	0	0	0	0	—	—	0	2
BENGALS	33	11	18	4	27-27	18-27	0	283
OPPONENTS	53	22	28	3	49-50	29-32	1	460

Two-point conversions: Willie Jackson, Brian Milne.
BENGALS 2-6, OPPONENTS 2-3.

PASSING	ATT	CMP	YDS	CMP%	YDS/ATT	TD	TD%	INT	INT%	LG	SKD-YDS	RAT
Jeff Blake	389	215	2670	55.3	6.86	16	4.1	12	3.1	76t	30-168	77.6
Akili Smith	153	80	805	52.3	5.26	2	1.3	6	3.9	39	19-110	55.6
Scott Covington	5	4	23	80.0	4.60	0	0.0	0	0.0	8	0-0	85.8
Carl Pickens	1	1	6	100.0	6.00	0	0.0	0	0.0	6	0-0	91.7
BENGALS	548	300	3504	54.7	6.39	18	3.3	18	3.3	76t	49-278	71.6
OPPONENTS	522	312	4027	59.8	7.71	28	5.4	12	2.3	73	35-229	92.3

RUSHING	ATT	YDS	AVG	LG	TD
Corey Dillon	263	1200	4.6	50	5
Jeff Blake	63	332	5.3	16	2
Michael Basnight	62	308	5.0	46	0
Akili Smith	19	114	6.0	24	1
Brian Milne	3	30	10.0	26	0
Nick Luchey	10	30	3.0	8	0
Cliff Groce	8	22	2.8	8	1
Sedrick Shaw	4	20	5.0	10	1
Ki-Jana Carter	6	15	2.5	8	1
Scott Covington	2	-4	-2.0	-2	0
Craig Yeast	2	-16	-8.0	-3	0
BENGALS	442	2051	4.6	50	11
OPPONENTS	454	1699	3.7	67t	22

RECEIVING	REC	YDS	AVG	LG	TD
Darnay Scott	68	1022	15.0	76t	7
Carl Pickens	57	737	12.9	75t	6
Willie Jackson	31	369	11.9	29	2
Corey Dillon	31	290	9.4	23	1
Tony McGee	26	344	13.2	35	2
Cliff Groce	25	154	6.2	14	0
Michael Basnight	16	172	10.8	47	0
Marco Battaglia	14	153	10.9	30	0
Damon Griffin	12	112	9.3	20	0
Nick Luchey	10	96	9.6	19	0
Ki-Jana Carter	3	24	8.0	11	0
Craig Yeast	3	20	6.7	8	0
Sedrick Shaw	1	-4	-4.0	-4	0
Akili Smith	1	6	6.0	6	0
James Hundon	1	5	5.0	5	0
Steve Bush	1	4	4.0	4	0
BENGALS	300	3504	11.7	76t	18
OPPONENTS	312	4027	12.9	73	28

INTERCEPTIONS	NO	YDS	AVG	LG	TD
Rodney Heath	3	72	24.0	58t	1
John Copeland	2	16	8.0	12	0
Takeo Spikes	2	7	3.5	7	0
Myron Bell	1	5	5.0	5	0
Roosevelt Blackmon	1	0	0.0	0	0
Tom Carter	1	0	0.0	0	0
Cory Hall	1	0	0.0	0	0
Greg Myers	1	0	0.0	0	0
BENGALS	12	100	8.3	58t	1
OPPONENTS	18	305	16.9	44	1

PUNTING	NO	YDS	AVG	NET	TB	IN-20	LG	BLK
Will Brice	60	2475	41.3	32.1	4	12	72	2
Brad Costello	22	744	33.8	28.7	1	1	44	0
BENGALS	84	3219	38.3	31.2	5	13	72	2
OPPONENTS	71	3136	44.2	36.1	8	25	70	0

PUNT RETURNS	NO	FC	YDS	AVG	LG	TD
Damon Griffin	23	3	195	8.5	34	0
Craig Yeast	10	6	209	20.9	86t	2
Willie Jackson	2	1	6	3.0	8	0
BENGALS	35	10	410	11.7	86t	2
OPPONENTS	45	13	498	11.1	84t	1

KICKOFF RETURNS	NO	YDS	AVG	LG	TD
Tremain Mack	51	1382	27.1	99t	1
Damon Griffin	15	296	19.7	42	0
Nick Luchey	8	109	13.6	24	0
Willie Jackson	6	179	29.8	46	0
Craig Yeast	3	50	16.7	22	0
Corey Dillon	1	4	4.0	4	0
BENGALS	84	2020	24.0	99t	1
OPPONENTS	57	1068	18.7	39	0

FIELD GOALS	1-19	20-29	30-39	40-49	50+
Doug Pelfrey	1-1	9-11	7-12	0-2	1-1
BENGALS	1-1	9-11	7-12	0-2	1-1
OPPONENTS	3-3	11-12	6-8	7-7	2-2

Doug Pelfrey: (33G, 38G), (—), (47N, 37N, 30N, 39G), (36G, 33N), (27G, 26G), (37G, 41N), (32G), (29G), (50G, 34G), (32N), (39B, 19G), (29G, 29G, 25N), (29G, 24G, 27G), (28G), (20B), (—).

Opponents: (50G, 33G), (27G, 23G, 21G, 42G), (48G, 21G), (19G), (33G), (43G), (22G, 37B), (43G, 21G), (29G, 45G, 35G), (26G), (25G, 50G), (35G, 33G), (47G), (—), (24G, 48G, 19G, 30G, 19G), (34N, 27G, 28N).

USUAL STARTERS

OFFENSE		DEFENSE	
WR	Carl Pickens	LDE	John Copeland
LOT	Rod Jones	NT	Oliver Gibson
LG	Matt O'Dwyer	RDE	Michael Bankston
C	Rich Braham		Jevon Langford
RG	Jay Leeuwenburg	LOLB	Steve Foley
	Brian DeMarco	LILB	Brian Simmons
ROT	Willie Anderson	RILB	Takeo Spikes
TE	Tony McGee	ROLB	Adrian Ross
WR	Darnay Scott	LCB	Rodney Heath
QB	Jeff Blake	RCB	Artrell Hawkins
HB	Corey Dillon	SS	Myron Bell
FB	Cliff Groce	FS	Cory Hall

DEFENSE*	ST	AT	TT	SKS-YDS	INT-YDS	PD	FF	FR-YDS
Brian Simmons	90	21	111	3-20	0-0	5	0	1-0
Takeo Spikes	82	23	105	3-14	2-7	6	4	4-0
Myron Bell	54	19	73	2-14.5	1-5	3	0	0-0
Artrell Hawkins	61	7	68	0-0	0-0	16	2	1-0
Michael Bankston	39	17	56	6-30	0-0	1	0	0-0
Cory Hall	36	13	49	0-0	1-0	3	0	0-0
Rodney Heath	43	3	46	0-0	3-72	18	2	1-(-4)
Oliver Gibson	31	10	41	4.5-31	0-0	1	0	1-0
John Copeland	31	7	38	4-22.5	2-16	3	2	0-0
Steve Foley	34	3	37	3.5-28	0-0	2	1	2-0
Greg Myers	33	4	37	0-0	1-0	5	1	1-21
Kim von Oelhoffen	24	2	26	4-30	0-0	1	1	1-0
Ty Howard	25	0	25	0-0	0-0	4	0	0-0
Jevon Langford	19	6	25	0-0	0-0	1	0	0-0
Reinard Wilson	14	6	20	3-24	0-0	0	1	0-0
Adrian Ross	15	3	18	1-7	0-0	1	1	0-0
Roosevelt Blackmon	13	5	18	0-0	1-0	4	0	0-0
Rico Clark	13	2	15	0-0	0-0	5	0	0-0
Glen Steele	13	1	14	0-0	0-0	0	0	0-0
Tremain Mack	9	2	11	0-0	0-0	1	0	0-0
Tom Carter	8	0	8	0-0	1-0	1	0	0-0
Lawrence Wright	4	4	8	0-0	0-0	0	0	0-0
Canute Curtis	6	1	7	1-8	0-0	0	0	0-0
Charles Fisher	1	1	2	0-0	0-0	0	0	0-0
Andre Purvis	1	1	2	0-0	0-0	0	0	0-0
Billy Granville	1	0	1	0-0	0-0	0	0	0-0

SPECIAL TEAMS*	ST	AT	TT	FF	FR-YDS	BP	BFG	BXP
Lawrence Wright	14	1	15	0	1-0	0	0	0
Canute Curtis	7	3	10	0	0-0	0	0	0
Billy Granville	6	4	10	0	0-0	0	0	0
Cory Hall	6	0	6	0	1-0	0	0	0
Reinard Wilson	5	1	6	0	0-0	0	0	0
Steve Foley	5	0	5	0	0-0	0	0	0
Damon Griffin	5	0	5	0	0-0	0	0	0
Tremain Mack	5	0	5	0	0-0	0	1	0
Greg Myers	4	1	5	0	0-0	0	0	0
Adrian Ross	4	1	5	0	0-0	0	0	0
Brian Simmons	3	2	5	0	0-0	0	0	0
Michael Basnight	3	1	4	1	0-0	0	0	0
Will Brice	3	0	3	0	0-0	0	0	0
Rico Clark	3	0	3	0	0-0	0	0	0
Brad Costello	3	0	3	0	0-0	0	0	0
Takeo Spikes	3	0	3	0	0-0	0	0	0
Rodney Heath								

2000 STATISTICS

RECORD: 4-12-0

HEAD COACH: BRUCE COSLET (GAMES 1-3; RECORD 0-3),
DICK LeBEAU (GAMES 4-16; RECORD 4-9)

DATE	W-L	SCORE	OPPONENT	ATTENDANCE
9-3-00			— BYE —	
9-10-00	L	7-24	CLEVELAND	64,006
9-17-00	L	0-13	at Jacksonville	45,653
9-24-00	L	0-37	at Baltimore	68,481
10-1-00	L	16-31	MIAMI	61,535
10-8-00	L	14-23	TENNESSEE	63,406
10-15-00	L	0-15	at Pittsburgh	54,328
10-22-00	W	31-21	DENVER	61,603
10-29-00	W	12-3	at Cleveland	73,118
11-5-00	L	7-27	BALTIMORE	54,759
11-12-00	L	6-23	at Dallas	62,170
11-19-00	L	13-16	at New England	60,292
11-26-00	L	28-48	PITTSBURGH	63,925
12-3-00	W	24-13	ARIZONA	50,289
12-10-00	L	3-35	at Tennessee	68,498
12-17-00	W	17-14	JACKSONVILLE	50,469
12-24-00	L	7-16	at Philadelphia	64,902

TEAM STATISTICS	BENGALS	OPPONENTS
TOTAL FIRST DOWNS	254	307
Rushing	119	101
Passing	109	182
Penalty	26	24
3rd Down: Made-Att	77-227	102-239
3rd Down Pct.	33.9	42.7
4th Down: Made-Att	10-25	4-13
4th Down Pct.	40.0	30.8
POSSESSION AVG.	27:13	32:47
TOTAL NET YARDS	4260	5487
Avg. Per Game	266.3	342.9
Total Plays	1001	1068
Avg. Per Play	4.3	5.1
NET YARDS RUSHING	2314	1925
Avg. Per Game	144.6	120.3
Total Rushes	495	504
NET YARDS PASSING	1946	3562
Avg. Per Game	121.6	222.6
Sacked-Yards Lost	52-273	26-168
Gross Yards	2219	3730
Att.-Completions	454-207	538-318
Completion Pct.	45.6	59.1
Had Intercepted	14	9
PUNTS-AVG.	94-40.2	80-41.7
Punting Avg.	33.1	35.5
PENALTIES-YARDS	99-878	115-924
FUMBLES-BALLS LOST	37-21	22-12
TOUCHDOWNS	21	40
Rushing	13	12
Passing	6	26
Returns	2	2

SCORE BY PERIODS	1	2	3	4	OT	PTS
BENGALS	24	74	41	46	0	185
OPPONENTS	92	106	91	70	0	359

SCORING	TD	TD-R	TD-P	TD-Rt	K-PAT	FG	S	PTS
Neil Rackers	0	0	0	0	21-21	12-21	0	57
Corey Dillon	7	0	0	0	—	—	0	42
Peter Warrick	7	2	4	1	—	—	0	42
Brandon Bennett	3	3	0	0	—	—	0	18
Ron Dugans	1	0	1	0	—	—	0	6
Tony McGee	1	0	1	0	—	—	0	6
Scott Mitchell	1	1	0	0	—	—	0	6
Darryl Williams	1	0	0	1	—	—	0	6
(team)	—	—	—	—	—	—	1	2
BENGALS	21	13	6	2	21-21	12-21	1	185
OPPONENTS	40	12	26	2	39-40	26-36	1	359

Two-point conversions: None. BENGALS 0-0, OPPONENTS 0-0.

PASSING	ATT	CMP	YDS	CMP%	YDS/ATT	TD	TD%	INT	INT%	LG	SKD-YDS	RAT
Akili Smith	267	118	1253	44.2	4.69	3	1.1	6	2.2	46	36-191	52.8
Scott Mitchell	187	89	966	47.6	5.17	3	1.6	8	4.3	38	16-82	50.8
BENGALS	454	207	2219	45.6	4.89	6	1.3	14	3.1	46	52-273	52.0
OPPONENTS	538	318	3730	59.1	6.93	26	4.8	9	1.7	77t	26-168	89.4

RUSHING	ATT	YDS	AVG	LG	TD
Corey Dillon	315	1435	4.6	80t	7
Brandon Bennett	90	324	3.6	37t	3
Akili Smith	41	232	5.7	21	0
Peter Warrick	16	148	9.3	77t	2
Scott Mitchell	10	61	6.1	12t	1
Nick Luchey	10	54	5.4	13	0
Curtis Keaton	6	24	4.0	8	0
Daniel Pope	2	22	11.0	22	0
Craig Yeast	1	15	15.0	15	0
Clif Groce	3	4	1.3	5	0
Neil Rackers	1	5	-5.0	-5	0
BENGALS	495	2314	4.7	80t	13
OPPONENTS	504	1925	3.8	30	12

RECEIVING	REC	YDS	AVG	LG	TD
Peter Warrick	51	592	11.6	46	4
Tony McGee	26	309	11.9	39	1
Craig Yeast	24	301	12.5	27	0
Danny Farmer	19	268	14.1	38	0
Brandon Bennett	19	168	8.8	25	0
Corey Dillon	18	158	8.8	31	0
Ron Dugans	14	125	8.9	17	1
Marco Battaglia	13	105	8.1	15	0
Clif Groce	11	45	4.1	14	0
Nick Luchey	7	84	12.0	20	0
Steve Bush	3	39	13.0	18	0
Damon Griffin	2	25	12.5	16	0
BENGALS	207	2219	10.7	46	6
OPPONENTS	318	3730	11.7	77t	26

INTERCEPTIONS	NO	YDS	AVG	LG	TD
Tom Carter	2	40	20.0	30	0
Takeo Spikes	2	12	6.0	7	0
Darryl Williams	1	36	36.0	36t	1
Cory Hall	1	12	12.0	12	0
Chris Carter	1	6	6.0	6	0
Steve Foley	1	1	1.0	1	0
Robert Bean	1	0	0.0	0	0
BENGALS	9	107	11.9	36t	1
OPPONENTS	14	138	9.9	39	0

PUNTING	NO	YDS	AVG	NET	TB	IN-20	LG	BLK
Daniel Pope	94	3775	40.2	33.1	14	18	57	0
BENGALS	94	3775	40.2	33.1	14	18	57	0
OPPONENTS	80	3338	41.7	35.5	7	30	70	0

PUNT RETURNS	NO	FC	YDS	AVG	LG	TD
Craig Yeast	34	14	225	6.6	27	0
Peter Warrick	7	1	123	17.6	82t	1
Damon Griffin	1	0	9	9.0	9	0
BENGALS	42	15	357	8.5	82t	1
OPPONENTS	40	17	387	9.7	39	0

KICKOFF RETURNS	NO	YDS	AVG	LG	TD
Tremain Mack	50	1036	20.7	50	0
Damon Griffin	8	129	16.1	29	0
Craig Yeast	7	106	15.1	29	0
Curtis Keaton	6	100	16.7	25	0
Steve Bush	3	18	6.0	8	0
Nick Luchey	2	12	6.0	12	0
Rodney Heath	1	22	22.0	22	0
Marco Battaglia	0f	0	—	—	0
BENGALS	77	1423	18.5	50	0
OPPONENTS	42	898	21.4	37	0

FIELD GOALS	1-19	20-29	30-39	40-49	50+
Neil Rackers	0-0	5-5	5-9	2-7	0-0
BENGALS	0-0	5-5	5-9	2-7	0-0
OPPONENTS	3-3	5-6	12-16	6-10	0-1

Neil Rackers: (42B), (44N, 47N), (—), (23G, 38G, 34G), (35B, 46N), (—), (24G), (39G), (—), (22G, 37G), (28G, 30N, 45G), (—), (36N, 45N, 32G), (45G), (27G), (31N).

Opponents: (30G), (30G, 33N, 19G), (30G, 37G, 19G), (40G), (22G, 41G, 33N, 34G), (36G, 28G), (48N, 48N), (18G), (38G, 32G), (39N, 44N, 43G, 35G, 42G, 51N), (38G, 21G, 22G), (44G, 28G), (31N), (—), (28N), (32G, 45G, 41N, 33G).

USUAL STARTERS

OFFENSE		DEFENSE	
WR	Craig Yeast	LDE	Vaughn Booker,
LOT	Rod Jones		Michael Bankston
LG	Matt O'Dwyer,	LDT	Oliver Gibson
	Scott Rehberg	RDT	John Copeland
C	Rich Braham,	RDE	Michael Bankston,
	Brock Gutierrez		John Copeland
RG	Mike Goff	LLB	Steve Foley
ROT	Willie Anderson	MLB	Armeigis Spearman
TE	Tony McGee	RLB	Takeo Spikes
WR	Peter Warrick	LCB	Tom Carter
QB	Akili Smith,	RCB	Rodney Heath
	Scott Mitchell		Artrell Hawkins
HB	Corey Dillon	SS	Chris Carter,
FB	Clif Groce,	FS	Cory Hall
	M. Battaglia (TE),		Darryl Williams
	Nick Luchey		

DEFENSE*	ST	AT	TT	SKS-YDS	INT-YDS	PD	FF	FR-YDS
Takeo Spikes	109	19	128	2-16	2-12	4	0	3-0
Darryl Williams	80	21	101	0-0	1-36	5	3	0-0
Armeigis Spearman	46	24	70	1-12	0-0	4	0	0-0
Michael Bankston	50	14	64	0-0	0-0	2	0	0-0
Chris Carter	49	11	60	1-9	1-6	2	2	1-0
Oliver Gibson	42	10	52	4-17	0-0	1	0	0-0
Artrell Hawkins	43	4	47	0-0	0-0	9	1	1-12
Rodney Heath	40	4	44	0-0	0-0	12	0	1-0
Tom Carter	36	7	43	0-0	2-40	11	0	0-0
Steve Foley	34	9	43	4-16	1-1	8	2	1-0
Cory Hall	36	5	41	4-32	1-12	2	0	0-0
John Copeland	32	7	39	1-8	0-0	1	0	1-4
Adrian Ross	31	2	33	1-6	0-0	3	0	0-0
Jevon Langford	19	3	22	0-0	0-0	2	0	0-0
Robert Bean	17	2	19	0-0	1-0	6	0	0-0
Tremain Mack	12	6	18	0-0	0-0	2	0	0-0
Vaughn Booker	13	4	17	0-0	0-0	1	0	0-0
Glen Steele	13	4	17	2-17	0-0	0	0	0-0
Mark Roman	15	1	16	0-0	0-0	2	1	0-0
Reinard Wilson	9	6	15	3-16	0-0	1	2	1-3
Tom Barndt	7	5	12	0-0	0-0	0	1	1-0
Canute Curtis	8	2	10	2-9	0-0	0	2	0-0
Brian Simmons	7	2	9	1-10	0-0	0	1	0-0
Billy Granville	2	0	2	0-0	0-0	0	0	0-0

SPECIAL TEAMS*	ST	AT	TT	FF	FR-YDS	BP	BFG	BXP
Artrell Hawkins	9	3	12	0	0-0	0	0	0
Damon Griffin	7	2	9	0	0-0	0	0	0
Billy Granville	6	2	8	0	1-0	0	0	0
Brandon Bennett	7	0	7	0	0-0	0	0	0
Robert Bean	6	0	6	0	0-0	0	0	0
Canute Curtis	6	0	6	0	1-0	0	0	0
Chris Carter	5	1	6	0	0-0	0	0	0
Rodney Heath	5	1						

2001 STATISTICS

RECORD: 6-10-0

HEAD COACH: DICK LeBEAU

DATE	W-L	SCORE	OPPONENT	ATTENDANCE
9-9-01	W	23-17	NEW ENGLAND	51,521
9-16-01	—	—	at Tennessee.....	RESCHEDULED FOR JAN. 6
9-23-01	W	21-10	BALTIMORE	51,121
9-30-01	L	14-28	at San Diego	56,048
10-7-01	L	7-16	at Pittsburgh	62,335
10-14-01	W	24-14	CLEVELAND	64,217
10-21-01	L	0-24	CHICAGO	63,408
10-28-01	W	31-27	at Detroit	69,343
11-4-01	—	—	BYE	—
11-11-01	L	13-30	at Jacksonville	57,161
11-18-01	L	7-20	TENNESSEE	63,865
11-25-01	L	0-18	at Cleveland	72,918
12-2-01	L	13-16 (OT)	TAMPA BAY	52,135
12-9-01	L	10-14	JACKSONVILLE	44,920
12-16-01	L	14-15	at N.Y. Jets	77,745
12-23-01	L	0-16	at Baltimore	68,987
12-30-01	W	26-23 (OT)	PITTSBURGH	63,751
1-6-02	W	23-21	at Tennessee	68,798

TEAM STATISTICS		BENGALS	OPPONENTS
TOTAL FIRST DOWNS	294	281
Rushing	96	86
Passing	176	173
Penalty	22	22
3rd Down: Made-Att	93-243	86-225
3rd Down Pct.	38.3	38.2
4th Down: Made-Att	6-23	5-13
4th Down Pct.	26.1	38.5
POSSESSION AVG.	29:16	30:44
TOTAL NET YARDS	4800	4832
Avg. Per Game	300.0	302.0
Total Plays	1071	1013
Avg. Per Play	4.5	4.8
NET YARDS RUSHING	1712	1675
Avg. Per Game	107.0	104.7
Total Rushes	441	453
NET YARDS PASSING	3088	3157
Avg. Per Game	193.0	197.3
Sacked-Yards Lost	28-203	48-320
Gross Yards	3291	3477
Att.-Completions	602-322	512-311
Completion Pct.	53.5	60.7
Had Intercepted	26	13
PUNTS-AVG.	86-39.6	86-41.2
Net Punting Avg.	33.6	34.8
PENALTIES-YARDS	103-870	101-837
FUMBLES-BALLS LOST	28-11	33-15
TOUCHDOWNS	25	35
Rushing	11	10
Passing	12	23
Returns	2	2

SCORE BY PERIODS	1	2	3	4	OT	PTS
BENGALS	27	75	56	65	3	226
OPPONENTS	67	83	79	77	3	309

SCORING	TD	TD-R	TD-P	TD-Rt	K-PAT	FG	S	PTS
Corey Dillon	13	10	3	0	—	—	0	78
Neil Rackers	0	0	0	0	23-24	17-28	0	74
Ron Dugans	2	0	2	0	—	—	0	14
Darnay Scott	2	0	2	0	—	—	0	12
Danny Farmer	1	0	1	0	—	—	0	6
Chad Johnson	1	0	1	0	—	—	0	6
Jon Kitna	1	1	0	0	—	—	0	6
Tony McGee	1	0	1	0	—	—	0	6
Lorenzo Neal	1	0	1	0	—	—	0	6
Brian Simmons	1	0	0	1	—	—	0	6
Takeo Spikes	1	0	0	1	—	—	0	6
Peter Warrick	1	0	1	0	—	—	0	6
BENGALS	25	11	12	2	23-24	17-28	0	226
OPPONENTS	35	10	23	2	29-31	22-30	1	309

Two-point conversions: Ron Dugans. BENGALS 1-1, OPPONENTS 1-4.

PASSING	ATT	CMP	YDS	CMP%	YDS/ATT	TD	TD%	INT	INT%	LG	SKD-YDS	RAT
Jon Kitna	581	313	3216	53.9	5.54	12	2.1	22	3.8	49	25-185	61.1
Scott Mitchell	12	4	38	33.3	3.17	0	0.0	3	25.0	16	2-15	3.5
Akili Smith	8	5	37	62.5	4.63	0	0.0	0	0.0	14	1-3	73.4
Corey Dillon	1	0	0	0.0	0.00	0	0.0	1	100.0	—	0-0	0.0
BENGALS	602	322	3291	53.5	5.47	12	2.0	26	4.3	49	28-203	58.1
OPPONENTS	512	311	3477	60.7	6.79	23	4.5	13	2.5	47	48-320	85.4

RUSHING	ATT	YDS	AVG	LG	TD
Corey Dillon	340	1315	3.9	96t	10
Brandon Bennett	50	232	4.6	36	0
Jon Kitna	27	73	2.7	20	1
Curtis Keaton	5	48	9.6	21	0
Akili Smith	6	20	3.3	6	0
Peter Warrick	8	14	1.8	13	0
Lorenzo Neal	5	10	2.0	4	0
BENGALS	441	1712	3.9	96t	11
OPPONENTS	453	1675	3.7	48	10

RECEIVING	REC	YDS	AVG	LG	TD
Peter Warrick	70	667	9.5	33	1
Darnay Scott	57	819	14.4	49	2
Corey Dillon	34	228	6.7	17	3
Chad Johnson	28	329	11.8	28	1
Ron Dugans	28	251	9.0	31	2
T.J. Houshmandzadeh	21	228	10.9	23	0
Brandon Bennett	20	150	7.5	15	0
Lorenzo Neal	19	101	5.3	12	1
Danny Farmer	15	228	15.2	27	1
Tony McGee	14	148	10.6	25t	1
Marco Battaglia	13	118	9.1	17	0
Kirk McMullen	2	15	7.5	11	0
Curtis Keaton	1	9	9.0	9	0
BENGALS	322	3291	10.2	49	12
OPPONENTS	311	3477	11.2	47	23

INTERCEPTIONS	NO	YDS	AVG	LG	TD
Kevin Kaesviharn	3	41	13.7	29	0
Artrell Hawkins	3	26	8.7	22	0
Justin Smith	2	28	14.0	21	0
Takeo Spikes	1	66	66.0	66t	1
Darryl Williams	1	16	16.0	16	0
Chris Carter	1	10	10.0	10	0
Brian Simmons	1	5	5.0	5	0
Mark Roman	1	0	0.0	0	0
BENGALS	13	192	14.8	66t	1
OPPONENTS	26	392	15.1	64	0

PUNTING	NO	YDS	AVG	NET	TB	IN-20	LG	BLK
Nick Harris	84	3372	40.1	33.9	6	21	57	1
Neil Rackers	1	32	32.0	12.0	1	0	32	0
BENGALS	86	3404	39.6	33.6	7	21	57	1
OPPONENTS	86	3541	41.2	34.8	13	29	76	0

PUNT RETURNS	NO	FC	YDS	AVG	LG	TD
Peter Warrick	18	10	116	6.4	31	0
T.J. Houshmandzadeh	12	5	163	13.6	86	0
Danny Farmer	1	1	11	11.0	11	0
BENGALS	31	16	290	9.4	86	0
OPPONENTS	47	17	374	8.0	24	0

KICKOFF RETURNS	NO	YDS	AVG	LG	TD
Curtis Keaton	42	891	21.2	64	0
T.J. Houshmandzadeh	10	185	18.5	23	0
Brandon Bennett	4	60	15.0	19	0
Rud Johnson	4	79	19.8	25	0
Brock Gutierrez	2	15	7.5	8	0
BENGALS	62	1230	19.8	64	0
OPPONENTS	46	1157	25.2	101t	1

FIELD GOALS	1-19	20-29	30-39	40-49	50+
Neil Rackers	0-0	4-6	8-11	4-9	1-2
BENGALS	0-0	4-6	8-11	4-9	1-2
OPPONENTS	0-0	8-8	6-9	7-11	1-2

Neil Rackers: (36G, 47G, 33G), (43N, 39N, 45N), (—), (51N), (27G, 22N, 42G, 21G), (39N), (47N, 39G), (26G, 52G), (—), (43N, 47N), (23G, 41G), (47G), (—), (—), (32N, 28N, 34G, 31G), (30G, 33G, 34G).

Opponents: (39G)(38G), (38N), (26G, 42G, 48G), (—), (48G, 43N), (51G, 24G), (—), (41G, 37G), (23G, 27G, 23G, 33G), (43N, 38G, 48G), (51N, 21G), (44N), (40N, 24G, 34N), (43G, 29G, 33N, 43G), (38G), (—).

USUAL STARTERS

OFFENSE		DEFENSE	
WR	Darnay Scott	LDE	Vaughn Booker
LOT	Richmond Webb	LDT	Oliver Gibson
LG	Matt O'Dwyer	RDT	Tony Williams
C	Rich Braham	RDE	Justin Smith
RG	Mike Goff	LLB	Steve Foley
ROT	Willie Anderson	MLB	Brian Simmons
TE	Tony McGee	RLB	Takeo Spikes
WR	Peter Warrick	LCB	Mark Roman
QB	Jon Kitna	RCB	Artrell Hawkins
HB	Corey Dillon	SS	JoJuan Armour
FB	Lorenzo Neal	FS	Cory Hall

DEFENSE*	ST	AT	TT	SKS-YDS	INT-YDS	PD	FF	FR-YDS
Takeo Spikes	80	29	109	6-58	1-66	5	1	0-0
Brian Simmons	51	32	83	6.5-41	1.5-5	2	0	0-0
Artrell Hawkins	49	10	59	0-0	3-26	6	2	1-0
Oliver Gibson	45	10	55	3-16	0-0	3	0	1-0
Justin Smith	41	13	54	8.5-76	2-28	5	0	0-0
Mark Roman	44	7	51	2-10	1-0	7	0	1-(-1)
Chris Carter	34	15	49	0-0	1-10	6	0	1-12
JoJuan Armour	36	11	47	0-0	0-0	3	0	0-0
Cory Hall	31	16	47	0-0	0-0	3	0	1-73
Robert Bean	39	3	42	0-0	0-0	5	1	0-0
Vaughn Booker	34	6	40	1.5-8	0-0	2	1	0-0
Steve Foley	25	14	39	0-0	0-0	0	2	0-0
Tony Williams	15	23	38	5-25	0-0	1	0	2-0
Reinard Wilson	26	11	37	9-47.5	0-0	3	1	2-0
Kevin Kaesviharn	22	3	25	0-0	3-41	6	0	0-0
Darryl Williams	19	6	25	3.5-22	1-16	2	1	1-0
Bernard Whittington	17	4	21	0-0	0-0	1	0	0-0
Rodney Heath	16	3	19	0-0	0-0	4	1	1-0
Canute Curtis	11	8	19	0-0	0-0	1	0	0-0
Glen Steele	5	5	10	1-4.5	0-0	1	1	1-0
Adrian Ross	4	5	9	1-6	0-0	0	0	0-0
Tom Carter	7	0	7	0-0	0-0	3	0	0-0
Ligarius Jennings	6	0	6	0-0	0-0	0	0	0-0
Jevon Langford	3	0	3	0-0	0-0	0	0	0-0
Mario Monds	1	0	1	0-0	0-0	0	0	0-0
(team)	—	—	—	1-6	—	—	—	—

SPECIAL TEAMS*	ST	AT	TT	FF	FR-YDS	BP
----------------	----	----	----	----	--------	----

2002 STATISTICS

RECORD: 2-14-0

HEAD COACH: DICK LeBEAU

DATE	W-L	SCORE	OPPONENT	ATTENDANCE
9-8-02	L	6-34	SAN DIEGO	53,705
9-15-02	L	7-20	at Cleveland	73,358
9-22-02	L	3-30	at Atlanta	68,129
9-29-02	L	7-35	TAMPA BAY	57,234
10-6-02	L	21-28	at Indianapolis	56,570
10-13-02	L	7-34	PITTSBURGH	63,900
10-20-02			— BYE —	
10-27-02	L	24-30	TENNESSEE	52,822
11-3-02	W	38-3	at Houston	69,827
11-10-02	L	27-38	at Baltimore	69,024
11-17-02	L	20-27	CLEVELAND	64,060
11-24-02	L	21-29	at Pittsburgh	60,473
12-1-02	L	23-27	BALTIMORE	44,878
12-8-02	L	31-52	at Carolina	66,799
12-15-02	L	15-29	JACKSONVILLE	42,092
12-22-02	W	20-13	NEW ORLEANS	43,544
12-29-02	L	9-27	at Buffalo	47,850

TEAM STATISTICS	BENGALS	OPPONENTS
TOTAL FIRST DOWNS	315	315
Rushing	105	104
Passing	186	182
Penalty	24	29
3rd Down: Made-Att	87-223	83-199
3rd Down Pct.	39.0	41.7
4th Down: Made-Att	11-30	7-14
4th Down Pct.	36.7	50.0
POSSESSION AVG.	28:55	31:05
TOTAL NET YARDS	5206	5265
Avg. Per Game	325.4	329.1
Total Plays	1054	976
Avg. Per Play	4.9	5.4
NET YARDS RUSHING	1730	2003
Avg. Per Game	108.1	125.2
Total Rushes	426	498
NET YARDS PASSING	3476	3262
Avg. Per Game	217.3	203.9
Sacked-Yards Lost	37-256	24-153
Gross Yards	3732	3415
Att.-Completions	591-350	454-287
Completion Pct.	59.2	63.2
Had Intercepted	22	9
PUNTS-AVG.	73-38.2	65-41.8
Net Punting Avg.	28.7	37.9
PENALTIES-YARDS	99-884	101-867
FUMBLES-BALLS LOST	26-13	21-11
TOUCHDOWNS	34	55
Rushing	13	16
Passing	17	30
Returns	4	9

SCORE BY PERIODS	1	2	3	4	OT	PTS
BENGALS	61	91	50	77	0	279
OPPONENTS	110	157	95	94	0	456

SCORING	TD	TD-R	TD-P	TD-R	K-PAT	FG	S	PTS
Neil Rackers	0	0	0	0	30-32	15-18	0	75
Corey Dillon	7	7	0	0	—	—	0	42
Peter Warrick	6	0	6	0	—	—	0	36
Chad Johnson	5	0	5	0	—	—	0	30
Jon Kitna	4	4	0	0	—	—	0	24
Nick Luchey	2	2	0	0	—	—	0	12
Matt Schobel	2	0	2	0	—	—	0	12
Michael Westbrook	2	0	2	0	—	—	0	12
Brandon Bennett	1	0	0	1	—	—	0	6
Artrell Hawkins	1	0	0	1	—	—	0	6
T.J. Houshmandzadeh	1	0	1	0	—	—	0	6
Lorenzo Neal	1	0	1	0	—	—	0	6
Brian Simmons	1	0	0	1	—	—	0	6
Takeo Spikes	1	0	0	1	—	—	0	6
BENGALS	34	13	17	4	30-32	15-18	0	279
OPPONENTS	55	16	30	9	51-52	23-31	1	456

Two-point conversions: None. BENGALS 0-2, OPPONENTS 2-3.

PASSING	ATT	CMP	YDS	CMP%	YDS/ATT	TD	TD%	INT	INT%	LG	SKD-YDS	RAT
Jon Kitna	473	294	3178	62.2	6.72	16	3.4	16	3.4	72t	24-159	79.1
Gus Frerotte	85	44	437	51.8	5.14	1	1.2	5	5.9	51	10-74	46.1
Akili Smith	33	12	117	36.4	3.55	0	0.0	1	3.0	24	3-23	34.5
BENGALS	591	350	3732	59.2	6.31	17	2.9	22	3.7	72t	37-256	71.8
OPPONENTS	454	287	3415	63.2	7.52	30	6.6	9	2.0	69	24-153	99.9

RUSHING	ATT	YDS	AVG	LG	TD
Corey Dillon	314	1311	4.2	67t	7
Brandon Bennett	33	155	4.7	29	0
Rudi Johnson	17	67	3.9	13	0
Nick Luchey	12	59	4.9	10	2
Jon Kitna	24	57	2.4	12t	4
Lorenzo Neal	9	31	3.4	9	0
Gus Frerotte	4	22	5.5	9	0
Peter Warrick	8	22	2.8	11	0
Akili Smith	4	5	1.3	3	0
Michael Westbrook	1	1	1.0	1	0
BENGALS	426	1730	4.1	67t	13
OPPONENTS	498	2003	4.0	41t	16

RECEIVING	REC	YDS	AVG	LG	TD
Chad Johnson	69	1166	16.9	72t	5
Peter Warrick	53	606	11.4	37t	6
Ron Dugans	47	421	9.0	31	0
Corey Dillon	43	298	6.9	19	0
T.J. Houshmandzadeh	41	492	12.0	31	1
Matt Schobel	27	212	7.9	20t	2
Lorenzo Neal	21	133	6.3	15	1
Brandon Bennett	18	109	6.1	15	0
Danny Farmer	9	115	12.8	51	0
Michael Westbrook	8	94	11.8	26t	2
Nick Luchey	7	46	6.6	15	0
Rudi Johnson	6	34	5.7	14	0
Tony Stewart	1	6	6.0	6	0
BENGALS	350	3732	10.7	72t	17
OPPONENTS	287	3415	11.9	69	30

INTERCEPTIONS	NO	YDS	AVG	LG	TD
Artrell Hawkins	2	102	51.0	102t	1
Kevin Kaesviharn	2	17	8.5	17	0
Brian Simmons	1	51	51.0	51t	1
Oliver Gibson	1	6	6.0	6	0
Jeff Burris	1	5	5.0	5	0
Lamont Thompson	1	4	4.0	4	0
Cory Hall	1	2	2.0	2	0
BENGALS	9	187	20.8	102t	2
OPPONENTS	22	428	19.5	98t	3

PUNTING	NO	YDS	AVG	NET	TB	IN-20	LG	BLK
Nick Harris	65	2608	40.1	31.4	4	11	57	1
Travis Dorsch	5	162	32.4	1.8	0	0	46	0
Neil Rackers	2	17	8.5	6.5	0	1	19	0
BENGALS	73	2787	38.2	28.7	4	12	57	1
OPPONENTS	65	2714	41.8	37.9	6	24	64	0

PUNT RETURNS	NO	FC	YDS	AVG	LG	TD
T.J. Houshmandzadeh	24	4	117	4.9	34	0
Peter Warrick	4	0	14	3.5	10	0
Jeff Burris	0	1	0	—	—	0
Danny Farmer	0	4	0	—	—	0
BENGALS	28	9	131	4.7	34	0
OPPONENTS	41	8	611	14.9	95t	3

KICKOFF RETURNS	NO	YDS	AVG	LG	TD
Brandon Bennett	49	1231	25.1	94t	1
T.J. Houshmandzadeh	13	288	22.2	44	0
Rudi Johnson	13	277	21.3	42	0
Lorenzo Neal	5	52	10.4	17	0
Nick Luchey	3	40	13.3	17	0
Ron Dugans	1	6	6.0	6	0
Brock Gutierrez	1	11	11.0	11	0
BENGALS	85	1905	22.4	94t	1
OPPONENTS	57	1191	20.9	99t	1

FIELD GOALS	1-19	20-29	30-39	40-49	50+
Neil Rackers	2-2	5-5	3-3	3-5	2-3
BENGALS	2-2	5-5	3-3	3-5	2-3
OPPONENTS	0-0	7-8	8-11	7-9	1-3

Neil Rackers: (21G, 54G), (—), (24G), (45N), (—), (46N), (44G), (25G), (43G, 35G), (37G, 31G), (—), (40G), (52N, 24G), (51G, 18G), (25G), (—), (19G).

Opponents: (28G, 27G), (52G, 45G), (44G, 26G, 34G), (—), (—), (34G, 32N, 30G), (33G, 28G, 46G), (23G, 46B, 53N), (33G), (24N, 27G, 40G), (33G, 51N, 43G, 45G), (49N, 38N), (—), (—), (38G, 33N, 43G), (32G, 25G).

USUAL STARTERS

OFFENSE		DEFENSE	
WR	Chad Johnson	LDE	Bernard Whittington
LOT	Levi Jones	RDT	Oliver Gibson
LG	Matt O'Dwyer	LDT	Glen Steele
C	Rich Braham	RDT	Tony Williams
RG	Mike Goff	RDE	Justin Smith
ROT	Willie Anderson	LLB	Canute Curtis
TE	Matt Schobel	MLB	Brian Simmons
WR	Peter Warrick	RLB	Takeo Spikes
QB	Jon Kitna	LCB	Jeff Burris
HB	Corey Dillon	RCB	Artrell Hawkins
FB	Lorenzo Neal	SS	JoJuan Armour, Marquand Manuel
		FS	Cory Hall

DEFENSE* ST AT TT SKS-YDS INT-YDS PD FF FR-YDS

Takeo Spikes	81	32	113	1.5-12	0-0	1	1	4-45
Brian Simmons	65	21	86	3-12	1-51	7	0	0-0
Artrell Hawkins	69	7	76	2-12	2-102	6	1	2-19
Jeff Burris	50	12	62	0-0	1-5	11	2	1-32
Justin Smith	48	13	61	6.5-56	0-0	3	2	0-0
Cory Hall	43	15	58	2-6	1-2	1	1	0-0
JoJuan Armour	32	20	52	0-0	0-0	2	1	0-0
Kevin Kaesviharn	43	7	50	0-0	2-17	10	1	0-0
Canute Curtis	38	8	46	0-0	0-0	0	0	0-0
Tony Williams	30	12	42	5-34	0-0	0	0	0-0
Bernard Whittington	22	14	36	1-3	0-0	0	0	2-0
Marquand Manuel	26	8	34	0-0	0-0	2	1	0-0
Mark Roman	23	7	30	0-0	0-0	1	1	0-0
Oliver Gibson	19	10	29	0-0	1-6	2	0	0-0
Glen Steele	15	13	28	0-0	0-0	1	0	0-0
Adrian Ross	17	3	20	0-0	0-0	1	0	0-0
Reinard Wilson	11	2	13	0-0	0-0	2	0	0-0
Lamont Thompson	10	0	10	0-0	1-4	1	0	0-0
Vaughn Booker	5	2	7	0-0	0-0	1	0	0-0
Reggie Myles	4	0	4	0-0	0-0	0	0	0-0
Jason Perry	2	2	4	0-0	0-0	0	0	1-15
Ligarius Jennings	1	2	3	0-0	0-0	1	0	0-0
Eric Ogbogu	1	2	3	0-0	0-0	0	0	0-0
(team)	—	—	—	3-18	—	—	—	—

SPECIAL TEAMS* ST AT TT FF FR-YDS BP BFG BXP

Ron Dugans	12	3	15	0	0-0	0	0	0
Brandon Bennett	10	0	10	0	0-0	0	0	0
JoJuan Armour	6	2	8	0	0-0	0	1	0
Marquand Manuel	6	2	8	0	0-0	0	0	0
Brad St. Louis	6	2	8	0	0-0	0	0	0
Ligarius Jennings	5	1	6	0	0-0	0	0	0
Riall Johnson	4	2	6	0	0-0	0	0	0
Reggie Myles	4	2	6	0	0-0	0	0	0
Canute Curtis	4	1	5	0	0-0	0	0	0
Adrian Ross	4	1	5	0	0-0	0	0	0
Cory Hall	4	0	4	0	0-0	0	0	0
Neil Rackers	3	1	4	0	0-0	0	0	0
Chris Edmonds	3	0	3	0	0-0	0	0	0
Lorenzo Neal	3	0	3	0	0-0	0	0	0
Lamont Thompson	2	1	3	0	0-0	0	0	0
Jeff Burris	2	0	2	0	0-0	0	0	0
Kevin Kaesviharn	2	0	2	0	0-0	0	0	0
Armegis Spearman	2	0	2	0	0-0	0	0	0
Sean Brewer	1	0	1	0	0-0	0	0	0
T.J. Houshmandzadeh	1	0	1	0	0-0	0	0	0
Nick Luchey	1	0	1	0	0-0	0	0	0
Mark Roman	1	0	1	0	0-0	0	0	0
Peter Warrick	1	0	1	0	0-0	0	0	

2003 STATISTICS

RECORD: 8-8-0

HEAD COACH: MARVIN LEWIS

DATE	W-L	SCORE	OPPONENT	ATTENDANCE
9-7-03	L	10-30	DENVER	63,820
9-14-03	L	20-23	at Oakland	50,135
9-21-03	L	10-17	PITTSBURGH	64,596
9-28-03	W	21-14	at Cleveland	73,428
10-5-03	L	16-22 (OT)	at Buffalo	72,615
10-12-03			— BYE —	
10-19-03	W	34-26	BALTIMORE	53,553
10-26-03	W	27-24	SEATTLE	52,131
11-2-03	L	14-17	at Arizona	23,531
11-9-03	W	34-27	HOUSTON	50,437
11-16-03	W	24-19	KANSAS CITY	64,923
11-23-03	W	34-27	at San Diego	52,069
11-30-03	W	24-20	at Pittsburgh	58,797
12-7-03	L	13-31	at Baltimore	69,468
12-14-03	W	41-38	SAN FRANCISCO	64,666
12-21-03	L	10-27	at St. Louis	66,061
12-28-03	L	14-22	CLEVELAND	65,362

TEAM STATISTICS	BENGALS	OPPONENTS
TOTAL FIRST DOWNS	313	320
Rushing	101	119
Passing	181	177
Penalty	31	24
3rd Down: Made-Att	102-228	85-206
3rd Down Pct.	44.7	41.3
4th Down: Made-Att	5-11	9-14
4th Down Pct.	45.5	64.3
POSSESSION AVG.	30:52	29:08
TOTAL NET YARDS	5329	5620
Avg. Per Game	333.1	351.3
Total Plays	1038	999
Avg. Per Play	5.1	5.6
NET YARDS RUSHING	1987	2218
Avg. Per Game	124.2	138.6
Total Rushes	481	461
NET YARDS PASSING	3342	3402
Avg. Per Game	208.9	212.6
Sacked-Yards Lost	37-249	30-196
Gross Yards	3591	3598
Att.-Completions	520-324	508-297
Completion Pct.	62.3	58.5
Had Intercepted	15	14
PUNTS-AVG.	77-39.5	67-42.5
Net Punting Avg.	32.2	35.1
PENALTY-YARDS	107-846	108-921
FUMBLES-BALLS LOST	16-7	26-10
TOUCHDOWNS	40	43
Rushing	12	18
Passing	26	23
Returns	2	2

SCORE BY PERIODS	1	2	3	4	OT	PTS
BENGALS	83	115	49	99	0	346
OPPONENTS	71	117	74	116	6	384

SCORING	TD	TD-R	TD-P	TD-Rt	K-PAT	FG	S	PTS
Shayne Graham	0	0	0	0	40-40	22-25	0	106
Chad Johnson	10	0	10	0	—	—	0	60
Rudi Johnson	9	9	0	0	—	—	0	54
Peter Warrick	8	0	7	1	—	—	0	48
Kelley Washington	4	0	4	0	—	—	0	24
Corey Dillon	2	2	0	0	—	—	0	12
Jeremi Johnson	2	1	1	0	—	—	0	12
Matt Schobel	2	0	2	0	—	—	0	12
Brandon Bennett	1	0	1	0	—	—	0	6
Kevin Hardy	1	0	0	1	—	—	0	6
Reggie Kelly	1	0	1	0	—	—	0	6
BENGALS	40	12	26	2	40-40	22-25	0	346
OPPONENTS	43	18	23	2	38-38	28-33	0	384

Two-point conversions: None. BENGALS 0-0, OPPONENTS 2-4.

PASSING	ATT	CMP	YDS	CMP%	YDS/ATT	TD	TD%	INT	INT%	LG	SKD-YDS	RAT
Jon Kitna	520	324	3591	62.3	6.91	26	5.0	15	2.9	82t	37-249	87.4
BENGALS	520	324	3591	62.3	6.91	26	5.0	15	2.9	82t	37-249	87.4
OPPONENTS	508	297	3598	58.5	7.08	23	4.5	14	2.8	73t	30-196	83.9

RUSHING	ATT	YDS	AVG	LG	TD
Rudi Johnson	215	957	4.5	54	9
Corey Dillon	138	541	3.9	39	2
Brandon Bennett	56	173	3.1	19	0
Peter Warrick	18	157	8.7	50	0
Jon Kitna	38	113	3.0	15	0
Jeremi Johnson	15	41	2.7	12	1
Kelley Washington	1	5	5.0	5	0
BENGALS	481	1987	4.1	54	12
OPPONENTS	461	2218	4.8	78t	18

RECEIVING	REC	YDS	AVG	LG	TD
Chad Johnson	90	1355	15.1	82t	10
Peter Warrick	79	819	10.4	77t	7
Brandon Bennett	25	176	7.0	16	1
Matt Schobel	24	332	13.8	45t	2
Kelley Washington	22	299	13.6	51t	4
Tony Stewart	21	212	10.1	21	0
Rudi Johnson	21	146	7.0	17	0
Jeremi Johnson	15	82	5.5	16	1
Reggie Kelly	13	81	6.2	13	1
Corey Dillon	11	71	6.5	14	0
Kevin Walter	3	18	6.0	9	0
BENGALS	324	3591	11.1	82t	26
OPPONENTS	297	3598	12.1	73t	23

INTERCEPTIONS	NO	YDS	AVG	LG	TD
Tory James	4	56	14.0	31	0
Jeff Burris	2	17	8.5	17	0
Brian Simmons	2	14	7.0	13	0
Rogers Beckett	2	11	5.5	11	0
Kevin Kaesviharn	1	10	10.0	10	0
Artrell Hawkins	1	8	8.0	8	0
Terrell Roberts	1	6	6.0	6	0
Mark Roman	1	1	1.0	1	0
BENGALS	14	123	8.8	31	0
OPPONENTS	15	225	15.0	83t	2

PUNTING	NO	YDS	AVG	NET	TB	IN-20	LG	BLK
Kyle Richardson	49	1961	40.0	33.5	5	9	58	0
Nick Harris	28	1084	38.7	30.0	3	5	53	0
BENGALS	77	3045	39.5	32.2	8	14	58	0
OPPONENTS	67	2845	42.5	35.1	8	21	72	0

PUNT RETURNS	NO	FC	YDS	AVG	LG	TD
Peter Warrick	25	8	273	10.9	68t	1
Jeff Burris	5	0	58	11.6	34	0
BENGALS	30	8	331	11.0	68t	1
OPPONENTS	47	7	403	8.6	37	0

KICKOFF RETURNS	NO	YDS	AVG	LG	TD
Brandon Bennett	53	1146	21.6	46	0
Terrell Roberts	7	128	18.3	23	0
Kenny Watson	7	113	16.1	27	0
Rudi Johnson	2	23	11.5	15	0
Carl Powell	2	33	16.5	20	0
Jeremi Johnson	1	16	16.0	16	0
Glen Steele	1	2	2.0	2	0
Tony Stewart	1	13	13.0	13	0
BENGALS	74	1474	19.9	46	0
OPPONENTS	71	1470	20.7	45	0

FIELD GOALS	1-19	20-29	30-39	40-49	50+
Shayne Graham	0-0	5-5	10-10	7-8	0-2
BENGALS	0-0	5-5	10-10	7-8	0-2
OPPONENTS	1-1	11-12	9-11	5-7	2-2

Shayne Graham: (26G), (31G, 22G), (44G), (—), (39G, 37G, 54N, 30G), (44G, 37G), (30G, 25G), (—), (40G, 40G), (27G, 48N), (37G, 47G), (44G), (25G, 38G), (34G, 30G), (48G), (52N).

Opponents: (51G, 27G, 39G), (40G, 26G, 39G), (24N, 33G), (35N), (27G, 38G, 29G), (25G), (27G, 49B), (31G, 34N), (45G, 33G), (37G, 39G, 44N), (48G, 26G), (23G, 39G), (22G), (23G), (26G, 50G), (42G, 42G, 18G).

USUAL STARTERS

OFFENSE		DEFENSE	
WR	Peter Warrick	LDE	Duane Clemons
LOT	Levi Jones	LDT	John Thornton
LG	Eric Steinbach	RDT	Tony Williams
C	Rich Braham	RDE	Justin Smith
RG	Mike Goff	SLB	Adrian Ross
ROT	Willie Anderson	MLB	Kevin Hardy
TE	Reggie Kelly	WLB	Brian Simmons
WR	Chad Johnson	LCB	Jeff Burris
QB	Jon Kitna		Artrell Hawkins
HB	Corey Dillon	RCB	Tory James
FB	Jeremi Johnson	SS	Rogers Beckett, Kevin Kaesviharn
		FS	Mark Roman

DEFENSE*	ST	AT	TT	SKS-YDS	INT-YDS	PD	FF	FR-YDS
Brian Simmons	72	31	103	1.5-9	2-14	6	2	4-13
Kevin Hardy	59	33	92	1.5-11	0-0	4	1	1-10
Mark Roman	55	19	74	0.5-5	1-1	7	1	0-0
Rogers Beckett	50	17	67	3-24	2-11	5	1	0-0
Tory James	57	6	63	1-1	4-56	18	0	0-0
Justin Smith	41	19	60	5-16.5	0-0	3	1	0-0
Artrell Hawkins	50	5	55	0-0	1-8	6	1	0-0
Adrian Ross	33	21	54	0-0	0-0	0	2	0-0
Kevin Kaesviharn	42	9	51	1-8	1-10	4	0	0-0
Duane Clemons	35	7	42	6-46	0-0	4	1	1-0
Tony Williams	28	10	38	2-9	0-0	0	1	1-(-1)
Jeff Burris	33	3	36	0-0	2-17	6	1	0-0
John Thornton	19	12	31	6-42	0-0	3	1	2-2
Oliver Gibson	17	7	24	0.5-3.5	0-0	3	0	0-0
Glen Steele	17	5	22	0.5-5.5	0-0	0	0	0-0
Carl Powell	10	10	20	0.5-2.5	0-0	1	1	1-0
Terrell Roberts	13	3	16	1-13	1-6	1	1	0-0
Marquand Manuel	9	2	11	0-0	0-0	1	0	0-0
Dwayne Levels	5	5	10	0-0	0-0	0	0	0-0
Riall Johnson	2	6	8	0-0	0-0	0	0	0-0
Reggie Myles	4	0	4	0-0	0-0	0	0	0-0

SPECIAL TEAMS*	ST	AT	TT	FF	FR-YDS	BP	BFG	BXP
Rogers Beckett	12	4	16	1	0-0	0	0	0
Reggie Myles	12	4	16	0	0-0	0	0	0
Riall Johnson	11	2	13	0	0-0	0	0	0
Kevin Kaesviharn	10	3	13	0	0-0	0	0	0
Khalid Abdullah	8	2	10	0	0-0	0	0	0
Brandon Bennett	6	2	8	0	0-0	0	0	0
Brad St. Louis	7	0	7	0	0-0	0	0	0
Shayne Graham	5	1	6	0	0-0	0	0	0
Kevin Walter	3	3	6	0	0-0	0	0	0
Dwayne Levels	5	0	5	0	0-0	0	0	0
Marquand Manuel	3	2	5	0	0-0	0	0	0
Tory James	4	0	4	0	0-0	0	0	0
Terrell Roberts	4	0	4	0	0-0	0	0	0
Kenny Watson	4	0	4	0	0-0	0	0	0
Jeff Burris	3	1	4	0	0-0	0	0	0
Chris Edmonds	2	2	4	0	0-0	0	0	0
Adrian Ross	3	0	3	0	0-0	0	0	0
Tony Stewart	3	0	3	0	0-0	0	0	0
Artrell Hawkins	1	2	3	0	0-0	0	0	0
Frank Chamberlin	1	0	1	0	0-0	0	0	0
John Thornton	0	0	0	0	0-0	0	1	0

MISCELLANEOUS DEFENSE*	ST	AT	TT	FF	FR-YDS
Peter Warrick	4	0	4	0	0-0
Brandon Bennett	2	0	2	0	0-0
Levi Jones	2	0	2	0	0-0
Matt Schobel	2	0	2	0	0-0
Mike Goff	1	0	1	0	0-0
Chad Johnson	1	0	1	0	0-0
Rudi Johnson	1	0	1	0	0-0
Jon Kitna	1	0	1	0	0-0
Scott Rehberg	1	0	1	0	0-0
Eric Steinbach	1	0	1	0	0-0

* NOTE: All defensive statistics above are press box statistics produced at the games.

2004 STATISTICS

RECORD: 8-8-0

HEAD COACH: MARVIN LEWIS

DATE	W-L	SCORE	OPPONENT	ATTENDANCE
9-12-04	L	24-31	at N.Y. Jets	77,230
9-19-04	W	16-13	MIAMI	65,705
9-26-04	L	9-23	BALTIMORE	65,575
10-3-04	L	17-28	at Pittsburgh	62,402
10-10-04			— BYE —	
10-17-04	L	17-34	at Cleveland	73,263
10-25-04	W	23-10	DENVER	65,806
10-31-04	L	20-27	at Tennessee	68,932
11-7-04	W	26-3	DALLAS	65,721
11-14-04	W	17-10	at Washington	87,786
11-21-04	L	14-19	PITTSBURGH	65,780
11-28-04	W	58-48	CLEVELAND	65,677
12-5-04	W	27-26	at Baltimore	69,695
12-12-04	L	28-35	at New England	68,756
12-19-04	L	17-33	BUFFALO	65,378
12-26-04	W	23-22	N.Y. GIANTS	64,606
1-2-05	W	38-10	at Philadelphia	67,074

TEAM STATISTICS	BENGALS	OPPONENTS
TOTAL FIRST DOWNS	286	303
Rushing	93	123
Passing	172	158
Penalty	21	22
3rd Down: Made-Att	88-219	80-218
3rd Down Pct.	40.2	36.7
4th Down: Made-Att	6-12	5-15
4th Down Pct.	50.0	33.3
POSSESSION AVG.	29-20	30-40
TOTAL NET YARDS	5140	5365
Avg. Per Game	321.3	335.3
Total Plays	1004	1031
Avg. Per Play	5.1	5.2
NET YARDS RUSHING	1839	2062
Avg. Per Game	114.9	128.9
Total Rushes	437	474
NET YARDS PASSING	3301	3303
Avg. Per Game	206.3	206.4
Sacked-Yards Lost	31-219	37-257
Gross Yards	3520	3560
Att.-Completions	536-324	520-313
Completion Pct.	60.4	60.2
Had Intercepted	22	20
PUNTS-AVG.	84-41.7	79-41.9
Net Punting Avg.	35.5	35.7
PENALTY-YARDS	103-810	106-887
FUMBLES-BALLS LOST	17-10	40-16
TOUCHDOWNS	42	41
Rushing	14	11
Passing	23	23
Returns	5	7

SCORE BY PERIODS	1	2	3	4	OT	PTS
BENGALS	69	108	96	101	0	374
OPPONENTS	75	117	82	98	0	372

SCORING	TD	TD-R	TD-P	TD-R	K-PAT	FG	S	PTS
Shayne Graham	0	0	0	0	41-41	27-31	0	122
Rudi Johnson	12	12	0	0	—	—	0	72
Chad Johnson	9	0	9	0	—	—	0	54
T.J. Houshmandzadeh	4	0	4	0	—	—	0	24
Matt Schobel	4	0	4	0	—	—	0	24
Kelley Washington	3	0	3	0	—	—	0	18
Robert Geathers	1	0	0	1	—	—	0	6
Jeremi Johnson	1	0	1	0	—	—	0	6
Kevin Kaesviharn	1	0	0	1	—	—	0	6
Kyle Larson	1	1	0	0	—	—	0	6
Deltha O'Neal	1	0	0	1	—	—	0	6
Carson Palmer	1	1	0	0	—	—	0	6
Brian Simmons	1	0	0	1	—	—	0	6
Tony Stewart	1	0	1	0	—	—	0	6
Kenny Watson	1	0	1	0	—	—	0	6
Madieu Williams	1	0	0	1	—	—	0	6
BENGALS	42	14	23	5	41-41	27-31	0	374
OPPONENTS	41	11	23	7	40-40	28-31	1	372

Two-point conversions: None. BENGALS 0-1, OPPONENTS 0-1.

PASSING	ATT	CMP	YDS	CMP%	YDS/ATT	TD	TD%	INT	INT%	LG	SKD-YDS	RAT
Carson Palmer	432	263	2897	60.9	6.71	18	4.2	18	4.2	76t	25-178	77.3
Jon Kitna	104	61	623	58.7	5.99	5	4.8	4	3.8	30	6-41	75.9
BENGALS	536	324	3520	60.4	6.57	23	4.3	22	4.1	76t	31-219	77.0
OPPONENTS	520	313	3560	60.2	6.85	23	4.4	20	3.8	99t	37-257	79.5

RUSHING	ATT	YDS	AVG	LG	TD
Rudi Johnson	361	1454	4.0	52	12
Kenny Watson	26	161	6.2	25	0
T.J. Houshmandzadeh	6	51	8.5	16	0
Carson Palmer	18	47	2.6	14	1
Jon Kitna	10	42	4.2	15	0
Chad Johnson	4	39	9.8	18	0
Cliff Russell	3	15	5.0	13	0
Peter Warrick	2	14	7.0	8	0
Kyle Larson	1	11	11.0	11t	1
Jeremi Johnson	3	5	1.7	4	0
Kris Perry	2	1	0.5	1	0
Kelley Washington	1	-1	-1.0	-1	0
BENGALS	437	1839	4.2	52	14
OPPONENTS	474	2062	4.4	75t	11

RECEIVING	REC	YDS	AVG	LG	TD
Chad Johnson	95	1274	13.4	53t	9
T.J. Houshmandzadeh	73	978	13.4	62	4
Kelley Washington	31	378	12.2	28	3
Kenny Watson	25	171	6.8	21	1
Matt Schobel	21	201	9.6	76t	4
Jeremi Johnson	16	53	3.3	9	1
Reggie Kelly	15	85	5.7	14	0
Rudi Johnson	15	84	5.6	30	0
Peter Warrick	11	127	11.5	30	1
Tony Stewart	10	48	4.8	9	1
Kevin Walter	8	67	8.4	18	0
Kris Perry	3	33	11.0	13	0
Cliff Russell	1	21	21.0	21	0
BENGALS	324	3520	10.9	76t	23
OPPONENTS	313	3560	11.4	99t	23

INTERCEPTIONS	NO	YDS	AVG	LG	TD
Tory James	8	66	8.3	23	0
Deltha O'Neal	4	60	15.0	31t	1
Madieu Williams	3	51	17.0	51t	1
Brian Simmons	2	61	30.5	50t	1
Robert Geathers	1	36	36.0	36t	1
Kim Herring	1	0	0.0	0	0
Carl Powell	1	-2	-2.0	-2	0
BENGALS	20	272	13.6	51t	4
OPPONENTS	22	446	20.3	62t	4

PUNTING	NO	YDS	AVG	NET	TB	IN-20	LG	BLK
Kyle Larson	83	3499	42.2	35.5	7	21	66	1
BENGALS	84	3499	41.7	35.5	7	21	66	1
OPPONENTS	79	3309	41.9	35.7	8	23	69	0

PUNT RETURNS	NO	FC	YDS	AVG	LG	TD
Keiwan Ratliff	17	5	207	12.2	49	0
T.J. Houshmandzadeh	11	7	88	8.0	28	0
Deltha O'Neal	7	6	33	4.7	17	0
BENGALS	35	18	328	9.4	49	0
OPPONENTS	51	10	378	7.4	63	0

KICKOFF RETURNS	NO	YDS	AVG	LG	TD
Cliff Russell	39	872	22.4	40	0
Kenny Watson	13	240	18.5	32	0
T.J. Houshmandzadeh	10	227	22.7	32	0
Tony Stewart	3	20	6.7	10	0
Reggie Kelly	1	14	14.0	14	0
Langston Moore	1	15	15.0	15	0
Deltha O'Neal	1	15	15.0	15	0
BENGALS	68	1403	20.6	40	0
OPPONENTS	80	1573	19.7	41	0

FIELD GOALS	1-19	20-29	30-39	40-49	50+
Shayne Graham	0-0	7-7	10-12	7-8	3-4
BENGALS	0-0	7-7	10-12	7-8	3-4
OPPONENTS	0-0	13-13	8-8	7-10	0-0

Shayne Graham: (22G), (38N, 48G, 36G, 39G), (29G, 47G, 26G), (34G), (32G, 44N), (53G, 34G, 35G), (28G, 50G), (35G, 47G, 45G), (30G)(41G), (—), (21G, 32G, 36G), (63N, 41G, 24G), (—), (24G), (42G), (37N, 50G).

Opponents: (21G), (43G, 47G), (21G), (—), (23G, 33G), (49N, 29G), (23G, 45G), (24G), (47N, 33G), (32G), (23G, 29G), (20G, 22G), (38G, 45G), (—), (23G, 39G, 21G, 33G), (31G, 36G, 44G, 41G, 28G), (45N, 46G).

USUAL STARTERS

OFFENSE		DEFENSE	
WR	Chad Johnson	LDE	Duane Clemons
LOT	Levi Jones	LDT	John Thornton
LG	Eric Steinbach	RDT	Tony Williams,
C	Rich Braham		Langston Moore
	Jerry Fontenot	RDE	Justin Smith
RG	Bobbie Williams	SLB	Kevin Hardy
ROT	Willie Anderson	MLB	Landon Johnson
TE	Reggie Kelly	WLB	Brian Simmons
WR	T.J. Houshmandzadeh	LCB	Deltha O'Neal
QB	Carson Palmer	RCB	Tory James
HB	Rudi Johnson	SS	Kim Herring,
FB	Jeremi Johnson,		Kevin Kaesviharn,
	Tony Stewart (TE)		Rogers Beckett,
		FS	Madieu Williams

DEFENSE*

	ST	AT	TT	SKS-YDS	INT-YDS	PD	FF	FR-YDS
Brian Simmons	76	31	107	1-9	2-61	4	3	1-18
Madieu Williams	76	15	91	2-19	3-51	11	0	2-(-3)
Landon Johnson	57	27	84	2-14	0-0	2	2	1-0
Justin Smith	42	29	71	8-70.5	0-0	2	2	2-0
Kevin Hardy	42	27	69	4-18	0-0	4	0	0-0
Tory James	58	5	63	0-0	8-66	13	2	1-0
Kim Herring	49	13	62	0-0	1-0	6	1	0-0
Kevin Kaesviharn	44	14	58	0-0	0-0	8	0	1-3
John Thornton	37	20	57	3-16	0-0	4	0	0-0
Duane Clemons	32	18	50	6.5-41.5	0-0	1	2	0-0
Deltha O'Neal	35	5	40	1-8	4-60	15	1	0-0
Keiwan Ratliff	27	8	35	0-0	0-0	5	0	1-0
Langston Moore	22	9	31	1-7	0-0	0	1	0-0
Caleb Miller	17	11	28	0-0	0-0	0	0	1-0
Carl Powell	16	6	22	2-14	1-(-2)	1	1	0-0
Nate Webster	16	5	21	1-8	0-0	2	1	1-0
Rogers Beckett	14	5	19	0-0	0-0	1	0	0-0
Tony Williams	10	6	16	0-0	0-0	0	0	0-0
Robert Geathers	7	6	13	3.5-27	1-36	6	1	0-0
Terrell Roberts	8	1	9	0-0	0-0	2	0	0-0
Anthony Mitchell	4	1	5	0-0	0-0	0	0	1-0
Larry Stevens	2	3	5	0-0	0-0	0	0	0-0
Rashad Bauman	2	1	3	0-0	0-0	0	0	0-0
Marcus Wilkins	0	3	3	0-0	0-0	0	0	0-0
Shaun Smith	2	0	2	0-0	0-0	0	0	0-0
Matthias Askew	0	2	2	0-0	0-0	0	0	0-0
Terrance Martin	1	0	1	0-0	0-0	0	0	0-0
(team)	—	—	—	2-5	—	—	—	—

SPECIAL TEAMS*

	ST	AT	TT	FF	FR-YDS	BP	BFG	BXP
Reggie Myles	20	3	23	2	1-0	0	0	0
Marcus Wilkins	13	6	19	2	2-0	0	0	0
Anthony Mitchell	9	5	14	0	0-0	0	0	0
Kenny Watson	8	5	13	1	0-0	0	0	0
Madieu Williams	10	2	12	0	0-0	0	0	0
Kevin Walter	11	0	11	0	0-0	0	0	0
Kevin Kaesviharn	6	2	8	0	0-0	0	0	0
Larry Stevens	4	4	8	0	0-0	0	0	0
Tony Stewart	4	4	8	0	0-0	0	0	0
Caleb Miller	5	2	7	0	0-0	0	0	0
Landon Johnson	5	0	5	0	0-0	0	0	0
Shayne Graham	3	1	4	0	0-0	0	0	0
Matt Schobel	3	1	4	0	1-0	0	0	0
Keiwan Ratliff	2	2	4	1	0-0	0	0	0
Robert Geathers	2	1	3	0	0-0	0	0	0
Brad St. Louis	2	1	3	0	0-0	0	0	0
Kyle Larson	1	2	3					

2005 STATISTICS

RECORD: 11-5-0

HEAD COACH: MARVIN LEWIS

(BENGALS WON AFC NORTH DIVISION; SEE POSTSEASON PORTION OF TEAM HISTORY SECTION FOR POSTSEASON STATS)

DATE	W-L	SCORE	OPPONENT	ATTENDANCE
9-11-05	W	27-13	at Cleveland	73,013
9-18-05	W	37-8	MINNESOTA	65,763
9-25-05	W	24-7	at Chicago	62,045
10-2-05	W	16-10	HOUSTON	65,714
10-9-05	L	20-23	at Jacksonville	66,137
10-16-05	W	13-23	at Tennessee	69,149
10-23-05	L	13-27	PITTSBURGH	66,104
10-30-05	W	21-14	GREEN BAY	65,940
11-6-05	W	21-9	at Baltimore	70,540
11-13-05		— BYE —		
11-20-05	L	37-45	INDIANAPOLIS	65,995
11-27-05	W	42-29	BALTIMORE	65,680
12-4-05	W	38-31	at Pittsburgh	63,044
12-11-05	W	23-20	CLEVELAND	65,788
12-18-05	W	41-17	at Detroit	61,749
12-24-05	L	27-37	BUFFALO	65,485
1-1-06	L	3-37	at Kansas City	77,211

TEAM STATISTICS		BENGALS	OPPONENTS
TOTAL FIRST DOWNS	342	321
Rushing	109	109
Passing	203	185
Penalty	30	27
3rd Down: Made-Att	84-196	81-190
3rd Down Pct.	42.9	42.6
4th Down: Made-Att	3-10	6-14
4th Down Pct.	30.0	42.9
POSSESSION AVG.	30:52	29:09
TOTAL NET YARDS	5730	5419
Avg. Per Game	358.1	338.7
Total Plays	1018	976
Avg. Per Play	5.6	5.6
NET YARDS RUSHING	1910	1850
Avg. Per Game	119.4	115.6
Total Rushes	459	429
NET YARDS PASSING	3820	3569
Avg. Per Game	238.8	223.1
Sacked-Yards Lost	21-115	28-180
Gross Yards	3935	3749
Att.-Completions	538-362	519-324
Completion Pct.	67.3	62.4
Had Intercepted	14	31
PUNTS-AVG.	61-42.5	50-42.1
Net Punting Avg.	35.6	37.4
PENALTIES-YARDS	110-920	110-985
FUMBLES-BALLS LOST	18-6	31-13
TOUCHDOWNS	48	39
Rushing	15	16
Passing	32	21
Returns	1	2

SCORE BY PERIODS	1	2	3	4	OT	PTS
BENGALS	84	147	98	92	0	421
OPPONENTS	60	102	89	99	0	350

SCORING	TD	TD-R	TD-P	TD-Rt	K-PAT	FG	S	PTS
Shayne Graham	0	0	0	0	47-47	28-32	0	131
Rudi Johnson	12	12	0	0	—	—	0	72
Chad Johnson	9	0	9	0	—	—	0	54
T.J. Houshmandzadeh	8	1	7	0	—	—	0	48
Chris Henry	6	0	6	0	—	—	0	36
Jeremi Johnson	3	0	3	0	—	—	0	18
Chris Perry	2	0	2	0	—	—	0	12
Tab Perry	2	1	1	0	—	—	0	12
Matt Schobel	1	0	1	0	—	—	0	8
Reggie Kelly	1	0	1	0	—	—	0	6
Carson Palmer	1	1	0	0	—	—	0	6
Odell Thurman	1	0	0	1	—	—	0	6
Kevin Walter	1	0	1	0	—	—	0	6
Kelley Washington	1	0	1	0	—	—	0	6
BENGALS	48	15	32	1	47-47	28-32	0	421
OPPONENTS	39	16	21	2	37-37	25-28	0	350

Two-point conversions: Matt Schobel. BENGALS 1-1, OPPONENTS 2-2.

PASSING	ATT	CMP	YDS	CMP%	YDS/ATT	TD	TD%	INT	INT%	LG	SKD-YDS	RAT
Carson Palmer	509	345	3836	67.8	7.54	32	6.3	12	2.4	70t	19-105	101.1
Jon Kitna	29	17	99	58.6	3.41	0	0.0	2	6.9	16	2-10	36.4
BENGALS	538	362	3935	67.3	7.31	32	5.9	14	2.6	70t	21-115	97.6
OPPONENTS	519	324	3749	62.4	7.22	21	4.0	31	6.0	68t	28-180	72.8

RUSHING	ATT	YDS	AVG	LG	TD
Rudi Johnson	337	1458	4.3	33	12
Chris Perry	61	279	4.6	30	0
T.J. Houshmandzadeh	8	62	7.8	17	1
Carson Palmer	34	41	1.2	14	1
Chad Johnson	5	33	6.6	11	0
Jeremi Johnson	8	14	1.8	5	0
Jon Kitna	2	14	7.0	11	0
Tab Perry	3	9	3.0	7	1
Nick Lucey	1	0	0.0	0	0
BENGALS	459	1910	4.2	33	15
OPPONENTS	429	1850	4.3	49t	16

RECEIVING	REC	YDS	AVG	LG	TD
Chad Johnson	97	1432	14.8	70t	9
T.J. Houshmandzadeh	78	956	12.3	43t	7
Chris Perry	51	328	6.4	28	2
Chris Henry	31	422	13.6	47	6
Rudi Johnson	23	90	3.9	15	0
Kevin Walter	19	211	11.1	33	1
Matt Schobel	18	193	10.7	28	1
Reggie Kelly	15	90	6.0	16	1
Jeremi Johnson	12	65	5.4	27t	3
Kelley Washington	10	101	10.1	18t	1
Tony Stewart	4	26	6.5	10	0
Tab Perry	4	21	5.3	13	1
BENGALS	362	3935	10.9	70t	32
OPPONENTS	324	3749	11.6	68t	21

INTERCEPTIONS	NO	YDS	AVG	LG	TD
Deltha O'Neal	10	103	10.3	37	0
Odell Thurman	5	59	11.8	30t	1
Tory James	5	5	1.0	5	0
Keiwan Ratliff	3	52	17.3	35	0
Kevin Kaesviharn	3	9	3.0	6	0
Brian Simmons	2	15	7.5	16	0
Ifeanyi Ohaleta	1	15	15.0	15	0
Madieu Williams	1	2	2.0	2	0
John Thornton	1	0	0.0	0	0
BENGALS	31	260	8.4	37	1
OPPONENTS	14	247	17.6	55	1

PUNTING	NO	YDS	AVG	NET	TB	IN-20	LG	BLK
Kyle Larson	60	2591	43.2	35.6	8	13	75	1
BENGALS	61	2591	42.5	35.6	8	13	75	1
OPPONENTS	50	2106	42.1	37.4	4	18	56	0

PUNT RETURNS	NO	FC	YDS	AVG	LG	TD
Keiwan Ratliff	28	14	157	5.6	13	0
BENGALS	28	14	157	5.6	13	0
OPPONENTS	32	7	260	8.1	27	0

KICKOFF RETURNS	NO	YDS	AVG	LG	TD
Tab Perry	64	1562	24.4	94	0
Matt Schobel	2	4	2.0	4	0
Deltha O'Neal	1	14	14.0	14	0
BENGALS	67	1580	23.6	94	0
OPPONENTS	85	1787	21.0	99t	1

FIELD GOALS	1-19	20-29	30-39	40-49	50+
Shayne Graham	0-0	11-11	10-11	7-9	0-1
BENGALS	0-0	11-11	10-11	7-9	0-1
OPPONENTS	1-1	12-12	7-8	3-4	2-3

Shayne Graham: (32G, 23G), (40G, 29G, 30G), (33G), (24G, 42N, 27G, 46G), (31G, 48G), (52N, 21G), (30N, 26G, 39G), (—), (48N), (43G, 41G, 44G), (26G, 31G), (30G), (21G, 27G, 37G), (28G, 33G), (31G, 27G), (49G).

Opponents: (29G, 34G), (—), (39N), (28G), (32G, 51G, 53G), (24G, 29G, 47G), (27G, 39G), (—), (34G, 32G, 31G), (19G), (54N), (23G), (41G, 29G), (45G), (21G, 24G, 48N, 22G), (39G, 24G, 23G).

USUAL STARTERS

OFFENSE		DEFENSE	
WR	Chad Johnson	LDE	Justin Smith
LOT	Levi Jones	RDT	Bryan Robinson, Shaun Smith
LG	Eric Steinbach	RDE	Robert Geathers
C	Rich Braham	SLB	Landon Johnson, David Pollack
RG	Bobbie Williams	MLB	Odell Thurman
ROT	Willie Anderson	WLB	Brian Simmons
TE	Reggie Kelly	LCB	Deltha O'Neal
WR	T.J. Houshmandzadeh	RCB	Tory James
QB	Carson Palmer	SS	Ifeanyi Ohaleta
HB	Rudi Johnson	FS	Kevin Kaesviharn
FB	Jeremi Johnson		

DEFENSE*	ST	AT	TT	SKS-YDS	INT-YDS	PD	FF	FR-YDS
Odell Thurman	68	37	105	1.5-13	5-59	9	4	0-0
Kevin Kaesviharn	63	24	87	1-6	3-9	8	0	3-0
Brian Simmons	52	32	84	4-29	2-15	7	3	0-0
Landon Johnson	58	24	82	0-0	0-0	2	1	0-0
Justin Smith	45	21	66	6-24	0-0	2	1	1-0
Deltha O'Neal	56	9	65	0-0	10-103	20	0	1-26
Tory James	49	8	57	0-0	5.5	14	1	1-26
Ifeanyi Ohaleta	36	15	51	0-0	1-15	2	0	0-0
Keiwan Ratliff	37	6	43	0-0	3-52	3	1	1-0
John Thornton	24	18	42	2-14	1-0	1	2	1-0
Robert Geathers	25	9	34	3-20	0-0	1	1	0-0
David Pollack	22	6	28	4.5-34	0-0	1	0	1-6
Shaun Smith	18	8	26	0-0	0-0	0	0	0-0
Madieu Williams	16	5	21	0-0	1-2	3	0	0-0
Anthony Mitchell	17	2	19	1-4	0-0	0	0	0-0
Bryan Robinson	9	9	18	0-0	0-0	0	0	0-0
Carl Powell	9	4	13	1-4	0-0	1	0	0-0
Duane Clemons	10	2	12	2-12	0-0	1	0	1-0
Rashad Bauman	8	0	8	0-0	0-0	1	0	0-0
Caleb Miller	6	1	7	0-0	0-0	0	0	1-0
Matthias Askew	2	2	4	0-0	0-0	0	1	0-0
Jonathan Fanene	2	1	3	0-0	0-0	0	0	0-0
Patrick Body	1	0	1	0-0	0-0	0	0	0-0
Hannibal Navies	1	0	1	0-0	0-0	0	0	0-0
(team)	—	—	—	2-20	—	—	—	—

SPECIAL TEAMS*	ST	AT	TT	FF	FR-YDS	BP	BFG	BXP
Marcus Wilkins	11	5	16	1	0-0	0	0	0
Kevin Walter	10	6	16	0	0-0	0	0	0
Tab Perry	10	2	12	1	1-0	0	0	0
Shayne Graham	7	4	11	0	0-0	0	0	0
Anthony Mitchell	5	6	11	0	0-0	0	0	0
Hannibal Navies	9	1	10	1	1-0	0	0	0
Caleb Miller	6	3	9	0	0-0	0	0	0
Greg Brooks	7	1	8	0	0-0	0	0	0
Tony Stewart	4	4	8	0	0-0	0	0	0
Reggie Myles	5	0	5	0	0-0	0	0	0
Landon Johnson	3	2	5	0	0-0	0	0	0
Ifeanyi Ohaleta	4	0	4	0	0-0	0	0	0
Rashad Bauman	3	1	4	0	0-0	0	0	0
Patrick Body	3	0	3	0	0-0	0	0	0
Keiwan Ratliff	3	0	3	0	0-0	0	0	0
Larry Stevens	2	1	3	0	0-0	0	0	0
Kyle Larson	2	0	2	0	0-0	0	0	0
Brad St. Louis	2	0	2	0	0-0	0	0	0
Madieu Williams	1	1	2	0	0-0	0	0	0
Reggie Kelly	1	0	1	0	0-0	0	0	0
Matt Schobel	1	0	1	0	0-0	0	0	0
Kenny Watson	1	0	1	0	0-0	0	0	0
Tory James	0	1	1	0	0-0	0	0	0

MISCELLANEOUS DEFENSE*	ST	AT	TT	FF	FR-YDS
T.J. Houshmandzadeh	4	0	4	0	0-0
Bobbie Williams	4	0	4		

2006 STATISTICS

RECORD: 8-8-0

HEAD COACH: MARVIN LEWIS

DATE	W-L	SCORE	OPPONENT	ATTENDANCE
9-10-06	W	23-10	at Kansas City	77,956
9-17-06	W	34-17	CLEVELAND	66,072
9-24-06	W	28-20	at Pittsburgh	64,922
10-1-06	L	13-38	NEW ENGLAND	66,035
10-8-06	L		— BYE —	
10-15-06	L	13-14	at Tampa Bay	65,732
10-22-06	W	17-14	CAROLINA	65,964
10-29-06	L	27-29	ATLANTA	65,978
11-5-06	L	20-26	at Baltimore	70,792
11-12-06	L	41-49	SAN DIEGO	65,917
11-19-06	W	31-16	at New Orleans	68,001
11-26-06	W	30-0	at Cleveland	72,926
11-30-06	W	13-7	BALTIMORE	65,973
12-10-06	W	27-10	OAKLAND	65,882
12-18-06	L	16-34	at Indianapolis	57,292
12-24-06	L	23-24	at Denver	75,759
12-31-06	L	17-23 (OT)	PITTSBURGH	66,049

TEAM STATISTICS	BENGALS	OPPONENTS
TOTAL FIRST DOWNS	313	337
Rushing	88	109
Passing	200	206
Penalty	25	22
3rd Down: Made-Att	72-201	88-211
3rd Down Pct.	35.8	41.7
4th Down: Made-Att	6-9	11-21
4th Down Pct.	66.7	52.4
POSSESSION AVG.	28:34	31:26
TOTAL NET YARDS	5462	5681
Avg. Per Game	341.4	355.1
Total Plays	994	1038
Avg. Per Play	5.5	5.5
NET YARDS RUSHING	1629	1863
Avg. Per Game	101.8	116.4
Total Rushes	435	448
NET YARDS PASSING	3833	3818
Avg. Per Game	239.6	238.6
Sacked-Yards Lost	36-233	35-211
Gross Yards	4066	4029
Att.-Completions	523-327	555-349
Completion Pct.	62.5	62.9
Had Intercepted	13	19
PUNTS-AVG.	77-44.5	72-43.5
Net Punting Avg.	38.6	37.4
PENALTY-YARDS	92-717	97-836
FUMBLES-BALLS LOST	25-11	24-12
TOUCHDOWNS	43	40
Rushing	14	15
Passing	28	24
Returns	1	1

SCORE BY PERIODS	1	2	3	4	OT	PTS
BENGALS	86	111	58	118	0	373
OPPONENTS	50	76	85	114	6	331

SCORING	TD	TD-R	TD-P	TD-R	K-PAT	FG	S	PTS
Shayne Graham	0	0	0	0	40-42	25-30	0	115
Rudi Johnson	12	12	0	0	—	—	0	72
Chris Henry	9	0	9	0	—	—	0	54
T.J. Houshmandzadeh	9	0	9	0	—	—	0	54
Chad Johnson	7	0	7	0	—	—	0	42
Jeremi Johnson	1	1	0	0	—	—	0	6
Reggie Kelly	1	0	1	0	—	—	0	6
Ethan Kilmer	1	0	0	1	—	—	0	6
Tony Stewart	1	0	1	0	—	—	0	6
Kelley Washington	1	0	1	0	—	—	0	6
Kenny Watson	1	1	0	0	—	—	0	6
BENGALS	43	14	28	1	40-42	25-30	0	373
OPPONENTS	40	15	24	1	37-38	18-25	0	331

Two-point conversions: None. BENGALS 0-1, OPPONENTS 0-1.

PASSING	ATT	CMP	YDS	CMP%	YDS/ATT	TD	TD%	INT	INT%	LG	SKD-YDS	RAT
Carson Palmer	520	324	4035	62.3	7.76	28	5.4	13	2.5	74t	36-233	93.9
Anthony Wright	3	3	31	100.0	10.33	0	0.0	0	0.0	22	0-0	109.7
BENGALS	523	327	4066	62.5	7.77	28	5.4	13	2.5	74t	36-233	94.1
OPPONENTS	555	349	4029	62.9	7.26	24	4.3	19	3.4	75	35-211	84.9

RUSHING	ATT	YDS	AVG	LG	TD
Rudi Johnson	341	1309	3.8	22t	12
Kenny Watson	25	138	5.5	18	1
Chris Perry	10	57	5.7	18	0
Jeremi Johnson	15	56	3.7	15	1
Carson Palmer	26	37	1.4	11	0
Chad Johnson	6	24	4.0	8	0
Reggie McNeal	1	8	8.0	8	0
T.J. Houshmandzadeh	3	6	2.0	13	0
Tab Perry	2	4	2.0	2	0
Quincy Wilson	2	2	1.0	5	0
Anthony Wright	4	-12	-3.0	-1	0
BENGALS	435	1629	3.7	22t	14
OPPONENTS	448	1863	4.2	41	15

RECEIVING	REC	YDS	AVG	LG	TD
T.J. Houshmandzadeh	90	1081	12.0	40t	9
Chad Johnson	87	1369	15.7	74t	7
Chris Henry	36	605	16.8	71	9
Kenny Watson	23	213	9.3	46	0
Rudi Johnson	23	124	5.4	18	0
Reggie Kelly	21	254	12.1	32	1
Tony Stewart	14	120	8.6	26	1
Kelley Washington	9	115	12.8	22t	1
Chris Perry	9	42	4.7	12	0
Jeremi Johnson	6	37	6.2	17	0
Tab Perry	5	81	16.2	30	0
Antonio Chatman	3	22	7.3	10	0
Glenn Holt	1	3	3.0	3	0
BENGALS	327	4066	12.4	74t	28
OPPONENTS	349	4029	11.5	75	24

INTERCEPTIONS	NO	YDS	AVG	LG	TD
Kevin Kaesviharn	6	24	4.0	22	0
Tory James	4	44	11.0	28	0
Madieu Williams	3	33	11.0	25	0
Brian Simmons	2	5	2.5	5	0
Ethan Kilmer	1	52	52.0	52t	1
Dexter Jackson	1	46	46.0	46	0
Deltha O'Neal	1	42	42.0	42	0
Landon Johnson	1	2	2.0	2	0
BENGALS	19	248	13.1	52t	1
OPPONENTS	13	180	13.8	49t	1

PUNTING	NO	YDS	AVG	NET	TB	IN-20	LG	BLK
Kyle Larson	77	3428	44.5	38.6	11	26	67	0
BENGALS	77	3428	44.5	38.6	11	26	67	0
OPPONENTS	72	3131	43.5	37.4	10	22	65	0

PUNT RETURNS	NO	FC	YDS	AVG	LG	TD
Keiwan Ratliff	27	9	176	6.5	38	0
Antonio Chatman	8	3	53	6.6	19	0
Deltha O'Neal	1	2	10	10.0	10	0
BENGALS	36	14	239	6.6	38	0
OPPONENTS	42	9	236	5.6	43	0

KICKOFF RETURNS	NO	YDS	AVG	LG	TD
Chris Perry	21	412	19.6	36	0
Glenn Holt	17	419	24.6	38	0
Kenny Watson	10	198	19.8	34	0
Antonio Chatman	4	93	23.3	31	0
Tab Perry	4	69	17.3	34	0
Reggie Kelly	2	8	4.0	8	0
Tony Stewart	1	10	10.0	10	0
Keiwan Ratliff	0	0	—	—	0
BENGALS	59	1209	20.5	38	0
OPPONENTS	70	1472	21.0	49	0

FIELD GOALS	1-19	20-29	30-39	40-49	50+
Shayne Graham	0-0	9-9	8-9	6-8	2-4
BENGALS	0-0	9-9	8-9	6-8	2-4
OPPONENTS	0-0	5-6	9-9	4-8	0-2

Shayne Graham: (37G, 42G, 36G), (44N, 37G, 37G), (—), (40G, 45G), (37G, 47G, 62N), (23G), (51G, 26G), (51G, 31G), (51N, 21G, 44G), (21G), (24G), (23G, 27G, 46N), (—), (27G, 30G, 28G), (46G), (34G, 39N).

Opponents: (29G, 51N), (30G), (48B, 37G, 36G), (48N, 24G), (43N), (—), (42G, 40G, 39G), (43G, 25G, 36G, 35G), (—), (24G), (48N), (29N), (51N, 33G), (30G, 44G), (24G), (35G).

USUAL STARTERS

OFFENSE		DEFENSE	
WR	Chad Johnson	LDE	Bryan Robinson
LOT	Andrew Whitworth, Levi Jones	LDT	Sam Adams
		RDT	John Thornton
LG	Eric Steinbach	RDE	Justin Smith
C	Eric Ghiaciuc	SLB	Rashad Jeanty
RG	Bobbie Williams	MLB	Brian Simmons, Ahmad Brooks,
ROT	Willie Anderson		Caleb Miller
TE	Reggie Kelly	WLB	Landon Johnson
WR	T.J. Houshmandzadeh	LCB	Johnathan Joseph, Deltha O'Neal
QB	Carson Palmer	RCB	Tory James
HB	Rudi Johnson	SS	Dexter Jackson, Kevin Kaesviharn
FB	Jeremi Johnson	FS	Madieu Williams

DEFENSE*	ST	AT	TT	SKS-YDS	INT-YDS	PD	FF	FR-YDS
Landon Johnson	73	34	107	0.5-4	1-2	5	3	0-0
Caleb Miller	61	30	91	1-7	0-0	3	1	1-0
Madieu Williams	63	19	82	0-0	3-33	13	1	0-0
Justin Smith	49	31	80	7.5-50.5	0-0	3	1	2-0
Brian Simmons	34	27	61	0-0	2.5	5	1	1-0
Kevin Kaesviharn	46	14	60	4-23	6-24	9	1	0-0
Johnathan Joseph	45	12	57	0-0	0-0	20	0	1-0
Dexter Jackson	39	16	55	1-4	1-46	4	0	1-0
Rashad Jeanty	35	20	55	0-0	0-0	2	1	0-0
Tory James	34	9	43	0-0	4-44	14	0	0-0
John Thornton	28	15	43	2-13	0-0	3	1	1-0
Domata Peko	21	22	43	2.5-19	0-0	0	1	0-0
Bryan Robinson	29	13	42	3-14	0-0	2	1	0-0
Robert Geathers	28	14	42	10.5-62.5	0-0	0	0	0-0
Deltha O'Neal	30	7	37	0-0	1-42	10	0	1-0
Ahmad Brooks	20	9	29	1-6	0-0	2	0	0-0
Keiwan Ratliff	13	4	17	0-0	0-0	2	0	0-0
Sam Adams	10	4	14	2-8	0-0	0	0	0-0
Shaun Smith	6	4	10	0-0	0-0	1	0	0-0
Jonathan Fanene	4	0	4	0-0	0-0	0	0	0-0
Herana-Daze Jones	2	2	4	0-0	0-0	0	0	0-0
Andre Frazier	2	1	3	0-0	0-0	1	0	0-0
Ethan Kilmer	2	1	3	0-0	1-52	1	0	0-0
Marcus Wilkins	1	0	1	0-0	0-0	0	0	0-0
David Pollack	0	1	1	0-0	0-0	0	0	0-0

SPECIAL TEAMS*	ST	AT	TT	FF	FR-YDS	BP	BFG	BXP
Herana-Daze Jones	12	6	18	1	0-0	0	0	0
Ethan Kilmer	12	4	16	0	1-0	0	0	0
Tony Stewart	8	6	14	0	2-0	0	0	0
Marcus Wilkins	8	6	14	0	0-0	0	0	0
Kenny Watson	8	2	10	0	0-0	0	0	0
Andre Frazier	6	4	10	0	0-0	0	0	0
Caleb Miller	5	5	10	0	0-0	0	0	0
Madieu Williams	5	3	8	1	0-0	0	0	0
Landon Johnson	5	1	6	0	0-0	0	0	0
Rashad Jeanty	4	1	5	0	1-0	0	0	0
John Busing	3	1	4	0	0-0	0	0	0
Kevin Kaesviharn	3	1	4	0	0-0	0	0	0
Tab Perry	2	0	2	0	0-0	0	0	0
Kelley Washington	2	0	2	0	0-0	0	0	0
Ahmad Brooks	1	1	2	0	0-0	0	0	0
Glenn Holt	1	1	2	0	0-0	0	0	0
Keiwan Ratliff	1	1	2	0	0-0	0	0	0
Shayne Graham	1	0	1	0	0-0	0	0	0
Greg Brooks	0	1	1	0	0-0	0	0	0
Johnathan Joseph	0	0	0	0	0-0	0	0	1
John Thornton	0	0	0	0	0-0	0	1	0

MISCELLANEOUS DEFENSE*	ST	AT	TT	FF	FR-YDS
Carson Palmer	3	0	3	0	0-0
Eric Steinbach	2	1	3	0	0-0
Eric Ghiaciuc	2	0	2	0	0-0
Jeremi Johnson	2	0	2	0	0-0
Reggie Kelly	2</				

2007 STATISTICS

RECORD: 7-9-0

HEAD COACH: MARVIN LEWIS

DATE	W-L	SCORE	OPPONENT	ATTENDANCE
9-10-07	W	27-20	BALTIMORE	66,093
9-16-07	L	45-51	at Cleveland	72,801
9-23-07	L	21-24	at Seattle	68,110
10-1-07	L	13-34	NEW ENGLAND	66,113
10-7-07			— BYE —	
10-14-07	L	20-27	at Kansas City	76,846
10-21-07	W	38-31	N.Y. JETS	65,868
10-28-07	L	13-24	PITTSBURGH	66,188
11-4-07	L	21-33	at Buffalo	70,745
11-11-07	W	21-7	at Baltimore	71,130
11-18-07	L	27-35	ARIZONA	65,403
11-25-07	W	35-6	TENNESSEE	65,489
12-2-07	L	10-24	at Pittsburgh	58,842
12-9-07	W	19-10	ST. LOUIS	65,143
12-15-07	L	13-20	at San Francisco	68,053
12-23-07	W	19-14	CLEVELAND	66,023
12-30-07	W	38-25	at Miami	70,461

TEAM STATISTICS		BENGALS	OPPONENTS
TOTAL FIRST DOWNS	320	313
Rushing	81	98
Passing	213	200
Penalty	26	15
3rd Down: Made-Att	96-208	86-201
3rd Down Pct.	46.2	42.8
4th Down: Made-Att	4-12	9-17
4th Down Pct.	33.3	52.9
POSSESSION AVG.	29:26	30:34
TOTAL NET YARDS	5568	5580
Avg. Per Game	348.8	348.8
Total Plays	1008	1011
Avg. Per Play	5.5	5.5
NET YARDS RUSHING	1556	1893
Avg. Per Game	97.3	118.3
Total Rushes	416	449
NET YARDS PASSING	4012	3687
Avg. Per Game	250.8	230.4
Sacked-Yards Lost	17-119	22-128
Gross Yards	4131	3815
Att.-Completions	575-373	540-353
Completion Pct.	64.9	65.4
Had Intercepted	20	19
PUNTS-AVG.	59-41.3	58-39.7
Net Punting Avg.	35.2	36.7
PENALTY-YARDS	90-670	88-712
FUMBLES-BALLS LOST	20-10	28-16
TOUCHDOWNS	41	44
Rushing	10	11
Passing	26	29
Returns	5	4

SCORE BY PERIODS	1	2	3	4	OT	PTS
BENGALS	78	109	90	103	0	380
OPPONENTS	64	146	68	107	0	385

SCORING	TD	TD-R	TD-P	TD-R	K-PAT	FG	S	PTS
Shayne Graham	0	0	0	0	37-37	31-34	0	130
T.J. Houshmandzadeh	12	0	12	0	—	—	0	72
Chad Johnson	8	0	8	0	—	—	0	48
Kenny Watson	7	7	0	0	—	—	0	42
Rudi Johnson	4	3	1	0	—	—	0	26
Chris Henry	2	0	2	0	—	—	0	12
Glenn Holt	2	0	1	1	—	—	0	12
Antonio Chatman	1	0	1	0	—	—	0	6
DeDe Dorsey	1	0	0	1	—	—	0	6
Jeremi Johnson	1	0	1	0	—	—	0	6
Landon Johnson	1	0	0	1	—	—	0	6
Johnathan Joseph	1	0	0	1	—	—	0	6
Chinedum Ndukwe	1	0	0	1	—	—	0	6
Lemar Marshall	0	0	0	0	—	—	1	2
Kyle Larson	0	0	0	0	0-1	0-0	0	0
BENGALS	41	10	26	5	37-38	31-34	1	380
OPPONENTS	44	11	29	4	42-42	25-27	0	385

Two-point conversions: Rudi Johnson. BENGALS 1-3, OPPONENTS 2-2.

Fumbles-balls lost: Carson Palmer 5-1, Glenn Holt 3-2, Rudi Johnson 3-2, Kenny Watson 3-2, T.J. Houshmandzadeh 2-1, Chad Johnson 2-1, Tab Perry 1-1, Alex Stepanovich 1-0. BENGALS 20-10, OPPONENTS 28-16.

PASSING	ATT	CMP	YDS	CMP%	YDS/ATT	TD	TD%	INT	INT%	LG	SKD-YDS	RAT
Carson Palmer	575	373	4131	64.9	7.18	26	4.5	20	3.5	70t	17-119	86.7
BENGALS	575	373	4131	64.9	7.18	26	4.5	20	3.5	70t	17-119	86.7
OPPONENTS	540	353	3815	65.4	7.06	29	5.4	19	3.5	73	22-128	89.2

RUSHING	ATT	YDS	AVG	LG	TD
Kenny Watson	178	763	4.3	24	7
Rudi Johnson	170	497	2.9	22	3
DeDe Dorsey	21	183	8.7	45	0
Chad Johnson	6	47	7.8	16	0
Jeremi Johnson	7	25	3.6	12	0
T.J. Houshmandzadeh	5	14	2.8	8	0
Carson Palmer	24	10	0.4	10	0
Tab Perry	1	9	9.0	9	0
Antonio Chatman	1	5	5.0	5	0
Glenn Holt	2	2	1.0	1	0
Skyler Green	1	1	1.0	1	0
BENGALS	416	1556	3.7	45	10
OPPONENTS	449	1893	4.2	66t	11

RECEIVING	REC	YDS	AVG	LG	TD
T.J. Houshmandzadeh	112	1143	10.2	42t	12
Chad Johnson	93	1440	15.5	70t	8
Kenny Watson	52	374	7.2	43	0
Chris Henry	21	343	16.3	52t	2
Reggie Kelly	20	211	10.6	26	0
Antonio Chatman	19	149	7.8	15	1
Glenn Holt	16	143	8.9	22	1
Rudi Johnson	13	110	8.5	33	1
Daniel Coats	12	122	10.2	25	0
Jeremi Johnson	6	32	5.3	14	1
DeDe Dorsey	4	19	4.8	17	0
Skyler Green	3	33	11.0	18	0
Tab Perry	1	7	7.0	7	0
Marcus Maxwell	1	5	5.0	5	0
BENGALS	373	4131	11.1	70t	26
OPPONENTS	353	3815	10.8	73	29

INTERCEPTIONS	NO	YDS	AVG	LG	TD
Leon Hall	5	16	3.2	12	0
Johnathan Joseph	4	76	19.0	42t	1
Chinedum Ndukwe	3	44	14.7	44	0
Madieu Williams	2	40	20.0	35	0
Dexter Jackson	2	7	3.5	7	0
Robert Geathers	1	30	30.0	30	0
Deltha O'Neal	1	7	7.0	7	0
Michael Myers	1	0	0.0	0	0
BENGALS	19	220	11.6	44	1
OPPONENTS	20	294	14.7	55t	3

PUNTING	NO	YDS	AVG	NET	TB	IN-20	LG	BLK
Kyle Larson	59	2437	41.3	35.2	3	21	55	0
BENGALS	59	2437	41.3	35.2	3	21	55	0
OPPONENTS	58	2302	39.7	36.7	2	20	58	1

PUNT RETURNS	NO	FC	YDS	AVG	LG	TD
Antonio Chatman	18	8	93	5.2	19	0
Skyler Green	9	10	38	4.2	9	0
BENGALS	27	18	131	4.9	19	0
OPPONENTS	33	10	299	9.1	63t	1

KICKOFF RETURNS	NO	YDS	AVG	LG	TD
Glenn Holt	59f	1432	24.3	100t	1
Tab Perry	7	145	20.7	26	0
Reggie Kelly	3f	38	12.7	15	0
Antonio Chatman	2	49	24.5	34	0
DeDe Dorsey	2	20	10.0	20	0
BENGALS	73	1684	23.1	100t	1
OPPONENTS	76	1732	22.8	85	0

FIELD GOALS	1-19	20-29	30-39	40-49	50+
Shayne Graham	1-1	11-12	13-13	6-7	0-1
BENGALS	1-1	11-12	13-13	6-7	0-1
OPPONENTS	1-1	11-11	9-9	3-4	1-2

Shayne Graham: (53N, 23G, 40G), (20G), (43G, 24G), (40G, 48G), (33G, 36G), (20G), (31G, 20G), (—), (34G, 19G, 22G, 35G, 35G, 21G, 33G), (41G, 38G), (26N), (43N, 24G), (27G, 38G, 32G, 46G), (24G, 35G), (29G, 38G), (30G).

Opponents: (36G, 23G), (39G, 39G, 18G), (23G), (31G, 36G), (32G, 20G), (24G, 35G, 43G), (40G), (23G, 21G, 29G, 38G), (—), (54N), (28G, 23G), (21G), (40N, 50G), (29G, 38G), (—), (49G).

USUAL STARTERS

OFFENSE		DEFENSE	
WR	Chad Johnson	LDE	Robert Geathers
LOT	Levi Jones	LDT	Domata Peko
LG	Andrew Whitworth	RDT	John Thornton
C	Eric Ghiaciuc	RDE	Justin Smith
RG	Bobbie Williams	SLB	Rashad Jeanty
ROT	Stacy Andrews, Willie Anderson	MLB	Landon Johnson, Anthony Schlegel
TE	Reggie Kelly	WLB	Dhani Jones
WR	T.J. Houshmandzadeh		Landon Johnson
QB	Carson Palmer	LCB	Deltha O'Neal, Johnathan Joseph
HB	Rudi Johnson, Kenny Watson	RCB	Leon Hall, Johnathan Joseph
FB	Jeremi Johnson		Dexter Jackson, Madieu Williams

DEFENSE*	ST	AT	TT	SKS-YDS	INT-YDS	PD	FF	FR-YDS
Landon Johnson	66	38	104	1-8	0-0	4	0	2-34
Dhani Jones	56	30	86	1-2	0-0	3	2	0-0
Justin Smith	49	29	78	2-6	0-0	3	0	0-0
Dexter Jackson	43	28	71	0.5-3.5	2-7	3	1	2-19
Madieu Williams	57	13	70	2-4	2-4	7	1	1-2
Leon Hall	48	13	61	0-0	5-16	12	1	0-0
Johnathan Joseph	45	13	58	0-0	4-76	15	0	0-0
Deltha O'Neal	48	4	52	0-0	1-7	9	1	1-0
Domata Peko	36	16	52	1.5-3.5	0-0	1	0	1-0
Robert Geathers	25	22	47	3.5-26	1-30	3	1	1-0
Chinedum Ndukwe	27	8	35	2-15	3-44	6	1	1-54
Michael Myers	20	13	33	1-4	1-0	2	0	0-0
John Thornton	24	8	32	1-6	0-0	1	0	1-0
Rashad Jeanty	21	10	31	0-0	0-0	1	1	2-0
Anthony Schlegel	16	13	29	0-0	0-0	0	0	0-0
Bryan Robinson	13	7	20	1.5-11	0-0	2	1	0-0
Marvin White	10	3	13	0-0	0-0	4	0	0-0
Caleb Miller	7	1	8	0-0	0-0	3	0	0-0
Frostee Rucker	7	1	8	0-0	0-0	1	1	1-0
Lemar Marshall	5	2	7	1-6	0-0	1	1	0-0
Blue Adams	6	0	6	1-7	0-0	0	0	0-0
Ahmad Brooks	5	1	6	1-7	0-0	1	0	0-0
Jonathan Fanene	4	1	5	1-8	0-0	1	0	1-0
John Busing	3	1	4	0-0	0-0	0	0	0-0
Herana-Daze Jones	3	1	4	0-0	0-0	0	0	0-0
Corey Mays	0	3	3	0-0	0-0	1	0	0-0
David Jones	1	0	1	0-0	0-0	0	0	0-0
Keiwan Ratliff	1	0	1	0-0	0-0	0	0	0-0
(team)	—	—	—	1-11	—	—	—	—

SPECIAL TEAMS*	ST	AT	TT	FF	FR-YDS	BP	BFG	BXP
Herana-Daze Jones	13	2	15	0	0-0	0	0	0
Corey Mays	5	6	11	0	0-0	0	0	0
John Busing	7	3	10	0	0-0	0	0	0
Leon Hall	8	1	9	0	0-0	0	0	0
Blue Adams	7	2	9	0	0-0	0	0	0
Chinedum Ndukwe	7	2	9	2	0-0	0	0	0
Rashad Jeanty	5	2	7	1	0-0	0	0	0
Marvin White	5	2	7	0	1-0	0	0	0
Daniel Coats	6	0	6	0	0-0	0	0	0
Roy Manning	4	2	6	0	0-0	0	0	0
Landon Johnson	5	0	5	0	0-0	0	0	0
Johnathan Joseph	4	0	4	0	0-0	0	0	0
Caleb Miller	4	0	4	0	0-0	0	0	0
Madieu Williams	1	3	4	0	0-0	0	0	0
Clifton Dawson	3	0	3	0	0-0	0	0	0
Dhani Jones	2	1	3	0	0-0	0	0	0
Anthony Schlegel	1	2	3	0	0-0	0	0	0
Jim Maxwell	0	3						

2008 STATISTICS

RECORD: 4-11-1

HEAD COACH: MARVIN LEWIS

DATE	W-L	SCORE	OPPONENT	ATTENDANCE
9-7-08	L	10-17	at Baltimore	70,978
9-14-08	L	7-24	TENNESSEE	64,540
9-21-08	L	23-26 (OT)	at N.Y. Giants	79,276
9-28-08	L	12-20	CLEVELAND	65,541
10-5-08	L	22-31	at Dallas	62,655
10-12-08	L	14-26	at N.Y. Jets	78,161
10-19-08	L	10-38	PITTSBURGH	65,860
10-26-08	L	6-35	at Houston	70,112
11-2-08	W	21-19	JACKSONVILLE	64,238
11-9-08			— BYE —	
11-16-08	T	13-13 (OT)	PHILADELPHIA	64,633
11-20-08	L	10-27	at Pittsburgh	59,854
11-30-08	L	3-34	BALTIMORE	63,871
12-7-08	L	3-35	at Indianapolis	66,402
12-14-08	W	20-13	WASHINGTON	63,996
12-21-08	W	14-0	at Cleveland	72,361
12-28-08	W	16-6	KANSAS CITY	63,984

TEAM STATISTICS	BENGALS	OPPONENTS
TOTAL FIRST DOWNS	245	296
Rushing	80	106
Passing	145	169
Penalty	20	21
3rd Down: Made-Att	82-236	93-218
3rd Down Pct.	34.7	42.7
4th Down: Made-Att	7-14	5-11
4th Down Pct.	50.0	45.5
POSSESSION AVG.	28:40	31:20
TOTAL NET YARDS	3926	5208
Avg. Per Game	245.4	325.5
Total Plays	984	1013
Avg. Per Play	4.0	5.1
NET YARDS RUSHING	1520	1921
Avg. Per Game	95.0	120.1
Total Rushes	420	490
NET YARDS PASSING	2406	3287
Avg. Per Game	150.4	205.4
Sacked-Yards Lost	51-271	17-122
Gross Yards	2677	3409
Att.-Completions	513-303	506-315
Completion Pct.	59.1	62.3
Had Intercepted	15	12
PUNTS-AVG.	101-39.1	79-43.6
Net Punting Avg.	34.1	37.6
PENALTY-TIES-YARDS	75-591	102-772
FUMBLES-BALLS LOST	27-11	20-12
TOUCHDOWNS	20	43
Rushing	6	15
Passing	11	23
Returns	3	5

SCORE BY PERIODS	1	2	3	4	OT	PTS
BENGALS	51	92	20	41	0	204
OPPONENTS	54	94	82	131	3	364

SCORING	TD	TD-R	TD-P	TD-R	K-PAT	FG	S	PTS
Shayne Graham	0	0	0	0	15-15	21-24	0	78
T.J. Houshmandzadeh	4	0	4	0	—	—	0	24
Chad Johnson	4	0	4	0	—	—	0	24
Cedric Benson	2	2	0	0	—	—	0	12
Ryan Fitzpatrick	2	2	0	0	—	—	0	12
Chris Henry	2	2	0	0	—	—	0	12
Chris Perry	2	2	0	0	—	—	0	12
Leon Hall	1	0	0	1	—	—	0	6
Glenn Holt	1	0	1	0	—	—	0	6
Johnathan Joseph	1	0	0	1	—	—	0	6
Chinedum Ndukwe	1	0	0	1	—	—	0	6
Dave Rayner	0	0	0	0	3-3	1-1	0	6
BENGALS	20	6	11	3	18-18	22-25	0	204
OPPONENTS	43	15	23	5	40-40	22-23	0	364

Two-point conversions: None. BENGALS 0-2, OPPONENTS 0-3.

Fumbles-lost: Ryan Fitzpatrick 11-5, Chris Perry 5-3, Eric Ghiaciuc 4-0, Cedric Benson 2-1, Carson Palmer 2-0, Antonio Chatman 1-1, Glenn Holt 1-1, Ben Utecht 1-0. BENGALS 27-11, OPPONENTS 20-12.

PASSING	ATT	CMP	YDS	CMP%	YDS/ATT	TD	TD%	INT	INT%	LG	SKD-YDS	RAT
Ryan Fitzpatrick	372	221	1905	59.4	5.12	8	2.2	9	2.4	79	38-193	70.0
Carson Palmer	129	75	731	58.1	5.67	3	2.3	4	3.1	36	11-67	69.0
Jordan Palmer	12	7	41	58.3	3.42	0	0.0	2	16.7	13	2-11	25.3
BENGALS	513	303	2677	59.1	5.22	11	2.1	15	2.9	79	51-271	68.0
OPPONENTS	506	315	3409	62.3	6.74	23	4.5	12	2.4	70t	17-122	87.3

RUSHING	ATT	YDS	AVG	LG	TD
Cedric Benson	214	747	3.5	46	2
Ryan Fitzpatrick	60	304	5.1	22	2
Chris Perry	104	269	2.6	25t	2
Kenny Watson	13	55	4.2	7	0
Andre Caldwell	5	53	10.6	26	0
Carson Palmer	6	38	6.3	15	0
James Johnson	9	29	3.2	12	0
T.J. Houshmandzadeh	1	9	9.0	9	0
DeDe Dorsey	5	8	1.6	7	0
Antonio Chatman	2	4	2.0	2	0
Jordan Palmer	1	4	4.0	4	0
BENGALS	420	1520	3.6	46	6
OPPONENTS	490	1921	3.9	51	15

RECEIVING	REC	YDS	AVG	LG	TD
T.J. Houshmandzadeh	92	904	9.8	46	4
Chad Johnson	53	540	10.2	26	4
Reggie Kelly	31	207	6.7	31	0
Antonio Chatman	21	194	9.2	25	0
Cedric Benson	20	185	9.3	79	0
Chris Perry	20	71	3.6	12	0
Chris Henry	19	220	11.6	22	2
Ben Utecht	16	123	7.7	14	0
Andre Caldwell	11	78	7.1	15	0
James Johnson	6	47	7.8	16	0
Glenn Holt	3	26	8.7	10t	1
Kenny Watson	3	4	1.3	3	0
DeDe Dorsey	2	49	24.5	36	0
Daniel Coats	2	19	9.5	11	0
Nate Lawrie	2	11	5.5	7	0
Jerome Simpson	1	2	2.0	2	0
Ryan Fitzpatrick	1	-3	-3.0	-3	0
BENGALS	303	2677	8.8	79	11
OPPONENTS	315	3409	10.8	70t	23

INTERCEPTIONS	NO	YDS	AVG	LG	TD
Leon Hall	3	87	29.0	50t	1
Brandon Johnson	2	35	17.5	35	0
Keith Rivers	1	39	39.0	39	0
Chris Crocker	1	22	22.0	22	0
Johnathan Joseph	1	22	22.0	22	0
Dhani Jones	1	13	13.0	13	0
Chinedum Ndukwe	1	12	12.0	12	0
Corey Lynch	1	6	6.0	6	0
Marvin White	1	0	0.0	0	0
BENGALS	12	236	19.7	50t	1
OPPONENTS	15	279	18.6	85t	2

PUNTING	NO	YDS	AVG	NET	TB	IN-20	LG	BLK
Kyle Larson	100	3945	39.5	34.1	3	28	57	1
BENGALS	101	3945	39.1	34.1	3	28	57	1
OPPONENTS	79	3443	43.6	37.6	11	22	70	0

PUNT RETURNS	NO	FC	YDS	AVG	LG	TD
Antonio Chatman	21	5	158	7.5	34	0
T.J. Houshmandzadeh	8	2	79	9.9	15	0
Leon Hall	3	0	16	5.3	12	0
BENGALS	32	7	253	7.9	34	0
OPPONENTS	48	22	436	9.1	73t	1

KICKOFF RETURNS	NO	YDS	AVG	LG	TD
Glenn Holt	46	1110	24.1	60	0
Andre Caldwell	13	338	26.0	43	0
Kenny Watson	4	63	15.8	24	0
Daniel Coats	1	18	18.0	18	0
Leon Hall	1	1	1.0	1	0
James Johnson	1	13	13.0	13	0
Jerome Simpson	1	8	8.0	8	0
Daniel Coats	0f	0	—	—	0
BENGALS	67	1551	23.1	60	0
OPPONENTS	47	1059	22.5	87	0

FIELD GOALS	1-19	20-29	30-39	40-49	50+
Shayne Graham	1-1	5-5	6-7	9-11	0-0
Dave Rayner	0-0	1-1	0-0	0-0	0-0
BENGALS	1-1	6-6	6-7	9-11	0-0
OPPONENTS	0-0	12-12	6-6	3-4	1-1

Shayne Graham: (43G), (37N), (22G, 30G, 21G), (42G, 45G), (41G, 31G, 40G), (—), (—), (43G, 32G), (—), (20G, 41G, 47N), (26G), (21G), (19G), (32G, 45G), (48N), (38G, 30G, 43G).

Dave Rayner: (—), (—), (—), (—), (—), (—), (26G), (—), (—), (—), (—), (—), (—), (—), (—), (—).

Opponents: (47N, 21G), (34G), (24G, 46G, 26G, 22G), (25G, 29G), (30G), (38G, 43G), (21G), (—), (52G, 26G), (42G, 27G), (37G, 38G), (27G, 21G), (—), (23G, 36G), (—), (—).

USUAL STARTERS

OFFENSE		DEFENSE	
WR	Chad Johnson	LDE	Robert Geathers
LOT	Levi Jones	LDT	Domata Peko
	Anthony Collins	RDT	John Thornton
LG	Andrew Whitworth		Pat Sims
	Nate Livings	RDE	Antwan Odum
C	Eric Ghiaciuc	SLB	Rashad Jeanty
RG	Bobbie Williams	MLB	Dhani Jones
ROT	Stacy Andrews	WLB	Brandon Johnson
TE	Reggie Kelly		Keith Rivers
WR	T.J. Houshmandzadeh	LCB	Johnathan Joseph
QB	Ryan Fitzpatrick		David Jones
HB	Cedric Benson	RCB	Leon Hall
	Chris Perry	SS	Chinedum Ndukwe
FB	(no player started more than 4 games)	FS	Marvin White, Chris Crocker

DEFENSE*	ST	AT	TT	SKS-YDS	INT-YDS	PD	FF	FR-YDS
Dhani Jones	73	41	114	0-0	1-13	8	1	1-0
Rashad Jeanty	54	32	86	0-0	0-0	2	2	0-0
Brandon Johnson	42	35	77	1.5-4.5	2-35	4	0	0-0
Leon Hall	57	14	71	0-0	3-87	24	0	1-0
Marvin White	52	15	67	0-0	1-0	4	0	0-0
Domata Peko	29	38	67	0.5-0.5	0-0	2	0	0-0
Chinedum Ndukwe	42	21	63	3-25	1-12	4	0	1-15
Johnathan Joseph	31	11	42	0-0	1-22	13	1	1-65
David Jones	33	5	38	0-0	0-0	6	0	1-12
Robert Geathers	22	16	38	2.5-19.5	0-0	1	1	1-0
Keith Rivers	24	12	36	0-0	1-39	1	1	0-0
Pat Sims	22	13	35	1-2	0-0	0	0	0-0
Chris Crocker	25	9	34	1.5-10.5	1-22	2	1	0-0
Jonathan Fanene	21	10	31	0-0	0-0	0	0	0-0
John Thornton	24	6	30	3-25	0-0	2	0	0-0
Antwan Odum	19	7	26	3-28	0-0	2	2	0-0
Frostee Rucker	15	8	23	1-7	0-0	1	2	1-6
Dexter Jackson	14	7	21	0-0	0-0	1	0	0-0
Jamar Fletcher	13	2	15	0-0	0-0	3	0	1-0
Kyries Hebert	8	7	15	0-0	0-0	0	0	1-0
Orien Harris	4	10	14	0-0	0-0	0	0	0-0
Darryl Blackstock	7	6	13	0-0	0-0	0	0	0-0
Simeon Castille	5	2	7	0-0	0-0	1	0	0-0
Corey Mays	3	2	5	0-0	0-0	0	1	1-0
Jason Shirley	2	2	4	0-0	0-0	0	0	0-0
Corey Lynch	3	0	3	0-0	1-6	1	0	0-0
Mike Doss	1	1	2	0-0	0-0	1	0	0-0
Eric Henderson	1	1	2	0-0	0-0	0	0	0-0
John Busing	1	0	1	0-0	0-0	0	0	0-0

SPECIAL TEAMS*	ST	AT	TT	FF	FR-YDS	BP	BFG	BXP
Kyries Hebert	14	7	21	0	0-0	0	0	0
Rashad Jeanty	9	4	13	0	1-0	0	0	0
Corey Mays	8	3	11	0	0-0	0	0	0
Brad St. Louis	6	2	8	0	0-0	0	0	0
Darryl Blackstock	3	4	7	0	0-0	0	0	0
Brandon Johnson	4	2	6	0	0-0	0	0	0
Corey Lynch	2	4	6	0	0-0	0	0	0
John Busing	3	2	5	0	0-0	0	0	0
David Jones	3	2	5	0	0-0	0	0	0
Leon Hall	4	0	4	0	0-0	0	0	0
Herana-Daze Jones	4	0	4	0				

2009 STATISTICS

RECORD: 10-6-0

HEAD COACH: MARVIN LEWIS

(BENGALS WON AFC NORTH DIVISION; SEE POSTSEASON PORTION OF TEAM HISTORY SECTION FOR POSTSEASON STATS)

DATE	W-L	SCORE	OPPONENT	ATTENDANCE
9-13-09	L	7-12	DENVER	62,831
9-20-09	W	31-24	at Green Bay	70,678
9-27-09	W	23-20	PITTSBURGH	64,538
10-4-09	W	23-20 (OT)	at Cleveland	69,844
10-11-09	W	17-14	at Baltimore	71,161
10-18-09	L	17-28	HOUSTON	64,019
10-25-09	W	45-10	CHICAGO	64,900
11-1-09		— BYE —		
11-8-09	W	17-7	BALTIMORE	64,313
11-15-09	W	18-12	at Pittsburgh	65,392
11-22-09	L	17-20	at Oakland	34,112
11-29-09	W	16-7	CLEVELAND	64,553
12-6-09	W	23-13	DETROIT	62,545
12-13-09	L	10-30	at Minnesota	63,854
12-20-09	L	24-27	at San Diego	68,889
12-27-09	W	17-10	KANSAS CITY	64,333
1-3-10	L	0-37	at N.Y. Jets	79,106

TEAM STATISTICS		BENGALS	OPPONENTS
TOTAL FIRST DOWNS		295	276
Rushing		109	95
Passing		159	165
Penalty		27	16
3rd Down: Made-Att		93-229	81-210
3rd Down Pct.		40.6	38.6
4th Down: Made-Att		10-14	7-15
4th Down Pct.		71.4	46.7
POSSESSION AVG.		31:59	28:01
TOTAL NET YARDS		4946	4822
Avg. Per Game		309.1	301.4
Total Plays		1011	980
Avg. Per Play		4.9	4.9
NET YARDS RUSHING		2056	1573
Avg. Per Game		128.5	98.3
Total Rushes		505	399
NET YARDS PASSING		2890	3249
Avg. Per Game		180.6	203.1
Sacked-Yards Lost		29-244	34-237
Gross Yards		3134	3486
Att.-Completions		477-286	547-318
Completion Pct.		60.0	58.1
Had Intercepted		13	19
PUNTS-AVG.		86-43.2	83-43.9
Net Punting Avg.		36.3	35.3
PENALTIES-YARDS		114-863	99-767
FUMBLES-BALLS LOST		24-12	17-6
TOUCHDOWNS		34	32
Rushing		9	12
Passing		21	18
Returns		4	2

SCORE BY PERIODS	1	2	3	4	OT	PTS
BENGALS	61	118	49	74	3	305
OPPONENTS	55	96	61	79	0	291

SCORING	TD	TD-R	TD-P	TD-Rt	K-PAT	FG	S	PTS
Shayne Graham	0	0	0	0	28-29	23-28	0	97
Chad Johnson	9	0	9	0	—	—	0	54
Cedric Benson	6	6	0	0	—	—	0	36
Laveranues Coles	5	0	5	0	—	—	0	30
Carson Palmer	3	3	0	0	—	—	0	20
Andre Caldwell	3	0	3	0	—	—	0	18
J.P. Foschi	2	0	2	0	—	—	0	12
Chris Henry	2	0	2	0	—	—	0	12
Jonathán Fanene	1	0	0	1	—	—	0	6
Robert Geathers	1	0	0	1	—	—	0	6
Johnathan Joseph	1	0	0	1	—	—	0	6
Bernard Scott	1	0	0	1	—	—	0	6
Brian Leonard	0	0	0	0	—	—	0	2
BENGALS	34	9	21	4	28-29	23-28	0	305
OPPONENTS	32	12	18	2	30-30	23-29	0	291

Two-point conversions: Brian Leonard, Carson Palmer.
BENGALS 2-5, OPPONENTS 0-2.

Fumbles-lost: Carson Palmer 6-2, Andre Caldwell 4-2, Chad Johnson 2-2, J.T. O'Sullivan 2-2, Daniel Coats 2-1, Quan Cosby 2-0, J.P. Foschi 1-1, Jeremi Johnson 1-1, Brian Leonard 1-1, Cedric Benson 1-0, Kevin Huber 1-0, Bernard Scott 1-0. BENGALS 24-12, OPPONENTS 17-6.

PASSING	ATT	CMP	YDS	CMP%	YDS/ATT	TD	TD%	INT	INT%	LG	SKD-YDS	RAT
Carson Palmer	466	282	3094	60.5	6.64	21	4.5	13	2.8	73	26-213	83.6
J.T. O'Sullivan	11	4	40	36.4	3.64	0	0.0	0	0.0	16	3-31	47.5
BENGALS	477	286	3134	60.0	6.57	21	4.4	13	2.7	73	29-244	82.7
OPPONENTS	547	318	3486	58.1	6.37	18	3.3	19	3.5	87	34-237	73.6

RUSHING	ATT	YDS	AVG	LG	TD
Cedric Benson	301	1251	4.2	42	6
Bernard Scott	74	321	4.3	61	0
Larry Johnson	46	204	4.4	27	0
Carson Palmer	39	93	2.4	15	3
Brian Leonard	27	84	3.1	11	0
Chad Johnson	3	32	10.7	26	0
Andre Caldwell	3	22	7.3	15	0
Chris Crocker	1	21	21.0	21	0
J.T. O'Sullivan	3	12	4.0	6	0
Laveranues Coles	2	10	5.0	8	0
Jeremi Johnson	4	8	2.0	4	0
Kevin Huber	1	0	0.0	0	0
Quan Cosby	1	-2	-2.0	-2	0
BENGALS	505	2056	4.1	61	9
OPPONENTS	399	1573	3.9	57	12

RECEIVING	REC	YDS	AVG	LG	TD
Chad Johnson	72	1047	14.5	50	9
Andre Caldwell	51	432	8.5	24	3
Laveranues Coles	43	514	12.0	40	5
Brian Leonard	30	217	7.2	18	0
J.P. Foschi	27	260	9.6	27	2
Cedric Benson	17	111	6.5	19	0
Daniel Coats	16	150	9.4	23	0
Chris Henry	12	236	19.7	73	2
Jeremi Johnson	6	41	6.8	9	0
Bernard Scott	5	67	13.4	23	0
Quan Cosby	4	55	13.8	23	0
Larry Johnson	3	4	1.3	6	0
BENGALS	286	3134	11.0	73	21
OPPONENTS	318	3486	11.0	87	18

INTERCEPTIONS	NO	YDS	AVG	LG	TD
Johnathan Joseph	6	92	15.3	32	1
Leon Hall	6	47	7.8	26	0
Chris Crocker	2	38	19.0	20	0
Jonathán Fanene	1	45	45.0	45	1
Frostee Rucker	1	26	26.0	26	0
Chinedum Ndukwe	1	9	9.0	9	0
Tom Nelson	1	2	2.0	2	0
Keith Rivers	1	0	0.0	0	0
BENGALS	19	259	13.6	45	2
OPPONENTS	13	184	14.2	52	2

PUNTING	NO	YDS	AVG	NET	TB	IN-20	LG	BLK
Kevin Huber	86	3713	43.2	36.3	10	24	61	0
BENGALS	86	3713	43.2	36.3	10	24	61	0
OPPONENTS	83	3641	43.9	35.3	12	25	66	0

PUNT RETURNS	NO	FC	YDS	AVG	LG	TD
Quan Cosby	40	19	474	11.9	60	0
BENGALS	40	19	474	11.9	60	0
OPPONENTS	39	15	393	10.1	50	0

KICKOFF RETURNS	NO	YDS	AVG	LG	TD
Andre Caldwell	29	539	18.6	39	0
Bernard Scott	16	504	31.5	96	1
Quan Cosby	13	239	18.4	31	0
Brian Leonard	2	38	19.0	24	0
Laveranues Coles	1	14	14.0	14	0
Leon Hall	1	22	22.0	22	0
Daniel Coats	0	0	—	—	0
BENGALS	62	1356	21.9	96	1
OPPONENTS	58	1289	22.2	58	0

FIELD GOALS	1-19	20-29	30-39	40-49	50+
Shayne Graham	0-0	10-11	8-10	3-3	2-4
BENGALS	0-0	10-11	8-10	3-3	2-4
OPPONENTS	1-1	6-7	8-9	5-5	3-7

Shayne Graham: (-), (40G), (34G, 52N), (23B, 31G), (32B, 32G), (50G), (29G), (23G), (51N, 23G, 32G, 32G, 43G), (37N, 25G), (37G, 53G, 28G), (44G, 39G, 23G), (22G), (26G, 25G, 34G), (29G), (-).
Opponents: (48G, 50G), (55N, 45G), (19G, 24G, 52N), (26G, 31G), (-), (28B), (22G), (38N), (28G, 33G, 35G, 34G), (57N, 52G, 33G), (-), (55N), (41G, 23G, 44G), (33G, 52G), (30G), (20G, 39G, 40G).

USUAL STARTERS

OFFENSE		DEFENSE	
WR	Chad Johnson	LDE	Robert Geathers
LOT	Andrew Whitworth	LDT	Domata Peko
LG	Nate Livings, Evan Mathis	RDT	Tank Johnson
C	Kyle Cook	RDE	Jonathán Fanene, Antwan Odum
RG	Bobbie Williams	SLB	Rey Mualuga
ROT	Dennis Roland, Anthony Collins	MLB	Dhani Jones
TE	Daniel Coats, J.P. Foschi	WLB	Keith Rivers
WR	Laveranues Coles	LCB	Johnathan Joseph
QB	Carson Palmer	RCB	Leon Hall
HB	Cedric Benson	SS	Chinedum Ndukwe
FB	Jeremi Johnson	FS	Chris Crocker

DEFENSE*	ST	AT	TT	SKS-YDS	INT-YDS	PD	FF	FR-YDS
Dhani Jones	77	36	113	3.5-26	0-0	4	1	2-0
Chinedum Ndukwe	60	25	85	2-18.5	1-9	5	0	0-0
Keith Rivers	45	26	71	1-8	1-0	2	0	0-0
Johnathan Joseph	58	11	69	0-0	6-92	20	1	0-0
Leon Hall	52	13	65	0-0	6-47	24	2	0-0
Rey Mualuga	35	24	59	1-8	0-0	2	2	0-0
Chris Crocker	39	10	49	0-0	2-38	9	1	0-0
Brandon Johnson	31	16	47	1.5-11.5	0-0	4	0	1-0
Robert Geathers	21	15	36	3.5-28.5	0-0	3	1	2-113
Jonathán Fanene	18	18	36	6-33	1-45	2	0	0-0
Pat Sims	19	15	34	0.5-2.5	0-0	0	0	1-0
Tank Johnson	16	13	29	2-7	0-0	1	0	0-0
Roy Williams	17	9	26	0-0	0-0	2	0	0-0
Domata Peko	12	11	23	0-0	0-0	1	0	0-0
Tom Nelson	18	4	22	0-0	1-2	2	0	0-0
Morgan Trent	18	4	22	1-7	0-0	4	0	0-0
Antwan Odum	18	1	19	8-51	0-0	2	0	0-0
Frostee Rucker	7	6	13	1-10	1-26	2	0	0-0
Michael Johnson	7	5	12	3-26	0-0	5	0	0-0
Rashad Jeanty	8	1	9	0-0	0-0	0	0	0-0
Kyries Hebert	7	2	9	0-0	0-0	0	0	0-0
Shaun Smith	3	5	8	0-0	0-0	0	0	0-0
Orien Harris	5	2	7	0-0	0-0	0	0	0-0
David Jones	3	2	5	0-0	0-0	1	0	0-0
Abdul Hodge	2	3	5	0-0	0-0	0	0	0-0
Rico Murray	1	0	1	0-0	0-0	0	0	0-0
Geoffrey Pope	0	0	0	0-0	0-0	1	0	0-0

SPECIAL TEAMS*	ST	AT	TT	FF	FR-YDS	BP	BFG	BXP
Abdul Hodge	10	1	11	1	0-0	0	0	0
Brandon Johnson	9	2	11	0	0-0	0	0	0
Kyries Hebert	7	4	11	0	0-0	0	0	0
Rashad Jeanty	5	5	10	0	0-0	0	0	0
Brian Leonard	7	1	8	0	0-0	0	0	0
Dan Skuta	6	2	8	0	0-0	0	0	0
Leon Hall	6	0	6	0	0-0	0	0	0
David Jones	4	2	6	0	0-0	0	0	0
Maurice Purify	4	2	6	0	0-0	0	0	0
Morgan Trent	4	2	6	0	0-0	0	0	0
Michael Johnson	4	1	5	0	0-0	0	0	0
Rey Mualuga	4	0	4	1	0-0	0	0	0
Chinedum Ndukwe	3	1	4	0	0-0	0	0	0
Quan Cosby	2	1	3	0	0-0	0	0	0
Tom Nelson	2	1	3	0	0-0	0	0	0
Shayne Graham	2	0	2	0	0-0	0	0	0
Kevin Huber	2	0	2	0	0-0	0	0	0
Bernard Scott	2	0	2	0	0-0	0	0	0
Roy Williams	2	0	2	0	0-0	0	0	0

2010 STATISTICS

RECORD: 4-12-0

HEAD COACH: MARVIN LEWIS

DATE	W-L	SCORE	OPPONENT	ATTENDANCE
9-12-10	L	24-38	at New England	68,756
9-19-10	W	15-10	BALTIMORE	64,071
9-26-10	W	20-7	at Carolina	72,887
10-3-10	L	20-23	at Cleveland	66,731
10-10-10	L	21-24	TAMPA BAY	63,888
10-17-10			— BYE —	
10-24-10	L	32-39	at Atlanta	67,665
10-31-10	L	14-22	MIAMI	63,179
11-8-10	L	21-27	PITTSBURGH	65,626
11-14-10	L	17-23	at Indianapolis	67,404
11-21-10	L	31-49	BUFFALO	55,654
11-25-10	L	10-26	at N.Y. Jets	78,903
12-5-10	L	30-34	NEW ORLEANS	59,963
12-12-10	L	7-23	at Pittsburgh	57,501
12-19-10	W	19-17	CLEVELAND	56,342
12-26-10	W	34-20	SAN DIEGO	54,194
1-2-11	L	7-13	at Baltimore	71,088

TEAM STATISTICS		BENGALS	OPPONENTS
TOTAL FIRST DOWNS		317	290
Rushing		85	97
Passing		206	170
Penalty		26	23
3rd Down: Made-Att		87-224	75-198
3rd Down Pct.		38.8	37.9
4th Down: Made-Att		13-19	2-7
4th Down Pct.		68.4	28.6
POSSESSION AVG.		31:14	28:46
TOTAL NET YARDS		5289	5312
Avg. Per Game		330.6	332.0
Total Plays		1046	957
Avg. Per Play		5.1	5.6
NET YARDS RUSHING		1522	1843
Avg. Per Game		95.1	115.2
Total Rushes		428	416
NET YARDS PASSING		3767	3469
Avg. Per Game		235.4	216.8
Sacked-Yards Lost		28-221	27-179
Gross Yards		3988	3648
Att.-Completions		590-365	514-326
Completion Pct.		61.9	63.4
Had Intercepted		20	16
PUNTS-AVG.		72-41.6	76-41.3
Net Punting Avg.		38.2	36.6
PENALTY-YARDS		90-725	95-776
FUMBLES-BALLS LOST		21-14	20-10
TOUCHDOWNS		36	44
Rushing		8	15
Passing		26	21
Returns		2	8

SCORE BY PERIODS	1	2	3	4	OT	PTS
BENGALS	45	102	57	118	0	322
OPPONENTS	63	113	93	126	0	395

SCORING	TD	TD-R	TD-P	TD-R	K-PAT	FG	S	PTS
Mike Nugent	0	0	0	0	17-17	15-19	0	62
Terrell Owens	9	0	9	0	—	—	0	54
Cedric Benson	8	7	1	0	—	—	0	50
Clint Stitser	0	0	0	0	8-10	7-8	0	29
Jermaine Gresham	4	0	4	0	—	—	0	26
Chad Johnson	4	0	4	0	—	—	0	24
Jordan Shipley	3	0	3	0	—	—	0	18
Jerome Simpson	3	0	3	0	—	—	0	18
Aaron Pettrey	0	0	0	0	5-5	2-4	0	11
Adam Jones	1	0	0	1	—	—	0	6
Johnathan Joseph	1	0	0	1	—	—	0	6
Brian Leonard	1	0	1	0	—	—	0	6
Bernard Scott	1	1	0	0	—	—	0	6
Andrew Whitworth	1	0	1	0	—	—	0	6
BENGALS	36	8	26	2	30-32	24-31	0	322
OPPONENTS	44	15	21	8	43-43	28-33	1	395

Two-point conversions: Cedric Benson, Jermaine Gresham. BENGALS 2-4, OPPONENTS 1-1.

Fumbles-lost: Cedric Benson 7-5, Carson Palmer 7-3, Jerome Simpson 2-2, Jermaine Gresham 2-1, Andre Caldwell 1-1, Reggie Nelson 1-1, Bernard Scott 1-1. BENGALS 21-14, OPPONENTS 20-10.

PASSING	ATT	CMP	YDS	CMP%	YDS/ATT	TD	TD%	INT	INT%	LG	SKD-YDS	RAT
Carson Palmer	586	362	3970	61.8	6.77	26	4.4	20	3.4	78t	26-201	82.4
Jordan Palmer	3	3	18	100.0	6.00	0	0.0	0	0.0	7	2-20	91.7
Chad Johnson	1	0	0	0.0	0.00	0	0.0	0	0.0	—	0-0	39.6
BENGALS	590	365	3988	61.9	6.76	26	4.4	20	3.4	78t	28-221	82.4
OPPONENTS	514	326	3648	63.4	7.10	21	4.1	16	3.1	54	27-179	85.2

RUSHING	ATT	YDS	AVG	LG	TD
Cedric Benson	321	1111	3.5	26	7
Bernard Scott	61	299	4.9	18	1
Brian Leonard	9	61	6.8	42	0
Carson Palmer	32	50	1.6	9	0
Jerome Simpson	1	2	2.0	2	0
Cedric Peerman	2	1	0.5	1	0
Chris Pressley	1	0	0.0	0	0
Andre Caldwell	1	-2	-2.0	-2	0
BENGALS	428	1522	3.6	42	8
OPPONENTS	416	1843	4.4	61	15

RECEIVING	REC	YDS	AVG	LG	TD
Terrell Owens	72	983	13.7	78t	9
Chad Johnson	67	831	12.4	42	4
Jordan Shipley	52	600	11.5	64t	3
Jermaine Gresham	52	471	9.1	27	4
Cedric Benson	28	178	6.4	24	1
Andre Caldwell	25	345	13.8	53	0
Jerome Simpson	20	277	13.9	59t	3
Brian Leonard	20	137	6.9	20	1
Bernard Scott	11	60	5.5	25	0
Reggie Kelly	10	42	4.2	9	0
Chase Coffman	3	30	10.0	14	0
Quan Cosby	2	16	8.0	11	0
Cedric Peerman	1	11	11.0	11	0
Chris Pressley	1	6	6.0	6	0
Andrew Whitworth	1	1	1.0	1t	1
BENGALS	365	3988	10.9	78t	26
OPPONENTS	326	3648	11.2	54	21

INTERCEPTIONS	NO	YDS	AVG	LG	TD
Leon Hall	4	19	4.8	22	0
Johnathan Joseph	3	38	12.7	21t	1
Reggie Nelson	2	63	31.5	56	0
Rey Mauluga	2	58	29.0	47	0
Brandon Johnson	1	12	12.0	12	0
Adam Jones	1	10	10.0	10	0
Chinedum Ndukwe	1	0	0.0	0	0
Morgan Trent	1	0	0.0	0	0
Roy Williams	1	0	0.0	0	0
BENGALS	16	200	12.5	56	1
OPPONENTS	20	424	21.2	59t	5

PUNTING	NO	YDS	AVG	NET	TB	IN-20	LG	BLK
Kevin Huber	71	2992	42.1	38.2	6	28	72	1
BENGALS	72	2992	41.6	38.2	6	28	72	1
OPPONENTS	76	3137	41.3	36.6	5	29	61	0

PUNT RETURNS	NO	FC	YDS	AVG	LG	TD
Quan Cosby	30	21	225	7.5	20	0
Adam Jones	5	0	33	6.6	27	0
Andre Caldwell	1	0	0	0.0	0	0
BENGALS	36	21	258	7.2	27	0
OPPONENTS	26	14	124	4.8	20	0

KICKOFF RETURNS	NO	YDS	AVG	LG	TD
Bernard Scott	56	1257	22.4	60	0
Adam Jones	7	134	19.1	29	0
Andre Caldwell	3	79	26.3	32	0
Quan Cosby	3	44	14.7	18	0
Leon Hall	1	29	29.0	29	0
Reggie Kelly	1	8	8.0	8	0
BENGALS	71	1551	21.8	60	0
OPPONENTS	64	1504	23.5	97t	2

FIELD GOALS	1-19	20-29	30-39	40-49	50+
Mike Nugent	0-0	5-5	7-7	1-3	2-4
Clint Stitser	0-0	4-5	2-2	1-1	0-0
Aaron Pettrey	1-1	1-2	0-0	0-1	0-0
BENGALS	1-1	10-12	9-9	2-5	2-4
OPPONENTS	0-0	12-12	8-9	6-9	2-3

Mike Nugent: (54G), (36G, 30G, 46G, 38G, 25G), (33G, 50G), (24G, 44B, 25G), (31G, 35G), (20G, 53N, 33G), (—), (51N, 45N), (27G), (—), (—), (—), (—), (—), (—), (—).

Aaron Pettrey: (—), (—), (—), (—), (—), (—), (—), (—), (—), (—), (—), (—), (—), (19G, 43N), (27N, 28G), (—), (—), (—), (—), (—).

Clint Stitser: (—), (—), (—), (—), (—), (—), (—), (—), (—), (—), (—), (—), (—), (—), (29G, 23G, 47G), (—), (25G, 39G, 34G, 20G), (—), (29N).

Opponents: (32G, 47N, 56N), (38G), (—), (30G, 31G, 22G), (31G), (45G), (38G, 42G, 24G, 54G, 31G), (25G, 53G, 46N), (28G, 47G, 23G), (33N), (27G, 44N), (48G, 24G), (23G, 35G, 41G), (23G), (20G, 28G), (25G, 47G).

USUAL STARTERS

OFFENSE		DEFENSE	
WR	Chad Johnson	LDE	Robert Geathers
LOT	Andrew Whitworth	NT	Domata Peko
LG	Nate Livings	DT	Pat Sims
C	Kyle Cook		Tank Johnson
RG	Bobbie Williams	RDE	Michael Johnson
ROT	Dennis Roland	SLB	Rey Mauluga
TE	Jermaine Gresham	MLB	Dhani Jones
TE	Reggie Kelly	WLB	Keith Rivers
WR	Terrell Owens	LCB	Johnathan Joseph
QB	Carson Palmer	RCB	Leon Hall
HB	Cedric Benson	SS	Roy Williams
		FS	Chris Crocker

DEFENSE*	ST	AT	TT	SKS-YDS	INT	PD	FF	FR-YDS
Dhani Jones	86	39	125	1-9	0-0	2	1	0-0
Keith Rivers	51	24	75	1-5	0-0	2	0	0-0
Rey Mauluga	44	31	75	1-10	2-58	2	0	0-0
Roy Williams	37	21	58	1-3	1-0	1	0	3-1
Chinedum Ndukwe	37	18	55	0-5.4	1-0	3	0	1-0
Reggie Nelson	31	18	49	0-0	2-63	7	2	0-0
Johnathan Joseph	37	5	42	0-0	3-38	8	0	0-0
Domata Peko	24	18	42	0-5.4	0-0	1	0	0-0
Chris Crocker	29	12	41	2-8	0-0	5	2	0-0
Leon Hall	29	10	39	0-0	4-19	11	2	0-0
Michael Johnson	25	9	34	2-5.10	0-0	4	0	0-0
Robert Geathers	22	11	33	1-9	0-0	2	1	1-5
Brandon Johnson	16	16	32	0-0.5	1-12	3	0	0-0
Pat Sims	19	12	31	2-5.20	0-0	1	0	0-0
Carlos Dunlap	19	5	24	9.5-77.5	0-0	3	0	1-0
Morgan Trent	18	5	23	0-0	1-0	3	0	1-0
Frostee Rucker	8	9	17	1-8	0-0	1	0	0-0
Geno Atkins	10	6	16	3-11	0-0	1	0	0-0
Jonathan Wade	12	2	14	0-0	0-0	2	0	0-0
Adam Jones	11	3	14	0-0	1-10	3	1	1-59
Rico Murray	11	1	12	0-0	0-0	3	0	0-0
Keiwan Ratliff	6	6	12	0-0	0-0	0	0	0-0
Tank Johnson	5	5	10	0-0	0-0	0	0	0-0
Tom Nelson	4	2	6	0-0	0-0	0	0	0-0
Antwan Odum	3	1	4	0-0	0-0	1	0	0-0
Clinton McDonald	2	2	4	0-0	0-0	0	0	0-0
Brandon Ghee	2	0	2	0-0	0-0	0	0	0-0
Fred Bennett	1	0	1	0-0	0-0	0	0	0-0
Jonathan Faneno	0	1	1	0-0	0-0	0	0	0-0
Rodrick Muckelroy	0	1	0	0-0	0-0	0	0	0-0
Dan Skuta	0	1	1	0-0	0-0	0	0	0-0

SPECIAL TEAMS*	ST	AT	TT	FF	FR-YDS	BP	BFG	BXP
Dan Skuta	11	4	15	1	0-0	0	0	0
Quan Cosby	6	3	9	0	0-0	0	0	0
Rodrick Muckelroy	4	5	9	2	0-0	0	0	0
Brandon Ghee	7	0	7	0	0-0	0	0	0
Reggie Nelson	4	2	6	0	0-0	0	0	0
Cedric Peerman	4	2	6	0	0-0	0	0	0
Brandon Johnson	3	3	6	0	0-0	0	0	0
Leon Hall	4	1	5	0	0-0			

2011 STATISTICS

RECORD: 9-7-0

HEAD COACH: MARVIN LEWIS

(BENGALS WERE WILD CARD QUALIFIER; SEE POSTSEASON PORTION OF TEAM HISTORY SECTION FOR POSTSEASON STATS)

DATE	W-L	SCORE	OPPONENT	ATTENDANCE
9-11-11	W	27-17	at Cleveland	67,321
9-18-11	L	22-24	at Denver	73,281
9-25-11	L	8-13	SAN FRANCISCO	43,363
10-2-11	W	23-20	BUFFALO	41,142
10-9-11	W	30-20	at Jacksonville	61,799
10-16-11	W	27-17	INDIANAPOLIS	52,068
10-23-11			— BYE —	
10-30-11	W	34-12	at Seattle	66,004
11-6-11	W	24-17	at Tennessee	69,143
11-13-11	L	17-24	PITTSBURGH	63,262
11-20-11	L	24-31	at Baltimore	71,320
11-27-11	W	23-20	CLEVELAND	48,260
12-4-11	L	7-35	at Pittsburgh	63,697
12-11-11	L	19-20	HOUSTON	41,202
12-18-11	W	20-13	at St. Louis	56,431
12-24-11	W	23-16	ARIZONA	41,273
1-1-12	L	16-24	BALTIMORE	63,439

TEAM STATISTICS	BENGALS	OPPONENTS
TOTAL FIRST DOWNS	285	284
Rushing	93	94
Passing	160	170
Penalty	32	20
3rd Down: Made-Att	80-219	78-220
3rd Down Pct.	36.5	35.5
4th Down: Made-Att	4-10	4-11
4th Down Pct.	40.0	36.4
POSSESSION AVG.	30:19	29:41
TOTAL NET YARDS	5118	5060
Avg. Per Game	319.9	316.3
Total Plays	1015	1009
Avg. Per Play	5.0	5.0
NET YARDS RUSHING	1778	1675
Avg. Per Game	111.1	104.7
Total Rushes	455	425
NET YARDS PASSING	3340	3385
Avg. Per Game	208.8	211.6
Sacked-Yards Lost	25-167	45-277
Gross Yards	3507	3662
Att.-Completions	535-308	539-319
Completion Pct.	57.6	59.2
Had Intercepted	14	10
PUNTS-AVG.	91-44.2	98-46.6
Net Punting Avg.	39.2	38.9
PENALTIES-YARDS	99-874	101-878
FUMBLES-BALLS LOST	17-8	26-12
TOUCHDOWNS	35	37
Rushing	14	14
Passing	21	21
Returns	4	2

SCORE BY PERIODS	1	2	3	4	OT	PTS
BENGALS	83	59	86	116	0	344
OPPONENTS	51	132	50	90	0	323

SCORING	TD	TD-R	TD-P	TD-Rt	K-PAT	FG	S	PTS
Mike Nugent	0	0	0	0	33-34	33-38	0	132
A.J. Green	7	0	7	0	—	—	0	42
Cedric Benson	6	6	0	0	—	—	0	36
Jermaine Gresham	6	0	6	0	—	—	0	36
Jerome Simpson	4	0	4	0	—	—	0	24
Andre Caldwell	3	0	3	0	—	—	0	18
Bernard Scott	3	3	0	0	—	—	0	18
Geno Atkins	1	0	0	1	—	—	0	6
Colin Cochart	1	0	1	0	—	—	0	6
Andy Dalton	1	1	0	0	—	—	0	6
Carlos Dunlap	1	0	0	1	—	—	0	6
Reggie Nelson	1	0	0	1	—	—	0	6
Brandon Tate	1	0	0	1	—	—	0	6
(team)	—	—	—	—	—	—	1	2
BENGALS	35	10	21	4	33-34	33-38	1	344
OPPONENTS	37	14	21	2	35-35	22-27	0	323

Two-point conversions: None. BENGALS 0-1 (0-0 R, 0-1 P), OPPONENTS 0-2 (0-1 R, 0-1 P).

Fumbles-lost: Cedric Benson 5-2, Andy Dalton 4-2, Brandon Tate 3-1, Geno Atkins 1-1, Nate Clements 1-1, Jermaine Gresham 1-1, A.J. Green 1-0, Jordan Shipley 1-0. BENGALS 17-8, OPPONENTS 26-12.

PASSING	ATT	CMP	YDS	CMP%	YDS/ATT	TD	TD%	INT	INT%	LG	SKD-YDS	RAT
Andy Dalton	516	300	3398	58.1	6.59	20	3.9	13	2.5	84	24-160	80.4
Bruce Gradkowski	18	8	109	44.4	6.06	1	5.6	1	5.6	41t	1-7	59.7
Bernard Scott	1	0	0	0.0	0.00	0	0.0	0	0.0	—	0-0	39.6
BENGALS	535	308	3507	57.6	6.56	21	3.9	14	2.6	84	25-167	79.6
OPPONENTS	539	319	3662	59.2	6.79	21	3.9	10	1.9	74t	45-277	85.0

RUSHING	ATT	YDS	AVG	LG	TD
Cedric Benson	273	1067	3.9	42	6
Bernard Scott	112	380	3.4	25t	3
Andy Dalton	37	152	4.1	17	1
Brian Leonard	17	85	5.0	14	0
A.J. Green	5	53	10.6	22	0
Andrew Hawkins	5	25	5.0	8	0
Cedric Peerman	3	15	5.0	11	0
Bruce Gradkowski	3	1	0.3	1	0
BENGALS	455	1778	3.9	42	10
OPPONENTS	425	1675	3.9	70t	14

RECEIVING	REC	YDS	AVG	LG	TD
A.J. Green	65	1057	16.3	58	7
Jermaine Gresham	56	596	10.6	31	6
Jerome Simpson	50	725	14.5	84	4
Andre Caldwell	37	317	8.6	49t	3
Andrew Hawkins	23	263	11.4	26	0
Brian Leonard	22	210	9.5	37	0
Cedric Benson	15	82	5.5	11	0
Bernard Scott	13	38	2.9	14	0
Donald Lee	11	115	10.5	26	0
Colin Cochart	5	44	8.8	25	1
Ryan Whalen	4	27	6.8	13	0
Jordan Shipley	4	14	3.5	5	0
Chris Pressley	3	19	6.3	9	0
BENGALS	308	3507	11.4	84	21
OPPONENTS	319	3662	11.5	74t	21

INTERCEPTIONS	NO	YDS	AVG	LG	TD
Reggie Nelson	4	115	28.8	75t	1
Leon Hall	2	15	7.5	15	0
Nate Clements	2	5	2.5	7	0
Rey Mauluga	1	2	2.0	2	0
Michael Johnson	1	0	0.0	0	0
BENGALS	10	137	13.7	75t	1
OPPONENTS	14	159	11.4	43t	1

PUNTING	NO	YDS	AVG	NET	TB	IN-20	LG	BLK
Kevin Huber	91	4023	44.2	39.2	9	24	71	0
BENGALS	91	4023	44.2	39.2	9	24	71	0
OPPONENTS	98	4562	46.6	38.9	7	23	65	0

PUNT RETURNS	NO	FC	YDS	AVG	LG	TD
Brandon Tate	51	17	543	10.6	56t	1
Adam Jones	2	0	67	33.5	63	0
Nate Clements	0	1	0	—	—	0
BENGALS	53	18	610	11.5	63t	1
OPPONENTS	38	26	273	7.2	60t	1

KICKOFF RETURNS	NO	YDS	AVG	LG	TD		
Brandon Tate	42	998	23.8	45	0		
Nate Clements	1	4	4.0	4	0		
Cedric Peerman	1	10	10.0	10	0		
Bernard Scott	1	26	26.0	26	0		
Adam Jones	0	^12	—	—	—	12	0
BENGALS	45	1026	22.8	45	0		
OPPONENTS	44	916	20.8	51	0		

FIELD GOALS	1-19	20-29	30-39	40-49	50+
Mike Nugent	0-0	14-14	5-8	14-16	0-0
BENGALS	0-0	14-14	5-8	14-16	0-0
OPPONENTS	1-1	8-8	4-4	7-9	2-5

Mike Nugent: (24G, 47G), (45G, 37G, 23G), (22G, 23G), (31G, 21G, 43G), (47G), (20G, 43G, 43WR), (34G, 48G), (36G), (43G), (27G), (23G, 40G, 26G), (33B), (22G, 47G, 49G, 28G), (21G, 41G), (24G, 35WR, 48WR, 41G, 32G), (46G, 36WR, 46G, 23G).

Opponents: (20G), (34G), (23G, 53G), (43G, 23G), (19G, 20G), (46G, 52B), (47G, 25G), (43G), (39G), (22G), (32G, 54G, 55SH), (50WR), (46G, 47WR, 33G), (45WR, 26G, 43G), (29G), (42G).

USUAL STARTERS

OFFENSE	DEFENSE
WR Jerome Simpson	LDE Robert Geathers
LOT Andrew Whitworth	NT Domata Peko
LG Nate Livings	DT Geno Atkins
C Kyle Cook	RDE Frostee Rucker
RG Bobbie Williams	SLB Manny Lawson
ROT Andre Smith	MLB Rey Mauluga
TE Jermaine Gresham	WLB Thomas Howard
WR A.J. Green	LCB Nate Clements
QB Andy Dalton	RCB Leon Hall
HB Cedric Benson	Adam Jones
FB Chris Pressley	Chris Crocker
	SS Reggie Nelson

DEFENSE*	ST	AT	TT	SKS-YDS	INT-YDS	PD	FF	FR-YDS
Thomas Howard	64	35	99	1-4	0-0	3	2	0-0
Rey Mauluga	53	35	88	0-0	1-2	2	3	1-0
Reggie Nelson	57	25	82	2-16	4-115	12	2	0-0
Domata Peko	34	32	66	2.5-19	0-0	1	1	1-0
Chris Crocker	45	16	61	3.5-14	0-0	5	1	0-0
Nate Clements	49	6	55	1-8	2-5	12	2	2-0
Manny Lawson	30	21	51	1.5-6	0-0	4	0	0-0
Geno Atkins	26	21	47	7.5-37.5	0-0	3	2	2-19
Frostee Rucker	32	12	44	4-24	0-0	2	0	0-0
Michael Johnson	28	14	42	6-39.5	1-0	5	1	1-0
Leon Hall	29	3	32	0-0	2-15	7	0	1-10
Kelly Jennings	24	7	31	1-2	0-0	5	0	0-0
Robert Geathers	10	19	29	2.5-8	0-0	1	0	0-0
Adam Jones	26	2	28	0-0	0-0	6	0	0-0
Brandon Johnson	16	10	26	0-0	0-0	3	0	0-0
Jonathan Fanene	17	7	24	6.5-48	0-0	1	0	2-0
Gibril Wilson	12	11	23	0-0	0-0	0	1	1-0
Carlos Dunlap	11	12	23	4.5-42	0-0	3	0	1-35
Pat Sims	11	9	20	1-5	0-0	0	0	0-0
Dan Skuta	9	11	20	0.5-4	0-0	0	1	0-0
Morgan Trent	3	2	5	0-0	0-0	0	0	0-0
Taylor Mays	1	3	4	0-0	0-0	1	0	0-0
Nick Hayden	2	0	2	0-0	0-0	0	0	0-0
Jeremy Miles	2	0	2	0-0	0-0	0	0	0-0

SPECIAL TEAMS*	ST	AT	TT	FF	FR-YDS	BP	BFG	BXP
Jeremy Miles	13	1	14	0	0-0	0	0	0
Cedric Peerman	9	3	12	0	0-0	0	0	0
Dan Skuta	7	4	11	0	0-0	0	0	0
Gibril Wilson	9	1	10	0	0-0	0	0	0
Brian Leonard	6	1	7	0	0-0	0	0	0
Taylor Mays	6	0	6	0	0-0	0	0	0
Vincent Rey	6	0	6	0	0-0	0	0	0
Brandon Johnson	4	1	5	1	0-0	0	0	0
Andrew Hawkins	2	2	4	0	0-0	0	0	0
Reggie Nelson	2	1	3	0	0-0	0	0	0
Clark Harris	1	2	3	0	0-0	0	0	0
Kelly Jennings	2	0	2	0	0-0	0	0	0
Andre Caldwell	1	0	1	0	0-0	0	0	0
Colin Cochart	1	0	1	0	0-0	0	0	0
Manny Lawson	1	0	1	0	0-0	0	0	0
Rico Murray	1	0	1	0	0-0	0	0	0
Morgan Trent	1	0	1	0	0-0	0	0	0
Brandon Ghee	0	1	1	0	0-0	0	0	0
Nate Clements	0	0	0	0	0-0	0	1	0

MISCELLANEOUS DEFENSE*	ST	AT	TT	FF	FR-YDS
Andre Caldwell	2	0	2	0	0-0
Andy Dalton	2	0	2	0	0-0
A.J. Green	2	0	2	0	0-0
Jermaine Gresham	2	0	2	0	0-0
Nate Livings	2	0	2	0	0-0
Jerome Simpson	2	0	2	0	0-0
Andre Smith	2	0	2	0	0-0
Cedric Benson	1	1	2	0	0-0
Andrew Hawkins	1	0	1	0	0-0
Cedric Peerman	1	0	1	0	0-0
Andrew Whitworth	1	0	1	0	0-0
Bobbie Williams	0	1	1	0	0-0

* NOTE: All defensive statistics above are press box statistics produced at the games.

2012 STATISTICS

RECORD: 10-6-0

HEAD COACH: MARVIN LEWIS

(BENGALS WERE WILD CARD QUALIFIER; SEE POSTSEASON PORTION OF TEAM HISTORY SECTION FOR POSTSEASON STATS)

DATE	W-L	SCORE	OPPONENT	ATTENDANCE
9-10-12	L	13-44	at Baltimore	71,064
9-16-12	W	34-27	CLEVELAND	63,036
9-23-12	W	38-31	at Washington	80,060
9-30-12	W	27-10	at Jacksonville	63,030
10-7-12	L	13-17	MIAMI	61,162
10-14-12	L	24-34	at Cleveland	67,060
10-21-12	L	17-24	PITTSBURGH	63,411
10-28-12			— BYE —	
11-4-12	L	23-31	DENVER	63,623
11-11-12	W	31-13	N.Y. GIANTS	56,614
11-18-12	W	28-6	at Kansas City	63,336
11-25-12	W	34-10	OAKLAND	56,503
12-2-12	W	20-13	at San Diego	54,980
12-9-12	L	19-20	DALLAS	63,590
12-13-12	W	34-13	at Philadelphia	69,144
12-23-12	W	13-10	at Pittsburgh	63,236
12-30-12	W	23-17	BALTIMORE	61,565

TEAM STATISTICS

	BENGALS	OPPONENTS
TOTAL FIRST DOWNS	292	307
Rushing	95	99
Passing	173	183
Penalty	24	25
3rd Down: Made-Att	74-217	79-219
3rd Down Pct.	34.1	36.1
4th Down: Made-Att	11-16	5-12
4th Down Pct.	68.8	41.7
POSSESSION AVG.	30:26	29:34
TOTAL NET YARDS	5323	5115
Avg. Per Game	332.7	319.7
Total Plays	1016	1034
Avg. Per Play	5.2	4.9
NET YARDS RUSHING	1745	1715
Avg. Per Game	109.1	107.2
Total Rushes	430	423
NET YARDS PASSING	3578	3400
Avg. Per Game	223.6	212.5
Sacked-Yards Lost	46-229	51-361
Gross Yards	3807	3761
Att.-Completions	540-335	560-346
Completion Pct.	62.0	61.8
Had Intercepted	16	14
PUNTS-AVG.	76-46.6	86-44.4
Net Punting Avg.	42.0	36.8
PENALTIES-YARDS	99-857	90-779
FUMBLES-BALLS LOST	19-10	26-16
TOUCHDOWNS	43	34
Rushing	11	13
Passing	28	16
Returns	4	5

SCORE BY PERIODS

	1	2	3	4	OT	PTS
BENGALS	113	104	63	111	0	391
OPPONENTS	42	102	80	96	0	320

SCORING

	TD	TD-R	TD-P	TD-Rt	K-PAT	FG	S	PTS
Mike Nugent	0	0	0	0	35-35	19-23	0	92
A.J. Green	11	0	11	0	—	—	0	66
Josh Brown	0	0	0	0	8-8	11-12	0	41
BenJarvus Green-Ellis	6	0	0	0	—	—	0	36
Jermaine Gresham	5	0	5	0	—	—	0	30
Andy Dalton	4	4	0	0	—	—	0	24
Andrew Hawkins	4	0	4	0	—	—	0	24
Mohamed Sanu	4	0	4	0	—	—	0	24
Armon Binns	1	0	1	0	—	—	0	6
Carlos Dunlap	1	0	0	1	—	—	0	6
Wallace Gilberry	1	0	0	1	—	—	0	6
Leon Hall	1	0	0	1	—	—	0	6
Adam Jones	1	0	0	1	—	—	0	6
Marvin Jones	1	0	0	1	—	—	0	6
Cedric Peerman	1	1	0	0	—	—	0	6
Chris Pressley	1	0	1	0	—	—	0	6
Brandon Tate	1	0	1	0	—	—	0	6
BENGALS	43	11	28	4	43-43	30-35	0	391
OPPONENTS	34	13	16	5	33-33	27-32	0	320

Two-point conversions: None. BENGALS 0-0 (0-0 R, 0-0 P), OPPONENTS 1-1 (0-0 R, 1-1 P).

Fumbles-lost: Andy Dalton 4-4, Brandon Tate 4-1, BenJarvus Green-Ellis 3-2, A.J. Green 2-1, Jermaine Gresham 2-1, Armon Binns 1-1, Bruce Gradkowski 1-0, Andrew Hawkins 1-0, Trevor Robinson 1-0. BENGALS 19-10, OPPONENTS 26-16.

PASSING

	ATT	CMP	YDS	CMP%	YDS/ATT	TD	TD%	INT	INT%	LG	SKD-YDS	RAT
Andy Dalton	528	329	3669	62.3	6.95	27	5.1	16	3.0	59t	46-229	87.4
Bruce Gradkowski	11	5	65	45.5	5.91	0	0.0	0	0.0	44	0-0	64.6
Mohamed Sanu	1	1	73	100.0	73.00	1	100.0	0	0.0	73t	0-0	158.3
BENGALS	540	335	3807	62.0	7.05	28	5.2	16	3.0	73t	46-229	88.1
OPPONENTS	560	346	3761	61.8	6.72	16	2.9	14	2.5	71t	51-361	80.7

RUSHING

	ATT	YDS	AVG	LG	TD
BenJarvus Green-Ellis	278	1094	3.9	48	6
Cedric Peerman	36	258	7.2	48	1
Andy Dalton	47	120	2.6	17	4
Brian Leonard	33	106	3.2	11	0
Marvin Jones	3	47	15.7	37	0
A.J. Green	4	38	9.5	20	0
Bernard Scott	8	35	4.4	29	0
Andrew Hawkins	6	30	5.0	11	0
Mohamed Sanu	5	15	3.0	7	0
Daniel Herron	4	5	1.3	6	0
Brandon Tate	1	0	0.0	0	0
Kevin Huber	1	-1	-1.0	-1	0
Bruce Gradkowski	4	-2	-0.5	0	0
BENGALS	430	1745	4.1	48	11
OPPONENTS	423	1715	4.1	32t	13

RECEIVING

	REC	YDS	AVG	LG	TD
A.J. Green	97	1350	13.9	73t	11
Jermaine Gresham	64	737	11.5	55t	5
Andrew Hawkins	51	533	10.5	59t	4
BenJarvus Green-Ellis	22	104	4.7	13	0
Armon Binns	18	210	11.7	48t	1
Marvin Jones	18	201	11.2	23	1
Mohamed Sanu	16	154	9.6	34	4
Brandon Tate	13	211	16.2	44t	1
Brian Leonard	11	67	6.1	16	0
Cedric Peerman	9	85	9.4	16	0
Orson Charles	8	101	12.6	25	0
Ryan Whalen	7	53	7.6	10	0
Chris Pressley	1	1	1.0	1t	1
BENGALS	335	3807	11.4	73t	28
OPPONENTS	346	3761	10.9	71t	16

INTERCEPTIONS

	NO	YDS	AVG	LG	TD
Chris Crocker	3	52	17.3	29	0
Reggie Nelson	3	10	3.3	10	0
Leon Hall	2	61	30.5	44	1
Terence Newman	2	0	0.0	0	0
Nate Clements	1	21	21.0	21	0
Carlos Dunlap	1	14	14.0	14t	1
Michael Johnson	1	3	3.0	3	0
Pat Sims	1	3	3.0	3	0
BENGALS	14	164	11.7	44	2
OPPONENTS	16	187	11.7	37	4

PUNTING

	NO	YDS	AVG	NET	TB	IN-20	LG	BLK
Kevin Huber	76	3540	46.6	42.0	7	33	69	0
BENGALS	76	3540	46.6	42.0	7	33	69	0
OPPONENTS	86	3816	44.4	36.8	8	22	68	1

PUNT RETURNS

	NO	FC	YDS	AVG	LG	TD
Adam Jones	26	0	301	11.6	81t	1
Brandon Tate	21	11	187	8.9	32	0
BENGALS	47	11	488	10.4	81t	1
OPPONENTS	27	14	210	7.8	60	0

KICKOFF RETURNS

	NO	YDS	AVG	LG	TD
Brandon Tate	32	795	24.8	45	0
Adam Jones	3	64	21.3	31	0
Orson Charles	2	17	8.5	10	0
Cedric Peerman	2	37	18.5	19	0
Chris Pressley	2	15	7.5	8	0
BENGALS	41	928	22.6	45	0
OPPONENTS	60	1468	24.5	105t	1

FIELD GOALS

	1-19	20-29	30-39	40-49	50+
Mike Nugent	2-2	5-5	5-5	6-9	1-2
Josh Brown	0-0	3-3	4-4	3-3	1-2
BENGALS	2-2	8-8	9-9	9-12	2-4
OPPONENTS	1-1	6-7	7-7	11-12	2-5

Mike Nugent: (34G, 19G), (39G, 37G), (47G), (35G, 35G), (42G, 24G, 41WR), (44G), (48G), (28G, 46WR, 49G, 41G), (28G), (50WL), (48WR, 55G, 20G), (19G, 24G), (—), (—), (—), (—).

Josh Brown: (—), (—), (—), (—), (—), (—), (—), (—), (—), (—), (—), (—), (25G, 33G, 25G, 52G), (24G, 32G), (41G, 56SH, 43G), (47G, 32G, 38G).

Opponents: (46G, 40G, 39G), (50G, 25G), (36G), (21G), (46G, 53WL), (41G, 38G), (42G, 47G, 42G), (43G), (23G, 31G), (34G, 33G), (55G), (20G, 19G, 54HRU), (37G, 40G), (22G, 20G), (24WL, 40G, 53SH), (45WL, 49G).

USUAL STARTERS

OFFENSE		DEFENSE	
WR	Marvin Jones	LDE	Robert Geathers
	Armon Binns	NT	Domata Peko
LOT	Andrew Whitworth	DT	Geno Atkins
LG	Clint Boling	RDE	Michael Johnson
C	Jeff Faine	SLB	Manny Lawson
	Trevor Robinson	MLB	Ray Mauluga
RG	Kevin Zeitler	WLB	Vontaze Burfict
ROT	Andre Smith	LCB	Terence Newman
TE	Jermaine Gresham	RCB	Leon Hall
WR	A.J. Green	SS	Chris Crocker
QB	Andy Dalton	FS	Reggie Nelson
HB	BenJarvus Green-Ellis		
FB	Chris Pressley		
	Orson Charles (2nd TE)		

DEFENSE*

	ST	AT	TT	SKS-YDS	INT-YDS	PD	FF	FR-YDS
Vontaze Burfict	73	54	127	1-11	0-0	2	0	1-0
Ray Mauluga	62	60	122	1-0	0-0	4	0	1-0
Reggie Nelson	54	29	83	1-8	3-10	9	2	0-0
Terence Newman	52	21	73	0-0	2-0	10	1	2-8
Geno Atkins	39	15	54	12.5-90	0-0	2	4	0-0
Domata Peko	23	30	53	2-14	0-0	3	0	1-0
Michael Johnson	35	17	52	11.5-71	1-3	2	0	1-0
Nate Clements	30	21	51	0-0	1-21	5	1	0-0
Carlos Dunlap	34	7	41	6-55	1-14	3	4	3-2
Chris Crocker	29	12	41	0-0	3-52	5	0	1-12
Manny Lawson	29	9	38	2-16	0-0	1	1	0-0
Adam Jones	32	5	37	1-6	0-0	9	1	0-0
Leon Hall	23	14	37	0-0	2-61</			

2013 STATISTICS

RECORD: 11-5-0

HEAD COACH: MARVIN LEWIS

(BENGALS WON AFC NORTH DIVISION; SEE POSTSEASON PORTION OF TEAM HISTORY SECTION FOR POSTSEASON STATS)

DATE	W-L	SCORE	OPPONENT	ATTENDANCE
9-8-13	L	21-24	at Chicago	62,213
9-16-13	W	20-10	PITTSBURGH	64,585
9-22-13	W	34-30	GREEN BAY	64,633
9-29-13	L	6-17	at CLEVELAND	71,481
10-6-13	W	13-6	NEW ENGLAND	64,259
10-13-13	W	27-24 (OT)	at Buffalo	67,739
10-20-13	W	27-24	at Detroit	63,207
10-27-13	W	49-9	N.Y. JETS	62,576
10-31-13	L	20-22 (OT)	at Miami	52,388
11-10-13	L	17-20 (OT)	at Baltimore	70,992
11-17-13	W	41-20	CLEVELAND	63,856
11-24-13		— BYE —		
12-1-13	W	17-10	at San Diego	61,536
12-8-13	W	42-28	INDIANAPOLIS	62,507
12-15-13	L	20-30	at Pittsburgh	45,873
12-22-13	W	42-14	MINNESOTA	61,555
12-29-13	W	34-17	BALTIMORE	62,406

TEAM STATISTICS		BENGALS	OPPONENTS
TOTAL FIRST DOWNS		330	282
Rushing		101	72
Passing		205	178
Penalty		24	32
3rd Down: Made-Att		92-225	74-225
3rd Down Pct.		40.9	32.9
4th Down: Made-Att		12-21	5-16
4th Down Pct.		57.1	31.3
POSSESSION AVG.		31:58	28:02
TOTAL NET YARDS		5891	4888
Avg. Per Game		368.2	305.5
Total Plays		1097	1042
Avg. Per Play		5.4	4.7
NET YARDS RUSHING		1755	1544
Avg. Per Game		109.7	96.5
Total Rushes		481	385
NET YARDS PASSING		4136	3344
Avg. Per Game		258.5	209.0
Sacked-Yards Lost		29-182	43-279
Gross Yards		4318	3623
Att.-Completions		587-364	614-362
Completion Pct.		62.0	59.0
Had Intercepted		20	20
PUNTS-AVG.		75-44.4	90-44.3
Net Punting Avg.		39.9	39.3
PENALTIES-YARDS		102-1000	69-692
FUMBLES-BALLS LOST		20-10	16-11
TOUCHDOWNS		54	32
Rushing		14	6
Passing		33	22
Returns		7	4

SCORE BY PERIODS	1	2	3	4	OT	PTS
BENGALS	87	123	103	114	3	430
OPPONENTS	88	71	83	58	5	305

SCORING	TD	TD-R	TD-P	TD-Rt	K-PAT	FG	S	PTS
Mike Nugent	0	0	0	0	52-53	18-22	0	106
A.J. Green	11	0	11	0	—	—	0	66
Marvin Jones	10	0	10	0	—	—	0	60
Giovani Bernard	8	5	3	0	—	—	0	48
BenJarvus Green-Ellis	7	7	0	0	—	—	0	42
Jermaine Gresham	4	0	4	0	—	—	0	24
Andy Dalton	2	2	0	0	—	—	0	12
Tyler Eifert	2	0	2	0	—	—	0	12
Mohamed Sanu	2	0	2	0	—	—	0	12
Vontaze Burfict	1	0	0	1	—	—	0	6
Chris Crocker	1	0	0	1	—	—	0	6
Tony Dye	1	0	0	1	—	—	0	6
Adam Jones	1	0	0	1	—	—	0	6
Dre Kirkpatrick	1	0	0	1	—	—	0	6
Terence Newman	1	0	0	1	—	—	0	6
Vincent Rey	1	0	0	1	—	—	0	6
Alex Smith	1	0	1	0	—	—	0	6
BENGALS	54	14	33	7	52-53	18-22	0	430
OPPONENTS	32	6	22	4	31-31	26-31	1	305

Two-point conversions: None. BENGALS 0-1 (0-0 R, 0-1 P), OPPONENTS 1-1 (1-1 R, 0-0 P).

Fumbles-lost: Andy Dalton 4-3, Jermaine Gresham 3-3, BenJarvus Green-Ellis 2-2, Reggie Nelson 2-0, Brandon Tate 2-0, Giovani Bernard 1-1, Mohamed Sanu 1-1, A.J. Green 1-0, Andrew Hawkins 1-0, Kevin Huber 1-0, Josh Johnson 1-0, Al Smith 1-0. BENGALS 20-10, OPPONENTS 16-11.

PASSING	ATT	CMP	YDS	CMP%	YDS/ATT	TD	TD%	INT	INT%	LG	SKD-YDS	RAT
Andy Dalton	586	363	4293	61.9	7.33	33	5.6	20	3.4	821	29-182	88.8
Mohamed Sanu	1	1	25	100.0	25.00	0	0.0	0	0.0	25	0-0	118.8
BENGALS	587	364	4318	62.0	7.36	33	5.6	20	3.4	821	29-182	89.0
OPPONENTS	614	362	3623	59.0	5.90	22	3.6	20	3.3	741	43-279	74.2

RUSHING	ATT	YDS	AVG	LG	TD
BenJarvus Green-Ellis	220	756	3.4	25	7
Giovani Bernard	170	695	4.1	35t	5
Andy Dalton	61	183	3.0	12	2
Marvin Jones	8	65	8.1	34	0
Josh Johnson	7	20	2.9	10	0
Cedric Peerman	8	17	2.1	5	0
Mohamed Sanu	4	16	4.0	9	0
Andrew Hawkins	2	3	1.5	6	0
Kevin Huber	1	0	0.0	0	0
BENGALS	481	1755	3.6	35t	14
OPPONENTS	385	1544	4.0	51	6

RECEIVING	REC	YDS	AVG	LG	TD
A.J. Green	98	1426	14.6	82t	11
Giovani Bernard	56	514	9.2	41	3
Marvin Jones	51	712	14.0	45	10
Mohamed Sanu	47	455	9.7	32	2
Jermaine Gresham	46	458	10.0	30	4
Tyler Eifert	39	445	11.4	61	2
Andrew Hawkins	12	199	16.6	50	0
Dane Sanzenbacher	6	61	10.2	23	0
BenJarvus Green-Ellis	4	22	5.5	10	0
Alex Smith	3	12	4.0	7	1
Orson Charles	1	8	8.0	8	0
Brandon Tate	1	6	6.0	6	0
BENGALS	364	4318	11.9	82t	33
OPPONENTS	362	3623	10.0	74t	22

INTERCEPTIONS	NO	YDS	AVG	LG	TD
Adam Jones	3	60	20.0	60t	1
Dre Kirkpatrick	3	21	7.0	21t	1
Chris Crocker	2	41	20.5	32t	1
Vincent Rey	2	29	14.5	25t	1
Terence Newman	2	8	4.0	9	0
Reggie Nelson	2	0	0.0	0	0
Rey Mauluga	1	14	14.0	14	0
Vontaze Burfict	1	12	12.0	12	0
James Harrison	1	9	9.0	9	0
Michael Johnson	1	7	7.0	7	0
Leon Hall	1	0	0.0	0	0
George Iloka	1	-1	-1.0	-1	0
BENGALS	20	200	10.0	60t	4
OPPONENTS	20	369	18.5	94t	2

PUNTING	NO	YDS	AVG	NET	TB	IN-20	LG	BLK
Kevin Huber	66	2982	45.2	40.5	4	24	75	0
Shawn Powell	7	268	38.3	34.7	0	3	52	0
Mike Nugent	2	80	40.0	40.0	0	0	43	0
BENGALS	75	3330	44.4	39.9	4	27	75	0
OPPONENTS	90	3984	44.3	39.3	1	37	65	1

PUNT RETURNS	NO	FC	YDS	AVG	LG	TD
Brandon Tate	36	16	336	9.3	43	0
Adam Jones	11	0	88	8.0	27	0
BENGALS	47	16	424	9.0	43	0
OPPONENTS	27	22	254	9.4	67t	1

KICKOFF RETURNS	NO	YDS	AVG	LG	TD
Brandon Tate	35	914	26.1	71	0
Cedric Peerman	4f	66	16.5	26	0
BENGALS	39	980	25.1	71	0
OPPONENTS	52	1219	23.4	48	0

FIELD GOALS	1-19	20-29	30-39	40-49	50+
Mike Nugent	0-0	2-2	6-7	7-9	3-4
BENGALS	0-0	2-2	6-7	7-9	3-4
OPPONENTS	2-2	6-6	5-8	9-11	4-4

Mike Nugent: (—), (41G, 25G), (52WL), (25G, 43G), (39G, 50G), (46G, 34WR, 43G), (47WL, 48G, 54G), (—), (31G, 54G), (42WL, 32G), (41G, 38G), (46G), (—), (—), (39G, 38G).

Opponents: (58G), (44G), (41G, 19G, 26G), (37WL, 49B, 51G), (42G, 19G), (51G), (36G, 34B), (45G, 47G, 50G), (34WL, 36G, 44G), (36G, 46G), (20G, 28G), (48G), (44WR), (25G, 45G, 26G), (—), (38G, 22G, 34G).

USUAL STARTERS

OFFENSE		DEFENSE	
WR	Mohamed Sanu	LDE	Carlos Dunlap
LOT	Andrew Whitworth	NT	Domata Peko
	Anthony Collins	DT	Geno Atkins
LG	Clint Boling		Brandon Thompson
C	Kyle Cook	RDE	Michael Johnson
RG	Kevin Zeitler	SLB	James Harrison
ROT	Andre Smith	MLB	Rey Mauluga
TE	Jermaine Gresham	WLB	Vontaze Burfict
TE	Tyler Eifert	LCB	Terence Newman
WR	A.J. Green	RCB	Adam Jones
QB	Andy Dalton	SS	George Iloka
HB	BenJarvus Green-Ellis	FS	Reggie Nelson

DEFENSE*	ST	AT	TT	SKS-YDS	INT-YDS	PD	FF	FR-YDS
Vontaze Burfict	114	57	171	3-20	1-12	8	1	2-13
Rey Mauluga	52	23	75	1-0	1-14	2	0	0-0
George Iloka	41	25	66	0-0	1-(-1)	6	2	1-0
Reggie Nelson	44	15	59	1-11	2-0	8	1	2-12
Carlos Dunlap	39	19	58	7.5-40.5	0-0	6	4	1-42
Michael Johnson	35	21	56	3.5-23	1-7	9	2	0-0
Adam Jones	43	12	55	0-0	3-60	13	1	2-43
Terence Newman	45	7	52	0-0	2-8	13	0	0-0
Domata Peko	24	28	52	3-16.5	0-0	0	0	0-0
Vincent Rey	30	17	47	4-28	2-29	5	1	1-0
Chris Crocker	28	9	37	1.5-11.5	2-41	7	0	0-0
James Harrison	16	14	30	2-2	1-9	1	0	1-0
Dre Kirkpatrick	20	7	27	1-1	3-21	6	0	0-0
Wallace Gilberry	18	6	24	7.5-56.5	0-0	3	1	0-0
Brandon Thompson	14	9	23	1.5-12.5	0-0	1	0	0-0
Leon Hall	14	6	20	0-0	1-0	6	0	0-0
Geno Atkins	9	11	20	6-52.5	0-0	0	0	0-0
Taylor Mays	11	6	17	0-0	0-0	3	0	0-0
Michael Boley	7	1	8	0-0	0-0	0	0	0-0
Devon Still	3	4	7	0-0	0-0	3	0	0-0
Brandon Ghee	3	3	6	0-0	0-0	5	0	0-0
Jayson DilManche	2	2	4	0-0	0-0	0	0	0-0
Margus Hunt	1	2	3	0.5-4	0-0	0	0	0-0
Shawn Williams	1	1	2	0-0	0-0	0	0	0-0
J.K. Schaffer	0	1	1	0-0	0-0	0	0	0-0

SPECIAL TEAMS*	ST	AT	TT	FF	FR-YDS	BP	BFG	BXP
Jayson DilManche	8	6	14	0	0-0	1	0	0
Cedric Peerman	11	1	12	0	0-0	0	0	0
Shawn Williams	7	3	10	0	0-0	0	0	0
Vincent Rey	6	4	10	0	0-0	0	0	0
Reggie Nelson	5	1	6	0	0-0	0	0	0
J.K. Schaffer	5	1	6	0	0-0	0	0	0
Orson Charles	4	2	6	0	0-0	0	0	0
Andrew Hawkins	3	0	3	0	0-0	0	0	0
Dre Kirkpatrick	3	0	3	0	0-0	0	0	0
Mike Nugent	3	0	3	0	0-0	0	0	0
Marvin Jones	2	1	3	0	0-0	0	0	0
Chris Lewis-Harris	2	1	3	0	0-0	0	0	0
Alex Smith	2	1	3	0	0-0	0	0	0
Taylor Mays	1	1	2	0	1-0	0	0	0
Michael Boley	0	2	2	0	0-0	0	0	0
Brandon Ghee	1	0	1	0	0-0	0	0	0
Clark Harris	1							

2014 STATISTICS

RECORD: 10-5-1

HEAD COACH: MARVIN LEWIS

(BENGALS WERE WILD CARD QUALIFIER; SEE POSTSEASON PORTION OF TEAM HISTORY SECTION FOR POSTSEASON STATS)

DATE	W-L	SCORE	OPPONENT	ATTENDANCE
9-7-14	W	23-16	at Baltimore	70,925
9-14-14	W	24-10	ATLANTA	58,574
9-21-14	W	33-7	TENNESSEE	56,743
9-28-14			— BYE —	
10-5-14	L	17-43	at New England	68,756
10-12-14	T	37-37 (OT)	CAROLINA	57,053
10-19-14	L	0-27	at Indianapolis	66,539
10-26-14	W	27-24	BALTIMORE	55,711
11-2-14	W	33-23	JACKSONVILLE	60,057
11-6-14	L	3-24	CLEVELAND	65,871
11-16-14	W	27-10	at New Orleans	73,073
11-23-14	W	22-13	at Houston	71,777
11-30-14	W	14-13	at Tampa Bay	56,340
12-7-14	L	21-42	PITTSBURGH	65,512
12-14-14	W	30-0	at Cleveland	67,431
12-22-14	W	37-28	DENVER	66,107
12-28-14	L	17-27	at Pittsburgh	64,697

TEAM STATISTICS		BENGALS	OPPONENTS
TOTAL FIRST DOWNS		313	337
Rushing		122	105
Passing		164	197
Penalty		27	35
3rd Down: Made-Att		84-211	79-215
3rd Down Pct.		39.8	36.7
4th Down: Made-Att		7-13	10-19
4th Down Pct.		53.8	52.6
POSSESSION AVG.		30:04	29:56
TOTAL NET YARDS		5568	5749
Avg. Per Game		348.0	359.3
Total Plays		1018	1067
Avg. Per Play		5.5	5.4
NET YARDS RUSHING		2147	1861
Avg. Per Game		134.2	116.3
Total Rushes		492	388
NET YARDS PASSING		3421	3888
Avg. Per Game		213.8	243.0
Sacked-Yards Lost		23-130	20-125
Gross Yards		3551	4013
Att.-Completions		503-323	608-365
Completion Pct.		64.2	60.0
Had Intercepted		17	20
PUNTS-AVG.		73-46.8	75-43.7
Net Punting Avg.		42.1	36.0
PENALTIES-YARDS		102-812	105-876
FUMBLES-BALLS LOST		20-9	15-6
TOUCHDOWNS		40	38
Rushing		19	16
Passing		20	18
Returns		1	4

SCORE BY PERIODS	1	2	3	4	OT	PTS
BENGALS	67	112	90	93	3	365
OPPONENTS	57	65	102	117	3	344

SCORING	TD	TD-R	TD-P	TD-Rt	K-PAT	FG	S	PTS
Mike Nugent	0	0	0	0	39-39	26-33	0	117
Jeremy Hill	9	9	0	0	—	—	0	54
Giovani Bernard	7	5	2	0	—	—	0	42
A.J. Green	6	0	6	0	—	—	0	36
Mohamed Sanu	5	0	5	0	—	—	0	32
Andy Dalton	5	4	1	0	—	—	0	30
Jermaine Gresham	5	0	5	0	—	—	0	30
Rex Burkhead	1	1	0	0	—	—	0	6
Dre Kirkpatrick	1	0	0	1	—	—	0	6
Brandon Tate	1	0	1	0	—	—	0	6
Geno Atkins	0	0	0	0	—	—	1	2
Taylor Mays	0	0	0	0	—	—	1	2
(team)	0	0	0	0	—	—	1	2
BENGALS	40	19	20	1	39-39	26-33	3	365
OPPONENTS	38	16	18	4	34-34	26-32	0	344

Two-point conversions: Sanu 1 (1 P). BENGALS 1-1 (0-0 R, 1-1 P), OPPONENTS 2-4 (1-2 R, 1-2 P).

Fumbles-lost: Jeremy Hill 5-2, Andy Dalton 3-2, A.J. Green 3-2, Jermaine Gresham 3-0, Brandon Tate 2-1, Jason Campbell 1-1, Dane Sanzenbacher 1-1, Adam Jones 1-0, Cedric Peerman 1-0. BENGALS 20-9, OPPONENTS 15-6.

PASSING	ATT	CMP	YDS	CMP%	YDS/ATT	TD	TD%	INT	INT%	LG	SKD-YDS	RAT
Andy Dalton	481	309	3398	64.2	7.06	19	4.0	17	3.5	811	21-124	83.5
Jason Campbell	19	11	74	57.9	3.89	0	0.0	0	0.0	38	1-0	66.6
Mohamed Sanu	3	3	79	100.0	26.33	1	33.3	0	0.0	50	1-6	158.3
BENGALS	503	323	3551	64.2	7.06	20	4.0	17	3.4	811	23-130	84.2
OPPONENTS	608	365	4013	60.0	6.60	18	3.0	20	3.3	941	20-125	75.8

RUSHING	ATT	YDS	AVG	LG	TD
Jeremy Hill	222	1124	5.1	85t	9
Giovani Bernard	168	680	4.0	89t	5
Andy Dalton	60	169	2.8	20t	4
Mohamed Sanu	7	51	7.3	26	0
Cedric Peerman	15	43	2.9	21	0
James Wright	3	30	10.0	13	0
Rex Burkhead	9	27	3.0	10t	1
Brandon Tate	3	21	7.0	12	0
A.J. Green	2	2	1.0	5	0
Jason Campbell	1	1	1.0	1	0
Ryan Hewitt	1	0	0.0	0	0
Dane Sanzenbacher	1	-1	-1.0	-1	0
BENGALS	492	2147	4.4	89t	19
OPPONENTS	439	1861	4.2	53	16

RECEIVING	REC	YDS	AVG	LG	TD
A.J. Green	69	1041	15.1	81t	6
Jermaine Gresham	62	460	7.4	23	5
Mohamed Sanu	56	790	14.1	76t	5
Giovani Bernard	43	349	8.1	46	2
Jeremy Hill	27	215	8.0	38	0
Brandon Tate	17	193	11.4	50	1
Ryan Hewitt	10	86	8.6	19	0
Dane Sanzenbacher	9	105	11.7	26	0
Rex Burkhead	7	49	7.0	15	0
Greg Little	6	69	11.5	21	0
James Wright	5	91	18.2	30	0
Kevin Brock	5	21	4.2	10	0
Tyler Eifert	3	37	12.3	20	0
Cedric Peerman	3	27	9.0	17	0
Andy Dalton	1	18	18.0	18t	1
BENGALS	323	3551	11.0	81t	20
OPPONENTS	365	4013	11.0	94t	18

INTERCEPTIONS	NO	YDS	AVG	LG	TD
Reggie Nelson	4	30	7.5	31	0
George Iloka	3	58	19.3	28	0
Dre Kirkpatrick	3	32	10.7	30t	1
Adam Jones	3	23	7.7	12	0
Emmanuel Lamur	2	6	3.0	5	0
Dane Sanzenbacher	1	6	6.0	6	0
Rey Mauluga	1	4	4.0	4	0
Terence Newman	1	3	3.0	3	0
Robert Geathers	1	2	2.0	2	0
Leon Hall	1	-3	-3.0	-3	0
BENGALS	20	161	8.1	31	1
OPPONENTS	17	348	20.5	80	2

PUNTING	NO	YDS	AVG	NET	TB	IN-20	LG	BLK
Kevin Huber	73	3419	46.8	42.1	6	27	69	0
BENGALS	73	3419	46.8	42.1	6	27	69	0
OPPONENTS	75	3277	43.7	36.0	7	19	74	1

PUNT RETURNS	NO	FC	YDS	AVG	LG	TD
Adam Jones	22	1	265	12.0	47	0
Brandon Tate	18	14	174	9.7	49	0
BENGALS	40	15	439	11.0	49	0
OPPONENTS	30	15	226	7.5	71t	1

KICKOFF RETURNS	NO	YDS	AVG	LG	TD
Adam Jones	27	844	31.3	97	0
Brandon Tate	18	397	22.1	31	0
BENGALS	45	1241	27.6	97	0
OPPONENTS	44	1123	25.5	77	0

FIELD GOALS	1-19	20-29	30-39	40-49	50+
Mike Nugent	0-0	6-6	10-12	10-12	0-3
BENGALS	0-0	6-6	10-12	10-12	0-3
OPPONENTS	1-1	7-7	8-9	7-11	3-4

Mike Nugent: (49G, 22G, 28G, 46G, 38G, 45B), (31G, 38WR, 49WL, 55SH), (29G), (52SH, 23G), (44G, 38G, 42G, 36WR), (—), (32G, 33G), (31G), (43G), (22G, 42G), (31G, 49G), (—), (—), (44G, 44G, 34G), (37G, 49G, 23G), (39G, 50WR).

Opponents: (55WR, 38G), (46G), (40WR, 44WR), (48G, 19G, 23G, 47G, 35G), (39G, 38WR, 44G, 36G), (23G, 50G), (45G, 50G, 53G), (25G), (32G, 44WR), (31G), (36G, 25G), (32G, 42G), (22G, 44G), (—), (49WL), (29G, 25G).

USUAL STARTERS

OFFENSE		DEFENSE	
WR	A.J. Green	LDE	Carlos Dunlap
LOT	Andrew Whitworth	NT	Domata Peko
LG	Clint Boling	DT	Geno Atkins
C	Russell Bodine	RDE	Wallace Gilberry
RG	Kevin Zeitler	SLB	Emmanuel Lamur
ROT	Andre Smith	MLB	Rey Mauluga
TE	Jermaine Gresham	WLB	Vincent Rey
H-B	Ryan Hewitt	LCB	Terence Newman
WR	Mohamed Sanu	RCB	Leon Hall
QB	Andy Dalton	SS	George Iloka
HB	Giovani Bernard	FS	Reggie Nelson
	Jeremy Hill		

DEFENSE*	ST	AT	TT	SKS-YDS	INT-YDS	PD	FF	FR-YDS
Vincent Rey	61	60	121	0-0	0-0	5	0	0-0
Reggie Nelson	60	32	92	1.5-12.5	4-30	13	0	0-0
Emmanuel Lamur	52	38	90	0-0	2-6	7	0	0-0
George Iloka	48	26	74	0-0	3-58	10	0	0-0
Terence Newman	47	24	71	0-0	1-3	14	0	0-0
Leon Hall	48	19	67	0-0	1-(-3)	8	0	0-0
Carlos Dunlap	40	26	66	8-49.5	0-0	5	2	1-0
Adam Jones	51	12	63	0-0	3-23	11	0	1-0
Rey Mauluga	33	26	59	0-0	1-4	4	0	0-0
Wallace Gilberry	19	29	48	1.5-8.5	0-0	2	0	1-0
Domata Peko	26	20	46	1-0	0-0	0	0	0-0
Geno Atkins	20	14	34	3-23.5	0-0	1	1	0-0
Vontaze Burfitt	15	14	29	0-0	0-2	1	1	1-0
Robert Geathers	10	11	21	1-7	1-2	3	0	0-0
Brandon Thompson	10	11	21	1-9	0-0	0	0	0-0
Devon Still	11	8	19	0-0	0-0	0	0	0-0
Dre Kirkpatrick	12	2	14	0-0	3-32	7	0	0-0
Nico Johnson	7	4	11	0-0	0-0	0	0	0-0
Darqueze Dennard	6	1	7	1-3	0-0	1	0	0-0
Jayson DilManche	4	3	7	0-0	0-0	0	0	0-0
Margus Hunt	4	2	6	1-6	0-0	1	0	0-0
Marquis Flowers	3	2	5	0-0	0-0	1	0	0-0
Will Clarke	2	1	3	0-0	0-0	0	0	1-0
Taylor Mays	2	1	3	1-6	0-0	0	0	0-0
Shawn Williams	0	1	1	0-0	0-0	0	0	0-0
Dane Sanzenbacher	0	0	0	0-0	1-6	1	0	0-0

SPECIAL TEAMS*	ST	AT	TT	FF	FR-YDS	BP	BFG	BXP
Cedric Peerman	14	1	15	0	0-0	0	0	0
Darqueze Dennard	8	2	10	0	0-0	0	0	0
Dre Kirkpatrick	8	1	9	0	0-0	0	0	0
Shawn Williams	6	3	9	0	1-0	0	0	0
Taylor Mays	5	1	6	0	0-0	1	0	0
James Wright	5	0	5	1	0-0	0	0	0
Rex Burkhead	1	3	4	0	0-0	0	0	0
Nico Johnson	1	3	4	0	0-0	0	0	0
Chris Carter	2	1	3	0	0-0	0	0	0
Jayson DilManche	2	1	3	1	0-0	0	0	0
Ryan Hewitt	2	1	3	0	0-0	0	0	0
Reggie Nelson	2	1	3	0	0-0	0	0	0
Marquis Flowers	1	2	3	0	0-0	0	0	0
Mike Nugent	1	1	2	0	0-0	0	0	0
Kevin Brock	1	0	1	0	0-0	0	0	0
Clark Harris	1	0	1	0	0-0	0	0	0
Margus Hunt	1	0	1	0	0-0	0	0	

2015 STATISTICS

RECORD: 12-4-0

HEAD COACH: MARVIN LEWIS

(BENGALS WON AFC NORTH DIVISION; SEE POSTSEASON PORTION OF TEAM HISTORY SECTION FOR POSTSEASON STATS)

DATE	W-L	SCORE	OPPONENT	ATTENDANCE
9-13-15	W	33-13	at Oakland	54,500
9-20-15	W	24-19	SAN DIEGO	57,579
9-27-15	W	28-24	at Baltimore	70,970
10-4-15	W	36-21	KANSAS CITY	57,498
10-11-15	W	27-24 (OT)	SEATTLE	65,004
10-18-15	W	34-21	at Buffalo	69,593
10-25-15			— BYE —	
11-1-15	W	16-10	at Pittsburgh	64,750
11-5-15	W	31-10	CLEVELAND	65,816
11-16-15	L	6-10	HOUSTON	61,381
11-22-15	L	31-34	at Arizona	64,745
11-29-15	W	31-7	ST. LOUIS	61,022
12-6-15	W	37-3	at Cleveland	64,775
12-13-15	L	20-33	PITTSBURGH	65,564
12-20-15	W	24-14	at San Francisco	70,799
12-28-15	L	17-20 (OT)	at Denver	76,868
1-3-16	W	24-16	BALTIMORE	57,254

TEAM STATISTICS	BENGALS	OPPONENTS
TOTAL FIRST DOWNS	324	307
Rushing	99	74
Passing	191	202
Penalty	34	31
3rd Down: Made-Att	81-201	86-218
3rd Down Pct.	40.3	39.4
4th Down: Made-Att	7-12	9-20
4th Down Pct.	58.3	45.0
POSSESSION AVG.	30:41	29:19
TOTAL NET YARDS	5728	5453
Avg. Per Game	358.0	340.8
Total Plays	1004	1032
Avg. Per Play	5.7	5.3
NET YARDS RUSHING	1805	1477
Avg. Per Game	112.8	92.3
Total Rushes	467	344
NET YARDS PASSING	3923	3976
Avg. Per Game	245.2	248.5
Sacked-Yards Lost	32-181	42-288
Gross Yards	4104	4264
Att.-Completions	505-334	646-415
Completion Pct.	66.1	64.2
Had Intercepted	9	21
PUNTS-AVG.	69-45.2	77-44.8
Net Punting Avg.	69-40.5	77-38.9
PENALTIES-YARDS	111-917	116-1063
FUMBLES-BALLS LOST	18-8	11-7
TOUCHDOWNS	50	29
Rushing	18	8
Passing	31	18
Returns	1	3

SCORE BY PERIODS	1	2	3	4	OT	PTS
BENGALS	90	126	92	108	3	419
OPPONENTS	37	70	76	93	3	279

SCORING	TD	TD-R	TD-P	TD-Rt	K-PAT	FG	S	PTS
Mike Nugent	0	0	0	0	48-49	23-28	0	117
Tyler Eifert	13	0	13	0	—	—	0	78
Jeremy Hill	12	11	1	0	—	—	0	74
A.J. Green	10	0	10	0	—	—	0	60
Marvin Jones	4	0	4	0	—	—	0	24
Andy Dalton	3	3	0	0	—	—	0	18
Giovani Bernard	2	2	0	0	—	—	0	12
Mohamed Sanu	2	2	0	0	—	—	0	12
Rex Burkhead	1	0	1	0	—	—	0	6
Leon Hall	1	0	0	1	—	—	0	6
Tyler Kroft	1	0	1	0	—	—	0	6
Brandon Tate	1	0	1	0	—	—	0	6
BENGALS	50	18	31	1	48-49	23-28	0	419
OPPONENTS	29	8	18	3	27-27	26-31	0	279

Two-point conversions: Jeremy Hill 1 (1 R). BENGALS 1-1 (1-1 R, 0-0 P), OPPONENTS 0-2 (0-0 R, 0-2 P).

Fumbles-lost: Andy Dalton 5-2, Jeremy Hill 3-3, Giovani Bernard 2-0, Russell Bodine 2-0, Mohamed Sanu 2-0, Rex Burkhead 1-1, A.J. Green 1-1, AJ McCarron 1-1, Brandon Tate 1-0. BENGALS 18-8, OPPONENTS 11-7.

PASSING	ATT	CMP	YDS	CMP%	YDS/ATT	TD	TD%	INT	INT%	LG	SKD-YDS	RAT
Andy Dalton	386	255	3250	66.1	8.42	25	6.5	7	1.8	80t	20-118	106.3
AJ McCarron	119	79	854	66.4	7.18	6	5.0	2	1.7	66t	12-63	97.1
BENGALS	505	334	4104	66.1	8.13	31	6.1	9	1.8	80t	32-181	104.1
OPPONENTS	646	415	4264	64.2	6.60	18	2.8	21	3.3	64t	42-288	78.9

RUSHING	ATT	YDS	AVG	LG	TD
Jeremy Hill	223	794	3.6	38t	11
Giovani Bernard	154	730	4.7	28	2
Andy Dalton	57	142	2.5	12	3
Mohamed Sanu	10	71	7.1	25t	2
Marvin Jones	5	33	6.6	30	0
AJ McCarron	14	31	2.2	16	0
Rex Burkhead	4	4	1.0	2	0
BENGALS	467	1805	3.9	38t	18
OPPONENTS	344	1477	4.3	69t	8

RECEIVING	REC	YDS	AVG	LG	TD
A.J. Green	86	1297	15.1	80t	10
Marvin Jones	65	816	12.6	47	4
Tyler Eifert	52	615	11.8	31	13
Giovani Bernard	49	472	9.6	45	0
Mohamed Sanu	33	394	11.9	52	0
Jeremy Hill	15	79	5.3	14	1
Tyler Kroft	11	129	11.7	22	1
Rex Burkhead	10	94	9.4	27	1
Ryan Hewitt	8	99	12.4	22	0
Brandon Tate	2	59	29.5	55t	1
Jake Fisher	1	31	31.0	31	0
Mario Alford	1	15	15.0	15	0
C.J. Uzomah	1	4	4.0	4	0
BENGALS	334	4104	12.3	80t	31
OPPONENTS	415	4264	10.3	64t	18

INTERCEPTIONS	NO	YDS	AVG	LG	TD
Reggie Nelson	8	115	14.4	37	0
Adam Jones	3	14	4.7	14	0
Leon Hall	2	19	9.5	19t	1
Vontaze Burfitt	2	16	8.0	16	0
Shawn Williams	2	14	7.0	14	0
Rey Mauluga	1	15	15.0	15	0
Darqueze Dennard	1	10	10.0	10	0
George Iloka	1	0	0.0	0	0
Vincent Rey	1	0	0.0	0	0
Chris Lewis-Harris	0	^	—	-1	0
BENGALS	21	202	9.6	37	1
OPPONENTS	9	136	15.1	42	1

PUNTING	NO	YDS	AVG	NET	TB	IN-20	LG	BLK
Kevin Huber	68	3116	45.8	40.5	6	22	67	1
BENGALS	69	3116	45.2	40.5	6	22	67	1
OPPONENTS	77	3449	44.8	38.9	5	25	64	0

PUNT RETURNS	NO	FC	YDS	AVG	LG	TD
Brandon Tate	27	11	171	6.3	18	0
Adam Jones	16	1	179	11.2	35	0
BENGALS	43	12	350	8.1	35	0
OPPONENTS	32	15	203	6.3	21	0

KICKOFF RETURNS	NO	YDS	AVG	LG	TD
Brandon Tate	18	413	22.9	58	0
Adam Jones	10	235	23.5	49	0
Cedric Peerman	4	44	11.0	20	0
Giovani Bernard	1	6	6.0	6	0
Mohamed Sanu	1	2	2.0	2	0
BENGALS	34	700	20.6	58	0
OPPONENTS	46	1041	22.6	35	0

FIELD GOALS	1-19	20-29	30-39	40-49	50+
Mike Nugent	0-0	6-6	5-6	10-13	2-3
BENGALS	0-0	6-6	5-6	10-13	2-3
OPPONENTS	0-0	9-9	6-6	8-12	3-4

Mike Nugent: (32G, 35G), (36WR, 21G), (—), (44LU), (31G, 42G), (47G, 39G), (44G, 45G, 42B, 44G), (28G), (42G, 39G), (43G), (21G), (44G, 40G, 20G), (54SH, 46G, 27G), (22G), (45WR, 52G), (52G).

Opponents: (—), (40G, 32G, 47WL), (50WR, 21G), (22G, 40G, 51G, 34G, 40G, 29G, 51G), (24G), (—), (32G), (27G), (22G), (24G, 32G), (—), (47G, 47B), (42G, 47G, 45G, 31G), (41B), (23G, 45WL, 37G), (28G, 50G, 49G).

USUAL STARTERS

OFFENSE		DEFENSE	
WR	A.J. Green	LDE	Carlos Dunlap
LOT	Andrew Whitworth	NT	Domata Peko
LG	Clint Boling	DT	Geno Atkins
C	Russell Bodine	RDE	Michael Johnson
RG	Kevin Zeitler	SLB	A.J. Hawk
ROT	Andre Smith	MLB	Rey Mauluga
TE	Tyler Eifert	WLB	Vontaze Burfitt
H-B	Ryan Hewitt		Vincent Rey
WR	Marvin Jones	LCB	Dre Kirkpatrick
QB	Andy Dalton	RCB	Adam Jones
HB	Jeremy Hill	SS	George Iloka
		FS	Reggie Nelson

DEFENSE*	ST	AT	TT	SKS-YDS	INT-YDS	PD	FF	FR-YDS
Vincent Rey	62	33	95	1-8	1-0	5	0	0-0
Rey Mauluga	43	32	75	0-0	1-15	3	0	1-0
Vontaze Burfitt	57	17	74	1-10	2-16	5	0	0-0
Reggie Nelson	50	22	72	0-0	8-115	14	0	2-25
Dre Kirkpatrick	63	7	70	0-0	0-0	16	0	0-0
Adam Jones	53	9	62	1-1	3-14	12	1	0-0
Leon Hall	44	11	55	0-0	2-19	9	0	0-0
Carlos Dunlap	37	18	55	13.5-91.5	0-0	1	2	1-21
George Iloka	35	12	47	0-0	1-0	4	0	0-0
Geno Atkins	31	11	42	11-86	0-0	0	1	0-0
Michael Johnson	29	13	42	5-42	0-0	2	3	1-0
Domata Peko	17	18	35	5-32	0-0	1	0	0-0
Emmanuel Lamur	20	12	32	0.5-4	0-0	3	1	0-0
Shawn Williams	22	6	28	0-0	2-14	5	0	0-0
A.J. Hawk	16	8	24	1-8	0-0	0	0	0-0
Wallace Gilberry	16	7	23	2-4	0-0	1	1	0-0
Darqueze Dennard	12	4	16	0-0	1-10	3	0	0-0
Pat Sims	4	12	16	0-0	0-0	0	0	0-0
Josh Shaw	13	2	15	0-0	0-0	1	0	0-0
Brandon Thompson	4	4	8	0.5-0	0-0	0	0	0-0
Chris Carter	4	2	6	0-0	0-0	0	0	1-0
P.J. Dawson	3	2	5	0-0	0-0	1	0	0-0
Will Clarke	3	1	4	0.5-1.5	0-0	1	0	0-0
Chris Lewis-Harris	3	0	3	0-0	0-(-1)	0	0	0-0
Troy Hill	2	1	3	0-0	0-0	0	0	0-0
Cedric Peerman	2	0	2	0-0	0-0	0	1	0-0
Margus Hunt	1	1	2	0-0	0-0	0	0	0-0

SPECIAL TEAMS*	ST	AT	TT	FF	FR-YDS	BP	BFG	BXP
Cedric Peerman	13	4	17	0	0-0	0	0	0
Rex Burkhead	6	5	11	0	0-0	0	0	0
Tyler Kroft	4	6	10	0	0-0	0	0	0
Emmanuel Lamur	7	1	8	0	1-0	0	0	0
Josh Shaw	4	4	8	0	0-0	0	0	0
P.J. Dawson	4	3	7	0	0-0	0	0	0
Clark Harris	4	1	5	0	0-0	0	0	0
Reggie Nelson	2	3	5	0	0-0	0	0	0
Chris Carter	3	1	4	0	0-0	0	0	0
Shawn Williams	3	1	4	0	0-0	0	0	0
Darqueze Dennard	2	2	4	0	0-0	0	0	0
Derron Smith	0	4	4	0	0-0	0	0	0
Troy Hill	3	0	3	0	0-0	0	0	0
Vincent Rey	2	1	3	0	0-0	0	0	0
C.J. Uzomah	1	1	2	0	0-0	0	0	0
Kevin Huber	1	0	1	0	0-0	0	0	0
Mike Nugent	1	0	1	0	0-0	0	0	0
Chris Lewis-Harris	1	0	1	0	0-0	0	0	0
Brandon Tate	0	1	1	0	0-0	0	0	0
Carlos Dunlap	0	0	0	0	0-0	0	2	0

MISCELLANEOUS DEFENSE*	ST	AT	TT	FF	FR-YDS
Marvin Jones	3	1	4	0	0-0
A.J. Green	2	0	2	0	0-0
Ryan Hewitt	2				

2017 STATISTICS

RECORD: 7-9-0

HEAD COACH: MARVIN LEWIS

DATE	W-L	SCORE	OPPONENT	ATTENDANCE
9-10-17	L	0-20	BALTIMORE	55,254
9-14-17	L	9-13	HOUSTON	52,942
9-24-17	L	24-27 (OT)	at Green Bay	78,323
10-1-17	W	31-7	at Cleveland	67,431
10-8-17	W	20-16	BUFFALO	52,367
10-15-17			— BYE —	
10-22-17	L	14-29	at Pittsburgh	65,363
10-29-17	W	24-23	INDIANAPOLIS	57,901
11-5-17	L	7-23	at Jacksonville	60,720
11-12-17	L	20-24	at Tennessee	67,432
11-19-17	W	20-17	at Denver	75,707
11-26-17	W	30-16	CLEVELAND	51,710
12-4-17	L	20-23	PITTSBURGH	56,029
12-10-17	L	7-33	CHICAGO	52,002
12-17-17	L	7-34	at Minnesota	66,833
12-24-17	W	26-17	DETROIT	47,732
12-31-17	W	31-27	at Baltimore	70,507

TEAM STATISTICS	BENGALS	OPPONENTS
TOTAL FIRST DOWNS	267	325
Rushing	72	111
Passing	165	173
Penalty	30	41
3rd Down: Made-Att	67-199	98-241
3rd Down Pct.	33.7	40.7
4th Down: Made-Att	5-12	9-19
4th Down Pct.	41.7	47.4
POSSESSION AVG.	27:12	32:48
TOTAL NET YARDS	4488	5425
Avg. Per Game	280.5	339.1
Total Plays	927	1091
Avg. Per Play	4.8	5.0
NET YARDS RUSHING	1366	2046
Avg. Per Game	85.4	127.9
Total Rushes	377	489
NET YARDS PASSING	3122	3379
Avg. Per Game	195.1	211.2
Sacked-Yards Lost	40-264	41-278
Gross Yards	3386	3657
Att.-Completions	510-304	561-336
Completion Pct.	59.6	59.9
Had Intercepted	12	11
PUNTS-AVG.	89-46.1	82-45.2
Net Punting Avg.	89-40.8	82-38.7
PENALTY-YARDS	110-1027	106-906
FUMBLES-BALLS LOST	22-11	7-3
TOUCHDOWNS	34	35
Rushing	6	13
Passing	25	20
Returns	3	2

SCORE BY PERIODS	1	2	3	4	OT	PTS
BENGALS	67	111	44	68	0	290
OPPONENTS	73	103	62	108	3	349

SCORING	TD	TD-R	TD-P	TD-R	K-PAT	FG	S	PTS
Randy Bullock	0	0	0	0	31-33	18-20	0	85
A.J. Green	8	0	8	0	—	—	0	48
Tyler Kroft	7	0	7	0	—	—	0	42
Giovani Bernard	4	2	2	0	—	—	0	24
Joe Mixon	4	4	0	0	—	—	0	24
Brandon LaFell	3	0	3	0	—	—	0	18
Tyler Boyd	2	0	2	0	—	—	0	12
Darqueze Dennard	1	0	0	1	—	—	0	6
Carlos Dunlap	1	0	0	1	—	—	0	6
Alex Erickson	1	0	1	0	—	—	0	6
William Jackson III	1	0	0	1	—	—	0	6
Josh Malone	1	0	1	0	—	—	0	6
C.J. Uzomah	1	0	1	0	—	—	0	6
Marshall Koehn	0	0	0	0	1-1	0-0	1	1
BENGALS	34	6	25	3	32-34	18-20	0	290
OPPONENTS	35	13	20	2	34-35	35-40	3	349

Two-point conversions: None. BENGALS 0-0 (0-0 R, 0-0 P), OPPONENTS 0-0 (0-0 R, 0-0 P).

Fumbles-lost: Alex Erickson 6-1, Andy Dalton 4-4, Joe Mixon 3-2, A.J. Green 2-2, William Jackson III 1-1, John Ross III 1-1, Russell Bodine 1-0, Darqueze Dennard 1-0, Jeremy Hill 1-0, Dre Kirkpatrick 1-0, Brandon LaFell 1-0. BENGALS 22-11. OPPONENTS 7-3.

PASSING	ATT	CMP	YDS	CMP%	YDS/ATT	TD	TD%	INT	INT%	LG	SKD-YDS	RAT
Andy Dalton	496	297	3320	59.9	6.69	25	5.0	12	2.4	771	39-255	86.6
AJ McCarron	14	7	66	50.0	4.71	0	0.0	0	0.0	27	1-9	63.4
BENGALS	510	304	3386	59.6	6.64	25	4.9	12	2.4	771	40-264	86.0
OPPONENTS	561	336	3657	59.9	6.52	20	3.6	11	2.0	72	41-278	82.9

RUSHING	ATT	YDS	AVG	LG	TD
Joe Mixon	178	626	3.5	25	4
Giovani Bernard	105	458	4.4	25	2
Jeremy Hill	37	116	3.1	13	0
Andy Dalton	38	99	2.6	25	0
Brian Hill	11	37	3.4	11	0
Alex Erickson	5	16	3.2	14	0
John Ross III	1	12	12.0	12	0
Josh Malone	2	2	1.0	4	0
BENGALS	377	1366	3.6	25	6
OPPONENTS	489	2046	4.2	49	13

RECEIVING	REC	YDS	AVG	LG	TD
A.J. Green	75	1078	14.4	77	8
Brandon LaFell	52	548	10.5	45	3
Giovani Bernard	43	389	9.0	61	2
Tyler Kroft	42	404	9.6	59	7
Joe Mixon	30	287	9.6	67	0
Tyler Boyd	22	225	10.2	49	2
Alex Erickson	12	180	15.0	37	1
C.J. Uzomah	10	92	9.2	21	1
Josh Malone	6	63	10.5	25	1
Tyler Eifert	4	46	11.5	22	0
Jeremy Hill	4	16	4.0	10	0
Brian Hill	2	36	18.0	34	0
Ryan Hewitt	2	22	11.0	16	0
BENGALS	304	3386	11.1	77	25
OPPONENTS	336	3657	10.9	72	20

INTERCEPTIONS	NO	YDS	AVG	LG	TD
Darqueze Dennard	2	109	54.5	89	1
Dre Kirkpatrick	1	101	101.0	101	0
William Jackson III	1	75	75.0	75	1
Carlos Dunlap	1	16	16.0	16	1
George Iloka	1	14	14.0	14	0
Vincent Rey	1	12	12.0	12	0
Shawn Williams	1	7	7.0	7	0
Clayton Fejedelem	1	5	5.0	5	0
Adam Jones	1	0	0.0	0	0
Nick Vigil	1	0	0.0	0	0
BENGALS	11	339	30.8	101	3
OPPONENTS	12	151	12.6	31	1

PUNTING	NO	YDS	AVG	NET	TB	IN-20	LG	BLK
Kevin Huber	88	4101	46.6	40.8	3	32	63	1
BENGALS	89	4101	46.1	40.8	3	32	63	1
OPPONENTS	82	3704	45.2	38.7	6	29	74	1

PUNT RETURNS	NO	FC	YDS	AVG	LG	TD
Alex Erickson	39	19	278	7.1	29	0
Adam Jones	6	0	131	21.8	40	0
Darqueze Dennard	1	0	0	0.0	0	0
William Jackson III	1	0	0	0.0	0	0
BENGALS	47	19	409	8.7	40	0
OPPONENTS	43	23	410	9.5	63	1

KICKOFF RETURNS	NO	YDS	AVG	LG	TD
Alex Erickson	32	663	20.7	41	0
Giovani Bernard	1	7	7.0	7	0
Cethan Carter	1	0	0.0	0	0
BENGALS	34	670	19.7	41	0
OPPONENTS	35	811	23.2	87	0

FIELD GOALS	1-19	20-29	30-39	40-49	50+
Randy Bullock	0-0	6-6	7-8	4-5	1-1
BENGALS	0-0	6-6	7-8	4-5	1-1
OPPONENTS	0-0	16-16	11-11	6-9	2-4

Randy Bullock: (—), (39G, 29G, 30G), (48WR, 46G), (41G), (30G, 29G), (—), (29G, 34B), (—), (—), (—), (31G, 49G, 21G), (35G, 41G), (—), (—), (29G, 27G, 35G, 51G), (32G).

Opponents: (25G, 25G), (26G, 42G), (28G, 27G), (48WL), (31G), (38G, 28G), (22G, 24G, 41G, 49G, 25G), (29G, 33G, 29G), (32G, 56G, 25G), (48WR, 44G), (61B, 45G), (27G, 43WL, 21G, 39G), (30G, 37G, 38G), (34G, 27G), (53G, 35G), (23G, 50SH), (46G, 34G).

USUAL STARTERS

OFFENSE		DEFENSE	
WR	A.J. Green	LDE	Carlos Dunlap
LOT	Cedric Ogbuehi	NT	Pat Sims
LG	Clint Boling		Andrew Billings
C	Russell Bodine	DT	Geno Atkins
RG	Trey Hopkins	RDE	Michael Johnson
ROT	Jake Fisher	SLB	Nick Vigil
	Andre Smith	MLB	Kevin Minter
TE	Tyler Kroft	WLB	Vincent Rey
WR	Josh Malone	LCB	Dre Kirkpatrick
WR	Brandon LaFell	RCB	Adam Jones
QB	Andy Dalton	SS	Shawn Williams
HB	Jeremy Hill	FS	George Iloka
	Joe Mixon		

DEFENSE* ST AT TT SKS-YDS INT-YDS PD FF FR-YDS

Vincent Rey	52	32	84	0-0	1-12	1	0	0-0
Darqueze Dennard	59	24	83	2-6	2-109	6	0	0-0
George Iloka	54	25	79	0-0	1-14	5	0	0-0
Nick Vigil	43	34	77	1-7	1-0	5	0	0-0
Vontaze Burfict	48	21	69	1.5-12	0-0	2	1	0-0
Dre Kirkpatrick	47	8	55	1-2	1-101	14	1	0-0
Michael Johnson	35	14	49	5-36	0-0	1	0	0-0
Shawn Williams	34	15	49	0-0	1-7	3	0	2-0
Carlos Dunlap	35	11	46	7.5-41	1-16	7	1	0-0
Geno Atkins	29	17	46	9-65.5	0-0	0	0	0-0
Clayton Fejedelem	22	20	42	0-0	1-5	2	0	0-0
Josh Shaw	28	6	34	0-0	0-0	3	0	0-0
Jordan Evans	24	9	33	0-0	0-0	2	0	0-0
Kevin Minter	16	16	32	0-0	0-0	0	0	0-0
Chris Smith	17	9	26	3-36	0-0	2	1	0-0
William Jackson III	19	6	25	1-7	1-75	14	0	0-0
Jordan Willis	17	8	25	1-4	0-0	0	0	0-0
Pat Sims	9	16	25	0.5-4.5	0-0	0	0	0-0
Adam Jones	19	4	23	0-0	1-0	4	0	0-0
Ryan Glasgow	12	11	23	0-0	0-0	0	0	0-0
Carl Lawson	10	6	16	8.5-57	0-0	0	0	0-0
Hardy Nickerson	12	2	14	0-0	0-0	1	0	0-0
Andrew Billings	9	4	13	0-0	0-0	0	0	0-0
KeiVarae Russell	8	0	8	0-0	0-0	0	0	0-0
Brandon Bell	4	3	7	0-0	0-0	0	0	0-0
Tony McRae	2	0	2	0-0	0-0	0	0	0-0
Alex Erickson	1	0	1	0-0	0-0	0	0	0-0
A.J. Green	0	0	0	0-0	0-0	1	0	0-0

SPECIAL TEAMS* ST AT TT FF FR-YDS BP BFG BXP

Clayton Fejedelem	12	3	15	0	0-0	0	0	0
C.J. Uzomah	9	3	12	0	0-0	0	0	0
Cethan Carter	7	2	9	0	0-0	0	0	0
Brandon Wilson	4	1	5	0	0-0	0	0	0
Jordan Evans	3	2	5	0	0-0	0	0	0
Cody Core	4	0	4	0	0-0	0	0	0
Clark Harris	2	2	4	0	0-0	0	0	0
Hardy Nickerson	0	4	4	0	0-0	0	0	0
Brian Hill	3	0	3	0	0-0	0	0	0
Brandon Bell	2	1	3	0	0-0	0	0	0
Darqueze Dennard	2	0	2	0	0-0	0	0	0
Alex Erickson	2	0	2	0	0-0	0	0	0
William Jackson III	2	0	2	0	0-0	0	0	0
Josh Shaw	2	0	2	0	0-0	0	0	0
Nick Vigil	2	0	2	0	0-0	0	0	0
Ryan Hewitt	1	1	2	0	0-0	0	0	0
Tony McRae	1	1	2	0	0-0	0	0	0
Kevin Huber	1	0	1	0	0-0	0	0	0
Marshall Koehn	1	0	1	0	0-0	0	0	0
Tyler Kroft	1	0	1	0	0-0	0	0	0
KeiVarae Russell	1	0	1	0	0-0	0	1	0
Derron Smith								

2018 STATISTICS

RECORD: 6-10-0

HEAD COACH: MARVIN LEWIS

DATE	W-L	SCORE	OPPONENT	ATTENDANCE
9-9-18	W	34-23	at Indianapolis	58,699
9-13-18	W	34-23	BALTIMORE	50,018
9-23-18	L	21-31	at Carolina	72,161
9-30-18	W	37-36	at Atlanta	71,985
10-7-18	W	27-17	MIAMI	52,708
10-14-18	L	21-28	PITTSBURGH	60,594
10-21-18	L	10-45	at Kansas City	75,676
10-28-18	W	37-34	TAMPA BAY	45,134
11-4-18			— BYE —	
11-11-18	L	14-51	NEW ORLEANS	52,492
11-18-18	L	21-24	at Baltimore	70,077
11-25-18	L	20-35	CLEVELAND	56,122
12-2-18	L	10-24	DENVER	44,392
12-9-18	L	21-26	at L.A. Chargers	25,358
12-16-18	W	30-16	OAKLAND	44,568
12-23-18	L	18-26	at Cleveland	67,431
12-30-18	L	13-16	at Pittsburgh	63,874

TEAM STATISTICS		BENGALS	OPPONENTS
TOTAL FIRST DOWNS		304	372
Rushing		92	125
Passing		182	221
Penalty		30	26
3rd Down: Made-Att		69-187	109-223
3rd Down Pct.		36.9	48.9
4th Down: Made-Att		9-17	11-17
4th Down Pct.		52.9	64.7
POSSESSION AVG.		27:27	32:33
TOTAL NET YARDS		4972	6618
Avg. Per Game		310.8	413.6
Total Plays		938	1084
Avg. Per Play		5.3	6.1
NET YARDS RUSHING		1682	2204
Avg. Per Game		105.1	137.8
Total Rushes		359	466
NET YARDS PASSING		3290	4414
Avg. Per Game		205.6	275.9
Sacked-Yards Lost		37-279	34-173
Gross Yards		3569	4587
Att.-Completions		542-331	584-389
Completion Pct.		61.1	66.6
Had Intercepted		13	12
PUNTS-AVG.		72-43.3	54-42.3
Net Punting Avg.		72-39.4	54-37.6
PENALTY-YARDS		114-957	113-944
FUMBLES-BALLS LOST		11-4	14-6
TOUCHDOWNS		45	51
Rushing		13	17
Passing		27	32
Returns		5	2

SCORE BY PERIODS	1	2	3	4	OT	PTS
BENGALS	69	125	55	119	0	368
OPPONENTS	59	203	109	84	0	455

SCORING	TD	TD-R	TD-P	TD-R	K-PAT	FG	S	PTS
Randy Bullock	0	0	0	0	39-41	19-23	0	96
Joe Mixon	9	8	1	0	—	—	0	54
Tyler Boyd	7	0	7	0	—	—	0	42
John Ross III	7	0	7	0	—	—	0	42
A.J. Green	6	0	6	0	—	—	0	36
Giovani Bernard	3	3	0	0	—	—	0	18
C.J. Uzomah	3	0	3	0	—	—	0	18
Jeff Driskel	2	2	0	0	—	—	0	12
Cody Core	1	0	1	0	—	—	0	8
Jessie Bates III	1	0	0	1	—	—	0	6
Tyler Eifert	1	0	1	0	—	—	0	6
Clayton Fejedelem	1	0	0	1	—	—	0	6
Sam Hubbard	1	0	0	1	—	—	0	6
Michael Johnson	1	0	0	1	—	—	0	6
Matt Lengel	1	0	1	0	—	—	0	6
Shawn Williams	1	0	0	1	—	—	0	6
BENGALS	45	13	27	5	39-41	19-23	0	368
OPPONENTS	51	17	32	2	44-46	33-36	0	455

Two-point conversions: Core 1. BENGALS 1-4 (0-0 R,1-4 P), OPPONENTS 3-5 (1-1 R, 2-4 P).

Fumbles-lost: Jeff Driskel 4-1, A.J. Green 2-1, Alex Erickson 1-1, Billy Price 1-1, Andy Dalton 1-0, Clayton Fejedelem 1-0, Darius Phillips 1-0. BENGALS 11-4. OPPONENTS 14-6.

PASSING	ATT	CMP	YDS	CMP%	YDS/ATT	TD	TD%	INT	INT%	LG	SKD-YDS	RAT
Andy Dalton	365	226	2566	61.9	7.03	21	5.8	11	3.0	49	21-157	89.6
Jeff Driskel	176	105	1003	59.7	5.70	6	3.4	2	1.1	37	16-122	82.2
Tyler Boyd	1	0	0	0.0	0.00	0	0.0	0	0.0	—	0-0	39.6
BENGALS	542	331	3569	61.1	6.58	27	5.0	13	2.4	49	37-279	87.0
OPPONENTS	584	389	4587	66.6	7.85	32	5.5	12	2.1	72t	34-173	100.0

RUSHING	ATT	YDS	AVG	LG	TD
Joe Mixon	237	1168	4.9	51	8
Giovani Bernard	56	211	3.8	23	3
Jeff Driskel	25	130	5.2	27t	2
Andy Dalton	16	99	6.2	21	0
Mark Walton	14	34	2.4	10	0
Alex Erickson	3	22	7.3	14	0
John Ross III	4	9	2.3	7	0
Clayton Fejedelem	2	6	3.0	6	0
Tyler Boyd	2	3	1.5	5	0
BENGALS	359	1682	4.7	51	13
OPPONENTS	466	2204	4.7	65t	17

RECEIVING	REC	YDS	AVG	LG	TD
Tyler Boyd	76	1028	13.5	49	7
A.J. Green	46	694	15.1	38t	6
C.J. Uzomah	43	439	10.2	29	3
Joe Mixon	43	296	6.9	21	1
Giovani Bernard	35	218	6.2	26	0
John Ross III	21	110	5.2	39t	7
Alex Erickson	20	167	8.4	28	0
Tyler Eifert	15	179	11.9	29	1
Cody Core	13	160	12.3	30t	1
Mark Walton	5	41	8.2	24	0
Tyler Kroft	4	36	9.0	16	0
Auden Tate	4	35	8.8	15	0
Matt Lengel	3	17	5.7	9	1
Jordan Franks	2	37	18.5	32	0
Josh Malone	1	12	12.0	12	0
BENGALS	331	3569	10.8	49	27
OPPONENTS	389	4587	11.8	72t	32

INTERCEPTIONS	NO	YDS	AVG	LG	TD
Shawn Williams	5	131	26.2	58t	1
Jessie Bates III	3	42	14.0	21t	1
Preston Brown	2	20	10.0	18	0
Michael Johnson	1	22	22.0	22t	1
Jordan Evans	1	7	7.0	7	0
BENGALS	12	222	18.5	58t	3
OPPONENTS	13	221	17.0	78	1

PUNTING	NO	YDS	AVG	NET	TB	IN-20	LG	BLK
Kevin Huber	71	3119	43.9	39.4	3	29	69	1
BENGALS	72	3119	43.3	39.4	3	29	69	1
OPPONENTS	54	2284	42.3	37.6	1	22	69	1

PUNT RETURNS	NO	FC	YDS	AVG	LG	TD
Alex Erickson	20	20	212	10.6	38	0
Darius Phillips	2	1	24	12.0	16	0
BENGALS	22	21	236	10.7	38	0
OPPONENTS	30	24	220	7.3	71t	1

KICKOFF RETURNS	NO	YDS	AVG	LG	TD
Alex Erickson	40	1049	26.2	77	0
Giovani Bernard	2	25	12.5	14	0
Brandon Wilson	1	-3	-3.0	-3	0
BENGALS	43	1071	24.9	77	0
OPPONENTS	31	705	22.7	53	0

FIELD GOALS	1-19	20-29	30-39	40-49	50+
Randy Bullock	0-0	4-4	7-8	6-6	2-5
BENGALS	0-0	4-4	7-8	6-6	2-5
OPPONENTS	0-0	11-11	9-9	7-7	6-9

Randy Bullock: (42G, 39G), (28G, 40G), (53WL), (36G), (37B), (51G, 20G), (—), (33G), (44G), (—), (52WR), (54B), (35G), (47G, 23G, 46G), (34G, 38G, 23G), (51G), (49G, 32G).

Opponents: (21G, 38G, 51G, 55SH), (55G), (40G), (55G, 28G, 32G), (42G), (21G, 24G), (53WL, 26G), (25G, 38G), (29G, 42G, 41G), (28G, 56G, 24G), (—), (50WL, 29G), (59G, 31G, 32G, 45G), (50G, 27G, 40G), (37G, 31G), (39G, 47G, 35G).

USUAL STARTERS

OFFENSE		DEFENSE	
WR	A.J. Green	LDE	Carlos Dunlap
	John Ross III	NT	Andrew Billings
LOT	Cordy Glenn	DT	Geno Atkins
LG	Clint Boling	RDE	Michael Johnson
C	Billy Price	LB	Nick Vigil
	Trey Hopkins	LB	Preston Brown
RG	Alex Redmond		Hardy Nickerson
ROT	Bobby Hart	NCB	Darqueze Dennard
TE	C.J. Uzomah	LCB	Dre Kirkpatrick
WR	Alex Erickson	RCB	William Jackson III
WR	Tyler Boyd	SS	Shawn Williams
QB	Andy Dalton	FS	Jessie Bates III
HB	Joe Mixon		

DEFENSE*	ST	AT	TT	SKS-YDS	INT-YDS	PD	FF	FR-YDS
Jessie Bates III	73	38	111	0-0	3-42	7	0	0-0
Shawn Williams	79	29	108	1-0	5-31	9	1	0-0
Nick Vigil	29	22	84	0-0	0-0	3	0	1-0
Darqueze Dennard	53	14	67	0-0	0-0	6	2	1-0
Jordan Evans	38	21	59	1.5-0	1-7	3	0	0-0
Hardy Nickerson	36	18	54	0-0	0-0	1	1	0-0
Carlos Dunlap	31	16	47	8-32	0-0	8	2	1-0
Geno Atkins	24	21	45	10-55	0-0	0	0	0-0
Preston Brown	27	15	42	0-0	2-20	4	0	0-0
Dre Kirkpatrick	35	6	41	0-0	0-0	9	0	0-0
William Jackson III	34	7	41	0-0	0-0	13	0	0-0
Sam Hubbard	27	12	39	6-37	0-0	2	1	1-19
Michael Johnson	18	15	33	0.5-0	1-22	2	0	0-0
Vontaze Burfitt	16	17	33	0-0	0-0	3	0	0-0
Andrew Billings	22	10	32	2.5-14.5	0-0	0	0	0-0
Clayton Fejedelem	18	4	22	0-0	0-0	1	1	1-83
Jordan Willis	15	5	20	1-7	0-0	1	0	1-0
Darius Phillips	18	1	19	0-0	0-0	2	1	0-0
Vincent Rey	8	6	14	0-0	0-0	0	0	0-0
KeiVarae Russell	9	3	12	0-0	0-0	1	0	0-0
Ryan Glasgow	6	5	11	0-0	0-0	0	0	0-0
Christian Ringo	6	4	10	1.5-12.5	0-0	0	0	0-0
Josh Tupou	6	3	9	0-0	0-0	0	0	0-0
Carl Lawson	4	2	6	1-7	0-0	0	0	0-0
Adolphus Washington	2	4	6	1-8	0-0	0	0	0-0
Niles Scott	4	0	4	0-0	0-0	0	0	0-0
Tony McRae	2	1	3	0-0	0-0	1	0	0-0
Malik Jefferson	1	2	3	0-0	0-0	0	0	0-0
Brandon Wilson	0	2	2	0-0	0-0	0	0	0-0

SPECIAL TEAMS*	ST	AT	TT	FF	FR-YDS	BP	BFG	BXP
Clayton Fejedelem	5	8	13	0	0-0	1	0	0
Brandon Wilson	6	3	9	0	0-0	0	0	0
Malik Jefferson	4	3	7	0	0-0	0	0	0
Tony McRae	2	4	6	1	0-0	0	0	0
Mark Walton	4	1	5	0	0-0	0	0	0
Vincent Rey	3	2	5	0	0-0	0	0	0
Brandon Bell	2	2	4	0	0-0	0	0	0
Cody Core	2	1	3	0	0-0	0	0	0
Hardy Nickerson	2	1	3	0	0-0	0	0	0
Clark Harris	1	2	3	0	0-0	0	0	0
Darius Phillips	1	2	3	0	0-0	0	0	0
Alex Erickson	2	0	2	0	0-0	0	0	0
Jordan Evans	2	0	2	0	0-0	0	0	0
Shawn Williams	2	0	2	0	0-0	0	0	0
Chris Worley	1	1	2	0	0-0	0	0	0
Tra Carson	1	0	1	0	0-0	0	0	0
Darqueze Dennard	1	0	1	0	0-0	0	0	0
Jordan Franks	1	0	1	0				

2019 STATISTICS

RECORD: 2-14-0

HEAD COACH: ZAC TAYLOR

DATE	W-L	SCORE	OPPONENT	ATTENDANCE
9-8-19	L	20-21	at Seattle	68,710
9-15-19	L	17-41	SAN FRANCISCO	50,666
9-22-19	L	17-21	at Buffalo	69,448
9-30-19	L	3-27	at Pittsburgh	57,959
10-6-19	L	23-26	ARIZONA	46,012
10-13-19	L	17-23	at Baltimore	70,051
10-20-19	L	17-27	JACKSONVILLE	42,784
10-27-19	L	10-24	vs. L.A. Rams (London)	83,720
11-3-19			— BYE —	
11-10-19	L	13-49	BALTIMORE	45,918
11-17-19	L	10-17	at Oakland	51,921
11-24-19	L	10-16	PITTSBURGH	47,423
12-1-19	W	22-6	N.Y. JETS	39,804
12-8-19	L	19-27	at Cleveland	67,431
12-15-19	L	13-34	NEW ENGLAND	57,066
12-22-19	L	35-38 (OT)	at Miami	60,968
12-29-19	W	33-23	CLEVELAND	47,759

TEAM STATISTICS	BENGALS	OPPONENTS
TOTAL FIRST DOWNS	312	328
Rushing	85	124
Passing	191	183
Penalty	36	21
3rd Down: Made-Att	80-222	89-209
3rd Down Pct.	36.0	42.6
4th Down: Made-Att	13-26	5-10
4th Down Pct.	50.0	50.0
POSSESSION AVG.	29:19	30:41
TOTAL NET YARDS	5,169	6,299
Avg. Per Game	323.1	393.7
Total Plays	1,049	1,034
Avg. Per Play	4.9	6.1
NET YARDS RUSHING	1,517	2,382
Avg. Per Game	94.8	148.9
Total Rushes	385	504
NET YARDS PASSING	3,652	3,917
Avg. Per Game	228.3	244.8
Sacked-Yards Lost	48-342	31-204
Gross Yards	3,994	4,121
Att.-Completions	616-356	499-308
Completion Pct.	57.8	61.7
Had Intercepted	16	11
PUNTS-AVG.	75-45.3	69-44.5
Net Punting Avg.	75-42.1	69-40.4
PENALTY-YARDS	93-761	122-988
FUMBLES-BALLS LOST	25-14	11-5
TOUCHDOWNS	28	47
Rushing	9	17
Passing	18	25
Returns	1	5

SCORE BY PERIODS	1	2	3	4	OT	PTS
BENGALS	66	87	36	90	0	279
OPPONENTS	98	132	96	91	3	420

SCORING	TD	TD-R	TD-P	TD-R	K-PAT	FG	S	PTS
Randy Bullock	0	0	0	0	24-25	27-31	0	105
Joe Mixon	8	5	3	0	—	—	0	48
Tyler Boyd	5	0	5	0	—	—	0	30
Andy Dalton	4	4	0	0	—	—	0	26
Tyler Eifert	3	0	3	0	—	—	0	20
John Ross III	3	0	3	0	—	—	0	18
C.J. Uzomah	2	0	2	0	—	—	0	12
Cethan Carter	1	0	1	0	—	—	0	6
Auden Tate	1	0	1	0	—	—	0	6
Brandon Wilson	1	0	0	1	—	—	0	6
(team)	—	—	—	—	—	—	1	2
BENGALS	28	9	18	1	24-25	27-31	1	279
OPPONENTS	47	17	25	5	44-45	30-34	0	420

Two-point conversions: Andy Dalton 1 (1 R), Tyler Eifert 1 (1 P). BENGALS 2-3 (1-1 R, 1-2 P), OPPONENTS 2-2 (0-0 R, 2-2 P).

Fumbles-lost: Andy Dalton 8-4, Ryan Finley 4-3, Alex Erickson 4-2, Tyler Boyd 2-2, Giovanni Bernard 2-1, Trey Hopkins 2-0, John Ross III 1-1, Auden Tate 1-1, Brandon Wilson 1-0. BENGALS 24-13, OPPONENTS 11-5.

PASSING	ATT	CMP	YDS	CMP%	YDS/ATT	TD	TD%	INT	INT%	LG	SKD-YDS	RAT
Andy Dalton	528	314	3494	59.5	6.62	16	3.0	14	2.7	66t	37-249	78.3
Ryan Finley	87	41	474	47.1	5.45	2	2.3	2	2.3	47	11-93	62.1
Alex Erickson	1	1	26	100.0	26.00	0	0.0	0	0.0	26	0-0	118.8
BENGALS	616	356	3994	57.8	6.48	18	2.9	16	2.6	66t	48-342	76.2
OPPONENTS	499	308	4121	61.7	8.26	25	5.0	11	2.2	79t	31-204	95.4

RUSHING	ATT	YDS	AVG	LG	TD
Joe Mixon	278	1137	4.1	41	5
Giovanni Bernard	53	170	3.2	25	0
Ryan Finley	10	77	7.7	24	0
Andy Dalton	32	73	2.3	17	4
Alex Erickson	5	33	6.6	17	0
Tyler Boyd	4	23	5.8	10	0
John Ross III	3	4	1.3	5	0
BENGALS	385	1517	3.9	41	9
OPPONENTS	504	2382	4.7	57	17

RECEIVING	REC	YDS	AVG	LG	TD
Tyler Boyd	90	1046	11.6	47	5
Alex Erickson	43	529	12.3	52	0
Tyler Eifert	43	436	10.1	27	3
Auden Tate	40	575	14.4	33	1
Joe Mixon	35	287	8.2	33	3
Giovanni Bernard	30	234	7.8	35	0
John Ross III	28	506	18.1	66t	3
C.J. Uzomah	27	242	9.0	36	2
Damon Willis	9	82	9.1	17	0
Drew Sample	5	30	6.0	21	0
Stanley Morgan	3	18	6.0	9	0
Cethan Carter	2	13	6.5	8t	1
Andy Dalton	1	4	-4.0	-4	0
BENGALS	356	3994	11.2	66t	18
OPPONENTS	308	4121	13.4	79t	25

INTERCEPTIONS	NO	YDS	AVG	LG	TD
Darius Phillips	4	82	20.5	28	0
Jessie Bates III	3	33	11.0	20	0
Nick Vigil	1	34	34.0	34	0
William Jackson III	1	19	19.0	19	0
Shawn Williams	1	12	12.0	12	0
B.W. Webb	1	1	1.0	1	0
BENGALS	11	181	16.5	34	0
OPPONENTS	16	314	19.6	89t	4

PUNTING	NO	YDS	AVG	NET	TB	IN-20	LG	BLK
Kevin Huber	75	3394	45.3	42.1	5	30	63	0
BENGALS	75	3394	45.3	42.1	5	30	63	0
OPPONENTS	69	3073	44.5	40.4	6	23	65	0

PUNT RETURNS	NO	FC	YDS	AVG	LG	TD
Alex Erickson	25	16	157	6.3	17	0
Darius Phillips	3	1	8	2.7	9	0
Tyler Boyd	1	0	-1	-1.0	-1	0
BENGALS	29	17	164	5.7	17	0
OPPONENTS	24	30	136	5.7	17	0

KICKOFF RETURNS	NO	YDS	AVG	LG	TD
Brandon Wilson	20	625	31.3	92t	1
Darius Phillips	17	373	21.9	37	0
Alex Erickson	4	79	19.8	26	0
Giovanni Bernard	1	14	14.0	14	0
BENGALS	42	1091	26.0	92t	1
OPPONENTS	19	401	21.1	47	0

FIELD GOALS	1-19	20-29	30-39	40-49	50+
Randy Bullock	0-0	10-10	6-6	10-12	1-3
BENGALS	0-0	10-10	6-6	10-12	1-3
OPPONENTS	0-0	12-12	8-10	9-10	1-2

Randy Bullock: (39G, 45WL, 27G), (52WL, 37G), (43G), (28G), (23G, 48G, 23G), (22G), (38G), (28G), (42G, 39G), (53WL, 40G), (27G), (24G, 48WR, 47G), (34G, 44G, 28G, 46G), (34G, 48G), (20G, 57G), (47G, 46G).

Opponents: (—), (33G, 38G, 39WR), (34G, 45G, 62WL), (29G, 49G), (37WR, 23G, 20G, 22G, 31G), (40G, 49G, 21G), (21G, 29G, 37G, 26G), (23G), (—), (20G), (26G, 47G, 26G), (42G, 39G), (53G, 31G), (40G, 46G), (47WL, 37G), (42G).

USUAL STARTERS

OFFENSE		DEFENSE	
WR	Auden Tate	LDE	Carlos Dunlap
LOT	Andre Smith	NT	Andrew Billings
	John Jerry	DT	Geno Atkins
	Cordy Glenn	DE	Josh Tupou
LG	Michael Jordan	RDE	Sam Hubbard
	Billy Price	LB	Nick Vigil
C	Trey Hopkins	LB	Preston Brown
RG	John Miller		Germaine Pratt
RO	Bobby Hart	CB	B.W. Webb
TE	C.J. Uzomah		Dre Kirkpatrick
WR	Tyler Boyd	CB	William Jackson III
WR	John Ross III	S	Shawn Williams
	Alex Erickson	S	Jessie Bates III
QB	Andy Dalton		
HB	Joe Mixon		

DEFENSE*	ST	AT	TT	SKS-YDS	INT-YDS	PD	FF	FR-YDS
Shawn Williams	79	33	112	1-3	1-12	3	0	0-0
Nick Vigil	60	51	111	1-0	1-34	5	1	2-13
Jessie Bates III	71	29	100	0-0	3-33	9	1	1-0
Sam Hubbard	46	30	76	8.5-56.5	0-0	3	1	0-0
Germaine Pratt	47	25	72	0-0	0-0	0	0	0-0
Carlos Dunlap	39	24	63	9-63	0-0	8	2	0-0
Preston Brown	26	26	52	0-0	0-0	0	1	1-0
Geno Atkins	18	29	47	4.5-23.5	0-0	0	0	0-0
B.W. Webb	30	7	37	0-0	1-1	7	0	0-0
William Jackson III	26	11	37	0-0	1-19	3	0	0-0
Darqueze Dennard	25	12	37	0-0	0-0	5	0	0-0
Andrew Billings	18	17	35	1-13	0-0	0	0	0-0
Dre Kirkpatrick	27	6	33	1-9	0-0	4	0	1-11
Josh Tupou	14	13	27	0-0	0-0	0	1	0-0
Carl Lawson	17	6	23	5-36	0-0	0	0	0-0
Brandon Wilson	11	7	18	0-0	0-0	0	2	0-0
Tony McRae	13	2	15	0-0	0-0	1	0	0-0
Andrew Brown	10	4	14	0-0	0-0	0	0	0-0
Clayton Fejedelem	12	1	13	0-0	0-0	0	0	0-0
Renell Wren	4	4	8	0-0	0-0	0	0	0-0
Ryan Glasgow	1	6	7	0-0	0-0	0	0	0-0
Jordan Evans	2	4	6	0-0	0-0	1	0	0-0
Anthony Zettel	3	2	5	0-0	0-0	0	0	0-0
Darius Phillips	4	0	4	0-0	4-82	7	0	0-0
Hardy Nickerson	3	1	4	0-0	0-0	0	0	0-0
LaRoy Reynolds	2	1	3	0-0	0-0	1	0	0-0
Torry McTyer	2	0	2	0-0	0-0	0	0	0-0
Kerry Wynn	0	2	2	0-0	0-0	0	0	0-0
Greg Mabin	1	0	1	0-0	0-0	1	0	0-0

SPECIAL TEAMS*	ST	AT	TT	FF	FR-YDS	BP	BFG	BXP
Cethan Carter	4	3	7	0	0-0	0	0	0
Tony McRae	4	3	7	0	0-0	0	0	0
Jordan Evans	4	2	6	0	0-0	0	0	0
Brandon Wilson	3	3	6	0	0-0	0	0	0
Stanley Morgan	4	1	5	0	0-0	0	0	0
Samaje Perine	3	1	4	0	0-0	0	0	0
Germaine Pratt	3	1	4	0	0-0	0	0	0
LaRoy Reynolds	3	0	3	0	0-0	0	0	0
Hardy Nickerson	2	0	2	0	0-0	0	0	0
Preston Brown	1	1	2	0	0-0	0	0	0
Clayton Fejedelem	1	1	2	0	0-0	0	0	0
Shawn Williams	1	1	2	0	0-0	0	0	0
Greg Mabin	1	0	1	0	0-0	0	0	0
Trayvon Henderson	0	1	1	0	0-0	0	0	0
Darius Phillips	0	1	1	0	0-0	0	0	0
C.J. Uzomah	0	1	1	0	0-0	0	0	0
Kerry Wynn	0	1	1	0	0-0	0	0	0

MISCELLANEOUS DEFENSE*	ST	AT	TT	FF	FR-YDS
Tyler Boyd	3	0	3	0	0-0
Tyler Eifert	3	0	3	0	0-0
Andy Dalton	2	0	2	0	0-0
Trey Hopkins	1	1	2	0	0-0
Giovanni Bernard	1	0	1	0	0-0
Alex Erickson	1	0	1	0	0-0
Cordy Glenn	1				

2020 STATISTICS

RECORD: 4-11-1

HEAD COACH: ZAC TAYLOR

DATE	W-L	SCORE	OPPONENT	ATTENDANCE
9-13-20	L	13-16	L.A. CHARGERS	—
9-17-20	L	30-35	at Cleveland	6000
9-27-20	T	23-23 (OT)	at Philadelphia	—
10-4-20	W	33-25	JACKSONVILLE	6243
10-11-20	L	3-27	at Baltimore	—
10-18-20	L	27-31	at Indianapolis	12,453
10-25-20	L	34-37	CLEVELAND	9732
11-1-20	W	31-20	TENNESSEE	9712
11-8-20			— BYE —	
11-15-20	L	10-36	at Pittsburgh	5909
11-22-20	L	9-20	at Washington	—
11-29-20	L	17-19	N.Y. GIANTS	10,208
12-6-20	L	7-19	at Miami	12,577
12-13-20	L	7-30	DALLAS	10,322
12-21-20	W	27-17	PITTSBURGH	10,249
12-27-20	W	37-31	at Houston	12,344
1-3-21	L	3-38	BALTIMORE	10,499

TEAM STATISTICS		BENGALS	OPPONENTS
TOTAL FIRST DOWNS	318	343
Rushing	92	126
Passing	201	192
Penalty	25	25
3rd Down: Made-Att	77-213	91-210
3rd Down Pct.	36.2	43.3
4th Down: Made-Att	19-27	10-16
4th Down Pct.	70.4	62.5
POSSESSION AVG.	30:50	29:10
TOTAL NET YARDS	5116	6227
Avg. Per Game	319.8	389.2
Total Plays	1040	1021
Avg. Per Play	4.9	6.1
NET YARDS RUSHING	1668	2368
Avg. Per Game	104.3	148.0
Total Rushes	463	463
NET YARDS PASSING	3448	3859
Avg. Per Game	215.5	241.2
Sacked-Yards Lost	48-345	17-83
Gross Yards	3793	3942
Att.-Completions	581-372	541-340
Completion Pct.	64.0	62.8
Had Intercepted	11	11
PUNTS-AVG.	71-47.2	59-47.4
Net Punting Avg.	71-42.8	59-41.4
PENALTY-YARDS	83-675	99-795
FUMBLES-BALLS LOST	20-13	14-6
TOUCHDOWNS	33	47
Rushing	13	13
Passing	19	32
Returns	1	2

SCORE BY PERIODS	1	2	3	4	OT	PTS
BENGALS	61	107	53	90	0	311
OPPONENTS	76	121	98	129	0	424

SCORING	TD	TD-R	TD-P	TD-R	K-PAT	FG	S	PTS
Randy Bullock	0	0	0	0	24-25	21-26	0	87
Giovani Bernard	6	3	3	0	—	—	0	36
Tee Higgins	6	0	6	0	—	—	0	36
Austin Seibert	0	0	0	0	8-8	6-8	0	26
Tyler Boyd	4	0	4	0	—	—	0	24
Joe Mixon	4	3	1	0	—	—	0	24
Joe Burrow	3	3	0	0	—	—	0	18
Samaje Perine	3	3	0	0	—	—	0	18
A.J. Green	2	0	2	0	—	—	0	12
Ryan Finley	1	1	0	0	—	—	0	6
Drew Sample	1	0	1	0	—	—	0	6
Mike D. Thomas	1	0	1	0	—	—	0	6
C.J. Uzomah	1	0	1	0	—	—	0	6
Brandon Wilson	1	0	0	1	—	—	0	6
BENGALS	33	13	19	1	32-33	27-34	0	311
OPPONENTS	47	13	32	2	43-44	33-38	0	424

Two-point conversions: None. BENGALS 0-0 (0-0 R, 0-0 P), OPPONENTS 0-3 (0-0 R, 0-3 P).

Fumbles-lost: Joe Burrow 9-4, Alex Erickson 2-2, Brandon Allen 1-1, Giovani Bernard 1-1, Tee Higgins 1-1, Joe Mixon 1-1, Drew Sample 1-1, Mike D. Thomas 1-1, Trayveon Williams 1-1, Tyler Boyd 1-0, Billy Price 1-0. BENGALS 20-13, OPPONENTS 14-6.

PASSING	ATT	CMP	YDS	CMP%	YDS/ATT	TD	TD%	INT	INT%	LG	SKD-YDS	RAT
Joe Burrow	404	264	2688	65.3	6.65	13	3.2	5	1.2	67	32-231	89.8
Brandon Allen	142	90	925	63.4	6.51	5	3.5	4	2.8	72t	7-51	82.0
Ryan Finley	32	17	164	53.1	5.13	1	3.1	2	6.3	30	9-63	52.1
Tyler Boyd	2	1	16	50.0	8.00	0	0.0	0	0.0	16	0-0	77.1
Alex Erickson	1	0	0	0.0	0.00	0	0.0	0	0.0	—	0-0	39.6
BENGALS	581	372	3793	64.0	6.53	19	3.3	11	1.9	72t	48-345	85.7
OPPONENTS	541	340	3942	62.8	7.29	32	5.9	11	2.0	55	17-83	96.1

RUSHING	ATT	YDS	AVG	LG	TD
Joe Mixon	119	428	3.6	34t	3
Giovani Bernard	124	416	3.4	15	3
Samaje Perine	63	301	4.8	46t	3
Trayveon Williams	26	157	6.0	55	0
Joe Burrow	37	142	3.8	23t	3
Ryan Finley	11	66	6.0	23t	1
Tyler Boyd	5	49	9.8	25	0
Shawn Williams	2	46	23.0	39	0
Tee Higgins	5	28	5.6	13	0
Brandon Allen	13	27	2.1	4	0
Alex Erickson	5	7	1.4	7	0
Mike D. Thomas	1	1	1.0	1	0
BENGALS	411	1668	4.1	55	13
OPPONENTS	463	2368	5.1	72t	13

RECEIVING	REC	YDS	AVG	LG	TD
Tyler Boyd	79	841	10.6	72t	4
Tee Higgins	67	908	13.6	67	6
A.J. Green	47	523	11.1	33	2
Giovani Bernard	47	355	7.6	42	3
Drew Sample	40	349	8.7	23	1
Joe Mixon	21	138	6.6	19	1
Auden Tate	14	150	10.7	19	0
Mike D. Thomas	13	132	10.2	29	1
Alex Erickson	12	139	11.6	42	0
Samaje Perine	11	66	6.0	15	0
C.J. Uzomah	8	87	10.9	23t	1
Cethan Carter	5	53	10.6	24	0
Trayveon Williams	5	30	6.0	13	0
John Ross III	2	17	8.5	15	0
Trenton Irwin	1	5	5.0	5	0
BENGALS	372	3793	10.2	72t	19
OPPONENTS	340	3942	11.6	55	32

INTERCEPTIONS	NO	YDS	AVG	LG	TD
Jessie Bates III	3	12	4.0	12	0
Logan Wilson	2	0	0.0	0	0
William Jackson III	1	30	30.0	30	0
Mackensie Alexander	1	21	21.0	21	0
Darius Phillips	1	21	21.0	21	0
Akeem Davis-Gaither	1	0	0.0	0	0
Jordan Evans	1	0	0.0	0	0
LeShaun Sims	1	0	0.0	0	0
BENGALS	11	84	7.6	30	0
OPPONENTS	11	23	2.1	12	0

PUNTING	NO	YDS	AVG	NET	TB	IN-20	LG	BLK
Kevin Huber	71	3350	47.2	42.8	7	19	72	0
BENGALS	71	3350	47.2	42.8	7	19	72	0
OPPONENTS	59	2797	47.4	41.4	6	21	63	0

PUNT RETURNS	NO	FC	YDS	AVG	LG	TD
Alex Erickson	23	20	232	10.1	29	0
BENGALS	23	20	232	10.1	29	0
OPPONENTS	29	16	170	5.9	42	0

KICKOFF RETURNS	NO	YDS	AVG	LG	TD
Brandon Wilson	24	629	26.2	103t	1
Alex Erickson	3	71	23.7	24	0
Giovani Bernard	2	38	19.0	24	0
Khalid Kareem	1	13	13.0	13	0
Samaje Perine	1	13	13.0	13	0
BENGALS	31	764	24.6	103t	1
OPPONENTS	18	415	23.1	60	0

FIELD GOALS	1-19	20-29	30-39	40-49	50+
Randy Bullock	0-0	3-3	8-10	7-8	3-5
Austin Seibert	0-0	0-0	5-5	1-2	0-1
BENGALS	0-0	3-3	13-15	8-10	3-6
OPPONENTS	1-1	9-9	9-10	10-11	4-7

Randy Bullock: (50G, 43G, 31WR), (38G, 43G, 27G), (48G, 31G, 25G), (35G, 40G, 46G, 30G), (38G), (47G, 55G, 48RU), (37G, 23G), (33G), (37G), (34RU, 53G, 58RU), (44G), (53WL), (—), (—), (—), (—).

Austin Seibert: (—), (—), (—), (—), (—), (—), (—), (—), (—), (—), (—), (—), (34G, 55WR, 33G), (49WL, 35G, 48G, 36G), (38G).

Opponents: (24G, 43G, 50WR, 22G), (—), (27G, 42G, 54G), (48WL, 32G, 20G, 50G, 30G), (46G, 61WR, 39G), (40G), (43G), (53RU), (41G, 30G, 45G), (32G, 50G, 38WR), (49G, 40G, 39G, 32G), (25G, 48G, 23G, 19G), (34G, 20G, 55G), (25G), (21G), (34G).

USUAL STARTERS

OFFENSE		DEFENSE	
WR	A.J. Green	LDE	Sam Hubbard
LOT	Jonah Williams	NT	Mike Daniels
LG	Michael Jordan	DT	Christian Covington
C	Trey Hopkins	RDE	Carl Lawson
RG	Alex Redmond	LB	Josh Bynes
	Quinton Spain	LB	Germaine Pratt
ROT	Bobby Hart	NCB	Mackensie Alexander
TE	Drew Sample	CB	LeShaun Sims
WR	Tyler Boyd		Darius Phillips
WR	Tee Higgins	CB	William Jackson III
QB	Joe Burrow	S	Vonn Bell
HB	Giovani Bernard	S	Jessie Bates III
	Joe Mixon		

DEFENSE*	ST	AT	TT	SKS-YDS	INT-YDS	PD	FF	FR-YDS
Vonn Bell	67	47	114	0-0	0-0	5	3	2-65
Jessie Bates III	76	31	107	0-0	3-12	15	1	0-0
Josh Bynes	53	46	99	1-0	0-0	2	0	1-0
Germaine Pratt	54	34	88	0-0	0-0	2	0	0-0
Sam Hubbard	33	29	62	2-8	0-0	3	1	0-0
LeShaun Sims	38	14	52	0-0	1-0	4	0	0-0
Mackensie Alexander	32	15	47	0-0	1-21	6	0	0-0
William Jackson III	38	7	45	0-0	1-30	11	0	0-0
Christian Covington	14	25	39	0-0	0-0	0	0	0-0
Darius Phillips	29	7	36	0-0	1-21	12	2	0-0
Carl Lawson	18	18	36	5.5-31	0-0	2	0	0-0
Logan Wilson	19	8	27	1-10	2-0	3	0	0-0
Akeem Davis-Gaither	16	10	26	0.5-0	1-0	3	0	0-0
Xavier Williams	10	12	22	1-0	0-0	0	0	1-0
Khalid Kareem	9	10	19	1-0	0-0	0	0	0-0
DJ Reader	8	11	19	0-0	0-0	2	0	0-0
Carlos Dunlap	13	5	18	1-9	0-0	2	0	0-0
Mike Daniels	7	10	17	0-0	0-0	0	0	0-0
Amani Bledsoe	6	11	17	0-0	0-0	2	0	0-0
Tony Brown	7	4	11	0-0	0-0	1	0	0-0
Shawn Williams	7	2	9	0-0	0-0	1	0	0-0
Kahlil McKenzie	4	4	8	0-0	0-0	0	0	0-0
Jordan Evans	4	3	7	2-17	1-0	1	0	1-0
Margus Hunt	5	1	6	1-4	0-0	4	0	1-0
Brandon Wilson	4	0	4	0-0	0-0	0	1	0-0
Jalen Davis	3	1	4	0-0	0-0	0	0	0-0
Freedom Akinmoladun	1	2	0	0-0	0-0	0	0	0-0
Andrew Brown	1	1	2	1-4	0-0	0	0	0-0
Geno Atkins	1	0	1	0-0	0-0	0	0	0-0
Markus Bailey	0	0	0	0-0	0-0	1	0	0-0

SPECIAL TEAMS*	ST	AT	TT	FF	FR-YDS	BP	BFG	BXP
Cethan Carter	6	4	10	0	0-0	0	0	0
Brandon Wilson	5	4	9	0	0-0	0	0	0
Shawn Williams	5	2	7	0	0-0	0	0	0
Logan Wilson	4	2	6	0	0-0	0	0	0
Akeem Davis-Gaither	4	1	5	0	0-0	0	0	0
Jordan Evans	1	3	4	0	0-0	0	0	

2022 STATISTICS

RECORD: 12-4

HEAD COACH: ZAC TAYLOR

(BENGALS WON AFC NORTH DIVISION; SEE POSTSEASON PORTION OF TEAM HISTORY SECTION FOR POSTSEASON STATS)

DATE	W-L	SCORE	OPPONENT	ATTENDANCE
9-11-22	L	20-23 (OT)	PITTSBURGH	65,841
9-18-22	L	17-20	at Dallas	92,944
9-25-22	W	27-12	at N.Y. Jets	73,708
9-29-22	W	27-15	MIAMI	67,260
10-9-22	L	17-19	at Baltimore	70,548
10-16-22	W	30-26	at New Orleans	70,004
10-23-22	W	35-17	ATLANTA	66,158
10-31-22	L	13-32	at Cleveland	67,431
11-6-22	W	42-21	CAROLINA	66,160
11-13-22			— BYE —	
11-20-22	W	37-30	at Pittsburgh	66,401
11-27-22	W	20-16	at Tennessee	69,441
12-4-22	W	27-24	KANSAS CITY	66,243
12-11-22	W	23-10	CLEVELAND	66,222
12-18-22	W	34-23	at Tampa Bay	69,305
12-24-22	W	22-18	at New England	65,878
1-2-23	—	—	BUFFALO	CANCELED
1-8-23	W	27-16	BALTIMORE	65,849

TEAM STATISTICS	BENGALS	OPPONENTS
TOTAL FIRST DOWNS	357	295
Rushing	96	102
Passing	221	173
Penalty	40	20
3rd Down: Made-Att	95-206	84-212
3rd Down Pct.	46.1	39.6
4th Down: Made-Att	3-12	9-23
4th Down Pct.	25.0	39.1
POSSESSION AVG.	31:55	28:05
TOTAL NET YARDS	5768	5371
Avg. Per Game	360.5	335.7
Total Plays	1053	996
Avg. Per Play	5.5	5.4
NET YARDS RUSHING	1528	1706
Avg. Per Game	95.5	106.6
Total Rushes	399	407
NET YARDS PASSING	4240	3665
Avg. Per Game	265.0	229.1
Sacked-Yards Lost	44-280	30-163
Gross Yards	4520	3828
Att.-Completions	610-418	559-329
Completion Pct.	68.5	58.9
Had Intercepted	12	13
PUNTS-AVG.	59-45.4	63-47.5
Net Punting Avg.	59-39.9	63-41.1
PENALTIES-YARDS	81-623	100-832
FUMBLES-BALLS LOST	11-6	21-11
TOUCHDOWNS	50	32
Rushing	14	12
Passing	35	17
Returns	3	3

SCORE BY PERIODS	1	2	3	4	OT	PTS
BENGALS	94	139	85	100	0	418
OPPONENTS	52	128	72	67	3	322

SCORING	TD	TD-R	TD-P	TD-Rt	K-PAT	FG	S	PTS
Evan McPherson	0	0	0	0	40-44	24-29	0	112
Ja'Marr Chase	9	0	9	0	—	—	0	54
Joe Mixon	7	7	2	0	—	—	0	54
Tee Higgins	7	0	7	0	—	—	0	44
Samaje Perine	6	2	4	0	—	—	0	36
Tyler Boyd	5	0	5	0	—	—	0	32
Joe Burrow	5	5	0	0	—	—	0	30
Trenton Irwin	4	0	4	0	—	—	0	24
Hayden Hurst	2	0	2	0	—	—	0	12
Chris Evans	1	0	1	0	—	—	0	6
Joseph Ossai	1	0	0	1	—	—	0	6
Mitchell Wilcox	1	0	1	0	—	—	0	6
Mike D. Thomas	0	0	0	0	—	—	0	2
BENGALS	50	14	35	1	40-44	24-29	0	418
OPPONENTS	32	12	17	3	26-29	34-40	0	322

Two-point conversions: Tyler Boyd 1, Tee Higgins 1, Mike D. Thomas 1. BENGALS 3-6 (0-1 R, 3-5 P), OPPONENTS 1-3 (1-1 R, 0-2 P).

Fumbles-lost: Joe Burrow 6-3, Ja'Marr Chase 2-2, Trent Taylor 2-1, Logan Wilson 1-0. BENGALS 11-6, OPPONENTS 21-11.

PASSING	ATT	CMP	YDS	CMP%	YDS/ATT	TD	TD%	INT	INT%	LG	SKD-YDS	RAT
Joe Burrow	606	414	4475	68.3	7.38	35	5.8	12	2.0	60t	41-259	100.8
Brandon Allen	3	3	22	100.0	7.33	0	0.0	0	0.0	13	1-0	97.2
Tyler Boyd	1	1	23	100.0	23.00	0	0.0	0	0.0	23	1-12	118.8
Ja'Marr Chase	0	0	0	—	—	0	—	0	—	—	1-9	—
BENGALS	610	418	4520	68.5	7.41	35	5.7	12	2.0	60t	44-280	101.0
OPPONENTS	559	329	3828	58.9	6.85	17	3.0	13	2.3	75t	30-163	80.1

RUSHING	ATT	YDS	AVG	LG	TD
Joe Mixon	210	814	3.9	40	7
Samaje Perine	95	394	4.1	29	2
Joe Burrow	75	257	3.4	23	5
Trayveon Williams	6	30	5.0	16	0
Trent Taylor	4	15	3.8	9	0
Trenton Irwin	1	11	11.0	11	0
Ja'Marr Chase	5	8	1.6	6	0
Brandon Allen	3	-1	-3	2	0
BENGALS	399	1528	3.8	40	14
OPPONENTS	407	1706	4.2	44t	12

RECEIVING	REC	YDS	AVG	LG	TD
Ja'Marr Chase	87	1046	12.0	60t	9
Tee Higgins	74	1029	13.9	59t	7
Joe Mixon	60	441	7.4	35	2
Tyler Boyd	58	762	13.1	60t	5
Hayden Hurst	52	414	8.0	29	2
Samaje Perine	38	287	7.6	32	4
Mitchell Wilcox	17	139	8.2	19	1
Trenton Irwin	15	231	15.4	45t	4
Trent Taylor	6	62	10.3	34	0
Chris Evans	3	38	12.7	26	1
Mike D. Thomas	2	38	19.0	33	0
Trayveon Williams	2	30	15.0	24	0
Devin Asiasi	2	5	2.5	6	0
Drew Sample	2	-2	-1.0	2	0
BENGALS	418	4520	10.8	60t	35
OPPONENTS	329	3828	11.6	75t	17

INTERCEPTIONS	NO	YDS	AVG	LG	TD
Vonn Bell	4	56	14.0	46	0
Jessie Bates III	4	28	7.0	16	0
Germaine Pratt	2	3	1.5	3	0
Logan Wilson	1	41	41.0	41	0
Mike Hillton	1	5	5.0	5	0
Tre Flowers	1	0	0.0	0	0
BENGALS	13	133	10.2	46	0
OPPONENTS	12	119	9.9	69t	2

PUNTING	NO	YDS	AVG	NET	TB	IN-20	LG	BLK
Kevin Huber	31	1340	43.2	37.4	1	9	63	0
Drue Chrisman	28	1338	47.8	42.6	2	13	65	0
BENGALS	59	2678	45.4	39.9	3	22	65	0
OPPONENTS	63	2991	47.5	41.1	3	18	71	0

PUNT RETURNS	NO	FC	YDS	AVG	LG	TD
Trent Taylor	33	19	340	10.3	27	0
BENGALS	33	19	340	10.3	27	0
OPPONENTS	25	20	266	10.6	56	0

KICKOFF RETURNS	NO	YDS	AVG	LG	TD
Trayveon Williams	16	356	22.3	42	0
Chris Evans	10	211	21.1	29	0
Trent Taylor	2	15	7.5	9	0
Devin Asiasi	1	14	14.0	14	0
BENGALS	29	596	20.6	42	0
OPPONENTS	37	792	21.4	66	0

FIELD GOALS	1-19	20-29	30-39	40-49	50+
Evan McPherson	1-1	5-6	4-4	9-13	5-5
BENGALS	1-1	5-6	4-4	9-13	5-5
OPPONENTS	0-0	10-10	9-10	7-7	8-13

Evan McPherson: (59G, 26G, 29WL), (43G, 50G, 46G), (22G, 43G, 41WL), (19G, 57G), (40G), (52G), (—), (47WR), (48WL), (45G, 54G, 44G), (47G, 38G), (36G, 41G), (30G), (41G, 21G), (28G, 43WL), (34G, 26G).

Opponents: (20G, 48G, 55HLU, 53G), (54G, 50G), (50G, 40G, 52G, 43G), (23G, 48G, 52B, 20G), (37G, 58G, 25G, 43G), (35G, 30G, 37G, 31G), (43G), (53B, 55G), (—), (42G, 30G, 34G), (33G, 35WR, 24G, 38G), (26G, 55WR), (26G), (21G, 50WL), (—), (26G, 51G, 27G).

USUAL STARTERS

OFFENSE		DEFENSE	
WR	Ja'Marr Chase	LDE	Sam Hubbard
LOT	Jonah Williams	NT	DJ Reader
LG	Cordell Volson	DT	B.J. Hill
C	Ted Karras	DE	Zach Carter
RG	Alex Cappa	RDE	Trey Hendrickson
ROT	La'el Collins	LB	Logan Wilson
TE	Hayden Hurst	LB	Germaine Pratt
WR	Tyler Boyd	CB	Eli Apple
WR	Tee Higgins	CB	Cam Taylor-Britt
QB	Joe Burrow	S	Chidobe Awuzie
HB	Joe Mixon	S	Vonn Bell
		S	Jessie Bates III

DEFENSE*	ST	AT	TT	SKS-YDS	INT-YDS	PD	FF	FR-YDS
Logan Wilson	83	40	123	2.5-9.5	1-41	4	1	0-0
Germaine Pratt	50	49	99	1-4	2-3	10	1	1-(-7)
Vonn Bell	53	24	77	1-6.5	4-56	8	2	1-0
Jessie Bates III	38	33	71	0-0	4-28	8	1	0-0
B.J. Hill	30	38	68	3-12	0-0	4	1	3-0
Mike Hillton	48	12	60	0-0	1-5	6	0	0-0
Sam Hubbard	34	26	60	6.5-39.5	0-0	3	1	0-0
Cam Taylor-Britt	41	14	55	0-0	0-0	6	1	0-0
Eli Apple	35	14	49	0-0	0-0	8	0	0-0
Akeem Davis-Gaither	25	12	37	0-0	0-0	1	0	1-3
Chidobe Awuzie	29	6	35	0-0	0-0	5	1	0-0
Trey Hendrickson	22	10	32	8-47.5	0-0	3	3	0-0
DJ Reader	18	9	27	0-0	0-0	4	1	2-0
Cam Sample	17	8	25	2-11	0-0	0	0	0-0
Zach Carter	10	13	23	0.5-0.5	0-0	1	0	0-0
Tre Flowers	14	7	21	0-0	1-0	3	0	0-0
Josh Tupou	8	11	19	2-20	0-0	0	0	0-0
Joseph Ossai	6	11	17	3.5-12.5	0-0	1	0	2-0
Jay Tufele	6	10	16	0-0	0-0	0	0	0-0
Markus Bailey	9	4	13	0-0	0-0	0	0	0-0
Dax Hill	9	3	12	0-0	0-0	0	0	0-0
Joe Bachie	2	1	3	0-0	0-0	0	0	0-0
Domenique Davis	0	3	3	0-0	0-0	0	0	0-0
Allan George	2	0	2	0-0	0-0	0	0	0-0
Michael J. Thomas	1	1	2	0-0	0-0	0	0	0-0
Jalen Davis	0	2	2	0-0	0-0	0	0	0-0
Jeff Gunter	0	1	1	0-0	0-0	0	0	0-0

SPECIAL TEAMS*	ST	AT	TT	FF	FR-YDS	BP	BFG	BXP
Markus Bailey	9	2	11	0	0-0	0	0	0
Stanley Morgan	7	4	11	0	0-0	0	0	0
Michael J. Thomas	4	6	10	0	0-0	0	0	0
Akeem Davis-Gaither	5	4	9	0	0-0	0	0	0
Clay Johnston	4	4	8	0	0-0	0	0	0
Trayveon Williams	5	2	7	0	0-0	0	0	0
Joe Bachie	2	5	7	0	0-0	0	0	0
Tre Flowers	6	0	6	0	0-0	0	0	0
Dax Hill	2	2	4	0	0-0	0	0	0
Samaje Perine	1	3	4	1	0-0	0	0	0
Cal Adomitis	1	1	2	0	0-0	0	0	0
Evan McPherson	1	0	1	0	0-0	0	0	0
Chris Evans	0	1	1	0	0-0	0	0	0
Jalen Davis	0	0	0	0	1-0	0	0	0
Jeff Gunter	0	0	0	0	0-0	0	1	0
B.J. Hill	0	0	0	0	0-0	0	1	0

MISCELLANEOUS DEFENSE*	ST	AT	TT	FF	FR-YDS
Ja'Marr Chase	4	0	4	0	0-0
Samaje Perine	3	0	3	0	0-0
La'el Collins	1	0	1	0	0-0
Hayden Hurst	1	0	1	0</	

2023 STATISTICS

RECORD: 9-8

HEAD COACH: ZAC TAYLOR

DATE	W-L	SCORE	OPPONENT	ATTENDANCE
9-10-23	L	3-24	at Cleveland	67,919
9-17-23	L	24-27	BALTIMORE	66,015
9-25-23	W	19-16	L.A. RAMS	65,158
10-1-23	L	3-27	at Tennessee	68,951
10-8-23	W	34-20	at Arizona	62,651
10-15-23	W	17-13	SEATTLE	66,385
10-22-23			— BYE —	
10-29-23	W	31-17	at San Francisco	71,655
11-5-23	W	24-18	BUFFALO	66,965
11-12-23	L	27-30	HOUSTON	66,526
11-16-23	L	20-34	at Baltimore	70,997
11-26-23	L	10-16	PITTSBURGH	65,090
12-4-23	W	34-31 (OT)	at Jacksonville	67,951
12-10-23	W	34-14	INDIANAPOLIS	65,981
12-16-23	W	27-24 (OT)	MINNESOTA	66,376
12-23-23	L	11-34	at Pittsburgh	66,646
12-31-23	L	17-25	at Kansas City	73,565
1-7-24	W	31-14	CLEVELAND	65,865

TEAM STATISTICS	BENGALS	OPPONENTS
TOTAL FIRST DOWNS	329	351
Rushing	90	127
Passing	208	201
Penalty	31	23
3rd Down: Made-Att	82-218	87-213
3rd Down Pct.	37.6	40.8
4th Down: Made-Att	9-20	7-15
4th Down Pct.	45.0	46.7
POSSESSION AVG.	30:30	29:30
TOTAL NET YARDS	5422	6368
Avg. Per Game	318.9	374.6
Total Plays	1048	1055
Avg. Per Play	5.2	6.0
NET YARDS RUSHING	1527	2145
Avg. Per Game	89.8	126.2
Total Rushes	383	456
NET YARDS PASSING	3895	4223
Avg. Per Game	229.1	248.4
Sacked-Yards Lost	50-362	44-257
Gross Yards	4257	4480
Att.-Completions	615-420	555-364
Completion Pct.	68.3	65.6
Had Intercepted	14	17
PUNTS-AVG.	76-44.3	67-46.5
Net Punting Avg.	76-40.2	67-40.2
PENALTIES-YARDS	76-614	92-784
FUMBLES-BALLS LOST	10-2	18-9
TOUCHDOWNS	41	41
Rushing	12	17
Passing	27	23
Returns	2	1

SCORE BY PERIODS	1	2	3	4	OT	PTS
BENGALS	85	96	82	97	6	366
OPPONENTS	69	131	85	99	0	384

SCORING	TD	TD-R	TD-P	TD-Rt	K-PAT	FG	S	PTS
Evan McPherson	0	0	0	0	40-40	26-31	0	118
Joe Mixon	12	9	3	0	—	—	0	74
Ja'Marr Chase	7	0	7	0	—	—	0	42
Tee Higgins	5	0	5	0	—	—	0	30
Andreï Iosivas	4	0	4	0	—	—	0	24
Jake Browning	3	3	0	0	—	—	0	18
Tyler Boyd	2	0	2	0	—	—	0	12
Drew Sample	2	0	2	0	—	—	0	12
Chase Brown	1	0	1	0	—	—	0	6
Tanner Hudson	1	0	1	0	—	—	0	6
Trenton Irwin	1	0	1	0	—	—	0	6
Charlie Jones	1	0	0	1	—	—	0	6
Irv Smith Jr.	1	0	1	0	—	—	0	6
Cam Taylor-Britt	1	0	0	1	—	—	0	6
BENGALS	41	12	27	2	40-40	26-31	0	366
OPPONENTS	41	17	23	1	36-38	32-35	0	384

Two-point conversions: Joe Mixon 1. BENGALS 1-1 (0-0 R, 1-1 P), OPPONENTS 3-3 (1-1 R, 2-2 P).

Fumbles-lost: Jake Browning 3-0, Joe Burrow 2-1, Trenton Irwin 2-0, Irv Smith Jr. 1-1, Chase Brown 1-0, Ja'Marr Chase 1-0. BENGALS 10-2, OPPONENTS 18-9.

PASSING	ATT	CMP	YDS	CMP%	YDS/ATT	TD	TD%	INT	INT%	LG	SKD-YDS	RAT
Joe Burrow	365	244	2309	66.8	6.33	15	4.1	6	1.6	64t	24-180	91.0
Jake Browning	243	171	1936	70.4	7.97	12	4.9	7	2.9	80t	24-169	98.4
AJ McCarron	5	4	19	80.0	3.80	0	0.0	0	0.0	10	1-9	82.5
Tyler Boyd	1	0	0	0.0	0.00	0	0.0	1	100.0	—	0-0	0.0
Ja'Marr Chase	1	1	-7	100.0	-7.00	0	0.0	0	0.0	-7	0-0	79.2
Tanner Hudson	0	0	0	—	—	0	0	0	—	—	1-4	—
BENGALS	615	420	4257	68.3	6.92	27	4.4	14	2.3	80t	50-362	93.0
OPPONENTS	555	364	4480	65.6	8.07	23	4.1	17	3.1	86t	44-257	91.4

RUSHING	ATT	YDS	AVG	LG	TD
Joe Mixon	257	1034	4.0	44	9
Chase Brown	44	179	4.1	31	0
Jake Browning	27	127	4.7	21	3
Joe Burrow	31	88	2.8	20	0
Trayveon Williams	15	69	4.6	15	0
Charlie Jones	2	13	6.5	7	0
Chris Evans	2	12	6.0	7	0
Tyler Boyd	2	11	5.5	6	0
Ja'Marr Chase	3	-6	-2.0	2	0
BENGALS	383	1527	4.0	44	12
OPPONENTS	456	2145	4.7	41	17

RECEIVING	REC	YDS	AVG	LG	TD
Ja'Marr Chase	100	1216	12.2	76t	7
Tyler Boyd	67	667	10.0	64	2
Joe Mixon	52	376	7.2	45	3
Tee Higgins	42	656	15.6	80t	5
Tanner Hudson	39	352	9.0	26	1
Trenton Irwin	25	116	4.6	32t	1
Drew Sample	22	163	7.4	22t	2
Irv Smith Jr.	18	115	6.4	14	1
Andreï Iosivas	15	116	7.7	16	4
Chase Brown	14	156	11.1	54t	1
Mitchell Wilcox	9	56	6.2	12	0
Charlie Jones	7	64	9.1	35	0
Trayveon Williams	7	10	1.4	5	0
Kwamie Lassiter II	1	2	2.0	2	0
Chris Evans	1	-1	-1.0	-1	0
Jake Browning	1	-7	-7.0	-7	0
BENGALS	420	4257	10.1	80t	27
OPPONENTS	364	4480	12.3	86t	23

INTERCEPTIONS	NO	YDS	AVG	LG	TD
Cam Taylor-Britt	4	65	16.3	30	1
Logan Wilson	4	42	10.5	26	0
Dax Hill	2	20	10.0	20	0
Mike Hilton	2	16	8.0	16	0
Germaine Pratt	2	9	4.5	9	0
B.J. Hill	2	0	0.0	0	0
Jordan Battle	1	0	0.0	0	0
BENGALS	17	152	8.9	30	1
OPPONENTS	14	129	9.2	36t	1

PUNTING	NO	YDS	AVG	NET	TB	IN-20	LG	BLK
Brad Robbins	76	3369	44.3	40.3	5	20	62	0
BENGALS	76	3369	44.3	40.3	5	20	62	0
OPPONENTS	67	3117	46.5	40.2	4	25	66	0

PUNT RETURNS	NO	FC	YDS	AVG	LG	TD
Charlie Jones	23	11	248	10.8	81t	1
Trenton Irwin	10	5	98	9.8	28	0
Andreï Iosivas	1	0	0	0.0	0	0
BENGALS	34	16	346	10.2	81t	1
OPPONENTS	29	26	203	7.0	27	0

KICKOFF RETURNS	NO	YDS	AVG	LG	TD
Trayveon Williams	12	290	24.2	46	0
Chase Brown	2	44	22.0	27	0
Chris Evans	2	45	22.5	27	0
Trenton Irwin	1	8	8.0	8	0
BENGALS	17	387	22.8	46	0
OPPONENTS	13	221	17.0	33	0

FIELD GOALS	1-19	20-29	30-39	40-49	50+
Evan McPherson	0-0	5-5	6-6	8-8	7-12
BENGALS	0-0	5-5	6-6	8-8	7-12
OPPONENTS	0-0	6-6	10-11	12-13	4-5

Evan McPherson: (42G, 51WR), (27G), (56WL, 49G, 53G, 48G, 54G, 21G), (40G, 40G), (52G), (50WR, 56G), (20G), (50G, 31G), (50G, 53WL, 26G), (47G), (57CB, 54G, 48G), (32G, 35G), (34G, 29G), (35G), (34G), (45G).

Opponents: (42G, 34G, 43G), (59WR, 44G, 40G), (30G, 23G, 42G), (53G, 35G), (—), (55G, 23G), (36G), (34G), (45G, 22G, 38G), (25G, 47G), (41G, 34G, 33G), (48WR, 40G), (38LU), (39G), (50G, 30G), (54G, 43G, 27G, 24G, 48G, 46G), (—).

USUAL STARTERS

OFFENSE		DEFENSE	
WR	Ja'Marr Chase	LDE	Sam Hubbard
LOT	Orlando Brown Jr.	NT	DJ Reader
LG	Cordell Volson	DT	B.J. Hill
C	Ted Karras	RDE	Trey Hendrickson
RG	Alex Cappa	LB	Logan Wilson
ROT	Jonah Williams	LB	Germaine Pratt
TE	Drew Sample	NCB	Mike Hilton
	Irv Smith Jr.	CB	Cam Taylor-Britt
WR	Tyler Boyd	CB	DJ Turner II
WR	Tee Higgins		Chidobe Awuzie
QB	Joe Burrow	S	Nick Scott
	Jake Browning		Jordan Battle
HB	Joe Mixon	S	Dax Hill

DEFENSE* TK AS CM SKS-YDS INT-YDS PD FF FR-YDS

Logan Wilson	78	57	135	1-0	4-42	9	3	0-0
Germaine Pratt	63	55	118	2-11.5	2-9	3	2	0-0
Dax Hill	72	38	110	1.5-12	2-20	11	0	0-0
Mike Hilton	64	20	84	2-2	2-16	8	0	1-0
Jordan Battle	43	26	69	2-12	1-0	5	0	0-0
Sam Hubbard	38	20	58	6-38	0-0	0	0	2-0
Chidobe Awuzie	43	14	57	0-0	0-0	6	1	1-0
Nick Scott	35	21	56	0-0	0-0	0	0	1-0
B.J. Hill	26	25	51	4.5-27	2-0	5	0	1-0
Cam Taylor-Britt	40	10	50	0-0	4-65	11	1	0-0
DJ Turner II	40	10	50	1-5	0-0	7	0	1-28
Trey Hendrickson	28	15	43	17.5-121.5	0-0	3	3	0-0
DJ Reader	20	14	34	1-9	0-0	1	0	1-0
Cam Sample	18	11	29	1.5-9	0-0	1	0	0-0
Zach Carter	8	15	23	0-0	0-0	1	1	0-0
Myles Murphy	10	10	20	3-10	0-0	0	0	0-0
Josh Tupou	8	11	19	0-0	0-0	0	0	0-0
Akeem Davis-Gaither	10	6	16	0-0	0-0	0	0	0-0
Jay Tufele	4	7	11	0-0	0-0	0	0	0-0
Joseph Ossai	6	4	10	1-0	0-0	1	0	0-0
Markus Bailey	2	1	3	0-0	0-0	0	0	0-0
Jalen Davis	2	1	3	0-0	0-0	1	0	0-0
DJ Ivey	1	0	1	0-0	0-0	1	0	0-0
Joe Bachie	0	1	1	0-0	0-0	0	0	0-0
Sidney Jones IV	0	1	1	0-0	0-0	0	0	0-0

SPECIAL TEAMS* TK AS CM FF FR-YDS BP BFG BXP

Tylen Anderson	5	3	8	0	0-0	0	0	0
Markus Bailey	4	3	7	0	0-0	0	0	0
Chase Brown	2	3	5	0	0-0	0	0	0
Andreï Iosivas	3	1	4	0	0-0	0	0	0
Mitchell Wilcox	3	1	4	0	0-0	0	0	0
Trayveon Williams	3	0	3	0	0-0	0	0	0
Chris Evans	2	0	2	0	0-0	0	0	0
Devin Harper	2	0	2	0	0-0	0	0	0
DJ Ivey	2	0	2	0	1-0	0	0	0
Jalen Davis	1	1	2	0	0-0	0	0	0
Joe Bachie	0	2	2	0	0-0	0	0	0
Jordan Battle	0	2	2	0	0-0	0	0	0
Cal Adomitiis	1	0	1	0	0-0	0	0	0
Shedrick Jackson	1	0	1	0	0-0	0	0	0
Brad Robbins	1	0	1	0	0-0	0	0	0
Akeem Davis-Gaither	0	1	1	0	0-0	0	0	0
Drew Sample	0	1	1</					

OFFENSE/DEFENSE YEAR-BY-YEAR TOTALS

OFFENSE							DEFENSE						
YEAR	PLAYS	FIRST DOWNS	NET YDS RUSH	NET YDS PASS	TOTAL NET YDS	PTS	YEAR	PLAYS	FIRST DOWNS	NET YDS RUSH	NET YDS PASS	TOTAL NET YDS	PTS
1968	772	171	1807	1619	3426	215	1968	916	275	2097	2620	4717	329
1969	728	172	1523	2345	3868	280	1969	935	278	2651	2686	5337	367
1970	831	210	2057	1870	3927	312	1970	874	236	1543	2635	4178	255
1971	867	236	2142	2124	4266	284	1971	811	213	1778	2128	3906	265
1972	899	255	1996	2321	4317	299	1972	794	207	1815	1737	3552	229
1973	871	252	2236	2276	4512	286	1973	840	219	1807	1898	3705	231
1974	835	260	1978	2511	4489	283	1974	892	256	2152	1790	3942	259
1975	966	295	1819	3241	5060	340	1975	889	241	2194	1729	3923	246
1976	878	238	2109	2191	4300	335	1976	930	234	1912	1758	3670	210
1977	904	248	1861	2333	4194	238	1977	901	253	1897	2227	4124	235
1978	1034	271	2131	2741	4872	252	1978	1036	269	2396	2236	4632	284
1979	1049	289	2329	2310	4639	337	1979	1052	334	2219	3692	5911	421
1980	1060	283	2069	2815	4884	244	1980	995	286	1680	3124	4804	312
1981	1078	361	1973	3995	5968	421	1981	1055	324	1881	3408	5289	304
1982	606	207	949	2339	3288	232	1982	551	170	850	2043	2893	177
1983	1036	327	2104	3183	5287	346	1983	973	276	1499	2828	4327	302
1984	1081	339	2179	3301	5480	339	1984	1034	322	1868	3391	5259	339
1985	1062	344	2183	3717	5900	441	1985	1019	337	1999	3664	5663	437
1986	1046	348	2533	3957	6490	409	1986	1051	336	2122	3152	5274	394
1987	1045	319	2164	3213	5377	285	1987	937	286	1641	3056	4697	370
1988	985	351	2710	3347	6057	448	1988	1059	322	2048	3134	5182	329
1989	1083	348	2483	3618	6101	404	1989	997	280	2162	3135	5297	285
1990	943	277	2120	2943	5063	360	1990	1010	308	2085	3520	5605	352
1991	993	286	1811	3158	4969	263	1991	980	308	1662	3990	5652	435
1992	934	248	1976	1943	3919	274	1992	1024	319	2007	3326	5333	364
1993	986	239	1511	2541	4052	187	1993	1000	306	2220	2798	5018	319
1994	990	267	1556	3236	4792	276	1994	1053	310	1906	3248	5154	406
1995	975	288	1439	3753	5192	349	1995	1127	355	2104	4245	6349	374
1996	1088	332	1793	3432	5225	372	1996	1047	317	1643	3826	5469	369
1997	1002	310	1966	3316	5282	355	1997	1091	351	2223	3459	5682	405
1998	979	271	1639	3185	4824	268	1998	992	310	2612	3151	5763	452
1999	1039	293	2051	3226	5277	283	1999	1011	316	1699	3798	5497	460
2000	1001	254	2314	1946	4260	185	2000	1068	307	1925	3562	5487	359
2001	1071	294	1712	3088	4800	226	2001	1013	281	1675	3157	4832	309
2002	1054	315	1730	3476	5206	279	2002	976	315	2003	3262	5265	456
2003	1038	313	1987	3342	5329	346	2003	999	320	2218	3402	5620	384
2004	1004	286	1839	3301	5140	374	2004	1031	303	2062	3303	5365	372
2005	1018	342	1910	3820	5730	421	2005	976	321	1850	3569	5419	350
2006	994	313	1629	3833	5462	373	2006	1038	337	1863	3818	5681	331
2007	1008	320	1556	4012	5568	380	2007	1011	313	1893	3687	5580	385
2008	984	245	1520	2406	3926	204	2008	1013	296	1921	3287	5208	364
2009	1011	295	2056	2890	4946	305	2009	980	276	1573	3249	4822	291
2010	1046	317	1522	3767	5289	322	2010	957	290	1843	3469	5312	395
2011	1015	285	1778	3340	5118	344	2011	1009	284	1675	3385	5060	323
2012	1016	292	1745	3578	5323	391	2012	1034	307	1715	3400	5115	320
2013	1097	330	1755	4136	5891	430	2013	1042	282	1544	3344	4888	305
2014	1018	313	2147	3421	5568	365	2014	1067	337	1861	3888	5749	344
2015	1004	324	1805	3923	5728	419	2015	1032	307	1477	3976	5453	279
2016	1050	341	1769	3942	5711	325	2016	1038	327	1812	3800	5612	315
2017	927	267	1366	3122	4488	290	2017	1091	325	2046	3379	5425	349
2018	938	304	1682	3290	4972	368	2018	1084	372	2204	4414	6618	455
2019	1049	312	1517	3652	5169	279	2019	1034	328	2382	3917	6299	420
2020	1040	318	1668	3448	5116	311	2020	1021	343	2368	3859	6227	424
2021	1046	337	1742	4403	6145	460	2021	1075	339	1742	4222	5964	376
2022	1053	357	1528	4240	5768	418	2022	996	295	1706	3665	5371	322
2023	1048	329	1527	3895	5422	366	2023	1055	351	2145	4223	6368	384

OFFENSE/DEFENSE YEAR-BY-YEAR RANKINGS

OFFENSE				DEFENSE			
YEAR (# of teams in league)	TOTAL	RUSH	PASS	YEAR (# of teams in league)	TOTAL	RUSH	PASS
1968 (AFL/10 teams)	8 (244.7)	3 (129.1)	9 (115.6)	1968 (AFL/10 teams)	8 (336.9)	9 (149.8)	6 (187.1)
1969 (AFL/10 teams)	7 (276.3)	7 (108.8)	T-7 (167.5)	1969 (AFL/10 teams)	10 (381.2)	10 (189.4)	7 (191.9)
1970 (26 teams)	16 (280.5)	4 (146.9)	21 (133.6)	1970 (26 teams)	20 (298.4)	9 (110.2)	25 (188.2)
1971 (26 teams)	6 (304.7)	6 (153.0)	T-14 (151.7)	1971 (26 teams)	12 (279.0)	13 (127.0)	13 (152.0)
1972 (26 teams)	9 (308.4)	14 (142.6)	9 (165.8)	1972 (26 teams)	3 (253.7)	12 (129.6)	4 (124.1)
1973 (26 teams)	5 (322.3)	7 (159.7)	8 (162.6)	1973 (26 teams)	8 (264.6)	8 (129.1)	13 (135.6)
1974 (26 teams)	4 (320.6)	12 (141.3)	4 (179.4)	1974 (26 teams)	11 (281.6)	22 (153.7)	4 (127.9)
1975 (26 teams)	2 (361.4)	17 (129.9)	*1 (231.5)	1975 (26 teams)	7 (280.2)	18 (156.7)	2 (123.5)
1976 (28 teams)	15 (307.1)	15 (150.6)	13 (156.5)	1976 (28 teams)	5 (262.1)	11 (136.6)	3 (125.6)
1977 (28 teams)	13 (299.6)	T-18 (132.9)	7 (166.6)	1977 (28 teams)	21 (294.6)	13 (135.5)	23 (159.1)
1978 (28 teams)	11 (304.5)	18 (133.2)	10 (171.3)	1978 (28 teams)	10 (289.5)	T-19 (149.8)	3 (139.8)
1979 (28 teams)	23 (289.9)	11 (145.6)	24 (144.4)	1979 (28 teams)	28 (369.4)	16 (138.7)	27 (230.8)
1980 (28 teams)	19 (305.3)	12 (129.3)	21 (175.9)	1980 (28 teams)	9 (300.3)	4 (105.0)	13 (195.3)
1981 (28 teams)	2 (373.0)	17 (123.3)	3 (249.7)	1981 (28 teams)	12 (330.6)	9 (117.6)	22 (213.0)
1982 (28 teams)	2 (365.3)	20 (105.4)	3 (259.9)	1982 (28 teams)	18 (321.4)	3 (94.4)	22 (227.0)
1983 (28 teams)	14 (330.4)	16 (131.5)	14 (198.9)	1983 (28 teams)	*1 (270.4)	T-2 (93.7)	3 (176.8)
1984 (28 teams)	5 (342.5)	T-6 (136.2)	T-13 (206.3)	1984 (28 teams)	13 (328.7)	11 (116.8)	18 (211.9)
1985 (28 teams)	3 (368.8)	12 (136.4)	4 (232.3)	1985 (28 teams)	22 (353.9)	15 (124.9)	24 (229.0)
1986 (28 teams)	*1 (405.6)	2 (158.3)	3 (247.3)	1986 (28 teams)	20 (329.6)	22 (132.6)	10 (197.0)
1987 (28 teams)	5 (358.5)	4 (144.3)	9 (214.2)	1987 (28 teams)	8 (313.1)	8 (109.4)	14 (203.7)
1988 (28 teams)	*1 (378.6)	*1 (169.4)	11 (209.2)	1988 (28 teams)	15 (323.9)	18 (128.0)	10 (195.9)
1989 (28 teams)	3 (381.3)	*1 (155.2)	7 (226.1)	1989 (28 teams)	7 (331.1)	10 (135.1)	9 (195.9)
1990 (28 teams)	9 (316.4)	5 (132.5)	15 (183.9)	1990 (28 teams)	25 (350.3)	22 (130.3)	26 (220.0)
1991 (28 teams)	14 (310.6)	12 (113.2)	11 (197.4)	1991 (28 teams)	28 (353.3)	13 (103.9)	28 (249.4)
1992 (28 teams)	26 (244.9)	8 (123.5)	27 (121.4)	1992 (28 teams)	26 (333.3)	24 (125.4)	25 (207.9)
1993 (28 teams)	27 (253.3)	24 (94.4)	27 (158.8)	1993 (28 teams)	16 (313.6)	27 (138.8)	2 (174.9)
1994 (28 teams)	18 (299.5)	18 (97.3)	18 (202.3)	1994 (28 teams)	15 (322.1)	23 (119.1)	9 (203.0)
1995 (30 teams)	17 (324.5)	24 (89.9)	11 (234.6)	1995 (30 teams)	30 (396.8)	26 (131.5)	29 (265.3)
1996 (30 teams)	10 (326.6)	13 (112.1)	12 (214.5)	1996 (30 teams)	25 (341.8)	12 (102.7)	29 (239.1)
1997 (30 teams)	10 (330.1)	9 (122.9)	13 (207.3)	1997 (30 teams)	28 (355.1)	29 (138.9)	21 (216.2)
1998 (30 teams)	17 (301.5)	19 (102.4)	17 (199.1)	1998 (30 teams)	28 (360.2)	30 (163.3)	12 (196.9)
1999 (31 teams)	15 (329.8)	T-6 (128.2)	23 (201.6)	1999 (31 teams)	25 (343.6)	16 (106.2)	28 (237.4)
2000 (31 teams)	29 (266.3)	2 (144.6)	31 (121.6)	2000 (31 teams)	22 (342.9)	24 (120.3)	23 (222.6)
2001 (31 teams)	23 (300.0)	T-18 (107.0)	23 (193.0)	2001 (31 teams)	9 (302.0)	11 (104.7)	12 (197.3)
2002 (32 teams)	18 (325.4)	21 (108.1)	13 (217.3)	2002 (32 teams)	17 (329.1)	22 (125.2)	13 (203.9)
2003 (32 teams)	13 (333.1)	13 (124.2)	12 (208.9)	2003 (32 teams)	28 (351.3)	T-25 (138.6)	24 (212.6)
2004 (32 teams)	18 (321.3)	17 (114.9)	17 (206.3)	2004 (32 teams)	19 (335.3)	26 (128.9)	13 (206.4)
2005 (32 teams)	6 (358.1)	11 (119.4)	5 (238.8)	2005 (32 teams)	28 (338.7)	20 (115.6)	26 (223.1)
2006 (32 teams)	8 (341.4)	26 (101.8)	6 (239.6)	2006 (32 teams)	30 (355.1)	15 (116.4)	T-31 (238.6)
2007 (32 teams)	10 (348.0)	24 (97.3)	7 (250.8)	2007 (32 teams)	27 (348.8)	21 (118.3)	26 (230.4)
2008 (32 teams)	32 (245.4)	29 (95.0)	30 (150.4)	2008 (32 teams)	12 (325.5)	21 (120.1)	15 (205.4)
2009 (32 teams)	24 (309.1)	9 (128.5)	26 (180.6)	2009 (32 teams)	4 (301.4)	7 (98.3)	6 (203.1)
2010 (32 teams)	20 (330.6)	27 (95.1)	13 (235.4)	2010 (32 teams)	15 (332.0)	19 (115.2)	T-14 (216.8)
2011 (32 teams)	20 (319.9)	19 (111.1)	20 (208.8)	2011 (32 teams)	7 (316.3)	10 (104.7)	9 (211.6)
2012 (32 teams)	22 (332.7)	18 (109.1)	17 (223.6)	2012 (32 teams)	6 (319.7)	12 (107.2)	7 (212.5)
2013 (32 teams)	10 (368.2)	18 (109.7)	8 (258.5)	2013 (32 teams)	3 (305.5)	5 (96.5)	5 (209.0)
2014 (32 teams)	15 (348.0)	6 (134.2)	21 (213.8)	2014 (32 teams)	22 (359.3)	20 (116.3)	20 (243.0)
2015 (32 teams)	15 (358.0)	13 (112.8)	15 (245.2)	2015 (32 teams)	11 (340.8)	7 (92.3)	20 (248.5)
2016 (32 teams)	13 (356.9)	13 (110.6)	15 (246.4)	2016 (32 teams)	17 (350.8)	21 (113.3)	11 (237.5)
2017 (32 teams)	32 (280.5)	31 (85.4)	27 (195.1)	2017 (32 teams)	18 (339.1)	30 (127.9)	8 (211.2)
2018 (32 teams)	26 (310.8)	21 (105.1)	24 (205.6)	2018 (32 teams)	32 (413.6)	29 (137.8)	32 (275.9)
2019 (32 teams)	26 (323.1)	25 (94.8)	19 (228.3)	2019 (32 teams)	29 (393.7)	32 (148.9)	21 (244.8)
2020 (32 teams)	29 (319.8)	24 (104.3)	27 (215.5)	2020 (32 teams)	26 (389.2)	29 (148.0)	19 (241.2)
2021 (32 teams)	13 (361.5)	23 (102.5)	7 (259.0)	2021 (32 teams)	18 (350.8)	5 (102.5)	26 (248.4)
2022 (32 teams)	8 (360.5)	29 (95.5)	5 (265.0)	2022 (32 teams)	16 (335.7)	7 (106.6)	23 (229.1)
2023 (32 teams)	22 (318.9)	31 (89.8)	15 (229.1)	2023 (32 teams)	31 (374.6)	26 (126.2)	28 (248.4)

Rankings based on average yards per game.
T — tied; * — led league.

YEAR-BY-YEAR INDIVIDUAL LEADERS

SCORING								PASSING													
YEAR PLAYER	TD	TD-R	TD-P	TD-Rt	PAT	FG	S	PTS	YEAR PLAYER	ATT	CMP	YDS	CMP%	YDS/ATT	TD	TD%	INT	INT%	LG	SKD-YDS	RAT
1968 Dale Livingston.....	0	0	0	0	20-20	13-26	0	59	1968 John Stofa.....	177	85	896	48.0	5.06	5	2.8	5	2.8	60	17-140	60.8
1969 Horst Muhlmann.....	0	0	0	0	32-33	16-24	0	80	1969 Greg Cook.....	197	106	1854	53.8	9.41	15	7.6	11	5.6	78t	29-195	88.3
1970 Horst Muhlmann.....	0	0	0	0	33-33	25-37	0	108	1970 Virgil Carter.....	278	143	1647	51.4	5.92	9	3.2	9	3.2	56t	21-154	66.9
1971 Chris Bahr.....	0	0	0	0	31-31	20-36	0	91	1971 Virgil Carter.....	222	138	1624	62.2	7.32	10	4.5	7	3.2	90t	13-122	86.2
1972 Horst Muhlmann.....	0	0	0	0	30-31	27-40	0	111	1972 Ken Anderson.....	301	171	1918	56.8	6.37	7	2.3	7	2.3	65t	18-155	74.0
1973 Horst Muhlmann.....	0	0	0	0	31-32	21-31	0	94	1973 Ken Anderson.....	329	179	2428	54.4	7.38	18	5.5	12	3.6	78t	24-163	81.2
1974 Horst Muhlmann.....	0	0	0	0	32-35	11-18	0	65	1974 Ken Anderson.....	328	213	2667	64.9	8.13	18	5.5	10	3.0	77t	36-292	95.7
1975 Dave Green.....	0	0	0	0	40-45	10-21	0	70	1975 Ken Anderson.....	377	228	3169	60.5	8.41	21	5.6	11	2.9	55	32-247	93.9
1976 Chris Bahr.....	0	0	0	0	39-42	14-27	0	81	1976 Ken Anderson.....	338	179	2367	53.0	7.00	19	5.6	14	4.1	85t	34-235	76.9
1977 Chris Bahr.....	0	0	0	0	25-26	19-27	0	82	1977 Ken Anderson.....	323	166	2145	51.4	6.64	11	3.4	11	3.4	94t	28-197	69.7
1978 Chris Bahr.....	0	0	0	0	26-29	16-30	0	74	1978 Ken Anderson.....	319	173	2219	54.2	6.96	10	3.1	22	6.9	57	30-237	58.0
1979 Pete Johnson.....	15	14	1	0	—	—	0	90	1979 Ken Anderson.....	339	189	2340	55.8	6.90	16	4.7	10	2.9	73t	46-324	80.7
1980 Ian Sunter.....	0	0	0	0	15-15	11-20	0	48	1980 Ken Anderson.....	275	166	1778	60.4	6.47	6	2.2	13	4.7	67t	24-174	66.9
1981 Jim Breech.....	0	0	0	0	49-51	22-32	0	115	1981 Ken Anderson.....	479	300	3754	62.6	7.84	29	6.1	10	2.1	74t	25-140	98.4
1982 Jim Breech.....	0	0	0	0	25-26	14-18	0	67	1982 Ken Anderson.....	309	218	2495	70.6	8.07	12	3.9	9	2.9	56t	26-154	95.3
1983 Jim Breech.....	0	0	0	0	39-41	16-23	0	87	1983 Ken Anderson.....	297	198	2333	66.7	7.86	12	4.0	13	4.4	80t	25-187	85.6
1984 Jim Breech.....	0	0	0	0	37-37	22-31	0	103	1984 Ken Anderson.....	275	175	2107	63.6	7.66	10	3.6	12	4.4	80t	24-191	81.0
1985 Jim Breech.....	0	0	0	0	48-50	24-33	0	120	1985 Boomer Esiason.....	431	251	3443	58.2	7.99	27	6.3	12	2.8	68t	32-289	93.2
1986 Jim Breech.....	0	0	0	0	50-51	17-32	0	101	1986 Boomer Esiason.....	469	273	3959	58.2	8.44	24	5.1	17	3.6	57	26-194	87.7
1987 Jim Breech.....	0	0	0	0	25-27	24-30	0	97	1987 Boomer Esiason.....	440	240	3321	54.5	7.55	16	3.6	19	4.3	61t	26-209	73.1
1988 Ickey Woods.....	15	15	0	0	—	—	0	90	1988 Boomer Esiason.....	388	223	3572	57.5	9.21	28	7.2	14	3.6	86t	30-245	97.4
1989 Jim Breech.....	0	0	0	0	37-38	12-14	0	73	1989 Boomer Esiason.....	455	258	3525	56.7	7.75	28	6.2	11	2.4	74t	36-288	92.1
1990 Jim Breech.....	0	0	0	0	41-44	17-21	0	92	1990 Boomer Esiason.....	402	224	3031	55.7	7.54	24	6.0	22	5.5	53	31-198	77.0
1991 Jim Breech.....	0	0	0	0	27-27	23-29	0	96	1991 Boomer Esiason.....	413	233	2883	56.4	6.98	13	3.1	16	3.9	53	25-190	72.5
1992 Jim Breech.....	0	0	0	0	31-31	19-27	0	88	1992 Boomer Esiason.....	278	144	1407	51.8	5.06	11	4.0	15	5.4	38	19-150	57.0
1993 Doug Pelfrey.....	0	0	0	0	13-16	24-31	0	85	1993 David Klingler.....	343	190	1935	55.4	5.64	6	1.7	9	2.6	51	40-202	66.6
1994 Doug Pelfrey.....	0	0	0	0	24-25	28-33	0	108	1994 Jeff Blake.....	306	156	2154	51.0	7.04	14	4.6	9	2.9	76	19-120	76.9
1995 Doug Pelfrey.....	0	0	0	0	34-34	29-36	0	121	1995 Jeff Blake.....	567	326	3822	57.5	6.74	28	4.9	17	3.0	88t	24-152	82.1
1996 Doug Pelfrey.....	0	0	0	0	41-41	23-28	0	110	1996 Jeff Blake.....	549	308	3624	56.1	6.60	24	4.4	14	2.6	61t	44-278	80.3
1997 Doug Pelfrey.....	0	0	0	0	41-43	12-16	0	77	1997 Jeff Blake.....	317	184	2125	58.0	6.70	8	2.5	7	2.2	50t	39-244	77.6
1998 Doug Pelfrey.....	0	0	0	0	21-21	19-27	0	78	1998 Neil O'Donnell.....	343	212	2216	61.8	6.46	15	4.4	4	1.2	76t	30-217	90.2
1999 Doug Pelfrey.....	0	0	0	0	27-27	18-27	0	81	1999 Jeff Blake.....	389	215	2670	55.3	6.86	16	4.1	12	3.1	76t	30-168	77.6
2000 Neil Rackers.....	0	0	0	0	21-21	12-21	0	57	2000 Akili Smith.....	267	118	1253	44.2	4.69	3	1.1	6	2.2	46	36-191	52.8
2001 Corey Dillon.....	13	10	3	0	—	—	0	78	2001 Jon Kitna.....	581	313	3216	53.9	5.54	12	2.1	22	3.8	49	25-185	61.1
2002 Neil Rackers.....	0	0	0	0	30-32	15-18	0	75	2002 Jon Kitna.....	473	294	3178	62.2	6.72	16	3.4	16	3.4	72t	24-159	79.1
2003 Shayne Graham.....	0	0	0	0	40-40	22-25	0	106	2003 Jon Kitna.....	520	324	3591	62.3	6.91	26	5.0	15	2.9	82t	37-249	87.4
2004 Shayne Graham.....	0	0	0	0	41-41	27-31	0	122	2004 Carson Palmer.....	432	263	2897	60.9	6.71	18	4.2	18	4.2	76t	25-178	77.3
2005 Shayne Graham.....	0	0	0	0	47-47	28-32	0	131	2005 Carson Palmer.....	509	345	3836	67.8	7.54	32	6.3	12	2.4	70t	19-105	101.1
2006 Shayne Graham.....	0	0	0	0	40-42	25-30	0	115	2006 Carson Palmer.....	520	324	4035	62.3	7.76	28	5.4	13	2.5	74t	36-233	93.9
2007 Shayne Graham.....	0	0	0	0	37-37	31-34	0	130	2007 Carson Palmer.....	575	373	4131	64.9	7.18	26	4.5	20	3.5	70t	17-119	86.7
2008 Shayne Graham.....	0	0	0	0	15-15	21-24	0	78	2008 Ryan Fitzpatrick.....	372	221	1905	59.4	5.12	8	2.2	9	2.4	79	38-193	70.0
2009 Shayne Graham.....	0	0	0	0	28-29	23-28	0	97	2009 Carson Palmer.....	466	282	3094	60.5	6.64	21	4.5	13	2.8	73	26-213	83.6
2010 Mike Nugent.....	0	0	0	0	17-17	15-19	0	62	2010 Carson Palmer.....	586	362	3970	61.8	6.77	26	4.4	20	3.4	78t	26-201	82.4
2011 Mike Nugent.....	0	0	0	0	33-34	33-38	0	132	2011 Andy Dalton.....	516	300	3398	58.1	6.59	20	3.9	13	2.5	84	24-160	80.4
2012 Mike Nugent.....	0	0	0	0	35-35	19-23	0	92	2012 Andy Dalton.....	528	329	3669	62.3	6.95	27	5.1	16	3.0	59t	46-229	87.4
2013 Mike Nugent.....	0	0	0	0	52-53	18-22	0	106	2013 Andy Dalton.....	586	363	4293	61.9	7.33	33	5.6	20	3.4	82t	29-182	88.8
2014 Mike Nugent.....	0	0	0	0	39-39	26-33	0	117	2014 Andy Dalton.....	481	309	3398	64.2	7.06	19	4.0	17	3.5	81t	21-124	83.5
2015 Mike Nugent.....	0	0	0	0	48-49	23-28	0	117	2015 Andy Dalton.....	386	255	3250	66.1	8.42	25	6.5	7	1.8	80t	20-118	106.3
2016 Mike Nugent.....	0	0	0	0	23-29	23-29	0	92	2016 Andy Dalton.....	563	364	4206	64.7	7.47	18	3.2	8	1.4	86t	41-264	91.8
2017 Randy Bullock.....	0	0	0	0	31-33	18-20	0	85	2017 Andy Dalton.....	496	297	3320	59.9	6.69	25	5.0	12	2.4	77t	39-255	86.6
2018 Randy Bullock.....	0	0	0	0	39-41	19-23	0	96	2018 Andy Dalton.....	365	226	2566	61.9	7.03	21	5.8	11	3.0	49	21-157	89.6
2019 Randy Bullock.....	0	0	0	0	24-25	27-31	0	105	2019 Andy Dalton.....	528	314	3494	59.5	6.62	16	3.0	14	2.7	66t	37-249	78.3
2020 Randy Bullock.....	0	0	0	0	24-25	21-26	0	87	2020 Joe Burrow.....	404	264	2688	65.3	6.65	13	3.2	5	1.2	67	32-231	89.8
2021 Evan McPherson.....	0	0	0	0	46-48	28-33	0	130	2021 Joe Burrow.....	520	366	4611	70.4	8.87	34	6.5	14	2.7	82t	51-370	108.3
2022 Evan McPherson.....	0	0	0	0	40-44	24-29	0	112	2022 Joe Burrow.....	606	414	4475	68.3	7.38	35	5.8	12	2.0	60t	41-259	100.8
2023 Evan McPherson.....	0	0	0	0	40-40	26-31	0	118	2023 Joe Burrow.....	365	244	2309	66.8	6.33	15	4.1	6	1.6	64t	24-180	91.0

(Year-by-year individual leaders, continued)

RUSHING						
YEAR	PLAYER	ATT	YDS	AVG	LG	TD
1968	Paul Robinson	238	1023	4.3	871	8
1969	Jess Phillips	118	578	4.9	83	3
1970	Jess Phillips	163	648	4.0	761	4
1971	Fred Willis	135	590	4.4	36	7
1972	Essex Johnson	212	825	3.9	19	4
1973	Essex Johnson	195	997	5.1	46	4
1974	Charlie Davis	72	375	5.2	29	0
1975	Boobie Clark	167	594	3.6	17	4
1976	Boobie Clark	151	671	4.4	24	7
1977	Pete Johnson	153	585	3.8	65	4
1978	Pete Johnson	180	762	4.2	501	7
1979	Pete Johnson	243	865	3.6	351	14
1980	Pete Johnson	186	747	4.0	571	6
1981	Pete Johnson	274	1077	3.9	391	12
1982	Pete Johnson	156	622	4.0	21	7
1983	Pete Johnson	210	763	3.6	161	14
1984	Larry Kinnebrew	154	623	4.0	23	9
1985	James Brooks	192	929	4.8	39	7
1986	James Brooks	205	1087	5.3	561	5
1987	Larry Kinnebrew	145	570	3.9	52	8
1988	Ickey Woods	203	1066	5.3	56	15
1989	James Brooks	221	1239	5.6	651	7
1990	James Brooks	195	1004	5.1	561	5
1991	Harold Green	158	731	4.6	751	2
1992	Harold Green	265	1170	4.4	53	2
1993	Harold Green	215	589	2.7	25	0
1994	Derrick Fenner	141	468	3.3	21	1
1995	Harold Green	171	661	3.9	231	2
1996	Garrison Hearst	225	847	3.8	24	0
1997	Corey Dillon	233	1129	4.8	711	10
1998	Corey Dillon	262	1130	4.3	66	4
1999	Corey Dillon	263	1200	4.6	50	5
2000	Corey Dillon	315	1435	4.6	801	7
2001	Corey Dillon	340	1315	3.9	961	10
2002	Corey Dillon	314	1311	4.2	671	7
2003	Rudi Johnson	215	957	4.5	54	9
2004	Rudi Johnson	361	1454	4.0	52	12
2005	Rudi Johnson	337	1458	4.3	33	12
2006	Rudi Johnson	341	1309	3.8	221	12
2007	Kenny Watson	178	763	4.3	24	7
2008	Cedric Benson	214	747	3.5	46	2
2009	Cedric Benson	301	1251	4.2	42	6
2010	Cedric Benson	321	1111	3.5	26	7
2011	Cedric Benson	273	1067	3.9	42	6
2012	BenJarvus Green-Ellis	278	1094	3.9	48	6
2013	BenJarvus Green-Ellis	220	756	3.4	25	7
2014	Jeremy Hill	222	1124	5.1	851	9
2015	Jeremy Hill	223	794	3.6	381	11
2016	Jeremy Hill	222	839	3.8	741	9
2017	Joe Mixon	178	626	3.5	25	4
2018	Joe Mixon	237	1168	4.9	51	8
2019	Joe Mixon	278	1137	4.1	41	5
2020	Joe Mixon	119	428	3.6	341	3
2021	Joe Mixon	292	1205	4.1	32	13
2022	Joe Mixon	210	814	3.9	40	7
2023	Joe Mixon	257	1034	4.0	44	9

RECEPTIONS						
YEAR	PLAYER	REC	YDS	AVG	LG	TD
1968	Bob Trumpy	37	639	17.3	801	3
1969	Eric Crabtree	40	855	21.4	731	7
1970	Chip Myers	32	542	16.9	561	1
1971	Bob Trumpy	40	531	13.3	44	3
1972	Chip Myers	57	792	13.9	42	3
1973	Isaac Curtis	45	843	18.7	771	9
	Boobie Clark	45	347	7.7	39	0
1974	Chip Myers	32	383	12.0	22	1
1975	Isaac Curtis	44	934	21.2	55	7
1976	Isaac Curtis	41	766	18.7	851	6
1977	Billy Brooks	39	772	19.8	941	4
1978	Isaac Curtis	47	737	15.7	57	3
1979	Don Bass	58	724	12.5	50	3
1980	Dan Ross	56	724	12.9	37	4
1981	Dan Ross	71	910	12.8	37	5
1982	Cris Collinsworth	49	700	14.3	50	1
1983	Cris Collinsworth	66	1130	17.1	63	5
1984	Cris Collinsworth	64	989	15.5	571	6
1985	Cris Collinsworth	65	1125	17.3	71	5
1986	Cris Collinsworth	62	1024	16.5	461	10
1987	Eddie Brown	44	608	13.8	471	3
1988	Eddie Brown	53	1273	24.0	861	9
1989	Tim McGee	65	1211	18.6	741	8
1990	Eddie Brown	44	706	16.0	501	9
1991	Eddie Brown	59	827	14.0	53	2
1992	Harold Green	41	214	5.2	19	0
1993	Jeff Query	56	654	11.7	51	4
1994	Carl Pickens	71	1127	15.9	701	11
1995	Carl Pickens	99	1234	12.5	681	17
1996	Carl Pickens	100	1180	11.8	611	12
1997	Darnay Scott	54	797	14.8	771	5
1998	Carl Pickens	82	1023	12.5	671	5
1999	Darnay Scott	68	1022	15.0	761	7
2000	Peter Warrick	51	592	11.6	46	4
2001	Peter Warrick	70	667	9.5	33	1
2002	Chad Johnson	69	1166	16.9	721	5
2003	Chad Johnson	90	1355	15.1	821	10
2004	Chad Johnson	95	1274	13.4	531	9
2005	Chad Johnson	97	1432	14.8	701	9
2006	T.J. Houshmandzadeh	90	1081	12.0	401	9
2007	T.J. Houshmandzadeh	112	1143	10.2	421	12
2008	T.J. Houshmandzadeh	92	904	9.8	46	4
2009	Chad Johnson	72	1047	14.5	50	9
2010	Terrell Owens	72	983	13.7	781	9
2011	A.J. Green	65	1057	16.3	58	7
2012	A.J. Green	97	1350	13.9	731	11
2013	A.J. Green	98	1426	14.6	821	11
2014	A.J. Green	69	1041	15.1	811	6
2015	A.J. Green	86	1297	15.1	801	10
2016	A.J. Green	66	964	14.6	541	4
2017	A.J. Green	1078	75	14.4	771	8
2018	Tyler Boyd	76	1028	13.5	49	7
2019	Tyler Boyd	90	1046	11.6	47	5
2020	Tyler Boyd	79	841	10.6	721	4
2021	Ja'Marr Chase	81	1455	18.0	821	13
2022	Ja'Marr Chase	87	1046	12.0	601	9
2023	Ja'Marr Chase	100	1216	12.2	761	7

RECEIVING YARDS						
YEAR	PLAYER	YDS	REC	AVG	LG	TD
1968	Bob Trumpy	639	37	17.3	801	3
1969	Eric Crabtree	855	40	21.4	731	7
1970	Chip Myers	542	32	16.9	561	1
1971	Bob Trumpy	531	40	13.3	44	3
1972	Chip Myers	792	57	13.9	42	3
1973	Isaac Curtis	843	45	18.7	771	9
1974	Isaac Curtis	633	30	21.1	771	10
1975	Isaac Curtis	934	44	21.2	55	7
1976	Isaac Curtis	766	41	18.7	851	6
1977	Billy Brooks	772	39	19.8	941	4
1978	Isaac Curtis	737	47	15.7	57	3
1979	Don Bass	724	58	12.5	50	3
1980	Dan Ross	724	56	12.9	37	4
1981	Cris Collinsworth	1009	67	15.1	741	8
1982	Cris Collinsworth	700	49	14.3	50	1
1983	Cris Collinsworth	1130	66	17.1	63	5
1984	Cris Collinsworth	989	64	15.5	571	6
1985	Cris Collinsworth	1125	65	17.3	71	5
1986	Cris Collinsworth	1024	62	16.5	461	10
1987	Eddie Brown	608	44	13.8	471	3
1988	Eddie Brown	1273	53	24.0	861	9
1989	Tim McGee	1211	65	18.6	741	8
1990	Tim McGee	737	43	17.1	52	1
1991	Eddie Brown	827	59	14.0	53	2
1992	Tim McGee	408	35	11.7	36	3
1993	Jeff Query	654	56	11.7	51	4
1994	Carl Pickens	1127	71	15.9	701	11
1995	Carl Pickens	1234	99	12.5	681	17
1996	Carl Pickens	1180	100	11.8	611	12
1997	Darnay Scott	797	54	14.8	771	5
1998	Carl Pickens	1023	82	12.5	671	5
1999	Darnay Scott	1022	68	15.0	761	7
2000	Peter Warrick	592	51	11.6	46	4
2001	Darnay Scott	819	57	14.4	49	2
2002	Chad Johnson	1166	69	16.9	721	5
2003	Chad Johnson	1355	90	15.1	821	10
2004	Chad Johnson	1274	95	13.4	531	9
2005	Chad Johnson	1432	97	14.8	701	9
2006	Chad Johnson	1369	87	15.7	741	7
2007	Chad Johnson	1440	93	15.5	701	8
2008	T.J. Houshmandzadeh	904	92	9.8	46	4
2009	Chad Johnson	1047	72	14.5	50	9
2010	Terrell Owens	983	72	13.7	781	9
2011	A.J. Green	1057	65	16.3	58	7
2012	A.J. Green	1350	97	13.9	731	11
2013	A.J. Green	1426	98	14.6	821	11
2014	A.J. Green	1041	69	15.1	811	6
2015	A.J. Green	1297	86	15.1	801	10
2016	A.J. Green	964	66	14.6	541	4
2017	A.J. Green	1078	75	14.4	771	8
2018	Tyler Boyd	1028	76	13.5	49	7
2019	Tyler Boyd	1046	90	11.6	47	5
2020	Tee Higgins	908	67	13.6	67	6
2021	Ja'Marr Chase	1455	81	18.0	821	13
2022	Ja'Marr Chase	1046	87	12.0	601	9
2023	Ja'Marr Chase	1216	100	12.2	761	7

PUNTING									
YEAR	PLAYER	NO	YDS	AVG	NET	TB	IN-20	LG	BLK
1968	Dale Livingston	70	3036	43.4	—	2	—	66	0
1969	Dale Livingston	70	2769	39.6	—	5	—	55	1
1970	Dave Lewis	79	3651	46.2	—	9	—	63	0
1971	Dave Lewis	72	3229	44.8	—	8	—	56	0
1972	Dave Lewis	66	2777	42.1	—	6	—	60	0
1973	Dave Lewis	68	2790	41.0	—	4	—	60	0
1974	Dave Green	66	2701	40.9	—	10	—	53	0
1975	Dave Green	68	2655	39.0	—	6	—	57	1
1976	Pat McNally	76	2999	39.5	—	6	—	61	0
1977	Pat McNally	67	2802	41.8	—	3	—	67	1
1978	Pat McNally	91	3919	43.1	—	10	—	65	0
1979	Pat McNally	89	3678	41.3	—	12	—	61	2
1980	Pat McNally	83	3390	40.8	—	12	—	61	2
1981	Pat McNally	72	3272	45.4	—	11	—	62	1
1982	Pat McNally	31	1201	38.7	—	4	—	53	0
1983	Pat McNally	67	2804	41.9	—	9	13	60	2
1984	Pat McNally	67	2832	42.3	—	8	19	61	0
1985	Pat McNally	57	2410	42.3	—	7	8	64	1
1986	Jeff Hayes	56	1965	35.1	—	3	11	52	2
1987	Scott Fulhage	52	2168	41.7	—	5	10	58	0
1988	Scott Fulhage	44	1672	38.0	—	5	13	53	2
1989	Lee Johnson	61	2446	40.1	30.2	11	14	62	2
1990	Lee Johnson	64	2705	42.3	34.3	8	12	70	0
1991	Lee Johnson	64	2795	43.7	34.7	6	15	62	0
1992	Lee Johnson	76	3196	42.1	35.9	9	15	64	0
1993	Lee Johnson	90	3954	43.9	36.6	12	24	60	0
1994	Lee Johnson	79	3461	43.8	35.3	9	19	64	1
1995	Lee Johnson	68	2861	42.1	38.6	4	26	61	0
1996	Lee Johnson	80	3630	45.4	34.4	17	16	67	1
1997	Lee Johnson	81	3471	42.9	35.9	8	27	66	0
1998	Lee Johnson	69	3083	44.7	35.6	8	14	69	1
1999	Will Brice	60	2475	41.3	32.1	4	12	72	2
2000	Daniel Pope	94	3775	40.2	33.1	14	18	57	0
2001	Nick Harris	84	3372	40.1	33.9	6	21	57	1
2002	Nick Harris	65	2608	40.1	31.4	4	11	57	1
2003	Kyle Richardson	49	1961	40.0	33.5	5	9	58	0
2004	Kyle Larson	83	3499	42.2	35.5	7	21	66	1
2005	Kyle Larson	60	2591	43.2	35.6	8	13	75	1
2006	Kyle Larson	77	3428	44.5	38.6	11	26	67	0
2007	Kyle Larson	59	2437	41.3	35.2	3	21	55	0
2008	Kyle Larson	100	3945	39.5	34.1	3	28	57	1
2009	Kevin Huber	86	3713	43.2	36.3	10	24	61	0
2010	Kevin Huber	71	2992	42.1	38.2	6	28	72	1
2011	Kevin Huber	91	4023	44.2	39.2	9	24	71	0
2012	Kevin Huber	76	3540	46.6	42.0	7	33	69	0
2013	Kevin Huber	66	2982	45.2	40.5	4	24	75	0
2014	Kevin Huber	73	3419	46.8	42.1	6	27	69	0
2015	Kevin Huber	68	3116	45.8	40.5	6	22	67	1
2016	Kevin Huber	78	3613	46.3	39.5	8	23	72	0
2017	Kevin Huber	88	4101	46.6	40.8	3	32	63	1
2018	Kevin Huber	71	3119	43.9	39.4	3	29	69	1
2019	Kevin Huber	75	3394	45.3	42.1	5	30	63	0
2020	Kevin Huber	71	3350	47.2	42.8	7	19	72	0
2021	Kevin Huber	66	3064	46.4	41.0	6	22	61	0
2022	Kevin Huber	31	1340	43.2	37.4	1	9	63	0
2023	Brad Robbins	76	3369	44.3	40.3	5	20	62	0

PUNT RETURNS							
YEAR	PLAYER	NO	FC	YDS	AVG	LG	TD
1968	Essex Johnson	22	2	111	5.0	45	0
1969	Essex Johnson	17	6	85	5.0	17	0
1970	Lemar Parrish	23	15	194	8.4	79t	1
1971	Lemar Parrish	12	9	93	7.8	47	0
1972	Tommy Casanova	30	19	289	9.6	66t	1
1973	Lemar Parrish	25	1	200	8.0	47	0
1974	Lemar Parrish	18	1	338	18.8	90t	2
1975	Lyle Blackwood	23	0	123	5.3	31	0
1976	Willie Shelby	21	4	162	7.7	30	0
1977	Tony Davis	19	6	220	11.6	70	0
1978	Tony Davis	22	8	130	5.9	12	0
1979	Vaughn Lusby	32	4	260	8.1	40	0
1980	Cleotha Montgomery	31	7	223	7.2	42	0
1981	Mike Fuller	23	13	177	7.7	34	0
1982	Mike Fuller	17	8	95	5.6	13	0
1983	Mike Martin	23	3	227	9.9	19	0
1984	Mike Martin	24	5	376	15.7	55	0
1985	Mike Martin	32	8	268	8.4	26	0
1986	Ray Horton	11	3	111	10.1	25	0
1987	Mike Martin	28	5	277	9.9	21	0
1988	Ira Hillary	17	5	166	9.8	20	0
1989	Mike Martin	15	4	107	7.1	17	0
1990	Mitchell Price	29	14	251	8.7	66t	1
1991	Mitchell Price	14	6	203	14.5	78t	1
1992	Carl Pickens	18	9	229	12.7	95t	1
1993	Patrick Robinson	43	6	305	7.1	36	0
1994	Corey Sawyer	26	16	307	11.8	82t	1
1995	Eric Bieniemy	7	1	47	6.7	10	0
1996	Corey Sawyer	15	5	117	7.8	62	0
1997	Greg Myers	26	19	201	7.7	18	0
1998	Damon Gibson	27	19	218	8.1	65t	1
1999	Damon Griffin	23	3	195	8.5	34	0
2000	Craig Yeast	34	14	225	6.6	27	0
2001	T.J. Houshmandzadeh	12	5	163	13.6	86	0
2002	T.J. Houshmandzadeh	24	4	117	4.9	34	0
2003	Peter Warrick	25	8	273	10.9	68t	1
2004	Keiwan Ratliff	17	5	207	12.2	49	0
2005	Keiwan Ratliff	28	14	157	5.6	13	0
2006	Keiwan Ratliff	27	9	176	6.5	38	0
2007	Antonio Chatman	18	8	93	5.2	19	0
2008	Antonio Chatman	21	5	158	7.5	34	0
2009	Quan Cosby	40	19	474	11.9	60	0
2010	Quan Cosby	30	21	225	7.5	20	0
2011	Brandon Tate	51	17	543	10.6	56t	1
2012	Adam Jones	26	0	301	11.6	81t	1
2013	Brandon Tate	36	16	336	9.3	43	0
2014	Adam Jones	22	1	265	12.0	47	0
2015	Brandon Tate	11	17	171	6.3	18	0
2016	Alex Erickson	28	19	195	7.0	24	0
2017	Alex Erickson	39	19	278	7.1	29	0
2018	Alex Erickson	20	20	212	10.6	38	0
2019	Alex Erickson	25	16	157	6.3	17	0
2020	Alex Erickson	23	20	232	10.1	29	0
2021	Darius Phillips	25	12	177	7.1	17	0
2022	Trent Taylor	33	19	340	10.3	27	0
2023	Charlie Jones	23	11	248	10.8	81t	1

KICKOFF RETURNS							
YEAR	PLAYER	NO	YDS	AVG	LG	TD	
1968	Warren McVea	14	310	22.1	30	0	
1969	Ken Riley	14	334	23.9	40	0	
1970	Lemar Parrish	16	482	30.1	95t	1	
1971	Paul Robinson	18	335	18.6	37	0	
1972	Bernard Jackson	21	509	24.2	62	0	
1973	Ray Griffin	21	520	24.8	41	0	
1974	Bernard Jackson	29	682	23.5	45	0	
1975	Bernard Jackson	25	587	23.5	39	0	
1976	Willie Shelby	30	761	25.4	97t	1	
1977	Willie Shelby	19	403	21.2	38	0	
1978	Ray Griffin	37	787	21.3	39	0	
1979	Deacon Turner	55	1149	20.9	36	0	
1980	Cleotha Montgomery	44	843	19.2	40	0	
1981	David Verser	29	691	23.8	78	0	
1982	Rodney Tate	14	314	22.4	55	0	
1983	John Simmons	14	317	22.6	36	0	
1984	Stanford Jennings	22	452	20.5	46	0	
1985	Mike Martin	48	1104	23.0	45	0	
1986	Tim McGee	43	1007	23.4	94	0	
1987	Barney Bussey	21	406	19.3	34	0	
1988	Stanford Jennings	32	684	21.4	98t	1	
1989	Stanford Jennings	26	525	20.2	33	0	
1990	Stanford Jennings	29	584	20.1	33	0	
1991	Eric Ball	13	262	20.2	24	0	
1992	Eric Ball	20	411	20.6	48	0	
1993	Eric Ball	23	501	21.8	45	0	
1994	Eric Ball	42	915	21.8	43	0	
1995	David Dunn	50	1092	21.8	45	0	
1996	David Dunn	35	782	22.3	90t	1	
1997	Eric Bieniemy	34	789	23.2	102t	1	
1998	Tremain Mack	45	1165	25.9	97t	1	
1999	Tremain Mack	51	1382	27.1	99t	1	
2000	Tremain Mack	50	1036	20.7	50	0	
2001	Curtis Keaton	42	891	21.2	64	0	
2002	Brandon Bennett	49	1231	25.1	94t	1	
2003	Brandon Bennett	53	1146	21.6	46	0	
2004	Cliff Russell	39	872	22.4	40	0	
2005	Tab Perry	64	1562	24.4	94	0	
2006	Chris Perry	21	412	19.6	36	0	
2007	Glenn Holt	59	1432	24.3	100t	1	
2008	Glenn Holt	46	1110	24.1	60	0	
2009	Andre Caldwell	29	539	18.6	39	0	
2010	Bernard Scott	56	1257	22.4	60	0	
2011	Brandon Tate	42	998	23.8	45	0	
2012	Brandon Tate	32	795	24.8	45	0	
2013	Brandon Tate	35	914	26.1	71	0	
2014	Adam Jones	27	844	31.3	97	0	
2015	Brandon Tate	18	413	22.9	58	0	
2016	Alex Erickson	29	810	27.9	84	0	
2017	Alex Erickson	32	663	20.7	41	0	
2018	Alex Erickson	40	1049	26.2	77	0	
2019	Brandon Wilson	20	625	31.3	92t	1	
2020	Brandon Wilson	24	629	26.2	103t	1	
2021	Brandon Wilson	13	291	22.4	44	0	
2022	Trayveon Williams	16	356	22.3	42	0	
2023	Trayveon Williams	12	290	24.2	46	0	

FIELD GOALS

Table with columns: YEAR, PLAYER, 1-19, 20-29, 30-39, 40-49, 50+, TOT. Lists field goal statistics for players from 1968 to 2023.

INTERCEPTIONS

Table with columns: YEAR, PLAYER, NO, YDS, AVG, LG, TD. Lists interception statistics for players from 1968 to 2023.

SACKS

Table with columns: YEAR, PLAYER, SKS, YDS. Lists sack statistics for players from 1976 to 2023.

ALL-TIME INDIVIDUAL STATISTICS

ALL-TIME SCORING

Order based on total points. Updated through 2023 season.

Players active with Bengals as of June 30, 2024 are listed in bold.

NAME, POS., YEARS	TD-R	TD-P	TD-PR	TD-KR	TD-INT	TD-FR*	PAT*	2-PT. CON.	FG	S	PTS
Jim Breech, K 1980-92	0	0	0	0	0	0	476	0	225	0	1151
Shayne Graham, K 2003-09	0	0	0	0	0	0	248	0	177	0	779
Mike Nugent, K 2010-16	0	0	0	0	0	0	247	0	157	0	718
Doug Pelfrey, K 1993-99	0	0	0	0	0	0	201	0	153	0	660
Horst Muhlmann, K 1969-74	0	0	0	0	0	0	189	0	120	0	549
Pete Johnson, RB 1977-83	64	6	0	0	0	0	—	0	—	0	420
Chad Johnson, WR 2001-10	0	66	0	0	0	0	—	0	—	0	396
Randy Bullock, K 2016-20	0	0	0	0	0	0	124	0	90	0	394
A.J. Green, WR 2011-20	0	65	0	0	0	0	—	0	—	0	390
Carl Pickens, WR/PR 1992-99	0	63	1	0	0	0	—	2	—	0	388
James Brooks, RB 1984-91	37	27	0	0	0	0	—	0	—	0	384
Joe Mixon, RB 2017-23	49	13	0	0	0	0	—	1	—	0	374
Evan McPherson, K 2021-23	0	0	0	0	0	0	126	0	78	0	360
Isaac Curtis, WR 1973-84	0	53	0	0	0	0	—	0	—	0	318
Chris Bahr, K 1976-79	0	0	0	0	0	0	130	0	62	0	316
Corey Dillon, RB 1997-2003	45	5	0	0	0	0	—	0	—	0	300
Rudi Rutherford, WR 2001-07	48	1	0	0	0	0	—	1	—	0	296
Eddie Brown, WR 1985-91	0	41	0	0	0	0	—	0	—	0	246
Larry Kinnebrew, RB 1983-87	37	3	0	0	0	0	—	0	—	0	240
T.J. Houshmandzadeh, WR/PR 2001-08	37	0	0	0	0	0	—	0	—	0	228
Cris Collinsworth, WR 1981-88	0	36	0	0	0	0	—	0	—	0	216
Darnay Scott, WR 1994-2001	0	36	0	0	0	0	—	0	—	0	216
Bob Trumpy, TE/WR 1968-77	0	35	0	0	0	0	—	0	—	0	210
Neil Rackers, K 2000-02	0	0	0	0	0	0	74	0	44	0	206
Rodney Holman, TE 1982-92	0	34	0	0	0	0	—	0	—	0	204
Giovani Bernard, RB 2013-20	22	11	0	0	0	0	—	0	—	0	198
Tyler Boyd, WR 2016-23	0	31	0	0	0	0	—	1	—	0	188
Jeremy Hill, RB 2014-17	29	1	0	0	0	0	—	1	—	0	182
Ja'Marr Chase, WR 2021-23	0	29	0	0	0	0	0	0	0	0	174
Essex Johnson, RB 1968-75	11	0	0	0	0	0	—	0	—	0	174
Boobie Clark, FB 1973-78	25	2	0	0	0	0	—	0	—	0	162
Ickey Woods, FB 1988-91	27	0	0	0	0	0	—	0	—	0	162
Tim McGee, WR/KOR 1986-92, 94-95	0	25	0	0	0	0	—	0	—	0	150
Tee Higgins, WR 2020-23	0	24	0	0	0	0	—	2	—	0	148
Tyler Eifert, TE 2013-19	0	24	0	0	0	0	—	1	—	0	146
Jermaine Gresham, TE 2010-14	0	24	0	0	0	0	—	1	—	0	146
Andy Dalton, QB 2011-19	22	1	0	0	0	0	—	0	—	0	140
Cedric Benson, RB 2008-11	21	1	0	0	0	0	—	1	—	0	134
Peter Warrick, WR/PR 2000-04	2	18	2	0	0	0	—	0	—	0	132
Chris Henry, WR 2005-09	0	21	0	0	0	0	—	0	—	0	126
Paul Robinson, RB/KOR 1968-72	19	2	0	0	0	0	—	0	—	0	126
Tony McGee, TE 1993-2001	0	20	0	0	0	0	—	1	—	0	122
Ken Anderson, QB 1971-86	20	0	0	0	0	0	—	0	—	0	120
Stanford Jennings, RB/KOR 1984-90	9	9	0	1	0	0	—	0	—	0	114
Ki-Jana Carter, RB 1995-99	16	1	0	0	0	0	—	0	—	0	102
Dan Ross, TE 1979-83, 85	0	16	0	0	0	0	—	0	—	0	96
Charles Alexander, HB/FB 1979-85	13	2	0	0	0	0	—	0	—	0	90
Marvin Jones, WR 2012-15	0	15	0	0	0	0	—	0	—	0	90
Don Bass, WR/TE 1978-81	0	13	0	0	0	1	—	0	—	0	84
Mohamed Sanu, WR 2012-15	2	11	0	0	0	0	—	1	—	0	80
Stan Fritts, RB 1975-76	11	2	0	0	0	0	—	0	—	0	78
BenJarvus Green-Ellis, RB 2012-13	13	0	0	0	0	0	—	0	—	0	78
Archie Griffin, RB 1976-83	7	6	0	0	0	0	—	0	—	0	78
Lemar Parrish, CB/PR/KOR 1970-77	0	0	4	1	4	4	—	0	—	0	78
C.J. Uzomah, TE 2015-21	0	13	0	0	0	0	—	0	—	0	78
Stanley Wilson, RB 1983-84, 86, 88	11	2	0	0	0	0	—	0	—	0	78
Lenvil Elliott, RB 1973-78	3	9	0	0	0	0	—	0	—	0	72
Chip Myers, WR 1969-76	0	12	0	0	0	0	—	0	—	0	72
Dave Green, P/K 1974-75	0	0	0	0	0	0	40	0	10	0	70
Eric Ball, FB/KOR 1989-94	8	3	0	0	0	0	—	0	—	0	66
Eric Crabbtree, WR 1969-71	0	11	0	0	0	0	—	0	—	0	66
Derrick Fenner, FB 1992-94	9	2	0	0	0	0	—	0	—	0	66
Harold Green, RB 1990-95	8	3	0	0	0	0	—	0	—	0	66
Samaje Perine, RB 2019-22	6	5	0	0	0	0	—	0	—	0	66
Jeff Blake, QB 1994-99	10	0	0	0	0	0	—	2	—	0	64
Joe Burrow, QB 2020-23	10	0	0	0	0	0	—	0	—	0	60
Doug Dressler, RB 1970-74	9	1	0	0	0	0	—	0	—	0	60
M.L. Harris, TE 1980-85	0	10	0	0	0	0	—	0	—	0	60
Jess Phillips, RB/DB 1968-72	8	2	0	0	0	0	—	0	—	0	60
John Ross III, WR 2017-20	0	10	0	0	0	0	—	0	—	0	60
Craig Taylor, RB 1989-91	7	3	0	0	0	0	—	0	—	0	60
Dale Livingston, P/K 1968-69	0	0	0	0	0	0	20	0	13	0	59
Steve Kreider, WR 1979-86	0	9	0	0	0	0	—	2	—	0	56
Matt Schobel, TE 2002-05	0	9	0	0	0	0	—	1	—	0	56
Bruce Coslet, TE 1969-76	0	9	0	0	0	0	—	0	—	0	54
Brandon LaFell, WR 2016-17	0	9	0	0	0	0	—	0	—	0	54
Terrell Owens, WR 2010	0	9	0	0	0	0	—	0	—	0	54
Speedy Thomas, WR 1969-72	1	8	0	0	0	0	—	0	—	0	54
Kelley Washington, WR 2003-06	0	9	0	0	0	0	—	0	—	0	54
Kenny Watson, RB 2003-08	8	1	0	0	0	0	—	0	—	0	54
Jeremi Johnson, FB 2003-09	2	6	0	0	0	0	—	0	—	0	48
Tyler Kroft, TE 2015-18	0	8	0	0	0	0	—	0	—	0	48
Ian Sunter, K 1980	0	0	0	0	0	0	15	0	11	0	48
Brandon Bennett, RB/KOR 1998-2003	5	1	0	1	0	0	—	0	—	0	42
Eric Bieniemy, RB/KOR 1995-98	6	0	0	1	0	0	—	0	—	0	42
Billy Brooks, WR 1976-79	0	7	0	0	0	0	—	0	—	0	42
Jeff Query, WR 1992-95	0	7	0	0	0	0	—	0	—	0	42
Jerome Simpson, WR 2008-11	0	7	0	0	0	0	—	0	—	0	42
Ed Williams, RB 1974-75	5	2	0	0	0	0	—	0	—	0	42
Fred Willis, RB 1971-72	7	0	0	0	0	0	—	0	—	0	42
Josh Brown, K 2012	0	0	0	0	0	0	8	0	11	0	41
Andre Caldwell, WR/KOR 2008-11	0	6	0	0	0	0	—	0	—	0	36
Charlie Joiner, WR 1972-75	0	6	0	0	0	0	—	0	—	0	36
Mike Martin, WR/PR/KOR 1983-89	0	6	0	0	0	0	—	0	—	0	36

Jack Thompson, QB 1979-82	6	0	0	0	0	0	—	0	—	0	36
Carson Palmer, QB 2003-10	5	0	0	0	0	0	—	1	—	0	32
Laveranues Coles, WR 2009	0	5	0	0	0	0	—	0	—	0	30
Tony Davis, RB/PR 1976-78	5	0	0	0	0	0	—	0	—	0	30
David Dunn, WR/KOR 1995-98	0	4	0	1	0	0	—	0	—	0	30
Boomer Esiason, QB 1984-92, 97	5	0	0	0	0	0	—	0	—	0	30
Trenton Irwin, WR 2019-23	0	5	0	0	0	0	—	0	—	0	30
Eric Kattus, TE 1986-91	0	5	0	0	0	0	—	0	—	0	30
Jon Kitna, QB 2001-05	5	0	0	0	0	0	—	0	—	0	30
Pat McInally, P/WR 1976-85	0	5	0	0	0	0	—	0	—	0	30
Ken Riley, CB 1969-83	0	0	0	0	5	0	—	0	—	0	30
Bernard Scott, RB/KOR 2009-13	4	0	0	1	0	0	—	0	—	0	30
Clint Stitser, K 2010	0	0	0	0	0	0	8	0	7	0	29
Brian Milne, RB 1996-99	4	0	0	0	0	0	—	1	—	0	26
Austin Seibert, K 2020	0	0	0	0	0	0	8	0	6	0	26
Virgil Carter, QB 1970-73	4	0	0	0	0	0	—	1	—	0	25
Rex Burkhead, RB 2013-16	3	1	0	0	0	0	—	0	—	0	24
Tommy Casanova, S/PR 1972-77	0	0	1	0	2	1	—	0	—	0	24
Damon Gibson, WR/PR 1998	0	3	1	0	0	0	—	0	—	0	24
Andrew Hawkins, WR 2011-13	0	4	0	0	0	0	—	0	—	0	24
James Hundon, WR/KOR 1996-99	0	4	0	0	0	0	—	0	—	0	24
Andre Iosivas, WR 2023	0	4	0	0	0	0	—	0	—	0	24
Johnathan Joseph, CB 2006-10	0	0	0	0	3	1	—	0	—	0	24
Anthony Munoz, OT 1980-92	0	4	0	0	0	0	—	0	—	0	24
Chris Perry, RB 2004-08	2	2	0	0	0	0	—	0	—	0	24
Brandon Tate, WR/KOR/PR 2011-15	0	3	1	0	0	0	—	0	—	0	24
Reggie Williams, LB 1976-89	0	0	0	0	1	1	—	0	—	2	**22
Ron Dugans, WR 2000-02	0	3	0	0	0	0	—	1	—	0	20
James Francis, LB 1990-98	0	0	0	0	3	0	—	0	—	1	20
Jim Gallery, K 1989	0	0	0	0	0	0	13	0	2	0	19
Al Beauchamp, LB 1968-75	0	0	0	0	2	1	—	0	—	0	18
Jake Browning, QB 2021, '23	3	0	0	0	0	0	—	0	—	0	18
Carlos Dunlap, DE 2010-20	0	0	0	0	2	1	—	0	—	0	18
Chris Evans, RB 202											

(All-time individual stats — scoring, continued)

Armon Binns, WR 2012.....	0	1	0	0	0	0	—	0	—	0	6	
Brian Brennan, WR 1992.....	0	1	0	0	0	0	—	0	—	0	6	
Mike Brim, CB 1993-95.....	0	0	0	0	1	0	—	0	—	0	6	
Chase Brown, RB 2023.....	0	1	0	0	0	0	—	0	—	0	6	
Glenn Bujnoch, G 1976-82.....	1	0	0	0	0	0	—	0	—	0	6	
Vontaze Burfict, LB 2012-18.....	0	0	0	0	0	1	—	0	—	0	6	
Cethan Carter, TE/H-B 2017-20.....	0	1	0	0	0	0	—	0	—	0	6	
Antonio Chatman, WR/PR 2006-09.....	0	1	0	0	0	0	—	0	—	0	6	
Wayne Clark, QB 1974.....	1	0	0	0	0	0	—	0	—	0	6	
Marvin Cobb, S 1975-79.....	0	0	0	0	1	0	—	0	—	0	6	
Colin Cochart, TE 2011.....	0	1	0	0	0	0	—	0	—	0	6	
Greg Cook, QB 1969-74.....	1	0	0	0	0	0	—	0	—	0	6	
John Copeland, DE/DT 1993-2000.....	0	0	0	0	0	1	—	0	—	0	6	
Jim Corbett, TE 1977-80.....	0	1	0	0	0	0	—	0	—	0	6	
Neal Craig, S 1971-73.....	0	0	0	0	1	0	—	0	—	0	6	
Chris Crocker, S 2008-13.....	0	0	0	0	1	0	—	0	—	0	6	
Darqueze Dennard, CB 2014-19.....	0	0	0	0	1	0	—	0	—	0	6	
Mike Dingle, RB 1991-92.....	0	1	0	0	0	0	—	0	—	0	6	
DeDe Dorsey, RB 2007-08.....	0	0	0	0	0	0	—	0	—	0	**6	
Tony Dye, S 2012-13.....	0	0	0	0	0	0	—	0	—	0	**6	
Eddie Edwards, DE 1977-88.....	0	0	0	0	0	1	—	0	—	0	6	
Alex Erickson, WR/PR/KOR 2016-20.....	0	1	0	0	0	0	—	0	—	0	6	
Jonathan Fanene, DE/DT 2005-11.....	0	0	0	0	1	0	—	0	—	0	6	
Danny Farmer, WR 2000-02.....	0	1	0	0	0	0	—	0	—	0	6	
Clayton Fejedelem, S 2016-19.....	0	0	0	0	0	1	—	0	—	0	6	
Ryan Finley, QB 2019-20.....	1	0	0	0	0	0	—	0	—	0	6	
Wallace Gilberry, DE 2012-16.....	0	0	0	0	0	1	—	0	—	0	6	
Jim Griffin, DE 1968.....	0	0	0	0	0	1	—	0	—	0	6	
Cliff Groce, FB 1999-2000.....	1	0	0	0	0	0	—	0	—	0	6	
Kevin Hardy, LB 2003-04.....	0	0	0	0	0	1	—	0	—	0	6	
Jim Hargrove, RB 1981.....	1	0	0	0	0	0	—	0	—	0	6	
Bo Harris, LB 1975-82.....	0	0	0	0	1	0	—	0	—	0	6	
Artrell Hawkins, CB 1998-2003.....	0	0	0	0	1	0	—	0	—	0	6	
Jeff Hayes, P 1986.....	1	0	0	0	0	0	—	0	—	0	6	
Rodney Heath, CB 1999-2001.....	0	0	0	0	1	0	—	0	—	0	6	
Trayvon Henderson, S 2018-21.....	0	0	0	0	0	1	—	0	—	0	6	
Mike Hilton, CB 2021-23.....	0	0	0	0	1	0	—	0	—	0	6	
Sam Hubbard, DE 2018-23.....	0	0	0	0	0	1	—	0	—	0	6	
Tanner Hudson, TE 2023.....	0	1	0	0	0	0	—	0	—	0	6	
Bobby Hunt, S 1968-69.....	1	0	0	0	0	0	—	0	—	0	6	
William Jackson III, CB 2016-20.....	0	0	0	0	1	0	—	0	—	0	6	
Lynn James, WR 1990-91.....	1	0	0	0	0	0	—	0	—	0	6	
Dick Jauron, S 1978-81.....	0	0	0	0	1	0	—	0	—	0	6	
Bill Johnson, RB 1985-87.....	1	0	0	0	0	0	—	0	—	0	6	
Landon Johnson, LB 2004-07.....	0	0	0	0	0	1	—	0	—	0	6	
Lee Johnson, P/K 1988-98.....	0	0	0	0	0	0	—	0	—	2	6	
Michael Johnson, DE/LB 1909-13, 15-18.....	0	0	0	0	1	0	—	0	—	0	6	
Charlie Jones, WR/PR 2023.....	0	0	1	0	0	0	—	0	—	0	6	
Roger Jones, CB 1994-96.....	0	0	0	0	1	0	—	0	—	0	6	
Kevin Kaesviharn, S/CB 2001-06.....	0	0	0	0	0	1	—	0	—	0	6	
Ethan Kilmer, S 2006-08.....	0	0	0	0	1	0	—	0	—	0	6	
Charlie King, CB 1968-69.....	0	0	0	1	0	0	—	0	—	0	6	
Howie Kurnick, LB 1979-80.....	0	0	0	0	1	0	—	0	—	0	6	
Kyle Larson, P 2004-08.....	1	0	0	0	0	0	—	0	—	0	6	
Jim LeClair, LB 1972-83.....	0	0	0	0	0	1	—	0	—	0	6	
Matt Lengel, TE 2018.....	0	1	0	0	0	0	—	0	—	0	6	
Marc Logan, RB 1987-88.....	1	0	0	0	0	0	—	0	—	0	6	
Bob Maddox, DE 1974.....	0	0	0	0	0	0	—	0	—	**6		
Josh Malone, WR 2017-18.....	0	1	0	0	0	0	—	0	—	0	6	
Massimo Manca, K 1987.....	0	0	0	0	0	3	—	0	1	0	6	
David McCluskey, RB 1987.....	1	0	0	0	0	0	—	0	—	0	6	
John McDaniel, WR 1974-77.....	1	0	0	0	0	0	—	0	—	0	6	
Ostell Miles, RB 1992-93.....	1	0	0	0	0	0	—	0	—	0	6	
Scott Mitchell, QB 2000-01.....	1	0	0	0	0	0	—	0	—	0	6	
Melvin Morgan, CB 1976-78.....	0	0	0	0	0	1	—	0	—	**6		
Reggie Nelson, S 2010-15.....	0	0	0	0	1	0	—	0	—	0	6	
Terence Newman, CB 2012-14.....	0	0	0	0	0	0	—	0	—	**6		
Deltha O'Neal, CB 2004-07.....	0	0	0	0	1	0	—	0	—	0	6	
Joseph Ossai, DE 2021-23.....	0	0	0	0	0	1	—	0	—	0	6	
Cedric Peerman, RB 2010-17.....	1	0	0	0	0	0	—	0	—	0	6	
Chris Pressley, FB 2010-13.....	0	1	0	0	0	0	—	0	—	0	6	
Dave Rayner, K 2008.....	0	0	0	0	0	0	—	3	0	1	0	6

Reggie Rember, WR 1991-93.....	0	1	0	0	0	0	—	0	—	0	6
Vincent Rey, LB 2010-18.....	0	0	0	0	1	0	—	0	—	0	6
Wade Russell, TE 1987.....	0	1	0	0	0	0	—	0	—	0	6
Mike St. Clair, DE 1980-82.....	0	0	0	0	0	1	—	0	—	0	6
Sam Shade, S 1995-98.....	0	0	0	0	0	1	—	0	—	0	6
Sedrick Shaw, RB 1999.....	1	0	0	0	0	0	—	0	—	0	6
John Simmons, CB/PR/KOR 1981-86.....	0	0	0	0	1	0	—	0	—	0	6
Tom Smiley, RB 1968.....	1	0	0	0	0	0	—	0	—	0	6
Akili Smith, QB 1999-2002.....	1	0	0	0	0	0	—	0	—	0	6
Alex Smith, TE 2013-14.....	0	1	0	0	0	0	—	0	—	0	6
Irv Smith Jr., TE 2023.....	0	1	0	0	0	0	—	0	—	0	6
Kendal Smith, WR 1989-90.....	0	1	0	0	0	0	—	0	—	0	6
Jimmy Spencer, CB 1996-97.....	0	0	0	0	0	1	—	0	—	0	6
Milt Stegall, WR/KOR 1992-94.....	0	1	0	0	0	0	—	0	—	0	6
Cam Taylor-Britt, CB 2022-23.....	0	0	0	0	0	1	—	0	—	0	6
Eric Thomas, CB 1987-92.....	0	0	0	0	1	0	—	0	—	0	6
Odell Thurman, LB 2005.....	0	0	0	0	1	0	—	0	—	0	6
Melvin Tuten, OT/TE 1995-96.....	0	1	0	0	0	0	—	0	—	0	6
Fernandus Vinson, S 1991-94.....	0	0	0	0	0	1	—	0	—	0	6
Kevin Walter, WR 2003-05.....	0	1	0	0	0	0	—	0	—	0	6
Andrew Whitworth, OT/G 2006-16.....	0	1	0	0	0	0	—	0	—	0	6
Mitchell Wilcox, TE 2021-23.....	0	1	0	0	0	0	—	0	—	0	6
Madieu Williams, S/CB 2004-07.....	0	0	0	0	1	0	—	0	—	0	6
Shawn Williams, S 2013-20.....	0	0	0	0	1	0	—	0	—	0	6
Stepfret Williams, WR 1998.....	0	1	0	0	0	0	—	0	—	0	6
Elliott Fry, K 2021.....	0	0	0	0	0	0	—	1	0	1	4
Alfred Williams, LB/DE 1991-94.....	0	0	0	0	0	0	—	0	—	2	4
Ross Browner, DE 1978-86.....	0	0	0	0	0	0	—	1	0	1	3
Coy Bacon, DE 1976-77.....	0	0	0	0	0	0	—	0	—	1	2
Gary Burley, DE 1975-83.....	0	0	0	0	0	0	—	0	—	1	2
Ron Carpenter, DT/DE 1970-76.....	0	0	0	0	0	0	—	0	—	1	2
Alex Gordon, LB 1991-93.....	0	0	0	0	0	0	—	0	—	1	2
Paul Justin, QB 1998.....	0	0	0	0	0	0	—	1	0	0	2
Lemar Marshall, LB 2007.....	0	0	0	0	0	0	—	0	—	1	2
Taylor Mays, S 2011-14.....	0	0	0	0	0	0	—	0	—	1	2
Scott Schult, LB 1987.....	0	0	0	0	0	0	—	0	—	1	2
Sherman White, DE 1972-75.....	0	0	0	0	0	0	—	0	—	1	2
Marshall Koehn, K 2017.....	0	0	0	0	0	0	—	1	0	0	1
Sandro Vitiello, K 1980.....	0	0	0	0	0	0	—	1	0	0	1

* STATISTICS NOTES:

- TDs noted in the TD-FR column were TDs scored on defense or special teams on recoveries of opponents' fumbles.
- The two-point conversion existed in the AFL when Cincinnati was an AFL team from 1968-69, but it was not instituted in the NFL until 1994. Thus, all Bengals PATs scored from 1970-1993 were worth one point, regardless of whether they were scored by kick, run or pass.

** PLAYER POINT TOTAL NOTES:

- Barney Bussey scored a TD on a blocked punt recovery in the end zone vs. Detroit in 1989 (Bussey was not credited with the blocked punt itself).
- DeDe Dorsey scored a TD on a 19-yard blocked punt recovery return vs. Arizona in 2007 (Dorsey also was credited with the blocked punt itself).
- Tony Dye scored a TD on a 24-yard blocked punt recovery return vs. Cleveland in 2013 (Dye was not credited with the blocked punt itself).
- Bob Maddox scored a TD on a 3-year blocked punt recovery return vs. Kansas City in 1974 (Maddox also was credited with the blocked punt itself).
- Melvin Morgan scored a TD on a 32-yard fumble recovery return at Houston in 1976 after receiving a lateral from Coy Bacon, who recovered the fumble and returned it 48 yards himself (Morgan was not credited with the recovery itself but he received 32 fumble recovery return yards and the score, while Bacon received the recovery and 48 return yards).
- Terence Newman scored a TD on a 58-yard fumble recovery return vs. Green Bay in 2013. On the play, Reggie Nelson recovered a Packers fumble and returned it six yards before fumbling himself, then Newman recovered Nelson's fumble and returned it for the score. Nelson was credited for the opponent's fumble recovery and a six-yard return on the defensive statistics, while Newman did not receive credit defensively for the fumble recovery or the return yardage.
- Scott Perry scored a TD on a 25-yard blocked punt recovery return vs. Kansas City in 1978 (Perry also was credited with the blocked punt itself).
- Willie Shelby scored a TD on a blocked punt recovery in the end zone vs. Houston in 1977 (Shelby was not credited with the blocked punt itself).
- Brian Simmons received a lateral from CB Robert Bean, who recovered a fumble on a Steelers FG attempt, and returned it 56 yards for a TD vs. Pittsburgh in 2001 (Bean had returned the fumble recovery 10 yards before laterally the ball to Simmons).
- Reggie Williams scored a TD on a blocked punt recovery in the end zone at Pittsburgh in 1977 (Williams was not credited with the blocked punt itself).

ALL-TIME RUSHING

Order based on total yards. Updated through 2023 season.

Players active with Bengals as of June 30, 2024 are listed in bold.

PLAYER, POS., YEARS	ATT	YDS	AVG	LG	TD
Corey Dillon, RB 1997-2003.....	1865	8061	4.3	96f	45
James Brooks, RB 1984-91.....	1344	6447	4.8	65f	37
Joe Mixon, RB, 2017-23.....	1571	6412	4.1	51	49
Rudi Johnson, RB 2001-07.....	1441	5742	4.0	54	48
Pete Johnson, FB 1977-83.....	1402	5421	3.9	65	64
Cedric Benson, RB 2008-11.....	1109	4176	3.8	46	21
Harold Green, RB 1990-95.....	968	3727	3.9	75f	8
Giovani Bernard, RB 2013-20.....	921	3697	4.0	89f	22
Essex Johnson, RB/PR/KOR 1968-75.....	675	3070	4.5	86f	18
Boobie Clark, FB 1973-78.....	779	2978	3.8	26	25
Jeremy Hill, RB 2014-17.....	704	2873	4.1	85f	29
Archie Griffin, RB 1976-83.....	691	2808	4.1	77f	7
Charles Alexander, HB/FB 1979-85.....	748	2645	3.5	37	13
Larry Kinnebrew, FB 1983-87.....	639	2582	4.0	52</	

ALL-TIME RECEPTIONS

Order based on total receptions. Updated through 2023 season.
Players active with Bengals as of June 30, 2024 are listed in bold.

Table with columns: PLAYER, POS., YEARS, REC, YDS, AVG, LG, TD. Lists players and their reception statistics.

Table with columns: Player Name, Pos., Years, REC, YDS, AVG, LG, TD. Lists players and their reception statistics.

Table with columns: Player Name, Pos., Years, REC, YDS, AVG, LG, TD. Lists players and their reception statistics.

ALL-TIME RECEIVING YARDS

Order based on total yards. Updated through 2023 season.
Players active with Bengals as of June 30, 2024 are listed in bold.

Table with columns: PLAYER, POS., YEARS, YDS, REC, AVG, LG, TD. Lists players and their receiving yardage statistics.

Table with columns: Player Name, Pos., Years, YDS, REC, AVG, LG, TD. Lists players and their receiving yardage statistics.

Table with columns: Player Name, Pos., Years, YDS, REC, AVG, LG, TD. Lists players and their receiving yardage statistics.

(All-time individual stats — receiving yards, cont.)

Corey Dillon, RB 1997-2003	1482	192	7.7	41	5
Charlie Joiner, WR 1972-75	1463	82	17.8	65t	6
Brandon LaFell, WR 2016-17	1410	116	12.2	86t	9
M.L. Harris, TE 1980-85	1369	99	13.8	80t	10
Pete Johnson, FB 1977-83	1327	173	7.7	34	6
Speedy Thomas, WR 1969-72	1236	93	13.3	90t	8
Eric Crabtree, WR 1969-71	1188	73	16.3	73t	11
Andre Caldwell, WR/KOR 2008-11	1172	124	9.5	53	6
Boobie Clark, FB 1973-78	1139	151	7.5	39	2
David Dunn, WR/KOR 1995-98	1132	76	14.9	40	4
Charles Alexander, HB/FB 1979-85	1130	165	6.8	65t	2
Eric Beniemy, RB/KOR 1995-98	1098	133	8.3	42	0
Alex Erickson, WR/PR/KOR 2016-20	1086	93	11.7	52	1
Stanford Jennings, RB/KOR 1984-90	1027	107	9.6	43t	9
Mike Martin, WR/PR/KOR 1983-89	1017	67	15.2	54t	6
Harold Green, RB 1990-95	1004	145	6.9	34	3
Jerome Simpson, WR 2008-11	1004	71	14.1	84	7
Andrew Hawkins, WR 2011-13	995	86	11.6	59t	4
Terrell Owens, WR 2010	983	72	13.7	78t	9
Reggie Kelly, TE 2003-10	970	125	7.8	32	3
Jeff Query, WR 1992-95	963	77	12.5	83t	7
Matt Schobel, TE 2002-05	938	90	10.4	76t	9
Lenvil Elliott, RB 1973-78	921	102	9.0	33	9
Kelley Washington, WR 2003-06	893	72	12.4	51t	9
Bruce Coslet, TE 1969-76	878	61	14.4	71t	9
Pat McInally, P/WR 1976-85	808	57	14.2	59t	5
Auden Tate, WR 2019-21	799	61	13.1	33	2
Ron Dugans, WR 2000-02	797	89	9.0	31	3
Kenny Watson, RB 2003-08	762	103	7.4	46	1
Brandon Bennett, RB/KOR 1998-2003	756	90	8.4	55	1
Derrick Fenner, FB 1992-94	744	91	8.2	40	2
John Ross III, WR 2017-20	733	51	14.4	66t	10
Eric Kattus, TE 1986-91	698	66	10.6	57	5
Doug Dressler, RB 1970-74	689	87	7.9	33	1
Tyler Kroft, TE 2015-18	661	67	9.9	59	8
Marco Battaglia, TE 1996-2001	651	70	9.3	34	2
Brian Leonard, RB 2009-12	631	83	7.6	37	1
Drew Sample, TE 2019-23	621	80	7.8	23	3
Jordan Shipley, WR 2010-11	614	56	11.0	64t	3
Danny Farmer, WR 2000-02	611	43	14.2	51	1
Larry Kinnebrew, FB 1983-87	600	65	9.2	31	3
Rudi Johnson, RB 2001-07	588	101	5.8	33	1
Trenton Irwin, WR 2019-23	586	43	13.6	45t	5
Cedric Benson, RB 2008-11	556	80	7.0	79	1
Samaje Perine, RB 2019-22	549	76	7.2	32	5
Willie Jackson, WR 1998-99	534	38	14.1	47	2
Laveranues Coles, WR 2009	514	43	12.0	40	5
Jeremy Hill, RB 2014-17	484	67	7.2	38	1
Chris Perry, RB/KOR 2004-08	474	83	5.7	28	2
Brandon Tate, WR/KOR/PR 2011-15	469	33	14.2	55t	3
John McDaniel, WR 1974-77	459	26	17.7	60	1
Paul Robinson, RB/KOR 1968-72	454	69	6.6	68t	2
David Verser, WR/KOR 1981-84	454	23	19.7	73t	3
Mike Barber, WR 1990-92	451	37	12.2	42t	2
Reggie Pembert, WR 1991-93	437	36	12.1	27	1
Jess Phillips, RB/DB 1968-72	427	76	5.6	31	2
James Hundon, WR 1996-99	416	28	14.9	61	4
Hayden Hurst, TE 2022	414	52	8.0	29	2
Tony Stewart, TE 2002-06	412	50	8.2	26	2
Ickey Woods, FB 1988-91	397	47	8.4	25	0
Jim Corbett, TE 1977-80	376	25	15.0	51	1
Ki-Jana Carter, RB 1995-99	375	52	7.2	35	1
Rod Sherman, WR/K 1968	374	31	12.1	27t	1
Antonio Chatman, WR/PR 2006-09	365	43	8.5	25	1
Cody Core, WR 2016-18	360	30	12.0	50	1
Tanner Hudson, TE 2023	352	39	9.0	26	1
Craig Yeast, WR/PR 1999-2000	321	27	11.9	27	0
Jeremi Johnson, FB 2003-09	310	61	5.1	27t	6
Ira Hillary, WR/PR 1987-89	303	27	11.2	31	2
Kevin Walter, WR 2003-05	296	30	9.9	33	1
Daniel Coats, TE/FB 2007-10	291	30	9.7	25	0

Brian Milne, FB 1996-99	291	52	5.6	20	0
Rex Burkhead, RB 2013-16	288	34	8.5	27	1
Craig Thompson, TE 1992-93	281	36	7.8	32	3
Stanley Wilson, RB 1983-84, '86, '88	277	27	10.3	34	2
Jim Riggs, TE 1987-92	274	37	7.4	21	0
Fred Willis, RB 1971-72	269	33	8.2	29	0
Warren McVea, WR/KOR 1968	264	21	12.6	55t	2
J.P. Foschi, TE 2009-10	260	27	9.6	27	2
Damon Gibson, WR/PR 1998	258	19	13.6	76t	3
Lorenzo Neal, FB 2001-02	234	40	5.9	15	2
Nick Luchey, FB/H-B 1999-2002, '05	226	24	9.4	20	0
Mike D. Thomas, WR 2020-22	222	20	11.1	33	1
Ryan Hewitt, H-B 2014-17	220	22	10.0	22	0
Steve Broussard, RB 1994	218	34	6.4	25	0
Eric Ball, FB/KOR 1989-94	216	22	9.8	48t	3
Mitchell Wilcox, TE 2021-23	211	29	7.3	19	1
Armon Binns, WR 2012	210	18	11.7	48t	1
Clif Groce, FB 1999-2000	199	36	5.5	14	0
James Wright, WR 2014-16	197	18	10.9	30	0
Ed Williams, RB 1974-75	194	23	8.4	20	2
Chris Evans, RB 2021-23	188	19	9.9	26	3
Craig Taylor, RB 1989-91	188	28	6.7	20	3
Kendal Smith, WR 1989-90	185	17	10.9	41t	1
Michael Basnight, RB 1999-2000	172	16	10.8	47	0
Glenn Holt, WR/KOR 2006-08	172	20	8.6	22	2
Saint Saffold, WR 1968	172	16	10.8	25	0
Charlie Davis, RB 1974-75	171	19	9.0	32	0
Brian Brennan, WR 1992	166	16	10.4	21	1
Dane Sanzenbacher, WR 2013-14	166	15	11.1	26	0
Bernard Scott, RB/KOR 2009-13	165	29	5.7	25	0
Chase Brown, RB 2023	156	14	11.1	54t	1
Rick Walker, TE 1977-79	153	14	10.9	28	3
Rodney Tate, RB 1982-83	142	18	7.9	25	0
Deacon Turner, RB/KOR 1978-80	141	25	5.6	15t	1
Lynn James, WR 1990-91	139	10	13.9	22	1
Stan Fritts, RB 1975-76	138	15	9.2	19	2
Damon Griffin, WR/PR 1999-2000	137	14	9.8	20	0
Tony Davis, RB/PR 1976-78	135	15	9.0	28	0
Garrison Hearst, RB 1996	131	12	10.9	40	1
BenJarvus Green-Ellis, RB 2012-13	126	26	4.8	13	0
Cedric Peerman, RB 2010-17	123	13	9.5	17	0
Ben Utecht, TE 2008-09	123	16	7.7	14	0
Bill Johnson, RB 1985-87	122	16	7.6	17	0
James Joseph, RB 1995	118	20	5.9	13	0
Jeff Coltran, FB 1994-96	117	19	6.2	15	1
Andrei Iosivas, WR 2023	116	15	7.7	16	4
Donald Lee, TE 2011	115	11	10.5	26	0
Irv Smith Jr., TE 2023	115	18	6.4	14	1
Orson Charles, TE 2012-13	109	9	12.1	25	0
Tab Perry, WR/KOR 2005-07	109	10	10.9	30	1
Troy Sadowski, TE 1994-96	106	19	5.6	12	0
Trent Taylor, WR/PR 2021-22	103	8	12.9	34	0
Michael Westbrook, WR 2002	94	8	11.8	26t	2
Ostell Miles, RB 1992-93	89	6	14.8	27	0
Tom Smiley, RB 1968	86	19	4.5	17	0
Steve Bush, TE/FB/LB 1997-2000	82	8	10.3	18	0
Damion Willis, WR 2019	82	9	9.1	17	0
Wesley Carroll, WR 1993	81	6	13.5	28	0
Dennis Lee, WR/PR 1978	81	5	16.2	20	0
Stepfret Williams, WR 1998	81	6	13.5	19t	1
Ryan Whalen, WR 2011-13	80	11	7.3	13	0
Ron Lamb, RB 1968-71	77	4	19.3	60	0
Ken Herock, TE 1968	75	6	12.5	22	0
Josh Malone, WR 2017-18	75	7	10.7	25t	1
Trayveon Williams, RB/KOR 2019-23	74	15	4.9	24	0
Patrick Robinson, WR/PR/KOR 1993	72	8	9.0	14	0
Quan Cosby, WR/PR 2009-10	71	6	11.8	23	0
Greg Little, WR 2014-15	69	6	11.5	21	0
DeDe Dorsey, RB 2007-08	68	6	11.3	36	0
Cethan Carter, TE/H-B 2017-20	66	7	9.4	24	1
Charlie Jones, WR/PR 2023	64	7	9.1	35	0
James Johnson, RB 2008	47	6	7.8	16	0
Carl Parker, WR 1988-89	45	1	45.0	45	0
Marquis Pleasant, WR 1987	45	2	22.5	35	0

Gunnard Twyner, WR 1997	45	4	11.3	16	0
Colin Cochart, TE 2011	44	5	8.8	25	1
Jeff Hill, WR 1994-96	44	4	11.0	18	0
Jake Fisher, OT/H-B 2015-18	43	2	21.5	31	0
David Frisch, TE 1993-94	43	6	7.2	12	0
Milt Stegall, WR/KOR 1992-94	43	4	10.8	13	1
Tommie Smith, WR 1969	41	1	41.0	41	0
Mark Walton, RB 2018	41	5	8.2	24	0
Jordan Franks, TE 2018	37	2	18.5	32	0
Brian Hill, RB 2017	36	2	18.0	34	0
Derek Ware, TE 1995	36	2	18.0	21	0
Marc Logan, RB 1987-88	34	5	6.8	18	0
Jack Novak, TE 1975	34	2	17.0	19	0
Skyler Green, WR 2007	33	3	11.0	18	0
Shane Garrett, WR/KOR 1991-92	32	3	10.7	13	0
Chase Coffman, TE 2009-10	30	3	10.0	14	0
Mike Levenseller, WR 1979-80	30	2	15.0	22	0
John Garrett, WR 1989	29	2	14.5	18	0
Stanley Morgan, WR 2019-23	29	5	5.8	9	0
Tim George, WR 1973	28	2	14.0	19	0
Dana Wright, RB 1987	28	4	7.0	11	0
Wade Russell, TE 1987	27	2	13.5	23	1
Chris Pressley, FB 2010-13	26	5	5.2	9	1
Greg Meehan, WR 1987	25	3	8.3	12	0
Mike Dingle, RB 1991-92	23	5	4.6	12	1
Bernard Jackson, S/CB/KOR 1972-76	22	1	22.0	22	0
Jeff Thomason, TE 1992-93	22	4	5.5	10	0
Kevin Brock, TE 2014	21	5	4.2	10	0
Cliff Russell, WR/KOR 2004	21	1	21.0	21	0
John Holifield, RB 1988-89	18	2	9.0	14	0
Ed Marshall, WR 1971	18	2	9.0	10	0
Anthony Munoz, OT 1980-92	18	7	2.6	12	4
Andre White, TE 1968	18	2	9.0	11	0
Matt Lengel, TE 2018	17	3	5.7	9	1
Ryan Benjamin, RB 1993	16	1	16.0	16	0
Mario Alford, WR 2015	15	1	15.0	15	0
Estes Banks, RB 1968	15	4	3.8	13	1
Kirk McMullen, TE 2001	15	2	7.5	11	0
Ken Riley, CB 1969-83	15	2	7.5	17	0
Andy Dalton, QB 2011-19	14	2	7.0	18t	1
Don Kern, TE 1984-85	14	2	7.0	9	0
Clem Turner, RB 1969	14	5	2.8	8	0
Alex Smith, TE 2013-14	12	3	4.0	7	1
Melvin Tuten, OT/TE 1995-96	12	2	6.0	9	1
John Farley, RB 1984	11	2	5.5	10	0
Nate Lawrie, TE 2007-08	11	2	5.5	7	0
Bill Peterson, LB 1968-72	10	1	10.0	10	0
Al Chandler, TE 1973-74	9	1	9.0	9	0
Curtis Keaton, RB/KOR 2000-01	9	1	9.0	9	0
Mike Kelly, TE 1970-72	9	1	9.0	9	0
David McCluskey, RB 1987	8	1	8.0	8	0
Michael Blair, FB 1998	7	1	7.0	7	0
Akili Smith, QB 1999-2002	6	1	6.0	6	0
Devin Asiasi, TE 2022	5	2	2.5	6	0
Drew Bui, WR 1972	5	1	5.0	5	0
Marcus Maxwell, WR 2007-08	5	1	5.0	5	0
Sam Wyche, QB 1968-70	5	1	5.0	5	0
Brian Blados, G/OT 1984-91	4	1	4.0	4	0
Larry Johnson, RB 2009	4	3	1.3	6	0
Reece Morrison, RB 1972-73	4	1	4.0	4	0
Bob Johnson, C 1968-79	3	1	3.0		

ALL-TIME PUNT RETURNS

Order based on return average. Updated through 2023 season. Players active with Bengals as of June 30, 2024 are listed in bold.

50 OR MORE PUNT RETURNS

Table with 5 columns: PLAYER, POS., YEARS, NO FC YDS AVG LG TD. Lists players with 50 or more punt returns.

FEWER THAN 25 PUNT RETURNS

Table with 5 columns: PLAYER, POS., YEARS, NO FC YDS AVG LG TD. Lists players with fewer than 25 punt returns.

Table with 5 columns: PLAYER, POS., YEARS, NO FC YDS AVG LG TD. Lists players with fewer than 25 punt returns (continued).

25-49 PUNT RETURNS

Table with 5 columns: PLAYER, POS., YEARS, NO FC YDS AVG LG TD. Lists players with 25-49 punt returns.

ALL-TIME KICKOFF RETURNS

Order based on return average. Updated through 2023 season. Players active with Bengals as of June 30, 2024 are listed in bold.

50 OR MORE KICKOFF RETURNS

Table with 5 columns: PLAYER, POS., YEARS, NO YDS AVG LG TD. Lists players with 50 or more kickoff returns.

25-49 KICKOFF RETURNS

Table with 5 columns: PLAYER, POS., YEARS, NO YDS AVG LG TD. Lists players with 25-49 kickoff returns.

FEWER THAN 25 KICKOFF RETURNS

Table with 5 columns: PLAYER, POS., YEARS, NO YDS AVG LG TD. Lists players with fewer than 25 kickoff returns.

Table with 5 columns: PLAYER, POS., YEARS, NO YDS AVG LG TD. Lists players with fewer than 25 kickoff returns (continued).

Table with 5 columns: PLAYER, POS., YEARS, NO YDS AVG LG TD. Lists players with fewer than 25 kickoff returns (continued).

(All-time individual stats — kickoff returns, cont.)

Table with 5 columns: Player Name, Position, Years, and Stats (1, 2, 2.00, 2, 0). Includes Germaine Pratt, Mohamed Sanu, Matt Schobel, Glen Steele, Ted Vincent, Eric Shaw.

Table with 5 columns: Player Name, Position, Years, and Stats (1, 0.50, 1, 0). Includes Tom Dinkel, Cethan Carter, Bruce Coslet, Brad Cousino, David Fulcher, James Griffin, Harry Gunner, John Hoffield, Mike Kelly.

Table with 5 columns: Player Name, Position, Years, and Stats (1, 0, 0.00, 0, 0). Includes Bobby Kemp, Saint Saffold, Gary Williams, Eric Thomas, Andre Collins, Robert Jackson, Kelwan Ratliff, Rick Razzano.

ALL-TIME INTERCEPTIONS

Order based on total interceptions. Updated through 2023 season. Players active with Bengals as of June 30, 2024 are listed in bold.

Table with 5 columns: Player Name, Position, Years, and Stats (NO, YDS, AVG, LG, TD). Includes Ken Riley, Louis Breeden, David Fulcher, Leon Hall, Lemar Parrish, Reggie Nelson, Tory James, Tommy Casanova, Deltha O'Neal, Reggie Williams, Al Beauchamp, Robert Jackson, Kevin Kaesviharn, Eric Thomas, Jessie Bates III, Ray Horton, Johnathan Joseph, Ashley Ambrose, Marvin Cobb, Adam Jones, Shawn Williams, James Francis, Ray Griffin, Dick Jauron, Corey Sawyer, Brian Simmons, Darryl Williams, Logan Wilson, Barney Bussey, Dre Kirkpatrick, Jim LeClair, Bill Bergey, Lewis Billups, James Griffin, Artrell Hawkins, George Iloka, Bernard Jackson, Bobby Kemp, Fletcher Smith, Madieu Williams, Chris Crocker, Bo Harris, Rey Mauluga, Steve Tovar, Rickey Dixon, Rod Jones, Chinedum Ndukwe, Jimmy Spender, Bracey Walker, Vonn Bell, Mike Brim, Vontaze Burfitt, Glenn Cameron, Neal Craig, Mike Hillon, Bobby Hunt, Terence Newman, Bill Peterson, Darius Phillips.

Table with 5 columns: Player Name, Position, Years, and Stats (5, 16, 3.2, 9, 0). Includes Vincent Rey, Takeo Spikes, Odell Thurman, Sandy Durko, Michael Johnson, Greg Myers, Scott Perry, Sam Shade, Cam Taylor-Britt, Doug Adams, Leo Barker, Jeff Burris, Tom Carter, Nate Clements, John Copeland, Darqueze Dennard, Ken Dyer, Robert Geathers, Kenny Graham, Cory Hall, Rodney Heath, Dexter Jackson, William Jackson III, Brandon Johnson, Louis Oliver, Bo Orlando, Jess Phillips, Keiwan Ratliff, Carl Zander, Eli Apple, Ken Avery, Chidobe Awuzie, Rogers Beckett, Lyle Blackwood, Preston Brown, Chris C. Carter, Andre Collins, Carlos Dunlap, Jordan Evans, Mike Fuller, Harry Gunner, B.J. Hill, Dax Hill, Roger Jones, Joe Kelly, Emmanuel Lamur, Alonzo Mitz, Melvin Morgan, Mitchell Price, Keith Rivers, Mark Roman, John Simmons, Daryl Smith, Justin Smith, Jimmy Turner, Nick Vigil, Leon White, Sheldon White, Solomon Wilcotts, Mackensie Alexander, Jordan Battle, Robert Bean.

Table with 5 columns: Player Name, Position, Years, and Stats (1, 5, 5.0, 5, 0). Includes Myron Bell, Roosevelt Blackmon, Greg Bright, Jim Browner, Ross Browner, Richard Carey, Al Coleman, Ricky Davis, Akeem Davis-Gaither, Chris Devlin, Tom Dinkel, Gerald Dixon, Eddie Edwards, Richard Fain, Jonathan Fanene, Clayton Fejedelem, Tre Flowers, Steve Foley, Oliver Gibson, Alan Grant, David Grant, John Guillory, James Harrison, Sherrill Headrick, Kim Herring, Bryan Hicks, Landon Johnson, Dhani Jones, Ethan Kilmer, Charlie King, Jevon Langford, Chris Lewis-Harris, Corey Lynch, Tremain Mack, Ricardo McDonald, Michael Myers, Tom Nelson, Rob Niehoff, Iheanyi Ohalet, Carl Powell, Ron Pritchard, Thomas Randolph, Rick Razzano, Terrell Roberts, Adrian Ross, Frostee Rucker, Kei'Varae Russell, Dane Sanzenbacher, Jeff Schuh, Josh Shaw, Ron Shumon, LeShaun Sims, Pat Sims, Lamont Thompson, John Thornton, Morgan Trent, B.W. Webb, Leonard Wheeler, Marvin White, Wilson Whitley, Dan Wilkinson, Roy Williams.

ALL-TIME SACKS

Order based on total sacks. Updated through 2023 season. Players active with Bengals as of June 30, 2024 are listed in bold.

Table with 5 columns: Player Name, Position, Years, and Stats (SKS, YDS). Includes Eddie Edwards, Carlos Dunlap, Geno Atkins, Reggie Williams, Ross Browner, Justin Smith, Michael Johnson, Trey Hendrickson, Sam Hubbard, Tim Krumrie, Robert Geathers, James Francis, Gary Burley, Coy Bacon, Alfred Williams, Dan Wilkinson, John Copeland, Reinard Wilson, Brian Simmons, Jim Skow, Wallace Gilberry, Carl Lawson.

Table with 5 columns: Player Name, Position, Years, and Stats (18.5, 108.5). Includes Domata Peko, Daniel Stubbs, John Thornton, Bo Harris, Emmanuel King, Jason Buck, Duane Clemons, Takeo Spikes, Jonathan Fanene, B.J. Hill, Ricardo McDonald, Oliver Gibson, Tony Williams, Barney Bussey, Wilson Whitley, Michael Odum, Antwan Bankston, Steve Foley, Darryl Williams, Glen Collins, Natu Tuatagaloa, Vontaze Burfitt, Chris Crocker, Gerald Dixon, David Fulcher, David Grant, Jim LeClair.

Table with 5 columns: Player Name, Position, Years, and Stats (8.0, 67.0). Includes Mike St. Clair, Carl Zander, Chinedum Ndukwe, Andre Collins, Larry Ogunjobi, Frostee Rucker, Pat Sims, Steve Tovar, Glenn Cameron, Cory Hall, Kevin Kaesviharn, Vincent Rey, Jeff Schuh, Leon White, Ron N. Carpenter, Mike Hammerstein, Kevin Hardy, Dhani Jones, Skip McClendon, Reggie Nelson, Logan Wilson, Cam Sample, Sam Shade, Clyde Simmons, Kimon Von Oelhoffen, Will Clarke, Tom Dinkel.

Table with 5 columns: Player Name, Position, Years, and Stats (4.5, 12.5). Includes Joseph Ossai, David Pollack, Bryan Robinson, Ron Simpkins, Louis Breeden, Bobby Kemp, Rey Mauluga, Lamar Rogers, Keith Rucker, Madieu Williams, Andrew Billings, Jordan Evans, Brandon Johnson, Landon Johnson, Roger Jones, Jevon Langford, Manny Lawford, Carl Powell, Germaine Pratt, Corey Sawyer, Glen Steele, Leo Barker, Rogers Beckett, Myron Bell, Canute Curtis, Darqueze Dennard, Guy Frazier.

(All-time individual stats — sacks, cont.)

Alex Gordon, LB 1991-93.....	3.0	15.0	Ahmad Brooks, LB 2006-07.....	2.0	13.0	Chris C. Carter, S 2000-01.....	1.0	9.0	Ron Pritchard, LB 1972-77*.....	1.0	12.0
Artrell Hawkins, CB 1998-2003.....	3.0	21.0	Bob Brown, DT 1975-76*.....	2.0	21.0	Nate Clements, CB/S 2011-12.....	1.0	8.0	Andre Purvis, DT/DE 1997-99.....	1.0	6.0
Joe Kelly, LB 1986-89.....	3.0	15.0	James Harrison, LB 2013.....	2.0	2.0	Karlos Dansby, LB 2016.....	1.0	0.0	Wyatt Ray, DE 2021.....	1.0	5
Dre Kirkpatrick, CB 2012-19.....	3.0	12.0	Mike Hilton, CB 2021-23.....	2.0	2.0	Kiki DeAyala, LB 1986-87.....	1.0	11.0	Terrell Roberts, CB 2003-04.....	1.0	13.0
Mack Mitchell, DE 1979.....	3.0	14.0	Ray Horton, CB 1983-88.....	2.0	19.0	Mike Frier, DE 1992-94.....	1.0	0.0	Scott Schutt, LB 1987.....	1.0	18.0
Alonzo Mitz, DE 1991-92.....	3.0	23.5	Thomas Howard, LB 2011-12.....	2.0	10.0	James Griffin, S 1983-85.....	1.0	11.0	John Simmons, CB/PR/KOR 1981-86.....	1.0	15.0
Myles Murphy, DE 2023.....	3.0	10.0	Ken Johnson, DE 1971-77*.....	2.0	23.0	Ray Griffin, CB/KOR 1978-84.....	1.0	10.0	Armegis Spearman, LB 2000-02.....	1.0	12.0
DJ Reader, DT 2020-23.....	3.0	19.0	Tank Johnson, DT 2009-10.....	2.0	7.0	A.J. Hawk, LB 2015.....	1.0	8.0	Morgan Trent, CB 2009-11.....	1.0	7.0
Elston Ridgle, DE 1992.....	3.0	9.0	Adam Jones, CB/PR/KOR 2010-17.....	2.0	7.0	Bryan Hicks, S 1980-84.....	1.0	10.0	DJ Turner II, CB 2023.....	1.0	5.0
Adrian Ross, LB 1998-03.....	3.0	19.0	Bo Orlando, S 1996-97.....	2.0	13.0	George Hinkle, DE 1993.....	1.0	8.0	Fernandus Vinson, S 1991-94.....	1.0	15.0
Artie Smith, DE 1994-96.....	3.0	12.0	Keith Rivers, LB 2008-11.....	2.0	13.0	William Jackson III, CB 2016-20.....	1.0	7.0	David Ward, LB 1987.....	1.0	3.0
Chris Smith, DE 2017.....	3.0	36.0	Josh Tupou, DT 2017-23.....	2.0	20.0	Tory James, CB 2003-06.....	1.0	1.0	Adolphus Washington, DT 2018.....	1.0	8.0
Ramondo Stallings, DE 1994-98.....	3.0	24.0	Nick Vigil, LB 2016-19.....	2.0	7.0	Dick Jauron, S 1978-81.....	1.0	15.0	Nate Webster, LB 2004-05.....	1.0	8.0
Eric Thomas, CB 1987-92.....	3.0	28.0	Kevin Walker, LB 1988-92.....	2.0	11.0	Kelly Jennings, CB 2011.....	1.0	2.0	Bernard Whittington, DT/DE 2001-02.....	1.0	3.0
Brandon Thompson, DT 2012-16.....	3.0	21.5	Mike White, DT 1979-80.....	2.0	16.0	Walter Johnson, DT 1977.....	1.0	11.0	Solomon Wilcotts, S/CB 1987-90.....	1.0	18.0
Shawn Williams, S 2013-20.....	3.0	7.0	Jordan Willis, DE 2017-18.....	2.0	11.0	Khalid Kareem, DE 2020-22.....	1.0	0.0	Roy Williams, S 2009-10.....	1.0	3.0
Bill Berthussen, DE 1987.....	2.5	12.5	Vonn Bell, S 2020-22.....	1.5	12.5	Todd Kelly, DE 1995-96.....	1.0	11.0	Xavier Williams, DT 2020.....	1.0	0.0
Jerry Boyarsky, NT 1982-85.....	2.5	27.5	Vaughn Booker, DE 2000-02.....	1.5	8.0	Bill Kollar, DT 1974-76*.....	1.0	10.0	Markus Bailey, LB, 2020-23.....	0.5	4.0
Toney Catchings, LB 1987.....	2.5	14.5	Dax Hill, S 2022-23.....	1.5	12.0	Lemar Marshall, LB 2007.....	1.0	6.0	Zach Carter, DT 2023.....	0.5	0.5
Margus Hunt, DE/DT 2013-16, '20.....	2.5	14.0	Dexter Jackson, S 2006-08.....	1.5	7.5	Taylor Mays, S 2011-14.....	1.0	6.0	Tommy Casanova, S/PR 1972-77*.....	0.5	5.0
Tim Johnson, DT 1996.....	2.5	22.0	Christian Ringo, DT 2018.....	1.5	12.5	Caleb Miller, LB 2004-07.....	1.0	7.0	Akeem Davis-Gaither, LB 2020-23.....	0.5	0.0
Mark Roman, CB/S 2000-03.....	2.5	15.0	Odele Thurman, LB 2005.....	1.5	13.0	Anthony Mitchell, S 2004-06.....	1.0	4.0	Emmanuel Lamur, LB 2012-15.....	0.5	4.0
Sam Adams, DT 2006.....	2.0	8.0	Tom Tumulty, LB 1996-99.....	1.5	11.0	Langston Moore, DT 2004.....	1.0	7.0	Tim Morabito, DT 1996.....	0.5	0.0
Jordan Battle, S 2023.....	2.0	12.0	Blue Adams, CB 2007.....	1.0	7.0	Michael Myers, DT 2007.....	1.0	4.0	Dan Skuta, LB 2009-12.....	0.5	4.0
Lewis Billups, CB 1986-91.....	2.0	18.0	Ashley Ambrose, CB 1996-98.....	1.0	10.0	Roosevelt Nix, DE 1992-93.....	1.0	2.0	Devon Still, DT 2012-14.....	0.5	2.5
			Greg Bright, S 1980-81.....	1.0	10.0	Alfred Oglesby, DT 1995.....	1.0	3.0	Mike Thompson, NT 1998.....	0.5	6.0
			Andrew Brown, DE 2019-20.....	1.0	4.0	Louis Oliver, S 1994.....	1.0	1.0	DeShawn Williams, DT 2016.....	0.5	1.0
			Josh Bynes, LB 2020.....	1.0	0.0	Deltha O'Neal, CB 2004-07.....	1.0	8.0	(team).....	13.0	92.0

* NOTE: Regular-season defensive statistics were not kept regularly until 1976, thus sack information is not available for the Bengals from '68-75.

SUPERLATIVE PERFORMANCES

SINGLE SEASON

1000-YARD RUSHERS		
YARDS	PLAYER	YEAR
1458	Rudi Johnson	2005
1454	Rudi Johnson	2004
1435	Corey Dillon	2000
1315	Corey Dillon	2001
1311	Corey Dillon	2002
1309	Rudi Johnson	2006
1251	Cedric Benson	2009
1239	James Brooks	1989
1205	Joe Mixon	2021
1200	Corey Dillon	1999
1170	Harold Green	1992
1168	Joe Mixon	2018
1137	Joe Mixon	2019
1130	Corey Dillon	1998
1129	Corey Dillon	1997
1124	Jeremy Hill	2014
1111	Cedric Benson	2010
1094	BenJarvus Green-Ellis	2012
1087	James Brooks	1986
1077	Pete Johnson	1981
1067	Cedric Benson	2011
1066	Ickey Woods	1988
1034	Joe Mixon	2023
1023	Paul Robinson	1968
1004	James Brooks	1990

3000-YARD PASSERS		
YARDS	PLAYER	YEAR
4611	Joe Burrow	2021
4475	Joe Burrow	2022
4293	Andy Dalton	2013
4206	Andy Dalton	2016
4131	Carson Palmer	2007
4035	Carson Palmer	2006
3970	Carson Palmer	2010
3959	Boomer Esiason	1986
3836	Carson Palmer	2005
3822	Jeff Blake	1995
3754	Ken Anderson	1981
3669	Andy Dalton	2012
3624	Jeff Blake	1996
3591	Jon Kitna	2003
3572	Boomer Esiason	1988
3525	Boomer Esiason	1989
3494	Andy Dalton	2019
3443	Boomer Esiason	1985
3398	Andy Dalton	2011
3398	Andy Dalton	2014
3321	Boomer Esiason	1987
3320	Andy Dalton	2017
3250	Andy Dalton	2015
3216	Jon Kitna	2001
3178	Jon Kitna	2002
3169	Ken Anderson	1975
3094	Carson Palmer	2009
3031	Boomer Esiason	1990

1000-YARD RECEIVERS		
YARDS	PLAYER	YEAR
1455	Ja'Marr Chase	2021
1440	Chad Johnson	2007
1432	Chad Johnson	2005
1426	A.J. Green	2013
1369	Chad Johnson	2006
1355	Chad Johnson	2003
1350	A.J. Green	2012
1297	A.J. Green	2015
1274	Chad Johnson	2004
1273	Eddie Brown	1988
1234	Carl Pickens	1995
1216	Ja'Marr Chase	2023
1211	Tim McGee	1989
1180	Carl Pickens	1996
1166	Chad Johnson	2002
1143	T.J. Houshmandzadeh	2007
1130	Cris Collinsworth	1983
1127	Carl Pickens	1994
1125	Cris Collinsworth	1985
1091	Tee Higgins	2021
1081	T.J. Houshmandzadeh	2006
1078	A.J. Green	2017
1057	A.J. Green	2011
1047	Chad Johnson	2009
1046	Tyler Boyd	2019
1046	Ja'Marr Chase	2022
1041	A.J. Green	2014
1029	Tee Higgins	2022
1028	Tyler Boyd	2018
1024	Cris Collinsworth	1986
1023	Carl Pickens	1998
1022	Darnay Scott	1999
1009	Cris Collinsworth	1981

SINGLE GAME

100-YARD RUSHERS

Order is chronological. Updated through 2023 season.

DATE	OPP	PLAYER	ATT	YDS	LG	TD	DATE	OPP	PLAYER	ATT	YDS	LG	TD
10-27-68	@Oak.	Paul Robinson	17	159	87	1	12-17-88	Wash.	Ickey Woods	18	115	24	0
11-3-68	Hou.	Paul Robinson	21	156	31	1	9-17-89	Pitt.	James Brooks	20	113	16	1
11-10-68	K.C.	Paul Robinson	24	115	36	0	10-8-89	@Pitt.	James Brooks	17	127	65	2
11-17-68	@Mia.	Paul Robinson	22	134	54	3	10-29-89	T.B.	James Brooks	17	131	41	1
10-4-69	@S.D.	Jess Phillips	13	103	49	0	11-13-89	@Hou.	James Brooks	19	141	58	1
11-2-69	Oak.	Jess Phillips	15	120	83	1	11-26-89	@Buff.	James Brooks	20	105	30	0
11-30-69	@Buff.	Paul Robinson	24	117	17	0	11-18-90	Pitt.	James Brooks	20	105	21	0
9-20-70	Oak.	Jess Phillips	15	130	76	1	12-23-90	Hou.	James Brooks	20	201	56	1
11-15-70	Cle.	Virgil Carter	9	110	73	0	9-8-91	Hou.	James Brooks	20	101	14	0
11-22-70	Pitt.	Paul Robinson	18	119	24	1	9-15-91	@Cle.	James Brooks	18	111	25	0
9-19-71	Phil.	Essex Johnson	8	113	68	1	10-13-91	@Dall.	Harold Green	12	124	75	1
12-5-71	@Cle.	Essex Johnson	4	109	86	1	10-21-91	@Buff.	Harold Green	26	141	28	0
10-29-72	Hou.	Doug Dressler	19	110	16	1	11-3-91	Cle.	Harold Green	24	135	29	0
10-29-72	Hou.	Essex Johnson	16	103	19	1	9-6-92	@Sea.	Harold Green	21	123	52	0
9-23-73	Hou.	Essex Johnson	15	131	19	1	9-20-92	@G.B.	Harold Green	21	101	15	0
9-30-73	@S.D.	Essex Johnson	21	121	29	0	11-8-92	@Chi.	Harold Green	25	117	16	0
10-14-73	Pitt.	Boobie Clark	28	112	11	1	11-29-92	Pitt.	Harold Green	16	116	34	0
10-21-73	K.C.	Boobie Clark	26	104	11	1	12-20-92	N.E.	Harold Green	31	190	53	1
10-31-76	Cle.	Boobie Clark	21	100	24	2	@21-97	@Den.	Ki-Jana Carter	13	104	79	1
11-21-76	@K.C.	Archie Griffin	13	139	77	1	11-2-97	S.D.	Corey Dillon	19	123	71	1
10-23-77	Den.	Pete Johnson	16	108	65	1	11-30-97	@Phil.	Corey Dillon	19	114	37	0
11-5-78	@S.D.	Deacon Turner	16	116	58	0	12-4-97	Tenn.	Corey Dillon	39	246	59	4
12-17-78	Cle.	Pete Johnson	27	160	25	1	12-14-97	Dall.	Corey Dillon	26	127	14	1
10-28-79	Phil.	Archie Griffin	6	103	63	0	9-27-98	@Balt.	Corey Dillon	25	116	14	0
11-18-79	@Hou.	Pete Johnson	14	113	35	1	10-18-98	@Tenn.	Corey Dillon	14	124	66	1
11-25-79	StL.	Archie Griffin	17	105	36	0	11-1-98	Den.	Corey Dillon	35	110	27	0
10-19-80	Minn.	Pete Johnson	26	115	25	1	11-29-98	Jax.	Corey Dillon	16	107	61	0
11-30-80	@K.C.	Pete Johnson	17	112	57	1	9-26-99	@Car.	Corey Dillon	20	113	30	0
12-7-80	Balt.	Pete Johnson	32	118	9	2	10-10-99	@Cle.	Corey Dillon	28	168	38	0
12-14-80	@Chi.	Pete Johnson	28	134	18	1	11-28-99	@Pitt.	Corey Dillon	23	120	20	0
11-1-81	Hou.	Pete Johnson	26	114	15	1	12-5-99	S.F.	Corey Dillon	25	133	27	1
11-29-81	@Cle.	Pete Johnson	21	105	18	2	12-12-99	Cle.	Corey Dillon	28	192	50	3
11-28-82	LARaid.	Pete Johnson	23	129	19	1	10-1-00	Mia.	Corey Dillon	22	110	19	0
10-30-83	G.B.	Pete Johnson	26	112	11	2	10-22-00	Den.	Corey Dillon	22	278	65	2
11-20-83	Hou.	Pete Johnson	30	137	15	2	10-29-00	@Cle.	Corey Dillon	27	137	25	1
12-4-83	@Pitt.	Pete Johnson	38	126	16	2	11-26-00	Pitt.	Corey Dillon	23	128	20	2
12-11-83	Det.	Pete Johnson	26	118	16	2	12-3-00	Ariz.	Corey Dillon	35	216	57	1
11-18-84	Sea.	Larry Kinnebrew	22	119	12	0	9-9-01	N.E.	Corey Dillon	24	104	40	1
9-8-85	Sea.	Larry Kinnebrew	18	101	16	1	10-14-01	Cle.	Corey Dillon	31	140	25	1
9-30-85	@Pitt.	James Brooks	18	133	32	2	10-28-01	@Det.	Corey Dillon	27	184	96	2
11-3-85	@Buff.	Larry Kinnebrew	30	128	10	1	12-23-01	@Balt.	Corey Dillon	24	127	19	0
12-8-85	Dall.	James Brooks	13	109	32	2	9-15-02	@Cle.	Corey Dillon	22	108	14	0
9-18-86	@Cle.	James Brooks	14	118	53	0	10-6-02	@Ind.	Corey Dillon	23	164	67	2
10-19-86	Hou.	James Brooks	18	133	24	2	10-27-02	Tenn.	Corey Dillon	30	138	31	1
11-2-86	@Det.	James Brooks	15	120	55	0	11-10-02	@Balt.	Corey Dillon	21	102	19	0
12-7-86	@N.E.	James Brooks	18	163	56	1	12-22-02	N.O.	Corey Dillon	18	126	26	0
12-7-86	@N.E.	Stanley Wilson	16	120	58	1	10-26-03	Sea.	Rudi Johnson	27	101	18	1
10-11-87	@Sea.	Marc Logan	16	103	30	1	11-9-03	Hou.	Rudi Johnson	43	182	21	2
11-15-87	@All.	Larry Kinnebrew	27	100	17	1	11-16-03	K.C.	Rudi Johnson	22	165	54	0
10-9-88	NYJ	Ickey Woods	30	139	21	2	11-23-03	@S.D.	Corey Dillon	18	108	39	0
10-23-88	Hou.	James Brooks	16	102	18	3	12-14-03	S.F.	Rudi Johnson	21	174	49	2
11-6-88	Pitt.	Ickey Woods	10	110	56	0	10-3-04	@Pitt.	Rudi Johnson	24	123	15	1
11-20-88	@Dall.	James Brooks	16	148	51	1	10-25-04	Den.	Rudi Johnson	24	119	36	1
11-27-88	Buff.	Ickey Woods	26	129	17	3	11-14-04	@Wash.	Rudi Johnson	31	102	16	1
12-4-88	S.D.	Ickey Woods	19	141	30	2	11-28-04	Cle.	Rudi Johnson	26	202	52	2
							12-19-04	Buff.	Rudi Johnson	23	130	31	1
							9-11-05	@Cle.	Rudi Johnson	26	126	13	1
							11-27-05	Balt.	Rudi Johnson	27	114	28	2

300-YARD PASSERS

Order is chronological. Updated through 2023 season.

Table with columns: DATE, OPP, PLAYER, ATT, CMP, YDS, TD, LG, INT, and player statistics. Includes names like Greg Cook, Ken Anderson, Boomer Esiason, and Carson Palmer.

100-YARD RECEIVERS

Order is chronological. Updated through 2023 season.

Table with columns: DATE, OPP, PLAYER, NO, YDS, LG, TD, and receiver statistics. Includes names like Bob Trumpy, Isaac Curtis, and Cris Collinsworth.

(Superlative performances — 100-yd. receivers, cont.)

11-10-91	Pitt.	Tim McGee	3	101	52	0	10-2-05	Hou.	T.J. Houshmandzadeh	8	105	22	0	9-13-15	@Oak.	Tyler Eifert	9	104	31	2
9-26-93	Sea.	Tony McGee	7	102	37	0	10-16-05	@Tenn.	Chad Johnson	8	135	35	1	9-27-15	@Balt.	A.J. Green	10	227	80	2
10-24-93	@Hou.	Carl Pickens	7	127	36	0	11-20-05	Ind.	Chad Johnson	8	189	68	1	11-1-15	@Pitt.	A.J. Green	11	118	38	1
10-30-94	Dall.	Darnay Scott	4	155	67	2	11-27-05	Balt.	T.J. Houshmandzadeh	9	147	30	1	11-22-15	@Ariz.	Giovani Bernard	8	128	41	0
11-6-94	@Sea.	Darnay Scott	7	157	76	0	12-24-05	Buff.	Chad Johnson	9	117	41	1	12-6-15	@Cle.	A.J. Green	5	128	57	1
11-13-94	Hou.	Carl Pickens	11	188	50	3	9-17-06	Cle.	Chris Henry	5	113	43	0	12-13-15	Pitt.	A.J. Green	6	132	66	1
11-20-94	Ind.	Carl Pickens	6	103	53	0	10-15-06	@T.B.	T.J. Houshmandzadeh	10	102	33	1	9-11-16	@NYJ	A.J. Green	12	180	54	1
11-27-94	@Den.	Carl Pickens	6	132	70	1	11-12-06	S.D.	Chad Johnson	11	260	74	2	9-18-16	@Pitt.	Giovani Bernard	9	100	25	1
12-4-94	Pitt.	Carl Pickens	4	105	56	1	11-19-06	@N.O.	Chad Johnson	6	190	60	3	9-29-16	Mia.	A.J. Green	10	173	51	1
12-24-94	Phil.	Carl Pickens	9	135	51	1	11-26-06	@Cle.	Chad Johnson	7	123	43	0	10-23-16	Cle.	A.J. Green	8	169	48	1
9-3-95	@Ind.	Tony McGee	6	118	41	0	11-30-06	Balt.	T.J. Houshmandzadeh	10	106	40	1	10-30-16	Wash.	A.J. Green	9	121	40	0
9-10-95	Jax.	Carl Pickens	5	102	68	1	12-10-06	Oak.	T.J. Houshmandzadeh	8	118	36	1	10-30-16	Wash.	Tyler Eifert	9	102	22	1
9-24-95	Hou.	Tony McGee	8	109	35	1	12-10-06	Oak.	Chad Johnson	5	101	42	0	12-24-16	@Hou.	Brandon LaFell	6	130	86	1
9-24-95	Hou.	Darnay Scott	4	125	56	1	12-31-06	Pitt.	Chris Henry	4	124	66	1	9-24-17	@G.B.	A.J. Green	10	111	20	1
10-1-95	Mia.	Carl Pickens	9	117	44	3	9-16-07	@Cle.	Chad Johnson	11	209	32	2	10-8-17	Buff.	A.J. Green	7	189	77	1
10-19-95	@Pitt.	Carl Pickens	8	108	41	1	9-23-07	@Sea.	T.J. Houshmandzadeh	12	141	35	1	11-12-17	@Tenn.	A.J. Green	5	115	70	1
11-12-95	@Hou.	Carl Pickens	7	108	30	2	10-1-07	N.E.	Chad Johnson	9	138	20	0	9-23-18	@Car.	Tyler Boyd	6	132	49	1
11-19-95	Pitt.	Carl Pickens	8	129	26	1	10-14-07	@K.C.	T.J. Houshmandzadeh	8	145	42	2	9-30-18	@Atl.	Tyler Boyd	11	100	13	0
11-10-96	Pitt.	Carl Pickens	12	103	21	0	10-21-07	NYJ	Chad Johnson	3	102	56	0	10-7-18	Mia.	A.J. Green	6	112	23	0
11-24-96	All.	Carl Pickens	11	176	61	3	11-25-07	Tenn.	Chad Johnson	12	103	22	3	10-21-18	@K.C.	A.J. Green	7	117	31	0
12-1-96	@Jax.	Carl Pickens	7	109	26	3	11-26-07	@Mia.	Chad Johnson	4	131	70	2	10-28-18	T.B.	Tyler Boyd	9	138	28	1
12-8-96	Balt.	Darnay Scott	8	103	27	0	9-21-08	@NYG	T.J. Houshmandzadeh	12	146	26	1	9-8-19	@Sea.	John Ross III	7	158	55	2
9-21-97	@Den.	Carl Pickens	8	125	48	0	11-16-08	Phil.	T.J. Houshmandzadeh	12	149	26	1	9-15-19	S.F.	Tyler Boyd	10	122	47	0
11-30-97	@Phil.	James Hundon	5	118	52	2	10-18-09	Hou.	Chad Johnson	5	103	50	0	9-15-19	S.F.	John Ross III	4	112	66	1
12-14-97	Dall.	Darnay Scott	4	112	48	1	10-25-09	Chi.	Chad Johnson	10	118	19	2	10-6-19	Ariz.	Tyler Boyd	10	123	42	1
12-21-97	Balt.	Darnay Scott	6	129	77	1	12-6-09	Det.	Chad Johnson	9	137	36	1	10-20-19	Jax.	Alex Erickson	8	137	48	0
9-13-98	@Det.	Darnay Scott	5	130	70	2	9-12-10	@N.E.	Chad Johnson	12	159	28	1	11-24-19	Pitt.	Tyler Boyd	5	101	47	1
9-27-98	@Balt.	Carl Pickens	7	120	67	2	10-3-10	@Cle.	Terrell Owens	10	222	78	1	12-22-19	@Mia.	Tyler Boyd	9	128	34	2
10-11-98	Pitt.	Carl Pickens	13	204	50	1	10-10-10	T.B.	Terrell Owens	7	102	43	1	9-27-20	@Phil.	Tyler Boyd	10	125	25	0
12-20-98	@Pitt.	Brandon Bennett	3	119	55	0	10-24-10	@Atl.	Chad Johnson	10	108	18	1	10-18-20	@Ind.	Tee Higgins	6	125	67	0
12-20-98	@Pitt.	Darnay Scott	7	152	61	1	11-8-10	Pitt.	Jordan Shipley	6	131	64	1	10-25-20	Cle.	Tyler Boyd	11	101	16	1
10-10-99	@Cle.	Darnay Scott	8	110	19	0	12-16-10	S.D.	Jerome Simpson	6	141	27	2	11-15-20	@Pitt.	Tee Higgins	7	115	54	1
11-7-99	@Sea.	Carl Pickens	4	104	75	1	1-2-11	@Balt.	Jerome Simpson	12	123	21	1	9-3-21	Jax.	Tyler Boyd	9	118	33	0
11-28-99	@Pitt.	Darnay Scott	4	123	76	1	9-8-11	@Den.	A.J. Green	10	124	26	1	9-12-21	Minn.	Ja'Marr Chase	5	101	50	1
12-5-99	S.F.	Carl Pickens	7	107	37	2	9-8-11	@Den.	Jerome Simpson	4	136	84	0	10-10-21	G.B.	Ja'Marr Chase	6	159	70	1
12-17-00	Jax.	Danny Farmer	5	102	38	0	10-2-11	Buff.	A.J. Green	4	118	58	0	10-24-21	@Balt.	Ja'Marr Chase	8	201	82	1
9-9-01	N.E.	Darnay Scott	5	104	34	0	10-16-11	Ind.	Jerome Simpson	6	101	32	0	11-28-21	Pitt.	Tee Higgins	6	114	32	1
12-30-01	Pitt.	Peter Warrick	10	109	20	0	11-20-11	@Balt.	Jerome Simpson	8	152	47	0	12-5-21	LAC	Tee Higgins	9	138	29	1
12-30-01	Pitt.	Darnay Scott	7	113	49	0	11-27-11	Cle.	A.J. Green	3	110	51	0	12-12-21	S.F.	Tee Higgins	5	114	27	0
1-6-02	@Tenn.	Darnay Scott	9	152	39	0	12-18-11	@StL.	A.J. Green	6	115	55	0	12-26-21	Balt.	Tee Higgins	12	194	52	2
11-10-02	@Balt.	Chad Johnson	7	110	39	1	9-23-12	@Wash.	A.J. Green	9	183	73	1	12-26-21	Balt.	Ja'Marr Chase	7	125	22	0
11-17-02	Cle.	Chad Johnson	4	103	72	1	10-14-12	@Jax.	A.J. Green	6	117	42	1	1-2-22	K.C.	Ja'Marr Chase	11	266	72	3
11-24-02	@Pitt.	Chad Johnson	7	152	55	0	11-4-12	@Cle.	A.J. Green	7	135	57	2	9-11-22	Pitt.	Ja'Marr Chase	10	129	24	1
12-8-02	@Car.	Chad Johnson	6	114	32	0	11-1-12	Den.	Jermaine Gresham	6	108	52	0	9-25-22	@NYJ	Tyler Boyd	4	105	56	1
12-29-02	@Buff.	Chad Johnson	6	123	50	0	11-25-12	Oak.	A.J. Green	3	111	48	0	9-29-22	Mia.	Tee Higgins	7	124	59	1
9-14-03	@Oak.	Chad Johnson	8	131	34	0	12-23-12	@Pitt.	A.J. Green	10	116	21	0	10-16-22	@N.O.	Ja'Marr Chase	7	132	60	2
9-14-03	@Oak.	Peter Warrick	8	109	30	1	9-8-13	@Chi.	A.J. Green	9	162	45	2	10-23-22	Atl.	Tyler Boyd	8	155	60	1
10-19-03	Balt.	Chad Johnson	5	130	82	1	10-13-13	@Buff.	A.J. Green	6	103	54	1	10-23-22	All.	Ja'Marr Chase	8	130	41	2
11-16-03	K.C.	Peter Warrick	6	114	77	1	10-20-13	@Det.	A.J. Green	6	155	82	1	11-20-22	@Pitt.	Tee Higgins	9	148	33	0
11-23-03	@S.D.	Chad Johnson	10	107	22	3	10-27-13	NYJ	Marvin Jones	8	122	45	4	11-27-22	@Tenn.	Tee Higgins	7	114	29	1
11-30-03	@Pitt.	Chad Johnson	6	117	58	1	10-27-13	NYJ	A.J. Green	3	115	53	0	12-11-22	Cle.	Ja'Marr Chase	10	119	20	1
12-21-03	@StL.	Chad Johnson	7	115	47	0	10-31-13	@Mia.	A.J. Green	11	128	21	0	12-24-22	@N.E.	Tee Higgins	8	128	39	1
9-26-04	Balt.	T.J. Houshmandzadeh	7	116	22	0	11-10-13	@Balt.	A.J. Green	8	151	51	1	9-25-23	LARams	Ja'Marr Chase	12	141	43	0
10-25-04	Den.	Chad Johnson	7	149	50	1	9-7-14	@Balt.	A.J. Green	6	131	77	1	10-8-23	@Ariz.	Ja'Marr Chase	15	192	63	3
11-28-04	Cle.	Chad Johnson	10	117	46	1	9-21-14	Tenn.	A.J. Green	6	102	29	0	10-29-23	@S.F.	Ja'Marr Chase	10	100	20	1
12-5-04	@Balt.	T.J. Houshmandzadeh	10	171	34	1	10-12-14	Car.	Mohamed Sanu	10	120	34	1	11-5-23	Buff.	Tee Higgins	8	110	21	0
12-5-04	@Balt.	Chad Johnson	10	161	51	2	10-26-14	Balt.	Mohamed Sanu	5	125	53	0	11-12-23	Hou.	Tyler Boyd	8	117	64	0
12-12-04	@N.E.	T.J. Houshmandzadeh	12	145	33	0	11-16-14	@N.O.	A.J. Green	6	127	38	1	11-23-23	Hou.	Ja'Marr Chase	5	124	64	1
9-18-05	Minn.	Chad Johnson	7	139	70	1	11-23-14	@Hou.	A.J. Green	12	121	20	0	12-4-23	@Jax.	Ja'Marr Chase	11	149	76	1
							12-7-14	Pitt.	A.J. Green	11	224	81	1	12-23-23	@Pitt.	Tee Higgins	5	140	80	1

LAST TIMES

(Updated through 2023 season.)

BENGALS

RETURNED KICKOFF FOR TOUCHDOWN

Nov. 29, 2020 vs. N.Y. Giants — Brandon Wilson, 103 yards

RETURNED PUNT FOR TOUCHDOWN

Sept. 17, 2023 vs. Baltimore — Charlie Jones, 81 yards

RETURNED INTERCEPTION FOR TOUCHDOWN

Oct. 8, 2023 at Arizona — Cam Taylor-Britt, 11 yards

RECOVERED OPPONENT'S FUMBLE IN END ZONE FOR TOUCHDOWN

Jan. 8, 2023 vs. Baltimore — Joseph Ossai

RETURNED OPPONENT'S FUMBLE FOR TOUCHDOWN

Jan. 9, 2022 at Cleveland — Trayvon Henderson, 29 yards

BLOCKED A PUNT

Dec. 23, 2018 at Cleveland — Clayton Fejedelem blocked Britton Colquitt punt

RETURNED BLOCKED PUNT FOR TOUCHDOWN

Nov. 17, 2013 vs. Cleveland — Tony Dye, 14 yards (block by Jayson DiManche)

BLOCKED FIELD GOAL ATTEMPT

Oct. 31, 2022 at Cleveland — B.J. Hill blocked a Cade York 53-yard FG attempt

RETURNED BLOCKED FIELD GOAL ATTEMPT FOR TOUCHDOWN

Nov. 8, 1970 at Buffalo — Lemar Parrish, 83 yards

BLOCKED AN EXTRA POINT ATTEMPT

Dec. 24, 2016 at Houston — Margus Hunt blocked a Nick Novak PAT attempt

SCORED SAFETY

Dec. 1, 2019 vs. N.Y. Jets — Jets penalized for holding in end zone for Bengals team safety

WON SHUTOUT

Dec. 14, 2014 at Cleveland (30-0)

OPPONENTS

RETURNED KICKOFF FOR TOUCHDOWN

Nov. 4, 2012 vs. Denver — Trindon Holliday, 105 yards

RETURNED PUNT FOR TOUCHDOWN

Oct. 7, 2018 vs. Miami — Jakeem Grant, 71 yards

RETURNED INTERCEPTION FOR TOUCHDOWN

Dec. 10, 2023 vs. Indianapolis — Ronnie Harrison Jr., 36 yards

RECOVERED BENGALS FUMBLE IN END ZONE FOR TOUCHDOWN

Dec. 8, 2002 at Carolina — Al Wallace recovered Jon Kitna fumble

RETURNED BENGALS FUMBLE FOR TOUCHDOWN

Dec. 5, 2021 vs. L.A. Chargers — Tevaughn Campbell, 61 yards

BLOCKED A PUNT

Sept. 30, 2018 at Atlanta — Keith Tandy blocked Kevin Huber punt

RETURNED BLOCKED PUNT FOR TOUCHDOWN

Sept. 14, 2008 vs. Tennessee — Keith Bulluck blocked Kyle Larson punt and recovered ball in end zone

BLOCKED FIELD GOAL ATTEMPT

Nov. 25, 2018 vs. Cleveland — Myles Garrett blocked a Randy Bullock 54-yard FG attempt

RETURNED BLOCKED FIELD GOAL ATTEMPT FOR TOUCHDOWN

Dec. 1, 1996 at Jacksonville — Mickey Washington, 65 yards

BLOCKED AN EXTRA POINT ATTEMPT

Sept. 11, 2022 vs. Pittsburgh — Minkah Fitzpatrick blocked an Evan McPherson PAT attempt

SCORED SAFETY

Oct. 16, 2016 at New England — Andy Dalton tackled in end zone by Dont'a Hightower

WON SHUTOUT

Sept. 10, 2017 vs. Baltimore (20-0)

LONGEST PLAYS

(All plays are touchdowns unless noted otherwise. Updated through 2023 season.)

BENGALS

- 103 yds. — Brandon Wilson — kickoff return vs. N.Y. Giants, 11-29-20
- 102 yds. — Louis Breeden — interception at San Diego, 11-8-81
- 102 yds. — Eric Bieniemy — kickoff return at N.Y. Giants, 10-26-97
- 102 yds. — Artrell Hawkins — interception at Houston, 11-3-02
- 101 yds. — Dre Kirkpatrick — interception at Denver, 11-19-17 (not a TD)
- 100 yds. — Glenn Holt — kickoff return at Buffalo, 11-4-07
- 99 yds. — Tremain Mack — kickoff return vs. Tennessee, 11-14-99
- 98 yds. — Stanford Jennings — kickoff return at Kansas City, 11-13-88
- 97 yds. — Darryl Williams — interception vs. Pittsburgh, 11-7-93
- 97 yds. — Willie Shelby — kickoff return at Cleveland, 10-3-76
- 97 yds. — Tremain Mack — kickoff return at Baltimore, 9-27-98
- 97 yds. — Adam Jones — kickoff return vs. Carolina, 10-12-14 (not a TD)
- 96 yds. — Ray Griffin — interception vs. San Diego, 11-11-79
- 96 yds. — Corey Dillon — rush at Detroit, 10-28-01
- 96 yds. — Bernard Scott — kickoff return at Pittsburgh, 11-15-09
- 95 yds. — Carl Pickens — punt return at Green Bay, 9-20-92
- 95 yds. — Lemar Parrish — kickoff return at Buffalo, 11-8-70
- 94 yds. — Tim McGee — kickoff return vs. Minnesota, 10-23-86 (not a TD)
- 94 yds. — Ken Anderson to Billy Brooks — pass at Minnesota, 11-13-77
- 94 yds. — Brandon Bennett — kickoff return at Baltimore, 11-10-02
- 94 yds. — Tab Perry — kickoff return at Pittsburgh, 12-4-05 (not a TD)
- 92 yds. — Brandon Wilson — kickoff return at Baltimore, 11-10-19
- 90 yds. — Lemar Parrish — punt return vs. Washington, 10-6-74
- 90 yds. — Virgil Carter to Speedy Thomas — pass vs. Philadelphia, 9-19-71
- 90 yds. — David Dunn — kickoff return vs. Pittsburgh, 11-10-96

OPPONENTS

- 105 yds. — Mercury Morris (Miami) — kickoff return at Cincinnati, 9-14-69
- 105 yds. — Trindon Holliday (Denver) — kickoff return at Cincinnati, 11-4-12
- 103 yds. — Bob Gresham (Houston) — kickoff return at Cincinnati, 9-23-73
- 101 yds. — Derrick Mason (Tennessee) — kickoff return at Cincinnati, 11-18-01
- 100 yds. — Max Anderson (Buffalo) — kickoff return at Cincinnati, 9-22-68
- 100 yds. — Jon Vaughn (New England) — kickoff return at Cincinnati, 12-20-92
- 99 yds. — Antwaan Randle El (Pittsburgh) — kickoff return at Cincinnati, 10-13-02
- 99 yds. — Jeff Garcia to Andre' Davis (Cleveland) — pass at Cleveland, 10-17-04
- 99 yds. — Terrence McGee (Buffalo) — kickoff return at Cincinnati, 12-24-05
- 99 yds. — Denzel Ward (Cleveland) — interception return at Cincinnati, 11-7-21
- 98 yds. — Chad Williams (Baltimore) — interception at Cincinnati, 12-1-02
- 97 yds. — Darren Lewis (Chicago) — kickoff return at Chicago, 11-8-92
- 97 yds. — Brandon Tate (New England) — kickoff return at New England, 9-12-10
- 96 yds. — Carl Roaches (Houston) — kickoff return at Houston, 10-4-81
- 96 yds. — Bobby Humphrey (N.Y. Jets) — kickoff return at Cincinnati, 12-21-86
- 95 yds. — Aaron Bailey (Indianapolis) — kickoff return at Cincinnati, 12-22-96
- 95 yds. — Lamont Brightful (Baltimore) — punt return at Baltimore, 11-10-02
- 94 yds. — Herschel Walker (Philadelphia) — kickoff return at Cincinnati, 12-24-94
- 94 yds. — Brent Grimes (Miami) — interception return at Miami, 10-31-13
- 94 yds. — Ben Roethlisberger to Martavis Bryant (Pittsburgh) — pass at Cincinnati, 12-7-14
- 93 yds. — Robert Lyles (Houston) — fumble return at Cincinnati, 10-19-86
- 92 yds. — Billy Lefear (Cleveland) — kickoff return at Cleveland, 11-23-75 (not a TD)
- 92 yds. — Bo Jackson (L.A. Raiders) — rush at Los Angeles, 11-5-89
- 92 yds. — Eric Metcalf (Cleveland) — punt return at Cincinnati, 9-4-94

PRO BOWL HISTORY

Below is a list of Bengals players selected for the league's Pro Bowl — listed both by player and by year.
The years listed are the seasons during which the selections were earned, not the calendar years in which the games were played.*

BY PLAYER			BY YEAR	
PLAYER	SELECTIONS	YEAR(S)	YEAR	PLAYER(S)
Anthony Munoz, OT	11	1981-91	1968	— C Bob Johnson, RB Paul Robinson, TE Bob Trumpy
Geno Atkins, DT	8	2011-12, '14-19	1969	— LB Bill Bergey, RB Paul Robinson, TE Bob Trumpy
A.J. Green, WR	7	2011-17	1970	— CB Lemar Parrish, TE Bob Trumpy
Chad Johnson, WR	6	2003-07, '09	1971	— CB Lemar Parrish
Lemar Parrish, CB	6	1970-71, '74-77	1972	— WR Chip Myers, DT Mike Reid
Ken Anderson, QB	4	1975-76, '81-82	1973	— WR Isaac Curtis, DT Mike Reid, TE Bob Trumpy
Willie Anderson, OT	4	2003-06	1974	— S Tommy Casanova, WR Isaac Curtis, CB Lemar Parrish
James Brooks, RB	4	1986, '88-90	1975	— QB Ken Anderson, WR Isaac Curtis, CB Lemar Parrish
Isaac Curtis, WR	4	1973-76	1976	— QB Ken Anderson, DE Coy Bacon, S Tommy Casanova, WR Isaac Curtis, LB Jim LeClair, CB Lemar Parrish
Bob Trumpy, TE	4	1968-70, '73	1977	— DE Coy Bacon, S Tommy Casanova, CB Lemar Parrish
Tommy Casanova, S	3	1974, '76-77	1978	— (none)
Ja'Marr Chase, WR	3	2021-23	1979	— (none)
Cris Collinsworth, WR	3	1981-83	1980	— (none)
Andy Dalton, QB	3	2011, '14, '16	1981	— QB Ken Anderson, WR Cris Collinsworth, FB Pete Johnson, P Pat McInally, OT Anthony Munoz
Corey Dillon, RB	3	1999-2001	1982	— QB Ken Anderson, WR Cris Collinsworth, OT Anthony Munoz, TE Dan Ross
Boomer Esiason, QB	3	1986, '88-89	1983	— WR Cris Collinsworth, OT Anthony Munoz
David Fulcher, S	3	1988-90	1984	— OT Anthony Munoz
Trey Hendrickson, DE	3	2021-23	1985	— OT Anthony Munoz
Rodney Holman, TE	3	1988-90	1986	— RB James Brooks, QB Boomer Esiason, G Max Montoya, OT Anthony Munoz
Max Montoya, G	3	1986, '88-89	1987	— NT Tim Krumrie, OT Anthony Munoz
Andrew Whitworth, OT	3	2012, '15-16	1988	— RB James Brooks, WR Eddie Brown, QB Boomer Esiason, S David Fulcher, TE Rodney Holman, NT Tim Krumrie, G Max Montoya, OT Anthony Munoz, CB Eric Thomas
Coy Bacon, DE	2	1976-77	1989	— RB James Brooks, QB Boomer Esiason, S David Fulcher, TE Rodney Holman, G Max Montoya, OT Anthony Munoz
Carlos Dunlap, DE	2	2015-16	1990	— RB James Brooks, S David Fulcher, TE Rodney Holman, OT Anthony Munoz
Jermaine Gresham, TE	2	2011-12	1991	— OT Anthony Munoz
Tim Krumrie, NT	2	1987-88	1992	— RB Harold Green
Carson Palmer, QB	2	2005-06	1993	— (none)
Carl Pickens, WR	2	1995-96	1994	— (none)
Mike Reid, DT	2	1972-73	1995	— QB Jeff Blake, WR Carl Pickens
Paul Robinson, RB	2	1968-69	1996	— CB Ashley Ambrose, WR Carl Pickens
Ashley Ambrose, CB	1	1996	1997	— (none)
Bill Bergey, LB	1	1969	1998	— (none)
Jeff Blake, QB	1	1995	1999	— RB Corey Dillon, KR Tremain Mack
Eddie Brown, WR	1	1988	2000	— RB Corey Dillon
Vontaze Burfict, LB	1	2013	2001	— RB Corey Dillon
Joe Burrow, QB	1	2022	2002	— FB Lorenzo Neal
Tyler Eifert, TE	1	2015	2003	— OT Willie Anderson, WR Chad Johnson
Shayne Graham, K	1	2005	2004	— OT Willie Anderson, CB Tory James, WR Chad Johnson, RB Rudi Johnson
Harold Green, RB	1	1992	2005	— OT Willie Anderson, K Shayne Graham, WR Chad Johnson, CB Deltha O'Neal, QB Carson Palmer
Clark Harris, LS	1	2017	2006	— OT Willie Anderson, WR Chad Johnson, QB Carson Palmer
T.J. Houshmandzadeh, WR	1	2007	2007	— WR T.J. Houshmandzadeh, WR Chad Johnson
Kevin Huber, P	1	2014	2008	— (none)
Tory James, CB	1	2004	2009	— WR Chad Johnson
Bob Johnson, C	1	1968	2010	— (none)
Pete Johnson, FB	1	1981	2011	— DT Geno Atkins, QB Andy Dalton, WR A.J. Green, TE Jermaine Gresham
Rudi Johnson, RB	1	2004	2012	— DT Geno Atkins, WR A.J. Green, TE Jermaine Gresham, OT Andrew Whitworth
Adam Jones, CB	1	2015	2013	— LB Vontaze Burfict, WR A.J. Green
Jim LeClair, LB	1	1976	2014	— DT Geno Atkins, QB Andy Dalton, WR A.J. Green, P Kevin Huber
Tremain Mack, KR	1	1999	2015	— DT Geno Atkins, DE Carlos Dunlap, TE Tyler Eifert, WR A.J. Green, CB Adam Jones, S Reggie Nelson, RB Cedric Peerman, OT Andrew Whitworth
Pat McInally, P	1	1981	2016	— DT Geno Atkins, QB Andy Dalton, DE Carlos Dunlap, WR A.J. Green, OT Andrew Whitworth
Joe Mixon, RB	1	2021	2017	— DT Geno Atkins, WR A.J. Green, LS Clark Harris
Chip Myers, WR	1	1972	2018	— DT Geno Atkins
Lorenzo Neal, FB	1	2002	2019	— DT Geno Atkins
Reggie Nelson, S	1	2015	2020	— (none)
Deltha O'Neal, CB	1	2005	2021	— WR Ja'Marr Chase, DE Trey Hendrickson and RB Joe Mixon
Cedric Peerman, RB	1	2015	2022	— QB Joe Burrow, WR Ja'Marr Chase and DE Trey Hendrickson
Dan Ross, TE	1	1982	2023	— WR Ja'Marr Chase, DE Trey Hendrickson
Eric Thomas, CB	1	1988		

***NOTE:** The above information includes the "AFL All-Star Game" after the 1968 and '69 seasons, the "AFC-NFC Pro Bowl" game after the '70-2013 and '17 seasons, the unconfederated-format "NFL Pro Bowl" game after the '14-16 seasons, the confederated-format "NFL Pro Bowl" game after the '18-19 and '21 seasons, and the skill contest-format "NFL Pro Bowl Games" after the '22-23 seasons. No game or skill contests took place after the 2020 season (the confederated-format game originally scheduled to take place was canceled due to the COVID-19 pandemic), though players still were voted to Pro Bowl rosters.

ANTHONY MUNOZ CLASS OF 1998

The Bengals' Anthony Munoz, who defined the art of playing offensive tackle in the National Football League, was inducted on Aug. 1, 1998 to the Pro Football Hall of Fame. It was the first year of Hall eligibility for Munoz, whose final NFL season was 1992 with the Bengals. There currently are 378 Hall of Famers, and Munoz is one of only 93 players selected in their first year of eligibility.

Munoz was a consensus All-American at the University of Southern California, and the Bengals acquired him with the third overall pick in the 1980 draft, despite the fact some teams considered him damaged goods due to a previous knee surgery. The move turned out as one of the best draft gambles in franchise history, as Munoz went on to play 13 Bengals seasons (1980-92), including 11 ('81-91) in which he was chosen for the AFC-NFC Pro Bowl game. At the time of his retirement (1992), that was the most selections of any player in NFL history. He also earned All-Pro honors (full NFL, not just the AFC) every season from 1981 through '91.

"Anthony's induction was very gratifying to our organization and to all of our fans," said Mike Brown, Bengals president. "It was particularly so because the selectors recognized Anthony as a truly special player and person who deserved election on his first try. During his playing days, no one in the NFL was better. It's justifiable to consider him as the best offensive lineman ever, and he has conducted his personal and family life in a way that is a great credit to the Bengals and the NFL."

Munoz's off-field efforts earned him the NFL's prestigious Man of the Year Award in 1991. He played for the Bengals in their first two Super Bowl appearances, as a second-year player in Super Bowl XVI at Pontiac, Mich., and as a ninth-year vet in Super Bowl XXIII at Miami. And, he is just one of two offensive tackles to be named to both the NFL 75th Anniversary All-Time Team in 1994 and the NFL 100th Anniversary All-Time Team in 2019 (along with former Green Bay Packers OT Forrest Gregg, who also served as Bengals head coach from '80-83).

Munoz's exceptional agility and athleticism is reflected by his entry line in the Bengals' all-time pass receiving statistics. He caught seven passes in his career, playing as a tackle-eligible, and four of those receptions were for touchdowns.

In six of his 13 Bengals seasons, Munoz earned at least one major award as NFL Offensive Lineman of the Year. One award citation, issued by NFL Alumni, reads:

"The NFL has three levels of offensive linemen. The bottom rung is for players aspiring to make the Pro Bowl. The next step is for those who have earned all-star status. Then there's Anthony Munoz. He's alone at the top, a sure Hall of Famer."

A native of Ontario, Calif., whose grandparents were born in Chihuahua, Mexico, Munoz is considered the first player of primarily Hispanic background to enter the Hall.

Munoz was a member of the Bengals' inaugural Ring of Honor class in 2021, and in 2022 he was announced as the Hall of Fame's first Chief Football Relationship Officer.



KEN RILEY CLASS OF 2023

Bengals legend Ken Riley, the most productive cornerback in team history, was inducted on Aug. 5, 2023 to the Pro Football Hall of Fame. The selection came posthumously for Riley, who passed away in 2020 at the age of 72. He entered as one of three senior members selected among his class.

Riley arrived at his first Bengals training camp in 1969 as an unheralded quarterback out of Florida A&M University. The sixth-round selection in the AFL/NFL Draft (135th overall) was asked by Bengals founder and then-head coach Paul Brown to participate in drills with the cornerbacks — a move which went on to produce an unparalleled career in team history. Riley ultimately played in 207 career games over 15 seasons as a Bengal from 1969-83, and his 65 career interceptions still constitute the most dominant lead in any major category of the team's record book, nearly doubling the second-place total of 33. At the time of his retirement, that total of 65 INTs was the fourth most in NFL history, and it still stands tied for fifth most. His 207 games stood as the most in Bengals history until 2022.


While Riley's stellar numbers carved out a resume which rivals the game's all-time greats, it was his team-first approach to the game which endeared him to Bengals teammates and fans, perhaps at the expense of being more widely recognized during his career.

"Ken Riley was a wonderful person," said Bengals President Mike Brown, son of Paul Brown. "Everyone respected him. Ken looked out for others. He was known as someone who would help. Had he still been alive, Ken would have delighted in being selected for the Hall of Fame. Now the extended Bengals family will have to be delighted for him. We miss him, and we celebrate him."

A natural athlete with a acute ability to anticipate throws toward his coverage, Riley was considered one of the top cornerbacks of his era whose mixture of talent and savviness was consistent throughout his career. He is one of only nine players in NFL history to record five or more interceptions in seven career seasons. Riley was a member of five Bengals teams which reached the postseason, including the 1981 squad, which he helped lead to Super Bowl XVI.

"He had the ball skills of an offensive skill player," said Dave Lapham, a teammate of Riley's and later the Bengals' radio analyst. "And that's what he was — a former QB. He was so smart and he was so solid, like when he picked off Joe Namath multiple times in Joe's career. But he talked about how great Namath was, not how great Kenny Riley was. That was him in a nutshell — a great human being and a great player."

Following his retirement, Riley spent two seasons as an assistant coach for the Green Bay Packers before taking over as head coach at Florida A&M. He led the Rattlers' football program from 1986-93, earning two Mid-Eastern Athletic Conference titles and two MEAC Coach of the Year honors during that span. He then served as Florida A&M's athletic director from 1994-2004. He was inducted into the FAMU Athletics Hall of Fame in 1982, the Black College Football Hall of Fame in 2015, and the Bengals' Ring of Honor in 2021.



OTHER PLAYER/COACH CONNECTIONS

OT Anthony Munoz and CB Ken Riley are the only players who performed primarily for the Bengals to gain entry to the Pro Football Hall of Fame. Two other Hall members — WRs **Charlie Joiner** and **Terrell Owens** — are former Bengals, but both played the majority of their careers with other teams. Joiner, a Bengal from 1972-75, played most of his career at San Diego. He was inducted in 1996. Owens, a Bengal in 2010, also played for San Francisco, Philadelphia, Dallas and Buffalo. He was inducted in 2018.

Paul Brown, founder and first head coach of both the Bengals and the Cleveland Browns, is in the Hall, but he was inducted in 1967, prior to the Bengals' inaugural season.

Three other Hall of Famers also spent time as Bengals coaches. **Bill Walsh**, inducted in 1993 for his success as head coach of the San Francisco 49ers, was a Bengals assistant from 1968-75. **Forrest Gregg**, Bengals head coach from 1980-83, was inducted in '77, based on his playing career as an OT, primarily with Green Bay. And **Dick LeBeau**, a Bengals coach for 19 seasons, was inducted in 2010 for his feats as a Detroit Lions CB. LeBeau was Bengals head coach from 2000 (the last 13 games) through '02. He also was a Cincinnati assistant coach from 1980-91 and from '97 through 2000 (first three games).

More on P.B.: Paul Brown was not only the founder and first coach of both the Bengals and the Browns, he was one of the great innovators in pro football history.

"Whether they know it or not, nearly everyone in football has been affected by Paul Brown," former NFL Commissioner Pete Rozelle said in 1991. "His wealth of ideas changed the game."

Elected in 1967 to the Pro Football Hall of Fame, Brown also was founder and first coach of the Cleveland Browns, whom he guided to seven league championships in their first 12 seasons. He posted a .665 winning percentage over 25 years of pro coaching (222-112-9, including playoffs). Earlier in his career, he created an Ohio dynasty at Massillon High School and coached Ohio State University to a national championship (1942).

Brown pioneered coaching as a year-round profession, invented the draw play, introduced the use of face masks on helmets, initiated film study and classroom instruction of players, and was the first coach to call plays from the sidelines. He also broke the color barrier in modern American pro sports, as his Cleveland team featured black stars Marion Motley and Bill Willis in 1946, a year before Jackie Robinson's debut in Major League Baseball.

Born in Norwalk, Ohio, and reared in Massillon, Ohio, Brown was Bengals coach and general manager from 1968-75. He stepped down as coach following an 11-3 season in 1975, and continued in the GM's role until his death at age 82 on Aug. 5, 1991.

P.B.'s HOF tree: Paul Brown was enshrined in the Pro Football Hall of Fame in 1967, and numerous other individuals who played and/or coached under Brown went on to become Hall of Fame members themselves.

The most recent player added to the list of Brown's disciples in the Hall of Fame is a 2023 inductee — former Bengals CB Ken Riley. Riley was part of Brown's second Bengals draft class in 1969, a sixth-round pick out of Florida A&M who played his entire 15-year NFL career in Cincinnati. In the team's record book, Riley's 65 career INTs constitute the most dominant lead in a major career category, nearly doubling the second-place total of 33. At the time of Riley's retirement, that total of 65 INTs was the fourth most in NFL history, and it still stands tied for fifth most.

With regard to Bengals players in the Hall of Fame, Brown also was primarily responsible for drafting OT Anthony Munoz, considered by many to be the greatest offensive lineman in NFL history. Munoz, a 1998 inductee, played his entire 13-year pro career (80-92) with the Bengals. Some analysts thought he was too risky a prospect for an early first-round draft selection because he had experienced knee injuries in college. But Brown, as Bengals general manager in 1980, selected Munoz No. 3 overall.

WR Charlie Joiner, who played for the Bengals under Brown from 1972-75, was elected to the Hall of Fame in the '96 class of inductees. In addition, 16 other players Brown coached for the Cleveland Browns are in the Hall of Fame. These players, and the years Brown coached them in Cleveland, are: DE Doug Atkins (1953-54), FB Jim Brown ('57-62), DE Willie Davis ('58-59), QB Len Dawson ('60-61), WR Len Ford ('50-57), C Frank Gatski ('46-56), QB Otto Graham ('46-55), T/PK Lou Groza ('46-59 and '61-62), G Gene Hickerson ('58-60 and '62), DT Henry Jordan ('57-58), WR Dante Lavelli ('46-56), T Mike McCormack ('54-62), RB/WR Bobby Mitchell ('58-61), FB/LB Marion Motley

('46-53), E Mac Speedie ('46-52) and G Bill Willis ('46-53).

The most recent coaching disciple of Brown's to be named to the Hall of Fame was former Bengals assistant coach and head coach Dick LeBeau, a 2010 inductee. LeBeau's assistant coaching tenure with the Bengals began in '80, when Brown was general manager. He was an assistant coach (DBs and defensive coordinator) with the Bengals from 1980-91 and '97-2000 (three games in '00), and he was the team's head coach from the fourth game of '00 through '02. LeBeau, who also spent many seasons as an assistant coach with Pittsburgh, is widely considered to be one of the best defensive coaches in league history. And though he did not play under Brown, LeBeau recorded 62 career INTs, which ranked third all-time at the time of his retirement as a player.

Other former assistant coaches under Paul Brown who are in the Hall of Fame are Weeb Ewbank and Bill Walsh. Also in the Hall of Fame is Forrest Gregg, hired by Brown as Bengals head coach in 1980.

The 1997 Hall of Fame class included Don Shula, the winningest head coach in NFL history with 328 wins. Shula also played defensive back in the NFL and spent his first two pro seasons in 1951 and '52 under Brown in Cleveland.

BENGALS ITEMS IN THE HALL

The Hall of Fame houses many pieces of Bengals history from many events and former players and/or coaches. Here is a list of some of those items:

- The football used on the opening kickoff of the Bengals' inaugural regular-season home game on Sept. 15, 1968. Cincinnati defeated Denver, 24-10.
- Founder/Head Coach Paul Brown: One of Brown's signature fedora hats worn on the sideline during a game.
- CB Ken Riley: The Olympic torch carried by Riley at the 1996 Olympics in Atlanta; a game-used helmet worn during the Bengals' 1981 AFC Championship season; Shoulder pads worn by Riley in several games during his career; and a jersey of Riley's worn in 1983, his final Bengals season.
- WR Isaac Curtis: A framed water color drawing of Curtis, one of the NFL's most productive receivers during a Bengals career spanning from 1973-84.
- RB Archie Griffin: A late 1970s jersey worn in a game by Griffin, a two-time Heisman Trophy winner who played for the Bengals from 1976-83.
- OT Anthony Munoz: A full uniform — including jersey, pants, and helmet — worn during 1992, the last Bengals season of his Hall of Fame career.
- QB Boomer Esiason: A game-worn jersey from 1988, his NFL MVP season in which he led the team to Super Bowl XXIII.
- RB Corey Dillon: The jersey he wore on Dec. 4, 1997, when he established a then-rookie single-game rushing record (246) vs. Tennessee; and the jersey, pants, and shoes he wore on Oct. 22, 2000, when he set the then-NFL record of 278 rushing yards in Bengals' 31-21 win vs. Denver.
- Groundbreaking of Paul Brown Stadium (now named Paycor Stadium): A shovel used for the groundbreaking of the team's home stadium, which took place on Cincinnati's riverfront on April 25, 1998; and an autographed metal bucket from the groundbreaking ceremony of PBS, signed by Bengals president Mike Brown, Hamilton County Commissioners Bob Bedinghaus and Tom Neyer, Cincinnati Mayor Roxanne Qualls and others.
- Backrest of a seat from Cinergy Field (previously named Riverfront Stadium), which was the Bengals' home stadium from 1970-99.
- QB Andy Dalton: His jersey from Nov. 1, 2015, when he defeated Pittsburgh for his 23rd road win, tying Dan Marino, Ben Roethlisberger, and Matt Ryan for most road wins in their first five NFL seasons.
- QB Joe Burrow: The jersey and pants worn by Burrow on Sept. 12, 2021, a Bengals 27-24 OT win over Minnesota (it was the regular-season home debut of the Bengals' first significant uniform change since 2004); and a game-used football thrown by Burrow on Oct. 23, 2022, when he passed Dan Marino for the most 400+ yard passing games (five) in a player's first three seasons.
- WR Ja'Marr Chase: The gloves worn by Chase on Jan. 2, 2022 during a 34-31 victory over the Kansas City Chiefs, in which he broke the NFL rookie record for most receiving yards in a game (266); and a pair of game shoes he wore during his historic rookie season of 2021, when he shattered numerous NFL rookie records, including Super Bowl-era single-season receiving yardage, single-game receiving yardage and postseason receiving yardage.
- C Ted Karras: A "513 Stands With Buffalo" T-shirt worn by Karras in honor of Bills S Damar Hamlin, who suffered cardiac arrest and collapsed on the field at Paycor Stadium early in the teams' Week 17 game of the 2022 season (the game was initially postponed and later canceled).
- DE Sam Hubbard: The football recovered by Hubbard and returned for an NFL Postseason record 98-yard touchdown in the Bengals' 24-17 AFC Wild Card victory over Baltimore on Jan. 15, 2023.
- All of the Bengals' draft cards from 1997-2024, written on by team reps and turned in to the league to officially communicate the team's selections.



The Cincinnati Bengals in 2021 established a Ring of Honor to recognize and pay tribute to former players, coaches and individuals who have played significant roles in the franchise's 56-year history.

The Bengals' Ring of Honor currently includes eight members over three classes. The members' names are permanently displayed on the East club suites facade inside Paycor Stadium.

New members are voted into the ring each offseason by Bengals

Season Ticket Members and are inducted during a halftime ceremony at a home game later that year. In addition to the unveiling of the names inside the stadium during that ceremony, each new inductee is gifted a Bengals ROH blazer lined with orange and black tiger stripes on the inside, which is stitched with the official ROH mark and embroidered with the year of induction. In addition, ROH members are invited to return to Paycor Stadium each year to attend subsequent induction ceremonies.

"This is a way to show our appreciation for individuals who have made a significant impact on our franchise," Bengals President Mike Brown said when the team announce the ROH in 2021. "We have great players and coaches to honor, and it will be fun to reminisce as we go about this process each year."

The Class of 2024 will be announced in July, then inducted during halftime of a primetime Monday Night Football game on Sept. 23 against Washington.

Here is a brief look at each of the previous classes, followed by bios of the current members:

INAUGURAL CLASS OF 2021

- Bengals founder and first head coach Paul Brown
- QB Ken Anderson
- OT Anthony Munoz
- CB Ken Riley

In April, the Bengals announced the formation of the Ring of Honor and named Pro Football Hall of Famers Brown and Munoz as its first two members. They were later joined by Anderson and Riley, as voted by Bengals Season Ticket Members. The ROH was unveiled to fans at halftime of Cincinnati's Game 4 victory vs. Jacksonville, a nationally televised Thursday Night Football contest. Riley since has been inducted into the Pro Football Hall of Fame also.

CLASS OF 2022:

- OT Willie Anderson
- WR Isaac Curtis

Anderson and Curtis, who each were selected to four Pro Bowls during their Bengals careers, were inducted at halftime of Cincinnati's Game 4 win vs. Miami, which again was a Thursday Night Football contest. It also was the Bengals' first-ever "White Bengal" game.

CLASS OF 2023

- QB Boomer Esiason
- WR Chad Johnson

Esiason and Johnson were two of the most beloved personalities in team history, in addition to having two of the franchise's most prolific careers statistically. They were recognized at halftime of the Bengals' Game 3 win over the L.A. Rams on Monday Night Football, in what was the second annual "White Bengal" game.

KEN ANDERSON — CLASS OF 2021

QUARTERBACK (PLAYED 1971-86)



Ken Anderson recorded one of the most prolific stretches in Bengals history during his team-record 16-year playing career. He was a four-time Pro Bowler who led the NFL in passer rating on four occasions, and in 1981 he won league MVP honors while helping lead Cincinnati to its first Super Bowl appearance.

Anderson is the Bengals' all-time leader in passing yards (32,838), and he also ranks in the top five in team history for career completions (second, 2654), completion percentage (fourth, 59.31), touchdown passes (second, 197), passer rating (fifth, 81.9) and 300-yard passing games (tied for third, 19). He led the NFL in passing yards in back-to-back seasons in 1974 and '75, and he led the Bengals to eight winning seasons with four playoff appearances over his career. His 192 games played for Cincinnati are the fifth most in team history and the most by an offensive player.

During his 1981 MVP campaign, Anderson passed for 3754 yards and a then-team record 29 TDs against 10 INTs, posting a league-leading 98.4 passer rating. He then steered the Bengals to a pair of postseason wins, including the iconic "Freezer Bowl" in the AFC Championship at Riverfront Stadium, to earn a berth in Super Bowl XVI.

Anderson was the first Bengal ever to be named the NFL Man of the Year when he received the prestigious award in 1975. Following his playing career, he served as a color analyst for the Bengals' radio broadcasts from 1987-92, then in '93 he joined the Cincinnati coaching staff as quarterbacks coach. He spent 10 seasons on the team's staff, including five (1996-2000) as offensive coordinator.

WILLIE ANDERSON — CLASS OF 2022

OFFENSIVE TACKLE (PLAYED 1996-07)



Regarded as one of the best right offensive tackles of his era, Willie Anderson was selected to four Pro Bowls during his 12-year playing career in Cincinnati.

Anderson entered the league as a first-round draft pick of the Bengals in 1996 and went on to play in 181 games, which is tied for eighth most in team history. He helped the Bengals set club records for fewest sacks allowed twice, with just 21 in 2005 and only 17 in '07. He also blocked for HB Corey Dillon's two record-setting games — a NFL rookie record 246 rushing yards on Dec. 4, 1997 and an NFL record 278 rushing yards on Oct. 22, 2000 (both since broken).

Anderson faced numerous Hall of Fame pass rushers, earning respect and recognition from many opponents across the line of scrimmage. Some of his most notable matchups included Bruce Smith (who is still the NFL's all-time sack leader), Julius Peppers and Terrell Suggs. He once was dubbed by Michael Strahan as "right there as the best right tackle of his generation."

A finalist for the Pro Football Hall of Fame each of the past three years, Anderson's durability was as notable as his blocking skills. He played in all 16 regular-season games for the Bengals in 10 of his 12 seasons, including starting 116 consecutive contests from 1999-2007.

PAUL BROWN — CLASS OF 2021

TEAM FOUNDER / HEAD COACH 1968-75 / GENERAL MANAGER '68-90



Recognized as one of football's greatest innovators and widely considered among the greatest coaches in the history of the sport, Paul Brown founded the Bengals in 1967 and served as the team's first head coach and general manager from its inaugural season in 1968 through '75. Brown quickly helped build the expansion Bengals into a winning franchise, as Cincinnati earned its first playoff berth in just its third year of existence (1970), which at the time was the earliest a new team had ever reached postseason play.

Brown collected a 55-59-1 overall record as head coach of the Bengals and guided the team to three playoff appearances, before turning his attention solely to the role of general manager from 1976-90. He was the architect of Cincinnati's emergence as a Super Bowl contender in the 1980s, as the Bengals made a pair of appearances in the NFL's biggest game after the '81 and '88 seasons.

Born in Norwalk, Ohio, and reared in Massillon, Brown achieved coaching success at every level in his home state. Brown also was founder and first coach (1946-62) of the Cleveland Browns, whom he guided to seven league championships in their first 12 seasons. Prior to his time with the Browns and Bengals, he created an Ohio dynasty at Massillon High School (national champion in 1935, '36, '39 and '40) and coached Ohio State University (NCAA national championship in 1942).

Overall, Brown had a .665 winning percentage in 25 years of pro coaching (222-112-9, including playoffs). He was elected to the Pro Football Hall of Fame in 1967.

As an innovator, Brown pioneered coaching as a year-round profession, invented the draw play, introduced the use of face masks on helmets, initiated film study and classroom instruction of players, and was the first coach to call plays from the sidelines. He also broke the color barrier in modern American pro sports, as his Cleveland team featured black stars Marion Motley and Bill Willis in 1946, a year before Jackie Robinson's debut in Major League Baseball.

Brown died on Aug. 5, 1991, at age 82.

"Whether they know it or not, nearly everyone in football has been affected by Paul Brown," former NFL Commissioner Pete Rozelle said in 1991 upon Brown's passing. "His wealth of ideas changed the game."

Brown's football legacy in Cincinnati has continued, as the Bengals' home venue was known as Paul Brown Stadium from 2000-22. His son Mike currently is the team's president, while his granddaughter Katie Blackburn is executive vice president, and his grandson Paul H. Brown is vice president of player personnel.

ISAAC CURTIS — CLASS OF 2022

WIDE RECEIVER (PLAYED 1973-84)



Known for his breakaway speed and pass catching ability, Isaac Curtis is the Bengals' all-time leader in average yards per reception (17.07).

A former running back and track star at the collegiate level, Curtis was selected by the Bengals in the first round of the 1973 NFL Draft and spent his entire 12-year playing career in Cincinnati. His name still appears prominently in the team's record books, as his career marks include the team's third most career receiving yards (7101) and its fourth most receiving touchdowns (53). He was selected to the Pro Bowl in each of his first four seasons, kicked off by a rookie campaign in 1973 that saw him lead the AFC in receiving yardage (843).

Curtis played in 167 regular-season games, and his 20 career 100-yard receiving performances are the third most by a Bengal. He helped lead Cincinnati to the playoffs four times, including 1981 when the Bengals advanced to Super Bowl XVI.

In addition to his statistical accomplishments, Curtis also is widely known for a significant change to the NFL rulebook. His world-class speed was so difficult to defend that opposing players resorted to deliberately blocking and holding him downfield, which led to the NFL creating a rule which permitted defenders to block receivers only within five yards of the line of scrimmage.

BOOMER ESIASON — CLASS OF 2023

QUARTERBACK (PLAYED 1984-92, '97)



Boomer Esiason was a league MVP and a three-time Pro Bowler who remains near the top of every Bengals passing record list, but fans are just as likely to remember him for his noteworthy competitiveness and leadership skills.

Esiason came to Cincinnati as a second-round pick in 1984, and by the end of his total 10 seasons in stripes he set ten-team records for career passer rating (83.1) and 300-yard passing games (23), while trailing only Ken Anderson in completions (2015), completion percentage (56.5), passing yards (27,149) and touchdown passes (187). He won NFL MVP honors in 1988, when he posted a league-leading 97.4 passer rating during the regular season before leading Cincinnati to its second AFC title and a berth in Super Bowl XXIII.

Esiason was the pilot of head coach Sam Wyche's innovative no-huddle offense which took the league by storm in the mid-1980s. With the left-handed Esiason under center, the Bengals ranked in the top five in the NFL in total yards per game for four straight seasons (1986-89), including two as the league leader ('86 and '88).

Esiason was traded by the Bengals to the N.Y. Jets after the 1992 season and spent four years with the Jets ('93-95) and Arizona Cardinals ('96), but returned to Cincinnati for his final campaign in 1997.

CHAD JOHNSON — CLASS OF 2023

WIDE RECEIVER (PLAYED 2001-10)



Chad Johnson, known as Chad "Ochocinco" from 2008-11, was a record-setting receiver for the Bengals who also cemented a position as one of the most amusing and charismatic sports personalities of his era.

A 2001 second-round pick out of Oregon State, Johnson spent his rookie campaign as a backup, but earned a starting role the following year and produced the first of seven 1000-yard seasons, the most in team history. He led the AFC in receiving yards for four consecutive seasons from 2003-06. Johnson's career-high 97 receptions in '05 led the AFC, and his 1369 receiving yards in '06 led the NFL. He was voted to the Pro Bowl six times, including five straight years from '03-07, and he was named All-Pro by Associated Press in both '05 and '06.

Johnson remains Cincinnati's all-time leader in career receptions (751), receiving yards (10,783) and receiving TDs (66). His receiving yardage total as a Bengal ranked as the third most in the NFL from 2001-10, trailing only Terrell Owens and Torry Holt. Known for his precise route running and acceleration, Johnson had 12 career touchdowns of 50 or more yards.

On the field, Johnson's entertaining and eccentric TD celebrations, sideline stunts and mic'd-up snippets made him a magnetic national sports figure throughout his career. Off the field, his fun-loving personality intersected with the rise of social media and helped turn him into a Twitter pioneer and noteworthy celebrity among all pro sports athletes.

ANTHONY MUNOZ — CLASS OF 2021

OFFENSIVE TACKLE (PLAYED 1980-92)



A 1998 Pro Football Hall of Fame inductee, Anthony Munoz is credited for helping define the art of playing offensive tackle in the modern NFL. His dominant 13-year career with the Bengals was highlighted by a team-record 11 Pro Bowl selections and 11 All-Pro nods.


A consensus All-American at the University of Southern California, Munoz was selected third overall by Cincinnati in the 1980 NFL Draft. At the time of his retirement in 1992, Munoz's 11 Pro Bowls were the most of any player in league history. He helped steer the Bengals to their first two Super Bowl appearances, as a second-year player in Super Bowl XVI, and as a ninth-year vet in Super Bowl XXIII. And, he is just one of two offensive tackles to be named to both the NFL 75th Anniversary All-Time Team in 1994 and the NFL 100th Anniversary All-Time Team in 2019 (along with former Green Bay Packers OT Forrest Gregg, who also served as Bengals head coach from 1980-83).

Off the field, Munoz's charitable efforts were highly regarded, culminating in him receiving the prestigious NFL Man of the Year Award in 1991. He currently serves as the Hall of Fame's Chief Football Relationship Officer. For the past 26 years, he has served as color analyst on the Bengals Preseason TV Network.

A native of Ontario, Calif., whose grandparents were born in Chihuahua, Mexico, Munoz is considered the first player of primarily Hispanic background to become a Hall of Famer.

KEN RILEY — CLASS OF 2021

CORNERBACK (PLAYED 1969-83)



Ken Riley earned his spot in the Bengals Ring of Honor in 2021, then in '23 was inducted into the Pro Football Hall of Fame. Both honors came posthumously for Riley, who passed away on June 7, 2020 at the age of 72. His celebrated career included 15 seasons with the Bengals, which rank as the second most in team history behind QB Ken Anderson.

Riley's 65 career interceptions were the fourth most in NFL history at the time of his retirement in 1983, and currently still stand as the fifth most. It marks perhaps the most dominant lead in any major category of the Bengals' record book, nearly doubling the second-place total of 33. Renowned for his ability to anticipate throws while in coverage, Riley recorded five or more interceptions in seven seasons — one of just nine NFL players ever to do so.

Riley helped lead the Bengals to the playoffs five times, and in 1981 he served as a key contributor in Cincinnati's run to Super Bowl XVI. He went into coaching following his retirement, spending two seasons as an assistant on the Green Bay Packers' staff before serving as head coach for eight years at his alma mater, Florida A&M University.

Members of Riley's family, including his wife, Barbara, and children, Ken II and Kim, represented the Bengals legend at the induction ceremony of the inaugural Ring of Honor class.

(Was named Paul Brown Stadium from 2000-21; renamed Paycor Stadium in '22.)

Paycor Stadium, the home of the Bengals on the riverfront of downtown Cincinnati, hosts its 25th NFL season in 2024. The venue opened in 2000, and for its first 22 years was known as Paul Brown Stadium, named after the Pro Football Hall of Famer who founded the team and served as its first head coach. In August of 2022, the Bengals and Cincinnati-based human capital management company Paycor announced an expanded partnership which included stadium naming rights, renaming the venue Paycor Stadium.

Since its opening, the stadium has won numerous honors while helping keep Cincinnati in the national sports spotlight. Over the last 20 seasons (2004-23), Paycor Stadium has hosted 32 nationally televised Bengals games, and at least three nationally televised contests are scheduled for 2024 (including preseason; subject to flexible scheduling).

Dubbed "The Jungle" in reference to the team's mascot and its fanbase, Paycor Stadium has provided one of the NFL's top home-field advantages over the past two decades. From 2003-10, Cincinnati sold out a franchise-record 57 consecutive home games (regular season and postseason). And, as many of the team's records have been rewritten in recent seasons, so too have the stadium's attendance charts. Nine of the 10 highest-attended home games in Bengals history have occurred since the start of the 2022 calendar year, and eight of those nine contests have resulted in wins (see "All-time biggest crowds" in "Miscellaneous Facts and Figures" section).

Among the stadium's most notable features is its sleek design and its premier location. The design blends seamlessly with the city, open to views of downtown Cincinnati to the north and the Ohio River to the south. It serves as the westernmost structure of The Banks neighborhood, Cincinnati's modernized entertainment district which includes housing properties, shopping and dining destinations, a riverfront park and three sports venues.



National recognition for Paycor Stadium has come in various modes. The acclaim began well before the stadium's 2000 opening. In May of 1998, studies of its design led to it being among 15 winners from a field of more than 300 projects for an American Architecture Award.

Then, in 2007, it was the only football stadium to be included among Harris Interactive's list of "America's favorite 150 buildings and structures." Paycor Stadium ranked 101st on a list which included a wide range of all types of structures — skyscrapers, museums, churches, hotels, bridges and national memorials, plus many more. No other football stadium was voted among the top 150, and among all sports venues, only two historic baseball parks — Wrigley Field and Yankee Stadium — ranked higher than Paycor.

Also, in 2002, in an industry rarity, Paycor Stadium was singled out by both of the nation's premier architecture magazines, *Architectural Record* and *Architecture*. The two stories came on the heels of the American Institute of Architects (California Council) presenting the stadium with the Merit Award in

2001. It marked the first time an NFL stadium received the award from the prestigious AIA.

Though hailed for its outer design, Paycor Stadium also fulfills its primary goal of serving as a premier venue for watching football. Almost 70 percent of the seats are along the sidelines, positioned for the best possible sight lines to the action.

In addition, while most teams across the NFL operate out of a training facility separate from their home stadium, the Bengals utilize Paycor as the team's headquarters for the entire organization, including all business operations staff and football personnel. The players enjoy close proximity to all training and practice areas, including the Kettering Health Performance Center (located inside the stadium, it includes both a large weight room and large synthetic turf area for the team's strength

and conditioning programs), the Kettering Health Practice Fields (immediately west of the stadium, outdoor facilities feature three full-size grass fields which host the team's training camp and most in-season practices), and the Integrity Express Logistics Indoor Facility (located immediately to the southwest of the practice fields, IEL is an 80,000-square foot enclosed facility with a full-size synthetic turf football field for use during inclement weather).

Paycor Stadium includes 132 suites and 7600 club seats.

Additional facts and figures on Paycor Stadium:

SEATING CAPACITY: 65,656.

DIMENSIONS: Paycor Stadium's footprint covers approximately 22 acres, and the structure itself reaches a height of 157 feet.

PLAYING SURFACE: The stadium playing surface is a FieldTurf CORE synthetic turf system (installed in 2024).



RIVERFRONT STADIUM/CINERGY FIELD — 1970-99

(Was named Riverfront Stadium from 1970-95; renamed Cinergy Field in '96.)



Like the Bengals' current home of Paycor Stadium, Riverfront Stadium was located in downtown Cincinnati on the north bank of the Ohio River. Its site was about a quarter-mile east of the current stadium site. Riverfront Stadium was renamed Cinergy Field in 1996.

Housing both the Bengals and major league baseball's Cincinnati Reds, Riverfront/Cinergy was one of a few circular, dual-sport stadiums built in the 1960s and '70s. Seating capacity for Bengals games was 60,389 in the building's full football configuration and 56,759 during shared periods with baseball.

Riverfront hosted one of the most celebrated victories in Bengals history, the 1981 season AFC Championship known as the "Freezer Bowl." The Bengals defeated San Diego 27-7 on a day with the coldest wind chill (minus-59 degrees) and second-lowest temperature reading (minus-9) in NFL history. The Bengals won their second AFC title at Riverfront in 1988, defeating Buffalo 21-10.

The longest Bengals sellout streak at Riverfront was 43 games, from the 1988 season opener through the '92 home finale.

The Reds continued playing in Cinergy Field for three seasons (2000-02) after the Bengals left for their current facility, and Cinergy was imploded in December of '02 to make room for a new Reds stadium and other riverfront development.

NIPPERT STADIUM — 1968-69

The Bengals played their first two seasons in Nippert Stadium on the campus of the University of Cincinnati. When the Bengals played at Nippert, its seating capacity was listed as 31,301.



The Nippert Stadium site began hosting UC games in 1902. It remains the home of the Bearcats today, and still stands as the third-oldest NCAA FBS stadium. Nippert has been expanded and upgraded many times over the years. Its current seating capacity is approximately 40,000, and its most recent major renovation took place from 2014 through early '15 (the Bearcats played their 2014 home games at Paycor Stadium — then named Paul Brown Stadium — but returned to Nippert in '15).

The stadium began in 1902 as Carson Field, named after Arch Carson, who played a significant role in starting football on the UC campus in 1885. In 1901, as physical director of the university, Carson guided the construction of the first field, which was later named for him (to this day, Nippert's playing surface still is called Carson Field). Fans watched from wooden bleachers constructed on the hillside adjacent to the field.

Construction began in 1916 on a permanent brick-and-mortar stadium, and the structure was completed in '24. The new stadium was named after Jimmy Nippert, a UC player who sustained a spike wound injury during the 1923 season finale and died a month later from blood poisoning. His grandfather, James N. Gamble of Procter & Gamble, provided the funds necessary to complete construction, and Nippert Stadium was dedicated the following November.

STADIUM FIRSTS AND LASTS

PAUL BROWN STADIUM / PAYCOR STADIUM

(Stadium was named Paul Brown Stadium from 2000-21, and was renamed Paycor Stadium in '22.)

FIRST PRESEASON GAME: Aug. 19, 2000 / Bengals 24, Chicago 20 (attendance: 56,180)

FIRST REGULAR-SEASON GAME: Sept. 10, 2000 / Cleveland 24, Bengals 7 (attendance: 64,006)

First Bengals scoring play: Ron Dugans four-yard TD pass from Akili Smith; Neil Rackers PAT kick (second quarter, 14:33)

First opponent scoring play: Travis Prentice 16-yard TD run; Phil Dawson PAT kick (first quarter, 3:43)

RECORD (regular season, through 2023): 105-85-2 (.556)

LARGEST CROWD (regular season or postseason): 67,260 on Sept. 29, 2022 / Bengals 27, Dolphins 15

RIVERFRONT STADIUM / CINERGY FIELD

(Stadium was called Riverfront Stadium from 1970-95, and was renamed Cinergy Field in '96.)

FIRST PRESEASON GAME: Aug. 8, 1970 / Bengals 27, Washington 12 (attendance: 52,299)

FIRST REGULAR-SEASON GAME: Sept. 20, 1970 / Bengals 31, Oakland 21 (attendance: 56,616)

First Bengals scoring play: Sam Wyche five-yard TD run (first quarter, 13:08)

First opponent scoring play: Fred Biletnikoff 20-yard TD pass from Daryle Lamonica (first quarter, 0:30)

LAST REGULAR-SEASON GAME: Dec. 12, 1999 / Bengals 44, Cleveland 28 (attendance: 59,972)

Last Bengals scoring play: Darnay Scott 52-yard TD pass from Jeff Blake; Doug Pelfrey PAT kick (third quarter, 3:15)

Last opponent scoring play: Darrin Chiaverini 19-yard TD pass from Ty Detmer; Phil Dawson PAT kick (fourth quarter, 0:49)

RECORD (regular season): 128-100-0 (.561)

LARGEST CROWD: 60,284 on Oct. 17, 1971 / Cleveland 27, Bengals 24

NIPPERT STADIUM

FIRST PRESEASON GAME: Aug. 3, 1968 / Kansas City 38, Bengals 14 (attendance: 21,682)

FIRST REGULAR-SEASON GAME: Sept. 15, 1968 / Bengals 24, Denver 10 (attendance: 25,049)

First Bengals scoring play: Dale Livingston 49-yard FG (third quarter, 12:02)

First Bengals touchdown: Bob Trumpy 58-yard pass from John Stofa (third quarter, 8:58)

First opponent scoring play: Bob Humphreys 33-yard FG (third quarter, 3:07)

First opponent touchdown: Eric Crabtree five-yard pass from Jim LeClair (fourth quarter, 11:57)

LAST REGULAR-SEASON GAME: Nov. 16, 1969 / Boston 25, Bengals 14 (attendance: 25,913)

Last Bengals scoring play: Jess Phillips four-yard TD run; Horst Muhlmann PAT kick (fourth quarter, 13:10)

Last opponent scoring play: Gino Cappelletti 43-yard FG (third quarter, 7:58)

Last opponent touchdown: Charley Frazier six-yard pass from Mike Taliaferro; Gino Cappelletti PAT kick (first quarter, 1:24)

RECORD (regular season): 6-8-0 (.429)

LARGEST CROWD: 28,642 on Sept. 29, 1968 / San Diego 31, Bengals 10

PRO FOOTBALL HISTORY IN CINCINNATI

Cincinnati was home to two other teams in the National Football League prior to the present-day Bengals.

One of the teams, known as the Cincinnati Celts, was a member of the NFL — then known as the American Professional Football Association — in the league's second season in 1921. That team finished with a 1-3-0 record in its only season.

In 1933, the NFL granted the city another franchise, this time called the Cincinnati Reds. They competed in the league for two seasons before folding. The Reds finished with a 3-6-1 record and fourth place in the league's Western Division in 1933. In 1934, they lost their first eight games before suspending operations. The St. Louis Gunners, an independent team, joined the NFL by buying the Cincinnati franchise and went 1-2 the last three weeks of the season.

It was a third team, however — one which was not a member of the NFL — that eventually proved to be the closest link to today's modern-era team.

In 1937, a team called the Cincinnati Bengals was formed as a member of the rival American Football League. It was that team's name which was later adopted by today's NFL franchise.

The 1937 Bengals finished with a 2-4-2 record in their first year, but the AFL folded after the season. The Bengals continued as an independent team in 1938,

playing three NFL teams that year. They beat the Chicago Bears 17-13 and the Pittsburgh Pirates 38-0, and they tied the Chicago Cardinals 7-7.

In 1939, the Bengals joined a new AFL, finishing in second place with a 6-2 record. But again, the league folded after the season.

Once again in 1940, another new AFL emerged, and again the Bengals joined. They recorded 1-7-0 and 1-5-2 marks in 1940 and '41, respectively. That AFL suffered the fate of the two AFLs before it, folding after the 1941 season as the United States entered World War II. Only this time, the Bengals folded along with it.

Pro football returned to Cincinnati 26 years later in 1967, when Paul Brown headed an ownership group which landed an expansion franchise in the modern-era American Football League. Brown, a Pro Football Hall of Famer who founded and coached the Cleveland Browns from 1946-62, picked the name Bengals for the new team "to give it a link with past professional football in Cincinnati." (For more information about the origin of the name "Bengals" for both the 1937-41 AFL teams and the current NFL team, please see the 1967 summary of the Team Chronology section.)

The Bengals began play in the AFL in 1968. The AFL merged with the NFL in 1970.



1938 Cincinnati Bengals

Front row (left to right): 65-Tarz Carlson, 84-Bud Payne, 60-Cole Wilging, 85-Sig Sigillo, 55-Freddy Wunderlich, 69-Joe Kruse, 14-Blond Blizzard Owen, 80-Norm Cable, 41-Irish Pavkov, 54-Horse Chesney, 64-Pat Howlett, 51-Tiger Martinovich.

Back row: 70-Homer Reynolds, 72-Jug Brown, 75-King Bernard, 73-Socko Wieth, 88-Bumper McPhail, 61-Earl Warwick, 83-Connie Mack Berry, 81-Phil Bucklew, 82-Bill Muellner, 52-Russ Sweeney, 87-Wild Bill Gerdes, 86-Turk Russ, Coach Dana M. King.

MISCELLANEOUS FACTS AND FIGURES

ENTERING 2024 SEASON

Bengals franchise firsts:

- **FIRST HEAD COACH:** Paul Brown, who coached from 1968 through '75.
- **FIRST PLAYER:** QB John Stofa, who was acquired in December, 1967, from the Miami Dolphins in a trade for two draft choices. Stofa played for the Bengals in 1968 and '69.
- **FIRST DRAFT CHOICE:** Center Bob Johnson, from the University of Tennessee, was the Bengals' No. 1 draft choice in their 1968 inaugural season.
- **FIRST GAME:** Aug. 3, 1968 — a preseason home game against the Kansas City Chiefs at Nippert Stadium. The Chiefs won 38-14 in front of 21,682.
- **FIRST REGULAR-SEASON GAME:** On Friday night, Sept. 6, 1968, in San Diego, the Bengals began play in the American Football League. They lost to the Chargers, 29-13.
- **FIRST BENGALS REGULAR-SEASON SCORING PLAY:** On the Bengals' first possession of their first regular-season game — Sept. 6, 1968 at San Diego — RB Paul Robinson scored a touchdown on a two-yard run. Dale Livingston kicked the extra point for a 7-0 Cincinnati lead. The Chargers came back to win, 29-13.
- **FIRST REGULAR-SEASON VICTORY:** On Sunday, Sept. 15, 1968, the Bengals won their home opener, defeating the Denver Broncos, 24-10. A crowd of 25,049 watched at Nippert Stadium.
- **FIRST PLAYOFF GAME:** On Saturday, Dec. 26, 1970, the Bengals lost to the Baltimore Colts, 17-0, at Memorial Stadium in Baltimore in an AFC Divisional Playoff. The Bengals reached the playoffs in just the franchise's third season by winning the AFC Central Division with an 8-6 regular-season record.
- **FIRST PLAYOFF VICTORY:** On Jan. 3, 1982, the Bengals beat the Buffalo Bills, 28-21, at Riverfront Stadium in an AFC Divisional Playoff Game. A week later, the Bengals won the AFC title to earn a trip to Super Bowl XVI.

In the beginning: The Bengals' inaugural season was 1968, when they played in the American Football League (which merged with the NFL in '70). That first Bengals team had a seven-person coaching staff (in contrast to the 24-person staff heading into the 2024 season). Head coach Paul Brown was joined by Bill Johnson (offensive line coach), Rick Forzano (offensive backfield), Jack Donaldson (defensive line), Tom Bass (defensive backfield), Bill Walsh (offensive ends) and Frank Smouse (linebackers).

Munoz made Pro Bowl history: Former Bengals OT Anthony Munoz was selected to play in 11 AFC-NFC Pro Bowl games, the most by any Cincinnati player by a margin of three. Former DT Geno Atkins is second with eight, and former WR A.J. Green is third with seven.

When he retired after the 1992 season, Munoz's total of 11 selections was the most of any player in NFL history. Even today, he still is tied for 16th in most Pro Bowl selections all time. The leader is New England/Tampa Bay QB Tom Brady with 15, followed by four players with 14 each — Kansas City/Atlanta TE Tony Gonzalez, Indianapolis/Denver QB Peyton Manning, Houston Oilers/Tennessee OL Bruce Matthews and St. Louis Rams DT Merlin Olsen.

Hold that line: Over Games 5-12 of the 2009 season, the Bengals set a franchise record by holding eight straight opponents under the 100-yard mark in rushing. Prior to 2009, the franchise record for consecutive games in this category was six, and that spanned two seasons (1981-82). The previous record for one season was five straight games, set in 1983.

Sellout streaks: The Bengals sold out 57 consecutive home games (regular and postseason) from Nov. 16, 2003 through Nov. 8, 2010. That run at Paul Brown Stadium (now named Paycor Stadium) stands as the longest in club history, topping a 43-game streak at Riverfront Stadium between 1988 and '92.

Bengals in overtime: The Bengals are 21-19-4 in overtime games (regular-season and postseason), for a winning percentage of .523.

Overtime was put in place for regular-season games in 1974. The Bengals' first-ever OT game was 13-10 win over the Houston Oilers on Oct. 30, 1977 at Riverfront Stadium. The Bengals did not play an OT game in postseason until 2021, when they won the AFC Championship game at Kansas City, 27-24.

In 2013 and in '21, Cincinnati played three regular-season overtime games in the same seasons, the only such instances in franchise history. And in all other regular seasons in which overtime existed (since 1974), the Bengals played in two OT games just seven times ('90, '92, '95, '01, '08, '15 and '23).

Three full marathons and three minis: Historically speaking, the marathon of NFL regular-season games always was a total of 75 minutes of clock time, which included four 15-minute quarters, combined with a full 15-minute overtime period. In most cases, when a game reached the end of overtime, that contest would end in a tie, unless of course the game was decided on the final play of OT as time expired.

The Bengals participated in only three full 75-minute regular-season games in team history, and all three were ties — in 2008 vs. Philadelphia, in '14 vs. Carolina and in '16 vs. Washington in London.

However, the NFL shortened overtime from a 15-minute period to a 10-minute period in 2017. Thus, nowadays, the maximum regular-season game time possible is 70 minutes — a mini marathon, you could say.

Cincinnati has logged three 70-minute games since overtime was shortened in 2017. One of those contests was a tie — a 23-23 deadlock with the Eagles in Game 3 of 2020 at Philadelphia. But the Bengals also have two instances of a now-maximum 70-minute game that did not result in a tie, courtesy of a 38-35 loss to the Dolphins in Game 15 of 2019 at Miami, and a 23-20 loss to Pittsburgh in the '22 season opener. Both of those games ended with the opposing kicker booting a FG as OT expired. Those games are two of only 17 contests in NFL history to have been won/lost as overtime expired (and 10 of those 17 have occurred since 2017).

Bengals double-digit club: Entering 2023, 33 players shared the distinction of having played 10 or more campaigns for the Bengals:

PLAYER, POSITION	YEARS	SEASONS
Ken Anderson, QB.....	16	1971-86
Ken Riley, CB.....	15	1969-83
Clark Harris, LS.....	14	2009-22
Kevin Huber, P.....	14	2009-22
Reggie Williams, LB.....	14	1976-89
Jim Breech, K.....	13	1980-92
Rich Braham, C-G.....	13	1994-2006
Anthony Munoz, OT.....	13	1980-92
Joe Walter, OT.....	13	1985-97
Willie Anderson, OT.....	12	1996-2007
Isaac Curtis, WR.....	12	1973-84
Eddie Edwards, DE-DT.....	12	1977-88
Bob Johnson, C.....	12	1968-79
Bruce Kozerski, OL.....	12	1984-95
Tim Krumrie, NT.....	12	1983-94
Jim LeClair, LB.....	12	1972-83
Geno Atkins, DT.....	11	2010-20
Glenn Cameron, LB.....	11	1975-85
Carlos Dunlap, DE.....	11	2010-20
Robert Geathers, DE.....	11	2004-14
Rodney Holman, TE.....	11	1982-92
Lee Johnson, P-K.....	11	1988-98
Max Montoya, G-OT.....	11	1979-89
Domata Peko, DT.....	11	2006-16
Andrew Whitworth, OT.....	11	2006-16
Louis Breeden, CB.....	10	1978-87
Boomer Esiason, QB.....	10	1984-92, 97
A.J. Green, WR.....	10	2011-20
Chad Johnson, WR.....	10	2001-10
Dave Lapham, G.....	10	1974-83
Pat McInally, P-WR.....	10	1976-85
Brad St. Louis, LS-TE.....	10	2000-09
Bob Trumpy, TE-WR.....	10	1968-77

The name game: The most common last name among players on the Bengals' all-time roster is Johnson. Twenty-seven (27) players named Johnson are listed (including Chad Johnson, who changed his last name to Ochocinco in 2008, then back to Johnson in '11 after his career ended).

The next two most common names are Smith (20) and Williams (19; not including Nick Luchey, who permanently changed his name from Williams in '02).

The Bengals' all-time roster has more last names start with the letter B than any other letter — a total of 118. The letter S is second with 112 names.

The only letter without a player on the team's all-time roster is X.

Coldest NFL games on record:

- Minus-13 degrees (-48 degrees wind chill) — Dec. 31, 1967, Lambeau Field, Green Bay, Wis., NFL Championship — Green Bay 21, Dallas 17
- Minus-9 degrees (-59 degrees wind chill) — Jan. 10, 1982, Riverfront Stadium, Cincinnati, Ohio, AFC Championship — Cincinnati 27, San Diego 7.
- Minus-6 degrees (-25 degree wind chill) — Jan. 10, 2016, TCF Bank Stadium, Minneapolis, Minn., NFC Wild Card — Seattle 10, Minnesota 9.

10 wins, no playoffs: The best Bengals team to miss out on postseason play was coach Bill Johnson's 1976 club, which went 10-4 but lost a tiebreaker to Pittsburgh for the AFC Central Division title.

Only one Wild Card team made the playoffs from each conference at that time, and it went to 11-3 New England, which lost out on the AFC East title on a tiebreaker.

One other Bengals team — the 1986 club — won 10 games (10-6) and failed to make the playoffs.

Talent isn't everything: The 1989 Bengals were a talented team, but never put it all together on a weekly basis. They outscored opponents 404-285, but finished only 8-8.

Not since the 1950 Philadelphia Eagles had a break-even team outscored its foes by such a large point margin (7.4) per game.

Dunlap's PD frenzy: In the first 40 seasons in which Bengals defensive statistics were recorded (1976-2015), no defensive lineman ever led the team in passes defended for a season. Really, no one was even close. But it happened in 2016, and it wasn't close.

DE Carlos Dunlap had five more PDs — 15 — than anyone else on the team

in '16. And he had seven more PDs than any other NFL defensive lineman that year. The players ahead of Dunlap in the NFL were all cornerbacks, and the next-highest total by an NFL defensive lineman was eight. The next-highest total by a Bengals player in 2016 was 10, by CB Dre Kirkpatrick.

"Passes defended" include interceptions as well as passes broken up. When a player makes an INT, he also is credited with a PD. What makes this stat even more noteworthy is the fact that Dunlap had no INTs in '16. And in the category of PDs without counting INTs, only four NFL players — all CBs — were ahead of Dunlap.

All-time biggest crowds: Here are the Bengals' 10 largest home crowds in franchise history:

RANK/DATE	OPPONENT	RESULT	ATTENDANCE
1. Sept. 29, 2022	Miami	W, 27-15	67,260
2. Nov. 5, 2023	Buffalo	W, 24-18	66,965
3. Nov. 12, 2023	Houston	L, 27-30	66,526
4. Jan. 15, 2023*	Baltimore	W, 24-17	66,399
5. Oct. 15, 2023	Seattle	W, 17-13	66,385
6. Dec. 16, 2023	Minnesota	W, 27-24 (OT)	66,376
7. Jan. 15, 2022*	Las Vegas	W, 26-19	66,277
8. Dec. 4, 2022	Kansas City	W, 27-24	66,243
9. Dec. 11, 2022	Cleveland	W, 23-10	66,222
10. Oct. 28, 2007	Pittsburgh	L, 13-24	66,188

* — Asterisk denotes a Wild Card Playoff.

100 x 3 = team first: The Bengals' 27-10 win over Oakland on Dec. 10, 2006 at Paul Brown Stadium (now named Paycor Stadium) was the team's only game ever with a 100-yard rusher (Rudi Johnson, 117 yards) and two 100-yard receivers (T.J. Houshmandzadeh, 118; Chad Johnson, 101).

BENGALS SINGLE-SEASON LEAGUE AND CONFERENCE LEADERS

— NFL —

RUSHING YARDS

1968 Paul Robinson.....**1023

PASSER RATING

(Current rating system in place since 1973)

1974 Ken Anderson.....#95.7
 1975 Ken Anderson.....#93.9
 1981 Ken Anderson.....#98.4
 1982 Ken Anderson.....#95.3
 1988 Boomer Esiason.....#97.4

PASSING YARDS

1974 Ken Anderson.....2667
 1975 Ken Anderson.....3169

TOUCHDOWN PASSES

2005 Carson Palmer.....32

RECEPTIONS

2007 T.J. Houshmandzadeh.....^*112

RECEIVING YARDS

2006 Chad Johnson.....1369

INTERCEPTIONS

2005 Deltha O'Neal.....**10
 2015 Reggie Nelson.....*8

PUNT RETURN AVERAGE

1974 Lemar Parrish.....^18.8
 1984 Mike Martin.....15.7

KICKOFF RETURN AVERAGE

2014 Adam Jones.....^31.3
 2019 Brandon Wilson.....31.3

PUNTING AVERAGE

1970 Dave Lewis.....46.2
 1971 Dave Lewis.....44.8
 1978 Pat McInally.....43.1
 1981 Pat McInally.....45.4

— AFC —

SCORING

1981 Jim Breech.....*115
 1987 Jim Breech.....*97
 2005 Shayne Graham.....131

RUSHING YARDS

2018 Joe Mixon.....1168

TOUCHDOWNS

1983 Pete Johnson.....*14
 1988 Ickey Woods.....*15
 1995 Carl Pickens.....^17

PASSER RATING

(Current rating system in place since 1973)

1974 Ken Anderson.....#95.7
 1975 Ken Anderson.....#93.9
 1981 Ken Anderson.....#98.4
 1982 Ken Anderson.....#95.3
 1988 Boomer Esiason.....#97.4
 1989 Boomer Esiason.....#92.1
 2015 Andy Dalton.....106.3
 2021 Joe Burrow.....^108.3

PASSING YARDS

1974 Ken Anderson.....#2667
 1975 Ken Anderson.....#3169

TOUCHDOWN PASSES

1988 Boomer Esiason.....*28
 1989 Boomer Esiason.....28
 1995 Jeff Blake.....28
 2005 Carson Palmer.....#32

RECEPTIONS

1995 Carl Pickens.....99
 1996 Carl Pickens.....100
 2005 Chad Johnson.....97
 2007 T.J. Houshmandzadeh.....#**112

RECEIVING YARDS

1973 Isaac Curtis.....843
 1988 Eddie Brown.....1273
 2003 Chad Johnson.....1355
 2004 Chad Johnson.....1274
 2005 Chad Johnson.....1432
 2006 Chad Johnson.....#1369
 2021 Ja'Marr Chase.....^1455

INTERCEPTIONS

1976 Ken Riley.....9
 1982 Ken Riley.....*5
 1983 Ken Riley.....*8
 2005 Deltha O'Neal.....#*^10
 2015 Reggie Nelson.....#*8

PUNTING AVERAGE

1970 Dave Lewis.....#46.2
 1971 Dave Lewis.....#44.8
 1978 Pat McInally.....#43.1
 1981 Pat McInally.....#45.4

PUNT RETURN AVERAGE

1974 Lemar Parrish.....#^18.8
 1984 Mike Martin.....#15.7
 2014 Adam Jones.....12.0

KICKOFF RETURN AVERAGE

1999 Tremain Mack.....27.1
 2014 Adam Jones.....#^31.3
 2016 Alex Erickson.....27.9
 2019 Brandon Wilson.....#31.3

KEY

- # Also led/tied NFL
- * Tied for lead
- ^ Also a Bengals record
- ** American Football League

Get the point? Only three times in the Bengals' 55 seasons has a non-kicker led the team in scoring.

In 1979, FB Pete Johnson was the team's leading scorer with 90 points (15 TDs). FB Ickey Woods led the 1988 Bengals with 90 points (15 TDs). And in 2001, HB Corey Dillon scored a team-high 78 points (13 TDs).

A special explosion: The Bengals' record for most points scored in a game by special teams units is 31, in a 43-14 win at Buffalo on Nov. 8, 1970.

CB Lemar Parrish scored two special teams TDs — one on a 95-yard kickoff return, and another on an 83-yard return of a blocked FG attempt. K Horst Muhlmann added 15 points on five FGs, and four PATs by Muhlmann completed the special teams onslaught.

The offense scored only one TD, on a one-yard run by RB Jess Phillips. The defense scored a TD on an eight-yard fumble return by DE Royce Berry.

Perfection at home: The Bengals have gone undefeated (and untied) at home during the regular season four times in team history:

- 8-0 in the Super Bowl season of 1988
- 8-0 in the 2013 playoff season
- 7-0 in the 1973 playoff season
- 4-0 in the strike-shortened 1982 playoff campaign

Bengals QB MVPs: Two Bengals QBs, both during Super Bowl seasons, have been named by nationwide panels of media as winners of the Associated Press NFL Most Valuable Player Award.

Ken Anderson was the winner in 1981, leading the NFL with a 98.4 passer rating. He completed 300 of 479 passes (62.6 percent) for 3754 yards, with a then-club record 29 TD passes against 10 INTs.

Boomer Esiason was the 1988 winner, leading the league with a 97.4 rating and tying for the AFC lead in TDs with 28. He completed 223 of 388 passes (57.5 percent) for 3572 yards, with 14 INTs.

Both QBs led their teams to 12-4 records in the regular season.

This record holds the record: The oldest individual season record in Bengals history — and the only one still standing from Nippert Stadium — is QB Greg Cook's average of 9.41 yards per passing attempt in 1969.

Parrish hits paydirt: The only Bengals player ever to score two touchdowns in a game on returns and/or recoveries is Lemar Parrish — and he did it three times.

Parrish, a Bengals CB and kick returner from 1970-77, scored two TDs on Nov. 8, 1970 at Buffalo (95-yard kickoff return and 83-yard return of a blocked FG attempt); on Dec. 17, 1972 at Houston (25-yard INT return and 33-yard INT return); and on Oct. 6, 1974 vs. Washington (90-yard punt return and 47-yard fumble return).

Double whammy: Twice in Bengals history, two Cincinnati players have broken the 100-yard rushing mark in the same game.

On Oct. 29, 1972, in a 30-7 win vs. Houston, RB Doug Dressler gained 110 yards and HB Essex Johnson ran for 103 yards. On Dec. 7, 1986, in a 31-7 victory at New England, HB James Brooks rushed for 163 yards and FB Stanley Wilson gained 120 yards.

The longest shots: The latest-drafted player ever to make the Bengals' all-time roster was K-P Dave Green of Ohio University.

Green was the 418th selection in the 1972 draft, taken in the 17th round. He didn't make the roster in 1972, and had a brief stint (no games played) with Houston in '73 before being re-acquired by Cincinnati. Green played for the Bengals from 1974-75,

scoring 70 points and averaging 40.1 yards on 134 punts. He was acquired by Tampa Bay in 1976, and continued playing in the NFL through '79.

The latest-drafted player ever to make the Bengals roster in the same season of his selection was LB Larry Ely of Iowa. Ely was the 397th selection in 1970, a 16th-round pick. He played for Cincinnati in 1970 and '71.

Go long ... real long: The Bengals' record book lists two pass plays of 90 or more yards:

- QB Ken Anderson connected with WR Billy Brooks for a team-record 94-yarder for a touchdown on Nov. 13, 1977 at Minnesota.
- QB Virgil Carter connected with WR Speedy Thomas for a 90-yard TD strike on Sept. 19, 1971 vs. Philadelphia at Riverfront Stadium.

High-scoring affairs: The two highest-scoring games (combined point totals of both teams) in Bengals history have both come against the Cleveland Browns. Here are the five highest-scoring games in franchise history:

TOTAL POINTS	DATE AND OPPONENT	RESULT
1. 106	Nov. 28, 2004 vs. Cleveland	W, 58-48
2. 96	Sept. 16, 2007 at Cleveland	L, 45-51
3. 90	Nov. 12, 2006 vs. San Diego	L, 41-49
4. 86	Nov. 30, 1997 at Philadelphia	L, 42-44
5. 85	Sept. 22, 1985 vs. San Diego	L, 41-44

Riley reigns supreme: In the Bengals record book, the most dominant lead in a major career category belongs to CB Ken Riley. His 65 interceptions nearly double the total (33) of second-place CB Louis Breedon.

Bengals tap the Buckeye pipeline: Ohio State is by far the top supplier of college talent to Cincinnati, with 37 former Buckeyes having qualified for the Bengals' official all-time roster.

Notable former Buckeye-to-Bengal players include Pro Bowl FB Pete Johnson (1977-83), the No. 5 rusher in Bengals history, as well as RB Archie Griffin ('76-83), CB Ray Griffin ('78-84), DE Sam Hubbard (2018-present), OT Rufus Mayes ('70-78), K Mike Nugent (2010-16) and DT Dan Wilkinson ('94-97).

Alabama, Florida and Michigan are tied for the next highest number of Bengals alumni (22 each).

Record crowd: The official attendance figure of 92,944 for Cincinnati's 20-17 loss at Dallas on Sept. 18, 2022 at AT&T Stadium was the largest ever for a Bengals game.

The previous record for all Bengals games had been 92,045, recorded on Jan. 13, 1991 at Los Angeles Coliseum for the 1990 season Divisional Playoff game against the L.A. Raiders.

In regular season only, the previous record was 91,653 — also at AT&T Stadium — in a Cowboys' 28-14 win on Oct. 9, 2016.

DL TDs to remember:

On Oct. 7, 2018, Bengals DEs Michael Johnson and Sam Hubbard both scored fourth-quarter TDs, leading Cincinnati to a comeback win over the Miami Dolphins at Paul Brown Stadium (now named Paycor Stadium).

Johnson struck first and knotted the game at 17 when he picked off a Ryan Tannehill pass and returned it 22 yards for a TD. Later in the quarter, Hubbard recovered a Tannehill fumble (forced by DE Carlos Dunlap) and returned it 19 yards for a score, putting the Bengals ahead by the final 27-17 margin.

It marked the first time in Bengals history, and just the second time since the 1970 AFL/NFL merger, that two defensive linemen scored TDs in the same quarter. The first such instance came on Dec. 10, 1989, when Minnesota's Keith Millard and Tim Newton both scored in a Vikings win vs. Atlanta.

BENGALS POSTSEASON RESULTS						
Record: 10-16						
SEASON	DATE	OPPONENT	W-L	SCORE	PLAYOFF GAME	
1970	Dec. 26	at Baltimore Colts	L	0-17	Divisional Playoff	
1973	Dec. 23	at Miami Dolphins	L	16-34	Divisional Playoff	
1975	Dec. 28	at Oakland Raiders	L	28-31	Divisional Playoff	
1981	Jan. 3	BUFFALO BILLS	W	28-21	Divisional Playoff	
	Jan. 10	SAN DIEGO CHARGERS	W	27-7	AFC Championship	
	Jan. 24	SAN FRANCISCO 49ERS	L	21-26	Super Bowl XVI	
1982	Jan. 9	N.Y. JETS	L	17-44	First-Round Playoff	
1988	Dec. 31	SEATTLE SEAHAWKS	W	21-13	Divisional Playoff	
	Jan. 8	BUFFALO BILLS	W	21-10	AFC Championship	
	Jan. 22	San Francisco 49ers	L	16-20	Super Bowl XXIII	
1990	Jan. 6	HOUSTON OILERS	W	41-14	Wild Card Playoff	
	Jan. 13	at L.A. Raiders	L	10-20	Divisional Playoff	
2005	Jan. 8	PITTSBURGH STEELERS	L	17-31	Wild Card Playoff	
2009	Jan. 9	N.Y. JETS	L	14-24	Wild Card Playoff	
2011	Jan. 7	at Houston Texans	L	10-31	Wild Card Playoff	
2012	Jan. 5	at Houston Texans	L	13-19	Wild Card Playoff	
2013	Jan. 5	SAN DIEGO CHARGERS	L	10-27	Wild Card Playoff	
2014	Jan. 4	at Indianapolis Colts	L	10-26	Wild Card Playoff	
2015	Jan. 9	PITTSBURGH STEELERS	L	16-18	Wild Card Playoff	
2021	Jan. 15	LAS VEGAS RAIDERS	W	26-19	Wild Card Playoff	
	Jan. 22	at Tennessee Titans	W	19-16	Divisional Playoff	
	Jan. 30	at Kansas City Chiefs	W	27-24 (OT)	AFC Championship	
	Feb. 13	L.A. RAMS	L	20-23	Super Bowl LVI	
2022	Jan. 15	BALTIMORE RAVENS	W	24-17	Wild Card Playoff	
	Jan. 22	at Buffalo Bills	W	27-10	Divisional Playoff	
	Jan. 29	at Kansas City Chiefs	L	20-23	AFC Championship	

Worst to first: Five times in their history, the Bengals have finished first in their division (in 1970, '81, '88, '90 and '21) after finishing in last place the season before.

1000-yard duos ... and two trios: Eighteen times in the Bengals' 55 years (1968-2023), the team has had both a 1000-yard rusher and a 1000-yard receiver in the same season.

And two times — in the 2006 and '21 seasons — the Bengals have had a 1000-yard rusher and two 1000-yard receivers.

YEAR	RUSHER	YARDS	RECEIVER	YARDS
1981	Pete Johnson.....	1077	Cris Collinsworth	1009
1986	James Brooks.....	1087	Cris Collinsworth	1024
1988	Ickey Woods.....	1066	Eddie Brown.....	1273
1989	James Brooks.....	1239	Tim McGee.....	1211
1998	Corey Dillon.....	1130	Carl Pickens	1023
1999	Corey Dillon.....	1200	Darnay Scott.....	1022
2002	Corey Dillon.....	1311	Chad Johnson	1166
2004	Rudi Johnson.....	1454	Chad Johnson	1274
2005	Rudi Johnson.....	1458	Chad Johnson	1432
2006	Rudi Johnson.....	1309	Chad Johnson	1369
			T.J. Houshmandzadeh.....	1081
2009	Cedric Benson.....	1251	Chad Johnson	1047
2011	Cedric Benson.....	1067	A.J. Green	1057
2012	BenJarvus Green-Ellis.....	1094	A.J. Green	1350
2014	Jeremy Hill.....	1124	A.J. Green	1041
2018	Joe Mixon	1168	Tyler Boyd	1028
2019	Joe Mixon	1137	Tyler Boyd	1046
2021	Joe Mixon	1205	Ja'Marr Chase.....	1455
			Tee Higgins	1091
2023	Joe Mixon	1034	Ja'Marr Chase.....	1216

No TDs? No problem: Five times in their history, the Bengals have won without scoring a touchdown:

- On Sept. 24, 1972, K Horst Muhlmann's five FGs (41, 32, 20, 32, 34) fueled a 15-10 victory over Pittsburgh at Riverfront Stadium (later renamed Cinergy Field).
- On Oct. 21, 1984, K Jim Breech kicked four FGs (24, 23, 25, 33) for all the Bengals' points in a 12-9 victory over Cleveland at Riverfront.
- On Nov. 6, 1994, K Doug Pelfrey booted six FGs (36, 44, 36, 47, 28, 26) and LB-DE Alfred Williams scored on a safety as the Bengals posted a 20-17 overtime victory at Seattle.
- On Nov. 11, 2007, K Shayne Graham kicked a team-record seven FGs (34, 19, 22, 35, 35, 21, 33) for all of Cincinnati's points in a 21-7 win at Baltimore.
- On Sept. 19, 2010, K Mike Nugent kicked five FGs (36, 30, 46, 38, 25) for all the Bengals' points in a 15-10 win over Baltimore at Paul Brown Stadium (now named Paycor Stadium).

Doubling up: Twice in Bengals history, a Cincinnati player has managed 100-plus yards both rushing and receiving on the same day.

HB Essex Johnson was the first, rushing for 121 yards on 21 carries and getting 116 yards on two receptions on Sept. 30, 1973 at San Diego. He stood alone in the category until Dec. 7, 1986, when HB James Brooks burned the Patriots at New England for 163 yards on 18 rushes and 101 yards on six receptions. Cincinnati won both games.

Bengals opponents have managed double 100-yard performances twice, and Cincinnati lost both of those games.

On Nov. 23, 1975, Cleveland HB Greg Pruitt had 121 yards on 17 rushes and 106 yards on seven receptions in a 35-23 Browns win at Cleveland Stadium. On Sept. 22, 1985, San Diego RB Lionel James became the lone opponent to ever record dual 100s in Cincinnati in the Chargers' 44-41 win at Riverfront Stadium. James had 127 yards on 12 rushes and 118 yards on five catches.

Kirkpatrick's 2017 INT a historical oddity: In the first quarter of the Bengals' win at Denver on Nov. 19, 2017, with the Broncos facing a third-and-three at the Cincinnati four-yard line, CB Dre Kirkpatrick picked off a pass from QB Brock Osweiler in the end zone and sprinted down the field toward what would've been his third career pick-six.

However, with about 15 yards to go before reaching the end zone, Kirkpatrick fumbled the ball without any disruption by a Bronco. He did manage to recover his own fumble at the Denver one-yard line, but before the Bengals

punched it into the end zone three plays later on a TD pass, the blooper had already spread around the internet like wildfire.

At the time, Kirkpatrick's 101-yard return, which he shared a laugh about after the game, was the longest INT return in NFL history to not result in a TD (it now is the second-longest; N.Y. Jets S Marcus Maye had a 104-yard INT in 2018 without scoring).

CBS-TV reported shortly after Kirkpatrick's play that the visibly fatigued cornerback became sick upon returning to the sideline, a victim of exhaustion and the Denver altitude (though he did not miss any game time).

After the game, Kirkpatrick was the target of good-natured ribbing by teammates and fans. And he was not above a little self-deprecation. As the team boarded its flight back to Cincinnati, Kirkpatrick posted a photo to one of his social media accounts of a gift someone had left on his seat — an oxygen tank, with a note attached that read, "Who Dey. Great game."

Call it the 'Breezer Bowl': Though the game is not as well-known in Bengals lore as the famous "Freezer Bowl" AFC Championship Game of the 1981 season, the Titans' 2008 regular-season visit to Cincinnati perhaps should be remembered — with all due seriousness — as the "Breezer Bowl."

The wind speed at kickoff of the Titans' 24-7 win at Paul Brown Stadium (now named Paycor Stadium) on Sept. 14, 2008 was a somewhat notable 21 mph. However, it drastically increased very soon after the game started. The remnants of Hurricane Ike combined with another strong weather system to produce a powerful windstorm by the end of the first quarter. The final three quarters were played in sustained winds of just over 70 mph, which nearly qualified as a Category 1 hurricane (defined as sustained winds of 74-95 mph). The Bengals and Titans managed only 127 and 118 passing yards, respectively, while food wrappers, paper cups and even pizza boxes swirled around the field.

Though the game was played without incident or other weather conditions such as rain, the windstorm was extremely dangerous and damaging outside the stadium. Five persons were killed by falling trees during the storm, which caused significant widespread damage to trees, homes and power utilities across southeast Missouri, southern Illinois, southern Indiana, western/northern Kentucky and southwestern Ohio. The storm left more than a million people in the Greater Cincinnati area without power, some for more than a month. It was the costliest natural disaster in the history of Ohio, with total damage estimates of nearly \$1.5 billion in the Buckeye State alone.

A rare runner: The only Bengals quarterback ever to rush for 100 yards in a game was Virgil Carter, who gained 110 on nine carries against Cleveland on Nov. 15, 1970 (it was Cincinnati's first-ever win over its Ohio rival).

Passing fancy: The Bengals' individual career record for most games passing for 300 or more yards is 28, held by QB Andy Dalton (2011-19).

Boomer Esiason (1984-92, '97) ranks second in 300-yard passing games with 23, followed by both Ken Anderson ('71-86) and Joe Burrow (2020-present) with 19 each.

The NFL and COVID-19 in 2020 and '21: The COVID-19 pandemic turned the world upside down in 2020, and with it came a complete overhaul of NFL operations.

It started in early March, when the World Health Organization declared COVID-19 to be a worldwide pandemic. The United States declared it a national emergency shortly thereafter, setting off a chain reaction of countless health-related operational changes announced by businesses and groups all over the country. Those announcements collectively affected nearly every aspect of daily life, including sports. The NBA paused its season on March 11, with the NHL and MLB following on March 12. Also on March 12, the NCAA canceled of its men's and women's basketball tournaments. Then on March 13, the Bengals joined most other NFL teams by announcing that their facility would close the following week (March 16-20) and that employees would be working remotely.

As the pandemic continued to spread throughout the country and states began widespread shutdowns of businesses deemed "non-essential," the NFL soon mandated that all teams' facilities, no matter their location, remain closed until further notice. As a result, the entire NFL offseason program — everything from April's voluntary workouts through June's mandatory minicamp — was canceled, as U.S. sports leagues remained shut down until mid-summer. Additionally, the 2020 NFL Draft, which had been scheduled to be held in Las Vegas, instead was held virtually, with prospects watching from their homes.

Following a league memo that permitted teams to re-open their facilities, the Bengals welcomed a limited number of employees back into the office on May 20, after a more than two-month closure of the facility. Numerous precautions were put into place and maintained for the rest of the year, such as

the mandatory wearing of facemasks and the social distancing of workspaces. The NFL and NFLPA reached an agreement late in July regarding COVID-19 protocols for the season, and players began reporting to team facilities for pre-training camp physicals the last week of July. Full training camp practices didn't begin until mid-August, and the NFL and NFLPA eventually agreed to cancel all preseason games as a precaution. The league contracted with a medical company called BioReference Laboratories to test for COVID-19 among players, coaches and select football staff each day at team facilities. Additionally, everyone in the testing protocol was required to wear an electronic tracker at all times while at the facility, which would trace and identify all persons in close contact with any individual who tested positive.

Some NFL states/cities permitted a limited number of fans to attend games, while others did not allow fans at all. The Bengals opened their season at home against the L.A. Chargers in the first and only NFL game ever held in Cincinnati without fans. The team did so to comply with an order from the State of Ohio to limit mass gatherings, however that order was later loosened, and the Bengals hosted between 6000 and 11,000 fans at their seven remaining home games. In all, the Bengals played four games without fans — one at home, and three on the road. To compensate for the lack of crowd noise during games, the NFL permitted teams to pump in a pre-determined level of crowd noise via speakers.

Operations at Paul Brown Stadium (now named Paycor Stadium), home to both the Bengals' training facility and administrative offices, were entirely revamped due to the virus. In addition to the daily tests, contact tracing and mask-wearing, tested and non-tested employees were prohibited to have in-person contact with each other at work, and many of the coaches' daily meetings with players were held virtually. Also, media were not permitted inside at the facility (though they could watch outdoor practices from a safe distance, and games in the stadium from the press box), and all media interviews with players were held either by phone or online.

Between late July and early January, Bengals players, coaches and football staff each took up to approximately 170 daily tests. While many NFL teams faced COVID-19 positive tests, outbreaks and policy violations, Cincinnati was among the few which emerged from the 2020 season relatively unscathed. The Bengals went without a single positive test from a player or coach through Week 8 of the regular season, and in total only nine players (including four on practice squad or reserve lists) spent time on the Reserve/COVID-19 list at any point due to either a positive test or being deemed a close contact (missing only 15 combined games). Additionally, six assistant coaches missed only nine combined contests.

Most sports on every level struggled with game cancellations due to the pandemic. In the NFL, numerous contests were postponed to Mondays, Tuesdays or even Wednesdays, while multiple teams lost byes or were forced to rearrange schedules, but NFL guidelines proved effective as all 269 scheduled games (regular season and playoffs) ultimately were played. The Bengals were among the most fortunate teams, as all 16 of their regular-season games were played at their originally scheduled dates and times.

Vaccines for COVID-19 were developed rapidly and made available widely by March of 2021. By the time NFL training camps opened in July of 2021, most players and staff across the league had been fully vaccinated. The COVID protocols that had been in place for the 2020 season were relaxed in some ways for teams and fans who were fully vaccinated, but they were not eliminated for '21. Most stadiums returned to capacity crowds, with some venues still adhering to state and/or local regulations/restrictions. COVID-19 testing for players and staff still took place through most of the season, though less frequently than in 2020. Most fully vaccinated individuals received booster shots by the end of November, and the league had very few positive cases overall through early

BENGALS SUPER BOWL STARTERS

SUPER BOWL XVI

OFFENSE		DEFENSE	
WR	Cris Collinsworth	LDE	Eddie Edwards
LOT	Anthony Munoz	NT	Wilson Whitley
LG	Dave Lapham	RDE	Ross Browner
C	Blair Bush	LOLB	Bo Harris
RG	Max Montoya	LILB	Jim LeClair
ROT	Mike Wilson	RILB	Glenn Cameron
TE	Dan Ross	ROLB	Reggie Williams
WR	Isaac Curtis	LCB	Louis Breeden
QB	Ken Anderson	RCB	Ken Riley
HB	Charles Alexander	SS	Bobby Kemp
FB	Pete Johnson	FS	Bryan Hicks

SUPER BOWL XXIII

OFFENSE		DEFENSE	
WR	Tim McGee	LDE	Jim Skow
LOT	Anthony Munoz	NT	Tim Krumrie
LG	Bruce Reimers	RDE	Jason Buck
C	Bruce Kozerski	LOLB	Leon White
RG	Max Montoya	LILB	Carl Zander
ROT	Brian Blados	RILB	Joe Kelly
TE	Rodney Holman	ROLB	Reggie Williams
WR	Eddie Brown	LCB	Lewis Billups
QB	Boomer Esiason	RCB	Eric Thomas
HB	James Brooks	SS	David Fulcher
FB	Ickey Woods	FS	Solomon Wilcotts

SUPER BOWL LVI

OFFENSE		DEFENSE	
WR	Ja'Marr Chase	LDE	Sam Hubbard
LOT	Jonah Williams	NT	DJ Reader
LG	Quinton Spain	DT	B.J. Hill
C	Trey Hopkins	RDE	Trey Hendrickson
RG	Hakeem Adeniji	LB	Lagan Wilson
ROT	Isaiah Prince	LB	Germaine Pratt
TE	C.J. Uzomah	NCB	Mike Hilton
WR	Tyler Boyd	CB	Eli Apple
WR	Tee Higgins	CB	Chidobe Awuzie
QB	Joe Burrow	S	Vonn Bell
HB	Joe Mixon	S	Jessie Bates III

December, despite the rise of more transmissible viral variants. A significant mid-December surge in positive cases across the league resulted in postponing three games, but all 2021 games were played and playoffs occurred as planned.

Once the 2021 season was over — shortly after Super Bowl LVI — the NFL and the NFLPA jointly announced the suspension of all COVID-19 protocols going into the 2022 league year.

A rookie long distance leader:

Bengals K Evan McPherson is the only kicker in team history to convert three FGs of 50 or more yards in a game.

McPherson booted FGs of 54, 53 and 51 on Nov. 21, 2021 at Las Vegas. That tied the then-NFL record for most 50/plus-yarders in a contest (since broken). For perspective, there were only a total of four instances prior to 2021 in which a Bengals kicker made as many as three 50/plus-yarders in a full season.

Then, four weeks later, McPherson — a rookie in 2021 — converted two FGs of 50 or more yards in a game when he hit a team-record 58-yarder, as well as a 53-yarder, on Dec. 19, 2021 at Denver. Former Bengals Chris Bahr and Doug Pelfrey were the only other kickers in team history to convert two FGs of 50 or more yards in a game. Bahr booted FGs of 55 and 52 yards vs. Houston on Sept. 23, 1979, while Pelfrey connected on attempts from 53 and 50 yards at Houston on Oct. 24, 1993.

As a rookie, McPherson converted nine FGs of 50 or more yards during the regular season, just one shy of the NFL record of 10. That more than doubled the previous single-season team record of four, set by K Horst Muhlmann in 1970.

McPherson's rookie total of nine FGs of 50 or more yards also was enough by itself to set a new team career record, surpassing the previous mark of eight, set by former K Doug Pelfrey (1993-99), and later tied by former K Mike Nugent (2010-16). Even more impressive is that (1) McPherson set that new career mark in just his first 14 games, and (2) the mark did not include postseason contests, in which he added an additional three FGs of 50 or more yards.

A second-half shutdown streak for the ages:

The Bengals opened the 2022 season by going seven consecutive games without allowing a TD in the second half or overtime. They became just the second team since 1930 to not give up a TD after halftime through their first seven games in a season, joining the '34 Detroit Lions, whose run reached eight games.

Cincinnati also was just the sixth team since 1930 to hold opponents out of the end zone in the second half or OT for seven straight games at any point in a season, and the first to do so since the '97 Kansas City Chiefs, who hold the record for 10 straight games.

The 1973 Miami Dolphins (seven games) were the only other team to accomplish that feat since the '70 NFL/AFL merger.

Bengals' biggest comebacks: Here is a list of the 10 biggest comebacks in Bengals history which ended in wins (including postseason):

POINTS (LARGEST DEFICIT)	OPPONENT	DATE	RESULT
1. 21 (21-0)	vs. Seattle	Sept. 6, 1981	W, 27-21
21 (21-0)	vs. Minnesota	Dec. 24, 1995	W, 27-24
3. 18 (21-3)	at Baltimore	Nov. 3, 1996	W, 24-21
18 (21-3)	vs. Arizona	Aug. 31, 1997	W, 24-21
18 (21-3)	at Kansas City*	Jan. 30, 2022	W, 27-24 (OT)
6. 17 (27-10)	vs. Philadelphia	Dec. 24, 1994	W, 33-30
17 (20-3)	at Baltimore	Dec. 5, 2004	W, 27-26
17 (24-7)	vs. Seattle	Oct. 11, 2015	W, 27-24 (OT)
17 (17-0)	vs. Miami	Oct. 7, 2018	W, 27-17
17 (17-0)	at Tampa Bay	Dec. 18, 2022	W, 34-23

* — Postseason (AFC Championship).

BENGALS POSTSEASON INDIVIDUAL RECORDS

KEY

* AFC Wild Card Playoff	# Super Bowl XVI (at Pontiac, Mich.)
** AFC Divisional Playoff	## Super Bowl XXIII (at Miami, Fla.)
*** AFC Championship	### Super Bowl LVI (at Inglewood, Calif.)
+ AFC First-Round Playoff (Super Bowl Tournament)	

NOTES: The years listed are the seasons in which playoff berths were earned, not the calendar years in which playoff games were played. Career records list only those seasons in which players played in the playoffs.

SCORING

TOTAL POINTS

CAREER	69	Evan McPherson.....	2021, '22
	52	Jim Breech.....	1981, '82, '88, '90
	24	Ickey Woods.....	1988, '90
	20	Tee Higgins.....	2021, '22
	18	Ja'Marr Chase.....	2021, '22
	18	Dan Ross.....	1981, '82

GAME	14	Evan McPherson.....	2021 (Jan. 15, 2022 vs. L.V.)*
	13	Evan McPherson.....	2021 (Jan. 22, 2022 at Tenn.)**
	13	Evan McPherson.....	2021 (Jan. 30, 2022 at K.C.)***
	12	Charles Alexander.....	1981 (Jan. 3, 1982 vs. Buff.)**
	12	Dan Ross.....	1981 (Jan. 24, 1982 against S.F.)#
	12	Stanley Wilson.....	1988 (Dec. 31, 1988 vs. Sea.)**
	12	Ickey Woods.....	1988 (Jan. 8, 1989 vs. Buff.)***
	12	Tee Higgins.....	2021 (Feb. 13, 2022 against LARams)###

TOUCHDOWNS

CAREER	4	Ickey Woods.....	1988, '90
	3	Ja'Marr Chase.....	2021, '22
	3	Tee Higgins.....	2021, '22
	3	Dan Ross.....	1981, '82
	2	(eight times)	

GAME	2	Charles Alexander.....	1981 (Jan. 3, 1982 vs. Buff.)**
	2	Dan Ross.....	1981 (Jan. 24, 1982 against S.F.)#
	2	Stanley Wilson.....	1988 (Dec. 31, 1988 vs. Sea.)**
	2	Ickey Woods.....	1988 (Jan. 8, 1989 vs. Buff.)***
	2	Tee Higgins.....	2021 (Feb. 13, 2022 against LARams)###

POINTS AFTER TOUCHDOWNS

CAREER	25	Jim Breech.....	1981, '82, '88, '90
	12	Evan McPherson.....	2021, '22
	4	Dave Green.....	1975
	4	Shayne Graham.....	2005, '09
	4	Mike Nugent.....	2011, '13, '14, '15

GAME	5	Jim Breech.....	1990 (Jan. 6, 1991 vs. Hou. Oilers)*
	4	Jim Breech.....	1981 (Jan. 3, 1982 vs. Buff.)**
	3	(six times)	

FIELD GOALS

CAREER	19	Evan McPherson.....	2021, '22
	9	Jim Breech.....	1981, '82, '88, '90
	4	Mike Nugent.....	2011, '13, '14, '15
	3	Horst Muhlmann.....	1970, '73
	2	Josh Brown.....	2012

GAME	4	Evan McPherson.....	2021 (Jan. 15, 2022 vs. L.V.)*
	4	Evan McPherson.....	2021 (Jan. 22, 2022 at Tenn.)**
	4	Evan McPherson.....	2021 (Jan. 30, 2022 at K.C.)***
	3	Horst Muhlmann.....	1973 (Dec. 23, 1973 at Mia.)**
	3	Jim Breech.....	1988 (Jan. 22, 1989 against S.F.)##

LONGEST FIELD GOALS

57	Mike Nugent.....	2014 (Jan. 4, 2015 at Ind.)*
54	Evan McPherson.....	2021 (Jan. 22, 2022 at Tenn.)**
52	Evan McPherson.....	2021 (Jan. 22, 2022 at Tenn.)**
52	Evan McPherson.....	2021 (Jan. 30, 2022 at K.C.)***
47	Josh Brown.....	2012 (Jan. 5, 2013 at Hou. Texans)*

RUSHING

TOTAL RUSHING ATTEMPTS

CAREER	106	Joe Mixon.....	2021, '22
	89	Ickey Woods.....	1988, '90
	61	Pete Johnson.....	1981, '82
	43	James Brooks.....	1988, '90
	34	Charles Alexander.....	1981, '82

GAME	29	Ickey Woods.....	1988 (Jan. 8, 1989 vs. Buff.)***
	23	Ickey Woods.....	1988 (Dec. 31, 1988 vs. Sea.)**
	21	Pete Johnson.....	1981 (Jan. 10, 1982 vs. S.D.)***
	21	Cedric Benson.....	2009 (Jan. 9, 2010 vs. NYJ)*
	21	Joe Mixon.....	2021 (Jan. 30, 2022 at K.C.)***

RUSHING YARDS

CAREER	425	Joe Mixon.....	2021, '22
	391	Ickey Woods.....	1988, '90
	187	Pete Johnson.....	1981, '82
	183	Cedric Benson.....	2009, '11
	145	James Brooks.....	1988, '90

GAME	169	Cedric Benson.....	2009 (Jan. 9, 2010 vs. NYJ)*
	126	Ickey Woods.....	1988 (Dec. 31, 1988 vs. Sea.)**
	105	Joe Mixon.....	2022 (Jan. 22, 2023 at Buff.)**
	102	Ickey Woods.....	1988 (Jan. 8, 1989 vs. Buff.)***
	88	Joe Mixon.....	2021 (Jan. 30, 2022 at K.C.)***

AVERAGE YARDS PER RUSHING ATTEMPT

CAREER	4.39	Ickey Woods (391 yards/89 att.).....	1988, '90
	4.01	Joe Mixon (425 yards/106 att.).....	2021, '22
	3.68	Charles Alexander (125 yards/34 att.).....	1981, '82
	3.37	James Brooks (145 yards/43 att.).....	1988, '90
	3.07	Pete Johnson (187 yards/61 att.).....	1981, '82

NOTE: Minimum 30 attempts.

GAME	8.05	Cedric Benson (169/21).....	2009 (Jan. 9, 2010 vs. NYJ)*
	5.48	Ickey Woods (126/23).....	1988 (Dec. 31, 1988 vs. Sea.)**
	5.25	Joe Mixon (105/20).....	2022 (Jan. 22, 2023 at Buff.)**
	4.80	Joe Mixon (72/15).....	2021 (Feb. 13, 2022 against LARams)###
	4.19	Joe Mixon (88/21).....	2021 (Jan. 30, 2022 at K.C.)***

NOTE: Minimum 15 attempts.

RUSHING TOUCHDOWNS

CAREER	4	Ickey Woods.....	1988, '90
	2	(six times)	

GAME	2	Charles Alexander.....	1981 (Jan. 3, 1982 vs. Buff.)**
	2	Stanley Wilson.....	1988 (Dec. 31, 1988 vs. Sea.)**
	2	Ickey Woods.....	1988 (Jan. 8, 1989 vs. Buff.)***
	1	(many times)	

LONGEST RUSHES

47-td	Cedric Benson.....	2009 (Jan. 9, 2010 vs. NYJ)*
38	Jeremy Hill.....	2015 (Jan. 9, 2016 vs. Pitt.)*
30	Ickey Woods.....	1988 (Dec. 31, 1988 vs. Sea.)**
29	Boomer Esiason.....	1988 (Jan. 8, 1989 vs. Buff.)***
29	BenJarvus Green-Ellis.....	2012 (Jan. 5, 2013 at Hou. Texans)*

KEY		
*	AFC Wild Card Playoff	# Super Bowl XVI (at Pontiac, Mich.)
**	AFC Divisional Playoff	## Super Bowl XXIII (at Miami, Fla.)
***	AFC Championship	### Super Bowl LVI (at Inglewood, Calif.)
+	AFC First-Round Playoff (Super Bowl Tournament)	

NOTES: The years listed are the seasons in which playoff berths were earned, not the calendar years in which playoff games were played. Career records list only those seasons in which players played in the playoffs.

PASSING

TOTAL PASSING ATTEMPTS

CAREER	251	Joe Burrow	2021, '22
	166	Ken Anderson	1973, '75, '81, '82
	158	Andy Dalton	2011, '12, '13, '14
	99	Boomer Esiason	1988, '90
	41	AJ McCarron	2015
GAME	51	Andy Dalton	2013 (Jan. 5, 2014 vs. S.D.)*
	42	Andy Dalton	2011 (Jan. 7, 2012 at Hou. Texans)*
	41	AJ McCarron	2015 (Jan. 9, 2016 vs. Pitt.)*
	41	Joe Burrow	2022 (Jan. 29, 2023 at K.C.)***
	40	Jon Kitna	2005 (Jan. 8, 2006 vs. Pitt.)*

COMPLETIONS

CAREER	169	Joe Burrow	2021, '22
	110	Ken Anderson	1973, '75, '81, '82
	88	Andy Dalton	2011, '12, '13, '14
	51	Boomer Esiason	1988, '90
	24	Jon Kitna	2005
GAME	29	Andy Dalton	2013 (Jan. 5, 2014 vs. S.D.)*
	28	Joe Burrow	2021 (Jan. 22, 2022 at Tenn.)**
	27	Andy Dalton	2011 (Jan. 7, 2012 at Hou. Texans)*
	26	Ken Anderson	1982 (Jan. 9, 1983 vs. NYJ)+
	26	Joe Burrow	2022 (Jan. 29, 2023 at K.C.)***

COMPLETION PERCENTAGE

CAREER	67.33	Joe Burrow (251 comp./169 att.)	2021, '22
	66.27	Ken Anderson (110 comp./166 att.)	1973, '75, '81, '82
	60.00	Jon Kitna (24 comp./40 att.)	2005
	56.10	AJ McCarron (23 comp./41 att.)	2015
	55.70	Andy Dalton (88 comp./158 att.)	2011, '12, '13, '14
	51.52	Boomer Esiason (51 comp./99 att.)	1988, '90

NOTE: Minimum 30 attempts.

GAME	75.68	Joe Burrow (28/37)	2021 (Jan. 22, 2022 at Tenn.)**
	74.29	Ken Anderson (26/35)	1982 (Jan. 9, 1983 vs. NYJ)+
	73.53	Ken Anderson (25/34)	1981 (Jan. 24, 1982 against S.F.)#
	71.88	Joe Burrow (23/32)	2022 (Jan. 15, 2023 vs. Balt. Ravens)*
	70.59	Joe Burrow (24/34)	2021 (Jan. 15, 2022 vs. L.V.)*

NOTE: Minimum 15 attempts.

PASSING YARDS

CAREER	1826	Joe Burrow	2021, '22
	1321	Ken Anderson	1973, '75, '81, '82
	873	Andy Dalton	2011, '12, '13, '14
	600	Boomer Esiason	1988, '90
	212	Carson Palmer	2005, '09
	212	AJ McCarron	2015
GAME	354	Ken Anderson	1982 (Jan. 9, 1983 vs. NYJ)+
	348	Joe Burrow	2021 (Jan. 22, 2022 at Tenn.)**
	334	Andy Dalton	2013 (Jan. 5, 2014 vs. S.D.)*
	300	Ken Anderson	1981 (Jan. 24, 1982 against S.F.)#
	270	Joe Burrow	2022 (Jan. 29, 2023 at K.C.)***

AVERAGE YARDS PER PASSING ATTEMPT

CAREER	7.96	Ken Anderson (1321 yards/166 att.)	1973, '75, '81, '82
	7.27	Joe Burrow (1826 yards/251 att.)	2021, '22
	6.06	Boomer Esiason (600 yards/99 att.)	1988, '90
	5.73	Carson Palmer (212 yards/37 att.)	2005, '09
	5.53	Andy Dalton (873 yards/158 att.)	2011, '12, '13, '14
	5.17	AJ McCarron (212 yards/41 att.)	2015

NOTE: Minimum 30 attempts.

GAME	10.11	Ken Anderson (354/35)	1982 (Jan. 9, 1983 vs. NYJ)+
	9.41	Joe Burrow (348/37)	2021 (Jan. 22, 2022 at Tenn.)**
	9.14	Ken Anderson (192/21)	1981 (Jan. 3, 1982 vs. Buff.)**
	8.82	Ken Anderson (300/34)	1981 (Jan. 24, 1982 against S.F.)#
	7.97	Joe Burrow (263/33)	2021 (Feb. 13, 2022 against LARams)###

NOTE: Minimum 15 attempts.

TOUCHDOWN PASSES

CAREER	9	Ken Anderson	1973, '75, '81, '82
	9	Joe Burrow	2021, '22
	4	Boomer Esiason	1988, '90
	1	(five times)	

GAME	2	Ken Anderson	1975 (Dec. 28, 1975 at Oak.)**
	2	Ken Anderson	1981 (Jan. 10, 1982 vs. S.D.)***
	2	Ken Anderson	1981 (Jan. 24, 1982 against S.F.)#
	2	Ken Anderson	1982 (Jan. 9, 1983 vs. NYJ)+
	2	Boomer Esiason	1990 (Jan. 6, 1991 vs. Hou. Oilers)*
	2	Joe Burrow	2021 (Jan. 15, 2022 vs. L.V.)*
	2	Joe Burrow	2021 (Jan. 30, 2022 at K.C.)***
	2	Joe Burrow	2022 (Jan. 22, 2023 at Buff.)**

PASSES HAD INTERCEPTED

CAREER	6	Ken Anderson	1973, '75, '81, '82
	6	Andy Dalton	2011, '12, '13, '14
	4	Joe Burrow	2021, '22
	3	Boomer Esiason	1988, '90
	2	Jon Kitna	2005

GAME	3	Ken Anderson	1982 (Jan. 9, 1983 vs. NYJ)+
	3	Andy Dalton	2011 (Jan. 7, 2012 at Hou. Texans)*
	2	(five times)	

PASSER RATING

CAREER	93.8	Joe Burrow	2021, '22
	93.5	Ken Anderson	1973, '75, '81, '82
	71.1	Boomer Esiason	1988, '90
	68.3	AJ McCarron	2015
	66.5	Carson Palmer	2005, '09
	60.1	Jon Kitna	2005

NOTE: Minimum 30 attempts.

GAME	125.0	Boomer Esiason	1990 (Jan. 6, 1991 vs. Hou. Oilers)*
	115.9	Ken Anderson	1981 (Jan. 10, 1982 vs. S.D.)***
	111.6	Ken Anderson	1981 (Jan. 3, 1982 vs. Buff.)**
	110.4	Joe Burrow	2021 (Jan. 15, 2022 vs. L.V.)*
	110.3	Ken Anderson	1975 (Dec. 28, 1975 at Oak.)**

NOTE: Minimum 15 attempts.

LONGEST PASSES

75-td	Joe Burrow to Tee Higgins	2021 (Feb. 13, 2022 against LARams)###
66	Carson Palmer to Chris Henry	2005 (Jan. 8, 2006 vs. Pitt.)*
57	Joe Burrow to Ja'Marr Chase	2021 (Jan. 22, 2022 at Tenn.)**
53	Ken Anderson to Cris Collinsworth	1982 (Jan. 9, 1983 vs. NYJ)+
49	Ken Anderson to Cris Collinsworth	1981 (Jan. 24, 1982 against S.F.)#
49	Andy Dalton to Marvin Jones	2013 (Jan. 5, 2014 vs. S.D.)*

KEY		
*	AFC Wild Card Playoff	# Super Bowl XVI (at Pontiac, Mich.)
**	AFC Divisional Playoff	## Super Bowl XXIII (at Miami, Fla.)
***	AFC Championship	### Super Bowl LVI (at Inglewood, Calif.)
+	AFC First-Round Playoff (Super Bowl Tournament)	

NOTES: The years listed are the seasons in which playoff berths were earned, not the calendar years in which playoff games were played. Career records list only those seasons in which players played in the playoffs.

RECEIVING		
TOTAL RECEPTIONS		
CAREER	45	Ja'Marr Chase.....2021, '22
	31	Tee Higgins.....2021, '22
	28	Dan Ross.....1981, '82
	26	Joe Mixon.....2021, '22
	21	Cris Collinsworth.....1981, '82, '88
	21	Tyler Boyd.....2021, '22
GAME	11	Dan Ross.....1981 (Jan. 24, 1982 against S.F.)#
	9	Lenvil Elliott.....1973 (Dec. 23, 1973 at Mia.)**
	9	Ja'Marr Chase.....2021 (Jan. 15, 2022 vs. L.V.)*
	9	Ja'Marr Chase.....2022 (Jan. 15, 2023 vs. Balt. Ravens)*
	8	Marvin Jones.....2013 (Jan. 5, 2014 vs. S.D.)*
	8	Giovani Bernard.....2014 (Jan. 4, 2015 at Ind.)*

RECEIVING YARDS		
CAREER	588	Ja'Marr Chase.....2021, '22
	457	Tee Higgins.....2021, '22
	354	Cris Collinsworth.....1981, '82, '88
	333	Dan Ross.....1981, '82
	232	A.J. Green.....2011, '12, '13, '15
GAME	130	Marvin Jones.....2013 (Jan. 5, 2014 vs. S.D.)*
	120	Cris Collinsworth.....1982 (Jan. 9, 1983 vs. NYJ)+
	116	Ja'Marr Chase.....2021 (Jan. 15, 2022 vs. L.V.)*
	109	Ja'Marr Chase.....2021 (Jan. 22, 2022 at Tenn.)*
	107	Cris Collinsworth.....1981 (Jan. 24, 1982 against S.F.)#

AVERAGE YARDS PER RECEPTION		
CAREER	16.86	Cris Collinsworth (354 yards/21 rec.).....1981, '82, '88
	16.73	Rodney Holman (184 yards/11 rec.).....1982, '88, '90
	14.74	Tee Higgins (457 yards/31 rec.).....2021, '22
	14.15	Isaac Curtis (184 yards/13 rec.).....1973, '75, '81, '82
	13.07	Marvin Jones (196 yards/15 rec.).....2012, '13, '15
	13.07	Ja'Marr Chase (588 yards/45 rec.).....2021, '22
	12.89	A.J. Green (232 yards/18 rec.).....2011, '12, '13, '15

NOTE: Minimum 8 receptions.

GAME	25.00	Tee Higgins (100/4).....2021 (Feb. 13, 2022 against LARams)###
	21.80	Ja'Marr Chase (109/5).....2021 (Jan. 22, 2022 at Tenn.)*
	21.40	Cris Collinsworth (107/5).....1981 (Jan. 24, 1982 against S.F.)#
	17.80	Ja'Marr Chase (89/5).....2021 (Feb. 13, 2022 against LARams)###
	17.17	Tee Higgins (103/6).....2021 (Jan. 30, 2022 at K.C.)*

RECEIVING TOUCHDOWNS		
CAREER	3	Ja'Marr Chase.....2021, '22
	3	Tee Higgins.....2021, '22
	3	Dan Ross.....1981, '82
	2	Isaac Curtis.....1973, '75, '81, '82
	1	(many times)
GAME	2	Dan Ross.....1981 (Jan. 24, 1982 against S.F.)#
	2	Tee Higgins.....2021 (Feb. 13, 2022 against LARams)###
	1	(many times)

LONGEST RECEPTIONS		
75-td	Tee Higgins from Joe Burrow.....2021 (Feb. 13, 2022 against LARams)###	
66	Chris Henry from Carson Palmer.....2005 (Jan. 8, 2006 vs. Pitt.)*	
57	Ja'Marr Chase from Joe Burrow.....2021 (Jan. 22, 2022 at Tenn.)*	
53	Cris Collinsworth from Ken Anderson.....1982 (Jan. 9, 1983 vs. NYJ)+	
49	Cris Collinsworth from Ken Anderson.....1981 (Jan. 24, 1982 against S.F.)#	
49	Marvin Jones from Andy Dalton.....2013 (Jan. 5, 2014 vs. S.D.)*	

PUNTING		
TOTAL PUNTS		
CAREER	42	Kevin Huber.....2009, '11, '12, '14, '15, '21
	25	Lee Johnson.....1988, '90
	15	Dave Lewis.....1970, '73
	12	Pat McInally.....1981, '82
	9	Drue Chrisman.....2022
GAME	8	Dave Lewis.....1970 (Dec. 26, 1970 at Balt. Colts)**
	8	Kevin Huber.....2014 (Jan. 4, 2015 at Ind.)*
	7	Dave Lewis.....1973 (Dec. 23, 1973 at Mia.)*
	6	(five times)

PUNTING YARDS		
CAREER	1879	Kevin Huber.....2009, '11, '12, '14, '15, '21
	1111	Lee Johnson.....1988, '90
	567	Dave Lewis.....1970, '73
	487	Pat McInally.....1981, '82
	420	Drue Chrisman.....2022
GAME	380	Kevin Huber.....2014 (Jan. 4, 2015 at Ind.)*
	313	Dave Lewis.....1970 (Dec. 26, 1970 at Balt. Colts)**
	276	Lee Johnson.....1988 (Dec. 31, 1988 vs. Sea.)*
	260	Kevin Huber.....2021 (Feb. 13, 2022 against LARams)###
	258	Lee Johnson.....1990 (Jan. 13, 1991 at LARaid.)*

AVERAGE YARDS PER PUNT		
CAREER	46.67	Drue Chrisman (420 yards/9 punts).....2022
	44.74	Kevin Huber (1879 yards/42 punts).....2009, '11, '12, '14, '15, '21
	44.44	Lee Johnson (1111 yards/25 punts).....1988, '90
	40.58	Pat McInally (487 yards/12 punts).....1981, '82
	37.80	Dave Lewis (567 yards/15 punts).....1970, '73

NOTE: Minimum 8 punts.

GAME	51.60	Lee Johnson (258/5).....1990 (Jan. 13, 1991 at LARaid.)*
	49.00	Drue Chrisman (196/4).....2022 (Jan. 29, 2023 at K.C.)*
	48.00	Kevin Huber (192/4).....2009 (Jan. 9, 2010 vs. NYJ)*
	47.50	Kevin Huber (380/8).....2014 (Jan. 4, 2015 at Ind.)*
	46.60	Kevin Huber (233/5).....2012 (Jan. 5, 2013 at Hou. Texans)*

NOTE: Minimum 4 punts.

NET YARDS PER PUNT		
CAREER	41.3	Kevin Huber.....2009, '11, '12, '14, '15, '21
	39.2	Drue Chrisman.....2022
	38.6	Lee Johnson.....1988, '90
	37.0	Pat McInally.....1981, '82
	34.2	Dave Lewis.....1970, '73

NOTE: Minimum 8 punts.

GAME	43.8	Kevin Huber.....2012 (Jan. 5, 2013 at Hou. Texans)*
	43.6	Lee Johnson.....1990 (Jan. 13, 1991 at LARaid.)*
	43.1	Kevin Huber.....2014 (Jan. 4, 2015 at Ind.)*
	41.2	Kevin Huber.....2015 (Jan. 9, 2016 vs. Pitt.)*
	41.0	Lee Johnson.....1988 (Dec. 31, 1988 vs. Sea.)*

NOTE: Minimum 4 punts.

INSIDE-20 PUNTS		
CAREER	14	Kevin Huber.....2009, '11, '12, '14, '15, '21
	8	Lee Johnson.....1988, '90
	3	Drue Chrisman.....2022
	2	Pat McInally.....1981, '82
	2	Zoltan Mesko.....2013
GAME	3	Lee Johnson.....1988 (Jan. 8, 1989 vs. Buff.)*
	3	Lee Johnson.....1988 (Jan. 22, 1989 against S.F.)##
	3	Kevin Huber.....2012 (Jan. 5, 2013 at Hou. Texans)*
	3	Kevin Huber.....2014 (Jan. 4, 2015 at Ind.)*
	3	Kevin Huber.....2015 (Jan. 9, 2016 vs. Pitt.)*

LONGEST PUNTS		
64	Lee Johnson.....1990 (Jan. 13, 1991 at LARaid.)*	
63	Lee Johnson.....1988 (Jan. 22, 1989 against S.F.)##	
62	Kevin Huber.....2014 (Jan. 4, 2015 at Ind.)*	
60	Pat McInally.....1981 (Jan. 3, 1982 vs. Buff.)*	
58	Lee Johnson.....1988 (Jan. 8, 1989 vs. Buff.)*	

KEY		
* AFC Wild Card Playoff	#	Super Bowl XVI (at Pontiac, Mich.)
** AFC Divisional Playoff	##	Super Bowl XXIII (at Miami, Fla.)
*** AFC Championship	###	Super Bowl LVI (at Inglewood, Calif.)
+ AFC First-Round Playoff (Super Bowl Tournament)		

NOTES: The years listed are the seasons in which playoff berths were earned, not the calendar years in which playoff games were played. Career records list only those seasons in which players played in the playoffs.

PUNT RETURNS

TOTAL PUNT RETURNS	
CAREER	11 Trent Taylor.....2021, '22
	10 Brandon Tate.....2011, '12, '13, '14, '15
	6 Ira Hillary.....1988
	5 Mike Fuller.....1981, '82
	3 (three times)

GAME	4 Mike Fuller.....1981 (Jan. 24, 1982 against S.F.)#
	3 Ira Hillary.....1988 (Dec. 31, 1988 vs. Sea.)**
	3 Mitchell Price.....1990 (Jan. 6, 1991 vs. Hou. Oilers)*
	3 Brandon Tate.....2011 (Jan. 7, 2012 at Hou. Texans)*
	3 Brandon Tate.....2013 (Jan. 5, 2014 vs. S.D.)*

PUNT RETURN YARDS	
CAREER	115 Trent Taylor.....2021, '22
	67 Brandon Tate.....2011, '12, '13, '14, '15
	62 Mike Fuller.....1981, '82
	43 Ira Hillary.....1988
	42 Mitchell Price.....1990

GAME	42 Mitchell Price.....1990 (Jan. 6, 1991 vs. Hou. Oilers)*
	35 Mike Fuller.....1981 (Jan. 24, 1982 against S.F.)#
	28 Trent Taylor.....2021 (Feb. 13, 2022 against LARams)###
	27 Mike Fuller.....1981 (Jan. 3, 1982 vs. Buff.)*
	26 Trent Taylor.....2021 (Jan. 15, 2022 vs. L.V.)*

AVERAGE YARDS PER PUNT RETURN	
CAREER	12.40 Mike Fuller (62 yards/5 ret.).....1981, '82
	10.45 Trent Taylor (115 yards/11 ret.).....2021, '22
	7.17 Ira Hillary (43 yards/6 ret.).....1988
	6.70 Brandon Tate (67 yards/10 ret.).....2011, '12, '13, '14, '15

NOTE: Minimum 4 returns.

GAME	14.00 Mitchell Price (42/3).....1990 (Jan. 6, 1991 vs. Hou. Oilers)*
	14.00 Trent Taylor (28/2).....2021 (Feb. 13, 2022 against LARams)###
	13.00 Trent Taylor (26/2).....2021 (Jan. 15, 2022 vs. L.V.)*
	12.50 Trent Taylor (25/2).....2022 (Jan. 22, 2023 at Buff.)*
	12.00 Ira Hillary (24/2).....1988 (Jan. 8, 1989 vs. Buff.)*

NOTE: Minimum 2 returns.

LONGEST PUNT RETURNS	
	34 Mitchell Price.....1990 (Jan. 6, 1991 vs. Hou. Oilers)*
	27 Mike Fuller.....1981 (Jan. 3, 1982 vs. Buff.)*
	24 Adam Jones.....2015 (Jan. 9, 2016 vs. Pitt.)*
	23 Rico Murray.....2009 (Jan. 9, 2010 vs. NYJ)*
	20 Trent Taylor.....2021 (Feb. 13, 2022 against LARams)###

KICKOFF RETURNS

TOTAL KICKOFF RETURNS	
CAREER	17 David Verser.....1981, '82
	9 Adam Jones.....2011, '12, '13, '14, '15
	9 Chris Evans.....2021
	8 Stanford Jennings.....1988, '90
	7 Brandon Tate.....2011, '12, '13, '14

GAME	7 David Verser.....1982 (Jan. 9, 1983 vs. NYJ)+
	5 David Verser.....1981 (Jan. 24, 1982 against S.F.)#
	5 Tab Perry.....2005 (Jan. 8, 2006 vs. Pitt.)*
	5 Brandon Tate.....2013 (Jan. 5, 2014 vs. S.D.)*
	5 Chris Evans.....2021 (Jan. 15, 2022 vs. L.V.)*

KICKOFF RETURN YARDS	
CAREER	302 David Verser.....1981, '82
	240 Stanford Jennings.....1988, '90
	233 Adam Jones.....2011, '12, '13, '14, '15
	211 Chris Evans.....2021
	193 Brandon Tate.....2011, '12, '13, '14, '15

GAME	128 Brandon Tate.....2013 (Jan. 5, 2014 vs. S.D.)*
	119 Tab Perry.....2005 (Jan. 8, 2006 vs. Pitt.)*
	117 Stanford Jennings.....1988 (Jan. 22, 1989 against S.F.)#
	116 David Verser.....1982 (Jan. 9, 1983 vs. NYJ)+
	103 Adam Jones.....2012 (Jan. 5, 2013 at Hou. Texans)*
	103 Chris Evans.....2021 (Jan. 15, 2022 vs. L.V.)*

AVERAGE YARDS PER KICKOFF RETURN

CAREER	30.00 Stanford Jennings (240 yards/8 ret.).....1988, '90
	27.57 Brandon Tate (193 yards/7 ret.).....2011, '12, '13, '14, '15
	25.89 Adam Jones (233 yards/9 ret.).....2011, '12, '13, '14, '15
	23.80 Tab Perry (119 yards/5 ret.).....2005
	23.44 Chris Evans (211 yards/9 ret.).....2021
	23.25 Trayveon Williams (93 yards/4 ret.).....2022
	17.76 David Verser (302 yards/17 ret.).....1981, '82

NOTE: Minimum 4 returns.

GAME	58.50 Stanford Jennings (117/2).....1988 (Jan. 22, 1989 against S.F.)##
	37.00 Bernard Scott (74/2).....2009 (Jan. 9, 2010 vs. NYJ)*
	27.33 Chris Evans (82/3).....2021 (Jan. 22, 2022 at Tenn.)*
	26.67 Adam Jones (80/3).....2014 (Jan. 4, 2015 at Ind.)*
	25.75 Adam Jones (103/4).....2012 (Jan. 5, 2013 at Hou. Texans)*

NOTE: Minimum 2 returns.

LONGEST KICKOFF RETURNS

93-td	Stanford Jennings.....1988 (Jan. 22, 1989 against S.F.)##
56	Bernard Scott.....2009 (Jan. 9, 2010 vs. NYJ)*
43	Brandon Tate.....2012 (Jan. 5, 2013 at Hou. Texans)*
40	David Verser.....1981 (Jan. 3, 1982 vs. Buff.)*
40	David Verser.....1981 (Jan. 10, 1982 vs. S.D.)*

INTERCEPTIONS

TOTAL INTERCEPTIONS	
CAREER	3 David Fulcher.....1988, '90
	3 Ken Riley.....1970, '73, '75, '81, '82
	2 Eric Thomas.....1988, '90
	2 Jessie Bates III.....2021, '22
	1 (many times)

GAME	1 (many times)
-------------	----------------

INTERCEPTION RETURN YARDS

CAREER	54 David Fulcher.....1988, '90
	45 Neal Craig.....1973
	34 Ken Riley.....1970, '73, '75, '81, '82
	26 Eric Thomas.....1988, '90
	24 Bobby Kemp.....1981, '82

GAME	45 Neal Craig.....1973 (Dec. 23, 1973 at Mia.)*
	43 David Fulcher.....1990 (Jan. 6, 1991 vs. Hou. Oilers)*
	34 Ken Riley.....1975 (Dec. 28, 1975 at Oak.)*
	26 Eric Thomas.....1988 (Jan. 8, 1989 vs. Buff.)*
	24 Bobby Kemp.....1981 (Jan. 10, 1982 vs. S.D.)*

LONGEST INTERCEPTION RETURNS

45-td	Neal Craig.....1973 (Dec. 23, 1973 at Mia.)*
43	David Fulcher.....1990 (Jan. 6, 1991 vs. Hou. Oilers)*
34	Ken Riley.....1975 (Dec. 28, 1975 at Oak.)*
26	Eric Thomas.....1988 (Jan. 8, 1989 vs. Buff.)*
24	Bobby Kemp.....1981 (Jan. 10, 1982 vs. S.D.)*

SACKS

TOTAL SACKS	
CAREER	4.0 Jason Buck.....1988, '90
	4.0 Sam Hubbard.....2021, '22
	3.5 Trey Hendrickson.....2021, '22
	3.0 David Grant.....1988, '90
	3.0 Reggie Williams.....1981, '82, '88

GAME	2.0 Sam Hubbard.....2021 (Jan. 30, 2022 at K.C.)*
	1.5 Trey Hendrickson.....2021 (Jan. 30, 2022 at K.C.)*
	1.0 (many times)

BENGALS POSTSEASON TEAM RECORDS

KEY

* AFC Wild Card Playoff	# Super Bowl XVI (at Pontiac, Mich.)
** AFC Divisional Playoff	## Super Bowl XXIII (at Miami, Fla.)
*** AFC Championship	### Super Bowl LVI (at Inglewood, Calif.)
+ AFC First-Round Playoff (Super Bowl Tournament)	

NOTES: The years listed are the seasons in which playoff berths were earned, not the calendar years in which playoff games were played. Career records list only those seasons in which players played in the playoffs.

SCORING

POINTS SCORED

GAME	41	1990 (Jan. 6, 1991 vs. Hou. Oilers)*
HALF	21	1975 (Dec. 28, 1975 at Oak.)**2nd half
QUARTER	16	2015 (Jan. 9, 2016 vs. Pitt.)*4th quarter

TOUCHDOWNS

GAME	5	1990 (Jan. 6, 1991 vs. Hou. Oilers)*
HALF	3	1975 (Dec. 28, 1975 at Oak.)**2nd half
	3	1981 (Jan. 24, 1982 against S.F.)#2nd half
	3	1988 (Dec. 31, 1988 vs. Sea.)*1st half
	3	1990 (Jan. 6, 1991 vs. Hou. Oilers)*2nd half

RUSHING TOUCHDOWNS

GAME	3	1981 (Jan. 3, 1982 vs. Buff.)*
	3	1988 (Dec. 31, 1988 vs. Sea.)*
	3	1990 (Jan. 6, 1991 vs. Hou. Oilers)*
HALF	3	1988 (Dec. 31, 1988 vs. Sea.)*1st half

PASSING TOUCHDOWNS

GAME	2	1975 (Dec. 28, 1975 at Oak.)**
	2	1981 (Jan. 10, 1982 vs. S.D.)***
	2	1981 (Jan. 24, 1982 against S.F.)#
	2	1982 (Jan. 9, 1983 vs. NYJ)+
	2	1990 (Jan. 6, 1991 vs. Hou. Oilers)*
	2	2021 (Jan. 15, 2022 vs. L.V.)*
	2	2021 (Jan. 30, 2022 at K.C.)***
	2	2021 (Feb. 13, 2022 against LARams)###
	2	2022 (Jan. 22, 2023 at Buff.)*
HALF	2	1975 (Dec. 28, 1975 at Oak.)**2nd half
	2	1981 (Jan. 24, 1982 against S.F.)#2nd half
	2	1982 (Jan. 9, 1983 vs. NYJ)+1st half
	2	2021 (Jan. 15, 2022 vs. L.V.)*1st half
	2	2022 (Jan. 22, 2023 at Buff.)*1st half

FIELD GOALS

GAME	4	2021 (Jan. 15, 2022 vs. L.V.)*
	4	2021 (Jan. 22, 2022 at Tenn.)*
	4	2021 (Jan. 30, 2022 at K.C.)***
	3	1973 (Dec. 23, 1973 at Mia.)*
	3	1988 (Jan. 22, 1989 against S.F.)##
HALF	3	1973 (Dec. 23, 1973 at Mia.)*1st half
	3	2021 (Jan. 22, 2022 at Tenn.)*1st half

OFFENSE

FIRST DOWNS

GAME	30	2022 (Jan. 22, 2023 at Buff.)*
HALF	18	2022 (Jan. 22, 2023 at Buff.)*1st half

TOTAL NET YARDS

GAME	439	2013 (Jan. 5, 2014 vs. S.D.)*
HALF	274	2022 (Jan. 22, 2023 at Buff.)*1st half

NET YARDS RUSHING

GAME	254	1988 (Dec. 31, 1988 vs. Sea.)*
HALF	165	1988 (Dec. 31, 1988 vs. Sea.)*1st half

RUSHING ATTEMPTS

GAME	50	1988 (Jan. 8, 1989 vs. Buff.)*
HALF	29	1988 (Jan. 8, 1989 vs. Buff.)*2nd half

NET YARDS PASSING

GAME	333	1982 (Jan. 9, 1983 vs. NYJ)+
HALF	207	2021 (Jan. 22, 2022 at Tenn.)*1st half

PASSING ATTEMPTS

GAME	51	2013 (Jan. 5, 2014 vs. S.D.)*
HALF	34	2013 (Jan. 5, 2014 vs. S.D.)*2nd half

COMPLETIONS

GAME	29	2013 (Jan. 5, 2014 vs. S.D.)*
HALF	18	2022 (Jan. 22, 2023 at Buff.)*1st half

PASSES HAD INTERCEPTED

GAME	3	1982 (Jan. 9, 1983 vs. NYJ)+
	3	2011 (Jan. 7, 2012 at Hou. Texans)*
HALF	2	1982 (Jan. 9, 1983 vs. NYJ)+2nd half
	2	1988 (Jan. 8, 1989 vs. Buff.)*1st half
	2	2005 (Jan. 8, 2006 vs. Pitt.)*2nd half
	2	2011 (Jan. 7, 2012 at Hou. Texans)*2nd half
	2	2013 (Jan. 5, 2014 vs. S.D.)*2nd half

SACKS ALLOWED

GAME	9	2021 (Jan. 22, 2022 at Tenn.)*
HALF	6	2021 (Feb. 13, 2022 against LARams)###2nd half

DEFENSE

FEWEST POINTS ALLOWED

GAME	7	1981 (Jan. 10, 1982 vs. S.D.)*
HALF	0	1981 (Jan. 10, 1982 vs. S.D.)*2nd half
	0	1988 (Dec. 31, 1988 vs. Sea.)*1st half
	0	1988 (Jan. 8, 1989 vs. Buff.)*2nd half
	0	1990 (Jan. 6, 1991 vs. Hou. Oilers)*1st half

FEWEST FIRST DOWNS ALLOWED

GAME	10	1988 (Jan. 8, 1989 vs. Buff.)*
HALF	1	1990 (Jan. 6, 1991 vs. Hou. Oilers)*1st half

FEWEST TOTAL NET YARDS ALLOWED

GAME	181	1988 (Jan. 8, 1989 vs. Buff.)*
HALF	36	1990 (Jan. 6, 1991 vs. Hou. Oilers)*1st half

FEWEST NET YARDS RUSHING ALLOWED

GAME	22	1988 (Dec. 31, 1988 vs. Sea.)*
HALF	0	1988 (Dec. 31, 1988 vs. Sea.)*1st half

FEWEST NET YARDS PASSING ALLOWED

GAME	122	2013 (Jan. 5, 2014 vs. S.D.)*
HALF	16	1981 (Jan. 24, 1982 against S.F.)#2nd half
	16	2021 (Jan. 30, 2022 at K.C.)***2nd half

INTERCEPTIONS

GAME	3	1988 (Jan. 8, 1989 vs. Buff.)*
	3	2021 (Jan. 22, 2022 at Tenn.)*
HALF	2	1981 (Jan. 3, 1982 vs. Buff.)*1st half
	2	1981 (Jan. 10, 1982 vs. S.D.)*1st half
	2	1988 (Jan. 8, 1989 vs. Buff.)*1st half
	2	2021 (Jan. 22, 2022 at Tenn.)*2nd half
	2	2021 (Jan. 30, 2022 at K.C.)***2nd half

SACKS

GAME	4	1988 (Jan. 22, 1989 against S.F.)##
	4	2015 (Jan. 9, 2016 vs. Pitt.)*
	4	2021 (Jan. 30, 2022 at K.C.)***
HALF	4	2021 (Jan. 30, 2022 at K.C.)***2nd half

MISCELLANEOUS

MOST PENALTIES INCURRED

GAME	9	2022 (Jan. 29, 2023 at K.C.)***
HALF	6	1988 (Jan. 22, 1989 against S.F.)##2nd half
	6	2015 (Jan. 9, 2016 vs. Pitt.)*1st half
	6	2022 (Jan. 29, 2023 at K.C.)***2nd half

MOST PENALTY YARDS INCURRED

GAME	90	2005 (Jan. 8, 2006 vs. Pitt.)*
HALF	56	2022 (Jan. 29, 2023 at K.C.)***2nd half

MOST TIME OF POSSESSION

GAME	39:45	1990 (Jan. 6, 1991 vs. Hou. Oilers)*
HALF	25:04	1990 (Jan. 6, 1991 vs. Hou. Oilers)*1st half

NOTE: Time of possession was not recorded until 1977, and thus is not available for the Bengals' 1970, '73 and '75 playoff games.

OPPONENTS POSTSEASON INDIVIDUAL RECORDS

KEY

* AFC Wild Card Playoff	# Super Bowl XVI (at Pontiac, Mich.)
** AFC Divisional Playoff	## Super Bowl XXIII (at Miami, Fla.)
*** AFC Championship	### Super Bowl LVI (at Inglewood, Calif.)
+ AFC First-Round Playoff (Super Bowl Tournament)	

NOTES: The years listed are the seasons in which playoff berths were earned, not the calendar years in which playoff games were played. Career records list only those seasons in which players played in the playoffs.

SCORING

TOTAL POINTS

GAME	14	Ray Wersching.....	1981 (Jan. 24, 1982 against S.F.)#
	14	Pat Leahy.....	1982 (Jan. 9, 1983 vs. NYJ)+
	14	Adam Vinatieri.....	2014 (Jan. 4, 2015 at Ind.)*
	13	Shayne Graham.....	2012 (Jan. 5, 2013 at Hou. Texans)*
	13	Daniel Carson.....	2021 (Jan. 15, 2022 vs. L.V.)*

TOUCHDOWNS

GAME	2	Joe Cribbs.....	1981 (Jan. 3, 1982 vs. Buff.)*
	2	Ernest Givens.....	1990 (Jan. 6, 1991 vs. Hou. Oilers)*
	2	Arian Foster.....	2011 (Jan. 7, 2012 at Hou. Texans)*
	2	Cooper Kupp.....	2021 (Feb. 13, 2022 against LARams)###
	1	(many times)	

POINTS AFTER TOUCHDOWNS

GAME	5	Pat Leahy.....	1982 (Jan. 9, 1983 vs. NYJ)+
	4	(five times)	

FIELD GOALS

GAME	4	Ray Wersching.....	1981 (Jan. 24, 1982 against S.F.)#
	4	Shayne Graham.....	2012 (Jan. 5, 2013 at Hou. Texans)*
	4	Adam Vinatieri.....	2014 (Jan. 4, 2015 at Ind.)*
	4	Chris Boswell.....	2015 (Jan. 9, 2016 vs. Pitt.)*
	4	Daniel Carson.....	2021 (Jan. 15, 2022 vs. L.V.)*

LONGEST FIELD GOALS

53	Adam Vinatieri.....	2014 (Jan. 4, 2015 at Ind.)*
50	Garo Yepremian.....	1973 (Dec. 23, 1973 at Mia.)*
49	Jeff Jaeger.....	1990 (Jan. 13, 1991 at LARaid.)*
48	Shayne Graham.....	2012 (Jan. 5, 2013 at Hou. Texans)*
47	(two times)	

RUSHING

TOTAL RUSHING ATTEMPTS

GAME	32	Arian Foster.....	2012 (Jan. 5, 2013 at Hou. Texans)*
	25	Norm Bulaich.....	1970 (Dec. 26, 1970 at Balt. Colts)**
	24	Arian Foster.....	2011 (Jan. 7, 2012 at Hou. Texans)*
	23	Chuck Muncie.....	1981 (Jan. 10, 1982 vs. S.D.)*
	21	(three times)	

RUSHING YARDS

GAME	202	Freeman McNeil.....	1982 (Jan. 9, 1983 vs. NYJ)+
	153	Arian Foster.....	2011 (Jan. 7, 2012 at Hou. Texans)*
	140	Marcus Allen.....	1990 (Jan. 13, 1991 at LARaid.)*
	140	Arian Foster.....	2012 (Jan. 5, 2013 at Hou. Texans)*
	135	Shonn Greene.....	2009 (Jan. 9, 2010 vs. NYJ)*

AVERAGE YARDS PER RUSHING ATTEMPT

GAME	9.62	Freeman McNeil (202/21).....	1982 (Jan. 9, 1983 vs. NYJ)+
	6.67	Marcus Allen (140/21).....	1990 (Jan. 13, 1991 at LARaid.)*
	6.43	Shonn Greene (135/21).....	2009 (Jan. 9, 2010 vs. NYJ)*
	6.38	Arian Foster (153/24).....	2011 (Jan. 7, 2012 at Hou. Texans)*
	6.00	Joe Cribbs (90/15).....	1981 (Jan. 3, 1982 vs. Buff.)*

NOTE: Minimum 15 attempts.

RUSHING TOUCHDOWNS

GAME	2	Joe Cribbs.....	1981 (Jan. 3, 1982 vs. Buff.)*
	2	Arian Foster.....	2011 (Jan. 7, 2012 at Hou. Texans)*
	1	(many times)	

LONGEST RUSHES

58-td	Ronnie Brown.....	2013 (Jan. 5, 2014 vs. S.D.)*
45	D'Onta Foreman.....	2021 (Jan. 22, 2022 at Tenn.)*
44-td	Joe Cribbs.....	1981 (Jan. 3, 1982 vs. Buff.)*
44	Martavis Bryant.....	2015 (Jan. 9, 2016 vs. Pitt.)*
42-td	Arian Foster.....	2011 (Jan. 7, 2012 at Hou. Texans)*

PASSING

TOTAL PASSING ATTEMPTS

GAME	54	Derek Carr.....	2021 (Jan. 15, 2022 vs. L.V.)*
	50	Dave Krieg.....	1988 (Dec. 31, 1988 vs. Sea.)*
	44	Andrew Luck.....	2014 (Jan. 4, 2015 at Ind.)*
	43	Patrick Mahomes.....	2022 (Jan. 29, 2023 at K.C.)*
	42	Josh Allen.....	2022 (Jan. 22, 2023 at Buff.)*

COMPLETIONS

GAME	31	Andrew Luck.....	2014 (Jan. 4, 2015 at Ind.)*
	29	Matt Schaub.....	2012 (Jan. 5, 2013 at Hou. Texans)*
	29	Derek Carr.....	2021 (Jan. 15, 2022 vs. L.V.)*
	29	Patrick Mahomes.....	2022 (Jan. 29, 2023 at K.C.)*
	26	Patrick Mahomes.....	2021 (Jan. 30, 2022 at K.C.)*
	26	Matthew Stafford.....	2021 (Feb. 13, 2022 against LARams)###

COMPLETION PERCENTAGE

GAME	80.00	Mark Sanchez (12/15).....	2009 (Jan. 9, 2010 vs. NYJ)*
	76.32	Matt Schaub (29/38).....	2012 (Jan. 5, 2013 at Hou. Texans)*
	75.00	Philip Rivers (12/16).....	2013 (Jan. 5, 2014 vs. S.D.)*
	73.91	Ken Stabler (17/23).....	1975 (Dec. 28, 1975 at Oak.)*
	73.68	Ben Roethlisberger (14/19).....	2005 (Jan. 8, 2006 vs. Pitt.)*

NOTE: Minimum 15 attempts.

PASSING YARDS

GAME	376	Andrew Luck.....	2014 (Jan. 4, 2015 at Ind.)*
	357	Joe Montana.....	1988 (Jan. 22, 1989 against S.F.)##
	326	Patrick Mahomes.....	2022 (Jan. 29, 2023 at K.C.)*
	310	Derek Carr.....	2021 (Jan. 15, 2022 vs. L.V.)*
	297	Dave Krieg.....	1988 (Dec. 31, 1988 vs. Sea.)*

AVERAGE YARDS PER PASSING ATTEMPT

GAME	12.13	Mark Sanchez (182/15).....	2009 (Jan. 9, 2010 vs. NYJ)*
	10.95	Ben Roethlisberger (208/19).....	2005 (Jan. 8, 2006 vs. Pitt.)*
	9.92	Joe Montana (357/36).....	1988 (Jan. 22, 1989 against S.F.)##
	9.61	Richard Todd (269/28).....	1982 (Jan. 9, 1983 vs. NYJ)+
	9.17	Ryan Tannehill (220/24).....	2021 (Jan. 22, 2022 at Tenn.)*

NOTE: Minimum 15 attempts.

TOUCHDOWN PASSES

GAME	3	Ken Stabler.....	1975 (Dec. 28, 1975 at Oak.)*
	3	Ben Roethlisberger.....	2005 (Jan. 8, 2006 vs. Pitt.)*
	3	Patrick Mahomes.....	2021 (Jan. 30, 2022 at K.C.)*
	3	Matthew Stafford.....	2021 (Feb. 13, 2022 against LARams)###
	2	(seven times)	

PASSES HAD INTERCEPTED

GAME	3	Jim Kelly.....	1988 (Jan. 8, 1989 vs. Buff.)*
	3	Ryan Tannehill (220/24).....	2021 (Jan. 22, 2022 at Tenn.)*
	2	(five times)	

PASSER RATING

GAME	148.7	Ben Roethlisberger.....	2005 (Jan. 8, 2006 vs. Pitt.)*
	139.4	Mark Sanchez.....	2009 (Jan. 9, 2010 vs. NYJ)*
	121.2	Ken Stabler.....	1975 (Dec. 28, 1975 at Oak.)*
	118.8	Philip Rivers.....	2013 (Jan. 5, 2014 vs. S.D.)*
	115.2	Joe Montana.....	1988 (Jan. 22, 1989 against S.F.)##

NOTE: Minimum 15 attempts.

LONGEST PASSES

60	Ben Roethlisberger to Antonio Brown.....	2015 (Jan. 9, 2016 vs. Pitt.)*
54	Joe Ferguson to Jerry Butler.....	1981 (Jan. 3, 1982 vs. Buff.)*
54	Ben Roethlisberger to Cedrick Wilson.....	2005 (Jan. 8, 2006 vs. Pitt.)*
53-td	Johnny Unitas to Ed Hinton.....	1970 (Dec. 26, 1970 at Balt. Colts)**
49	Richard Todd to Wesley Walker.....	1982 (Jan. 9, 1983 vs. NYJ)+

KEY

- * AFC Wild Card Playoff # Super Bowl XVI (at Pontiac, Mich.)
- ** AFC Divisional Playoff ## Super Bowl XXIII (at Miami, Fla.)
- *** AFC Championship ### Super Bowl LVI (at Inglewood, Calif.)
- + AFC First-Round Playoff (Super Bowl Tournament)

NOTES: The years listed are the seasons in which playoff berths were earned, not the calendar years in which playoff games were played. Career records list only those seasons in which players played in the playoffs.

RECEIVING

TOTAL RECEPTIONS

GAME	Player	Receptions	Year	Location
11	John L. Williams	11	1988	at Balt. Colts
11	Jerry Rice	11	1988	at Hou. Texans
10	Daniel Herron	10	2014	at Ind.
10	Travis Kelce	10	2021	at K.C.
9	Owen Daniels	9	2012	at Hou. Texans

RECEIVING YARDS

GAME	Player	Yards	Year	Location
215	Jerry Rice	215	1988	at S.F.
145	Wesley Walker	145	1982	at N.Y.
142	A.J. Brown	142	2021	at Tenn.
137	John L. Williams	137	1988	at S.F.
119	Antonio Brown	119	2015	at Pitt.

AVERAGE YARDS PER RECEPTION

GAME	Player	Avg Yards	Year	Location
28.40	A.J. Brown	28.40	2021	at Tenn.
24.50	Jerry Butler (98/4)	24.50	1981	at Buff.
23.75	Paul Warfield (95/4)	23.75	1973	at Mia.
19.55	Jerry Rice (215/11)	19.55	1988	at S.F.
19.33	Marquez Valdes-Scantling (116/6)	19.33	2022	at K.C.

NOTE: Minimum 4 receptions.

RECEIVING TOUCHDOWNS

GAME	Player	Touchdowns	Year	Location
2	Ernest Givens	2	1990	at Hou. Oilers
2	Cooper Kupp	2	2021	at LARams
1	(many times)	1		

LONGEST RECEPTIONS

Player	Yards	Year	Location
Antonio Brown from Ben Roethlisberger	60	2015	at Pitt.
Jerry Butler from Joe Ferguson	54	1981	at Buff.
Cedrick Wilson from Ben Roethlisberger	54	2005	at Pitt.
Ed Hinton from Johnny Unitas	53-td	1970	at Balt. Colts
Wesley Walker from Richard Todd	49	1982	at N.Y.

PUNTING

TOTAL PUNTS

GAME	Player	Punts	Year	Location
7	Jay Feely	7	2009	at N.Y.
7	Jordan Berry	7	2015	at Pitt.
6	(six times)	6		

PUNTING YARDS

GAME	Player	Yards	Year	Location
293	Jordan Berry	293	2015	at Pitt.
271	John Kidd	271	1988	at Buff.
265	Ruben Rodriguez	265	1988	at S.F.
261	Johnny Hekker	261	2021	at LARams
259	Mike Scifres	259	2013	at S.D.

AVERAGE YARDS PER PUNT

GAME	Player	Avg Yards	Year	Location
52.25	Tommy Townsend	52.25	2021	at K.C.
51.50	Pat McAfee (206/4)	51.50	2014	at Ind.
50.20	Matt Turk (251/5)	50.20	2011	at Hou. Texans
46.25	Jim Miller (185/4)	46.25	1981	at S.F.
45.17	John Kidd (271/6)	45.17	1988	at Buff.

NOTE: Minimum 4 punts.

NET YARDS PER PUNT

GAME	Player	Net Yards	Year	Location
42.20	Matt Turk	42.20	2011	at Hou. Texans
42.17	Mike Scifres	42.17	2013	at S.D.
41.75	Tommy Townsend	41.75	2021	at K.C.
41.50	Brett Kern	41.50	2021	at Tenn.
41.17	John Kidd	41.17	1988	at Buff.

NOTE: Minimum 4 punts.

INSIDE-20 PUNTS

GAME	Player	Punts	Year	Location
3	Jay Feely	3	2009	at N.Y.
3	Jordan Berry	3	2015	at Pitt.
3	Brett Kern	3	2021	at Tenn.
3	Johnny Hekker	3	2021	at LARams
3	Tommy Townsend	3	2022	at K.C.

LONGEST PUNTS

Player	Yards	Year	Location
Pat McAfee	68	2014	at Ind.
Pat McAfee	59	2014	at Ind.
AJ Cole	58	2021	at L.V.
Tommy Townsend	57	2021	at K.C.
Tommy Townsend	57	2021	at K.C.

PUNT RETURNS

TOTAL PUNT RETURNS

GAME	Player	Returns	Year	Location
7	Ron Gardin	7	1970	at Balt. Colts
5	Bobby Joe Edmonds	5	1988	at S.F.
5	Josh Cribbs	5	2014	at Ind.
4	Neal Colzie	4	1975	at Oak.
4	Brandon Powell	4	2021	at LARams

PUNT RETURN YARDS

GAME	Player	Yards	Year	Location
64	Neal Colzie	64	1975	at Oak.
56	John Taylor	56	1988	at S.F.
40	Tim Brown	40	1990	at LARaid.
35	Josh Cribbs	35	2014	at Ind.
30	Bobby Joe Edmonds	30	1988	at S.F.

AVERAGE YARDS PER PUNT RETURN

GAME	Player	Avg Yards	Year	Location
18.67	John Taylor (56/3)	18.67	1988	at S.F.
16.00	Neal Colzie (64/4)	16.00	1975	at Oak.
14.50	Sky Moore (29/2)	14.50	2022	at K.C.
13.33	Tim Brown (40/3)	13.33	1990	at LARaid.
13.00	Jerricho Colchery (26/2)	13.00	2009	at N.Y.
13.00	James Proche II (26/2)	13.00	2022	at Balt. Ravens

NOTE: Minimum 2 returns.

LONGEST PUNT RETURNS

Player	Yards	Year	Location
John Taylor	45	1988	at S.F.
Sky Moore	29	2022	at K.C.
Neal Colzie	24	1975	at Oak.
Neal Colzie	20	1975	at Oak.
Gerald McNeil	19	1990	at Hou. Oilers

KICKOFF RETURNS

TOTAL KICKOFF RETURNS

GAME	Player	Returns	Year	Location
4	Clarence Davis	4	1975	at Oak.
4	Robb Riddick	4	1981	at Buff.
4	James Brooks	4	1981	at S.D.
4	Nyheim Hines	4	2022	at Buff.
3	(five times)	3		

KICKOFF RETURN YARDS

GAME	Player	Yards	Year	Location
93	Clarence Davis	93	1975	at Oak.
90	Nyheim Hines	90	2022	at Buff.
87	James Brooks	87	1981	at S.D.
73	Tyron Johnson	73	2021	at L.V.
68	Robb Riddick	68	1981	at Buff.
67	Josh Cribbs	67	2014	at Ind.

AVERAGE YARDS PER KICKOFF RETURN

GAME	Player	Avg Yards	Year	Location
33.50	Josh Cribbs (67/2)	33.50	2014	at Ind.
27.00	Brad Smith (54/2)	27.00	2009	at N.Y.
24.33	Tyron Johnson	24.33	2021	at L.V.
24.00	Allen Pinkett (48/2)	24.00	1990	at Hou. Oilers
23.50	Danieal Manning (47/2)	23.50	2012	at Hou. Texans

NOTE: Minimum 2 returns.

LONGEST KICKOFF RETURNS

Player	Yards	Year	Location
Josh Cribbs (67/2)	38	2014	at Ind.
Clarence Davis	37	1975	at Oak.
Allen Pinkett	37	1990	at Hou. Oilers
James Brooks	36	1981	at S.D.
Ike Taylor	36	2005	at Pitt.

INTERCEPTIONS

TOTAL INTERCEPTIONS

GAME	Player	Interceptions	Year	Location
2	Johnny Lynn	2	1982	at N.Y.
1	(many times)	1		

INTERCEPTION RETURN YARDS

GAME	Player	Yards	Year	Location
98	Darrol Ray	98	1982	at N.Y.
40	Johnny Lynn	40	1982	at N.Y.
35	Antwon Blake	35	2015	at Pitt.
30	Shareece Wright	30	2013	at S.D.
29	J.J. Watt	29	2011	at Hou. Texans

LONGEST INTERCEPTION RETURNS

Player	Yards	Year	Location
Darrol Ray	98-td	1982	at N.Y.
Antwon Blake	35	2015	at Pitt.
Shareece Wright	30	2013	at S.D.
J.J. Watt	29-td	2011	at Hou. Texans
Dwight Hicks	27	1981	at S.F.

SACKS

TOTAL SACKS

GAME	Player	Sacks	Year	Location
3	Ted Hendricks	3	1975	at Oak.
3	Greg Townsend	3	1990	at LARaid.
3	Jeffery Simmons	3	2021	at Tenn.
2	(six times)	2		

OPPONENTS POSTSEASON TEAM RECORDS

KEY

* AFC Wild Card Playoff	# Super Bowl XVI (at Pontiac, Mich.)
** AFC Divisional Playoff	## Super Bowl XXIII (at Miami, Fla.)
*** AFC Championship	### Super Bowl LVI (at Inglewood, Calif.)
+ AFC First-Round Playoff (Super Bowl Tournament)	

NOTES: The years listed are the seasons in which playoff berths were earned, not the calendar years in which playoff games were played. Career records list only those seasons in which players played in the playoffs.

SCORING

POINTS SCORED

GAME	44	1982 (Jan. 9, 1983 vs. NYJ)+
HALF	24	1982 (Jan. 9, 1983 vs. NYJ)+2nd half
QUARTER	21	1982 (Jan. 9, 1983 vs. NYJ)+4th quarter

TOUCHDOWNS

GAME	5	1982 (Jan. 9, 1983 vs. NYJ)+
HALF	3	1973 (Dec. 23, 1973 at Mia.)**1st half
	3	1982 (Jan. 9, 1983 vs. NYJ)+2nd half
	3	2021 (Jan. 30, 2022 at K.C.)***1st half

RUSHING TOUCHDOWNS

GAME	2	1973 (Dec. 23, 1973 at Mia.)**
	2	1981 (Jan. 3, 1982 vs. Buff.)**
	2	1982 (Jan. 9, 1983 vs. NYJ)+
	2	2009 (Jan. 9, 2010 vs. NYJ)*
	2	2011 (Jan. 7, 2012 at Hou. Texans)*
	2	2013 (Jan. 5, 2014 vs. S.D.)*

HALF	2	1973 (Dec. 23, 1973 at Mia.)**1st half
	2	1982 (Jan. 9, 1983 vs. NYJ)+2nd half

PASSING TOUCHDOWNS

GAME	3	1975 (Dec. 28, 1975 at Oak.)**
	3	2005 (Jan. 8, 2006 vs. Pitt.)*
	3	2021 (Jan. 30, 2022 at K.C.)***
	3	2021 (Feb. 13, 2022 against LARams)###
HALF	3	2021 (Jan. 30, 2022 at K.C.)***1st half

FIELD GOALS

GAME	4	1981 (Jan. 24, 1982 against S.F.)#
	4	2012 (Jan. 5, 2013 at Hou. Texans)*
	4	2014 (Jan.4, 2015 at Ind.)*
	4	2015 (Jan. 9, 2016 vs. Pitt.)*
	4	2021 (Jan. 15, 2022 vs. L.V.)*
HALF	3	2012 (Jan. 5, 2013 at Hou. Texans)*1st half

OFFENSE

FIRST DOWNS

GAME	27	1973 (Dec. 23, 1973 at Mia.)**
	27	1975 (Dec. 28, 1975 at Oak.)**
	27	1982 (Jan. 9, 1983 vs. NYJ)+
HALF	18	2021 (Jan. 30, 2022 at K.C.)***1st half

TOTAL NET YARDS

GAME	517	1982 (Jan. 9, 1983 vs. NYJ)+
HALF	292	2021 (Jan. 30, 2022 at K.C.)***1st half

NET YARDS RUSHING

GAME	241	1973 (Dec. 23, 1973 at Mia.)**
HALF	155	1982 (Jan. 9, 1983 vs. NYJ)+2nd half

RUSHING ATTEMPTS

GAME	52	1973 (Dec. 23, 1973 at Mia.)**
HALF	26	1973 (Dec. 23, 1973 at Mia.)**1st half
	26	1973 (Dec. 23, 1973 at Mia.)**2nd half
	26	1975 (Dec. 28, 1975 at Oak.)**1st half

NET YARDS PASSING

GAME	368	2014 (Jan.4, 2015 at Ind.)*
HALF	238	1988 (Jan. 22, 1989 against S.F.)##2nd half

PASSING ATTEMPTS

GAME	54	2021 (Jan. 15, 2022 vs. L.V.)*
HALF	37	1988 (Dec. 31, 1988 vs. Sea.)*2nd half

COMPLETIONS

GAME	31	2014 (Jan.4, 2015 at Ind.)*
HALF	19	2012 (Jan. 5, 2013 at Hou. Texans)*1st half

PASSES HAD INTERCEPTED

GAME	3	1988 (Jan. 8, 1989 vs. Buff.)***
	3	2021 (Jan. 22, 2022 at Tenn.)*
HALF	2	1981 (Jan. 3, 1982 vs. Buff.)**1st half
	2	1981 (Jan. 10, 1982 vs. S.D.)***1st half
	2	1988 (Jan. 8, 1989 vs. Buff.)***1st half
	2	2021 (Jan. 22, 2022 at Tenn.)*2nd half

SACKS ALLOWED

GAME	4	1988 (Jan. 22, 1989 against S.F.)##
	4	2015 (Jan. 9, 2016 vs. Pitt.)*
	4	2021 (Jan. 30, 2022 at K.C.)***
HALF	4	2021 (Jan. 30, 2022 at K.C.)***2nd half

DEFENSE

FEWEST POINTS ALLOWED

GAME	0	1970 (Dec. 26, 1970 at Balt. Colts)**
HALF	0	(nine times)

FEWEST FIRST DOWNS ALLOWED

GAME	7	1970 (Dec. 26, 1970 at Balt. Colts)**
HALF	2	1970 (Dec. 26, 1970 at Balt. Colts)**1st half
	2	2015 (Jan. 9, 2016 vs. Pitt.)*1st half

FEWEST TOTAL NET YARDS ALLOWED

GAME	139	1970 (Dec. 26, 1970 at Balt. Colts)**
HALF	21	1970 (Dec. 26, 1970 at Balt. Colts)**1st half

FEWEST NET YARDS RUSHING ALLOWED

GAME	51	2022 (Jan. 15, 2023 vs. Balt. Ravens)*
HALF	7	2021 (Jan. 22, 2022 at Tenn.)*1st half

FEWEST NET YARDS PASSING ALLOWED

GAME	58	1990 (Jan. 13, 1991 at LARaid.)*
HALF	-6	2012 (Jan. 5, 2013 at Hou. Texans)*1st half

INTERCEPTIONS

GAME	3	1982 (Jan. 9, 1983 vs. NYJ)+
	3	2011 (Jan. 7, 2012 at Hou. Texans)*
HALF	2	1982 (Jan. 9, 1983 vs. NYJ)+2nd half
	2	1988 (Jan. 8, 1989 vs. Buff.)***1st half
	2	2005 (Jan. 8, 2006 vs. Pitt.)*2nd half
	2	2011 (Jan. 7, 2012 at Hou. Texans)*2nd half
	2	2013 (Jan. 5, 2014 vs. S.D.)*2nd half

SACKS

GAME	9	2021 (Jan. 22, 2022 at Tenn.)*
HALF	6	2021 (Feb. 13, 2022 against LARams)###2nd half

MISCELLANEOUS

MOST PENALTIES INCURRED

GAME	12	1982 (Jan. 9, 1983 vs. NYJ)+
HALF	7	1982 (Jan. 9, 1983 vs. NYJ)+2nd half

MOST PENALTY YARDS INCURRED

GAME	142	2015 (Jan. 9, 2016 vs. Pitt.)*
HALF	87	2015 (Jan. 9, 2016 vs. Pitt.)*2nd half

MOST TIME OF POSSESSION

GAME	38:49	2012 (Jan. 5, 2013 at Hou. Texans)*
HALF	22:53	2012 (Jan. 5, 2013 at Hou. Texans)*1st half

NOTE: Time of possession was not recorded until 1977, and thus is not available for the Bengals' 1970, '73 and '75 playoff games.

ALL-TIME POSTSEASON STATISTICS

ALL-TIME POSTSEASON RECORD: 10-16

DATE	W-L	SCORE	OPPONENT	ATTENDANCE
12-26-70**	L	0-17	at Baltimore	51,127
12-23-73**	L	16-34	at Miami	74,770
12-28-75**	L	28-31	at Oakland	53,039
1-3-82**	W	28-21	BUFFALO	55,420
1-10-82***	W	27-7	SAN DIEGO	46,302
1-24-82#	L	21-26	VS. SAN FRANCISCO	81,270
1-9-83+	L	17-44	N.Y. JETS	57,560
12-31-88**	W	21-13	SEATTLE	58,560
1-8-89***	W	21-10	BUFFALO	59,747
1-22-89##	L	16-20	vs. San Francisco	75,129
1-6-91*	W	41-14	HOUSTON	60,012
1-13-91**	L	10-20	at L.A. Raiders	92,045
1-8-06*	L	17-31	PITTSBURGH	65,870
1-9-10*	L	14-24	N.Y. JETS	63,686
1-7-12*	L	10-31	at Houston	71,725
1-5-13*	L	13-19	at Houston	71,738
1-5-14*	L	10-27	SAN DIEGO	62,277
1-4-15*	L	10-26	at Indianapolis	63,385
1-9-16*	L	16-18	PITTSBURGH	63,257
1-15-22*	W	26-19	LAS VEGAS	66,277
1-22-22**	W	19-16	at Tennessee	69,242
1-30-22***	W	27-24 (OT)	at Kansas City	73,377
2-13-22###	L	20-23	VS. L.A. RAMS	70,048
1-15-23*	W	24-17	BALTIMORE	66,399
1-22-23**	W	27-10	at Buffalo	70,733
1-29-23***	L	20-23	at Kansas City	73,426

- * AFC Wild Card Playoff
- ** AFC Divisional Playoff
- *** AFC Championship
- # AFC First-Round Playoff (Super Bowl Tournament)
- ## Super Bowl XVI (at Pontiac Silverdome in Pontiac, Mich.)
- ### Super Bowl XXIII (at Joe Robbie Stadium in Miami, Fla.)
- #### Super Bowl LVI (at SoFi Stadium in Inglewood, Calif.)

TEAM STATISTICS		BENGALS	OPPONENTS
TOTAL FIRST DOWNS		484	522
Rushing		190	194
Passing		255	291
Penalty		39	37
3rd Down: Made-Att.		137-335	128-323
3rd Down Pct.		40.9	39.6
4th Down: Made-Att.		11-25	10-19
4th Down Pct.		44.0	52.6
POSSESSION AVG.		(NA)	(NA)
TOTAL NET YARDS		7669	9129
Avg. Per Game		295.0	351.1
Total Plays		1595	1639
Avg. Per Play		4.8	5.6
NET YARDS RUSHING		2878	3512
Avg. Per Game		110.7	135.1
Total Rushes		685	793
NET YARDS PASSING		4791	5617
Avg. Per Game		184.3	216.0
Sacked-Yards Lost		89-575	45-326
Gross Yards		5366	5943
Att.-Completions		821-495	801-483
Completion Pct.		60.3	60.3
Had Intercepted		24	27
PUNTS-AVG.		115-42.9	104-42.9
Net Punting Avg.		37.8	37.3
PENALTIES-YARDS		127-1099	141-1249
FUMBLES-BALLS LOST		34-14	31-14
TOUCHDOWNS		55	62
Rushing		24	20
Passing		27	40
Returns		4	2

SCORE BY PERIODS	1	2	3	4	OTPTS	
BENGALS	135	136	107	118	3	499
OPPONENTS	81	204	134	146	0	565

PASSING	ATT	CMP	YDS	CMP%	YDS/ATT	TD	TD%	INT	INT%	LG	SKD-YDS	RAT
Joe Burrow	251	169	1826	67.3	7.27	9	3.6	4	1.6	75t	29-197	93.8
Ken Anderson	166	110	1321	66.3	7.96	9	5.4	6	3.6	53	21-116	93.5
Boomer Esiason	99	51	600	51.5	6.06	4	4.0	3	3.0	46	14-104	71.1
AJ McCarron	41	23	212	56.1	5.17	1	2.4	1	2.4	25t	3-24	68.3
Carson Palmer	37	19	212	51.4	5.73	1	2.7	1	2.7	66	3-36	66.5
Jon Kitna	40	24	197	60.0	4.93	1	2.5	2	5.0	24	4-20	60.1
Andy Dalton	158	88	873	55.7	5.53	1	0.6	6	3.8	49	12-61	57.8
Virgil Carter	20	7	64	35.0	3.20	0	0.0	1	5.0	16	3-17	23.8
Joe Mixon	1	1	6	100.0	6.00	1	100.0	0	0.0	6t	0-0	131.3
Jack Thompson	1	1	14	100.0	14.00	0	0.0	0	0.0	14	0-0	118.8
Sam Wyche	1	1	29	100.0	29.00	0	0.0	0	0.0	29	0-0	118.8
Turk Schonert	1	0	0	—	—	0	—	0	—	—	0-0	39.6
Erik Wilhelm	5	1	12	20.0	2.40	0	0.0	0	0.0	12	0-0	39.6
BENGALS	821	495	5366	60.3	6.54	27	3.3	24	2.9	75t	89-575	78.3
OPPONENTS	801	483	5943	60.3	7.42	40	5.0	27	3.4	60	45-326	85.8

SCORING	TD	TDR	TD-P	TD-Rt	PAT	FG	S	PTS
Evan McPherson	0	0	0	0	12-13	19-19	0	69
Jim Breech	0	0	0	0	25-25	9-11	0	52
Ickey Woods	4	4	0	0	—	—	0	24
Tee Higgins	3	0	3	0	—	—	0	20
Ja'Marr Chase	3	0	3	0	—	—	0	18
Dan Ross	3	0	3	0	—	—	0	18
Mike Nugent	0	0	0	0	4-4	4-5	0	16
Charles Alexander	2	2	0	0	—	—	0	12
Cedric Benson	2	2	0	0	—	—	0	12
Isaac Curtis	2	0	2	0	—	—	0	12
Jeremy Hill	2	2	0	0	—	—	0	12
Stanford Jennings	2	0	1	1	—	—	0	12
Pete Johnson	2	2	0	0	—	—	0	12
Joe Mixon	2	2	0	0	—	—	0	12
Samaje Perine	2	1	1	0	—	—	0	12
Stanley Wilson	2	2	0	0	—	—	0	12
Horst Muhlmann	0	0	0	0	1-1	3-4	0	10
Josh Brown	0	0	0	0	1-1	2-2	0	7
Shayne Graham	0	0	0	0	4-4	1-3	0	7
Ken Anderson	1	1	0	0	—	—	0	6
Eric Ball	1	1	0	0	—	—	0	6
Don Bass	1	0	1	0	—	—	0	6
Tyler Boyd	1	0	1	0	—	—	0	6
James Brooks	1	0	1	0	—	—	0	6
Joe Burrow	1	1	0	0	—	—	0	6
Laveranues Coles	1	0	1	0	—	—	0	6
Cris Collinsworth	1	0	1	0	—	—	0	6
Neal Craig	1	0	0	1	—	—	0	6
Lenvil Elliott	1	1	0	0	—	—	0	6
Boomer Esiason	1	1	0	0	—	—	0	6
Stan Fritts	1	0	0	0	—	—	0	6
A.J. Green	1	0	1	0	—	—	0	6
Harold Green	1	0	1	0	—	—	0	6
Jermaine Gresham	1	0	1	0	—	—	0	6
Leon Hall	1	0	0	1	—	—	0	6
M.L. Harris	1	0	1	0	—	—	0	6
T.J. Houshmandzadeh	1	0	1	0	—	—	0	6
Sam Hubbard	1	0	0	1	—	—	0	6
Hayden Hurst	1	0	1	0	—	—	0	6
Rudi Johnson	1	1	0	0	—	—	0	6
Charlie Joiner	1	0	1	0	—	—	0	6
Eric Kattus	1	0	1	0	—	—	0	6
C.J. Uzomah	1	0	1	0	—	—	0	6
Dave Green	0	0	0	0	4-4	0-0	0	4
Trent Taylor	0	0	0	0	—	—	0	2
BENGALS	55	24	27	4	51-52	38-44	0	499
OPPONENTS	62	20	40	2	58-59	45-54	0	565

****Two-point conversions:** Tee Higgins 1, Trent Taylor 1.
BENGALS 2-3 (0-1 R, 2-2 P), OPPONENTS 0-3 (0-1 R, 0-2 P).

Sacks-yards: Sam Hubbard 4-31, Jason Buck 4-22, Trey Hendrickson 3.5-33.5, Reggie Williams 3-21, David Grant 3-17, B.J. Hill 2.5-20.5, Geno Atkins 2.5-9, Reggie Nelson 2-17, Vonn Bell 2-10, Vontaze Burfict 1.5-15, Bob Brown 1-14, Jim Skow 1-10, Carl Zander 1-10, Ross Browner 1-9, Royce Berry 1-8, Steve Chomyszak 1-8, Mike Hilton 1-8, Eddie Edwards 1-7, David Fulcher 1-6, David Pollack 1-6, DJ Reader 1-6, Bo Harris 1-5, Cam Sample 1-0, Carlos Dunlap 0.5-5.5, Pat Sims 0.5-5.5, Margus Hunt 0.5-4, Chris Crocker 0.5-3, (team) 2-15. BENGALS 45-326, OPPONENTS 89-575.

Fumbles-lost: Andy Dalton 4-2, Boomer Esiason 3-1, AJ McCarron 3-1, Giovanni Bernard 2-2, Archie Griffin 2-2, Cris Collinsworth 2-1, Ira Hillary 2-1, Laveranues Coles 1-1, Jeremy Hill 1-1, Hayden Hurst 1-1, Dan Ross 1-1, Lyle Blackwood 1-0, Rickey Dixon 1-0, David Fulcher 1-0, Stanford Jennings 1-0, Pete Johnson 1-0, Jon Kitna 1-0, Carson Palmer 1-0, Lemar Parrish 1-0, Brad St. Louis 1-0, Brandon Tate 1-0, Trent Taylor 1-0, David Verser 1-0. BENGALS 34-14, OPPONENTS 31-14.

RUSHING	ATT	YDS	AVG	LG	TD
Joe Mixon	106	425	4.0	23	2
Ickey Woods	89	391	4.4	30	4
Pete Johnson	61	187	3.1	14	2
Cedric Benson	28	183	6.5	47t	2
James Brooks	43	145	3.4	26	0
Charles Alexander	34	125	3.7	20t	2
Ken Anderson	19	112	5.9	22	1
BenJarvus Green-Ellis	19	105	5.5	29	0
Boomer Esiason	19	105	5.5	29	1
Joe Burrow	26	101	3.9	21	1
Jeremy Hill	25	97	3.9	38	2
Andy Dalton	16	92	5.8	16	0
Boobie Clark	15	86	5.7	15	0
Giovani Bernard	21	79	3.8	14	0
Stanley Wilson	12	74	6.2	20	2
Samaje Perine	17	60	3.5	11	1
Rudi Johnson	13	56	4.3	20t	1
Harold Green	11	55	5.0	12	0
Eric Ball	12	47	3.9	14	1
Lenvil Elliott	11	40	3.6	9	1
Brian Leonard	4	36	9.0	19	0
Ja'Marr Chase	7	35	5.0	15	0
Stanford Jennings	9	31	3.4	10	0
Rex Burkhead	2	27	13.5	23	0
Archie Griffin	5	25	5.0	8	0
Jon Kitna	4	25	6.3	12	0
Paul Robinson	5	25	5.0	9	0
Essex Johnson	7	17	2.4	14	0
Virgil Carter	2	16	8.0	9	0
Stan Fritts	6	14	2.3	6	1
Chris Evans	2	13	6.5	9	0
Jess Phillips	10	12	1.2	4	0
Bernard Scott	6	11	1.8	4	0
Dave Lewis	3	10	3.3	9	0
AJ McCarron	5	9	1.8	6	0
Tyler Boyd	1	3	3.0	3	0
Chris Perry	2	3	1.5	2	0
Cris Collinsworth	1	2	2.0	2	0
Carson Palmer	1	2	2.0	2	0
Kyle Larson	1	0	0.0	0	0
Ed Williams	1	0	0.0	0	0
Isaac Curtis	1	-1	-1.0	-1	0
Erik Wilhelm	3	-2	-0.7	0	0
BENGALS	685	2878	4.2	47t	24
OPPONENTS	793	3512	4.4	58t	20

(All-time postseason statistics, continued)

RECEIVING						INTERCEPTIONS						KICKOFF RETURNS						
REC	YDS	AVG	LG	TD		NO	YDS	AVG	LG	TD		NO	YDS	AVG	LG	TD		
Ja'Marr Chase	45	588	13.1	57	3	David Fulcher	3	54	18.0	43	0	Bernard Scott	2	74	37.0	56	0	
Tee Higgins	31	457	14.7	75t	3	Ken Riley	3	34	11.3	34	0	Stanford Jennings	8	240	30.0	93t	1	
Dan Ross	28	333	11.9	26	3	Eric Thomas	2	26	13.0	26	0	Brandon Tate	7	193	27.6	43	0	
Joe Mixon	26	157	6.0	21	0	Jessie Bates III	2	0	0.0	0	0	Adam Jones	9	233	25.9	34	0	
Cris Collinsworth	21	354	16.9	53	1	Neal Craig	1	45	45.0	45t	1	Tab Perry	5	119	23.8	32	0	
Tyler Boyd	21	199	9.5	24	1	Bobby Kemp	1	24	24.0	24	0	Chris Evans	9	211	23.4	32	0	
A.J. Green	18	232	12.9	45	1	Leon Hall	1	21	21.0	21t	1	Trayveon Williams	4	93	23.3	29	0	
Giovani Bernard	17	121	7.1	17	0	Mike Hilton	1	19	19.0	19	0	Rodney Tate	1	22	22.0	22	0	
Marvin Jones	15	196	13.1	49	0	Bo Harris	1	16	16.0	16	0	Eric Ball	2	42	21.0	28	0	
C.J. Uzomah	15	146	9.7	32	1	Vonn Bell	1	5	5.0	5	0	Bernard Jackson	3	60	20.0	25	0	
Jermaine Gresham	14	117	8.4	16	1	B.J. Hill	1	3	3.0	3	0	James Brooks	2	38	19.0	23	0	
Isaac Curtis	13	184	14.2	32t	2	Germaine Pratt	1	2	2.0	2	0	Brian Leonard	3	54	18.0	25	0	
Hayden Hurst	13	141	10.8	23	1	Chidobe Awuzie	1	1	1.0	1	0	Lenvil Elliott	1	18	18.0	18	0	
Samaje Perine	12	82	6.8	41t	1	Louis Breeden	1	0	0.0	0	0	Trent Taylor	1	18	18.0	16	0	
Rodney Holman	11	184	16.7	46	0	Vontaze Burfict	1	0	0.0	0	0	David Verser	17	302	17.8	40	0	
Lenvil Elliott	10	62	6.2	16	0	Tommy Casanova	1	0	0.0	0	0	Lemar Parrish	2	35	17.5	25	0	
Pete Johnson	9	52	5.8	14	0	Akeem Davis-Gaither	1	0	0.0	0	0	Ron Lamb	1	17	17.0	17	0	
Eddie Brown	8	87	10.9	23	0	Cam Taylor-Britt	1	0	0.0	0	0	Cedric Peerman	2	33	16.5	23	0	
Brian Leonard	8	43	5.4	16	0	Solomon Wilcotts	1	0	0.0	0	0	Paul Robinson	2	29	14.5	24	0	
Chip Myers	7	133	19.0	37	0	Logan Wilson	1	0	0.0	0	0	Eddie Brown	1	12	12.0	12	0	
Mohamed Sanu	7	61	8.7	13	0	Lewis Billups	1	-3	-3.0	-3	0	Ira Hillary	3	24	8.0	13	0	
Tim McGee	7	60	8.6	19	0	BENGALS	27	247	9.1	45t	2	Trenton Irwin	1	8	8.0	8	0	
Steve Kreider	6	119	19.8	42	0	OPPONENTS	24	416	17.3	98t	2	Kevin Walter	1	8	8.0	8	0	
Chad Johnson	6	87	14.5	24	0	PUNTING						Guy Frazier	1	0	0.0	0	0	
James Brooks	6	84	14.0	22	1	Kevin Huber	42	1879	44.7	41.3	1	14	62	0	0	0	0	
Boobie Clark	6	56	9.3	26	0	Drue Chrisman	9	420	46.7	39.2	0	3	54	0	0	0	0	
Laveranues Coles	6	48	8.0	13	1	Lee Johnson	25	1111	44.4	38.6	0	8	64	0	0	0	0	
Andrew Hawkins	6	43	7.2	10	0	Pat McInally	12	487	40.6	37.0	1	2	60	0	0	0	0	
Charles Alexander	6	38	6.3	16	0	Kyle Larson	3	131	43.7	36.7	0	0	51	0	0	0	0	
Chris Perry	6	11	1.8	6	0	Dave Lewis	15	567	37.8	34.2	1	1	53	0	0	0	0	
Charlie Joiner	5	93	18.6	28	1	Zoltan Mesko	3	118	39.3	32.7	1	2	50	0	0	0	0	
Kevin Walter	5	73	14.6	24	0	Dave Green	6	215	35.8	21.8	1	0	44	0	0	0	0	
Tyler Eifert	5	58	11.6	18	0	BENGALS	115	4928	42.9	37.8	5	33	64	0	0	0	0	
Rex Burkhead	4	39	9.8	26	0	OPPONENTS	104	4458	42.9	37.3	7	31	68	0	0	0	0	
T.J. Houshmandzadeh	4	25	6.3	8	1	PUNT RETURNS												
Cedric Benson	4	10	2.5	5	0	Rico Murray	1	0	23	23.0	23	0						
Ryan Hewitt	3	37	12.3	14	0	Tommy Casanova	1	0	15	15.0	15	0						
Jerome Simpson	3	33	11.0	16	0	Mitchell Price	3	0	42	14.0	34	0						
Bernard Scott	3	29	9.7	11	0	Mike Fuller	5	2	62	12.4	27	0						
Jeremy Hill	3	27	9.0	13	0	Trent Taylor	11	8	115	10.5	20	0						
Quan Cosby	3	26	8.7	14	0	Adam Jones	3	1	25	8.3	24	0						
Stanford Jennings	3	23	7.7	12	1	Keiwan Ratliff	2	0	15	7.5	8	0						
Jim Riggs	3	18	6.0	13	0	Ira Hillary	6	1	43	7.2	16	0						
Ickey Woods	3	18	6.0	9	0	Lyle Blackwood	1	0	7	7.0	7	0						
Archie Griffin	3	14	4.7	6	0	Brandon Tate	10	6	67	6.7	19	0						
M.L. Harris	2	28	14.0	20	1	Lemar Parrish	3	1	17	5.7	11	0						
Andre Caldwell	2	25	12.5	13	0	Ray Horton	1	0	5	5.0	5	0						
Ryan Whalen	2	24	12.0	20	0	Rickey Dixon	1	0	0	0.0	0	0						
Trenton Irwin	2	19	9.5	13	0	Quan Cosby	0	3	0	—	—	0						
Eric Kattus	2	19	9.5	10	1	Speedy Thomas	0	2	0	—	—	0						
Mitchell Wilcox	2	19	9.5	10	0	BENGALS	48	24	436	9.1	34	0						
Harold Green	2	15	7.5	13	1	OPPONENTS	60	26	481	8.0	45	0						
Bruce Coslet	2	14	7.0	9	0													
Rudi Johnson	2	14	7.0	11	0													
Jess Phillips	2	12	6.0	6	0													
Matt Schobel	2	11	5.5	8	0													
BenJarvus Green-Ellis	2	-9	-4.5	-3	0													
Chris Henry	1	66	66.0	66	0													
Donald Lee	1	36	36.0	36	0													
Ira Hillary	1	17	17.0	17	0													
Mike D. Thomas	1	17	17.0	17	0													
Mike Barber	1	12	12.0	12	0													
Speedy Thomas	1	9	9.0	9	0													
Kevin Brock	1	7	7.0	7	0													
Essex Johnson	1	6	6.0	6	0													
Reggie Kelly	1	4	4.0	4	0													
Drew Sample	1	4	4.0	4	0													
Don Bass	1	3	3.0	3t	1													
Chris Evans	1	3	3.0	3	0													
Bob Trumpy	1	-7	-7.0	7	0													
BENGALS	495	5366	10.8	75t	27													
OPPONENTS	483	5943	12.3	60	40													

* NOTE: It is not possible to accurately list all-time postseason possession averages because time of possession was not recorded until 1977. Postseason possession averages after 1977 are listed in the year-by-year breakdowns on the following pages.

** NOTE: The Bengals' and their opponents' two-point conversion totals listed here were recorded in 2005 and thereafter. Prior to that season, all of the Bengals' playoff appearances had occurred in years in which the two-point conversion did not exist. The two-point conversion, which existed in the AFL when the Bengals were members in 1968 and '69, was not instituted in the NFL until '94.

*** NOTE: It is not possible to accurately list all-time postseason defensive statistics because the three types of defensive statistics — defense, special teams and miscellaneous — were combined through 1987, but separated in '88 and thereafter. Defensive statistics are, however, listed in each of the year-by-year breakdowns on the following pages. All defensive statistics on the following pages are press box statistics produced at the games.

1970 POSTSEASON STATISTICS

POSTSEASON RECORD: 0-1

HEAD COACH: PAUL BROWN
REGULAR-SEASON RECORD: 8-6
 (1ST IN AFC CENTRAL)

DATE	W-L	SCORE	OPPONENT	ATTENDANCE
12-26-70**	L	0-17	at Baltimore	51,127

** AFC Divisional Playoff

TEAM STATISTICS	BENGALS	OPPONENTS
TOTAL FIRST DOWNS.....	7	15
Rushing.....	2	12
Passing.....	5	3
Penalty.....	0	0
3rd Down: Made-Att.....	3-14	6-14
3rd Down: Pct.....	21.4	42.9
4th Down: Made-Att.....	0-1	0-0
4th Down: Pct.....	0.0	—
POSSESSION AVG.....	(*NA)	(*NA)
TOTAL NET YARDS.....	139	299
Avg. Per Game.....	139.0	299.0
Total Plays.....	46	66
Avg. Per Play.....	3.0	4.5
NET YARDS RUSHING.....	63	170
Avg. Per Game.....	63.0	170.0
Total Rushes.....	22	47
NET YARDS PASSING.....	76	129
Avg. Per Game.....	76.0	129.0
Sacked-Yards Lost.....	3-17	2-16
Gross Yards.....	93	145
Att.-Completions.....	21-8	17-6
Completion Pct.....	38.1	35.3
Had Intercepted.....	1	0
PUNTS-AVG.....	8-39.1	6-38.3
Net Punting Avg.....	35.6	37.3
PENALTIES-YARDS.....	1-5	6-63
FUMBLES-BALLS LOST.....	1-0	0-0
TOUCHDOWNS.....	0	2
Rushing.....	0	0
Passing.....	0	2
Returns.....	0	0

SCORE BY PERIODS	1	2	3	4	OT	PTS
BENGALS.....	0	0	0	0	0	0
OPPONENTS.....	7	3	0	7	0	17

SCORING	TD	TD-R	TD-P	TD-Rt	PAT	FG	S	PTS
(none).....	0	0	0	0	0-0	0-0	0	0
BENGALS.....	0	0	0	0	0-0	0-1	0	0
OPPONENTS.....	2	0	2	0	2-2	1-3	0	17

Two-point conversions: (NA**).

Fumbles-lost: Lemar Parrish 1-0. BENGALS 1-0, OPPONENTS 0-0.

PASSING	ATT	CMP	YDS	CMP%	YDS/ATT	TD	TD%	INT	INT%	LG	SKD-YDS	RAT
Virgil Carter.....	20	7	64	35.0	3.20	0	0.0	1	5.0	16	3-17	23.8
Sam Wyche.....	1	1	29	100.0	29.00	0	0.0	0	0.0	29	0-0	118.8
BENGALS.....	21	8	93	38.1	4.43	0	0.0	1	4.8	29	3-17	32.4
OPPONENTS.....	17	6	145	35.3	8.53	2	11.8	0	0.0	53	2-16	106.3

RUSHING	ATT	YDS	AVG	LG	TD
Paul Robinson.....	5	25	5.0	9	0
Virgil Carter.....	2	16	8.0	9	0
Jess Phillips.....	10	12	1.2	4	0
Dave Lewis.....	3	10	3.3	9	0
Essex Johnson.....	2	0	0.0	3	0
BENGALS.....	22	63	2.9	9	0
OPPONENTS.....	47	170	3.6	17	0

RECEIVING	REC	YDS	AVG	LG	TD
Chip Myers.....	4	66	16.5	29	0
Jess Phillips.....	2	12	6.0	6	0
Speedy Thomas.....	1	9	9.0	9	0
Essex Johnson.....	1	6	6.0	6	0
BENGALS.....	8	93	11.6	29	0
OPPONENTS.....	6	145	24.2	53	2

INTERCEPTIONS	NO	YDS	AVG	LG	TD
(none).....	0	0	—	—	0
BENGALS.....	0	0	—	—	0
OPPONENTS.....	1	0	0.0	0	0

PUNTING	NO	YDS	AVG	NET	TB	IN-20	LG	BLK
Dave Lewis.....	8	313	39.1	35.6	0	1	53	0
BENGALS.....	8	313	39.1	35.6	0	1	53	0
OPPONENTS.....	6	230	38.3	37.3	0	0	45	0

PUNT RETURNS	NO	FC	YDS	AVG	LG	TD
Lemar Parrish.....	2	1	6	3.0	3	0
Speedy Thomas.....	0	2	0	—	—	0
BENGALS.....	2	3	6	3.0	3	0
OPPONENTS.....	7	0	28	4.0	10	0

KICKOFF RETURNS	NO	YDS	AVG	LG	TD
Horst Muhlmann.....	2	29	14.5	24	0
Ron Lamb.....	1	17	17.0	17	0
BENGALS.....	3	46	15.3	24	0
OPPONENTS.....	1	0	0.0	0	0

FIELD GOALS	1-19	20-29	30-39	40-49	50+
Horst Muhlmann.....	0-0	0-0	0-0	0-0	0-1
BENGALS.....	0-0	0-0	0-0	0-0	0-1
OPPONENTS.....	0-0	0-0	0-0	1-2	0-1

Horst Muhlmann: (50B).

Opponents: (50B, 44G, 44WR).

DEFENSE***	ST	AT	TT	SKS-YDS	INT-YDS	PD	^FF	FR-YDS
Bill Bergey.....	7	7	14	0-0	0-0	0	(*NA)	0-0
Steve Chomyszak.....	5	6	11	1-8	0-0	1	(*NA)	0-0
Ken Avery.....	5	4	9	0-0	0-0	0	(*NA)	0-0
Al Beauchamp.....	6	2	8	0-0	0-0	0	(*NA)	0-0
Royce Berry.....	4	4	8	1-8	0-0	1	(*NA)	0-0
Ken Dyer.....	3	5	8	0-0	0-0	0	(*NA)	0-0
Mike Reid.....	6	1	7	0-0	0-0	0	(*NA)	0-0
Ron Carpenter.....	4	2	6	0-0	0-0	0	(*NA)	0-0
Lemar Parrish.....	4	0	4	0-0	0-0	1	(*NA)	0-0
Fletcher Smith.....	3	0	3	0-0	0-0	0	(*NA)	0-0
Nick Roman.....	2	1	3	0-0	0-0	0	(*NA)	0-0
Martin Baccaglio.....	2	0	2	0-0	0-0	0	(*NA)	0-0
Ron Lamb.....	1	1	2	0-0	0-0	0	(*NA)	0-0
John Guillory.....	1	0	1	0-0	0-0	0	(*NA)	0-0
Essex Johnson.....	1	0	1	0-0	0-0	0	(*NA)	0-0
Bill Peterson.....	1	0	1	0-0	0-0	0	(*NA)	0-0
Ken Riley.....	0	1	1	0-0	0-0	2	(*NA)	0-0

BLOCKED KICKS	BP	BFG	BXP
Bill Bergey.....	0	1	0

* NOTE: Time of possession was not recorded until 1977.

** NOTE: The two-point conversion was not instituted in the NFL until 1994.

*** NOTE: It was not standard practice to separate the three types of defensive statistics — defense, special teams and miscellaneous — until 1988. Thus, the defensive statistics listed above include the combined totals of all three types. All defensive statistics above are press box statistics produced at the games.

^ NOTE: Forced fumbles were not recorded until 1976.

1973 POSTSEASON STATISTICS

POSTSEASON RECORD: 0-1

HEAD COACH: PAUL BROWN
REGULAR-SEASON RECORD: 10-4
 (1ST IN AFC CENTRAL)

DATE	W-L	SCORE	OPPONENT	ATTENDANCE
12-23-73**	L	16-34	at Miami	74,770

** AFC Divisional Playoff

TEAM STATISTICS		BENGALS	OPPONENTS
TOTAL FIRST DOWNS	11	27
Rushing	5	18
Passing	6	9
Penalty	0	0
3rd Down: Made-Att	5-14	10-14
3rd Down: Pct.	35.7	71.4
4th Down: Made-Att	0-0	0-0
4th Down: Pct.	—	—
POSSESSION AVG.	*NA	*NA
TOTAL NET YARDS	194	400
Avg. Per Game	194.0	400.0
Total Plays	50	71
Avg. Per Play	3.9	5.6
NET YARDS RUSHING	97	241
Avg. Per Game	97.0	241.0
Total Rushes	20	52
NET YARDS PASSING	97	159
Avg. Per Game	97.0	159.0
Sacked-Yards Lost	3-16	0-0
Gross Yards	113	159
Att.-Completions	27-14	19-11
Completion Pct.	51.9	57.9
Had Intercepted	1	2
PUNTS-AVG.	7-36.3	2-49.0
Net Punting Avg.	32.6	36.0
PENALTIES-YARDS	2-19	1-5
FUMBLES-BALLS LOST	0-0	2-1
TOUCHDOWNS	1	4
Rushing	0	2
Passing	0	2
Returns	1	0

SCORE BY PERIODS	1	2	3	4	OT	PTS
BENGALS	3	13	0	0	0	16
OPPONENTS	14	7	10	3	0	34

SCORING	TD	TD-R	TD-P	TD-Rt	PAT	FG	S	PTS
Horst Muhlmann	0	0	0	0	1-1	3-3	0	10
Neal Craig	1	0	0	1	—	—	0	6
BENGALS	1	0	0	1	1-1	3-3	0	16
OPPONENTS	4	2	2	0	4-4	2-2	0	34

Two-point conversions: **NA.

Fumbles-lost: None. BENGALS 0-0, OPPONENTS 2-1.

PASSING	ATT	CMP	YDS	CMP%	YDS/ATT	TD	TD%	INT	INT%	LG	SKD-YDS	RAT
Ken Anderson	27	14	113	51.9	4.19	0	0.0	1	3.7	18	3-16	47.3
BENGALS	27	14	113	51.9	4.19	0	0.0	1	3.7	18	3-16	47.3
OPPONENTS	19	11	159	57.9	8.37	2	10.5	2	10.5	48	0-0	80.7

RUSHING	ATT	YDS	AVG	LG	TD
Boobie Clark	7	40	5.7	15	0
Ken Anderson	3	26	8.7	22	0
Essex Johnson	2	17	8.5	14	0
Lenvil Elliott	7	15	2.1	5	0
Isaac Curtis	1	-1	-1.0	-1	0
BENGALS	20	97	4.9	22	0
OPPONENTS	52	241	4.6	27	2

RECEIVING	REC	YDS	AVG	LG	TD
Lenvil Elliott	9	53	5.9	16	0
Charlie Joiner	2	33	16.5	18	0
Boobie Clark	2	18	9.0	12	0
Isaac Curtis	1	9	9.0	9	0
BENGALS	14	113	8.1	18	0
OPPONENTS	11	159	14.5	48	2

INTERCEPTIONS	NO	YDS	AVG	LG	TD
Neal Craig	1	45	45.0	45t	1
Tommy Casanova	1	0	0.0	0	0
BENGALS	2	45	22.5	45t	1
OPPONENTS	1	19	19.0	19	0

PUNTING	NO	YDS	AVG	NET	TB	IN-20	LG	BLK
Dave Lewis	7	254	36.3	32.6	1	0	50	0
BENGALS	7	254	36.3	32.6	1	0	50	0
OPPONENTS	2	98	49.0	36.0	0	0	54	0

PUNT RETURNS	NO	FC	YDS	AVG	LG	TD
Tommy Casanova	1	0	15	15.0	15	0
Lemar Parrish	1	0	11	11.0	11	0
BENGALS	2	0	26	13.0	15	0
OPPONENTS	2	4	6	3.0	4	0

KICKOFF RETURNS	NO	YDS	AVG	LG	TD
Lemar Parrish	1	25	25.0	25	0
Bernard Jackson	1	17	17.0	17	0
BENGALS	2	42	21.0	25	0
OPPONENTS	2	14	7.0	14	0

FIELD GOALS	1-19	20-29	30-39	40-49	50+
Horst Muhlmann	1-1	1-1	0-0	1-1	0-0
BENGALS	1-1	1-1	0-0	1-1	0-0
OPPONENTS	0-0	0-0	0-0	1-1	1-1

Horst Muhlmann: (24G, 46G, 12G).

Opponents: (50G, 46G).

DEFENSE***	ST	AT	TT	SKS-YDS	INT-YDS	PD	^FF	FR-YDS
Bill Bergey	7	5	12	0-0	0-0	0	(*NA)	0-0
Ron Carpenter	7	5	12	0-0	0-0	0	(*NA)	0-0
Al Beauchamp	9	2	11	0-0	0-0	0	(*NA)	0-0
Tommy Casanova	9	1	10	0-0	1-0	1	(*NA)	0-0
Royce Berry	5	1	6	0-0	0-0	0	(*NA)	0-0
Sherman White	5	0	5	0-0	0-0	1	(*NA)	0-0
Ken Riley	4	1	5	0-0	0-0	0	(*NA)	0-0
Ken Avery	3	2	5	0-0	0-0	0	(*NA)	0-0
Neal Craig	3	2	5	0-0	1-45	1	(*NA)	0-0
Lemar Parrish	3	2	5	0-0	0-0	0	(*NA)	0-0
Ron Pritchard	3	2	5	0-0	0-0	0	(*NA)	0-0
Doug Adams	1	0	1	0-0	0-0	0	(*NA)	0-0
Tom DeLeone	1	0	1	0-0	0-0	0	(*NA)	0-0
Bernard Jackson	1	0	1	0-0	0-0	0	(*NA)	0-0
Jim LeClair	1	0	1	0-0	0-0	0	(*NA)	1-0
Bob Trumpy	1	0	1	0-0	0-0	0	(*NA)	0-0
Mike Reid	0	1	1	0-0	0-0	0	(*NA)	0-0

BLOCKED KICKS	BP	BFG	BXP
(none)	0	0	0

* NOTE: Time of possession was not recorded until 1977.

** NOTE: The two-point conversion was not instituted in the NFL until 1994.

*** NOTE: It was not standard practice to separate the three types of defensive statistics — defense, special teams and miscellaneous — until 1988. Thus, the defensive statistics listed above include the combined totals of all three types. All defensive statistics above are press box statistics produced at the games.

^ NOTE: Forced fumbles were not recorded until 1976.

1975 POSTSEASON STATISTICS

POSTSEASON RECORD: 0-1

HEAD COACH: PAUL BROWN
REGULAR-SEASON RECORD: 11-3
 (2ND IN AFC CENTRAL: WILD CARD QUALIFIER)

DATE	W-L	SCORE	OPPONENT	ATTENDANCE
12-28-75**	L	28-31	at Oakland	53,039

** AFC Divisional Playoff

TEAM STATISTICS	BENGALS	OPPONENTS
TOTAL FIRST DOWNS	17	27
Rushing	8	9
Passing	6	15
Penalty	3	3
3rd Down: Made-Att	3-11	6-14
3rd Down: Pct	27.3	42.9
4th Down: Made-Att	1-2	0-0
4th Down: Pct	—	—
POSSESSION AVG	*NA	*NA
TOTAL NET YARDS	258	358
Avg. Per Game	258.0	358.0
Total Plays	57	75
Avg. Per Play	4.5	4.8
NET YARDS RUSHING	97	173
Avg. Per Game	97.0	173.0
Total Rushes	25	51
NET YARDS PASSING	161	185
Avg. Per Game	161.0	185.0
Sacked-Yards Lost	5-40	1-14
Gross Yards	201	199
Att.-Completions	27-17	23-17
Completion Pct	63.0	73.9
Had Intercepted	0	1
PUNTS-AVG	6-35.8	1-38.0
Net Punting Avg	21.8	31.0
PENALTIES-YARDS	5-37	7-64
FUMBLES-BALLS LOST	1-0	2-1
TOUCHDOWNS	4	4
Rushing	2	1
Passing	2	3
Returns	0	0

SCORE BY PERIODS	1	2	3	4	OT	PTS
BENGALS	0	7	7	14	0	28
OPPONENTS	3	14	7	7	0	31

SCORING	TD	TD-R	TD-P	TD-Rt	PAT	FG	S	PTS
Isaac Curtis	1	0	1	0	—	—	0	6
Lenvil Elliott	1	1	0	0	—	—	0	6
Stan Fritts	1	1	0	0	—	—	0	6
Charlie Joiner	1	0	1	0	—	—	0	6
Dave Green	0	0	0	0	4-4	0-0	0	4
BENGALS	4	2	2	0	4-4	0-0	0	28
OPPONENTS	4	1	3	0	4-4	1-3	0	31

Two-point conversions: **NA.

Fumbles-lost: Lyle Blackwood 1-0. BENGALS 1-0, OPPONENTS 2-1.

PASSING	ATT	CMP	YDS	CMP%	YDS/ATT	TD	TD%	INT	INT%	LG	SKD-YDS	RAT
Ken Anderson	27	17	201	63.0	7.44	2	7.4	0	0.0	37	5-40	110.3
BENGALS	27	17	201	63.0	7.44	2	7.4	0	0.0	37	5-40	110.3
OPPONENTS	23	17	199	73.9	8.65	3	13.0	1	4.3	36	1-14	121.2

RUSHING	ATT	YDS	AVG	LG	TD
Boobie Clark	8	46	5.8	10	0
Lenvil Elliott	4	25	6.3	9	1
Stan Fritts	6	14	2.3	6	1
Ken Anderson	3	12	4.0	8	0
Essex Johnson	3	0	0.0	6	0
Ed Williams	1	0	0.0	0	0
BENGALS	25	97	3.9	10	2
OPPONENTS	51	173	3.4	18	1

RECEIVING	REC	YDS	AVG	LG	TD
Boobie Clark	4	38	9.5	26	0
Chip Myers	3	67	22.3	37	0
Charlie Joiner	3	60	20.0	28	1
Isaac Curtis	3	20	6.7	14t	1
Bruce Coslet	2	14	7.0	9	0
Lenvil Elliott	1	9	9.0	9	0
Bob Trumpy	1	-7	-7.0	7	0
BENGALS	17	201	11.8	37	2
OPPONENTS	17	199	11.7	36	3

INTERCEPTIONS	NO	YDS	AVG	LG	TD
Ken Riley	1	34	34.0	34	0
BENGALS	1	34	34.0	34	0
OPPONENTS	0	0	—	—	0

PUNTING	NO	YDS	AVG	NET	TB	IN-20	LG	BLK
Dave Green	6	215	35.8	21.8	1	0	44	0
BENGALS	6	215	35.8	21.8	1	0	44	0
OPPONENTS	1	38	38.0	31.0	0	0	38	0

PUNT RETURNS	NO	FC	YDS	AVG	LG	TD
Lyle Blackwood	1	0	7	7.0	7	0
BENGALS	1	0	7	7.0	7	0
OPPONENTS	4	0	64	16.0	24	0

KICKOFF RETURNS	NO	YDS	AVG	LG	TD
Bernard Jackson	2	43	21.5	25	0
Lenvil Elliott	1	18	18.0	18	0
Lemar Parrish	1	10	10.0	10	0
BENGALS	4	71	17.8	25	0
OPPONENTS	5	121	24.2	37	0

FIELD GOALS	1-19	20-29	30-39	40-49	50+
Dave Green	0-0	0-0	0-0	0-0	0-0
BENGALS	0-0	0-0	0-0	0-0	0-0
OPPONENTS	0-0	1-2	0-0	0-1	0-0

Dave Green: (—).
Opponents: (41S, 27G, 21B).

DEFENSE***	ST	AT	TT	SKS-YDS	INT-YDS	PD	FF	FR-YDS
Jim LeClair	13	0	13	0-0	0-0	1	(*NA)	0-0
Bernard Jackson	9	0	9	0-0	0-0	1	(*NA)	0-0
Tommy Casanova	7	0	7	0-0	0-0	1	(*NA)	0-0
Ron Pritchard	7	0	7	0-0	0-0	0	(*NA)	0-0
Ken Riley	4	0	4	0-0	1-34	2	(*NA)	0-0
Sherman White	4	0	4	0-0	0-0	0	(*NA)	0-0
Al Beauchamp	3	0	3	0-0	0-0	0	(*NA)	0-0
Ken Johnson	3	0	3	0-0	0-0	0	(*NA)	0-0
Bob Brown	2	0	2	1-14	0-0	0	(*NA)	0-0
Ron Carpenter	2	0	2	0-0	0-0	0	(*NA)	1-0
Lemar Parrish	2	0	2	0-0	0-0	1	(*NA)	0-0
Brad Cousino	1	0	1	0-0	0-0	0	(*NA)	0-0
Dave Green	1	0	1	0-0	0-0	0	(*NA)	0-0
Bo Harris	1	0	1	0-0	0-0	0	(*NA)	0-0
Jack Novak	1	0	1	0-0	0-0	0	(*NA)	0-0

BLOCKED KICKS	BP	BFG	BXP
Sherman White	0	1	0

* NOTE: Time of possession was not recorded until 1977.

** NOTE: The two-point conversion was not instituted in the NFL until 1994.

*** NOTE: It was not standard practice to separate the three types of defensive statistics — defense, special teams and miscellaneous — until 1988. Thus, the defensive statistics listed above include the combined totals of all three types. All defensive statistics above are press box statistics produced at the games.

^ NOTE: Forced fumbles were not recorded until 1976.

1981 POSTSEASON STATISTICS

POSTSEASON RECORD: 2-1

HEAD COACH: FORREST GREGG
REGULAR-SEASON RECORD: 12-4
 (1ST IN AFC CENTRAL)

DATE	W-L	SCORE	OPPONENT	ATTENDANCE
1-3-82**	W	28-21	BUFFALO	55,420
1-10-82***	W	27-7	SAN DIEGO	46,302
1-24-82#	L	21-26	VS. SAN FRANCISCO	81,270

** AFC Divisional Playoff
 *** AFC Championship
 # Super Bowl XVI (at Pontiac, Mich.)

TEAM STATISTICS	BENGALS	OPPONENTS
TOTAL FIRST DOWNS	65	59
Rushing	26	31
Passing	33	24
Penalty	6	4
3rd Down: Made-Att.	17-34	16-36
3rd Down: Pct.	50.0	44.4
4th Down: Made-Att.	1-2	0-0
4th Down: Pct.	50.0	—
POSSESSION AVG.	30:28	29:32
TOTAL NET YARDS	979	912
Avg. Per Game	326.3	304.0
Total Plays	180	183
Avg. Per Play	5.4	5.0
NET YARDS RUSHING	351	389
Avg. Per Game	117.0	129.7
Total Rushes	93	99
NET YARDS PASSING	628	523
Avg. Per Game	209.3	174.3
Sacked-Yards Lost	9-39	3-21
Gross Yards	667	544
Att.-Completions	78-54	81-44
Completion Pct.	69.2	54.3
Had Intercepted	2	4
PUNTS-AVG.	10-40.1	9-41.1
Net Punting Avg.	36.0	34.2
PENALTY-YARDS	16-126	16-136
FUMBLES-BALLS LOST	5-3	6-3
TOUCHDOWNS	10	6
Rushing	5	3
Passing	5	3
Returns	0	0

SCORE BY PERIODS	1	2	3	4	OT	PTS
BENGALS	24	7	17	28	0	76
OPPONENTS	7	27	7	13	0	54

SCORING	TD	TD-R	TD-P	TD-Rt	PAT	FG	S	PTS
Jim Breech	0	0	0	0	10-10	2-3	0	16
Charles Alexander	2	2	0	0	—	—	0	12
Pete Johnson	2	2	0	0	—	—	0	12
Dan Ross	2	0	2	0	—	—	0	12
Ken Anderson	1	1	0	0	—	—	0	6
Don Bass	1	0	1	0	—	—	0	6
Cris Collinsworth	1	0	1	0	—	—	0	6
M.L. Harris	1	0	1	0	—	—	0	6
BENGALS	10	5	5	0	10-10	2-3	0	76
OPPONENTS	6	3	3	0	6-6	4-6	0	54

Two-point conversions: *NA.
Fumbles-lost: Cris Collinsworth 2-1, Archie Griffin 1-1, Dan Ross 1-1, Pete Johnson 1-0. BENGALS 5-3, OPPONENTS 6-3.

PASSING	ATT	CMP	YDS	CMP%	YDS/ATT	TD	TD%	INT	INT%	LG	SKD-YDS	RAT
Ken Anderson	77	53	653	68.8	8.48	5	6.5	2	2.6	49	9-39	105.6
Jack Thompson	1	1	14	100.0	14.00	0	0.0	0	0.0	14	0-0	118.8
BENGALS	78	54	667	69.2	8.55	5	6.4	2	2.6	49	9-39	106.1
OPPONENTS	81	44	544	54.3	6.72	3	3.7	4	4.9	54	3-21	67.1

RUSHING	ATT	YDS	AVG	LG	TD
Pete Johnson	52	161	3.1	11	2
Charles Alexander	27	111	4.1	20t	2
Ken Anderson	11	69	6.3	13	1
Archie Griffin	2	8	4.0	4	0
Cris Collinsworth	1	2	2.0	2	0
BENGALS	93	351	3.8	20t	5
OPPONENTS	99	389	3.9	44t	3

RECEIVING	REC	YDS	AVG	LG	TD
Dan Ross	22	244	11.1	19	2
Cris Collinsworth	9	159	17.7	49	1
Isaac Curtis	6	92	15.3	22	0
Pete Johnson	6	45	7.5	14	0
Charles Alexander	6	38	6.3	16	0
Steve Kreider	3	78	26.0	42	0
M.L. Harris	1	8	8.0	8t	1
Don Bass	1	3	3.0	3t	1
BENGALS	54	667	12.4	49	5
OPPONENTS	44	544	12.4	54	3

INTERCEPTIONS	NO	YDS	AVG	LG	TD
Bobby Kemp	1	24	24.0	24	0
Bo Harris	1	16	16.0	16	0
Louis Breeden	1	0	0.0	0	0
Ken Riley	1	0	0.0	0	0
BENGALS	4	40	10.0	24	0
OPPONENTS	2	52	26.0	27	0

PUNTING	NO	YDS	AVG	NET	TB	IN-20	LG	BLK
Pat McInally	10	401	40.1	36.0	1	2	60	0
BENGALS	10	401	40.1	36.0	1	2	60	0
OPPONENTS	9	370	41.1	34.2	0	0	50	0

PUNT RETURNS	NO	FC	YDS	AVG	LG	TD
Mike Fuller	5	2	62	12.4	27	0
BENGALS	5	2	62	12.4	27	0
OPPONENTS	4	1	21	5.3	7	0

KICKOFF RETURNS	NO	YDS	AVG	LG	TD
David Verser	10	186	18.6	40	0
Guy Frazier	1	0	0.0	0	0
Archie Griffin	1	0	0.0	0	0
BENGALS	12	186	15.5	40	0
OPPONENTS	14	254	18.1	36	0

FIELD GOALS	1-19	20-29	30-39	40-49	50+
Jim Breech	0-0	0-0	2-3	0-0	0-0
BENGALS	0-0	0-0	2-3	0-0	0-0
OPPONENTS	0-0	3-3	0-1	1-1	0-1

Jim Breech: (33B), (31G, 38G), (—).
Opponents: (—), (37S, 50S), (22G, 26G, 40G, 23G).

DEFENSE**	ST	AT	TT	SKS-YDS	INT-YDS	PD	FF	FR-YDS
Ross Browner	20	4	24	1-9	0-0	0	0	1-0
Reggie Williams	12	7	19	0-0	0-0	3	1	0-0
Bryan Hicks	14	4	18	0-0	0-0	2	1	0-0
Bo Harris	13	5	18	1-5	1-16	1	0	0-0
Glenn Cameron	9	9	18	0-0	0-0	3	1	0-0
Louis Breeden	14	1	15	0-0	1-0	7	0	0-0
Bobby Kemp	9	6	15	0-0	1-24	7	0	0-0
Jim LeClair	6	6	12	0-0	0-0	3	0	0-0
Eddie Edwards	5	3	8	1-7	0-0	0	0	0-0
Ken Riley	6	1	7	0-0	1-0	6	0	0-0
Wilson Whitley	4	3	7	0-0	0-0	0	0	0-0
Ray Griffin	6	0	6	0-0	0-0	1	0	0-0
Tom Dinkel	3	3	6	0-0	0-0	0	0	0-0
Rick Razzano	4	0	4	0-0	0-0	1	0	0-0
Mike St. Clair	2	2	4	0-0	0-0	0	0	0-0
Oliver Davis	1	2	3	0-0	0-0	0	0	0-0
Mike Fuller	2	0	2	0-0	0-0	0	0	0-0
Guy Frazier	1	1	2	0-0	0-0	0	0	0-0
John Simmons	1	1	2	0-0	0-0	0	0	1-0
Jim Breech	1	0	1	0-0	0-0	0	0	0-0
Jim Hargrove	1	0	1	0-0	0-0	0	0	0-0
Max Montoya	1	0	1	0-0	0-0	0	1	0-0
David Verser	1	0	1	0-0	0-0	0	0	0-0
Mike Wilson	1	0	1	0-0	0-0	0	0	0-0
Blair Bush	0	1	1	0-0	0-0	0	0	0-0
Don Bass	0	0	0	0-0	0-0	1	0	1-0

BLOCKED KICKS	BP	BFG	BXP
(none)	0	0	0

* NOTE: The two-point conversion was not instituted in the NFL until 1994.

** NOTE: It was not standard practice to separate the three types of defensive statistics — defense, special teams and miscellaneous — until 1988. Thus, the defensive statistics listed above include the combined totals of all three types. All defensive statistics above are press box statistics produced at the games.

1982 POSTSEASON STATISTICS

POSTSEASON RECORD: 0-1

HEAD COACH: FORREST GREGG
REGULAR-SEASON RECORD: 7-2
 (3RD IN AFC)

DATE	W-L	SCORE	OPPONENT	ATTENDANCE
1-9-83+	L	17-44	N.Y. JETS	57,560

+ AFC First-Round Playoff (Super Bowl Tournament)

TEAM STATISTICS	BENGALS	OPPONENTS
TOTAL FIRST DOWNS	23	27
Rushing	3	12
Passing	18	13
Penalty	2	2
3rd Down: Made-Att	7-10	6-9
3rd Down: Pct	70.0	66.7
4th Down: Made-Att	0-0	0-0
4th Down: Pct	—	—
POSSESSION AVG	31:16	28:44
TOTAL NET YARDS	395	517
Avg. Per Game	395.0	517.0
Total Plays	61	63
Avg. Per Play	6.5	8.2
NET YARDS RUSHING	62	234
Avg. Per Game	62.0	234.0
Total Rushes	21	34
NET YARDS PASSING	333	283
Avg. Per Game	333.0	283.0
Sacked-Yards Lost	4-21	0-0
Gross Yards	354	283
Att.-Completions	36-26	29-21
Completion Pct	72.2	72.4
Had Intercepted	3	1
PUNTS-AVG	2-43.0	0-0-0
Net Punting Avg	42.0	—
PENALTIES-YARDS	7-60	12-95
FUMBLES-BALLS LOST	2-1	2-1
TOUCHDOWNS	2	5
Rushing	0	2
Passing	2	2
Returns	0	1

SCORE BY PERIODS	1	2	3	4	OT	PTS
BENGALS	14	0	3	0	0	17
OPPONENTS	3	17	3	21	0	44

SCORING	TD	TD-R	TD-P	TD-Rt	PAT	FG	S	PTS
Isaac Curtis	1	0	1	0	—	—	0	6
Dan Ross	1	0	1	0	—	—	0	6
Jim Breech	0	0	0	0	2-2	1-2	0	5
BENGALS	2	0	2	0	2-2	1-2	0	17
OPPONENTS	5	2	2	1	5-5	3-3	0	44

Two-point conversions: *NA

Fumbles-lost: Archie Griffin 1-1, David Verser 1-0. BENGALS 2-1, OPPONENTS 2-1.

PASSING	ATT	CMP	YDS	CMP%	YDS/ATT	TD	TD%	INT	INT%	LG	SKD-YDS	RAT
Ken Anderson	35	26	354	74.3	10.11	2	5.7	3	8.6	53	4-21	89.5
Turk Schonert	1	0	0	0.0	0.0	0	0.0	0	0.0	—	0-0	39.6
BENGALS	36	26	354	72.2	9.83	2	5.6	3	8.3	53	4-21	87.0
OPPONENTS	29	21	283	72.4	9.76	2	6.9	1	3.4	49	0-0	111.7

RUSHING	ATT	YDS	AVG	LG	TD
Pete Johnson	9	26	2.9	14	0
Archie Griffin	3	17	5.7	8	0
Charles Alexander	7	14	2.0	6	0
Ken Anderson	2	5	2.5	3	0
BENGALS	21	62	3.0	14	0
OPPONENTS	34	234	6.9	35	2

RECEIVING	REC	YDS	AVG	LG	TD
Cris Collinsworth	7	120	17.1	53	0
Dan Ross	6	89	14.8	26	1
Isaac Curtis	3	63	21.0	32t	1
Steve Kreider	3	41	13.7	17	0
Archie Griffin	3	14	4.7	6	0
Pete Johnson	3	7	2.3	9	0
M.L. Harris	1	20	20.0	20	0
BENGALS	26	354	13.6	53	2
OPPONENTS	21	283	13.5	49	2

INTERCEPTIONS	NO	YDS	AVG	LG	TD
Ken Riley	1	0	0.0	0	0
BENGALS	1	0	0.0	0	0
OPPONENTS	3	138	46.0	98t	1

PUNTING	NO	YDS	AVG	NET	TB	IN-20	LG	BLK
Pat McNally	2	86	43.0	42.0	0	0	45	0
BENGALS	2	86	43.0	42.0	0	0	45	0
OPPONENTS	0	0	—	0	0	0	—	0

PUNT RETURNS	NO	FC	YDS	AVG	LG	TD
(none)	0	0	0	—	—	0
BENGALS	0	0	0	—	—	0
OPPONENTS	1	1	2	2.0	2	0

KICKOFF RETURNS	NO	YDS	AVG	LG	TD
David Verser	7	116	16.6	21	0
Rodney Tate	1	22	22.0	22	0
BENGALS	8	138	17.3	22	0
OPPONENTS	4	69	17.3	20	0

FIELD GOALS	1-19	20-29	30-39	40-49	50+
Jim Breech	0-0	1-1	0-0	0-1	0-0
BENGALS	0-0	1-1	0-0	0-1	0-0
OPPONENTS	0-0	1-1	1-1	1-1	0-0

Jim Breech: (20G, 46WR).

Opponents: (32G, 24G, 47G).

DEFENSE**	ST	AT	TT	SKS-YDS	INT-YDS	PD	FF	FR-YDS
Glenn Cameron	8	0	8	0-0	0-0	0	0	0-0
Ross Browner	6	2	8	0-0	0-0	0	0	0-0
Reggie Williams	6	1	7	0-0	0-0	0	0	0-0
Ken Riley	5	1	6	0-0	1-0	1	0	0-0
Ray Griffin	5	0	5	0-0	0-0	0	0	0-0
Bobby Kemp	5	0	5	0-0	0-0	1	2	0-0
Mike Fuller	4	0	4	0-0	0-0	0	0	1-20
Bo Harris	4	0	4	0-0	0-0	0	0	0-0
Jim LeClair	2	2	4	0-0	0-0	0	0	0-0
Louis Breeden	1	2	3	0-0	0-0	0	0	0-0
Eddie Edwards	2	0	2	0-0	0-0	0	0	0-0
Bryan Hicks	2	0	2	0-0	0-0	0	0	0-0
John Simmons	2	0	2	0-0	0-0	0	0	0-0
Oliver Davis	1	0	1	0-0	0-0	0	0	0-0
Guy Frazier	1	0	1	0-0	0-0	0	0	0-0
Robert Jackson	1	0	1	0-0	0-0	0	0	0-0
Anthony Munoz	1	0	1	0-0	0-0	0	0	0-0
Dan Ross	1	0	1	0-0	0-0	0	0	0-0
David Verser	1	0	1	0-0	0-0	0	0	0-0
Wilson Whitley	1	0	1	0-0	0-0	1	0	0-0
Rick Razzano	0	1	1	0-0	0-0	0	0	0-0

BLOCKED KICKS	BP	BFG	BXP
(none)	0	0	0

* NOTE: The two-point conversion was not instituted in the NFL until 1994.

** NOTE: It was not standard practice to separate the three types of defensive statistics — defense, special teams and miscellaneous — until 1988. Thus, the defensive statistics listed above include the combined totals of all three types. All defensive statistics above are press box statistics produced at the games.

1988 POSTSEASON STATISTICS

POSTSEASON RECORD: 2-1

HEAD COACH: SAM WYCHE
REGULAR-SEASON RECORD: 12-4
 (1ST IN AFC CENTRAL)

DATE	W-L	SCORE	OPPONENT	ATTENDANCE
12-31-88**	W	21-13	SEATTLE	58,560
1-8-89***	W	21-10	BUFFALO	59,747
1-22-89##	L	16-20	vs. San Francisco	75,129

** AFC Divisional Playoff
 *** AFC Championship
 ## Super Bowl XXIII (at Miami, Fla.)

TEAM STATISTICS	BENGALS	OPPONENTS
TOTAL FIRST DOWNS	58	52
Rushing	39	9
Passing	16	40
Penalty	3	3
3rd Down: Made-Att.	17-41	6-35
3rd Down: Pct.	41.5	17.1
4th Down: Made-Att.	1-3	2-5
4th Down: Pct.	33.3	40.0
POSSESSION AVG.	35:50	24:10
TOTAL NET YARDS	823	928
Avg. Per Game	274.3	309.3
Total Plays	199	186
Avg. Per Play	4.1	5.0
NET YARDS RUSHING	535	179
Avg. Per Game	178.3	59.7
Total Rushes	125	60
NET YARDS PASSING	288	749
Avg. Per Game	96.0	249.7
Sacked-Yards Lost	10-58	10-68
Gross Yards	346	817
Att.-Completions	64-29	116-61
Completion Pct.	45.3	52.6
Had Intercepted	3	5
PUNTS-AVG.	17-42.2	16-42.8
Net Punting Avg.	37.1	39.8
PENALTIES-YARDS	13-139	14-127
FUMBLES-BALLS LOST	6-2	5-2
TOUCHDOWNS	7	5
Rushing	5	1
Passing	1	4
Returns	1	0

SCORE BY PERIODS	1	2	3	4	OT	PTS
BENGALS	14	24	10	10	0	58
OPPONENTS	3	10	3	27	0	43

SCORING	TD	TD-R	TD-P	TD-Rt	PAT	FG	S	PTS
Ickey Woods	3	3	0	0	—	—	—	18
Jim Breech	0	0	0	0	7-7	3-3	0	16
Stanley Wilson	2	2	0	0	—	—	—	12
James Brooks	1	0	1	0	—	—	—	6
Stanford Jennings	1	0	0	1	—	—	—	6
BENGALS	7	5	1	1	7-7	3-3	0	58
OPPONENTS	5	1	4	0	4-5	3-6	0	43

Two-point conversions: *NA.

Fumbles-lost: Boomer Esiason 3-1, Ira Hillary 2-1, Rickey Dixon 1-0. BENGALS 6-2, OPPONENTS 5-2.

PASSING	ATT	CMP	YDS	CMP%	YDS/ATT	TD	TD%	INT	INT%	LG	SKD-YDS	RAT
Boomer Esiason	64	29	346	45.3	5.41	1	1.6	3	4.7	30	10-58	48.0
BENGALS	64	29	346	45.3	5.41	1	1.6	3	4.7	30	10-58	48.0
OPPONENTS	116	61	817	52.6	7.04	4	3.4	5	4.3	44	10-68	68.8

RUSHING	ATT	YDS	AVG	LG	TD
Ickey Woods	72	307	4.3	30	3
James Brooks	26	102	3.9	26	0
Stanley Wilson	12	74	6.2	20	2
Boomer Esiason	12	37	3.1	29	0
Stanford Jennings	3	15	5.0	8	0
BENGALS	125	535	4.3	30	5
OPPONENTS	60	179	3.0	13	1

RECEIVING	REC	YDS	AVG	LG	TD
Rodney Holman	7	82	11.7	24	0
Cris Collinsworth	5	75	15.0	30	0
James Brooks	5	62	12.4	20	1
Eddie Brown	4	55	13.8	23	0
Tim McGee	4	37	9.3	18	0
Jim Riggs	3	18	6.0	13	0
Ira Hillary	1	17	17.0	17	0
BENGALS	29	346	11.9	30	1
OPPONENTS	61	817	13.4	44	4

INTERCEPTIONS	NO	YDS	AVG	LG	TD
Eric Thomas	2	26	13.0	26	0
David Fulcher	1	0	0.0	0	0
Solomon Wilcoats	1	0	0.0	0	0
Lewis Billups	1	-3	-3.0	-3	0
BENGALS	5	23	4.6	26	0
OPPONENTS	3	25	8.3	25	0

PUNTING	NO	YDS	AVG	NET	TB	IN-20	LG	BLK
Lee Johnson	17	718	42.2	37.1	0	7	63	0
BENGALS	17	718	42.2	37.1	0	7	63	0
OPPONENTS	16	684	42.8	39.8	0	2	55	0

PUNT RETURNS	NO	FC	YDS	AVG	LG	TD
Ira Hillary	6	1	43	7.2	16	0
Ray Horton	1	0	5	5.0	5	0
Rickey Dixon	1	0	0	0.0	0	0
BENGALS	8	1	48	6.0	16	0
OPPONENTS	9	2	88	9.8	45	0

KICKOFF RETURNS	NO	YDS	AVG	LG	TD
Stanford Jennings	4	154	38.5	93t	1
Ira Hillary	3	24	8.0	13	0
James Brooks	2	38	19.0	23	0
BENGALS	9	216	24.0	93t	1
OPPONENTS	11	200	18.2	26	0

FIELD GOALS	1-19	20-29	30-39	40-49	50+
Jim Breech	0-0	0-0	1-1	2-2	0-0
BENGALS	0-0	0-0	1-1	2-2	0-0
OPPONENTS	0-1	0-0	2-2	1-3	0-0

Jim Breech: (-), (-), (34G, 43G, 40G).

Opponents: (-), (43WL, 39G), (41G, 19WL, 32G, 49WR).

DEFENSE**	ST	AT	TT	SKS-YDS	INT-YDS	PD	FF	FR-YDS
Reggie Williams	13	4	17	3-21	0-0	0	0	0-0
Solomon Wilcoats	12	2	14	0-0	1-0	2	0	0-0
David Fulcher	10	3	13	1-6	1-0	4	1	0-0
Tim Krumrie	8	5	13	0-0	0-0	0	1	0-0
Lewis Billups	9	3	12	0-0	1-(-3)	7	0	0-0
Eric Thomas	10	1	11	0-0	2-26	10	0	0-0
Jason Buck	6	5	11	3-19	0-0	0	0	0-0
Barney Bussey	8	1	9	0-0	0-0	1	0	0-0
Leon White	8	1	9	0-0	0-0	0	0	0-0
Carl Zander	7	2	9	0-0	0-0	0	0	0-0
Ray Horton	6	2	8	0-0	0-0	0	1	0-0
David Grant	5	1	6	2-12	0-0	0	0	0-0
Leo Barker	4	1	5	0-0	0-0	0	0	0-0
Rickey Dixon	4	1	5	0-0	0-0	1	0	0-0
Joe Kelly	2	2	4	0-0	0-0	0	0	0-0
Jim Skow	2	1	3	1-10	0-0	0	0	2-0
Skip McClendon	2	0	2	0-0	0-0	0	0	0-0
Emmanuel King	0	1	1	0-0	0-0	0	0	0-0

SPECIAL TEAMS**	ST	AT	TT	FR	FF	FR-YDS	BP	BFG	BXP
Barney Bussey	4	0	4	0	0	0-0	0	0	0
Leo Barker	2	2	4	0	0	0-0	0	0	0
Carl Parker	3	0	3	0	0	0-0	0	0	0
Ed Brady	2	1	3	0	0	0-0	0	0	0
Jim Riggs	2	0	2	0	0	0-0	0	0	0
Daryl Smith	2	0	2	0	0	0-0	0	0	0
Leon White	2	0	2	0	0	0-0	0	0	0
Ray Horton	1	0	1	0	0	0-0	0	0	0
Stanley Wilson	1	0	1	0	0	0-0	0	0	0
Stanford Jennings	0	1	1	0	0	0-0	0	0	0
Emmanuel King	0	1	1	0	0	0-0	0	0	0

MISCELLANEOUS DEFENSE**	ST	AT	TT	FF	FR-YDS
Eddie Brown	1	0	1	0	0-0
Rodney Holman	1	0	1	0	0-0

* NOTE: The two-point conversion was not instituted in the NFL until 1994.

** NOTE: All defensive statistics above are press box statistics produced at the games.

1990 POSTSEASON STATISTICS

POSTSEASON RECORD: 1-1

HEAD COACH: SAM WYCHE
REGULAR-SEASON RECORD: 9-7
 (1ST IN AFC CENTRAL)

DATE	W-L	SCORE	OPPONENT	ATTENDANCE
1-6-91*	W	41-14	HOUSTON	60,012
1-13-91**	L	10-20	at L.A. Raiders	92,045

* AFC Wild Card Playoff
 ** AFC Divisional Playoff

TEAM STATISTICS	BENGALS	OPPONENTS
TOTAL FIRST DOWNS	36	33
Rushing	22	15
Passing	12	18
Penalty	2	0
3rd Down: Made-Att	9-25	7-20
3rd Down: Pct	36.0	35.0
4th Down: Made-Att	2-2	1-2
4th Down: Pct	100.0	50.0
POSSESSION AVG	34:01	25:59
TOTAL NET YARDS	531	615
Avg. Per Game	265.5	307.5
Total Plays	117	103
Avg. Per Play	4.5	6.0
NET YARDS RUSHING	311	302
Avg. Per Game	155.5	151.0
Total Rushes	73	45
NET YARDS PASSING	220	313
Avg. Per Game	110.0	156.5
Sacked-Yards Lost	4-46	4-24
Gross Yards	266	337
Att.-Completions	40-23	54-27
Completion Pct	57.5	50.0
Had Intercepted	0	2
PUNTS-AVG	8-49.1	8-41.9
Net Punting Avg	41.8	34.1
PENALTIES-YARDS	5-45	5-33
FUMBLES-BALLS LOST	2-0	2-1
TOUCHDOWNS	6	4
Rushing	3	0
Passing	3	4
Returns	0	0

SCORE BY PERIODS	1	2	3	4	OT	PTS
BENGALS	10	13	14	14	0	51
OPPONENTS	0	7	10	17	0	34

SCORING	TD	TD-R	TD-P	TD-Rt	PAT	FG	S	PTS
Jim Breech	0	0	0	0	6-6	3-3	0	15
Eric Ball	1	1	0	0	—	—	0	6
Boomer Esiason	1	1	0	0	—	—	0	6
Harold Green	1	0	1	0	—	—	0	6
Stanford Jennings	1	0	1	0	—	—	0	6
Eric Kattus	1	0	1	0	—	—	0	6
Ickey Woods	1	1	0	0	—	—	0	6
BENGALS	6	3	3	0	6-6	3-3	0	51
OPPONENTS	4	0	4	0	4-4	2-2	0	34

Two-point conversions: *NA.

Fumbles-lost: David Fulcher 1-0, Stanford Jennings 1-0.
 BENGALS 2-0, OPPONENTS 2-1.

PASSING	ATT	CMP	YDS	CMP%	YDS/ATT	TD	TD%	INT	INT%	LG	SKD-YDS	RAT
Boomer Esiason	35	22	254	62.9	7.26	3	8.6	0	0.0	46	4-46	113.3
Erik Wilhelm	5	1	12	20.0	2.40	0	0.0	0	0.0	12	0-0	39.6
BENGALS	40	23	266	57.5	6.65	3	7.5	0	0.0	46	4-46	102.7
OPPONENTS	54	27	337	50.0	6.24	4	7.4	2	3.7	41t	4-24	79.0

RUSHING	ATT	YDS	AVG	LG	TD
Ickey Woods	17	84	4.9	18	1
Boomer Esiason	7	68	9.7	27	1
Harold Green	11	55	5.0	12	0
Eric Ball	12	47	3.9	14	1
James Brooks	17	43	2.5	14	0
Stanford Jennings	6	16	2.7	10	0
Erik Wilhelm	3	-2	-0.7	0	0
BENGALS	73	311	4.3	27	3
OPPONENTS	45	302	6.7	34	0

RECEIVING	REC	YDS	AVG	LG	TD
Rodney Holman	4	102	25.5	46	0
Eddie Brown	4	32	8.0	15	0
Stanford Jennings	3	23	7.7	12	1
Tim McGee	3	23	7.7	19	0
Ickey Woods	3	18	6.0	9	0
Eric Kattus	2	19	9.5	10	1
Harold Green	2	15	7.5	13	1
James Brooks	1	22	22.0	22	0
Mike Barber	1	12	12.0	12	0
BENGALS	23	266	11.6	46	3
OPPONENTS	27	337	12.5	41t	4

INTERCEPTIONS	NO	YDS	AVG	LG	TD
David Fulcher	2	54	27.0	43	0
BENGALS	2	54	27.0	43	0
OPPONENTS	0	0	—	—	0

PUNTING	NO	YDS	AVG	NET	TB	IN-20	LG	BLK
Lee Johnson	8	393	49.1	41.8	0	1	64	0
BENGALS	8	393	49.1	41.8	0	1	64	0
OPPONENTS	8	335	41.9	34.1	1	4	52	0

PUNT RETURNS	NO	FC	YDS	AVG	LG	TD
Mitchell Price	3	0	42	14.0	34	0
BENGALS	3	0	42	14.0	34	0
OPPONENTS	4	2	59	14.8	19	0

KICKOFF RETURNS	NO	YDS	AVG	LG	TD
Stanford Jennings	4	86	21.5	30	0
Eric Ball	2	42	21.0	28	0
Eddie Brown	1	12	12.0	12	0
BENGALS	7	140	20.0	30	0
OPPONENTS	7	132	18.9	37	0

FIELD GOALS	1-19	20-29	30-39	40-49	50+
Jim Breech	0-0	2-2	1-1	0-0	0-0
BENGALS	0-0	2-2	1-1	0-0	0-0
OPPONENTS	0-0	1-1	0-0	1-1	0-0

Jim Breech: (27G, 30G), (27G).

Opponents: (—), (49G, 25G).

DEFENSE**	ST	AT	TT	SKS-YDS	INT-YDS	PD	FF	FR-YDS
Barney Bussey	12	0	12	0-0	0-0	0	0	0-0
Eric Thomas	8	1	9	0-0	0-0	1	0	0-0
David Grant	7	2	9	1-5	0-0	2	0	0-0
David Fulcher	5	4	9	0-0	2-54	4	0	0-0
James Francis	6	2	8	0-0	0-0	1	0	1-0
Tim Krumrie	6	1	7	0-0	0-0	0	0	0-0
Kevin Walker	4	1	5	0-0	0-0	0	0	0-0
Carl Zander	4	1	5	1-10	0-0	1	0	0-0
Lewis Billups	4	0	4	0-0	0-0	1	0	0-0
Rod Jones	3	1	4	0-0	0-0	1	0	0-0
Skip McClendon	3	1	4	0-0	0-0	0	0	0-0
Leon White	3	0	3	0-0	0-0	0	0	0-0
Solomon Wilcots	1	1	2	0-0	0-0	1	0	0-0
Jason Buck	1	0	1	1-3	0-0	0	0	0-0
Carl Carter	1	0	1	0-0	0-0	0	0	0-0
(team)	—	—	—	1-6	—	—	—	—

SPECIAL TEAMS**	ST	AT	TT	FF	FR-YDS	BP	BFG	BXP
Ed Brady	3	0	3	0	0-0	0	0	0
Carl Zander	1	1	2	0	0-0	0	0	0
Eric Ball	1	0	1	0	0-0	0	0	0
Leo Barker	1	0	1	0	0-0	0	0	0
Barney Bussey	1	0	1	0	0-0	0	0	0
Carl Carter	1	0	1	0	0-0	0	0	0
Mitchell Price	1	0	1	0	0-0	0	0	0
Natu Tuatagaloa	1	0	1	0	0-0	0	0	0
Kevin Walker	0	1	1	0	0-0	0	0	0

MISCELLANEOUS DEFENSE**	ST	AT	TT	FF	FR-YDS	BXP
(none)	0	0	0	0	0	0

* NOTE: The two-point conversion was not instituted in the NFL until 1994.

** NOTE: All defensive statistics above are press box statistics produced at the games.

2005 POSTSEASON STATISTICS

POSTSEASON RECORD: 0-1

HEAD COACH: MARVIN LEWIS
REGULAR-SEASON RECORD: 11-5
 (1ST IN AFC NORTH)

DATE	W-L	SCORE	OPPONENT	ATTENDANCE
1-8-06*	L	17-31	PITTSBURGH	65,870

* AFC Wild Card Playoff

TEAM STATISTICS	BENGALS	OPPONENTS
TOTAL FIRST DOWNS	19	19
Rushing	4	9
Passing	13	8
Penalty	2	2
3rd Down: Made-Att	9-16	6-11
3rd Down Pct.	56.3	54.5
4th Down: Made-Att	0-1	0-0
4th Down Pct.	0.0	—
POSSESSION AVG.	31:03	28:57
TOTAL NET YARDS	327	346
Avg. Per Game	327.0	346.0
Total Plays	65	56
Avg. Per Play	5.0	6.2
NET YARDS RUSHING	84	144
Avg. Per Game	84.0	144.0
Total Rushes	20	34
NET YARDS PASSING	243	202
Avg. Per Game	243.0	202.0
Sacked-Yards Lost	4-20	1-6
Gross Yards	263	208
Att.-Completions	41-25	21-14
Completion Pct.	66.7	66.7
Had Intercepted	2	0
PUNTS-AVG.	3-43.7	3-47.0
Net Punting Avg.	36.7	35.3
PENALTIES-YARDS	7-90	6-39
FUMBLES-BALLS LOST	2-0	0-0
TOUCHDOWNS	2	4
Rushing	1	1
Passing	1	3
Returns	0	0

SCORE BY PERIODS	1	2	3	4	OT	PTS
BENGALS	10	7	0	0	0	17
OPPONENTS	0	14	14	3	0	31

SCORING	TD	TD-R	TD-P	TD-Rt	K-PAT	FG	S	PTS
T.J. Houshmandzadeh	1	0	1	0	—	—	0	6
Rudi Johnson	1	1	0	0	—	—	0	6
Shayne Graham	0	0	0	0	2-2	1-1	0	5
BENGALS	2	1	1	0	2-2	1-1	0	17
OPPONENTS	4	1	3	0	4-4	1-1	0	31

Two-point conversions: None. BENGALS 0-0 (0-0 R, 0-0 P),
 OPPONENTS 0-0 (0-0 R, 0-0 P).

Fumbles-lost: Jon Kitna 1-0, Brad St. Louis 1-0. BENGALS 2-0,
 OPPONENTS 0-0.

PASSING	ATT	CMP	YDS	CMP%	YDS/ATT	TD	TD%	INT	INT%	LG	SKD-YDS	RAT
Jon Kitna	40	24	197	60.0	4.93	1	2.5	2	5.0	24	4-20	60.1
Carson Palmer	1	1	66	100.0	66.00	0	0.0	0	0.0	66	0-0	118.8
BENGALS	41	25	263	61.0	6.41	1	2.4	2	4.9	66	4-20	67.4
OPPONENTS	21	14	208	66.7	9.90	3	14.3	0	0.0	54	1-6	138.5

RUSHING	ATT	YDS	AVG	LG	TD
Rudi Johnson	13	56	4.3	20	1
Jon Kitna	4	25	6.3	12	0
Chris Perry	2	3	1.5	2	0
Kyle Larson	1	0	0.0	0	0
BENGALS	20	84	4.2	20	1
OPPONENTS	34	144	4.2	26	1

RECEIVING	REC	YDS	AVG	LG	TD
Chris Perry	6	11	1.8	6	0
Kevin Walter	5	73	14.6	24	0
Chad Johnson	4	59	14.8	24	0
T.J. Houshmandzadeh	4	25	6.3	8	1
Rudi Johnson	2	14	7.0	11	0
Matt Schobel	2	11	5.5	8	0
Chris Henry	1	66	66.0	66	0
Reggie Kelly	1	4	4.0	4	0
BENGALS	25	263	10.5	66	1
OPPONENTS	14	208	14.9	54	3

INTERCEPTIONS	NO	YDS	AVG	LG	TD
(none)	0	0	—	—	0
BENGALS	0	0	—	—	0
OPPONENTS	2	31	15.5	22	0

PUNTING	NO	YDS	AVG	NET	TB	IN-20	LG	BLK
Kyle Larson	3	131	43.7	36.7	0	0	51	0
BENGALS	3	131	43.7	36.7	0	0	51	0
OPPONENTS	3	141	47.0	35.3	1	1	49	0

PUNT RETURNS	NO	FC	YDS	AVG	LG	TD
Keiwan Ratliff	2	0	15	7.5	8	0
BENGALS	2	0	15	7.5	8	0
OPPONENTS	2	0	21	10.5	14	0

KICKOFF RETURNS	NO	YDS	AVG	LG	TD
Tab Perry	5	119	23.8	32	0
Kevin Walter	1	8	8.0	8	0
BENGALS	6	127	21.2	32	0
OPPONENTS	4	94	23.5	36	0

FIELD GOALS	1-19	20-29	30-39	40-49	50+
Shayne Graham	0-0	1-1	0-0	0-0	0-0
BENGALS	0-0	1-1	0-0	0-0	0-0
OPPONENTS	0-0	1-1	0-0	0-0	0-0

Shayne Graham: (23G).

Opponents: (21G).

DEFENSE*	ST	AT	TT	SKS-YDS	INT-YDS	PD	FF	FR-YDS
David Pollack	5	3	8	1-6	0-0	0	0	0-0
Odell Thurman	3	5	8	0-0	0-0	0	0	0-0
Kevin Kaesviharn	4	2	6	0-0	0-0	0	0	0-0
Ifeanyi Ohaete	4	0	4	0-0	0-0	0	0	0-0
Deltha O'Neal	4	0	4	0-0	0-0	1	0	0-0
Tory James	3	1	4	0-0	0-0	0	0	0-0
Brian Simmons	3	1	4	0-0	0-0	0	0	0-0
Justin Smith	3	1	4	0-0	0-0	0	0	0-0
Robert Geathers	2	0	2	0-0	0-0	1	0	0-0
Landon Johnson	2	2	2	0-0	0-0	0	0	0-0
Bryan Robinson	1	0	1	0-0	0-0	0	0	0-0
Rashad Bauman	0	1	1	0-0	0-0	0	0	0-0
Hannibal Navies	0	1	1	0-0	0-0	0	0	0-0
Shaun Smith	0	1	1	0-0	0-0	0	0	0-0

SPECIAL TEAMS*	ST	AT	TT	FF	FR-YDS	BP	BFG	BXP
Tony Stewart	2	0	2	0	0-0	0	0	0
Patrick Body	1	0	1	0	0-0	0	0	0
Shayne Graham	1	0	1	0	0-0	0	0	0
Anthony Mitchell	1	0	1	0	0-0	0	0	0
Marcus Wilkins	1	0	1	0	0-0	0	0	0

MISCELLANEOUS DEFENSE*	ST	AT	TT	FF	FR-YDS
T.J. Houshmandzadeh	2	0	2	0	0-0

* NOTE: All defensive statistics above are press box statistics produced at the games.

2009 POSTSEASON STATISTICS

POSTSEASON RECORD: 0-1

HEAD COACH: MARVIN LEWIS
REGULAR-SEASON RECORD: 10-6
 (1ST IN AFC NORTH)

DATE	W-L	SCORE	OPPONENT	ATTENDANCE
1-9-10*	L	14-24	N.Y. JETS	63,686

* AFC Wild Card Playoff

TEAM STATISTICS	BENGALS	OPPONENTS
TOTAL FIRST DOWNS	18	15
Rushing	6	7
Passing	7	8
Penalty	5	0
3rd Down: Made-Att	5-14	3-12
3rd Down Pct.	35.7	25.0
4th Down: Made-Att	0-1	0-0
4th Down Pct.	0.0	—
POSSESSION AVG.	26:58	33:02
TOTAL NET YARDS	281	353
Avg. Per Game	281.0	353.0
Total Plays	61	56
Avg. Per Play	4.6	6.3
NET YARDS RUSHING	171	171
Avg. Per Game	171.0	171.0
Total Rushes	22	41
NET YARDS PASSING	110	182
Avg. Per Game	110.0	182.0
Sacked-Yards Lost	3-36	0-0
Gross Yards	146	182
Att.-Completions	36-18	15-12
Completion Pct.	50.0	80.0
Had Intercepted	1	0
PUNTS-AVG.	4-48.0	7-31.4
Net Punting Avg.	36.5	28.1
PENALTIES-YARDS	6-55	9-76
FUMBLES-BALLS LOST	2-1	0-0
TOUCHDOWNS	2	3
Rushing	1	2
Passing	1	1
Returns	0	0

SCORE BY PERIODS	1	2	3	4	OT	PTS
BENGALS	7	0	0	7	0	14
OPPONENTS	0	14	7	3	0	24

SCORING	TD	TD-R	TD-P	TD-Rt	K-PAT	FG	S	PTS
Cedric Benson	1	1	0	0	—	—	0	6
Laveranues Coles	1	0	1	0	—	—	0	6
Shayne Graham	0	0	0	0	2-2	0-2	0	2
BENGALS	2	1	1	0	2-2	0-2	0	14
OPPONENTS	3	2	1	0	3-3	1-1	0	24

Two-point conversions: BENGALS 0-0 (0-0 R, 0-0 P),
 OPPONENTS 0-0 (0-0 R, 0-0 P).

Fumbles-lost: Laveranues Coles 1-1, Carson Palmer 1-0.
 BENGALS 2-1, OPPONENTS 0-0.

PASSING	ATT	CMP	YDS	CMP%	YDS/ATT	TD	TD%	INT	INT%	LG	SKD-YDS	RAT
Carson Palmer	36	18	146	50.0	4.06	1	2.8	1	2.8	19	3-36	58.3
BENGALS	36	18	146	50.0	4.06	1	2.8	1	2.8	19	3-36	58.3
OPPONENTS	15	12	182	80.0	12.13	1	6.7	0	0.0	45t	0-0	139.4

RUSHING	ATT	YDS	AVG	LG	TD
Cedric Benson	21	169	8.0	47t	1
Carson Palmer	1	2	2.0	2	0
BENGALS	22	171	7.8	47t	1
OPPONENTS	41	171	4.2	39t	2

RECEIVING	REC	YDS	AVG	LG	TD
Laveranues Coles	6	48	8.0	13	1
Quan Cosby	3	26	8.7	14	0
Cedric Benson	3	12	4.0	5	0
Chad Johnson	2	28	14.0	19	0
Andre Caldwell	2	25	12.5	13	0
Brian Leonard	2	7	3.5	6	0
BENGALS	18	146	8.1	19	1
OPPONENTS	12	182	15.2	45t	1

INTERCEPTIONS	NO	YDS	AVG	LG	TD
(none)	0	0	—	—	0
BENGALS	0	0	—	—	0
OPPONENTS	1	20	20.0	20	0

PUNTING	NO	YDS	AVG	NET	TB	IN-20	LG	BLK
Kevin Huber	4	192	48.0	36.5	1	0	56	0
BENGALS	4	192	48.0	36.5	1	0	56	0
OPPONENTS	7	220	31.4	28.1	0	3	37	0

PUNT RETURNS	NO	FC	YDS	AVG	LG	TD
Rico Murray	1	0	23	23.0	23	0
Quan Cosby	0	3	0	—	—	0
BENGALS	1	3	23	23.0	23	0
OPPONENTS	2	1	26	13.0	15	0

KICKOFF RETURNS	NO	YDS	AVG	LG	TD
Brian Leonard	3	54	18.0	25	0
Bernard Scott	2	74	37.0	56	0
BENGALS	5	128	25.6	56	0
OPPONENTS	3	56	18.7	31	0

FIELD GOALS	1-19	20-29	30-39	40-49	50+
Shayne Graham	0-0	0-1	0-1	0-0	0-0
BENGALS	0-0	0-1	0-1	0-0	0-0
OPPONENTS	0-0	1-1	0-0	0-0	0-0

Shayne Graham: (35WL, 28WR).
Opponents: (20G).

DEFENSE*	ST	AT	TT	SKS-YDS	INT-YDS	PD	FF	FR-YDS
Chinedum Ndukwe	7	3	10	0-0	0-0	0	0	0-0
Dhani Jones	4	3	7	0-0	0-0	0	0	0-0
Leon Hall	4	2	6	0-0	0-0	0	0	0-0
Johnathan Joseph	3	2	5	0-0	0-0	0	0	0-0
Tank Johnson	2	3	5	0-0	0-0	0	0	0-0
Jonathan Fanene	4	0	4	0-0	0-0	0	0	0-0
Chris Crocker	3	1	4	0-0	0-0	0	0	0-0
Keith Rivers	3	1	4	0-0	0-0	0	0	0-0
Brandon Johnson	1	3	4	0-0	0-0	2	0	0-0
Domata Peko	1	3	4	0-0	0-0	0	0	0-0
Robert Geathers	1	2	3	0-0	0-0	0	0	0-0
Morgan Trent	1	1	2	0-0	0-0	0	0	0-0

SPECIAL TEAMS*	ST	AT	TT	FF	FR-YDS	BP	BFG	BXP
Michael Johnson	1	1	2	0	0-0	0	0	0
Keith Rivers	1	0	1	0	0-0	0	0	0
Dan Skuta	1	0	1	0	0-0	0	0	0
Brandon Johnson	0	1	1	0	0-0	0	0	0
Brian Leonard	0	1	1	0	0-0	0	0	0
Morgan Trent	0	1	1	0	0-0	0	0	0

MISCELLANEOUS DEFENSE*	ST	AT	TT	FF	FR-YDS
J.P. Foschi	1	0	1	0	0-0
Dennis Roland	1	0	1	0	0-0

* NOTE: All defensive statistics above are press box statistics produced at the games.

2011 POSTSEASON STATISTICS

POSTSEASON RECORD: 0-1

HEAD COACH: MARVIN LEWIS
REGULAR-SEASON RECORD: 9-7
 (3RD IN AFC NORTH; WILD CARD QUALIFIER)

DATE	W-L	SCORE	OPPONENT	ATTENDANCE
1-7-12*	L	10-31	at Houston	71,725

* AFC Wild Card Playoff

TEAM STATISTICS	BENGALS	OPPONENTS
TOTAL FIRST DOWNS	21	19
Rushing	8	9
Passing	11	9
Penalty	2	1
3rd Down: Made-Att	6-13	6-12
3rd Down Pct.	46.2	50.0
4th Down: Made-Att	0-2	0-0
4th Down Pct.	0.0	—
POSSESSION AVG.	30:17	29:43
TOTAL NET YARDS	300	340
Avg. Per Game	300.0	340.0
Total Plays	65	57
Avg. Per Play	4.6	6.0
NET YARDS RUSHING	76	188
Avg. Per Game	76.0	188.0
Total Rushes	19	35
NET YARDS PASSING	224	152
Avg. Per Game	224.0	152.0
Sacked-Yards Lost	4-33	2-7
Gross Yards	257	159
Att.-Completions	42-27	20-11
Completion Pct.	64.3	55.0
Had Intercepted	3	0
PUNTS-AVG.	3-48.3	5-50.2
Net Punting Avg.	44.3	42.2
PENALTIES-YARDS	3-25	5-87
FUMBLES-BALLS LOST	1-0	0-0
TOUCHDOWNS	1	4
Rushing	1	2
Passing	0	1
Returns	0	1

SCORE BY PERIODS	1	2	3	4	OT	PTS
BENGALS	7	3	0	0	0	10
OPPONENTS	7	10	7	7	0	31

SCORING	TD	TD-R	TD-P	TD-Rt	K-PAT	FG	S	PTS
Cedric Benson	1	1	0	0	—	—	—	6
Mike Nugent	0	0	0	0	1-1	1-2	0	4
BENGALS	1	1	0	0	1-1	1-2	0	10
OPPONENTS	4	2	1	1	4-4	1-1	0	31

Two-point conversions: None. BENGALS 0-0 (0-0 R, 0-0 P), OPPONENTS 0-0 (0-0 R, 0-0 P).

Fumbles-lost: Andy Dalton 1-0. BENGALS 1-0, OPPONENTS 0-0.

PASSING	ATT	CMP	YDS	CMP%	YDS/ATT	TD	TD%	INT	INT%	LG	SKD-YDS	RAT
Andy Dalton	42	27	257	64.3	6.12	0	0.0	3	7.1	36	4-33	51.4
BENGALS	42	27	257	64.3	6.12	0	0.0	3	7.1	36	4-33	51.4
OPPONENTS	20	11	159	55.0	7.95	1	5.0	0	0.0	40t	2-7	97.7

RUSHING	ATT	YDS	AVG	LG	TD
Brian Leonard	3	34	11.3	19	0
Andy Dalton	3	17	5.7	15	0
Cedric Benson	7	14	2.0	7	1
Bernard Scott	6	11	1.8	4	0
BENGALS	19	76	4.0	19	1
OPPONENTS	35	188	5.4	42t	2

RECEIVING	REC	YDS	AVG	LG	TD
Brian Leonard	6	36	6.0	16	0
A.J. Green	5	47	9.4	21	0
Jermaine Gresham	5	46	9.2	16	0
Jerome Simpson	3	33	11.0	16	0
Bernard Scott	3	29	9.7	11	0
Ryan Whalen	2	24	12.0	20	0
Donald Lee	1	36	36.0	36	0
Andrew Hawkins	1	8	8.0	8	0
Cedric Benson	1	-2	-2.0	-2	0
BENGALS	27	257	9.5	36	0
OPPONENTS	11	159	14.5	40t	1

INTERCEPTIONS	NO	YDS	AVG	LG	TD
(none)	0	0	—	—	0
BENGALS	0	0	—	—	0
OPPONENTS	3	28	9.3	29t	1

PUNTING	NO	YDS	AVG	NET	TB	IN-20	LG	BLK
Kevin Huber	3	145	48.3	44.3	0	1	55	0
BENGALS	3	145	48.3	44.3	0	1	55	0
OPPONENTS	5	251	50.2	42.2	1	2	56	0

PUNT RETURNS	NO	FC	YDS	AVG	LG	TD
Brandon Tate	3	1	20	6.7	8	0
BENGALS	3	1	20	6.7	8	0
OPPONENTS	3	0	12	4.0	7	0

KICKOFF RETURNS	NO	YDS	AVG	LG	TD
Brandon Tate	1	22	22.0	22	0
BENGALS	1	22	22.0	22	0
OPPONENTS	0	0	—	—	0

FIELD GOALS	1-19	20-29	30-39	40-49	50+
Mike Nugent	0-0	0-0	1-1	0-0	0-1
BENGALS	0-0	0-0	1-1	0-0	0-1
OPPONENTS	0-0	0-0	1-1	0-0	0-0

Mike Nugent: (50WR, 37G).

Opponents: (39G).

DEFENSE*	ST	AT	TT	SKS-YDS	INT-YDS	PD	FF	FR-YDS
Thomas Howard	6	0	6	0-0	0-0	0	0	0-0
Jonathan Fanene	5	1	6	0-0	0-0	1	0	0-0
Reggie Nelson	5	1	6	1-7	0-0	0	0	0-0
Manny Lawson	4	1	5	0-0	0-0	0	0	0-0
Adam Jones	4	0	4	0-0	0-0	0	0	0-0
Domata Peko	4	0	4	0-0	0-0	0	0	0-0
Geno Atkins	3	1	4	1-0	0-0	0	0	0-0
Nate Clements	3	0	3	0-0	0-0	1	0	0-0
Robert Geathers	2	1	3	0-0	0-0	0	0	0-0
Rey Mauluga	1	2	3	0-0	0-0	0	0	0-0
Chris Crocker	2	0	2	0-0	0-0	1	0	0-0
Kelly Jennings	2	0	2	0-0	0-0	0	0	0-0
Frostee Rucker	1	1	2	0-0	0-0	0	0	0-0
Carlos Dunlap	1	0	1	0-0	0-0	0	0	0-0
Dan Skuta	1	0	1	0-0	0-0	0	0	0-0

SPECIAL TEAMS*	ST	AT	TT	FF	FR-YDS	BP	BFG	BXP
Clark Harris	1	0	1	0	0-0	0	0	0
Jeromy Miles	1	0	1	0	0-0	0	0	0
Gibril Wilson	1	0	1	0	0-0	0	0	0

MISCELLANEOUS DEFENSE*	ST	AT	TT	FF	FR-YDS
(none)	0	0	0	0	0-0

* NOTE: All defensive statistics above are press box statistics produced at the games.

2012 POSTSEASON STATISTICS

POSTSEASON RECORD: 0-1

HEAD COACH: MARVIN LEWIS
REGULAR-SEASON RECORD: 10-6
 (2ND IN AFC NORTH; WILD CARD QUALIFIER)

DATE	W-L	SCORE	OPPONENT	ATTENDANCE
1-5-13*	L	13-19	at Houston	71,738

* AFC Wild Card Playoff

TEAM STATISTICS	BENGALS	OPPONENTS
TOTAL FIRST DOWNS	12	24
Rushing	5	8
Passing	5	13
Penalty	2	3
3rd Down: Made-Att	0-9	8-17
3rd Down Pct.	0.0	47.1
4th Down: Made-Att	1-2	0-1
4th Down Pct.	0.0	0.0
POSSESSION AVG.	21:11	38:49
TOTAL NET YARDS	198	420
Avg. Per Game	198.0	420.0
Total Plays	48	77
Avg. Per Play	4.1	5.5
NET YARDS RUSHING	80	158
Avg. Per Game	80.0	158.0
Total Rushes	16	39
NET YARDS PASSING	118	262
Avg. Per Game	118.0	262.0
Sacked-Yards Lost	2-9	0-0
Gross Yards	127	262
Att.-Completions	30-14	38-29
Completion Pct.	46.7	76.3
Had Intercepted	1	1
PUNTS-AVG.	5-46.6	3-42.0
Net Punting Avg.	43.8	38.0
PENALTIES-YARDS	5-51	7-55
FUMBLES-BALLS LOST	1-0	0-0
TOUCHDOWNS	1	1
Rushing	0	1
Passing	0	0
Returns	1	0

SCORE BY PERIODS	1	2	3	4	OT	PTS
BENGALS	0	7	3	3	0	13
OPPONENTS	3	6	7	3	0	19

SCORING	TD	TD-R	TD-P	TD-Rt	K-PAT	FG	S	PTS
Josh Brown	0	0	0	0	1-1	2-2	0	7
Leon Hall	1	0	0	1	—	—	0	6
BENGALS	1	0	0	1	1-1	2-2	0	13
OPPONENTS	1	1	0	0	1-1	4-4	0	19

Two-point conversions: None. BENGALS 0-0 (0-0 R, 0-0 P),
 OPPONENTS 0-0 (0-0 R, 0-0 P).

Fumbles-lost: Brandon Tate 1-0. BENGALS 1-0, OPPONENTS 0-0.

PASSING	ATT	CMP	YDS	CMP%	YDS/ATT	TD	TD%	INT	INT%	LG	SKD-YDS	RAT
Andy Dalton	30	14	127	46.7	4.23	0	0.0	1	3.3	45	2-9	44.7
BENGALS	30	14	127	46.7	4.23	0	0.0	1	3.3	45	2-9	44.7
OPPONENTS	38	29	262	76.3	6.89	0	0.0	1	2.6	22	0-0	83.4

RUSHING	ATT	YDS	AVG	LG	TD
BenJarvus Green-Ellis	11	63	5.7	29	0
Andy Dalton	4	15	3.8	12	0
Brian Leonard	1	2	2.0	2	0
BENGALS	16	80	5.0	29	0
OPPONENTS	39	158	4.1	17	1

RECEIVING	REC	YDS	AVG	LG	TD
A.J. Green	5	80	16.0	45	0
Marvin Jones	3	34	11.3	15	0
Andrew Hawkins	2	15	7.5	8	0
Jermaine Gresham	2	7	3.5	6	0
BenJarvus Green-Ellis	2	-9	-4.5	-3	0
BENGALS	14	127	9.1	45	0
OPPONENTS	29	262	9.0	22	0

INTERCEPTIONS	NO	YDS	AVG	LG	TD
Leon Hall	1	21	21.0	21t	1
BENGALS	1	21	21.0	21t	1
OPPONENTS	1	14	14.0	14	0

PUNTING	NO	YDS	AVG	NET	TB	IN-20	LG	BLK
Kevin Huber	5	233	46.6	43.8	0	3	53	0
BENGALS	5	233	46.6	43.8	0	3	53	0
OPPONENTS	3	126	42.0	38.0	0	1	48	0

PUNT RETURNS	NO	FC	YDS	AVG	LG	TD
Brandon Tate	2	0	12	6.0	12	0
Adam Jones	1	0	0	0.0	0	0
BENGALS	3	0	12	4.0	12	0
OPPONENTS	2	3	14	7.0	11	0

KICKOFF RETURNS	NO	YDS	AVG	LG	TD
Adam Jones	4	103	25.8	34	0
Cedric Peerman	1	10	10.0	10	0
Brandon Tate	1	43	43.0	43	0
BENGALS	6	156	26.0	43	0
OPPONENTS	2	47	23.5	26	0

FIELD GOALS	1-19	20-29	30-39	40-49	50+
Josh Brown	0-0	0-0	1-1	1-1	0-0
BENGALS	0-0	0-0	1-1	1-1	0-0
OPPONENTS	0-0	3-3	0-0	1-1	0-0

Josh Brown: (34G, 47G).

Opponents: (48G, 27G, 22G, 24G).

DEFENSE*	ST	AT	TT	SKS-YDS	INT-YDS	PD	FF	FR-YDS
Reggie Nelson	9	1	10	0-0	0-0	0	0	0-0
Rey Mauluga	6	4	10	0-0	0-0	0	0	0-0
Nate Clements	8	1	9	0-0	0-0	0	0	0-0
Terence Newman	7	0	7	0-0	0-0	1	0	0-0
Vontaze Burfict	4	2	6	0-0	0-0	0	0	0-0
Leon Hall	4	0	4	0-0	1-21	1	0	0-0
Pat Sims	4	0	4	0-0	0-0	0	0	0-0
Domata Peko	3	1	4	0-0	0-0	0	0	0-0
Robert Geathers	2	2	4	0-0	0-0	0	0	0-0
Carlos Dunlap	2	1	3	0-0	0-0	0	0	0-0
Geno Atkins	1	2	3	0-0	0-0	0	0	0-0
Manny Lawson	2	0	2	0-0	0-0	0	0	0-0
Michael Johnson	1	1	2	0-0	0-0	0	0	0-0
Emmanuel Lamur	1	1	2	0-0	0-0	0	0	0-0
Adam Jones	1	0	1	0-0	0-0	1	0	0-0
Dan Skuta	1	0	1	0-0	0-0	0	0	0-0
Wallace Gilberry	0	1	1	0-0	0-0	0	0	0-0

SPECIAL TEAMS*	ST	AT	TT	FF	FR-YDS	BP	BFG	BXP
Ryan Whalen	2	0	2	0	0-0	0	0	0
Clark Harris	1	0	1	0	0-0	0	0	0
Cedric Peerman	1	0	1	0	0-0	0	0	0

MISCELLANEOUS DEFENSE*	ST	AT	TT	FF	FR-YDS
Clint Boling	1	0	1	0	0-0

* NOTE: All defensive statistics above are press box statistics produced at the games.

2013 POSTSEASON STATISTICS

POSTSEASON RECORD: 0-1

HEAD COACH: MARVIN LEWIS
REGULAR-SEASON RECORD: 11-5
 (1ST IN AFC NORTH)

DATE	W-L	SCORE	OPPONENT	ATTENDANCE
1-5-14*	L	10-27	SAN DIEGO	62,277

* AFC Wild Card Playoff

TEAM STATISTICS	BENGALS	OPPONENTS
TOTAL FIRST DOWNS	27	16
Rushing	6	6
Passing	20	9
Penalty	1	1
3rd Down: Made-Att	3-12	4-12
3rd Down Pct.	25.0	33.3
4th Down: Made-Att	1-3	0-0
4th Down Pct.	33.3	0.0
POSSESSION AVG.	30:32	29:28
TOTAL NET YARDS	439	318
Avg. Per Game	439.0	318.0
Total Plays	79	57
Avg. Per Play	5.6	5.6
NET YARDS RUSHING	113	196
Avg. Per Game	113.0	196.0
Total Rushes	25	40
NET YARDS PASSING	326	122
Avg. Per Game	326.0	122.0
Sacked-Yards Lost	3-8	1-6
Gross Yards	334	128
Att.-Completions	51-29	16-12
Completion Pct.	56.9	75.0
Had Intercepted	2	0
PUNTS-AVG.	3-39.3	6-43.2
Net Punting Avg.	32.7	42.2
PENALTIES-YARDS	4-38	5-28
FUMBLES-BALLS LOST	3-2	0-0
TOUCHDOWNS	1	3
Rushing	0	2
Passing	1	1
Returns	0	0

SCORE BY PERIODS	1	2	3	4	OT	PTS
BENGALS	0	10	0	0	0	10
OPPONENTS	7	0	10	10	0	27

SCORING	TD	TD-R	TD-P	TD-Rt	K-PAT	FG	S	PTS
Jermaine Gresham	1	0	1	0	—	—	0	6
Mike Nugent	0	0	0	0	1-1	1-1	0	4
BENGALS	1	0	1	0	1-1	1-1	0	10
OPPONENTS	3	2	1	0	3-3	2-2	0	27

Two-point conversions: None. BENGALS 0-0 (0-0 R, 0-0 P), OPPONENTS 0-0 (0-0 R, 0-0 P).

Fumbles-lost: Andy Dalton 2-1, Giovanni Bernard 1-1. BENGALS 3-2, OPPONENTS 0-0.

PASSING	ATT	CMP	YDS	CMP%	YDS/ATT	TD	TD%	INT	INT%	LG	SKD-YDS	RAT
Andy Dalton	51	29	334	56.9	6.55	1	2.0	2	3.9	49	3-8	67.0
BENGALS	51	29	334	56.9	6.55	1	2.0	2	3.9	49	3-8	67.0
OPPONENTS	16	12	128	75.0	8.00	1	6.3	0	0.0	33	1-6	118.8

RUSHING	ATT	YDS	AVG	LG	TD
Giovani Bernard	12	45	3.8	12	0
BenJarvus Green-Ellis	8	42	5.3	12	0
Andy Dalton	5	26	5.2	12	0
BENGALS	25	113	4.5	12	0
OPPONENTS	40	196	4.9	58t	2

RECEIVING	REC	YDS	AVG	LG	TD
Marvin Jones	8	130	16.3	49	0
Giovani Bernard	7	73	10.4	17	0
Jermaine Gresham	7	64	9.1	13	1
A.J. Green	3	34	11.3	14	0
Andrew Hawkins	3	20	6.7	10	0
Mohamed Sanu	1	13	13.0	13	0
BENGALS	29	334	11.5	49	1
OPPONENTS	12	128	10.7	33	1

INTERCEPTIONS	NO	YDS	AVG	LG	TD
(none)	0	0	—	—	0
BENGALS	0	0	—	—	0
OPPONENTS	2	33	16.5	30	0

PUNTING	NO	YDS	AVG	NET	TB	IN-20	LG	BLK
Zoltan Mesko	3	118	39.3	32.7	1	2	50	0
BENGALS	3	118	39.3	32.7	1	2	50	0
OPPONENTS	6	259	43.2	42.2	0	2	51	0

PUNT RETURNS	NO	FC	YDS	AVG	LG	TD
Brandon Tate	3	3	6	2.0	12	0
BENGALS	3	3	6	2.0	12	0
OPPONENTS	0	2	0	—	—	0

KICKOFF RETURNS	NO	YDS	AVG	LG	TD
Brandon Tate	5	128	25.6	33	0
Cedric Peerman	1	23	23.0	23	0
BENGALS	6	151	25.2	33	0
OPPONENTS	1	23	23.0	23	0

FIELD GOALS	1-19	20-29	30-39	40-49	50+
Mike Nugent	0-0	0-0	0-0	1-1	0-0
BENGALS	0-0	0-0	0-0	1-1	0-0
OPPONENTS	0-0	2-2	0-0	0-0	0-0

Mike Nugent: (46G).
Opponents: (25G, 23G).

DEFENSE*	ST	AT	TT	SKS-YDS	INT-YDS	PD	FF	FR-YDS
Rey Mauluga	12	3	15	0-0	0-0	0	0	0-0
Adam Jones	7	0	7	0-0	0-0	0	0	0-0
Vontaze Burfict	2	5	7	0.5-3	0-0	0	0	0-0
Brandon Thompson	3	2	5	0-0	0-0	0	0	0-0
Reggie Nelson	4	0	4	0-0	0-0	0	0	0-0
Carlos Dunlap	2	2	4	0-0	0-0	0	0	0-0
James Harrison	3	0	3	0-0	0-0	0	0	0-0
Wallace Gilberry	2	1	3	0-0	0-0	0	0	0-0
George Iloka	2	0	2	0-0	0-0	0	0	0-0
Dre Kirkpatrick	2	0	2	0-0	0-0	0	0	0-0
Domata Peko	2	0	2	0-0	0-0	0	0	0-0
Chris Crocker	1	1	2	0.5-3	0-0	0	0	0-0
Michael Johnson	1	0	1	0-0	0-0	0	0	0-0

SPECIAL TEAMS*	ST	AT	TT	FF	FR-YDS	BP	BFG	BXP
Vincent Rey	1	0	1	0	0-0	0	0	0

MISCELLANEOUS DEFENSE*	ST	AT	TT	FF	FR-YDS
Giovani Bernard	1	0	1	0	0-0
Tyler Eifert	1	0	1	0	0-0
Marvin Jones	1	0	1	0	0-0
Mohamed Sanu	1	0	1	0	0-0

* NOTE: All defensive statistics above are press box statistics produced at the games.

2014 POSTSEASON STATISTICS

POSTSEASON RECORD: 0-1

HEAD COACH: MARVIN LEWIS
REGULAR-SEASON RECORD: 10-5-1
 (2ND IN AFC NORTH; WILD CARD QUALIFIER)

DATE	W-L	SCORE	OPPONENT	ATTENDANCE
1-4-15*	L	10-26	at Indianapolis	63,385

* AFC Wild Card Playoff

TEAM STATISTICS	BENGALS	OPPONENTS
TOTAL FIRST DOWNS	14	22
Rushing.....	6	6
Passing.....	7	15
Penalty.....	1	1
3rd Down: Made-Att.....	6-15	6-14
3rd Down Pct.....	40.0	42.9
4th Down: Made-Att.....	0-0	0-0
4th Down Pct.....	0.0	0.0
POSSESSION AVG.....	25:50	34:10
TOTAL NET YARDS	254	482
Avg. Per Game.....	254.0	482.0
Total Plays.....	59	70
Avg. Per Play.....	4.3	6.9
NET YARDS RUSHING	110	114
Avg. Per Game.....	110.0	114.0
Total Rushes.....	21	25
NET YARDS PASSING	144	368
Avg. Per Game.....	144.0	368.0
Sacked-Yards Lost.....	3-11	1-8
Gross Yards.....	155	376
Att.-Completions.....	35-18	44-31
Completion Pct.....	51.4	70.5
Had Intercepted.....	0	0
PUNTS-AVG	8-47.5	4-51.5
Net Punting Avg.....	43.1	36.5
PENALTIES-YARDS	6-45	9-66
FUMBLES-BALLS LOST	1-1	2-1
TOUCHDOWNS	1	2
Rushing.....	1	1
Passing.....	0	1
Returns.....	0	0

SCORE BY PERIODS	1	2	3	4	OT	PTS
BENGALS.....	7	3	0	0	0	10
OPPONENTS.....	7	6	10	3	0	26

SCORING	TD	TD-R	TD-P	TD-Rt	K-PAT	FG	S	PTS
Jeremy Hill.....	1	1	0	0	—	—	0	6
Mike Nugent.....	0	0	0	0	1-1	1-1	0	4
BENGALS.....	1	1	0	0	1-1	1-1	0	10
OPPONENTS.....	2	1	1	0	2-2	4-4	0	26

Two-point conversions: None. BENGALS 0-0 (0-0 R, 0-0 P), OPPONENTS 0-0 (0-0 R, 0-0 P).

Fumbles-lost: Andy Dalton 1-1. BENGALS 1-1, OPPONENTS 2-1.

PASSING	ATT	CMP	YDS	CMP%	YDS/ATT	TD	TD%	INT	INT%	LG	SKD-YDS	RAT
Andy Dalton.....	35	18	155	51.4	4.43	0	0.0	0	0.0	26	3-11	63.4
BENGALS.....	35	18	155	51.4	4.43	0	0.0	0	0.0	26	3-11	63.4
OPPONENTS.....	44	31	376	70.5	8.55	1	2.3	0	0.0	45	1-8	104.0

RUSHING	ATT	YDS	AVG	LG	TD
Jeremy Hill.....	13	47	3.6	18	1
Andy Dalton.....	4	34	8.5	16	0
Rex Burkhead.....	1	23	23.0	23	0
Giovani Bernard.....	3	6	2.0	6	0
BENGALS.....	21	110	5.2	23	1
OPPONENTS.....	25	114	4.6	27	1

RECEIVING	REC	YDS	AVG	LG	TD
Giovani Bernard.....	8	46	5.8	13	0
Ryan Hewitt.....	3	37	12.3	14	0
Rex Burkhead.....	3	34	11.3	26	0
Mohamed Sanu.....	3	31	10.3	11	0
Kevin Brock.....	1	7	7.0	7	0
BENGALS.....	18	155	8.6	26	0
OPPONENTS.....	31	376	12.1	45	1

INTERCEPTIONS	NO	YDS	AVG	LG	TD
(none).....	0	0	—	—	0
BENGALS.....	0	0	—	—	0
OPPONENTS.....	0	0	—	—	0

PUNTING	NO	YDS	AVG	NET	TB	IN-20	LG	BLK
Kevin Huber.....	8	380	47.5	43.1	0	3	62	0
BENGALS.....	8	380	47.5	43.1	0	3	62	0
OPPONENTS.....	4	206	51.5	36.5	2	0	68	0

PUNT RETURNS	NO	FC	YDS	AVG	LG	TD
Brandon Tate.....	1	0	19	19.0	19	0
Adam Jones.....	1	0	1	1.0	1	0
BENGALS.....	2	0	20	10.0	19	0
OPPONENTS.....	5	2	35	7.0	15	0

KICKOFF RETURNS	NO	YDS	AVG	LG	TD
Adam Jones.....	3	80	26.7	32	0
BENGALS.....	3	80	26.7	32	0
OPPONENTS.....	3	76	25.3	38	0

FIELD GOALS	1-19	20-29	30-39	40-49	50+
Mike Nugent.....	0-0	0-0	0-0	0-0	1-1
BENGALS.....	0-0	0-0	0-0	0-0	1-1
OPPONENTS.....	0-0	2-2	1-1	0-0	1-1

Mike Nugent: (57G).
Opponents: (38G, 29G, 22G, 53G).

DEFENSE*	ST	AT	TT	SKS-YDS	INT-YDS	PD	FF	FR-YDS
Vincent Rey.....	5	6	11	0-0	0-0	0	1	0-0
Emmanuel Lamur.....	6	0	6	0-0	0-0	0	0	0-0
Adam Jones.....	4	2	6	0-0	0-0	0	0	0-0
Reggie Nelson.....	4	1	5	0-0	0-0	0	0	1-6
Marquis Flowers.....	3	2	5	0-0	0-0	0	0	0-0
George Iloka.....	2	3	5	0-0	0-0	0	0	0-0
Brandon Thompson.....	2	2	4	0-0	0-0	0	0	0-0
Terence Newman.....	3	0	3	0-0	0-0	1	0	0-0
Geno Atkins.....	2	1	3	0.5-4	0-0	0	0	0-0
Dre Kirkpatrick.....	2	1	3	0-0	0-0	1	0	0-0
Domata Peko.....	1	2	3	0-0	0-0	0	0	0-0
Darqueze Dennard.....	2	0	2	0-0	0-0	0	1	0-0
Rey Mauluga.....	2	0	2	0-0	0-0	1	0	0-0
Carlos Dunlap.....	1	1	2	0-0	0-0	0	0	0-0
Leon Hall.....	1	1	2	0-0	0-0	1	0	0-0
Wallace Gilberry.....	0	2	2	0-0	0-0	0	0	0-0
Margus Hunt.....	0	2	2	0.5-4	0-0	0	0	0-0

SPECIAL TEAMS*	ST	AT	TT	FF	FR-YDS	BP	BFG	BXP
Clark Harris.....	1	2	3	0	0-0	0	0	0
Taylor Mays.....	2	0	2	0	0-0	0	0	0
Cedric Peerman.....	0	2	2	0	0-0	0	0	0
Ryan Hewitt.....	1	0	1	0	0-0	0	0	0
Dre Kirkpatrick.....	1	0	1	0	0-0	0	0	0
Nico Johnson.....	0	1	1	0	0-0	0	0	0
Shawn Williams.....	0	1	1	0	0-0	0	0	0

MISCELLANEOUS DEFENSE*	ST	AT	TT	FF	FR-YDS
Clint Boling.....	1	0	1	0	0-0

* NOTE: All defensive statistics above are press box statistics produced at the games.

2015 POSTSEASON STATISTICS

POSTSEASON RECORD: 0-1

HEAD COACH: MARVIN LEWIS
REGULAR-SEASON RECORD: 12-4
 (1ST IN AFC NORTH)

DATE	W-L	SCORE	OPPONENT	ATTENDANCE
1-9-16*	L	16-18	PITTSBURGH	63,257

* AFC Wild Card Playoff

TEAM STATISTICS	BENGALS	OPPONENTS
TOTAL FIRST DOWNS	19	21
Rushing	5	6
Passing	11	10
Penalty	3	5
3rd Down: Made-Att	5-15	2-13
3rd Down Pct.	33.3	15.4
4th Down: Made-Att	1-1	1-1
4th Down Pct.	100.0	100.0
POSSESSION AVG	29:23	30:37
TOTAL NET YARDS	279	369
Avg. Per Game	279.0	369.0
Total Plays	68	69
Avg. Per Play	4.1	5.3
NET YARDS RUSHING	91	167
Avg. Per Game	91.0	167.0
Total Rushes	24	29
NET YARDS PASSING	188	202
Avg. Per Game	188.0	202.0
Sacked-Yards Lost	3-24	4-38
Gross Yards	212	240
Att.-Completions	41-23	36-20
Completion Pct.	56.1	55.6
Had Intercepted	1	1
PUNTS-AVG	6-42.5	7-41.9
Net Punting Avg.	6-41.2	7-37.0
PENALTIES-YARDS	8-79	10-142
FUMBLES-BALLS LOST	5-3	2-1
TOUCHDOWNS	2	1
Rushing	1	0
Passing	1	1
Returns	0	0

SCORE BY PERIODS	1	2	3	4	OT	PTS
BENGALS	0	0	0	16	0	16
OPPONENTS	0	6	9	3	0	18

SCORING	TD	TD-R	TD-P	TD-Rt	K-PAT	FG	S	PTS
A.J. Green	1	0	1	0	—	—	0	6
Jeremy Hill	1	1	0	0	—	—	0	6
Mike Nugent	0	0	0	0	1-1	1-1	0	4
BENGALS	2	1	1	0	1-1	1-1	0	16
OPPONENTS	1	0	1	0	0-0	4-4	0	18

Two-point conversions: None. BENGALS 0-1 (0-1 R, 0-0 P), OPPONENTS 0-1 (0-0 R, 0-1 P).

Fumbles-lost: AJ McCarron 3-1, Giovanni Bernard 1-1, Jeremy Hill 1-1. BENGALS 5-3 OPPONENTS 2-1.

PASSING	ATT	CMP	YDS	CMP%	YDS/ATT	TD	TD%	INT	INT%	LG	SKD-YDS	RAT
AJ McCarron	41	23	212	56.1	5.17	1	2.4	1	2.4	25t	3-24	68.3
BENGALS	41	23	212	56.1	5.17	1	2.4	1	2.4	25t	3-24	68.3
OPPONENTS	36	20	240	55.6	6.67	1	2.8	1	2.8	60	4-38	73.8

RUSHING	ATT	YDS	AVG	LG	TD
Jeremy Hill	12	50	4.2	38	1
Giovanni Bernard	6	28	4.7	14	0
AJ McCarron	5	9	1.8	6	0
Rex Burkhead	1	4	4.0	4	0
BENGALS	24	91	3.8	38	1
OPPONENTS	29	167	5.8	44	0

RECEIVING	REC	YDS	AVG	LG	TD
A.J. Green	5	71	14.2	25t	1
Tyler Eifert	5	58	11.6	18	0
Marvin Jones	4	32	8.0	13	0
Jeremy Hill	3	27	9.0	13	0
Mohamed Sanu	3	17	5.7	8	0
Giovanni Bernard	2	2	1.0	4	0
Rex Burkhead	1	5	5.0	5	0
BENGALS	23	212	9.2	25t	1
OPPONENTS	20	240	12.0	60	1

INTERCEPTIONS	NO	YDS	AVG	LG	TD
Vontaze Burfict	1	0	0.0	0	0
BENGALS	1	0	0.0	0	0
OPPONENTS	1	35	35.0	35	0

PUNTING	NO	YDS	AVG	NET	TB	IN-20	LG	BLK
Kevin Huber	6	255	42.5	41.2	0	3	51	0
BENGALS	6	255	42.5	41.2	0	3	51	0
OPPONENTS	7	293	41.9	37.0	0	3	47	0

PUNT RETURNS	NO	FC	YDS	AVG	LG	TD
Adam Jones	1	1	24	24.0	24	0
Brandon Tate	1	2	10	10.0	10	0
BENGALS	2	3	34	17.0	24	0
OPPONENTS	2	2	8	4.0	6	0

KICKOFF RETURNS	NO	YDS	AVG	LG	TD
Adam Jones	2	50	25.0	28	0
BENGALS	2	50	25.0	28	0
OPPONENTS	1	16	16.0	16	0

FIELD GOALS	1-19	20-29	30-39	40-49	50+
Mike Nugent	0-0	0-0	1-1	0-0	0-0
BENGALS	0-0	0-0	1-1	0-0	0-0
OPPONENTS	0-0	0-0	4-4	0-0	0-0

Mike Nugent: (36G).

Opponents: (39G, 30G, 34G, 35G).

DEFENSE*	ST	AT	TT	SKS-YDS	INT-YDS	PD	FF	FR-YDS
Rey Mauluga	7	3	10	0-0	0-0	0	0	0-0
Vontaze Burfict	5	1	6	1-12	1-0	1	1	0-0
Shawn Williams	5	0	5	0-0	0-0	0	1	0-0
George Iloka	4	1	5	0-0	0-0	0	0	1-0
Michael Johnson	4	1	5	0-0	0-0	0	0	0-0
Geno Atkins	3	0	3	1-5	0-0	0	0	0-0
Reggie Nelson	3	0	3	1-10	0-0	0	0	0-0
Derron Smith	3	0	3	0-0	0-0	0	0	0-0
Dre Kirkpatrick	2	1	3	0-0	0-0	0	0	0-0
Chris Lewis-Harris	2	1	3	0-0	0-0	1	0	0-0
Carlos Dunlap	1	2	3	0.5-5.5	0-0	1	0	0-0
Leon Hall	2	0	2	0-0	0-0	1	0	0-0
Adam Jones	1	1	2	0-0	0-0	0	0	0-0
Vincent Rey	1	1	2	0-0	0-0	1	0	0-0
Will Clarke	1	0	1	0-0	0-0	0	0	0-0
A.J. Hawk	1	0	1	0-0	0-0	0	0	0-0
Wallace Gilberry	0	1	1	0-0	0-0	0	0	0-0
Pat Sims	0	1	1	0.5-5.5	0-0	1	0	0-0

SPECIAL TEAMS*	ST	AT	TT	FF	FR-YDS	BP	BFG	BXP
P.J. Dawson	1	0	1	0	0-0	0	0	0
Rex Burkhead	0	1	1	0	0-0	0	0	0
Chris Lewis-Harris	0	1	1	0	0-0	0	0	0
Trevor Roach	0	1	1	0	0-0	0	0	0
Josh Shaw	0	1	1	0	0-0	0	0	0

MISCELLANEOUS DEFENSE*	ST	AT	TT	FF	FR-YDS
Clint Boling	1	1	2	0	0-0
Giovanni Bernard	1	0	1	0	0-0
A.J. Green	0	1	1	0	0-0

* NOTE: All defensive statistics above are press box statistics produced at the games.

2021 POSTSEASON STATISTICS

POSTSEASON RECORD: 3-1

HEAD COACH: ZAC TAYLOR
REGULAR-SEASON RECORD: 10-7
 (1ST IN AFC NORTH)

DATE	W-L	SCORE	OPPONENT	ATTENDANCE
1-15-22*	W	26-19	LAS VEGAS	66,277
1-22-22**	W	19-16	at Tennessee	69,242
1-30-22***	W	27-24 (OT)	at Kansas City	73,377
2-13-22###	L	20-23	L.A. RAMS	70,048

* AFC Wild Card Playoff
 ** AFC Divisional Playoff
 *** AFC Championship
 ### Super Bowl LVI (at SoFi Stadium in Inglewood, Calif.)

TEAM STATISTICS

	BENGALS	OPPONENTS
TOTAL FIRST DOWNS	71	81
Rushing	21	19
Passing	49	55
Penalty	1	7
3rd Down: Made-Att	23-55	21-53
3rd Down Pct.	41.8	39.6
4th Down: Made-Att	2-4	2-4
4th Down Pct.	50.0	50.0
POSSESSION AVG.	31:51	28:09
TOTAL NET YARDS	1317	1426
Avg. Per Game	329.3	356.5
Total Plays	252	256
Avg. Per Play	5.2	5.6
NET YARDS RUSHING	343	425
Avg. Per Game	85.8	106.3
Total Rushes	90	88
NET YARDS PASSING	974	1001
Avg. Per Game	243.5	250.3
Sacked-Yards Lost	19-137	10-87
Gross Yards	1111	1088
Att.-Completions	143-98	158-96
Completion Pct.	68.5	60.8
Had Intercepted	2	8
PUNTS-AVG.	16-42.1	16-45.9
Net Punting Avg.	16-40.3	16-38.7
PENALTIES-YARDS	21-163	13-82
FUMBLES-BALLS LOST	0-0	4-1
TOUCHDOWNS	7	9
Rushing	1	1
Passing	6	8
Returns	0	0

SCORE BY PERIODS

	1	2	3	4	OT	PTS
BENGALS	22	27	31	9	3	92
OPPONENTS	17	36	13	16	0	82

SCORING

	TD	TD-R	TD-P	TD-Rt	K-PAT	FG	S	PTS
Evan McPherson	0	0	0	0	6-6	14-14	0	48
Tee Higgins	2	0	2	0	—	—	0	12
Tyler Boyd	1	0	1	0	—	—	0	6
Ja'Marr Chase	1	0	1	0	—	—	0	6
Joe Mixon	1	1	0	0	—	—	0	6
Samaje Perine	1	0	1	0	—	—	0	6
C.J. Uzomah	1	0	1	0	—	—	0	6
Trent Taylor	0	0	0	0	—	—	0	2
BENGALS	7	1	6	0	6-6	14-14	0	92
OPPONENTS	9	1	8	0	7-7	7-7	0	82

Two-point conversions: Trent Taylor 1. BENGALS 1-1 (0-0 R, 1-1 P), OPPONENTS 0-2 (0-1 R, 0-1 P).

Fumbles-lost: None. BENGALS 0-0, OPPONENTS 4-1.

PASSING	ATT	CMP	YDS	CMP%	YDS/ATT	TD	TD%	INT	INT%	LG	SKD-YDS	RAT
Joe Burrow	142	97	1105	68.3	7.78	5	3.5	2	1.4	75t	19-137	97.3
Joe Mixon	1	1	6	100.0	6.00	1	100.0	0	0.0	6t	0-0	131.3
BENGALS	143	98	1111	68.5	7.77	6	4.2	2	1.4	75t	19-137	99.7
OPPONENTS	158	96	1088	60.8	6.89	8	5.1	8	5.1	44	10-87	77.2

RUSHING	ATT	YDS	AVG	LG	TD
Joe Mixon	67	262	3.9	23	1
Ja'Marr Chase	6	32	5.3	15	0
Joe Burrow	11	31	2.8	11	0
Chris Evans	2	13	6.5	9	0
Tyler Boyd	1	3	3.0	3	0
Samaje Perine	3	2	0.7	2	0
BENGALS	90	343	3.8	23	1
OPPONENTS	88	425	4.8	45	1

RECEIVING	REC	YDS	AVG	LG	TD
Ja'Marr Chase	25	368	14.7	57	1
Tee Higgins	18	309	17.2	75t	2
Joe Mixon	18	107	5.9	21	0
C.J. Uzomah	15	146	9.7	32	1
Tyler Boyd	15	110	7.3	16	1
Samaje Perine	4	47	11.8	41t	1
Mike D. Thomas	1	17	17.0	17	0
Drew Sample	1	4	4.0	4	0
Chris Evans	1	3	3.0	3	0
BENGALS	98	1111	11.3	75t	6
OPPONENTS	96	1088	11.3	44	8

INTERCEPTIONS	NO	YDS	AVG	LG	TD
Jessie Bates III	2	0	0.0	0	0
Mike Hilton	1	19	19.0	19	0
Vonn Bell	1	5	5.0	5	0
B.J. Hill	1	3	3.0	3	0
Germaine Pratt	1	2	2.0	2	0
Chidobe Awuzie	1	1	1.0	1	0
Logan Wilson	1	0	0.0	0	0
BENGALS	8	30	3.8	19	0
OPPONENTS	2	15	7.5	15	0

PUNTING	NO	YDS	AVG	NET	TB	IN-20	LG	BLK
Kevin Huber	16	674	42.1	40.3	0	4	57	0
BENGALS	16	674	42.1	40.3	0	4	57	0
OPPONENTS	16	735	45.9	38.7	2	7	58	0

PUNT RETURNS	NO	FC	YDS	AVG	LG	TD
Trent Taylor	6	5	76	12.7	20	0
BENGALS	6	5	76	12.7	20	0
OPPONENTS	8	5	30	3.8	12	0

KICKOFF RETURNS	NO	YDS	AVG	LG	TD
Chris Evans	9	211	23.4	32	0
BENGALS	9	211	23.4	32	0
OPPONENTS	8	154	19.3	35	0

FIELD GOALS	1-19	20-29	30-39	40-49	50+
Evan McPherson	0-0	2-2	7-7	2-2	3-3
BENGALS	0-0	2-2	7-7	2-2	3-3
OPPONENTS	0-0	2-2	2-2	3-3	0-0

Evan McPherson: (31G, 30G, 43G, 28G), (38G, 45G, 54G, 52G), (32G, 31G, 52G, 31G), (29G, 38G).

Opponents: (47G, 28G, 34G, 28G), (34G), (44G), (41G).

DEFENSE*	ST	AT	TT	SKS-YDS	INT-YDS	PD	FF	FR-YDS
Logan Wilson	26	13	39	0-0	1-0	3	0	0-0
Germaine Pratt	20	9	29	0-0	1-2	1	0	0-0
Chidobe Awuzie	16	8	24	0-0	1-1	1	0	0-0
Vonn Bell	17	6	23	1-7	1-5	1	0	0-0
Sam Hubbard	13	9	22	3-29	0-0	1	1	0-0
Eli Apple	15	6	21	0-0	0-0	3	0	0-0
Jessie Bates III	11	9	20	0-0	2-0	6	0	0-0
Mike Hilton	8	5	13	0-0	1-19	4	0	0-0
B.J. Hill	6	7	13	1.5-11.5	1-3	1	0	0-0
DJ Reader	7	5	12	1-6	0-0	0	0	0-0
Trey Hendrickson	5	3	8	3.5-33.5	0-0	0	1	0-0
Tre Flowers	6	1	7	0-0	0-0	2	0	0-0
Khalid Kareem	2	1	3	0-0	0-0	0	0	0-0
Markus Bailey	1	2	3	0-0	0-0	0	0	0-0
Zach Kerr	1	0	1	0-0	0-0	0	0	0-0
Cam Sample	1	0	1	0-0	0-0	0	0	0-0
Larry Ogunjobi	0	0	0	0-0	0-0	0	0	1-11

SPECIAL TEAMS*	ST	AT	TT	FF	FR-YDS	BP	BFG	BXP
Tre Flowers	4	0	4	0	0-0	0	0	0
Markus Bailey	3	0	3	0	0-0	0	0	0
Michael J. Thomas	3	0	3	0	0-0	0	0	0
Mike D. Thomas	2	1	3	0	0-0	0	0	0
Ricardo Allen	1	0	1	0	0-0	0	0	0
Chris Evans	1	0	1	0	0-0	0	0	0
Clay Johnston	1	0	1	0	0-0	0	0	0

MISCELLANEOUS DEFENSE*	ST	AT	TT	FF	FR-YDS
Ja'Marr Chase	1	0	1	0	0-0
Samaje Perine	1	0	1	0	0-0

* NOTE: All defensive statistics above are press box statistics produced at the games.

2022 POSTSEASON STATISTICS

RECORD: 2-1

HEAD COACH: ZAC TAYLOR
REGULAR-SEASON RECORD: 12-4
 (1ST IN AFC NORTH)

DATE	W-L	SCORE	OPPONENT	ATTENDANCE
1-15-23*	W	24-17	BALTIMORE	66,399
1-22-23**	W	27-10	at Buffalo	70,733
1-29-23***	L	20-23	at Kansas City	73,426

* AFC Wild Card Playoff
 ** AFC Divisional Playoff
 *** AFC Championship

TEAM STATISTICS	BENGALS	OPPONENTS
TOTAL FIRST DOWNS	66	65
Rushing	24	18
Passing	36	42
Penalty	6	5
3rd Down: Made-Att.	19-37	15-37
3rd Down Pct.	51.4	40.5
4th Down: Made-Att.	1-1	4-6
4th Down Pct.	100.0	66.7
POSSESSION AVG.	29:32	30:28
TOTAL NET YARDS	955	1046
Avg. Per Game	318.3	348.7
Total Plays	188	194
Avg. Per Play	5.1	5.4
NET YARDS RUSHING	294	261
Avg. Per Game	98.0	87.0
Total Rushes	69	74
NET YARDS PASSING	661	785
Avg. Per Game	220.3	261.7
Sacked-Yards Lost	10-60	6-31
Gross Yards	721	816
Att.-Completions	109-72	114-71
Completion Pct.	66.1	62.3
Had Intercepted	2	2
PUNTS-AVG.	9-46.7	11-42.9
Net Punting Avg.	9-39.2	11-39.4
PENALTY-YARDS	18-122	16-151
FUMBLES-BALLS LOST	2-1	4-2
TOUCHDOWNS	8	5
Rushing	3	1
Passing	4	4
Returns	1	0

SCORE BY PERIODS	1	2	3	4	OT	PTS
BENGALS	17	15	22	17	0	71
OPPONENTS	3	27	17	3	0	50

SCORING	TD	TD-R	TD-P	TD-Rt	K-PAT	FG	S	PTS
Evan McPherson	0	0	0	0	6-7	5-5	0	21
Ja'Marr Chase	2	0	2	0	—	—	0	12
Tee Higgins	1	0	1	0	—	—	0	8
Joe Burrow	1	1	0	0	—	—	0	6
Sam Hubbard	1	0	0	1	—	—	0	6
Hayden Hurst	1	0	1	0	—	—	0	6
Joe Mixon	1	1	0	0	—	—	0	6
Samaje Perine	1	1	0	0	—	—	0	6
BENGALS	8	3	4	1	6-7	5-5	0	71
OPPONENTS	5	1	4	0	5-5	5-5	0	50

Two-point conversions: Tee Higgins 1. BENGALS 1-1 (0-0 R, 1-1 P), OPPONENTS 0-0 (0-0 R, 0-0 P).

Fumbles-lost: Hayden Hurst 1-1, Trent Taylor 1-0. BENGALS 2-1, OPPONENTS 4-2.

PASSING	ATT	CMP	YDS	CMP%	YDS/ATT	TD	TD%	INT	INT%	LG	SKD-YDS	RAT
Joe Burrow	109	72	721	66.1	6.61	4	3.7	2	1.8	35	10-60	89.3
BENGALS	109	72	721	66.1	6.61	4	3.7	2	1.8	35	10-60	89.3
OPPONENTS	114	71	816	62.3	7.16	4	3.5	2	1.8	41t	6-31	88.2

RUSHING	ATT	YDS	AVG	LG	TD
Joe Mixon	39	163	4.2	16	1
Joe Burrow	15	70	4.7	21	1
Samaje Perine	14	58	4.1	11	1
Ja'Marr Chase	1	3	3.0	3	0
BENGALS	69	294	4.3	21	3
OPPONENTS	74	261	3.5	35	1

RECEIVING	REC	YDS	AVG	LG	TD
Ja'Marr Chase	20	220	11.0	35	2
Tee Higgins	13	148	11.4	27t	1
Hayden Hurst	13	141	10.8	23	1
Joe Mixon	8	50	6.3	13	0
Samaje Perine	8	35	4.4	11	0
Tyler Boyd	6	89	14.8	24	0
Trenton Irwin	2	19	9.5	13	0
Mitchell Wilcox	2	19	9.5	10	0
BENGALS	72	721	10.0	35	4
OPPONENTS	71	816	11.5	41t	4

INTERCEPTIONS	NO	YDS	AVG	LG	TD
Akeem Davis-Gaither	1	0	0.0	0	0
Cam Taylor-Britt	1	0	0.0	0	0
BENGALS	2	0	0.0	0	0
OPPONENTS	2	6	3.0	10	0

PUNTING	NO	YDS	AVG	NET	TB	IN-20	LG	BLK
Drue Chrisman	9	420	46.7	39.2	0	3	54	0
BENGALS	9	420	46.7	39.2	0	3	54	0
OPPONENTS	11	472	42.9	39.4	0	6	53	0

PUNT RETURNS	NO	FC	YDS	AVG	LG	TD
Trent Taylor	5	3	39	7.8	14	0
BENGALS	5	3	39	7.8	14	0
OPPONENTS	5	1	67	13.4	29	0

KICKOFF RETURNS	NO	YDS	AVG	LG	TD
Trayveon Williams	4	93	23.3	29	0
Trenton Irwin	1	8	8.0	8	0
Trent Taylor	1	18	18.0	16	0
BENGALS	6	119	19.8	29	0
OPPONENTS	10	218	21.8	29	0

FIELD GOALS	1-19	20-29	30-39	40-49	50+
Evan McPherson	0-0	3-3	2-2	0-0	0-0
BENGALS	0-0	3-3	2-2	0-0	0-0
OPPONENTS	0-0	3-3	0-0	2-2	0-0

Evan McPherson: (39G), (28G, 20G), (30G, 23G).
Opponents: (22G), (25G), (43G, 24G, 45G).

DEFENSE*	ST	AT	TT	SKS-YDS	INT-YDS	PD	FF	FR-YDS
Logan Wilson	15	8	23	0-0	0-0	0	1	0-0
Jessie Bates III	16	4	20	0-0	0-0	0	0	0-0
Germaine Pratt	12	8	20	0-0	0-0	3	0	0-0
Eli Apple	15	3	18	0-0	0-0	1	0	0-0
Vonn Bell	12	5	17	1-3	0-0	0	0	0-0
Mike Hilton	12	3	15	1-8	0-0	2	0	0-0
Cam Taylor-Britt	8	3	11	0-0	1-0	3	0	0-0
B.J. Hill	4	5	9	1-9	0-0	2	0	0-0
DJ Reader	4	8	0	0-0	0-0	1	0	0-0
Zach Carter	3	5	8	0-0	0-0	0	0	0-0
Sam Hubbard	4	3	7	1-2	0-0	0	0	2-98
Joseph Ossai	4	2	6	0-0	0-0	2	0	0-0
Cam Sample	3	3	6	1-0	0-0	1	0	0-0
Josh Tupou	1	5	6	0-0	0-0	0	0	0-0
Trey Hendrickson	1	1	2	0-0	0-0	0	0	0-0
Jay Tufele	0	2	2	0-0	0-0	0	0	0-0
Akeem Davis-Gaither	1	0	1	0-0	1-0	1	0	0-0
(team)	—	—	—	1-9	—	—	—	—

SPECIAL TEAMS*	ST	AT	TT	FF	FR-YDS	BP	BFG	BXP
Akeem Davis-Gaither	4	1	5	0	0-0	0	0	0
Clay Johnston	2	0	2	0	0-0	0	0	0
Markus Bailey	1	1	2	0	0-0	0	0	0
Dax Hill	1	1	2	0	0-0	0	0	0
Cal Adomitis	1	0	1	0	0-0	0	0	0
Joe Bachie	1	0	1	0	0-0	0	0	0
Jalen Davis	1	0	1	0	0-0	0	0	0
Stanley Morgan	1	0	1	0	0-0	0	0	0
Samaje Perine	1	0	1	0	0-0	0	0	0
Trayveon Williams	1	0	1	0	0-0	0	0	0

* NOTE: All defensive statistics above are press box statistics produced at the games.

POSTSEASON GAME SUMMARIES

1970 SEASON

AFC DIVISIONAL PLAYOFF

Baltimore Colts 17, Cincinnati Bengals 0 Saturday, Dec. 26, 1970 at Memorial Stadium

In their first season in the NFL after two in the American Football League, the Bengals made a furious run to reach the playoffs, winning their last seven games after a 1-6 start and claiming the first AFC Central Division title. But the powerful Colts, who would go on to defeat Dallas in Super Bowl V, were too much for Cincinnati. Legendary Baltimore QB Johnny Unitas threw TD passes to WRs Roy Jefferson and Ed Hinton in the first and fourth quarters, and the Baltimore defense came through on a cold, windy day, limiting Cincinnati to 63 yards rushing and 76 passing. Colts rookie RB Norm Bulaich rushed for 116 yards on 25 carries. Jim O'Brien, the Colts kicker from the University of Cincinnati, kicked a 44-yard FG. O'Brien would wind up making the game-winning FG as time expired in Super Bowl V. Cincinnati's lone scoring attempt, a 50-yard FG try by K Horst Muhlmann, was blocked by LB Ray May.

SCORE BY PERIODS	1	2	3	4	OT	PTS.
Cincinnati.....	0	0	0	0	—	0
Baltimore.....	7	3	0	7	—	17

TEAM — SCORING PLAY	QTR.-LEFT
Balt. — Jefferson 45 pass from Unitas (O'Brien kick).....	1-0:59
Balt. — O'Brien 44 field goal.....	2-7:37
Balt. — Hinton 53 pass from Unitas (O'Brien kick).....	4-7:07

Missed FGs: O'Brien (50B, 44WR), Muhlmann (50B).
Attendance: 51,127. **Time:** 2:19.

TEAM STATISTICS	CIN.	BALT.
First downs.....	7	15
Third down conversions-attempts.....	3-14	6-14
Total net yards.....	139	299
Net yards rushing.....	63	170
Net yards passing.....	76	129
Pass attempts-completions-interceptions.....	21-8-1	17-6-0
Sacks against-yards lost.....	3-17	2-16
Punts-average.....	8-39.1	6-38.3
Punt returns-yards.....	2-6	7-28
Kickoff returns-yards.....	3-46	1-0
Penalties-yards.....	1-5	6-63
Fumbles-lost.....	1-0	0-0
Time of possession.....	NA	NA

RUSHING

CIN.	ATT	YDS	LG	TD	BALT.	ATT	YDS	LG	TD
Robinson	5	25	9	0	Bulaich	25	116	13	0
Carter	2	16	9	0	Nowatzke	10	25	6	0
Phillips	10	12	4	0	Unitas	2	18	17	0
Lewis	3	10	9	0	Hill	3	11	8	0
Johnson	2	0	3	0	Jefferson	3	5	8	0
					Havrilak	3	0	1	0
					Hinton	1	-5	-5	0
TOTALS	22	63	9	0	TOTALS	47	170	17	0

PASSING

CIN.	ATT	CMP	YDS	TD-I	BALT.	ATT	CMP	YDS	TD-I
Carter	20	7	64	0-1	Unitas	17	6	145	2-0
Wyche	1	1	29	0-0					
TOTALS	21	8	93	0-1	TOTALS	17	6	145	2-0

RECEIVING

CIN.	NO	YDS	LG	TD	BALT.	NO	YDS	LG	TD
Myers	4	66	29	0	Hinton	3	86	53t	1
Phillips	2	12	6	0	Jefferson	2	51	45t	1
Thomas	1	9	9	0	Mackey	1	8	8	0
Johnson	1	6	6	0					
TOTALS	8	93	29	0	TOTALS	6	145	53t	2

DEFENSE

Cincinnati (press box stats) — **ST-AT-TT:** Bergey 7-7-14, Chomyszak 5-6-11, Avery 5-4-9, Beauchamp 6-2-8, Berry 4-4-8, Dyer 3-5-8, Reid 6-1-7, Carpenter 4-2-6, Parrish 4-0-4, Smith 3-0-3, Roman 2-1-3, Baccaglio 2-0-2, Lamb 1-1-2, Guillory 1-0-1, Johnson 1-0-1, Peterson 1-0-1, Riley 0-1-1. **SKS.-YDS.:** Berry 1-8, Chomyszak 1-8. **INT.-YDS.:** None. **PD:** Riley 2, Berry 1, Chomyszak 1, Parrish 1. **FF:** NA. **FR-YDS.:** None.

Baltimore (press box stats) — **ST-AT-TT:** M.Curtis 5-3-8, Volk 6-1-7, May 5-0-5, Hilton 1-4-5, Duncan 3-1-4, Bi.Smith 3-1-4, Logan 2-1-3, Bu.Smith 2-1-3, Hendricks 1-1-2, Miller 1-1-2, Grant 2-0-2, Gardin 1-0-1, Newsome 1-0-1, Nichols 1-0-1. **SKS.-YDS.:** Bu.Smith 1-9, Miller 1-3, Hilton 0.5-2.5, Bi.Smith 0.5-2.5. **INT.-YDS.:** M.Curtis 1-0. **PD:** Duncan 3, Logan 2, Stukes 2, M.Curtis 1, Volk 1. **FF:** NA. **FR-YDS.:** None.

1973 SEASON

AFC DIVISIONAL PLAYOFF

Miami Dolphins 34, Cincinnati Bengals 16 Sunday, Dec. 23, 1973 at the Orange Bowl

As was the case in their first postseason appearance three years earlier, the Bengals lost in the opening playoff round to the team that would go on to win the Super Bowl. The Bengals had tied Pittsburgh at 10-4 atop the AFC Central Division and won the title by virtue of a better AFC record. Miami took the first step toward a Super Bowl VIII win over Minnesota by outgaining Cincinnati 400-194 in net yards and posting 27 first downs to Cincinnati's 11. Cincinnati trailed only 21-16 at halftime after being down 21-3 midway through the second quarter, but the Dolphins shut out Cincinnati in the second half while getting a seven-yard TD pass from QB Bob Griese to TE Jim Mandich and a pair of FGs from K Garo Yepremian. Miami RB Mercury Morris rushed for 106 yards on 20 carries and FB Larry Csonka had 71 yards on 20 carries. The Bengals did not score an offensive TD, getting their only TD on a 45-yard INT return by S Neal Craig. Horst Muhlmann kicked three FGs for Cincinnati.

SCORE BY PERIODS	1	2	3	4	OT	PTS.
Cincinnati.....	3	13	0	0	—	16
Miami.....	14	7	10	3	—	34

TEAM — SCORING PLAY	QTR.-LEFT
Mia. — Warfield 13 pass from Griese (Yepremian kick).....	1-9:37
Cin. — Muhlmann 24 field goal.....	1-5:38
Mia. — Csonka 1 run (Yepremian kick).....	1-0:21
Mia. — Morris 4 run (Yepremian kick).....	2-7:37
Cin. — Craig 45 interception return (Muhlmann kick).....	2-3:26
Cin. — Muhlmann 46 field goal.....	2-0:08
Cin. — Muhlmann 12 field goal.....	2-0:04
Mia. — Mandich 7 pass from Griese (Yepremian kick).....	3-9:42
Mia. — Yepremian 50 field goal.....	3-4:48
Mia. — Yepremian 46 field goal.....	4-11:20

Missed FGs: None. **Attendance:** 74,770. **Time:** 2:36.

TEAM STATISTICS	CIN.	MIA.
First downs.....	11	27
Third down conversions-attempts.....	5-14	10-14
Total net yards.....	194	400
Net yards rushing.....	97	241
Net yards passing.....	97	159
Pass attempts-completions-interceptions.....	27-14-1	19-11-2
Sacks against-yards lost.....	3-16	0-0
Punts-average.....	7-36.3	2-49.0
Punt returns-yards.....	2-26	2-6
Kickoff returns-yards.....	2-42	2-14
Penalties-yards.....	2-19	1-5
Fumbles-lost.....	0-0	2-1
Time of possession.....	NA	NA

RUSHING

CIN.	ATT	YDS	LG	TD	MIA.	ATT	YDS	LG	TD
Clark	7	40	15	0	Morris	20	106	18	1
Anderson	3	26	22	0	Csonka	20	71	12	1
E.Johnson	2	17	14	0	Kiick	10	51	27	0
Elliott	7	15	5	0	Leigh	1	8	8	0
Curtis	1	-1	-1	0	Nottingham	1	5	5	0
TOTALS	20	97	22	0	TOTALS	52	241	27	2

PASSING

CIN.	ATT	CMP	YDS	TD-I	MIA.	ATT	CMP	YDS	TD-I
Anderson	27	14	113	0-1	Griese	18	11	159	2-1
					Briscoe	1	0	0	0-1
TOTALS	27	14	113	0-1	TOTALS	19	11	159	2-2

RECEIVING

CIN.	NO	YDS	LG	TD	MIA.	NO	YDS	LG	TD
Elliott	9	53	16	0	Warfield	4	95	48	1
Joiner	2	33	18	0	Mandich	3	28	13	1
Clark	2	18	12	0	Kiick	3	19	8	0
Curtis	1	9	9	0	Briscoe	1	17	17	0
TOTALS	14	113	18	0	TOTALS	11	159	48	2

DEFENSE

Cincinnati (press box stats) — **ST-AT-TT:** Bergey 7-5-12, Carpenter 7-5-12, Beauchamp 9-2-11, Casanova 9-1-10, Berry 5-1-6, White 5-0-5, Riley 4-1-5, Avery 3-2-5, Craig 3-2-5, Parrish 3-2-5, Pritchard 3-2-5, Adams 1-0-1, DeLeone 1-0-1, Jackson 1-0-1, LeClair 1-0-1, Trumpy 1-0-1, Reid 0-1-1. **SKS.-YDS.:** None. **INT.-YDS.:** Craig 1-45, Casanova 1-0. **PD:** Casanova 1, Craig 1, White 1. **FF:** NA. **FR-YDS.:** LeClair 1-0.

Miami (press box stats) — **ST-AT-TT:** Kolen 6-2-8, Scott 5-2-7, Anderson 5-1-6, Den Herder 5-1-6, Matheson 3-3-6, Bouniconti 3-1-4, Mumphord 2-2-4, Stanfill 2-2-4, Heinz 1-2-3, Bannon 2-0-2, Swift 1-1-2, M.Moore 0-2-2, Babb 1-0-1, Ball 1-0-1, Mandich 1-0-1, Johnson 0-1-1. **SKS.-YDS.:** Matheson 2-11, Stanfill 1-5. **INT.-YDS.:** Anderson 1-19. **PD:** Scott 2, Anderson 1, Johnson 1, Matheson 1. **FF:** NA. **FR-YDS.:** None.

1975 SEASON

AFC DIVISIONAL PLAYOFF

Oakland Raiders 31, Cincinnati Bengals 28 Sunday, Dec. 28, 1975 at Oakland Coliseum

The 1975 Bengals posted the best regular-season winning percentage in franchise history (.786), and they led the NFL in passing yards. But their 11-3 record earned them only a Wild Card spot behind 12-2 Pittsburgh in the AFC Central Division, and they drew a road game at 12-2 Oakland in the first playoff round. QB Ken Stabler, who went on to lead the Raiders to the AFC Championship game for the third straight year, passed for three TDs against Cincinnati. The Bengals closed a 31-14 fourth-quarter deficit to 31-28 with QB Ken Anderson's TD passes of 25 and 14 yards to WRs Charlie Joiner and Isaac Curtis, and Cincinnati had a chance to win after DT Ron Carpenter recovered a Raiders fumble on the Oakland 38 with 4:19 left. But a sack by future Hall-of-Fame LB Ted Hendricks helped the Raiders hold the Bengals without a first down, and after failing on a fourth-down try, the Bengals never regained possession. Stabler completed 17 of 23 attempts for 199 yards, three TDs and just one INT, while the Raiders totaled for 173 yards rushing. Anderson completed 17 of 27 passes for 201 yards, two TDs and no INTs, but was sacked five times.

SCORE BY PERIODS table with columns 1, 2, 3, 4, OT, PTS. for Cincinnati and Oakland.

TEAM - SCORING PLAY table with columns QTR.-LEFT and play descriptions.

Missed FGs: Blanda (41SH, 21B). Attendance: 53,039. Time: 2:50.

TEAM STATISTICS table comparing CIN. and OAK. across various categories like First downs, Total net yards, etc.

RUSHING table with columns CIN. and OAK. and sub-columns ATT, YDS, LG, TD.

PASSING table with columns CIN. and OAK. and sub-columns ATT, CMP, YDS, TD-I.

RECEIVING table with columns CIN. and OAK. and sub-columns NO, YDS, LG, TD.

DEFENSE Cincinnati (press box stats) - ST-AT-TT: LeClair 13-0-13, Jackson 9-0-9, Casanova 7-0-7, Pritchard 7-0-7, Riley 4-0-4, White 4-0-4, Beauchamp 3-0-3, K. Johnson 3-0-3, Brown 2-0-2, Carpenter 2-0-2, Parrish 2-0-2, Cousino 1-0-1, Green 1-0-1, Harris 1-0-1, Novak 1-0-1. SKS.-YDS.: Brown 1-14. INT.-YDS.: Riley 1-34. PD: Riley 2, Casanova 1, Jackson 1, LeClair 1, Parrish 1. FF: NA. FR.-YDS.: Carpenter 1-0.

Oakland (press box stats) - ST-AT-TT: Hendricks 7-0-7, Johnson 5-0-5, C. Phillips 5-0-5, Irons 4-1-5, Colzie 4-0-4, Thoms 4-0-4, Villapiano 3-1-4, Sistrunk 3-0-3, Thomas 3-0-3, Atkinson 2-0-2, Jones 2-0-2, Tatum 2-0-2, Banaszak 1-0-1, Denney 1-0-1, Van Eeghen 1-0-1. SKS.-YDS.: Hendricks 3-26, Thoms 1-8, Sistrunk 1-6. INT.-YDS.: None. PD: Johnson 3, Colzie 2, Thomas 2, C. Phillips 1, Tatum 1, Villapiano 1. FF: NA. FR.-YDS.: None.

1981 SEASON

AFC DIVISIONAL PLAYOFF

Cincinnati Bengals 28, Buffalo Bills 12 Sunday, Jan. 3, 1982 at Riverfront Stadium

It took four tries, but the AFC Central Division Champion Bengals finally won a playoff game — their first-ever postseason home contest — when they held off a rallying Bills Wild Card team, taking the first step toward Super Bowl XVI. Cincinnati, which failed to produce a postseason win in its first three playoff appearances — in 1970, '73 and '75 — lost leads of 14-0 and 21-14 before eventually winning with what was a solid performance by the entire team. The offense didn't yield a turnover while the defense intercepted two Buffalo passes, and the special teams played soundly the entire game. QB Ken Anderson, who was the NFL's top-rated quarterback and its consensus MVP in the regular season, connected on a 16-yard TD pass to rookie WR Cris Collinsworth with 10:39 remaining in the fourth quarter to break a tie and take a 28-21 lead. The Bills were again poised to tie the game and set up an overtime period after driving 50 yards to the Bengals' 20 with just over three minutes left. But a costly delay-of-game penalty on fourth down led to giving the ball back to Cincinnati, and Buffalo was unable to mount another serious threat. Anderson completed 14 of 21 passes for 192 yards and directed a 305-yard attack, and TE Dan Ross recorded a game-high six receptions for 71 yards. The Bills held Bengals FB Pete Johnson, who had a career-high 1077 rushing yards in the regular season, to just 45 yards on 17 carries. But HB Charles Alexander — Johnson's blocker for the majority of the regular season — responded for Cincinnati with a season-high 72 yards, with two TD runs.

SCORE BY PERIODS table with columns 1, 2, 3, 4, OT, PTS. for Buffalo and Cincinnati.

TEAM - SCORING PLAY table with columns QTR.-LEFT and play descriptions.

Missed FGs: Breech (33B). Attendance: 55,420. Time: 2:50.

TEAM STATISTICS table comparing BUFF. and CIN. across various categories like First downs, Total net yards, etc.

RUSHING table with columns BUFF. and CIN. and sub-columns ATT, YDS, LG, TD.

PASSING table with columns BUFF. and CIN. and sub-columns ATT, CMP, YDS, TD-I.

RECEIVING table with columns BUFF. and CIN. and sub-columns NO, YDS, LG, TD.

DEFENSE

Buffalo (press box stats) - ST-AT-TT: Haslett 3-6-9, Robertson 5-3-8, Simpson 2-5-7, Villapiano 2-5-7, Freeman 4-2-6, Sanford 3-1-4, Smerlas 2-2-4, White 1-3-4, Kush 1-2-3, Brown 1-1-2, Nixon 1-1-2, Ritcher 1-1-2, Johnson 1-0-1, Jones 1-0-1, Kadish 1-0-1, Romes 1-0-1, C. Williams 1-0-1, Cater 0-1-1, B. Williams 0-1-1. SKS.-YDS.: Johnson 1-NA, Smerlas 1-NA, White 1-NA, B. Williams 1-NA. INT.-YDS.: None. PD: Romes 2, Simpson 2, Freeman 1, Kush 1, Sanford 1. FF: None. FR.-YDS.: None.

Cincinnati (press box stats) - ST-AT-TT: B. Harris 6-2-8, Cameron 3-4-7, Williams 2-4-6, Browner 4-1-5, Hicks 3-2-5, LeClair 2-3-5, Edwards 2-2-4, Kemp 0-4-4, Breeden 3-0-3, Dinkel 1-2-3, R. Griffin 2-0-2, Riley 2-0-2, Simmons 1-1-2, Whitley 1-1-2, Davis 0-2-2, Fuller 1-0-1, Verser 1-0-1, Bush 0-1-1. SKS.-YDS.: None. INT.-YDS.: B. Harris 1-16, Riley 1-0. PD: Breeden 4, Kemp 3, Riley 2, Williams 2, Cameron 1, B. Harris 1, LeClair 1. FF: None. FR.-YDS.: None.

1981 SEASON

AFC CHAMPIONSHIP

"The Freezer Bowl"

Cincinnati Bengals 27, San Diego Chargers 7
Sunday, Jan. 10, 1982 at Riverfront Stadium

This game not only brought the Bengals their first AFC Championship and a berth in Super Bowl XVI, it was played in conditions that made the 46,302 fans on hand feel like champions themselves. With a frigid temperature of minus-9 degrees, winds gusting from 20 to 35 miles per hour and an incredible wind-chill factor of minus-59, this famous game became known as the "Freezer Bowl." To this day, no NFL game has been played with a wind chill so cold. More than 13,000 ticket holders stayed home, but those who came saw the Bengals dominate their opponents from sunny San Diego. The Bengals first attacked them mentally, as every Cincinnati offensive and defensive lineman — along with FB Pete Johnson — took the psychological initiative to tough the cold and play in short sleeves. The teams were relatively even in yards gained with Cincinnati leading 318-301, but the Bengals won the turnover battle 4-0 with two INTs and two FRs. Chargers QB Dan Fouts struggled more in the arctic atmosphere than Bengals QB Ken Anderson, who completed 14 of 22 passes for 161 yards, two TDs and no INTs. Only one player suffered a weather-related injury in the game — Bengals DE Eddie Edwards with a frostbitten right ear.

SCORE BY PERIODS table with columns 1, 2, 3, 4, OT, PTS. San Diego 0, 7, 0, 0, —, 7. Cincinnati 10, 7, 3, 7, —, 27.

TEAM — SCORING PLAY QTR.-LEFT table listing plays like Breech 31 field goal, M.Harris 8 pass from Anderson, Winslow 33 pass from Fouts, Johnson 1 run, Breech 38 field goal, Bass 3 pass from Anderson.

Missed FGs: Benirschke (37SH, 50SH). Attendance: 46,302. Time: 2:47.

TEAM STATISTICS S.D. CIN. table with rows for First downs, Third down conversions-attempts, Total net yards, Net yards rushing, Net yards passing, Pass attempts-completions-interceptions, Sacks against-yards lost, Punts-average, Punt returns-yards, Kickoff returns-yards, Penalties-yards, Fumbles-lost, Time of possession.

RUSHING

RUSHING S.D. CIN. table with columns S.D., ATT, YDS, LG, TD, CIN., ATT, YDS, LG, TD. Totals: S.D. 36, CIN. 143.

PASSING

PASSING S.D. CIN. table with columns S.D., ATT, CMP, YDS, TD-I, CIN., ATT, CMP, YDS, TD-I. Totals: S.D. 23, CIN. 175.

RECEIVING

RECEIVING S.D. CIN. table with columns S.D., NO, YDS, LG, TD, CIN., NO, YDS, LG, TD. Totals: S.D. 15, CIN. 175.

DEFENSE

San Diego (press box stats) — ST-AT-TT: King 6-3-9, Johnson 7-1-8, Kelcher 5-1-6, Edwards 4-1-5, Lowe 4-0-4, Woodcock 3-1-4, Young 3-1-4, Buchanan 2-1-3, Laslavic 2-1-3, Shaw 2-1-3, M.Williams 2-1-3, Horn 2-0-2, Preston 1-1-2, Fouts 1-0-1, Jones 1-0-1, Ferguson 0-1-1. SKS.-YDS.: None. INT.-YDS.: None. PD: Shaw 2, Buchanan 1, Edwards 1, King 1, Lowe 1. FF: Buchanan 1, Edwards 1. FR.-YDS.: Buchanan 1-8.

Cincinnati (press box stats) — ST-AT-TT: Hicks 8-1-9, Browner 6-3-9, Williams 5-2-7, Cameron 3-4-7, B.Harris 5-1-6, Breeden 4-1-5, Kemp 3-2-5, LeClair 3-1-4, Whitley 2-2-4, R.Griffin 3-0-3, Dinkel 2-0-2, Frazier 1-1-2, Edwards 1-1-2, Breech 1-0-1, Davis 1-0-1, Fuller 1-0-1, St. Clair 1-0-1, Riley 0-1-1. SKS.-YDS.: Edwards 1-7, B.Harris 1-5. INT.-YDS.: Kemp 1-24, Breeden 1-0. PD: Kemp 4, Riley 3, Breeden 2, Hicks 2, LeClair 2, Bass 1, R.Griffin 1. FF: Cameron 1, Hicks 1, Razzano 1, Williams 1. FR.-YDS.: Bass 1-0, Browner 1-0.

1981 SEASON

SUPER BOWL XVI

San Francisco 49ers 26, Cincinnati Bengals 21
Sunday, Jan. 24, 1982 at Pontiac Silverdome (Pontiac, Mich.)

Cincinnati outgained San Francisco by 81 yards (356-275), marking the first time in Super Bowl history the losing team led in scrimmage yardage. Bengals QB Ken Anderson set Super Bowl records (since surpassed) for completions (25) and completion percentage (73.5), and his 300 passing yards nearly doubled the 157 by 49ers QB Joe Montana, the game's MVP. But Cincinnati suffered four turnovers to San Francisco's one, and three of those giveaways led to 17 first-half points for the 49ers, who led 20-0 at intermission. Leading 20-7, San Francisco staged a memorable goal-line stand late in the third quarter, stopping Cincinnati for no gain on three straight plays from the one-yard line. The Bengals still closed the gap to 20-14 with a four-yard TD pass from Anderson to TE Dan Ross with 10:06 left, but the 49ers added FGs of 40 and 23 yards by K Ray Wersching to pull away. Cincinnati crept to within 26-21 with 16 seconds left on a second Anderson-to-Ross TD pass, but San Francisco recovered the Bengals' ensuing onside kick to seal the victory. Wersching's four FGs tied a Super Bowl record (still tied) and Ross' 11 receptions set a Super Bowl record (since broken).

SCORE BY PERIODS table with columns 1, 2, 3, 4, OT, PTS. San Francisco 7, 13, 0, 6, —, 26. Cincinnati 0, 0, 7, 14, —, 21.

TEAM — SCORING PLAY QTR.-LEFT table listing plays like Montana 1 run, Cooper 11 pass from Montana, Wersching 22 field goal, Wersching 26 field goal, Anderson 5 run, Ross 4 pass from Anderson, Wersching 40 field goal, Wersching 23 field goal, Ross 3 pass from Anderson.

Missed FGs: None. Attendance: 81,270. Time: 3:21.

TEAM STATISTICS S.F. CIN. table with rows for First downs, Third down conversions-attempts, Total net yards, Net yards rushing, Net yards passing, Pass attempts-completions-interceptions, Sacks against-yards lost, Punts-average, Punt returns-yards, Kickoff returns-yards, Penalties-yards, Fumbles-lost, Time of possession.

RUSHING

RUSHING S.F. CIN. table with columns S.F., ATT, YDS, LG, TD, CIN., ATT, YDS, LG, TD. Totals: S.F. 24, CIN. 72.

PASSING

PASSING S.F. CIN. table with columns S.F., ATT, CMP, YDS, TD-I, CIN., ATT, CMP, YDS, TD-I. Totals: S.F. 34, CIN. 25.

RECEIVING

RECEIVING S.F. CIN. table with columns S.F., NO, YDS, LG, TD, CIN., NO, YDS, LG, TD. Totals: S.F. 25, CIN. 300.

DEFENSE

San Francisco (press box stats) — ST-AT-TT: Leopold 6-1-7, Reynolds 6-1-7, Harper 6-0-6, Reese 5-1-6, Williamson 5-0-5, Wright 5-0-5, Lott 4-1-5, Hicks 2-3-5, Stuckey 3-1-4, Board 2-1-3, Gervais 2-1-3, Harty 2-0-2, Turner 2-0-2, Bunz 1-0-1, Cross 1-0-1, Dean 1-0-1, Lawrence 1-0-1, McColl 1-0-1, Puki 0-1-1. SKS.-YDS.: Stuckey 1-6, Dean 1-4, Turner 1-4, Reynolds 1-2, Leopold 1-0. INT.-YDS.: Hicks 1-27, Wright 1-25. PD: Wright 2, Hicks 1. FF: Wright 1. FR.-YDS.: McCall 1-0, Thomas 1-0.

Cincinnati (press box stats) — ST-AT-TT: Browner 10-0-10, Breeden 7-0-7, Kemp 6-0-6, Williams 5-1-6, Razzano 4-0-4, Riley 4-0-4, Cameron 3-1-4, Hicks 3-1-4, B.Harris 2-2-4, LeClair 1-2-3, St. Clair 1-2-3, Edwards 2-0-2, Hargrove 1-0-1, R.Griffin 1-0-1, Montoya 1-0-1, Whitley 1-0-1, Wilson 1-0-1, Dinkel 0-1-1. SKS.-YDS.: Browner 1-9. INT.-YDS.: None. PD: Cameron 2, Breeden 1, Riley 1, Williams 1. FF: Montoya 1. FR.-YDS.: Simmons 1-0.

1982 SEASON

AFC FIRST-ROUND PLAYOFF

N.Y. Jets 44, Cincinnati Bengals 17 Sunday, Jan. 9, 1983 at Riverfront Stadium

The defending AFC Champion Bengals lost an early 14-3 lead and were dismantled by the underdog Jets. The 7-2 Bengals were the AFC's No. 3 seed in 16-team "Super Bowl Tournament," organized for the strike-shortened regular season.

SCORE BY PERIODS table with columns 1, 2, 3, 4, OT, PTS. N.Y. Jets: 3, 17, 3, 21, —, 44. Cincinnati: 14, 0, 3, 0, —, 17.

TEAM — SCORING PLAY QTR.-LEFT table listing plays like 'Cin. — Curtis 32 pass from Anderson (Breech kick)' with times.

Missed FGs: Breech (46WR). Attendance: 57,560. Time: 3:13.

TEAM STATISTICS table comparing NYJ and CIN. stats like First downs, Total net yards, etc.

RUSHING table with columns NYJ, ATT, YDS, LG, TD, CIN., ATT, YDS, LG, TD.

PASSING table with columns NYJ, ATT, CMP, YDS, TD-I, CIN., ATT, CMP, YDS, TD-I.

RECEIVING table with columns NYJ, NO, YDS, LG, TD, CIN., NO, YDS, LG, TD.

DEFENSE

N.Y. Jets (press box stats) — ST-AT-TT: Mehl 9-1-10, Neil 7-0-7, Schroy 6-0-6, Crable 3-3-6, Buttle 4-0-4, Jackson 4-0-4, Holmes 3-0-3, Ray 3-0-3, Lynn 2-0-2, Sohn 2-0-2, Lyons, 1-1-2, Salaam 1-1-2, Barber 1-0-1, Bennett 1-0-1, Gastineau 1-0-1, Johnson 1-0-1, B.Jones 1-0-1, Newton 1-0-1, Shuler 1-0-1, Woodring 1-0-1. SKS.-YDS.: Salaam 1-8, Lynn 1-7, Gastineau 1-4, Lyons 1-2. INT.-YDS.: Lynn 2-40, Ray 1-98. PD: Lynn 2, Crable 1, Ray 1. FF: Bennett 1, B.Jones 1. FR-YDS.: Crable 1-0.

Cincinnati (press box stats) — ST-AT-TT: Cameron 8-0-8, Browner 6-2-8, Williams 6-1-7, Riley 5-1-6, R.Griffin 5-0-5, Kemp 5-0-5, Fuller 4-0-4, B.Harris 4-0-4, LeClair 2-2-4, Breedon 1-2-3, Edwards 2-0-2, Hicks 2-0-2, Simmons 2-0-2, Davis 1-0-1, Frazier 1-0-1, Jackson 1-0-1, Munoz 1-0-1, Ross 1-0-1, Verser 1-0-1, Whitley 1-0-1, Razzano 0-1-1. SKS.-YDS.: None. INT.-YDS.: Riley 1-0. PD: Kemp 1, Riley 1, Whitley 1. FF: Kemp 2. FR-YDS.: Fuller 1-20.

1988 SEASON

AFC DIVISIONAL PLAYOFF

Cincinnati Bengals 21, Seattle Seahawks 13 Saturday, Dec. 31, 1988 at Riverfront Stadium

Unbeaten at home in eight regular-season games, the AFC Central Division Champion Bengals ran their Riverfront Stadium mark to 9-0 by rushing for a season-high 254 yards. They scored all three of their TDs in the first half and withstood a 13-point Seattle fourth quarter.

SCORE BY PERIODS table with columns 1, 2, 3, 4, OT, PTS. Seattle: 0, 0, 0, 13, —, 13. Cincinnati: 7, 14, 0, 0, —, 21.

TEAM — SCORING PLAY QTR.-LEFT table listing plays like 'Cin. — Wilson 3 run (Breech kick)' with times.

Missed FGs: None. Attendance: 58,560. Time: 3:12.

TEAM STATISTICS table comparing SEA and CIN. stats like First downs, Total net yards, etc.

RUSHING table with columns SEA, ATT, YDS, LG, TD, CIN., ATT, YDS, LG, TD.

PASSING table with columns SEA, ATT, CMP, YDS, TD-I, CIN., ATT, CMP, YDS, TD-I.

RECEIVING table with columns SEA, NO, YDS, LG, TD, CIN., NO, YDS, LG, TD.

DEFENSE

Seattle (press box stats) — ST-AT-TT: Robinson 9-2-11, Comeaux 7-1-8, Scholtz 6-1-7, Wyman 6-0-6, Green 5-1-6, Jenkins 3-1-4, Clarke 3-0-3, Woods 3-0-3, Moyer 2-1-3, Nash 2-1-3, Taylor 2-0-2, Dean 1-0-1, Spagnola 1-0-1, Gaines 0-1-1. SKS.-YDS.: Clarke 1-9, Green 1-8. INT.-YDS.: None. PD: Robinson 1, Scholtz 1. FF: Clarke 1, Green 1. FR-YDS.: Nash 1-0.

Cincinnati (press box stats) — ST-AT-TT: Krumrie 5-2-7, Billups 4-2-6, Fulcher 4-1-5, Buck 1-4-5, Thomas 4-0-4, Wilcots 4-0-4, Williams 3-1-4, White 3-0-3, Zander 1-2-3, Dixon 2-0-2, Horton 2-0-2, Grant 1-1-2, Kelly 1-1-2, Skow 1-1-2, Bussey 1-0-1, King 0-1-1. SKS.-YDS.: Williams 1-11, Skow 1-10, Buck 1-4. INT.-YDS.: Thomas 1-0, Wilcots 1-0. PD: Thomas 6, Billups 4, Dixon 1, Fulcher 1, Wilcots 1, Davis: Krumrie 1. FR-YDS.: Skow 1-0.

1988 SEASON

AFC CHAMPIONSHIP

Cincinnati Bengals 21, Buffalo Bills 10
Sunday, Jan. 8, 1989 at Riverfront Stadium

The week before the AFC Championship game was filled with controversy, as Bills head coach Marv Levy convinced the NFL office that Bengals head coach Sam Wyche's no-huddle offense was illegal. Cincinnati had developed and employed the no-huddle attack all season, but shortly before kickoff, the league informed the team that game officials would severely restrict its use. Wyche eventually would prevail in this rule book battle. Nevertheless, his offense, forced to abandon its no-huddle tactics for this contest, returned to basics and led the charge in beating Buffalo for a berth in Super Bowl XXIII. It was Cincinnati's third victory of the year over Buffalo, the Bengals having also downed the Bills in the preseason and regular season. Cincinnati won with a punishing rushing game, running the ball on 50 of 73 offensive plays and gaining 175 of its 249 total yards on the ground. Cincinnati's defense recorded a solid performance, holding the Bills to 181 total yards, including just 53 in the second half. Cincinnati made eight of 16 combined third-down and fourth-down conversions while allowing the Bills a debilitating none of 11. Bengals rookie FB Ickey Woods had his second 100-yard rushing game of the postseason, gaining 102 on 29 carries. The Bengals advanced to the Super Bowl from what was, at the time, the worst previous-season finish (4-11) of any Super Bowl qualifier. Even to the present time, only the 1999 St. Louis Rams (4-12 in '98) have gone farther.

SCORE BY PERIODS table with columns 1, 2, 3, 4, OT, PTS. Buffalo 0, 10, 0, 0, —, 10. Cincinnati 7, 7, 0, 7, —, 21.

TEAM — SCORING PLAY QTR.-LEFT table listing plays like Woods 1 run (Breech kick) 1-1:51, Reed 9 pass from Kelly (Norwood kick) 2-13:21, Brooks 10 pass from Esiason (Breech kick) 2-2:21, Norwood 39 field goal 2-0:22, Woods 1 run (Breech kick) 4-14:56.

Missed FGs: Norwood (43WL). Attendance: 59,747. Time: 3:10.

TEAM STATISTICS BUFF. CIN. table with columns First downs, Third down conversions-attempts, Total net yards, Net yards rushing, Net yards passing, Pass attempts-completions-interceptions, Sacks against-yards lost, Punts-average, Punt returns-yards, Kickoff returns-yards, Penalties-yards, Fumbles-lost, Time of possession.

RUSHING

RUSHING BUFF. CIN. table with columns BUFF., ATT, YDS, LG, TD, CIN., ATT, YDS, LG, TD. Includes players like Mueller, Kelly, Thomas, Riddick, Byrum, Harmon.

PASSING

PASSING BUFF. CIN. table with columns BUFF., ATT, CMP, YDS, TD-I, CIN., ATT, CMP, YDS, TD-I. Includes player Kelly.

RECEIVING

RECEIVING BUFF. CIN. table with columns BUFF., NO, YDS, LG, TD, CIN., NO, YDS, LG, TD. Includes players like Reed, Riddick, Harmon, T. Johnson, Metzelaars.

DEFENSE

Buffalo (press box stats) — ST-AT-TT: Talley 7-4-11, Still 9-0-9, Bentley 5-4-9, L. Smith 4-2-6, Bennett 4-1-5, B. Smith 4-1-5, Burroughs 4-0-4, Conlan 3-1-4, Odomes 3-1-4, Radevic 3-1-4, Kelso 2-1-3, Jackson 2-0-2, Cocroft 1-0-1, Davis 1-0-1, Riddick 1-0-1, Ritcher 1-0-1. SKS.-YDS.: B. Smith 2-13, Still 1-7. INT.-YDS.: Kelso 1-25, Bentley 1-0. PD: Bentley 2, Kelso 2, Burroughs 1, Talley 1, Radevic 1. FF: Odomes 1. FR-YDS.: None. Cincinnati (press box stats) — ST-AT-TT: Krumrie 3-3-6, White 4-1-5, Thomas 4-0-4, Bussey 3-0-3, Barker 2-1-3, Fulcher 1-2-3, Horton 1-2-3, Wilcots 1-2-3, Williams 1-2-3, Buck 2-0-2, Zander 2-0-2, Dixon 1-1-2, Kelly 1-1-2, Grant 1-0-1, Skow 1-0-1, Billups 0-1-1. SKS.-YDS.: Buck 1-10, Grant 1-10, Williams 1-7. INT.-YDS.: Thomas 1-26, Fulcher 1-0, Billups 1(-3). PD: Thomas 4, Billups 2, Fulcher 2, Wilcots 1. FF: None. FR-YDS.: None.

1988 SEASON

SUPER BOWL XXIII

San Francisco 49ers 20, Cincinnati Bengals 16
Sunday, Jan. 22, 1989 at Joe Robbie Stadium (Miami, Fla.)

NFL commissioner Pete Rozelle termed it the most exciting of the first 23 games in Super Bowl history, and the result regained some respect for the AFC, which had lost the last four contests by an average of more than 27 points. But the dominant emotion of the day still was heartbreak for head coach Sam Wyche's underdog Bengals, who took a 16-13 lead with 3:20 to play on Jim Breech's 40-yard FG before succumbing to a 92-yard, 11-play TD drive led by San Francisco QB Joe Montana. WR John Taylor's game-winning 10-yard TD catch from Montana came with just 34 seconds remaining. Never before had a Super Bowl been won on a TD so late in the game. Cincinnati played without FB Stanley Wilson, who was suspended for a substance abuse violation that occurred the night before the game. In addition, the Bengals played almost the entire contest without All-Pro NT Tim Krumrie, who suffered a severely broken leg early in the first quarter. The teams were tied 3-3 at halftime, tied again at 6-6 late in the third quarter, and then swapped TDs in quick succession. A 93-yard kickoff return by Cincinnati HB Stanford Jennings was countered by a four-play San Francisco TD drive. The third of Breech's three FGs gave Cincinnati its third lead of the day before Montana's final heroics saved the day for the 49ers. San Francisco WR Jerry Rice tied a Super Bowl record with 11 receptions (still tied; originally set by Bengals TE Dan Ross in Super Bowl XVI) for 215 yards and one TD, earning the game's MVP award. Montana completed 23 of 36 passes for 357 yards, two TDs and no INTs. The victory made San Francisco the first NFC team to win three Super Bowls.

SCORE BY PERIODS table with columns 1, 2, 3, 4, OT, PTS. Cincinnati 0, 3, 10, 3, —, 16. San Francisco 3, 0, 3, 14, —, 20.

TEAM — SCORING PLAY QTR.-LEFT table listing plays like Cofer 41 field goal 1-3:14, Breech 34 field goal 2-1:15, Breech 43 field goal 3-5:39, Cofer 32 field goal 3-0:50, Jennings 93 kickoff return (Breech kick) 3-0:34, Rice 14 pass from Montana (Cofer kick) 4-14:03, Breech 40 field goal 4-3:20, Taylor 10 pass from Montana (Cofer kick) 4-0:34.

Missed FGs: Cofer (19WL, 49WR). Attendance: 75,129. Time: 3:24.

TEAM STATISTICS CIN. S.F. table with columns First downs, Third down conversions-attempts, Total net yards, Net yards rushing, Net yards passing, Pass attempts-completions-interceptions, Sacks against-yards lost, Punts-average, Punt returns-yards, Kickoff returns-yards, Penalties-yards, Fumbles-lost, Time of possession.

RUSHING

RUSHING CIN. S.F. table with columns CIN., ATT, YDS, LG, TD, S.F., ATT, YDS, LG, TD. Includes players like Woods, Brooks, Jennings, Esiason.

PASSING

PASSING CIN. S.F. table with columns CIN., ATT, CMP, YDS, TD-I, S.F., ATT, CMP, YDS, TD-I. Includes players like Esiason, Montana.

RECEIVING

RECEIVING CIN. S.F. table with columns CIN., NO, YDS, LG, TD, S.F., NO, YDS, LG, TD. Includes players like Collinsworth, Brown, Brooks, McGee, Hillary.

DEFENSE

Cincinnati (press box stats) — ST-AT-TT: Williams 9-1-10, Wilcots 7-0-7, Billups 5-0-5, Fulcher 5-0-5, Bussey 4-1-5, Zander 4-0-4, Buck 3-1-4, Grant 3-0-3, Horton 3-0-3, Thomas 2-1-3, Barker 2-0-2, McClendon 2-0-2, Dixon 1-0-1, White 1-0-1. SKS.-YDS.: Fulcher 1-6, Buck 1-5, Williams 1-3, Grant 1-2. INT.-YDS.: None. PD: Billups 1, Bussey 1, Fulcher 1. FF: Fulcher 1, Horton 1. FR-YDS.: Skow 1-0. San Francisco (press box stats) — ST-AT-TT: Fagan 6-0-6, Haley 6-0-6, McKyer 6-0-6, Lott 5-0-5, Fuller 4-1-5, Griffin 4-0-4, Carter 3-0-3, Roberts 3-0-3, Fahnhorst 1-1-2, Holt 1-0-1, Romanowski 1-0-1, Stubbs 1-0-1, Turner 1-0-1. SKS.-YDS.: Haley 2-10, Stubbs 1-8, Carter 1-3, Fagan 1-0. INT.-YDS.: Romanowski 1-0. PD: Fuller 1, Griffin 1, Lott 1, Romanowski 1. FF: None. FR-YDS.: None.

1990 SEASON

AFC WILD CARD PLAYOFF

Cincinnati Bengals 41, Houston Oilers 14 Sunday, Jan. 6, 1991 at Riverfront Stadium

Having been involved in a feisty regular-season rivalry with Houston for several years, Cincinnati got the chance to tangle with the Oilers in the postseason and responded with the most lopsided playoff win in team history. The Bengals outgained the Oilers by 123 yards (349-226) and set team postseason records for points (still stands) and victory margin (still stands), using a well-balanced offensive attack. Cincinnati's rushing game outgained Houston 187-67, yet no Bengals rusher totaled more than 57 yards. Cincinnati's passing game added another 162 net yards, yet no Bengals receiver had more than two catches. Houston, however, failed to mount a serious threat the entire game. The Bengals led 34-0 before the Oilers scored their first point late in the third quarter. Ironically, it was the Oilers who helped put the Bengals in the playoffs the previous week. Houston beat Pittsburgh 34-14 in its Sunday night regular-season finale, allowing Cincinnati to win the AFC Central Division tiebreaker (the Bengals, Oilers and Steelers all had finished 9-7).

SCORE BY PERIODS table with columns 1, 2, 3, 4, OT, PTS. Houston 0, 0, 7, 7, —, 14. Cincinnati 10, 10, 14, 7, —, 41.

TEAM — SCORING PLAY QTR.-LEFT table listing plays like Woods 1 run (Breech kick) 1-8:36, Breech 27 field goal 1-1:10, etc.

Missed FGs: None. Attendance: 60,012. Time: 3:05.

TEAM STATISTICS HOU. CIN. table with rows for First downs, Third down conversions-attempts, Total net yards, etc.

RUSHING HOU. CIN. table with columns ATT, YDS, LG, TD. Pinkett 5, 43, 16, 0. Carlson 4, 22, 12, 0. White 4, 2, 5, 0.

PASSING HOU. CIN. table with columns ATT, CMP, YDS, TD-I. Carlson 33, 16, 165, 2-1. TOTALS 33, 16, 165, 2-1.

RECEIVING HOU. CIN. table with columns NO, YDS, LG, TD. Givins 6, 60, 16t, 2. Harris 4, 37, 17, 0. Jeffires 2, 33, 23, 0.

DEFENSE Houston (press box stats) — ST-AT-TT: Kinard 8-4-12, McDowell 7-0-7, Grimsley 4-3-7, Lathon 6-0-6, Dishman 4-1-5, Childress 4-0-4, Meads 3-0-3, Allen 2-0-2, Fuller 2-0-2, S.Jones 2-0-2, D.Smith 2-0-2, Maggs 1-0-1, A.Smith 1-0-1, E.Johnson 0-1-1, R.Johnson 0-1-1. SKS.-YDS.: None. INT.-YDS.: None. PD: McDowell 2, Kinard 1, Lathon 1. FF: None. FR-YDS.: None.

Cincinnati (press box stats) — ST-AT-TT: Thomas 6-1-7, Bussey 5-0-5, Grant 3-1-4, Francis 3-0-3, Jones 2-1-3, Krumrie 2-1-3, Fulcher 0-3-3, Billups 2-0-2, Carter 1-0-1. SKS.-YDS.: (team) 1-6. INT.-YDS.: Fulcher 1-43. PD: Fulcher 2, Grant 2, Billups 1, Francis 1, Jones 1. FF: None. FR-YDS.: Francis 1-0.

1990 SEASON

AFC DIVISIONAL PLAYOFF

L.A. Raiders 20, Cincinnati Bengals 10 Sunday, Jan. 13, 1991 at Los Angeles Coliseum

Los Angeles QB Jay Schroeder, who would join the Bengals as a free agent in 1993, threw two TD passes to help the Raiders defeat Cincinnati and advance to the AFC Championship game. Cincinnati scored first on Jim Breech's 27-yard FG in the second quarter, but Schroeder hit WR Mervyn Fernandez with a 13-yard scoring strike to give Los Angeles a 7-3 halftime lead. The Raiders increased their lead to 10-3 on K Jeff Jaeger's 49-yard FG in the third quarter, and put the game away with 10 unanswered fourth-quarter points on a 41-yard Schroeder pass to TE Ethan Horton and a 25-yard Jaeger FG. The Raiders rushed for 235 yards, including 140 on 21 carries by RB Marcus Allen. DE Greg Townsend had three of the Raiders' four sacks. Raiders RB Bo Jackson, a popular two-sport professional athlete who also played Major League Baseball, rushed for 77 yards on six carries. This game, however, is best remembered by many as the contest that ended Jackson's NFL career. He suffered a hip injury on a tackle by Cincinnati LB Kevin Walker in the third quarter and, though the injury was not considered particularly severe at the time, Jackson never fully recovered to play in the NFL again.

SCORE BY PERIODS table with columns 1, 2, 3, 4, OT, PTS. Cincinnati 0, 3, 0, 7, —, 10. L.A. Raiders 0, 7, 3, 10, —, 20.

TEAM — SCORING PLAY QTR.-LEFT table listing plays like Breech 27 field goal 2-12:07, Fernandez 13 pass from Schroeder (Jaeger kick) 2-7:29, etc.

Missed FGs: None. Attendance: 92,045. Time: 2:35.

TEAM STATISTICS CIN. LARaid. table with rows for First downs, Third down conversions-attempts, Total net yards, etc.

RUSHING CIN. LARaid. table with columns ATT, YDS, LG, TD. Woods 11, 73, 18, 0. Brooks 11, 26, 5, 0. Ball 5, 14, 6, 0.

PASSING CIN. LARaid. table with columns ATT, CMP, YDS, TD-I. Esiason 15, 8, 104, 1-0. Schroeder 21, 11, 172, 2-1. TOTALS 15, 8, 104, 1-0.

RECEIVING CIN. LARaid. table with columns NO, YDS, LG, TD. Holman 2, 51, 40, 0. Brown 2, 18, 15, 0. Brooks 1, 22, 22, 0.

DEFENSE Cincinnati (press box stats) — ST-AT-TT: Bussey 7-0-7, Fulcher 5-1-6, Grant 4-1-5, Walker 4-1-5, Zander 4-1-5, Francis 3-2-5, Krumrie 4-0-4, McClendon 3-1-4, White 3-0-3, Billups 2-0-2, Thomas 2-0-2, Wilcots 1-1-2, Buck 1-0-1, Jones 1-0-1. SKS.-YDS.: Zander 1-10, Grant 1-5, Buck 1-3. INT.-YDS.: Fulcher 1-11. PD: Fulcher 2, Thomas 1, Wilcots 1, Zander 1. FF: None. FR-YDS.: None.

L.A. Raiders (press box stats) — ST-AT-TT: Ellison 10-1-11, Benson 5-4-9, Golic 5-4-9, Anderson 3-3-6, Harden 4-1-5, Townsend 4-0-4, Davis 3-1-4, McDaniel 3-0-3, Long 2-1-3, Gordon 1-1-2, Robinson 1-0-1, Washington 0-1-1. SKS.-YDS.: Townsend 3-36, Long 1-10. INT.-YDS.: None. PD: Anderson 1, Benson 1, Ellison. FF: None. FR-YDS.: None.

2005 SEASON

AFC WILD CARD PLAYOFF

Pittsburgh Steelers 31, Cincinnati Bengals 17
Sunday, Jan. 8, 2006 at Paul Brown Stadium

The atmosphere was super-charged at Paul Brown Stadium as the AFC North Champion Bengals made their first postseason appearance in 15 years. But Cincinnati was dealt a devastating blow on its second offensive play, as QB Carson Palmer was lost to a serious knee injury while completing his first NFL postseason pass — a club postseason-record 66 yards to WR Chris Henry. Backup QB Jon Kitna took over for Palmer and helped Cincinnati earn a 17-14 halftime lead, but Pittsburgh owned the second half. The Bengals' offense had just six first downs and 105 net yards in the final two periods and failed to score another point. The Steelers used a botched snap on a Bengals FG attempt and two INTs thrown by Kitna to control the second half and claim the first-ever postseason meeting between the divisional rivals. Pittsburgh, which finished second to the Bengals in the AFC North and entered the playoffs as No. 6-seeded Wild Card, went on to win Super Bowl XL.

SCORE BY PERIODS	1	2	3	4	OT	PTS.
Pittsburgh	0	14	14	3	—	31
Cincinnati	10	7	0	0	—	17

TEAM — SCORING PLAY	QTR-LEFT
Cin. — S.Graham 23 field goal	1-6:54
Cin. — R.Johnson 20 run (S.Graham kick)	1-1:09
Pitt. — W.Parker 19 pass from B.Roethlisberger (J.Reed kick)	2-13:11
Cin. — T.Houshmandzadeh 7 pass from J.Kitna (S.Graham kick)	2-6:13
Pitt. — H.Ward 5 pass from B.Roethlisberger (J.Reed kick)	2-3:48
Pitt. — J.Bettis 5 run (J.Reed kick)	3-5:12
Pitt. — C.Wilson 43 pass from B.Roethlisberger (J.Reed kick)	3-1:13
Pitt. — J.Reed 21 field goal	4-10:29

Missed FGs: None. **Attendance:** 65,870. **Time:** 3:03.

TEAM STATISTICS	PITT.	CIN.
First downs	19	19
Third down conversions-attempts	6-11	9-16
Total net yards	346	327
Net yards rushing	144	84
Net yards passing	202	243
Pass attempts-completions-interceptions	21-14-0	41-25-2
Sacks against-yards lost	1-6	4-20
Punts-average	3-47.0	3-43.7
Punt returns-yards	2-21	2-15
Kickoff returns-yards	4-94	6-127
Penalties-yards	6-39	7-90
Fumbles-lost	0-0	2-0
Time of possession	28:57	31:03

RUSHING

PITT.	ATT	YDS	LG	TD	CIN.	ATT	YDS	LG	TD
J.Bettis	10	52	25	1	R.Johnson	13	56	20t	1
V.Haynes	3	46	26	0	J.Kitna	4	25	12	0
W.Parker	16	38	7	0	C.Perry	2	3	2	0
A.Randle El	1	5	5	0	K.Larson	1	0	0	0
B.Roethlisberger	4	3	6	0					
TOTALS	34	144	26	1	TOTALS	20	84	20t	1

PASSING

PITT.	ATT	CMP	YDS	TD-I	CIN.	ATT	CMP	YDS	TD-I
B.Roethlisberger	19	14	208	3-0	J.Kitna	40	24	197	1-2
J.Bettis	1	0	0	0-0	C.Palmer	1	1	66	0-0
A.Randle El	1	0	0	0-0					
TOTALS	21	14	208	3-0	TOTALS	41	25	263	1-2

RECEIVING

PITT.	NO	YDS	LG	TD	CIN.	NO	YDS	LG	TD
C.Wilson	3	104	54	1	C.Perry	6	11	6	0
W.Parker	3	41	19t	1	K.Walter	5	73	24	0
H.Miller	2	15	9	0	C.Johnson	4	59	24	0
A.Randle El	2	15	15	0	T.Houshmandzadeh	4	25	8	1
H.Ward	2	10	5t	1	R.Johnson	2	14	11	0
V.Haynes	1	14	14	0	M.Schobel	2	11	8	0
J.Tuman	1	9	9	0	C.Henry	1	66	66	0
					R.Kelly	1	4	4	0
TOTALS	14	208	54	3	TOTALS	25	263	66	1

DEFENSE

Pittsburgh (press box stats) — **ST-AT-TT:** T.Carter 7-0-7, L.Foote 4-3-7, D.Townsend 5-1-6, T.Polamalu 4-2-6, J.Farrior 3-1-4, C.Haggans 2-2-4, I.Taylor 3-0-3, C.Hope 1-2-3, A.Smith 1-2-3, J.Porter 0-3-3, C.Hampton 2-0-2, C.Hoke 1-1-2, B.McFadden 1-0-1, S.Morey 1-0-1, T.Kirschke 1-0-1, A.Frazier 0-1-1. **SKS.-YDS.:** C.Hoke 1-2, L.Foote 0.5-4.5, C.Haggans 0.5-4.5, T.Polamalu 0.5-2.5, J.Porter 0.5-2.5, (team) 1-4. **INT.-YDS.:** J.Farrior 1-22, T.Polamalu 1-4, C.Hope 0-5. **PD:** I.Taylor 2, D.Townsend 2, J.Farrior 1, C.Hope 1, T.Polamalu 1. **FF:** None. **FR.-YDS.:** None.

Cincinnati (press box stats) — **ST-AT-TT:** D.Pollack 5-3-8, O.Thurman 3-5-8, K.Kaesviharn 4-2-6, I.Ohaletle 4-0-4, D.O'Neal 4-0-4, T.James 3-1-4, B.Simmons 3-1-4, J.Smith 3-1-4, R.Geathers 2-0-2, L.Johnson 0-2-2, B.Robinson 1-0-1, R.Bauman 0-1-1, H.Navies 0-1-1, S.Smith 0-1-1. **SKS.-YDS.:** D.Pollack 1-6. **INT.-YDS.:** None. **PD:** R.Geathers 1, D.O'Neal 1. **FF:** None. **FR.-YDS.:** None.

2009 SEASON

AFC WILD CARD PLAYOFF

N.Y. Jets 24, Cincinnati Bengals 14
Saturday, Jan. 9, 2010 at Paul Brown Stadium

In a Wild Card Playoff that was relatively even in most statistical categories, the AFC North Champion Bengals were minus-two in turnover differential and could not hold an early lead against the visiting Jets. Cincinnati led 7-0 after the first quarter, on an 11-yard TD pass from QB Carson Palmer to WR Laveranues Coles, but New York gained a 14-7 halftime lead with two scores in a span of less than six minutes in the second quarter. Possession for the go-ahead TD drive was gained by the Jets on an INT by Pro Bowl CB Darrelle Revis. The Bengals' second-half comeback efforts were crippled by missed FG attempts of 35 and 28 yards by K.Shayne Graham. Bengals HB Cedric Benson scored on a 47-yard run in the fourth quarter, and his 169 rushing yards for the game set a Bengals postseason record. The Jets defeated the San Diego Chargers in their Divisional Playoff the following week to advance to the AFC Championship game, where they lost to the Indianapolis Colts.

SCORE BY PERIODS	1	2	3	4	OT	PTS.
N.Y. Jets	0	14	7	3	—	24
Cincinnati	7	0	0	7	—	14

TEAM — SCORING PLAY	QTR-LEFT
Cin. — L.Coles 11 pass from C.Palmer (S.Graham kick)	1-7:07
NYJ — S.Greene 39 run (J.Feely kick)	2-11:52
NYJ — D.Keller 45 pass from M.Sanchez (J.Feely kick)	2-6:19
NYJ — T.Jones 9 run (J.Feely kick)	3-2:18
Cin. — C.Benson 47 run (S.Graham kick)	4-11:04
NYJ — J.Feely 20 field goal	4-5:47

Missed FGs: S.Graham (35WL, 28WR). **Attendance:** 63,686. **Time:** 3:02.

TEAM STATISTICS	NYJ	CIN.
First downs	15	18
Third down conversions-attempts	3-12	5-14
Total net yards	353	281
Net yards rushing	171	171
Net yards passing	182	110
Pass attempts-completions-interceptions	15-12-0	36-18-1
Sacks against-yards lost	0-0	3-36
Punts-average	7-31.4	4-48.0
Punt returns-yards	2-26	1-23
Kickoff returns-yards	3-56	5-128
Penalties-yards	9-76	6-55
Fumbles-lost	0-0	2-1
Time of possession	33:02	26:58

RUSHING

NYJ	ATT	YDS	LG	TD	CIN.	ATT	YDS	LG	TD
S.Greene	21	135	39t	1	C.Benson	21	169	47t	1
T.Jones	15	34	9t	1	C.Palmer	1	2	2	0
B.Smith	2	4	2	0					
M.Sanchez	3	-2	0	0					
TOTALS	41	171	39t	2	TOTALS	22	171	47t	1

PASSING

NYJ	ATT	CMP	YDS	TD-I	CIN.	ATT	CMP	YDS	TD-I
M.Sanchez	15	12	182	1-0	C.Palmer	36	18	146	1-1
TOTALS	15	12	182	1-0	TOTALS	36	18	146	1-1

RECEIVING

NYJ	NO	YDS	LG	TD	CIN.	NO	YDS	LG	TD
J.Cotchery	6	67	18	0	L.Coles	6	48	13	1
D.Keller	3	99	45t	1	Q.Cosby	3	26	14	0
B.Edwards	2	15	16	0	C.Benson	3	12	5	0
B.Smith	1	1	1	0	C.Johnson	2	28	19	0
					A.Caldwell	2	25	13	0
					B.Leonard	2	7	6	0
TOTALS	12	182	45t	1	TOTALS	18	146	19	1

DEFENSE

N.Y. Jets (press box stats) — **ST-AT-TT:** B.Thomas 7-0-7, S.Ellis 5-1-6, L.Sheppard 5-1-6, B.Scott 2-3-5, D.Harris 3-1-4, C.Pace 3-1-4, J.Leonhard 2-2-4, D.Revis 2-1-3, D.Coleman 2-0-2, D.Lowery 1-1-2, M.Douglas 0-2-2, K.Rhodes 0-2-2, J.Ihedigbo 1-0-1, M.Devito 0-1-1, H.Green 0-1-1, S.Pouha 0-1-1. **SKS.-YDS.:** J.Leonhard 1-18, S.Ellis 1-10, B.Thomas 1-8. **INT.-YDS.:** D.Revis 1-20. **PD:** D.Lowery 2, L.D.Revis 1, B.Scott 1, Sheppard 1, B.Thomas 1. **FF:** J.Leonhard 1, B.Thomas 1. **FR.-YDS.:** S.Ellis 1-0.

Cincinnati (press box stats) — **ST-AT-TT:** C.Ndukwe 7-3-10, Dh.Jones 4-3-7, L.Hall 4-2-6, J.Joseph 3-2-5, T.Johnson 2-3-5, J.Fanene 4-0-4, C.Crocker 3-1-4, K.Rivers 3-1-4, B.Johnson 1-3-4, D.Peko 1-3-4, R.Geathers 1-2-3, M.Trent 1-1-2. **SKS.-YDS.:** None. **INT.-YDS.:** None. **PD:** B.Johnson 2. **FF:** None. **FR.-YDS.:** None.

2011 SEASON

AFC WILD CARD PLAYOFF

Houston Texans 31, Cincinnati Bengals 10 Saturday, Jan. 7, 2012 at Reliant Stadium

The visiting Bengals set the tone early with a one-yard Cedric Benson TD, a Mike Nugent FG and a strong defensive first half. But big plays would prove to be the difference in the game, and Houston had plenty. With 52 seconds left in the first half, Texans DE J.J. Watt intercepted an Andy Dalton pass and returned it 29 yards for a TD, stirring an already-raucous Reliant Stadium crowd. Trailing 17-10 entering the second half, the Bengals briefly kept the game close, but the Texans pulled ahead 24-10 when WR Andre Johnson scored on a 40-yard reception with 1:08 left in the third quarter. With 5:15 left in the contest, Texans RB Arian Foster, who had a game-high 152 rushing yards, ran 42 yards down the right sideline for a TD that completed the scoring. Bengals QB and Houston area native Andy Dalton passed 27-for-42 for 257 yards, but had three INTs. Houston advanced to the divisional round of the playoffs with the win, but lost to the Baltimore Ravens in that game, 20-13.

SCORE BY PERIODS table with columns 1, 2, 3, 4, OT, PTS. Cincinnati: 7, 3, 0, 0, —, 10. Houston: 7, 10, 7, 7, —, 31.

TEAM — SCORING PLAY table with columns QTR.-LEFT, Hou., Cin., yardage, and kick/return info.

Missed FGs: M.Nugent (50WR). Attendance: 71,725. Time: 3:04.

TEAM STATISTICS table with columns CIN., HOU., and various stats like First downs, Total net yards, etc.

RUSHING

RUSHING table with columns CIN., ATT, YDS, LG, TD, HOU., ATT, YDS, LG, TD.

PASSING

PASSING table with columns CIN., ATT, CMP, YDS, TD-I, HOU., ATT, CMP, YDS, TD-I.

RECEIVING

RECEIVING table with columns CIN., NO, YDS, LG, TD, HOU., NO, YDS, LG, TD.

DEFENSE

Cincinnati (press box stats) — ST-AT-TT: T.Howard 6-0-6, J.Fanene 5-1-6, R.Nelson 5-1-6, M.Lawson 4-1-5, A.Jones 4-0-4, D.Peko 4-0-4, G.Atkins 3-1-4, N.Clements 3-1-2, R.Geathers 2-1-3, R.Mauluga 1-2-3, C.Crocker 2-0-2, K.Jennings 2-0-2, F.Rucker 1-1-2, C.Dunlap 1-0-1, D.Skuta 1-0-1. SKS.-YDS.: R.Nelson 1-7, G.Atkins 1-0. INT.-YDS.: None. PD: N.Clements 1, C.Crocker 1, J.Fanene 1. FF: None. FR-YDS.: None. Houston (press box stats) — ST-AT-TT: B.Cushing 5-3-8, D.Manning 5-2-7, J.Joseph 6-0-6, A.Smith 5-0-5, G.Quin 4-1-5, J.Allen 3-2-5, B.Reed 3-2-5, K.Jackson 3-1-4, E.Mitchell 3-1-4, D.Ryans 2-2-4, C.Barwin 3-0-3, S.Cody 1-2-3, J.Watt 2-0-2, T.Jamison 1-1-2, Q.Demps 1-0-1, T.Dobbins 1-0-1. SKS.-YDS.: E.Mitchell 1-9, B.Reed 1-9, A.Smith 1-8, J.Watt 1-7. INT.-YDS.: J.Watt 1-29, D.Manning 1-0, J.Joseph 1-(-1). PD: J.Joseph 2, B.McCain 2, J.Allen 1, T.Jamison 1, D.Manning 1, E.Mitchell 1, J.Watt 1. FF: None. FR-YDS.: None.

2012 SEASON

AFC WILD CARD PLAYOFF

Houston Texans 19, Cincinnati Bengals 13 Sunday, Jan. 5, 2013 at Reliant Stadium

The Bengals were outgained 420-198 and had only 21:11 possession time, but they hung in against the favored Texans on the strength of a defensive TD and excellent defense in the red zone. Cincinnati had a first down at the Houston 35 with 3:40 to play, looking for a TD for the lead, but the offense could get no farther, and Houston ran out the clock after Cincinnati surrendered the ball on downs. The Bengals got their lone TD on a 21-yard Leon Hall INT return in the second quarter, a play that gave Cincinnati a 7-6 lead. The defense overall was in a bend-but-not-break mode, allowing four red-zone penetrations but forcing the Texans to settle for one TD and three FGs. Houston RB Arian Foster was the day's outstanding individual performer, rushing for 140 yards on 32 carries.

SCORE BY PERIODS table with columns 1, 2, 3, 4, OT, PTS. Cincinnati: 0, 7, 3, 3, —, 13. Houston: 3, 6, 7, 3, —, 19.

TEAM — SCORING PLAY QTR.-LEFT

Scoring play table with columns Hou., Cin., yardage, and kick/return info.

Missed FGs: None. Attendance: 71,738. Time: 3:03.

TEAM STATISTICS CIN. HOU.

TEAM STATISTICS table with columns CIN., HOU., and various stats like First downs, Total net yards, etc.

RUSHING

RUSHING table with columns CIN., ATT, YDS, LG, TD, HOU., ATT, YDS, LG, TD.

PASSING

PASSING table with columns CIN., ATT, CMP, YDS, TD-I, HOU., ATT, CMP, YDS, TD-I.

RECEIVING

RECEIVING table with columns CIN., NO, YDS, LG, TD, HOU., NO, YDS, LG, TD.

DEFENSE

Cincinnati (press box stats) — ST-AT-TT: R.Nelson 9-1-10, R.Mauluga 6-4-10, N.Clements 8-1-9, T.Newman 7-0-7, V.Burfield 4-2-6, L.Hall 4-0-4, P.Sims 4-0-4, D.Peko 3-1-4, R.Geathers 2-2-4, C.Dunlap 2-1-3, G.Atkins 1-2-3, M.Lawson 2-0-2, M.Johnson 1-1-2, E.Lamur 1-1-2, A.Jones 1-0-1, D.Skuta 1-0-1, W.Gilberry 0-1-1. SKS.-YDS.: None. INT.-YDS.: L.Hall 1-21. PD: L.Hall 1, A.Jones 1, T.Newman 1. FF: None. FR-YDS.: None. Houston (press box stats) — ST-AT-TT: J.Joseph 5-0-5, J.Watt 5-0-5, B.James 4-0-4, S.Keo 2-2-4, B.Reed 3-0-3, C.Barwin 2-0-2, K.Jackson 2-0-2, G.Quin 2-0-2, A.Smith 2-0-2, B.Harris 1-0-1, D.Manning 1-0-1, E.Mitchell 1-0-1, B.Ruud 1-0-1. SKS.-YDS.: J.Watt 1-9, B.Reed 1-0. INT.-YDS.: J.Joseph 1-14. PD: G.Quin 3, K.Jackson 2, J.Joseph 2, J.Watt 2, C.Barwin 1, B.Harris 1. FF: None. FR-YDS.: None.

2013 SEASON

AFC WILD CARD PLAYOFF

San Diego Chargers 27, Cincinnati Bengals 10 Sunday, Jan. 5, 2014 at Paul Brown Stadium

The AFC North Division champion Bengals piled up a 439-318 yardage edge in their Wild Card playoff vs. San Diego, but the Chargers won with relative ease while posting a plus-four edge in turnover differential (four takeaways, no giveaways). The Bengals held a 10-7 halftime lead, but San Diego went ahead on an 80-yard TD drive on its first possession of the third quarter. The Chargers added a third-quarter FG after Bengals QB Andy Dalton lost a fumble, and the Chargers tacked on a fourth-quarter TD following an INT. The Bengals' lone TD came on a four-yard second-quarter pass from Dalton to TE Jermaine Gresham. WR Marvin Jones set a Bengals postseason record with 130 receiving yards, topping a former mark of 120 by Cris Collinsworth, and Dalton's 334 passing yards were second-most in Bengals postseason annals. The Chargers, a Wild Card playoff entry, advanced to a Divisional round game at New England.

SCORE BY PERIODS table with columns 1, 2, 3, 4, OT, PTS. for San Diego and Cincinnati.

TEAM - SCORING PLAY table with columns QTR-LEFT and play details for S.D. and Cin.

Missed FGs: None. Attendance: 62,277. Time: 3:10.

TEAM STATISTICS table with columns S.D. and CIN. for various stats like First downs, Total net yards, etc.

RUSHING

Rushing stats table with columns S.D. and CIN. for players like R. Brown, D. Woodhead, etc.

PASSING

Passing stats table with columns S.D. and CIN. for players like P. Rivers, A. Dalton, etc.

RECEIVING

Receiving stats table with columns S.D. and CIN. for players like L. Green, K. Allen, etc.

DEFENSE

San Diego (press box stats) - ST-AT-TT: D. Butler 9-3-12, M. Te'o 3-4-7, J. Addae 4-1-5, M. Gilchrist 3-2-5, J. Johnson 3-2-5, C. Liuget 3-2-5, R. Walker 3-2-5, E. Weddle 3-2-5, S. Wright 3-2-5, M. Ingram 0-3-3, R. Marshall 2-0-2, C. Thomas 2-0-2, D. Stuckey 1-1-2, L. Guy 1-0-1, K. Reyes 0-1-1. SKS.-YDS.: J. Johnson 1-4, C. Thomas 1-3, C. Liuget 1-1. INT.-YDS.: S. Wright 1-30, M. Ingram 1-3. PD: D. Stuckey 2, M. Ingram 1, K. Reyes 1, E. Weddle 1, S. Wright 1. FF: D. Butler 1. FR.-YDS.: R. Marshall 1-13, J. Addae 1-0.

Cincinnati (press box stats) - ST-AT-TT: R. Mauluga 12-3-15, A. Jones 7-0-7, V. Burfitt 2-5-7, B. Thompson 3-2-5, R. Nelson 4-0-4, C. Dunlap 2-2-4, J. Harrison 3-0-3, W. Gilberry 2-1-3, G. Iloka 2-0-2, D. Kirkpatrick 2-0-2, D. Peko 2-0-2, C. Crocker 1-1-2, M. Johnson 1-0-1. SKS.-YDS.: V. Burfitt 0.5-3, C. Crocker 0.5-3. INT.-YDS.: None. PD: None. FF: None. FR.-YDS.: None.

2014 SEASON

AFC WILD CARD PLAYOFF

Indianapolis Colts 26, Cincinnati Bengals 10 Sunday, Jan. 4, 2015 at Lucas Oil Stadium

Significantly depleted in their receiving corps, the Bengals were no match for the AFC South champion Colts. Indianapolis QB Andrew Luck passed for 376 yards, re-setting a Bengals opponent playoff record previously held by QB Joe Montana from Super Bowl XXIII (357). The Colts totaled 482 yards to Cincinnati's 254. The Bengals moved the ball well on their first two possessions and were tied 7-7 late in the first quarter, after a 74-yard TD drive. At halftime, Cincinnati trailed by only 13-10, thanks to a 57-yard Mike Nugent FG near the end of the second quarter. The 57-yarder was a Bengals postseason record by 10 yards and topped by two yards the team regular-season record of 55 that Nugent shared with K. Chris Bahr. But the Bengals managed only 98 net yards and no points in the second half, while the Colts struck for a Luck 36-yard TD pass and two FGs by K. Adam Vinatieri. The Bengals played without their top two leaders in receptions - WR A.J. Green (concussion) and TE Jermaine Gresham (back strain).

SCORE BY PERIODS table with columns 1, 2, 3, 4, OT, PTS. for Cincinnati and Indianapolis.

TEAM - SCORING PLAY table with columns QTR-LEFT and play details for Ind. and Cin.

Missed FGs: None. Attendance: 63,385. Time: 3:06.

TEAM STATISTICS table with columns CIN. and IND. for various stats like First downs, Total net yards, etc.

RUSHING

Rushing stats table with columns CIN. and IND. for players like J. Hill, A. Dalton, etc.

PASSING

Passing stats table with columns CIN. and IND. for players like A. Dalton, A. Luck, etc.

RECEIVING

Receiving stats table with columns CIN. and IND. for players like G. Bernard, R. Hewitt, etc.

DEFENSE

Cincinnati (press box stats) - ST-AT-TT: V. Rey 5-6-11, E. Lamur 6-0-6, A. Jones 4-2-6, R. Nelson 4-1-5, M. Flowers 3-2-5, G. Iloka 2-3-5, B. Thompson 2-2-4, T. Newman 3-0-3, G. Atkins 2-1-3, D. Kirkpatrick 2-1-3, D. Peko 1-2-3, D. Dennard 2-0-2, R. Mauluga 2-0-2, C. Dunlap 1-1-2, L. Hall 1-1-2, W. Gilberry 0-2-2, M. Hunt 0-2-2. SKS.-YDS.: G. Atkins 0.5-4, M. Hunt 0.5-4. INT.-YDS.: None. PD: L. Hall 1, D. Kirkpatrick 1, R. Mauluga 1, T. Newman 1. FF: D. Dennard 1, V. Rey 1. FR.-YDS.: R. Nelson 1-6.

Indianapolis (press box stats) - ST-AT-TT: J. Freeman 7-8-15, M. Adams 7-2-9, D. Jackson 2-4-6, V. Davis 4-0-4, L. Landry 1-2-3, G. Toler 2-0-2, E. Walden 2-0-2, D. Butler 1-1-2, C. Redding 1-1-2, A. Jones 0-2-2, J. Chapman 1-0-1, M. Hughes 1-0-1, R. Jean Francois 0-1-1, J. Newsome 0-1-1. SKS.-YDS.: J. Freeman 1.5-5.5, C. Redding 1-3, R. Jean Francois 0.5-2.5. INT.-YDS.: None. PD: G. Toler 3, C. Redding 2, M. Adams 1, V. Davis 1, D. Jackson 1, E. Walden 1. FF: J. Freeman 1. FR.-YDS.: M. Hughes 1-0.

2015 SEASON

AFC WILD CARD PLAYOFF

Pittsburgh Steelers 18, Cincinnati Bengals 16 Saturday, Jan. 9, 2016 at Paul Brown Stadium

The Bengals rallied from a 15-0 deficit to take a 16-15 lead with 1:50 to play, and Cincinnati had a first down at the Steelers' 26-yard line with 1:36 left. But Pittsburgh recovered a fumble by HB Jeremy Hill on the next Bengals play, and the Steelers drove for a game-winning 37-yard FG at the 0:14 mark, aided by two personal foul penalties against Cincinnati. The Bengals had rallied to take the lead with three fourth-quarter scores — a one-yard TD run by Hill, a 36-yard Mike Nugent FG and a 25-yard TD pass from QB AJ McCarron to WR A.J. Green. McCarron, as he had in the last three regular-season games, was subbing for injured No. 1 QB Andy Dalton. The Bengals had the home field after winning the AFC North Division with a 12-4 record, but the 10-6 Steelers earned a Wild Card berth and advanced to the Divisional playoff round with the win.

SCORE BY PERIODS table with columns 1, 2, 3, 4, OT, PTS. Rows for Pittsburgh and Cincinnati.

TEAM — SCORING PLAY table with columns QTR.-LEFT and time. Lists plays like C. Boswell 39 field goal, M. Bryant 10 pass from B. Roethlisberger, etc.

Missed FGs: None. Attendance: 63,257. Time: 3:41.

TEAM STATISTICS table with columns PITT. and CIN. Rows include First downs, Total net yards, Net yards rushing, etc.

RUSHING table with columns PITT. and CIN. Rows include J. Todman, F. Toussaint, M. Bryant, and TOTALES.

PASSING table with columns PITT. and CIN. Rows include B. Roethlisberger, L. Jones, and TOTALES.

RECEIVING table with columns PITT. and CIN. Rows include A. Brown, M. Bryant, F. Toussaint, M. Wheaton, H. Miller, and TOTALES.

DEFENSE Pittsburgh (press box stats) — ST-AT-TT: R.Shazier 9-4-13, W.Gay 4-1-5, J.Harrison 3-1-4, J.Jones 2-2-4, A.Moats 2-2-4, L.Timmons 2-2-4, W.Allen 3-0-3, B.Dupree 2-1-3, S.Tuitt 1-2-3, B.Boykin 2-0-2, M.Mitchell 2-0-2, C.Thomas 1-1-2, A.Blake 1-0-1, C.Heyward 1-0-1, S.McLendon 1-0-1, V.Williams 1-0-1. SKS.-YDS.: J.Jones 1-11, C.Heyward 1-11, J.Harrison 1-2. INT.-YDS.: A.Blake 1-35. PD: R.Shazier 2, A.Blake 1, R.Golden 1. FF: R.Shazier 2, C.Heyward 1, J.Jones 1. FR-YDS.: C.Thomas 1-11, R.Shazier 1-0, R.Cockrell 1(-3).

Cincinnati (press box stats) — ST-AT-TT: R.Mauluga 7-3-10, V.Burfict 5-1-6, S.Williams 5-0-5, G.Iloka 4-1-5, M.Johnson 4-1-5, G.Atkins 3-0-3, R.Nelson 3-0-3, D.Smith 3-0-3, D.Kirkpatrick 2-1-3, C.Lewis-Harris 2-1-3, C.Dunlap 1-2-3, L.Hall 2-0-2, A.Jones 1-1-2, V.Rey 1-1-2, W.Clarke 1-0-1, A.Hawk 1-0-1, W.Gilberry 0-1-1, P.Sims 0-1-1. SKS.-YDS.: V.Burfict 1-12, R.Nelson 1-10, G.Atkins 1-5, C.Dunlap 0.5-5.5, P.Sims 0.5-5.5. INT.-YDS.: V.Burfict 1-0. PD: V.Burfict 1, C.Dunlap 1, L.Hall 1, C.Lewis-Harris 1, V.Rey 1, P.Sims 1. FF: V.Burfict 1, S.Williams 1. FR-YDS.: G.Iloka 1-0.

2021 SEASON

AFC WILD CARD PLAYOFF

Cincinnati Bengals 26, Las Vegas Raiders 19 Saturday afternoon, Jan. 15, 2022 at Paul Brown Stadium

In front of the largest home crowd in team history, the Bengals snapped an eight-game playoff losing streak and 31-year drought without a postseason win. The Raiders scored an opening-drive FG, but Cincinnati countered with a 75-yard TD drive and never trailed again. The Bengals lost three key defensive linemen to injuries — DT Larry Ogunjobi (foot), DE Trey Hendrickson (concussion) and DT Mike Daniels (groin) — but the defense still managed to hold the Raiders to just one TD. Las Vegas had little trouble moving the ball — QB Derek Carr passed for 310 yards and RB Josh Jacobs averaged 6.4 yards per carry — but the Raiders scored just one TD in five red-zone trips. Bengals QB Joe Burrow completed 70.4 percent of his passes, tossed two TDs and posted a 110.4 rating. Trailing by seven points late, Las Vegas staged a near comeback and drove to the Cincinnati nine-yard line with 30 seconds left. But three plays later, on fourth-and-goal from the nine, Bengals LB Germaine Pratt intercepted a pass over the middle to seal a win.

SCORE BY PERIODS table with columns 1, 2, 3, 4, OT, PTS. Rows for Las Vegas and Cincinnati.

TEAM — SCORING PLAY table with columns QTR.-LEFT and time. Lists plays like D. Carlson 47 field goal, C. Uzomah 7 pass from J. Burrow, etc.

Missed FGs: None. Attendance: 66,277. Time: 3:17.

TEAM STATISTICS table with columns L.V. and CIN. Rows include First downs, Total net yards, Net yards rushing, etc.

RUSHING table with columns L.V. and CIN. Rows include J. Jacobs, D. Carr, J. Mixon, J. Chase, C. Evans, T. Boyd, S. Perine, J. Burrow, and TOTALES.

PASSING table with columns L.V. and CIN. Rows include D. Carr, J. Burrow, and TOTALES.

RECEIVING table with columns L.V. and CIN. Rows include H. Renfrow, D. Waller, Z. Jones, J. Jacobs, B. Edwards, D. Jackson, J. Richard, and TOTALES.

DEFENSE Las Vegas (press box stats) — ST-AT-TT: D.Perryman 6-3-9, D.Deablo 3-5-8, M.Crosby 3-3-6, D.Trufant 3-3-6, R.Teamer 3-2-5, N.Hobbs 2-3-5, C.Littleton 2-2-4, D.Square 2-1-3, J.Hankins 1-2-3, Q.Jefferson 1-2-3, C.Nassib 0-3-3, B.Facyoune 2-0-2, D.Leavitt 1-1-2, C.Hayward 1-0-1, T.Moehrig 1-0-1, S.Thomas 1-0-1, Y.Ngakoue 0-1-1, K.Wright 0-1-1. SKS.-YDS.: M.Crosby 1-11, Q.Jefferson 1-8. INT.-YDS.: None. PD: C.Hayward 1, N.Hobbs 1. FF: None. FR-YDS.: None.

Cincinnati (press box stats) — ST-AT-TT: L.Wilson 9-3-12, G.Pratt 6-3-9, E.Apple 4-2-6, C.Awuzie 3-3-6, J.Bates 2-4-6, V.Bell 4-0-4, T.Flowers 3-1-4, M.Hilton 2-2-4, S.Hubbard 2-1-3, B.Hill 1-1-2, D.Reader 0-2-2, M.Bailey 1-0-1, T.Hendrickson 1-0-1. SKS.-YDS.: T.Hendrickson 1-14, B.Hill 1-7, S.Hubbard 1-7. INT.-YDS.: G.Pratt 1-2. PD: J.Bates 3, M.Hilton 2, E.Apple 1, S.Hubbard 1, G.Pratt 1, L.Wilson 1. FF: T.Hendrickson 1. FR-YDS.: L.Ogunjobi 1-11.

2021 SEASON

AFC DIVISIONAL PLAYOFF

Cincinnati Bengals 19, Tennessee Titans 16 Saturday afternoon, Jan. 22, 2022 at Nissan Stadium

Rookie K Evan McPherson booted a 52-yard FG as time expired to give Cincinnati its first-ever road playoff win and send the No. 4 seed Bengals to their first AFC Championship game in 33 years. The game began with an INT by S Jessie Bates on the first play from scrimmage — it was the first of three INTs thrown by Titans QB Ryan Tannehill. Cincinnati reached the end zone just once, but McPherson made all five of his placekicks (four FGs, one PAT) — including two 50-plus yard FGs — in below-freezing temperatures. The Bengals' offensive line struggled in pass protection, as Burrow was sacked nine times — the most takedowns of a winning QB in NFL postseason history. Titans star RB Derrick Henry, who was playing in his first game since Halloween (foot injury), averaged just 3.1 yards on 20 carries, and the Titans converted just one third down on the afternoon. With the game tied at 16 at the two-minute warning, Tennessee began a drive for a potential game-winning FG. But CB Eli Apple batted a Tannehill pass, and LB Logan Wilson intercepted it with 20 seconds remaining. Burrow quickly hit WR Ja'Marr Chase on a 19-yard pass to set up McPherson's game-winner.

SCORE BY PERIODS table with columns 1, 2, 3, 4, OT, PTS. for Cincinnati and Tennessee.

TEAM — SCORING PLAY table with columns QTR.-LEFT and play descriptions.

Missed FGs: None. Attendance: 69,242. Time: 2:59.

TEAM STATISTICS table with columns CIN. and TENN. for various stats like First downs, Total net yards, etc.

RUSHING

RUSHING table with columns CIN. and TENN. for player stats.

PASSING

PASSING table with columns CIN. and TENN. for player stats.

RECEIVING

RECEIVING table with columns CIN. and TENN. for player stats.

DEFENSE

Cincinnati (press box stats) — ST-AT-TT: L.Wilson 6-2-8, V.Bell 5-1-6, D.Reader 5-1-6, C.Awuzie 3-2-5, J.Bates 4-0-4, G.Pratt 4-0-4, B.Hill 3-0-3, E.Apple 2-1-3, S.Hubbard 2-1-3, M.Hilton 1-1-2, M.Bailey 0-2-2, T.Flowers 1-0-1, Z.Kerr 1-0-1, C.Sample 1-0-1, T.Hendrickson 0-1-1. SKS.-YDS.: V.Bell 1-7. INT.-YDS.: M.Hilton 1-19, J.Bates 1-0, L.Wilson 1-0. PD: E.Apple 1, J.Bates 1, T.Flowers 1, M.Hilton 1, L.Wilson 1. FF: None. FR-YDS.: None.

Tennessee (press box stats) — ST-AT-TT: Z.Cunningham 8-2-10, J.Simmons 7-1-8, D.Long 6-2-8, A.Hooker 4-3-7, K.Fulton 4-2-6, H.Landry 3-3-6, D.Cruikshank 3-1-4, K.Byard 3-0-3, D.Autry 1-2-3, B.Dupree 2-0-2, J.Brown 1-1-2, J.Jenkins 1-1-2, N.Jones 0-2-2, E.Molden 0-2-2, K.Peko 0-2-2, C.Jackson 1-0-1, B.Skrine 1-0-1. SKS.-YDS.: J.Simmons 3-28, H.Landry 1.5-11.5, D.Autry 1.5-7.5, B.Dupree 1-16, D.Long 1-0, K.Peko 0.5-3.5, N.Jones 0.5-1.5. INT.-YDS.: A.Hooker 1-15. PD: A.Hooker 2, D.Autry 1, J.Jenkins 1. FF: None. FR-YDS.: None.

2021 SEASON

AFC CHAMPIONSHIP

Cincinnati Bengals 27, Kansas City Chiefs 24 (OT) Sunday, Jan. 30, 2022 at Arrowhead Stadium

The Bengals earned their third AFC Championship and a berth in Super Bowl LVI after staging a dramatic comeback road win over the two-time defending AFC Champion Chiefs. Kansas City started fast and raced to a 21-3 lead midway through the second quarter, after putting together TD drives of 84, 75 and 72 yards on their first three possessions. But Cincinnati answered when HB Samaje Perine took a screen pass 41 yards for a score to cut the lead to 21-10. With five seconds remaining before halftime, Kansas City had the ball on Cincinnati's one-yard line but opted to try for a TD instead of a FG. The play was stopped for a loss by Bengals CB Eli Apple, and time expired as Cincinnati escaped to the locker room down only 11 points. Cincinnati's offense came to life after the break and pulled ahead midway through the fourth quarter, while the defense adjusted and held Kansas City's high-powered offense to just three second-half points, which came on a game-tying FG at the end of regulation. Kansas City got the ball first in OT, but Bengals S Vonn Bell intercepted a deep pass from Chiefs All-Pro QB Patrick Mahomes. Bengals QB Joe Burrow then led Cincinnati to three first downs, and got into range for 22-year old rookie K Evan McPherson's second game-winning, walk-off FG in as many weeks.

SCORE BY PERIODS table with columns 1, 2, 3, 4, OT, PTS. for Cincinnati and Kansas City.

TEAM — SCORING PLAY table with columns QTR.-LEFT and play descriptions.

Missed FGs: None. Attendance: 73,377. Time: 3:14.

TEAM STATISTICS table with columns CIN. and K.C. for various stats like First downs, Total net yards, etc.

RUSHING

RUSHING table with columns CIN. and K.C. for player stats.

PASSING

PASSING table with columns CIN. and K.C. for player stats.

RECEIVING

RECEIVING table with columns CIN. and K.C. for player stats.

DEFENSE

Cincinnati (press box stats) — ST-AT-TT: L.Wilson 3-7-10, C.Awuzie 5-3-8, G.Pratt 5-3-8, S.Hubbard 4-4-8, E.Apple 6-1-7, V.Bell 3-3-6, B.Hill 1-4-5, T.Hendrickson 3-1-4, J.Bates 2-2-4, M.Hilton 2-1-3, D.Reader 1-2-3, T.Flowers 1-0-1, K.Kareem 1-0-1. SKS.-YDS.: S.Hubbard 2-22, T.Hendrickson 1.5-12.5, B.Hill 0.5-4.5. INT.-YDS.: V.Bell 1-5, B.Hill 1-3. PD: J.Bates 1, V.Bell 1, T.Flowers 1, B.Hill 1, M.Hilton 1. FF: S.Hubbard 1. FR-YDS.: None.

Kansas City (press box stats) — ST-AT-TT: L.Sneed 8-2-10, A.Hitchens 2-4-6, J.Thornhill 2-4-6, T.Mathieu 5-0-5, C.Ward 4-1-5, W.Gay 3-2-5, R.Fenton 2-3-5, J.Reed 2-3-5, N.Bolton 2-1-3, C.Jones 2-1-3, M.Danna 2-0-2, A.Okafor 0-2-2, M.Ingram 1-0-1, B.Niemann 1-0-1, F.Clark 0-1-1, D.Nnadi 0-1-1, D.Sorensen 0-1-1. SKS.-YDS.: M.Ingram 1-7. INT.-YDS.: L.Sneed 1-0. PD: W.Gay 2, R.Fenton 1, A.Hitchens 1, M.Ingram 1, L.Sneed 1, C.Ward 1. FF: None. FR-YDS.: None.

2021 SEASON

SUPER BOWL LVI

L.A. Rams 23, Cincinnati Bengals 20
Sunday night, Feb. 13, 2022 at SoFi Stadium (Inglewood, Calif.)

Playing in their first Super Bowl in 33 years, the four-point underdog Bengals were technically the home team even though the game was held at the "visiting" Rams' home stadium. Cincinnati's first offensive possession stalled at midfield after a failed fourth-and-one conversion, and the Rams took advantage with a 50-yard TD drive to strike first. Los Angeles stretched its lead to 13-3 early in the second quarter, but the Bengals closed to within 13-10 with a trick-play TD pass from HB Joe Mixon to WR Tee Higgins. Then, on the first play of the second half, Higgins caught a 75-yard TD pass from QB Joe Burrow to give Cincinnati its first lead. On the first play of the ensuing possession, an INT by Bengals CB Chidobe Awuzie set up Cincinnati at the Rams' 31-yard line, but the Bengals turned it into only a FG. Behind a strong pass rush, Los Angeles then held Cincinnati scoreless on its final five possessions. After a TD by WR Cooper Kupp gave Los Angeles a three-point lead with 1:25 remaining, Cincinnati's attempt to tie or win ended on fourth-and-one at midfield when Burrow threw an incomplete pass while being tackled.

SCORE BY PERIODS table with columns for 1, 2, 3, 4, OT, PTS. for L.A. Rams and Cincinnati.

TEAM - SCORING PLAY table with columns for TEAM, QTR., LEFT, and play details.

Missed FGs: None. Attendance: 70,048. Time: 3:26.

TEAM STATISTICS table with columns for LARams and CIN. and various statistical categories.

RUSHING

Rushing statistics table with columns for player, ATT, YDS, LG, TD, CIN., and totals.

PASSING

Passing statistics table with columns for player, ATT, CMP, YDS, TD-I, CIN., and totals.

RECEIVING

Receiving statistics table with columns for player, NO, YDS, LG, TD, CIN., and totals.

DEFENSE

L.A. Rams (press box stats) - ST-AT-TT: D.Williams 3-5-8, E.Jones 6-1-7, T.Rapp 4-3-7, A.Robinson 5-1-6, L.Floyd 4-1-5, E.Weddie 4-1-5, A.Donald 3-1-4, D.Long 3-1-4, J.Ramsey 3-1-4, G.Gaines 0-3-3, V.Miller 2-0-2, N.Scott 2-0-2, T.Reeder 1-1-2, J.Hollins 1-0-1, O.Okoronkwo 1-0-1. SKS-YDS.: V.Miller 2-16, A.Donald 2-10, L.Floyd 1-8, E.Jones 1-7, A.Robinson 1-2. INT-YDS.: None. PD: E.Jones 1, V.Miller 1, J.Ramsey 1, D.Williams 1. FF: None. FR-YDS.: None. Cincinnati (press box stats) - ST-AT-TT: L.Wilson 8-1-9, S.Hubbard 5-3-8, G.Pratt 5-3-8, V.Bell 5-2-7, J.Bates 3-3-6, C.Awuzie 5-0-5, E.Apple 3-2-5, M.Hilton 3-1-4, B.Hill 1-2-3, T.Hendrickson 1-1-2, K.Kareem 1-1-2, T.Flowers 1-0-1, D.Reader 1-0-1. SKS-YDS.: T.Hendrickson 1-7, D.Reader 1-6. INT-YDS.: C.Awuzie 1-1, J.Bates 1-0. PD: E.Apple 1, C.Awuzie 1, J.Bates 1, L.Wilson 1. FF: None. FR-YDS.: None.

2022 SEASON

AFC WILD CARD PLAYOFF

Cincinnati Bengals 24, Baltimore Ravens 17
Sunday night, Jan. 15, 2023 at Paycor Stadium

DE Sam Hubbard returned a Baltimore fumble 98 yards for a go-ahead TD early in the fourth quarter that proved to be the difference as Cincinnati hung on for a 24-17 Wild Card Playoff win. The Ravens had driven down to the Bengals' one-yard line looking to take the lead, but when QB Tyler Huntley tried to jump over a pile of linemen and reach the ball across the goal line, it was knocked out by LB Logan Wilson and fell into Hubbard's arms to create the game's biggest turning point. After a TD pass from QB Joe Burrow to WR Ja'Marr Chase in the second quarter gave Cincinnati a 9-0 lead, Baltimore responded with 10 unanswered points and went into halftime ahead. The Bengals got back in front with a 12-play, 88-yard drive in which Burrow completed all six of his passes and finished it off with a one-yard sneak into the end zone. Baltimore quickly struck again on a 41-yard TD pass to WR Demarcus Robinson, but that ended up being the final offensive points from either team as both defenses stepped up with key plays. Huntley drove the Ravens inside the Bengals' 30-yard line with under a minute left, but a desperation heave to the end zone as time expired fell incomplete, sealing the win and a trip to the AFC Divisional Playoff for Cincinnati.

SCORE BY PERIODS table with columns for 1, 2, 3, 4, OT, PTS. for Baltimore and Cincinnati.

TEAM - SCORING PLAY table with columns for TEAM, QTR., LEFT, and play details.

Missed FGs: None. Attendance: 66,399. Time: 3:02.

TEAM STATISTICS table with columns for BALT. and CIN. and various statistical categories.

RUSHING

Rushing statistics table with columns for player, ATT, YDS, LG, TD, CIN., and totals.

PASSING

Passing statistics table with columns for player, ATT, CMP, YDS, TD-I, CIN., and totals.

RECEIVING

Receiving statistics table with columns for player, NO, YDS, LG, TD, CIN., and totals.

DEFENSE

Baltimore (press box stats) - ST-AT-TT: K.Hamilton 5-4-9, R.Smith 3-5-8, M.Humphrey 6-0-6, P.Queen 4-2-6, M.Peters 2-2-4, C.Clark 3-0-3, T.Bowser 2-1-3, B.Washington 1-2-3, O.Oweh 2-0-2, M.Williams 2-0-2, C.Campbell 1-1-2, J.Madubuike 0-2-2, J.Houston 1-0-1, J.Pierre-Paul 0-1-1, B.Urban 1-0-1, T.Jones 0-1-1. SKS-YDS.: T.Bowser 1-9, J.Houston 1-9, O.Oweh 1-6, J.Pierre-Paul 0.5-1, B.Washington 0.5-1. INT-YDS.: None. PD: M.Peters 1, M.Williams 1. FF: K.Hamilton 1. FR-YDS.: K.Hamilton 1-0. Cincinnati (press box stats) - ST-AT-TT: L.Wilson 6-4-10, J.Bates 8-1-9, G.Pratt 5-3-8, E.Apple 5-1-6, B.Hill 4-1-5, Z.Carter 3-1-4, S.Hubbard 2-2-4, V.Bell 2-2-4, C.Sample 1-3-4, M.Hilton 2-0-2, D.Reader 2-0-2, C.Taylor-Britt 1-1-2, J.Tufeke 0-2-2, J.Ossai 1-0-1, J.Tupou 0-1-1. SKS-YDS.: B.Hill 1-9, M.Hilton 1-8. INT-YDS.: A.Davis-Gaither 1-0. PD: A.Davis-Gaither 1, M.Hilton 1, J.Ossai 1, G.Pratt 1, D.Reader 1, C.Sample 1. FF: L.Wilson 1. FR-YDS.: S.Hubbard 1-98.

2022 SEASON

AFC DIVISIONAL PLAYOFF

Cincinnati Bengals 27, Buffalo Bills 10
Sunday, Jan. 22, 2023 at Highmark Stadium

Cincinnati scored on its opening two possessions to grab a 14-0 first-quarter lead, and never looked back in a snowy AFC Divisional Playoff. The Bengals' offense churned out 412 total yards, including 172 rushing. HB Joe Mixon finished with 123 yards from scrimmage, including 105 on the ground with a 5.1-yard rushing average. QB Joe Burrow threw two TD passes and connected with eight different receivers on the afternoon to lead Cincinnati in advancing to the AFC Championship for a second consecutive year.

SCORE BY PERIODS table with columns 1, 2, 3, 4, OT, PTS. Cincinnati: 14, 3, 7, 3, 0, 27. Buffalo: 0, 7, 3, 0, 0, 10.

TEAM - SCORING PLAY table with columns QTR.-LEFT, CIN., BUFF. listing plays like J.Chase 28 pass from J.Burrow (E.McPherson kick) 1-11:40.

Missed FGs: None. Attendance: 70,733. Time: 3:01.

TEAM STATISTICS table comparing CIN. and BUFF. stats like First downs (30 vs 19), Total net yards (412 vs 325), and Time of possession (33:54 vs 26:06).

RUSHING

RUSHING table with columns CIN., ATT, YDS, LG, TD, BUFF., ATT, YDS, LG, TD. Totals: CIN 19, BUFF 64.

PASSING

PASSING table with columns CIN., ATT, CMP, YDS, TD-I, BUFF., ATT, CMP, YDS, TD-I. Totals: CIN 42, BUFF 25.

RECEIVING

RECEIVING table with columns CIN., NO, YDS, LG, TD, BUFF., NO, YDS, LG, TD. Totals: CIN 25, BUFF 32.

DEFENSE

Cincinnati (press box stats) - ST-AT-TT: M.Hilton 6-2-8, L.Wilson 4-3-7, C.Taylor-Britt 6-0-6, E.Apple 5-1-6, V.Bell 5-1-6, J.Bates 5-0-5, G.Pratt 5-0-5, B.Hill 0-3-3, D.Reader 1-1-2, J.Tupou 0-2-2, A.Davis-Gaither 1-0-1, S.Hubbard 1-0-1, Z.Carter 0-1-1. SKS-YDS.: V.Bell 1-3. INT.-YDS.: C.Taylor-Britt 1-0. PD: B.Hill 2, G.Pratt 2, C.Taylor-Britt 2, E.Apple 1, M.Hilton 1. FF: None. FR-YDS.: None. Buffalo (press box stats) - ST-AT-TT: T.Edmunds 10-2-12, M.Milano 7-3-10, J.Johnson 5-2-7, T.Johnson 3-3-6, J.Poyer 3-3-6, K.Elam 3-1-4, T.White 3-1-4, G.Rousseau 3-0-3, D.Marlowe 2-1-3, E.Ankou 2-0-2, S.Lawson 1-1-2, S.Neal 1-1-2, T.Settle 1-1-2, A.Epenesa 1-0-1, D.Jackson 1-0-1, C.Lewis 1-0-1, J.Phillips 1-0-1, E.Oliver 0-1-1. SKS-YDS.: M.Milano 1-2. INT.-YDS.: None. PD: C.Basham 1, T.Edmunds 1, D.Jackson 1, T.Johnson 1, M.Milano 1. FF: None. FR-YDS.: None.

2022 SEASON

AFC CHAMPIONSHIP

Kansas City Chiefs 23, Cincinnati Bengals 20
Sunday night, Jan. 29, 2023 at GEHA Field at Arrowhead Stadium

Seeking its second consecutive Super Bowl appearance, Cincinnati erased deficits of 10 points in the first half and seven points in the second, but ultimately came up short in a back-and-forth game, as Chiefs K Harrison Butker converted a 45-yard FG with three seconds left to win the conference title for Kansas City. The Chiefs took a 13-3 lead late in the second quarter, but the Bengals tied it up with 10 straight points, which included a 27-yard TD pass from QB Joe Burrow to WR Tee Higgins. With Kansas City leading 20-13 early in the fourth quarter, Cincinnati answered when HB Samaje Perine scored on a two-yard run, set up by a 35-yard pass from Burrow to WR Ja'Marr Chase on fourth-and-six from the Chiefs' 41. However, in the game's final seconds, an unnecessary roughness penalty called on the Bengals put Butker in range for the game-winning kick.

SCORE BY PERIODS table with columns 1, 2, 3, 4, OT, PTS. Cincinnati: 0, 6, 7, 7, 0, 20. Kansas City: 3, 10, 7, 3, 0, 23.

TEAM - SCORING PLAY table with columns QTR.-LEFT, CIN., K.C. listing plays like H.Butker 43 field goal 1-8:50.

Missed FGs: None. Attendance: 73,426. Time: 3:23.

TEAM STATISTICS table comparing CIN. and K.C. stats like First downs (18 vs 23), Total net yards (309 vs 357), and Time of possession (27:09 vs 32:51).

RUSHING

RUSHING table with columns CIN., ATT, YDS, LG, TD, K.C., ATT, YDS, LG, TD. Totals: CIN 17, K.C 42.

PASSING

PASSING table with columns CIN., ATT, CMP, YDS, TD-I, K.C., ATT, CMP, YDS, TD-I. Totals: CIN 41, K.C 43.

RECEIVING

RECEIVING table with columns CIN., NO, YDS, LG, TD, K.C., NO, YDS, LG, TD. Totals: CIN 29, K.C 32.

DEFENSE

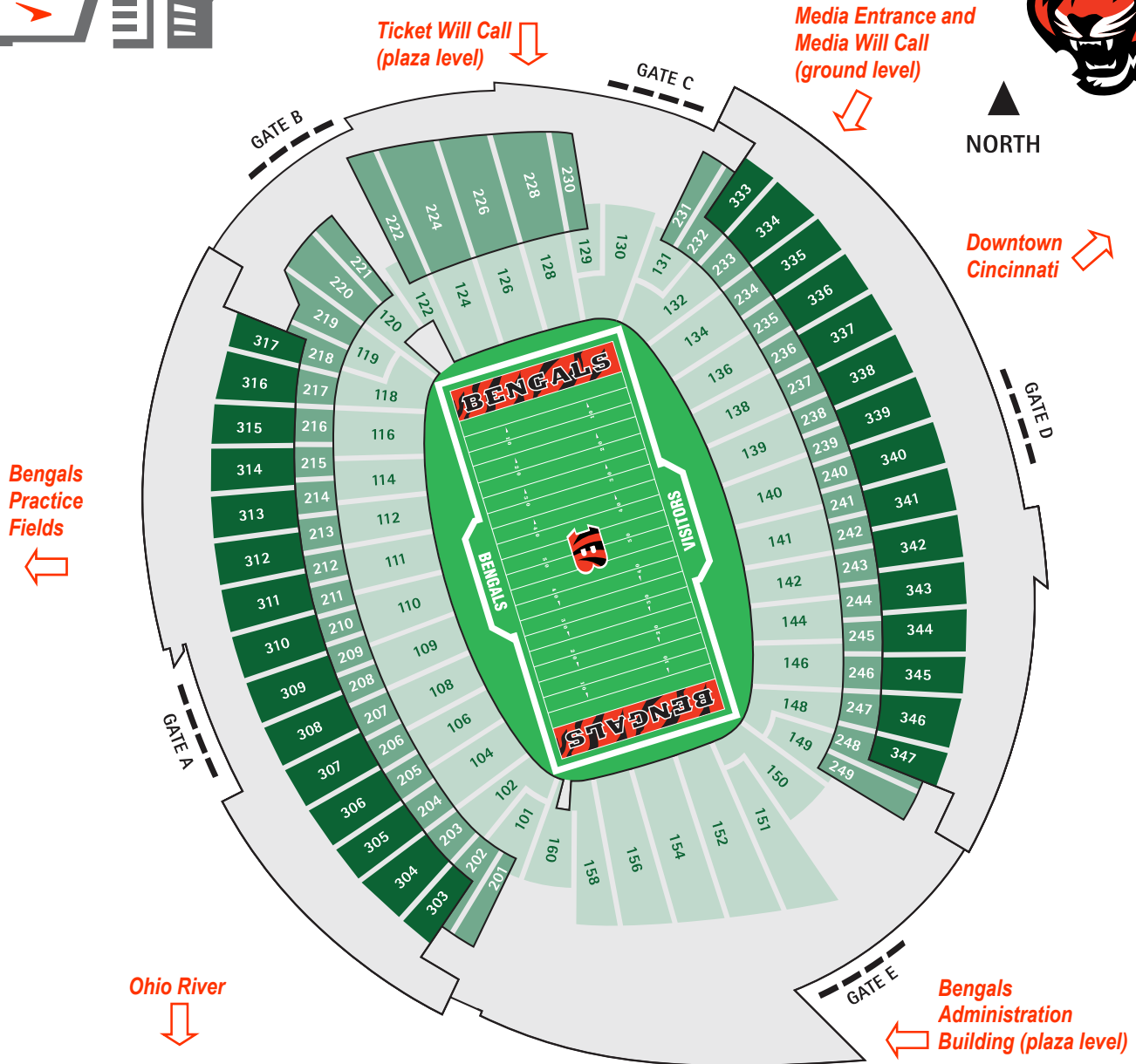
Cincinnati (press box stats) - ST-AT-TT: V.Bell 5-2-7, G.Pratt 2-5-7, E.Apple 5-1-6, L.Wilson 5-1-6, J.Bates 3-3-6, M.Hilton 4-1-5, J.Ossai 3-2-5, D.Reader 1-3-4, C.Taylor-Britt 1-2-3, J.Tupou 1-2-3, Z.Carter 0-3-3, C.Sample 2-0-2, T.Hendrickson 1-1-2, S.Hubbard 1-1-2, B.Hill 0-1-1. SKS-YDS.: S.Hubbard 1-2, C.Sample 1-0, (team) 1-9. INT.-YDS.: None. PD: J.Ossai 1, C.Taylor-Britt 1. FF: None. FR-YDS.: S.Hubbard 1-0. Kansas City (press box stats) - ST-AT-TT: J.Reid 7-0-7, T.McDuffie 6-0-6, M.Danna 3-2-5, B.Cook 4-0-4, Ja.Watson 4-0-4, C.Jones 3-1-4, J.Williams 3-1-4, N.Bolton 1-3-4, K.Saunders 3-0-3, F.Clark 2-1-3, J.Thornhill 2-1-3, G.Karlaftis 1-0-1, L.Sneed 1-0-1, W.Gay 0-1-1, D.Harris 0-1-1, D.Nnadi 0-1-1. SKS-YDS.: C.Jones 2-13, F.Clark 1-5-12, G.Karlaftis 1-4, W.Gay 0-5-3. INT.-YDS.: Ja.Watson 1-10, J.Williams 1-(-4). PD: T.McDuffie 2, Ja.Watson 2, B.Cook 1, J.Reid 1, J.Williams 1. FF: None. FR-YDS.: None.



Paycor Stadium Seating Diagram and Ticket Information



NORTH



Paycor Stadium seats 65,656 for Bengals games. Ticket information is available online by visiting www.bengals.com/tickets. Fans can purchase tickets in any of the following three ways:

- 1) By telephone by contacting Bengals Fan Relations at 513-621-8383, or toll-free at 866-621-8383.
- 2) Online by visiting www.bengals.com/tickets or www.ticketmaster.com.
- 3) In person from 9 a.m.-5 p.m. Monday through Friday at the Bengals ticket office, located in the team's administrative offices on the Plaza Level near Gate E on the southeast side of the stadium. On game days, the ticket office is located on the Plaza Level next to the Pro Shop on the north side of the stadium, opening four hours prior to kickoff for day-of-game ticket purchases.

For information about season tickets, contact Bengals Fan Relations by phone at 513-621-8383 or 866-621-8383, or online by visiting www.bengals.com/tickets. For information about club seats, private suites and hospitality opportunities, contact the team's premium seat sales department at the same number or visit www.bengals.com/tickets.

Paycor Stadium seating elevations are divided into three primary levels. The capacities for those levels are:

SEATING AREA	*NO. OF SEATS
Field Level (light green sections in above diagram)	28,401
Club Level (medium green; includes private suites)	17,925
Canopy Level (dark green)	19,330
	65,656

*NOTE: The capacity numbers listed here do not include additional standing room seats in private suites, or wheelchair-accessible seating locations.



CINCINNATI BENGALS

1 Paycor Stadium, Cincinnati, Ohio 45202
Administrative Offices: (513) 621-3550
Fan Relations: (513) 621-8383 or (866) 621-8383
www.bengals.com

2024 SCHEDULE

Preseason

WEEK	DAY	DATE	OPPONENT	TV NETWORK	TIME
Pre. 1	Sat.	Aug. 10	TAMPA BAY	Bengals PSTV	7 p.m.
Pre. 2	Sat.	Aug. 17	at Chicago	Bengals PSTV	1 p.m.
Pre. 3	Thurs.	Aug. 22	INDIANAPOLIS	Prime Video	8 p.m.

Regular season

WEEK	DAY	DATE	OPPONENT	TV NETWORK	TIME
1	Sun.	Sept. 8	NEW ENGLAND	CBS	1 p.m.
2	Sun.	Sept. 15	at Kansas City	CBS	4:25 p.m.
3	Mon.	Sept. 23	WASHINGTON	ABC	8:15 p.m.
4	Sun.	Sept. 29	at Carolina	FOX	1 p.m.
5	Sun.	Oct. 6	BALTIMORE*	CBS	1 p.m.
6	Sun.	Oct. 13	at N.Y. Giants*	NBC	8:20 p.m.
7	Sun.	Oct. 20	at Cleveland*	CBS	1 p.m.
8	Sun.	Oct. 27	PHILADELPHIA*	CBS	4:25 p.m.
9	Sun.	Nov. 3	LAS VEGAS*	FOX	1 p.m.
10	Thurs.	Nov. 7	at Baltimore*	Prime Video	8:15 p.m.
11	Sun.	Nov. 17	at L.A. Chargers*	CBS	4:25 p.m.
12	Sun.	Nov. 24	— BYE —		
13	Sun.	Dec. 1	PITTSBURGH*	CBS	1 p.m.
14	Mon.	Dec. 9	at Dallas*	ESPN	8:15 p.m.
15	Sun.	Dec. 15	at Tennessee*	FOX	1 p.m.
16	Thurs.	Dec. 19	CLEVELAND*	Prime Video	8:15 p.m.
17	(TBD)	Dec. 28-29	DENVER	(TBD)	(TBD)
18	(TBD)	Jan. 4-5	at Pittsburgh	(TBD)	(TBD)

All times are Eastern.

An asterisk (*) denotes a game subject to flexible scheduling.
Preseason games not nationally televised are broadcast on the Bengals Preseason TV Network.
See www.bengals.com/watch for a list of the regional TV stations on Bengals PSTV.