



# BALTIMORE RAVENS GAME RELEASE

UNDER ARMOUR PERFORMANCE CENTER | 1 WINNING DRIVE | OWINGS MILLS, MD  
PH: 410-701-4000 | BALTIMORERAVENS.COM | TWITTER: @RAVENS

WORLD CHAMPIONS: SUPER BOWL XXXV (2000) & SUPER BOWL XLVII (2012)



## BALTIMORE RAVENS AT CINCINNATI BENGALS



[6-2] **NFL WEEK 10 — NOV. 10, 2019** [0-8]  
**1 P.M. ET — PAUL BROWN STADIUM (65,535)**

### JUST THE FACTS

- Riding a four-game winning streak, the Baltimore Ravens (6-2) travel to face the Cincinnati Bengals (0-8), who are coming off their bye. The Ravens are 6-2 for the fifth time (2006, 2010, 2012, 2019) in team history and for the fourth time under head coach John Harbaugh.
- In a Week 9 primetime battle, the Ravens upended the previously undefeated Patriots, 37-20, at M&T Bank Stadium last Sunday. QB Lamar Jackson finished the game with 224 total yards, throwing for 163 (107.7 QB rating) and running for 61 more. Jackson tossed 1 TD (TE Nick Boyle) and ran for 2 more, while RB Mark Ingram II registered 115 rushing yards as part of Baltimore's 210 overall on the ground.
- The Ravens lead the all-time series with Cincinnati, 24-23. Baltimore has won four of the past seven meetings, while under Coach Harbaugh, the Ravens are 11-12 (with a 3-8 mark in Cincy).
- In Week 6's 23-17 victory over Cincinnati, QB Lamar Jackson became the first player ever to pass for 200 yards (236) and rush for 150 yards (152) in a regular season game. Baltimore racked up 497 total yards, including a season-high 269 rushing. Jackson and RB Mark Ingram II each rushed for TDs, while K Justin Tucker was 3-for-3 on FGAs. Baltimore limited the Bengals to just 250 yards, also winning the time of possession battle, 39:42 to 20:18.
- Under Coach Harbaugh, Baltimore owns the NFL's fifth-most total wins (120) since his 2008 Charm City arrival. The Ravens have appeared in three AFC title games (2008, 2011 & 2012) with "Harbs" at the helm, and in 2012, won Super Bowl XLVII.

### CALLING THE ACTION

**Television: CBS — WJZ Ch. 13 (Baltimore)**

- Kevin Harlan (PBP) - Rich Gannon (analyst) - Jay Feely (field)  
- Jonathan Segal (producer) - Mark Grant (director)

**Local Radio: WBAL (1090 AM/101.5 FM) & 98 Rock (97.9 FM)**

- Gerry Sandusky (PBP) - Jarret Johnson (analyst)

### COACH HARBAUGH SAYS

#### JOHN HARBAUGH ON HIS FAVORITE PART OF THE 2019 RAVENS:

"I love our effort. I love how hard we play. I love how physical our guys are. I love the heart. *How* we do it is good, and that speaks to the players. I really appreciate the players. That's the best part of our team is our guys and the fact that they understand that they need to improve. And everybody in their own way needs to improve on one, two, three, four things. Keep it simple and get better; that's how we improve as a group."

### INJURY UPDATE

Starters SS Tony Jefferson (knee, Week 5) and OLB Pernell McPhee (triceps, Week 7) will miss the rest of the season on Injured Reserve, as will standout slot CB Tavon Young (neck injury, training camp).

### NOTE THE QUOTE

#### USA Today's Tom Schadt on QB Lamar Jackson:

"Jackson is absolutely the real deal. He might not be the best quarterback in the league, but there's nobody else like him. The jukes, arm talent and overall swag are evident. But don't let that stuff overshadow the broad, complex and deeply significant impact that Jackson has on opposing defenses. He creates so many problems and forces teams to come up with solutions on the fly."

### WHAT'S GOING ON?



**Since QB Lamar Jackson made his first NFL start in Week 11 of 2018 vs. Cincinnati, Baltimore has...**

- ✗ Produced a 12-3 record
- ✗ Posted an NFL-high 407.7 total yards of offense per game
- ✗ Registered an NFL-best 216.4 rushing yards per game, tallying at least 200 ground yards on nine occasions
- ✗ Produced the NFL's third-best third-down offense (46.0)
- ✗ Scored the NFL's fourth-most points per game (28.5)
- ✗ Posted the NFL's most rushing TDs (21)

## ACTION JACKSON



# RAVENS INFORMATION

## 2019 RAVENS SCHEDULE [6-2]

Date	Opponent	Result/Time
Sun. Sept. 8	at Miami Dolphins	W, 59-10
Sun. Sept. 15	ARIZONA CARDINALS	W, 23-17
Sun. Sept. 22	at Kansas City Chiefs	L, 28-33
Sun. Sept. 29	CLEVELAND BROWNS	L, 25-40
Sun. Oct. 6	at Pittsburgh Steelers	W, 26-23 (OT)
Sun. Oct. 13	CINCINNATI BENGALS	W, 23-17
Sun. Oct. 20	at Seattle Seahawks	W, 30-16
Sun. Oct. 27	BYE	
Sun. Nov. 3	NEW ENGLAND PATRIOTS	W, 37-20
Sun. Nov. 10	at Cincinnati Bengals	1:00 p.m.
Sun. Nov. 17*	HOUSTON TEXANS	1:00 p.m.
Mon. Nov. 25	at Los Angeles Rams	8:15 p.m. (ESPN)
Sun. Dec. 1*	SAN FRANCISCO 49ERS	1:00 p.m.
Sun. Dec. 8*	at Buffalo Bills	1:00 p.m.
Thurs. Dec. 12	NEW YORK JETS	8:20 p.m. (FOX/NFLN)
Sun. Dec. 22*	at Cleveland Browns	1:00 p.m.
Sun. Dec. 29*	PITTSBURGH STEELERS	1:00 p.m.

\*Flexible Scheduling Games      Home Games in CAPS      All Times Eastern

## NUMBERS TO RAVE ABOUT

**3** – Defensive TDs by the Ravens this season (2 CB Marlon Humphrey FR-TDs & 1 CB Marcus Peters INT-TD), tying the NY Jets for the NFL's second most (NE is first with 4).

**6.43** – Rushing average for QB Lamar Jackson, who ranks (by far) No. 1 among all qualified NFL rushers. SF's Raheem Mostert (5.58) is second.

**9-0** – The Ravens' record when QB Lamar Jackson rushes for at least 70 yards in a game. Baltimore is 10-2 when he reaches 60 rushing yards in a game.

**12** – Regular season wins as a starter for QB Lamar Jackson, ranking as the NFL's second most (tied with Tom Brady) since Jackson made his first start in Week 11 of 2018. (During this span, only Russell Wilson – 13 – has more wins.)

**17** – Total TDs by QB Lamar Jackson (12 passing & 5 rushing).

**17** – QB hits for OLB Matthew Judon, tying LAC's Joey Bosa and GB's Za'Darius Smith for the NFL's third most. (T.J. & J.J. Watt rank first with 20 each.)

**22** – Consecutive FGs made by K Justin Tucker dating back to 2018. Tucker is 17-of-17 this season.

## AFC NORTH STANDINGS

Team	W	L	T	Home	Road	Div.	Con.	PF	PA	Strk.
<b>Baltimore</b>	<b>6</b>	<b>2</b>	<b>0</b>	<b>3-1</b>	<b>3-1</b>	<b>2-1</b>	<b>4-2</b>	<b>251</b>	<b>176</b>	<b>W4</b>
Pittsburgh	4	4	0	3-2	1-2	1-1	4-2	176	169	W3
Cleveland	2	6	0	0-3	2-3	1-0	2-3	152	205	L4
Cincinnati	0	8	0	0-3	0-5	0-2	0-4	124	210	L8

## NOTE OF THE WEEK I

- ✗ The Ravens four-game winning streak ranks as the NFL's third-best active stretch, entering Week 10.
- ✗ Baltimore's four-game winning streak is its first since the 2013 campaign (games 11-14).
- ✗ Under John Harbaugh, Baltimore has won four-consecutive games seven different times during the regular season: 2008, 2010, 2011, 2012 (twice) 2013 & 2019.

## NFL ACTIVE WINNING STREAKS (Entering Week 10)

Rk.	Team	Consec. Wins
1.	San Francisco 49ers	8
2.	New Orleans Saints	6
3.	<b>Baltimore Ravens</b>	<b>4</b>

## NOTE OF THE WEEK II

- ✗ Under John Harbaugh (since 2008), the Ravens own the NFL's best record in the month of November, going 33-13.
- ✗ In 46 November games with Harbaugh at the helm, Baltimore's "D" has limited foes to an NFL-low 17.3 points per game.
- ✗ Baltimore's +26 turnover differential in November games since 2008 ranks No. 2 in the NFL, only behind Carolina (+27).

## BEST NFL RECORDS IN NOVEMBER (Since 2008 / John Harbaugh Era)

Rk.	Team	Record	Pct.
1.	<b>Baltimore Ravens</b>	<b>33-13</b>	<b>.717</b>
2.	New England Patriots	28-13	.683
3.	New Orleans Saints	30-15	.667

## NOTE OF THE WEEK III

Baltimore's top-ranked run game (204.9 ypg) has produced the NFL's most rushes of 10+ yards (45) and ties (Hou. & Min.) to register the most rushes of 20+ yards (11). Baltimore's 5.48 rushing average also ranks No. 1 in the NFL, with Cleveland (5.18) standing second.

10+ YARD RUSHES			20+ YARD RUSHES		
Rk.	Team	10+ Rushes	Rk.	Team	20+ Rushes
1.	<b>Baltimore</b>	<b>45</b>	1.	<b>Baltimore</b>	<b>11</b>
2.	Minnesota	41		Houston	11
3.	San Francisco	39		Minnesota	11

## HUMPHREY A DEFENSIVE PLAYMAKER

During Baltimore's four-game winning streak, CB Marlon Humphrey has been outstanding, continuously making impact plays. Here's a look at the past four games for the third-year player, who's the NFL's only defender with at least 2 INTs, 2 FFs and 2 FRs (3) this season:

- at Pit. (10/6): 1 FR & 1 FF (game-clincher on Ju-Ju Smith-Shuster)
- vs. Cin. (10/13): red zone INT & 2 PD
- at Sea. (10/20): game-sealing, 18-yard FR-TD
- vs. NE (11/3): 70-yard FR-TD (longest FR in team history)



# RAVENS / BENGALS INFORMATION

## 2019 NFL RANKINGS

### OFFENSE

	--Ravens--		--Bengals--	
Category	Stats	Rank	Stats	Rank
Total Offense	427.0	2	317.3	25
Rush Offense	204.9	1	59.5	32
Pass Offense	222.1	20	257.8	11
Points Per Game	31.4	1	15.5	29
3rd-Down Off. %	47.5	5	38.7	19
4th-Down Off. %	75.0	3	46.2	19
Red Zone Off. (TD%)	62.5	9t	33.3	32

### DEFENSE

	--Ravens--		--Bengals--	
Category	Stats	Rank	Stats	Rank
Total Defense	348.8	15	435.8	32
Rush Defense	83.0	2	177.6	32
Pass Defense	265.8	26	258.1	22
Points Per Game	22.0	16	26.3	24
3rd-Down Def. %	41.9	20	43.0	23
4th-Down Def. %	66.7	25t	50.0	14t
Red Zone Def. (TD%)	50.0	8t	41.4	3t

### TEAM

	--Ravens--		--Bengals--	
Category	Stats	Rank	Stats	Rank
Turnover Ratio	+2	12t	-9	29
Penalties	57	10	53	6t
Penalty Yards	459	9	401	2

## RAVENS-BENGALS SERIES HISTORY

- **All-Time Series:** Ravens lead, 24-23.
- **In Cincinnati:** Ravens are 8-15. • **In Baltimore:** Ravens are 16-8.
- **Under John Harbaugh (since 2008):** Ravens are 11-12.

### RAVENS-BENGALS / SINCE 2008 / JOHN HARBAUGH ERA

Date	Location	Result	Attend.
09/07/08	Baltimore	Ravens, 17-10	70,978
11/30/08	Cincinnati	Ravens, 34-3	63,871
10/11/09	Baltimore	Bengals, 17-14	71,161
11/08/09	Cincinnati	Bengals, 17-7	64,313
09/19/10	Cincinnati	Bengals, 15-10	64,071
01/02/11	Baltimore	Ravens, 13-7	71,088
11/20/11	Baltimore	Ravens, 31-24	71,320
01/01/12	Cincinnati	Ravens, 24-16	63,439
09/10/12	Baltimore	Ravens, 44-13	71,064
12/30/12	Cincinnati	Bengals, 23-17	61,565
11/10/13	Baltimore	Ravens, 20-17 OT	70,992
12/29/13	Cincinnati	Bengals, 34-17	62,406
09/07/14	Baltimore	Bengals, 23-16	70,925
10/26/14	Cincinnati	Bengals, 27-24	55,711
09/27/15	Baltimore	Bengals, 28-24	70,970
01/03/16	Cincinnati	Bengals, 24-16	57,254
11/27/16	Baltimore	Ravens, 19-14	70,903
01/01/17	Cincinnati	Bengals, 27-10	54,944
09/10/17	Cincinnati	Ravens, 20-0	55,254
12/31/17	Baltimore	Bengals, 31-27	70,507
09/13/18	Cincinnati	Bengals, 34-23	50,018
11/18/18	Baltimore	Ravens, 24-21	70,077
10/13/19	Baltimore	Ravens, 23-17	70,051

All-time series results appear on page 342 of the Ravens' media guide.

## 2019 RAVENS / BENGALS LEADERS

### PASSING YARDS (TDs/INTs)

Lamar Jackson . . . 1,813 (12/5)	Andy Dalton . . . . . 2,252 (9/8)
Robert Griffin III . . . . . 55 (1/0)	n/a . . . . . n/a (n/a)

### RUSHING YARDS (AVG.)

Lamar Jackson . . . . . 637 (6.43)	Joe Mixon . . . . . 320 (3.17)
Mark Ingram II . . . . . 585 (5.13)	Giovani Bernard . . . . . 80 (2.67)

### RECEIVING YARDS (CATCHES)

Mark Andrews . . . . . 470 (38)	Tyler Boyd . . . . . 536 (51)
Marquise Brown . . . . . 374 (24)	Auden Tate . . . . . 391 (27)
Willie Snead IV . . . . . 238 (17)	Alex Erickson . . . . . 343 (25)

### POINTS

Justin Tucker . . . . . 75	Randy Bullock . . . . . 46
Mark Ingram II . . . . . 44	Three Players . . . . . 18
Lamar Jackson . . . . . 30	Four Players . . . . . 6

### INTERCEPTIONS (YARDS)

Marlon Humphrey . . . . . 2 (14)	William Jackson . . . . . 1 (19)
Earl Thomas III . . . . . 2 (38)	Darius Phillips . . . . . 1 (27)
Three Players . . . . . 1 (n/a)	n/a . . . . . n/a

### SACKS (YARDS)

Matthew Judon . . . . . 4 (-32)	Geno Atkins . . . . . 3 (-13)
Pernell McPhee (IR) . . . . . 3 (-18)	Sam Hubbard . . . . . 3 (-21)
Bowser / Onwuasor . . . . . 2 (n/a)	Three Players . . . . . 1 (n/a)

### TACKLES

Patrick Onwuasor . . . . . 38	Nick Vigil . . . . . 65
B. Carr / M. Humphrey . . . . . 28	Shawn Williams . . . . . 64

### GROSS PUNTING (NET)

Sam Koch . . . . . 46.9 (42.2)	Kevin Huber . . . . . 43.5 (41.1)
--------------------------------	-----------------------------------

### FIELD GOALS (PCT.)

Justin Tucker . . . 17/17 (100.0)	Randy Bullock . . . 11/13 (84.6)
-----------------------------------	----------------------------------

### PUNT RETURN YARDS (AVG.)

Cyrus Jones . . . . . 113 (9.4)	Alex Erickson . . . . . 57 (6.3)
---------------------------------	----------------------------------

### KICKOFF RETURN YARDS (AVG.)

Justice Hill . . . . . 227 (18.9)	Brandon Wilson . . . 337 (37.4)
-----------------------------------	---------------------------------

## 2019 TALE OF THE TAPE

Category	Ravens	Bengals
Record . . . . .	6-2	0-8
Current Streak . . . . .	Won 4	Lost 8
Points Scored . . . . .	251	124
TDs Scored . . . . .	29	13
Rushing TDs Scored . . . . .	13	3
Passing TDs Scored . . . . .	13	9
TDs on Returns . . . . .	3	1
Points Against . . . . .	176	210
TDs Allowed . . . . .	18	22
Rushing TDs Allowed . . . . .	9	10
Passing TDs Allowed . . . . .	8	11
TDs on Returns Allowed . . . . .	1	1
Time of Poss. Avg. . . . .	35:23	27:34
KOR Avg. For . . . . .	19.3	29.6
KOR Avg. Against . . . . .	21.7	20.5
PR Avg. For . . . . .	9.4	5.6
PR Avg. Against . . . . .	5.7	5.5
Sacks . . . . .	14	9
Sacks Allowed . . . . .	18	29
Interceptions . . . . .	7	2
Interceptions Thrown . . . . .	5	8
Fumbles Lost/Recovered . . . . .	4/4	7/4

# RAVENS / BENGALS INFORMATION

## RAVENS / BENGALS CONNECTIONS

### Franchise Connections

- Baltimore quarterbacks coach **James Urban** spent seven seasons (2011-17) with Cincinnati as wide receivers coach. From 2011-17, Urban helped Bengals **WR A.J. Green** rank fourth in the league in receiving yards (8,213), fifth in receptions (556) and sixth in receiving TDs (57).
- Cincinnati special teams coordinator **Darrin Simmons** spent his first year (1998) in the NFL with the Ravens as assistant special teams coach/assistant strength and conditioning coach.
- Bengals **CB Tony McRae** spent part of the 2017 season with the Ravens and played in four games, after spending two weeks on the practice squad.

### Local Connections

- Several Baltimore coaches and players have ties to the University of Cincinnati: head coach **John Harbaugh** (special teams/TEs, OLBs/RBs; 1989-94 & assistant head coach; 1995-96), defensive coordinator **Don Martindale** (DEs; 1996 & LBs/special teams coordinator; 1997-98), senior assistant/running backs coach **Craig Ver Steeg** (QB/WRs/recruiting coordinator; 1990-93), assistant defensive backs coach **Jesse Minter** (defensive graduate assistant/LBs; 2007-09), and assistant special teams coach **T.J. Weist** (WRs; 2010-12).
- Additionally, Ravens defensive backs coach **Chris Hewitt** (1992-95) and **WR Chris Moore** (2012-15) played collegiately for the Bearcats.
- Both Harbaugh (Perrysburg) and Martindale (Dayton) hail from Ohio, as well as **G/C Matt Skura** (Columbus) and **DE Chris Wormley** (Toledo).
- Ravens **DT Brandon Williams** attended Harmony Prep in Cincinnati.
- Bengals senior defensive assistant **Mark Duffner** served as head coach for the University of Maryland for five seasons (1992-96), compiling an 80-40-1 record and leading the Terrapins back to the national rankings in 1995 for the first time in nine seasons.
- Cincinnati secondary/cornerbacks coach **Daronte Jones** is a native of Capital Heights, MD, and played collegiately at Baltimore's Morgan State University (1997-2000).

## LAST GAME VS. CINCY: WEEK 6

### RAVENS 23, BENGALS 17

M&T Bank Stadium • Oct. 13, 2019 • Week 6

In Week 6's 23-17 victory over Cincinnati, QB Lamar Jackson became the first player ever to pass for 200 yards (236) and rush for 150 yards (152) in a regular season game. Baltimore racked up 497 total yards, including a season-high 269 rushing (sixth most in franchise history). Jackson and RB Mark Ingram II each rushed for TDs, while K Justin Tucker was 3-for-3 on FGAs, becoming the fastest kicker in league history to reach the 1,000-point milestone (118 games). Baltimore limited the Bengals to just 250 yards, also winning the time of possession battle, 39:42 to 20:18. The Bengals were held to 33 rushing yards on 14 tries (2.4 per attempt.) Jackson completed 6 passes to TE Mark Andrews, who led all receivers with 99 yards, while Ingram II added 52 rushing yards on 13 carries. Cincy QB Andy Dalton finished 21-of-39 for 235 yards, including 5 for 91 to WR Auden Tate.

## WEEK 9 VS. NEW ENGLAND RECAP

### RAVENS 37, PATRIOTS 20

M&T Bank Stadium • Nov. 3, 2019 • Week 9

Before a national-television audience, the Ravens beat the previously undefeated Patriots (8-0) – and the defending Super Bowl champions – 37-20 at M&T Bank Stadium. By game's end, the Ravens' enthusiastic home crowd was chanting "MVP" in a salute to QB Lamar Jackson, who finished with 224 total yards, throwing for 163 (107.7 QB rating) and running for 61 more. Baltimore leaped to a 17-0 lead early in the second quarter. The Ravens opened the game with an 11-play, 75-yard drive that ended with a 3-yard Jackson touchdown run. After a K Justin Tucker 39-yard FG made it 10-0, RB Gus Edwards raced 12 yards for the game's second TD in the first minute of the second quarter. But, the Patriots roared back, scoring a TD after recovering a CB/RS Cyrus Jones muffed punt at the Baltimore 20-yard line. Four plays later, QB Tom Brady hit WR Mohamed Sanu Sr. with a 4-yard TD strike. Later in the quarter, Ravens RB Mark Ingram II lost a fumble to DT Lawrence Guy (a former Raven) at the Baltimore 19. But the Ravens' defense held, forcing a K Nick Folk 22-yard FG. Folk then added a 19-yard FG to make the score 17-13 at the half. The Patriots opened the second half with an impressive drive until WR Julian Edelman fumbled a Brady pass at the Ravens' 30, and CB Marlon Humphrey picked up the loose ball and sprinted 70 yards to the end zone for a 24-13 lead. (It was the longest fumble return in team history.) Once again, the Patriots fought back, scoring a 1-yard RB James White TD at the end of an 11-play series to make the score 24-20 after three quarters. The Ravens then owned the final period, scoring 2 TDs, the first coming on a Jackson-to-TE Nick Boyle TD toss and the second on a 1-yard Jackson run. Boyle, a 5th-year veteran, scored the first TD of his career and led the Ravens with 5 catches. Ingram II was the game's leading rusher, gaining 115 yards on 15 carries. Brady was 30-of-46 for 285 yards, with two-thirds of his completions going to Edelman (89 yards) and Sanu Sr. (81), who each caught 10. S Earl Thomas III produced the 30th INT of his career.



## RAVENS RADIO BROADCASTS

- The Ravens' 2019 radio team features Gerry Sandusky and former Ravens OLB Jarret Johnson. Sandusky, WBAL-TV 11's sports director, delivers the play-by-play for the broadcast team, while Johnson serves as a color analyst.
- Ravens games can be heard on 98Rock (97.9 FM), WBAL 1090 AM/101.5 FM, baltimoreravens.com, in the Ravens mobile app (when fans are in Baltimore) and on 26 regional affiliates. The network broadcast spans four states – Maryland, Pennsylvania, Delaware & Kentucky – and Washington, D.C.
- Additionally, Ravens games can be heard in Spanish on WDCN La Nueva 87.7 FM in the D.C. area. Games are called by David Andrade and Gustavo Salazar, with Ximena Lugo as producer.





# RAVENS WINNING WAYS

## TOP FRANCHISES / SINCE 2000

### TOTAL WINS

1. New England Patriots . . 263
2. Pittsburgh Steelers . . . 216
3. Indianapolis Colts . . . 208
4. Green Bay Packers . . . 203
5. Philadelphia Eagles . . 200
- 6. BALTIMORE RAVENS . . 197**

### SUPER BOWL BERTHS

1. New England Patriots . . . 9
2. New York Giants . . . . . 3
- Pittsburgh Steelers . . . . . 3
- Seattle Seahawks . . . . . 3
- 5. BALTIMORE RAVENS . . . 2**
- Car., Den., Ind., Phi. . . . . 2

### SUPER BOWL TITLES

1. New England Patriots . . . 6
- 2. BALTIMORE RAVENS . . . . 2**
- New York Giants . . . . . 2
- Pittsburgh Steelers . . . . . 2
- Den., GB, Ind., . . . . . 1
- NO, Phi., Sea., TB . . . . . 1

### CONF. TITLE GAMES

1. New England Patriots . . 13
2. Philadelphia Eagles . . . . 6
- Pittsburgh Steelers . . . . . 6
- 4. BALTIMORE RAVENS . . . . 4**
- Green Bay Packers . . . . . 4
- Indianapolis Colts . . . . . 4

### WINNING SEASONS

1. New England Patriots . . 18
2. Pittsburgh Steelers . . . . 15
3. Indianapolis Colts . . . . . 14
- 4. Baltimore Ravens . . . . . 13**
- GB, Phi. & Sea. . . . . 13

### PLAYOFF BERTHS

1. New England Patriots . . 16
2. Indianapolis Colts . . . . . 14
3. Green Bay Packers . . . . 13
4. Phi., Pit. & Sea. . . . . 12
- 7. BALTIMORE RAVENS . . . . 11**

### PLAYOFF GAMES

1. New England Patriots . . 40
2. Indianapolis Colts . . . . . 26
3. Pittsburgh Steelers . . . . 25
- Philadelphia Eagles . . . 25
- 5. BAL., GB, Sea. . . . . 24**

### PLAYOFF WINS

1. New England Patriots . . 30
- 2. BALTIMORE RAVENS . . . 15**
- Pittsburgh Steelers . . . . 15
4. Philadelphia Eagles . . . 14
5. Indianapolis, Seattle . . . 13

### PLAYOFF PERFORMERS



In a magnificent effort showcasing thrilling performances by their defense, offense and special teams units, the Baltimore Ravens won Super Bowl XXXV with a 34-7 victory over the New York Giants. Allowing the Giants a meager 152 total net yards, New York's attack crossed midfield just twice, while Baltimore's "D" posted 4 INTs. LB Ray Lewis was named the game's MVP, capping an accolade-filled season in which he was also tabbed the NFL's Defensive Player of the Year.

Baltimore defeated San Francisco, 34-31, in Super Bowl XLVII, capturing the franchise's second World Championship. After an amazing first-half performance, the Ravens took a commanding 28-6 lead. But following a bizarre, 34-minute power outage that halted play, the 49ers stormed back into contention. Clinging to a 34-29 edge late in the game, the Ravens stood firm on a pivotal goal-line stand, jamming SF on four-straight plays inside the 7-yard line. QB Joe Flacco was named the game's MVP.

### PLAYOFF PERFORMERS

#### PLAYOFF WINNING PERCENTAGE (Since 1970 Merger)

Rk.	Team	Record	Pct.
1.	New England Patriots*****	36-19	.655
<b>2.</b>	<b>Baltimore Ravens**</b>	<b>15-9</b>	<b>.625</b>
	New York Giants****	20-12	.625
4.	San Francisco 49ers*****	30-19	.612
5.	Pittsburgh Steelers*****	36-24	.600

\* Number of Super Bowl Titles

## JOHN HARBAUGH ERA [SINCE 2008]

### PLAYOFF BERTHS

1. New England Patriots . . 10
2. Green Bay Packers . . . . . 8
- 3. BALTIMORE RAVENS . . . . 7**
- Indianapolis Colts . . . . . 7
- Pittsburgh Steelers . . . . . 7
- Seattle Seahawks . . . . . 7

### TOTAL WINS

1. New England Patriots . . 158
2. Pittsburgh Steelers . . . 127
3. Green Bay Packers . . . 122
- New Orleans Saints . . . 122
- 5. BALTIMORE RAVENS . . 120**
6. Seattle Seahawks . . . . 114

### PLAYOFF WINS

1. New England Patriots . . 16
- 2. BALTIMORE RAVENS . . . 10**
3. Green Bay Packers . . . . . 9
- Seattle Seahawks . . . . . 9
5. Pittsburgh Steelers . . . . 8

### PLAYOFF GAMES

1. New England Patriots . . 23
- 2. BALTIMORE RAVENS . . . 16**
- Green Bay Packers . . . . 16
4. Seattle Seahawks . . . . . 15
5. Pittsburgh Steelers . . . . 14

### AFC TITLE GAMES

1. New England Patriots . . . 8
- 2. BALTIMORE RAVENS . . . . 3**
- Pittsburgh Steelers . . . . . 3
4. Denver Broncos . . . . . 2
- Indianapolis Colts . . . . . 2
- New York Jets . . . . . 2

### PLAYOFF ROAD WINS

- 1. BALTIMORE RAVENS . . . . 7**
2. Green Bay Packers . . . . . 5
3. New York Jets . . . . . 4
4. Philadelphia Eagles . . . . 3
- San Francisco 49ers . . . . 3
6. Ind., LAC, NYG, Pit., Sea. . . 2

### REG. SEASON WINS

1. New England Patriots . . 142
2. Pittsburgh Steelers . . . 119
3. New Orleans Saints . . 115
4. Green Bay Packers . . . 113
- 5. BALTIMORE RAVENS . . 110**
6. Indianapolis Colts . . . 106
7. Seattle Seahawks . . . . 105

### REG. SEASON HOME WINS

1. New England Patriots . . 80
- 2. BALTIMORE RAVENS . . . 68**
- Green Bay Packers . . . . 68
4. Pittsburgh Steelers . . . 66
5. New Orleans Saints . . . 65
6. Minnesota Vikings . . . 63
7. Seattle Seahawks . . . . 62

### SUPER BOWL SUCCESS

The Baltimore Ravens are one of four franchises (New England, NY Giants and Pittsburgh) to win multiple Super Bowls since 2000.



# HEAD COACH JOHN HARBAUGH

## ALL-TIME RAVENS COACHING RECORDS

John Harbaugh is the third head coach in Baltimore Ravens history. He is the franchise's all-time winningest coach (120 total victories).

Coach	Seasons	Reg. Season	Playoffs	Total
<b>John Harbaugh</b>	<b>2008-19</b>	<b>110-74</b>	<b>10-6</b>	<b>120-80</b>
Brian Billick	1999-2007	80-64	5-3	85-67
Ted Marchibroda	1996-98	16-31-1	n/a	16-31-1

## HARBAUGH COACHING RECORDS (2008-19)

• Overall Career Record . . . 120-80	• vs. NFC . . . . . 27-19
• Regular Season Record . . 110-74	• Playoffs Record . . . . . 10-6
• at Home . . . . . 68-24	• Home Playoff Games . . . . . 2-1
• on Road . . . . . 42-50	• Road Playoff Games . . . . . 7-5
• vs. AFC . . . . . 83-55	• Super Bowl Record . . . . . 1-0
• vs. AFC North . . . . . 42-27	• vs. Bengals . . . . . 11-12

## RAVENS WINS UNDER HARBAUGH

Including playoffs (10-6), the Ravens are 120-80 since John Harbaugh's 2008 arrival, ranking as the NFL's fifth-most total wins.

### TOTAL NFL WINS / INCLUDING PLAYOFFS / SINCE 2008

Rk.	Team	Total Wins
1.	New England Patriots	158
2.	Pittsburgh Steelers	127
3.	Green Bay Packers	122
	New Orleans Saints	122
5.	<b>Baltimore Ravens</b>	<b>120</b>

## HARBS' RAVENS TENURE

Year	Record	Playoffs (Result)
2019	6-2	n/a
2018	10-6	0-1 (Advanced to Wild Card Round)
2017	9-7	No Playoff Berth
2016	8-8	No Playoff Berth
2015	5-11	No Playoff Berth
2014	10-6	1-1 (Advanced to Divisional Round)
2013	8-8	No Playoff Berth
2012	10-6	4-0 (Won Super Bowl XLVII)
2011	12-4	1-1 (Advanced to AFC Championship)
2010	12-4	1-1 (Advanced to Divisional Round)
2009	9-7	1-1 (Advanced to Divisional Round)
2008	11-5	2-1 (Advanced to AFC Championship)

## AN ELITE GROUP

### MOST PLAYOFF WINS BY A COACH / FIRST 11 SEASONS / ALL TIME

Coach (Team)	Playoff Wins	Seasons
Joe Gibbs (Was.)	15	1981-91
Chuck Noll (Pit.)	14	1969-79
Bill Belichick (Cle. & NE)	11	1991-95, 2000-05
<b>John Harbaugh (Bal.)</b>	<b>10</b>	<b>2008-18</b>
Pete Carroll (NE & Sea.)	10	1997-98, 2010-16
Mike McCarthy (GB)	10	2006-16
Andy Reid (Phi.)	10	1999-2009
George Seifert (SF & Car.)	10	1989-96, '99-'01
Bill Walsh (SF)	10	1979-88

**SUPER BOWL  
XLVII  
CHAMPION**



## HARBAUGH FAST FACTS

John Harbaugh has led the Ravens to a playoff berth in seven (2008-12, 2014 & 2018) of his 11 full seasons, and in 2012, captured the franchise's second Super Bowl title. Under "Harbs," the Ravens have secured an appearance in three AFC Championships (2008, 2011 & 2012).

Here are several Harbaugh quick hits:

- The Ravens are one of only six teams (NE – 10; GB – 8; Bal., Ind., Pit. & Sea. – 7) to earn at least seven postseason berths in the last 11 years. (Baltimore has won at least one game in six of those seven playoff campaigns.)
- The Ravens' 10 playoff wins since 2008 rank second only to New England's 16.
- "Harbs" is the only head coach in NFL history to win a playoff game in each of his first four and five seasons.
- John and his brother, Jim (formerly of the 49ers), are the only head coaches to advance to three conference title games in the first five years as NFL bosses.
- Harbaugh is the only coach in NFL history to win a playoff game in six of the first seven seasons of a coaching career.
- In 2012, Harbaugh became the third coach (with Bill Cowher & Chuck Knox) since the 1970 merger to guide his team to the playoffs in each of his first five seasons.
- Harbaugh owns the fourth-most playoff wins (10, tied) by a coach in his first 11 seasons all time. (See chart at left.)
- With the Ravens' 2014 playoff berth, Harbaugh became one of eight coaches in NFL history to make the postseason in six of their first seven seasons coaching.
- Of coaches to make the playoffs in at least seven of their first 11 years, "Harbs" is one of four active coaches to do so (Pete Carroll - 8, Andy Reid - 8 & Mike Tomlin - 8).
- Harbaugh, Tom Landry (Dal.) and Tom Coughlin (Jax./NYG) own the most road playoff wins (7) by a HC in NFL history.



# HEAD COACH JOHN HARBAUGH

## ACTIVE HEAD COACH WINNING PERCENTAGE

Baltimore Ravens head coach John Harbaugh owns the fifth-best winning percentage (.600) among active coaches (min. 75 games), compiling a strong 120-80 record (including playoffs).

## ACTIVE HEAD COACHES / CAREER WINNING PERCENTAGE (Totals Include Regular Season and Playoff Games / Min. 75 Games)

Rk.	Coach	Team	Seasons	Record	Pct.
1.	Bill Belichick	Cle./NE	1991-95, 2000-19	300-135	.690
2.	Mike Tomlin	Steelers	2007-19	137-77-1	.640
3.	Sean Payton	Saints	2006-19	133-81	.621
4.	Andy Reid	Phi./KC	1999-2019	213-141-1	.601
5.	<b>John Harbaugh</b>	<b>Ravens</b>	<b>2008-19</b>	<b>120-80</b>	<b>.600</b>
6.	Pete Carroll	NYJ/NE/Sea.	'94, '97-99, '10-19	139-95-1	.594
7.	Mike Zimmer	Vikings	2014-19	54-37-1	.592

## HARBS' REG. SEASON TRENDS

On grass .....	52-36
Artificial turf .....	58-38
September .....	27-14
October .....	20-25
November .....	33-13
December .....	27-20
January .....	3-2
Leading at halftime .....	89-18
Leading after 3 quarters .....	97-16
When scoring first .....	81-25
Positive or even turnover ratio .....	86-31
Scoring 20 or more points .....	93-34
Scoring 30 or more points .....	40-5
Totaling 350 or more net yards .....	62-28
Rushing for 150 or more yards .....	39-9
Holding opp. under 250 net yards .....	39-6
Holding opp. under 21 points .....	90-15
Holding opp. under 15 points .....	63-7

## POSTSEASON SUCCESS: ACTIVE COACHES

### PLAYOFFS WIN PERCENTAGE (Min. 5 Games)

Rk.	Coach	Rec.	Pct.
1.	Bill Belichick	31-11	.738
2.	<b>John Harbaugh</b>	<b>10-6</b>	<b>.625</b>
3.	Dan Quinn	3-2	.600
4.	Sean Payton	8-6	.571
5.	Pete Carroll	10-8	.556

### SUPER BOWL TITLES

1. Bill Belichick .....	6
2. <b>John Harbaugh</b> .....	<b>1</b>
Pete Carroll .....	1
Sean Payton .....	1
Doug Pederson .....	1
Mike Tomlin .....	1

## HARBAUGH'S CAREER STOPS

Team	Position	Years
<b>Baltimore Ravens</b>	<b>Head Coach</b>	<b>2008-19</b>
Philadelphia Eagles	Secondary	2007
Philadelphia Eagles	Special Teams Coord.	1998-2006
Indiana University	DBs/Special Teams Coord.	1997
University of Cincinnati	Assistant Head Coach	1995-96
University of Cincinnati	TEs/OLBs/RBs/Special Teams	1989-94
Morehead State	DBs/ST Coord./S&C Coach	1988
University of Pittsburgh	Tight Ends	1987
Western Michigan	Graduate Assistant	1984-86

## RAVENS UNDER HARBAUGH: SINCE 2008

**3**

**AFC TITLE GAMES**  
(2nd Most - tied, Pit.)

**7**

**ROAD PLAYOFF WINS**  
(NFL High)

**10**

**PLAYOFF WINS**  
(2nd Most, NE - 16)

**68**

**WINS AT HOME**  
(2nd Most, tied, GB)

**120**

**TOTAL VICTORIES**  
(5th Most)

*"I can't think of a coach I respect any more than John. He's got an amazing presence about him. Look what he's done. He's done great things for this organization."*

*- Jim Nantz, CBS Announcer, Dec. 2018*





# RAVENS SPECIAL TEAMS NOTES

## HORTON INHERITS A RICH HISTORY

Following the 2019 retirement of longtime ST coordinator Jerry Rosburg, Chris Horton took over as the Ravens' special teams coach. Horton served as Rosburg's assistant coach for the past three seasons and now leads Baltimore's standout ST battery.

### SIX PRO BOWLERS

• Six Ravens have earned eight combined Pro Bowl honors during the John Harbaugh Era (since 2008): ST Brendon Ayanbadejo (2008), K Billy Cundiff (2010), RS Jacoby Jones (2012), K Justin Tucker (2013 & 2016), LS Morgan Cox (2015 & 2016) and P Sam Koch (2015).

### PRIME KICKER & PUNTER

• Two-time Pro Bowl K Justin Tucker, who the Ravens signed as a rookie free agent, owns the NFL's most FGs (254) since entering the NFL in 2012. With a 90.7% career success mark, "Tuck" is the most accurate kicker in league history (254-of-280 on FGAs). Earning his first Pro Bowl nod in 2015, P Sam Koch's 46.7 gross average ranked No. 9 in the NFL that season, while his 42.9 net average was No. 2. In 2017, Koch led the NFL in both punts inside the 10 (16) and the 20 (a franchise-record 40).

### 2018: ANOTHER RAVENS RETURN MAN SCORES BIG

• In Week 12's win vs. Oakland, Baltimore native CB/RS Cyrus Jones posted a 70-yard punt return TD, marking the Ravens' first PR-TD since 10/15/17, when Michael Campanaro had a 77-yarder vs. Chicago. Dating back to 2011, six different Ravens have returned punts for touchdowns: Campanaro, Kaelin Clay, Tandon Doss, C. Jones, Jacoby Jones and Lardarius Webb.

### RAVENS' BIG RETURNS IN JONES' MAGICAL SEASON

• Led by Pro Bowl RS Jacoby Jones in the 2012 Super Bowl season, Baltimore ranked first in the NFL in KOR average (27.3). Jones, who became the first player ever to record dual KORs of at least 105 yards in a career, tied for a league-leading 3 kick return TDs (2 KORs & 1 PR). He also tied an NFL record for longest KOR in a Super Bowl with his 108-yard KOR-TD. (In 2014's game at Pit., he added another 108-yarder to his resume, marking 4 total KOR-TDs over 100 yards in his career.)

## BALTIMORE BLOCK PARTY

Since 2014, the Ravens own the NFL's fifth-most blocked kicks (13), including an NFL-high 4 (tied) in 2016.

### BLOCKED KICKS / SINCE 2014

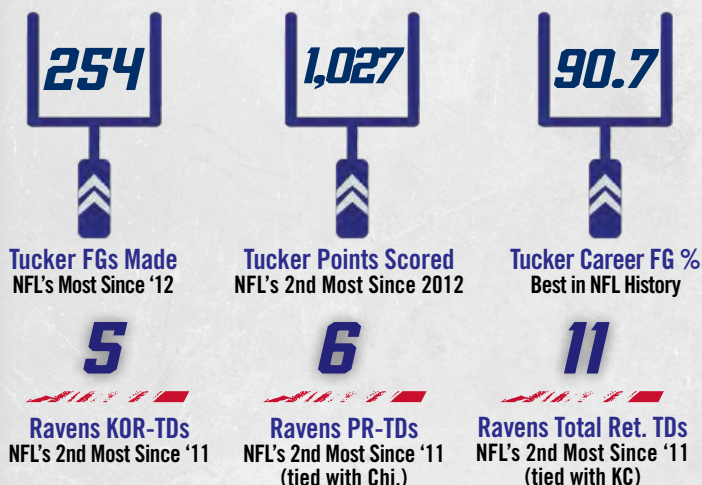
Rk.	Team	Blocks
1.	Philadelphia.....	17
2.	New England.....	16
3.	Miami.....	15
4.	Denver.....	14
5.	Baltimore.....	13

### MOST BLOCKED KICKS (2016 Season)

Rk.	Team	Blocks
1.	Baltimore.....	4
	Miami.....	4
3.	Five Teams.....	3

### RAVENS' 13 BLOCKS: BREAKDOWN [SINCE 2014]

Total Blocks ... 13	1st Qtr. .... 3	When Losing... 8
FG Blocks ..... 7	2nd Qtr. .... 1	When Winning... 3
PAT Blocks ..... 3	3rd Qtr. .... 3	When Tied.... 2
Punt Blocks.... 3	4th Qtr. .... 6	Record ..... 9-4



## SEVEN STRAIGHT IN TOP 6

In the past seven seasons (2012-18), in the annual special teams report from senior NFL writer Rick Gosselin, Baltimore has ranked in the NFL's Top 6 for seven-straight seasons. (Gosselin's report is recognized by NFL teams as a special teams measuring stick.)

### RAVENS SPECIAL TEAMS RANKINGS IN RICK GOSSELIN'S ANNUAL REPORT (Past Seven Seasons)

Season	Ranking
2018 .....	.6th
2017 .....	.4th
2016 .....	.5th
2015 .....	.1st
2014 .....	.5th
2013 .....	.5th
2012 .....	.2nd

No other NFL team has been in the Top 6 (or even the Top 10) in each of the past seven seasons.

## TOP KOR AVERAGE

Since 2008, when John Harbaugh became the Ravens' head coach, Baltimore owns the NFL's No. 1 KOR average (25.0).

### NFL KICKOFF RETURN AVERAGE (Since 2008 / Harbaugh's Baltimore Tenure)

Rk.	Team	KOR	Yards	Avg.	Long	TDs
1.	Baltimore Ravens	492	12,278	25.0	108t	7
2.	Minnesota Vikings	528	12,947	24.5	109t	10
3.	New York Jets	559	13,386	23.9	107t	7



# RAVENS OFFENSIVE NOTES

## ROMAN ELEVATED TO O.C.

Following the 2018 season, the Ravens named Greg Roman their offensive coordinator. Roman is a 21-year NFL coaching veteran who spent 2018 as the team's assistant head coach/TEs coach. He re-joined the Ravens in 2017 as a senior offensive assistant/TEs coach after his first stint with the team as an assistant O-line coach from 2006-07.

Previously, Roman was a successful "O" coordinator with the Buffalo Bills (2015-16) and San Francisco 49ers (2011-14). With each team, Roman worked with QBs who totaled their highest single-season passer ratings under his guidance: Tyrod Taylor (Bills – 99.4 in 2015), Colin Kaepernick (49ers – 98.3 in 2012) and Alex Smith (49ers – 104.1 in 2012).

## TEAM RECORDS SET IN WEEK 1 OF 2019

On Sept. 8 at Miami, the Ravens established team records for most points (59) and yards (643) in a game, beating the Dolphins 59-10 on Kickoff Weekend. Here are the top marks in franchise history:

### MOST TOTAL NET YARDS / RAVENS SINGLE-GAME HISTORY

Rk.	Yards	Date/Opp.	Result
1.	643	9/8/19 at Mia.	W, 59-10
2.	553	9/25/11 at STL	W, 37-7
3.	548	12/13/09 vs. Det.	W, 48-3
4.	533	12/23/12 vs. NYG	W, 33-14
5.	503	9/23/12 vs. NE	W, 31-30

### MOST POINTS / RAVENS SINGLE-GAME HISTORY

Rk.	Points	Date/Opp.	Result
1.	59	9/8/19 at Mia.	W, 59-10
2.	55	11/11/12 vs. Oak.	W, 55-20
3.	48	12/19/05 vs. GB	W, 48-3
	48	12/13/09 vs. Det.	W, 48-3
	48	10/12/14 at TB	W, 48-17

*The Ravens' 643 yards of offense are the most in an NFL game since 2012, when Houston posted 653 vs. Jacksonville.*

## FOR THE LONG HAUL

Baltimore leads the NFL in average time of possession per game, with a 35:23 mark. The Ravens also average an NFL-high 70 offensive plays per game (tied with New England).

### AVG. TIME OF POSS. / GAME

Rk.	Team	TOP
1.	Baltimore	35:23
2.	San Francisco	34:31
3.	New Orleans	33:18

### AVG. PLAYS PER GAME

Rk.	Team	Avg. Plays
1.	Baltimore	70
	New England	70
3.	Tampa Bay	69

## RUN GAME FAST FACTS

- Under John Harbaugh, when rushing for at least 125 yards, the Ravens have produced a 61-14 record. Baltimore is 39-9 when rushing for at least 150 yards and 18-2 when tallying at least 200 under "Harbs."
- The Ravens' 1,639 rushing yards in 2019 are the most ever by a Baltimore offense through the first eight games of a season. In 2003, the Ravens tallied 1,372 rushing yards in the opening eight games.
- In the 15 regular season games QB Lamar Jackson has started, Baltimore has rushed for at least 200 yards nine times and 250 yards on four occasions. With Jackson as the starting QB, Baltimore has averaged 216.4 rushing yards per game (tops in the NFL).



## 2019 RANKINGS

2ND – TOTAL YPG

1ST – RUSH YPG

20TH – PASS YPG

1ST – PPG

## QB Lamar Jackson Sets NFL Record

*In Week 6's 23-17 victory over Cincinnati, QB Lamar Jackson became the first player ever to pass for 200 yards (236) and rush for 150 yards (152) in a regular season game.*

## BIG PLAY "O"

Baltimore's "O" has been explosive through the first eight games of the 2019 campaign, producing the NFL's second-most big plays (any 10+ rush or 20+ pass).

### TOTAL BIG PLAYS

Rk.	Team	Total Big Plays
1.	Minnesota	75 (41 rush, 34 pass)
2.	Baltimore	71 (45 rush, 26 pass)
3.	Jacksonville	70 (35 rush, 35 pass)

### 10+ YARD RUSHES

Rk.	Team	10+
1.	Baltimore	45
2.	Minnesota	41
3.	San Francisco	39

### 20+ YARD RUSHES

Rk.	Team	20+
1.	Baltimore	11
	Houston	11
	Minnesota	11

## TOP OFFENSIVE RANKINGS

Entering Week 10, Baltimore's offensive attack ranks No. 2 in yards per game and No. 1 in points per game.

### 2019 TOTAL OFFENSE

Rk.	Team	YPG
1.	Dallas	436.8
2.	Baltimore	427.0
3.	Houston	396.7
4.	Seattle	395.0

### 2019 SCORING OFFENSE

Rk.	Team	PPG
1.	Baltimore	31.4
2.	New England	30.0
3.	San Francisco	29.4
4.	Tampa Bay	28.8

*Did You Know? Baltimore's 31.4 points and 427.0 net yards per game averages are the highest by a Ravens' team in the first eight games of a season in franchise history.*



# RAVENS DEFENSIVE NOTES

## WINK IS THE D.C.

In his first year (2018) as Baltimore's D.C., Don "Wink" Martindale led the Ravens' unit to a No. 1-overall ranking, allowing an NFL-best 292.9 yards per game. Baltimore also permitted the league's second-fewest points per game (17.9), just behind Chicago's 17.7. For his coaching efforts, Martindale was recognized by *SI/MMQB* as the Assistant Coach of the Year and was the *AP* NFL runner-up (then-Bears' DC Vic Fangio) for the same award.

The 2019 campaign marks Martindale's 15th season in the NFL, where he has also spent time with Oakland (2004-08) and Denver (2009-10). In 2010, he was Denver's D.C.



## "D" NUMBERS TO RAVE ABOUT

**3** – Defensive TDs by the Ravens this season (2 CB Marlon Humphrey FR-TDs & 1 CB Marcus Peters INT-TD), tying the NY Jets for the NFL's second most (NE is first with 4).

**7** – Total TDs the Ravens have allowed in their last four games, which have all been wins.

**55** – QB hits by the Ravens' defense in 2019, tying (Car.) for sixth in the NFL.

**72.5** – Rushing yards allowed by Baltimore in the past four games (all victories), ranking as the NFL's third fewest dating back to Week 5.

**82.6** – Defensive passer rating for Baltimore in 2019, which stands as the NFL's fifth-best mark.

**302.0** – Total yards allowed by Baltimore in the past four games (all victories), ranking as the NFL's seventh fewest since Week 5.

## BALTIMORE: THE SHUTOUT CITY

Since 2017, 23 shutouts have been pitched by defenses throughout the NFL. Of those, a league-high 4 have come courtesy of the Ravens.

MOST SHUTOUTS (Since 1996 / Ravens' Inception)		MOST SHUTOUTS (Since 2017)	
Rk.	Team	Rk.	Team
1.	Baltimore Ravens 14	1.	Baltimore Ravens 4
2.	New England Patriots 12	2.	Den. / Jax. 2
	San Francisco 49ers 12		LAR / NE 2

## RAVENS ALL-TIME "D" COORDINATORS

Don Martindale joined a long line of great Ravens defensive coordinators, four of whom have gone on to become NFL head coaches: Marvin Lewis (1996-2001), Mike Nolan (2002-04), Rex Ryan (2005-08) and Chuck Pagano (2011).

Don Martindale (2018-19)	Rex Ryan (2005-08)
Dean Pees (2012-17)*	Mike Nolan (2002-04)
Chuck Pagano (2011)	Marvin Lewis (1996-2001)*
Greg Mattison (2009-10)	* Super Bowl-winning DC

## 2019 RANKINGS

**15TH** – TOTAL YPG  
**2ND** – RUSH YPG  
**26TH** – PASS YPG  
**16TH** – PPG

*In 2018, the Ravens produced the NFL's No. 1 defense (yards allowed per game). It marked the second time (2006) in team history that Baltimore posted the league's No. 1 unit.*

### 2018 TOTAL DEFENSE

Rk.	Team	YPG
1.	Baltimore	292.9
2.	Buffalo	294.1
3.	Chicago	299.7
4.	Minnesota	309.7
5.	Jacksonville	311.4

### 2018 SCORING DEFENSE

Rk.	Team	PPG
1.	Chicago	17.7
2.	Baltimore	17.9
3.	Tennessee	18.9
4.	Houston	19.8
	Jacksonville	19.8

## RAVENS "D" UNDER HARBAUGH

Don Martindale leads a defensive unit that, during the John Harbaugh Era (2008-19), has been superb.

### POINTS PER GAME ALLOWED

1.	New England	19.0
2.	Baltimore	19.2
	Pittsburgh	19.2

### TOUCHDOWNS ALLOWED

1.	Baltimore	373
2.	Pittsburgh	385
3.	New England	401

### TOTAL NET YARDS ALLOWED

1.	Pittsburgh	310.0
2.	Baltimore	316.9
3.	NY Jets	325.3

### OPPONENT PASSER RATING

1.	Baltimore	79.5
2.	Buffalo	80.6
3.	Seattle	82.9

### RUSHING YARDS ALLOWED

1.	Pittsburgh	94.4
2.	Baltimore	96.2
3.	Minnesota	101.9

### THIRD-DOWN DEFENSE

1.	Baltimore	36.2
	Denver	36.2
3.	Houston	36.5

## SACK CITY, USA

In 2018's Week 6 win at the Titans, Baltimore racked up a franchise-best 11 sacks, tying for the second most by a team in league history. They also stand as the most in an NFL game since 2012 (SD, 11).

### MOST SINGLE-GAME SACKS RAVENS HISTORY

10/14/18 at Ten.	11
11/24/11 vs. SF.	9
11/26/06 vs. Pit.	9
11/16/97 vs. Phi.	9

**Second-Half "D" Dominates:** In 2018's Week 6 win vs. Tennessee, the Ravens became the first team since the 1934 Lions not to allow a TD after halftime in each of their first six games of a season. (Baltimore's streak was then snapped by NO in Week 7.)



# RAVENS PERSONNEL NOTES



## EVP & GM ERIC DECOSTA

Eric DeCosta's loyalty, love and pride for the Baltimore Ravens are unmatched. A pillar of the organization's well laid foundation, DeCosta has been with the franchise since Day One, first beginning as an intern during the inaugural 1996 season and then ascending to the personnel department's chief decision-maker in 2019.

Prior to being named executive vice president and general manager this past January – succeeding the legendary Ozzie Newsome – DeCosta, 48, received GM interview offers annually from multiple teams in recent years. However, he never seriously considered leaving Baltimore. Simply put, Eric's respect for – and thorough understanding of – the Ravens' culture aligned perfectly with his pursuit of a dream job.

## 24TH RAVENS SEASON

*"The perfect word is seamless. He's had the experience of watching how Ozzie [Newsome] takes over a room – building a consensus, but [knowing] you have to make the final call. Building that strong consensus with great football minds is what has allowed Ozzie to have the success he's had, and I think Eric obviously understands that very well. The Ravens should be in great hands."*

– ESPN's Mel Kiper Jr. on DeCosta's transition to GM

## FIRST-ROUND FINDS

The Ravens have tabbed 24 players in the first round. These picks have earned 61 combined Pro Bowls, multiple Defensive POY Awards, two Super Bowl MVPs and three HOF selections.

### RAVENS ALL-TIME FIRST-ROUND DRAFT PICKS

Year	Name	Pick	Pro Bowls
1996	T Jonathan Ogden* –	4	11
1996	LB Ray Lewis* ++ ~ –	26	13
1997	LB Peter Boulware*	4	4
1998	CB Duane Starks*	10	
1999	CB Chris McAlister*	10	3
2000	RB Jamal Lewis*=	5	1
2000	WR Travis Taylor	10	
2001	TE Todd Heap*	31	2
2002	S Ed Reed*+ –	24	9
2003	OLB Terrell Suggs*+	10	7
2003	QB Kyle Boller	19	
2005	WR Mark Clayton*	22	
2006	DT Haloti Ngata*	12	5
2007	G Ben Grubbs*	29	2
2008	QB Joe Flacco^ ~	18	
2009	T Michael Oher*	23	
2011	CB Jimmy Smith	27	
2013	S Matt Elam	32	
2014	LB C.J. Mosley*	17	4
2015	WR Breshad Perriman	26	
2016	T Ronnie Stanley	6	
2017	CB Marlon Humphrey	16	
2018	TE Hayden Hurst	25	
2018	QB Lamar Jackson	32	
2019	WR Marquise Brown	25	

\* All-Rookie Team    ^ Rookie of the Year (NFL.com Fan Vote)  
 ~ Super Bowl MVP    + Defensive Player of the Year Award  
 = Offensive Player of the Year Award    – Pro Football Hall of Fame

## HOMEGROWN PRO BOWLERS

Year Drafted (Rd.)	Name	Pro Bowls
1996 (1st)	LB Ray Lewis	13
1996 (1st)	T Jonathan Ogden	11
2002 (1st)	S Ed Reed	9
2003 (1st)	OLB Terrell Suggs	7
2007 (3rd)	<b>G Marshal Yanda</b>	<b>7</b>
2006 (1st)	DT Haloti Ngata	5
1997 (1st)	OLB Peter Boulware	4
2014 (1st)	<b>LB C.J. Mosley</b>	<b>4</b>
1999 (1st)	CB Chris McAlister	3
2008 (2nd)	RB Ray Rice	3
2015 (RFA)	LS Morgan Cox #	2
2001 (1st)	TE Todd Heap	2
1996 (5th)	WR/RS Jermaine Lewis	2
2007 (4th)	FB Le'Ron McClain	2
2000 (6th)	OLB Adalius Thomas	2
2012 (RFA)	K Justin Tucker #	2
2007 (1st)	G Ben Grubbs	1
2013 (4th)	FB Kyle Juszczyk	1
2006 (6th)	P Sam Koch	1
2000 (1st)	RB Jamal Lewis	1
2002 (RFA)	LB Bart Scott #	1
2013 (3rd)	<b>DT Brandon Williams</b>	<b>1</b>

# Undrafted rookie free agent    **Bold indicates 2018 Pro Bowler**

**22**

Homegrown Ravens  
Pro Bowlers

**19**

Drafted Ravens  
To Earn Pro Bowl  
Honors

**3**

Undrafted Rookies  
To Earn Pro Bowl  
Honors

**Ravens' Three Hall of Famers: Jonathan Ogden (2013), Ray Lewis (2018) & Ed Reed (2019):**

Baltimore has drafted three players (Ogden, Lewis & Reed) who were selected to the Pro Football Hall of Fame. For Ogden & Lewis, it was the first time ever two players were drafted in the same round (1st in 1996) by a team and reached the HOF in their initial year of eligibility.



# RAVENS PERSONNEL NOTES

## RAVENS DRAFT SUCCESS ACROSS THE BOARD

<b>1ST</b>	→ Jonathan Ogden ('96), Ray Lewis ('96), Peter Boulware ('97), Chris McAlister ('99), Jamal Lewis ('00), Todd Heap ('01), Ed Reed ('02), Terrell Suggs ('03), Haloti Ngata ('06), Joe Flacco ('08), Jimmy Smith ('11), C.J. Mosley ('14), Ronnie Stanley ('16), Marlon Humphrey ('17)
<b>2ND</b>	→ Jamie Sharper ('97), Ray Rice ('08), Torrey Smith ('11), Courtney Upshaw ('12), Kelechi Osemele ('12), Timmy Jernigan ('14)
<b>3RD</b>	→ Casey Rabach ('01), Marshal Yanda ('07), Lardarius Webb ('09), Brandon Williams ('13), Crockett Gillmore ('14)
<b>4TH</b>	→ Edwin Mulitalo ('99), Jarret Johnson ('03), Le'Ron McClain ('07), Dennis Pitta ('10), Kyle Juszczyk ('13), Alex Lewis ('16), Tavon Young ('16)
<b>5TH</b>	→ Jermaine Lewis ('96), Dawan Landry ('06), Arthur Jones ('10), Pernell McPhee ('11), Rick Wagner ('13), Matthew Judon ('16)
<b>6TH</b>	→ Adalius Thomas ('00), Chester Taylor ('02), Sam Koch ('06), Haruki Nakamura ('08), Tyrod Taylor ('11), Maurice Canady ('16)
<b>7TH</b>	→ DeAngelo Tyson ('12), Michael Campanaro ('14)
<b>RFA</b>	→ Mike Flynn ('97), Priest Holmes ('97), Will Demps ('02), Bart Scott ('02), Ma'ake Kemoeatu ('02), Jameel McClain ('08), Dannell Ellerbe ('09), Morgan Cox ('10), Justin Tucker ('12), James Hurst ('14), Zach Orr ('14), Patrick Onwuasor, ('16) Michael Pierce ('16), Matt Skura ('16)

## RAVENS 20/20 CLUB

The Ravens' "20/20 Club" includes members of the personnel staff who started with as young assistants and grew into evaluators with more input. The term "20/20" refers to hiring 20-year-olds for \$20,000. But according to Ozzie Newsome: "The guys actually started when they were a little older than 20 and for more than \$20,000, but that's what we call them."

### RAVENS "20/20 CLUB" GRADUATES (Current Scouts)

Name	Joined Ravens	Current Title
George Kokinis	1991 (w/ Browns)	Dir. of Player Personnel
Eric DeCosta	1996	EVP & General Manager
Joe Hortiz	1998	Dir. of Player Personnel
Mark Azevedo	2005	Player Personnel Coord.
David Blackburn	2007	West Area Scout
Andrew Raphael	2013	Southeast Area Scout
Brandon Berning	2015	Midwest/SW Area Scout
Joey Cleary	2015	Northeast Area Scout
Patrick Williams	2016	College Scout
Corey Frazier	2017	Pro Scout

## UNDRAFTED ROOKIE STREAK

Undrafted rookies LB Otaru Alaka and G Patrick Mekari made the Ravens' 2019 Week 1 roster, marking the 16th-straight season a RFA has made Baltimore's team. That stretch ties for the NFL's second-longest active streak.

### CONSECUTIVE SEASONS W/ ROOKIE FA ON WEEK 1 ROSTER (Current NFL Streaks)

Rk.	Team	Seasons
1.	Indianapolis Colts	21
2.	<b>Baltimore Ravens</b>	<b>16</b>
	New England	16

## SUPER BOWLS SINCE 2000

### MOST SUPER BOWL CHAMPIONSHIPS (Since 2000 Season)



Titles	Team	Seasons
6	New England Patriots	'01, '03-04, '14, '16, '18
2	<b>Baltimore Ravens</b>	<b>2000, '12</b>
2	New York Giants	2007, '11
2	Pittsburgh Steelers	2005, '08

## THE WIZARDRY OF OZ

Ozzie Newsome's legacy is unlike any the game has seen. Known throughout all of sports as a premier leader, Newsome is a Hall of Fame player, the architect of Baltimore's 2000 and 2012 Super Bowl championship teams and an elite evaluator who became the NFL's first African American GM. In 2019, his longtime top lieutenant, Eric DeCosta, took over as the Ravens' EVP & GM. However, Newsome maintains a significant role within the organization as its executive VP.

### OZZIE NEWSOME CAREER SNAPSHOT

- NFL's first African American General Manager (promoted in 2002)
- Architect of Ravens 2000 & 2012 Super Bowl Championship Teams
- NFL Executive of the Year (2000)
- Pro Football Hall of Fame (class of 1999)
- State of Alabama Hall of Fame (class of 1995)
- National Football Foundation College Hall of Fame and NCAA Hall of Fame (class of 1994)
- 13-Year NFL Tight End with Cleveland Browns (1978-90)
- Three-Time Pro Bowler (1981, 1984-85)
- Four-Time Cleveland Touchdown Club Offensive Player of the Year
- Member of NFL Policy-Making Groups: Competition Comm. & Player Care Found. Board





# IRONMEN / TURNOVERS NOTES

## CARR IS THE IRON HORSE

CB Brandon Carr's 184-consecutive starts rank as the NFL's longest active streak among defensive players. They stand second overall among all NFL players.

### NFL CONSECUTIVE GAMES STARTED / CURRENT STREAKS

Rk.	Player	Games
1.	QB Philip Rivers (LAC) . . . . .	217
2.	<b>CB Brandon Carr (Bal.) . . . . .</b>	<b>184</b>
3.	LB Ryan Kerrigan (Was.) . . . . .	137
4.	QB Matthew Stafford (Det.) . . . . .	136
5.	DE Cameron Jordan (NO) . . . . .	121
	T Mitchell Schwartz (KC) . . . . .	121
	QB Russell Wilson (Sea.) . . . . .	121

## RAVENS IRONMEN

### RAVENS CONSECUTIVE GAMES PLAYED / ACTIVE STREAKS

Rk.	Player	Games
1.	Sam Koch	216
2.	Justin Tucker	120
3.	Anthony Levine Sr.	104

### RAVENS CONSECUTIVE GAMES PLAYED / ALL-TIME STREAKS

Rk.	Player	Games	Years
1.	<b>Sam Koch</b>	<b>216</b>	<b>2006-present</b>
2.	Jarret Johnson	129	2003-11
3.	Joe Flacco	122	2008-2015
4.	<b>Justin Tucker</b>	<b>120</b>	<b>2012-present</b>
5.	Peter Boulware	111	1997-2003

### RAVENS ALL-TIME GAMES PLAYED

Rk.	Player	Games	Years
1.	Terrell Suggs	229	2003-18
2.	Ray Lewis	228	1996-2012
3.	<b>Sam Koch</b>	<b>216</b>	<b>2006-present</b>
4.	Matt Stover	207	1996-2008
5.	Jonathan Ogden	177	1996-2007
6.	<b>Marshal Yanda</b>	<b>170</b>	<b>2007-present</b>
7.	Joe Flacco	163	2008-18
8.	Ed Reed	160	2002-12
9.	Jarret Johnson	143	2003-11
10.	<b>Morgan Cox</b>	<b>142</b>	<b>2010-present</b>
11.	Chris McAlister	135	1999-2008
	Haloti Ngata	135	2006-14
13.	Kelly Gregg	134	2001-10
14.	Mike Flynn	133	1998-2007
	Todd Heap	133	2001-10

## TWO DURABLE RAVENS

Among active NFL players, P Sam Koch (216) & CB Brandon Carr (184) each rank first at their respective positions for current streaks of most consecutive games played.

### CONSECUTIVE GAMES PLAYED / CURRENT NFL STREAKS

PUNTERS		CORNERBACKS	
1.	<b>Sam Koch (Bal.) . . . . .</b>	1.	<b>Brandon Carr (Bal.) . . . . .</b>
2.	Brett Kern (Ten.) . . . . .	2.	Casey Hayward (LAC) . . . . .
3.	Dustin Colquitt (KC) . . . . .	3.	Malcolm Butler (Ten.) . . . . .

## TURNOVER MARGIN SINCE 2008

Since John Harbaugh's 2008 Baltimore arrival, the Ravens have produced the NFL's fifth-best turnover differential (+45).

### NFL's TOP TURNOVER DIFFERENTIALS

(Since 2008 / John Harbaugh Era)

Rk.	Team	Takeaways	Giveaways	Turnover Diff.
1.	New England	334	184	+150
2.	Green Bay	308	208	+100
3.	Seattle	299	234	+65
4.	Kansas City	295	235	+60
5.	<b>Baltimore</b>	<b>294</b>	<b>249</b>	<b>+45</b>
6.	Carolina	323	279	+44

\* Ravens (+2) rank No. 14 in the NFL in 2019.

## TURNOVER MARGIN AT HOME

Baltimore owns a +52 differential at home during the John Harbaugh Era, ranking as the league's fourth-best mark.

### NFL's TOP TURNOVER DIFFERENTIALS / AT HOME

(Since 2008 / John Harbaugh Era)

Rk.	Team	Takeaways	Giveaways	Turnover Diff.
1.	New England	173	90	+83
2.	Green Bay	175	94	+81
3.	Seattle	166	113	+53
4.	<b>Baltimore</b>	<b>161</b>	<b>109</b>	<b>+52</b>

## TURNOVER TABLE SINCE 2000

Year	TA/TO	Plus/Minus	Record
2019	11/9	+2	6-2
2018	17/20	-3	10-6
2017	34/17	+17	9-7
2016	28/23	+5	8-8
2015	14/28	-14	5-11
2014	22/20	+2	10-6
2013	24/29	-5	8-8
2012	25/16	+9	10-6
2011	26/24	+2	12-4
2010	27/20	+7	12-4
2009	32/22	+10	9-7
2008	34/21	+13	11-5
2007	23/40	-17	5-11
2006	40/23	+17	13-3
2005	26/36	-10	6-10
2004	34/23	+11	9-7
2003	41/38	+3	10-6
2002	31/32	-1	7-9
2001	28/36	-8	10-6
2000	49/26	+23	12-4
<b>Total</b>	<b>566/503</b>	<b>+63</b>	<b>182-130</b>

## THE RAVENS ARE...

Since 2000, here are the Ravens' records in a game:

When turnover ratio is +2 or better . . . . .	80-5
When turnover ratio is +1 or better . . . . .	115-17
When turnover ratio is even . . . . .	34-25
When turnover ratio is negative . . . . .	32-86



# THAT M&T MAGIC

## HOME UNDER HARBS

Under John Harbaugh (since 2008) the Ravens own the NFL's third-best home winning percentage (.739), going 68-24 at M&T Bank Stadium.

### NFL'S BEST REGULAR SEASON HOME RECORDS (John Harbaugh Era / Since 2008)

Rk.	Team	Record	Pct.
1.	New England Patriots	80-12	.870
2.	Green Bay Packers	68-23-2	.742
3.	<b>Baltimore Ravens</b>	<b>68-24</b>	<b>.739</b>
4.	Pittsburgh Steelers	66-27	.710
5.	New Orleans Saints	65-27	.707

## RAVENS DEFEND THE BANK

The Ravens have been outstanding at home since they arrived in Baltimore. Below are their respective home records and corresponding NFL rankings during several periods.

### RAVENS HOME RECORDS / NFL RANKINGS

Time Period (Milestone)	Record	NFL Rank
Since 2010 (Past Nine-Plus Seasons)	56-20	3
Since 2008 (John Harbaugh's Arrival)	68-24	3
Since 2000 (First Super Bowl Season)	113-42	2
Since 1998 (M&T Bank Stadium Opened)	121-50	3
Since 1996 (Team's Inception)	128-58-1	4

## HOME "D" UNDER HARBS [SINCE 2008]

**16.9** **74.5** **302.0**

**POINTS ALLOWED  
PER GAME  
(NFL'S BEST)**

**OPPONENT PASSER  
RATING  
(NFL'S BEST)**

**YARDS ALLOWED  
PER GAME  
(NFL'S BEST)**

*Dating back to 2008, the Ravens have outscored opponents 2,313 to 1,559 at home. In their 68 wins during this span, the margin of victory has been 13.9 points per game.*

*The Ravens own a +754 point differential at home under John Harbaugh, ranking No. 3 in the NFL (NE is +1,190 & GB is +808).*

*Baltimore is 32-0 under Harbaugh when allowing 12 points or fewer at home, which it did twice (TB - 12 & Buf. - 3) in 2018.*

## HOME "D" DOMINANCE DATES WAY BACK

The Ravens' "D" has been stout at home for many seasons. Since 2003, Baltimore ranks at the top in several key categories:

### BEST NFL DEFENSES AT HOME / SINCE 2003

#### POINTS PER GAME (Fewest Allowed)

1. Baltimore . . . . .	16.7
2. New England . . . . .	16.9
3. Pittsburgh . . . . .	18.3

#### TOTAL DEFENSE (Fewest Yards Allowed)

1. Baltimore . . . . .	295.4
2. Pittsburgh . . . . .	298.4
3. Seattle . . . . .	313.9

#### INTERCEPTIONS

1. New England . . . . .	161
2. Baltimore . . . . .	160
3. Green Bay . . . . .	156

#### SACKS

1. Minnesota . . . . .	375
2. Pittsburgh . . . . .	361
3. Baltimore . . . . .	344

## HOME FAST FACTS

- Under John Harbaugh, the Ravens are 21-4 in November home games, producing the NFL's best such record. The Ravens have won 19 of their past 22 home games during the month.
- Under Harbaugh, the Ravens are 18-3 in September home games. The Ravens have won 21 of their past 24 home games in the month of September (dating back to 2006).
- The Ravens are 18-8 at home in the month of December under Harbaugh and 38-16 in such games during their history.
- Under Harbaugh (since 2008), Baltimore has gone 18-5 against NFC teams at M&T Bank Stadium, producing the best home record by an AFC squad vs. the "other" conference.
- Baltimore has won 21 of its last 26 home games vs. NFC teams.
- In their history, the Ravens have hosted 18 games when the temperature was below 40 degrees. Baltimore is 15-3 in such games.
- Baltimore is 8-1 at home in November against AFC North foes under Harbaugh. Overall under Harbaugh, the Ravens are 23-10 in home games played against AFC North foes.
- Baltimore has won 19 of its last 27 home games vs. AFC North foes.
- The Ravens are 13-3 at home all time against teams from the West Coast (Oak. - 6-1, SD - 3-1, SF - 2-0 and Sea. - 2-1).

## BEST HOME DEFENSE

Baltimore has permitted an NFL-best 16.9 ppg at home during the John Harbaugh Era. Under "Harbs," the Ravens are 30-0 at home when allowing 10 points or fewer. In 19 of those games, the Ravens gave up no more than 7 points.

### FEWEST POINTS/GAME ALLOWED AT HOME

(Since 2008 / John Harbaugh Era)

Rk.	Team	PPG
1.	<b>Baltimore</b> . . . . .	<b>16.9</b>
2.	New England . . . . .	18.0
3.	Pittsburgh . . . . .	18.8





# ALL-TIME RESULTS / TRENDS

## RAVENS ALL-TIME RECORDS

	<u>Overall Record</u>	<u>Home</u>	<u>Away</u>
Overall.....	206-169-1	129-58-1	77-111
In M&T Bank Stadium (since 1998).....	122-50	122-50	n/a
Coached by Ted Marchibroda.....	16-31-1	11-12-1	5-19
Coached by Brian Billick.....	80-64	50-22	30-42
Coached by John Harbaugh.....	110-74	68-24	42-50
vs. AFC Teams.....	159-131	100-51	59-80
vs. AFC North.....	60-45	36-17	24-28
vs. AFC Central (1996-2001).....	26-28	13-14	13-14
vs. AFC East.....	25-21	18-5	7-16
vs. AFC South.....	18-17	12-5	6-12
vs. AFC West.....	26-20	17-7	9-13
vs. NFC Teams.....	52-39-1	34-10-1	18-29
vs. NFC North.....	8-8	6-2	2-6
vs. NFC Central (1996-2001).....	3-5	3-1	0-4
vs. NFC East.....	13-9-1	8-2-1	5-7
vs. NFC South.....	12-8	6-4	6-4
vs. NFC West.....	16-9	11-1	5-8
On Monday Night Football.....	12-11	5-2	7-9
On Thursday Night Football.....	7-5	6-1	1-4
On Saturday.....	4-1	2-0	2-1
In Overtime.....	13-13-1	7-4-1	6-9
Ravens Shutout Wins.....	14-0	6-0	8-0
In Season Openers.....	13-11	8-4	5-7
Indoors.....	6-15	n/a	6-15
<b>Note:</b> Baltimore has played in Houston's Reliant/NRG Stadium five times (3-2), Indy's Lucas Oil Stadium twice (0-2), Dallas' Texas Stadium once (1-0) and Atlanta's Mercedes-Benz Stadium once (1-0). Three of those games at Reliant Stadium (12/13/10, 10/21/12 & 12/21/14) came when the roof was closed, meaning those games were "indoors," while the other games listed are considered "outdoors" due to open roofs.			
In August.....	0-1	0-1	0-0
In September.....	50-32	32-8	18-24
In October.....	39-52	20-20	19-32
In November.....	58-39-1	36-13-1	22-26
In December.....	54-41	38-16	16-25
In January.....	5-4	3-0	2-4

## RAVENS RESULTS WHEN...

<u>Team</u>	<u>Since 2000</u>	<u>Since 2008</u>	<u>2019</u>
Record.....	182-130	110-74	6-2
vs. AFC North (since 2002).....	60-45	42-27	2-1
vs. AFC.....	137-98	83-55	4-2
vs. NFC.....	45-32	27-19	2-0
Home.....	114-42	69-24	3-1
Away.....	68-88	42-50	3-1
On grass.....	90-72	52-36	5-2
Artificial turf.....	92-58	58-38	1-0
Outdoors.....	177-118	104-66	6-2
Indoors.....	5-12	4-7	0-0
September.....	42-25	27-14	2-2
October.....	36-41	20-25	3-0
November.....	53-27	33-13	1-0
December.....	46-34	27-20	0-0
January.....	5-3	3-2	0-0
Leading at halftime.....	144-24	89-18	5-0
Trailing at halftime.....	27-93	14-51	0-2
Tied at halftime.....	11-13	7-5	1-0
Tied after 3 quarters.....	4-7	2-3	0-0
Leading After 3 quarters.....	155-18	97-16	5-0
Trailing after 3 quarters.....	24-104	11-58	1-2
Decided by 7 points or fewer.....	75-72	44-48	3-1
Decided by 3 points or fewer.....	42-40	26-26	1-0
When scoring first.....	127-40	81-25	5-1
When not scoring first.....	56-90	29-49	1-1
Positive or even turnover ratio.....	150-43	86-31	5-1
Negative turnover ratio.....	32-87	24-43	1-1
Winning penalty ratio.....	81-54	50-28	2-1
Losing penalty ratio.....	88-66	51-38	3-1
Overtime.....	10-11	7-8	1-0
When returning a KOR for a TD.....	5-3	5-2	0-0
When returning a PR for a TD.....	9-3	5-1	0-0

<u>Offense</u>	<u>Since 2000</u>	<u>Since 2008</u>	<u>2019</u>
Scoring 20 or more points.....	144-49	93-34	6-2
Scoring 30 or more points.....	60-7	40-5	3-0
Having 20 or more first downs.....	87-52	65-33	5-2
Totaling 350 or more net yards.....	87-43	62-28	4-2
At least 35 minutes time of poss.....	53-7	33-5	5-0
Rushing for 150 or more yards.....	64-17	39-9	5-2
When not throwing an INT.....	103-24	65-17	5-1
With a 100-yard rusher.....	60-22	32-9	4-1
Without a 100-yard rusher.....	122-108	78-65	2-1
With a 100-yard receiver.....	40-23	27-16	2-0
Without a 100-yard receiver.....	142-107	83-58	4-2
With a 300-yard passer.....	23-19	20-14	1-0
Without a 300-yard passer.....	159-111	90-60	5-2
<u>Defense</u>	<u>Since 2000</u>	<u>Since 2008</u>	<u>2019</u>
When scoring a defensive TD.....	47-7	25-5	2-0
When returning an INT for a TD.....	34-3	16-2	1-0
When returning a fumble for a TD.....	14-4	10-3	2-0
Recording 3 or more sacks.....	98-39	52-25	2-0
Holding opp. under 250 net yards.....	55-6	39-6	1-0
Holding opp. under 21 points.....	146-36	90-15	5-0
Holding opp. under 15 points.....	111-16	63-7	1-0
Allowing a 100-yard rusher.....	17-29	10-18	0-1
Not allowing a 100-yard rusher.....	164-102	100-56	6-1
Allowing a 100-yard receiver.....	38-41	21-25	1-1
Not allowing a 100-yard receiver.....	145-88	89-49	5-1
Allowing a 300-yard passer.....	24-29	16-21	1-2
Not allowing a 300-yard passer.....	157-101	94-53	5-0



# LAMAR JACKSON NOTES

## JACKSON'S HOT START TO 2019

- ✗ Jackson is the only QB in league history to pass for 1,800 yards (1,813) and rush for 600 yards (637) through the first eight games of a season.
- ✗ In Week 6's victory over Cincinnati, Jackson became the first player ever to pass for 200 yards (236) and rush for 150 yards (152) in a regular season game. (Colin Kaepernick also accomplished this feat in a 2013 playoff game.)
- ✗ Jackson's 6.43 yards-per-carry rushing average stands No. 1 among all NFL players. (Raheem Mostert is second at 5.58.)
- ✗ In Week 9 vs. NE, Jackson (637) surpassed Michael Vick (576 in 2006) for the most rushing yards by a QB through a team's first eight games of a season in NFL history.
- ✗ Jackson and Robert Griffin III (both 21 games) are the fastest QBs in NFL history to reach the 1,000-yard rushing milestone. (Jackson accomplished the feat in Week 5 at Pit.)
- ✗ Michael Vick (8), Russell Wilson (4) and Jackson (4) own the most "double-triples" (at least 100 rushing and passing yards in the same game) in league history.

LAMAR JACKSON

**WEEK 1  
AFC  
OFFENSIVE  
P.O.W.  
[AT MIA.]**



## 2019 STATS

**5 – RUSHING TDs**

**12 – PASSING TDs**

**637 – RUSHING YARDS**

**1,813 – PASSING YARDS**

## 100-YARD RUSHING GAMES (Quarterbacks / Single-Season NFL History)

<b>1. Lamar Jackson (2019)</b> .....	<b>3</b>
Russell Wilson (2014).....	3
Michael Vick (2006).....	3
Michael Vick (2004).....	3

## CAREER 100-YARD RUSHING GAMES (Quarterbacks / NFL History)

1. Michael Vick.....	10
<b>2. Lamar Jackson</b> .....	<b>4</b>
Russell Wilson.....	4
4. Randall Cunningham.....	3
Bobby Douglass.....	3
Donovan McNabb.....	3
Cam Newton.....	3
Tobin Rote.....	3

## NFL RUSHING LEADERS (2019 Season)

1. Dalvin Cook (Min.).....	894
2. Christian McCaffrey (Car.).....	881
3. Leonard Fournette (Jax.).....	831
4. Nick Chubb (Cle.).....	803
5. Chris Carson (Sea.).....	764
6. Josh Jacobs (Oak.).....	740
7. Carlos Hyde (Hou.).....	704
8. Marlon Mack (Ind.).....	679
9. Derrick Henry (Ten.).....	644
<b>10. Lamar Jackson (Bal.).....</b>	<b>637</b>

## 250 PASSING / 120 RUSHING

In Week 2's win over Arizona, QB Lamar Jackson became the only player in NFL history to throw for at least 250 yards and rush for at least 120 yards in a regular season game.

## MOST PASSING YARDS / QBs TO RUSH FOR 100 YARDS

Player	Date/Opp.	Pass Yds	Rush Yards
Cam Newton	12/20/15 vs. NYG	340	100
Russell Wilson	10/19/14 vs. STL	313	106
Colin Kaepernick	11/27/16 vs. Mia.	296	113
Cam Newton	12/9/12 vs. Atl.	287	116
Cam Newton	10/12/14 vs. Cin.	284	107
<b>Lamar Jackson</b>	<b>9/15/19 vs. Ari.</b>	<b>272</b>	<b>120</b>

**JACKSON IS THE ONLY PLAYER IN LEAGUE HISTORY TO POST AT LEAST 120 RUSHING YARDS AND 250 PASSING YARDS IN A REGULAR SEASON GAME [9/15/19 VS. ARI.]. HE'S ALSO THE ONLY PLAYER EVER TO PASS FOR 200 YARDS [236] AND RUSH FOR 150 YARDS [152] IN A REGULAR SEASON GAME [10/13/19 VS. CIN.].**



# LAMAR JACKSON NOTES

## WHAT A START

In Week 1 at Miami (9/8), QB Lamar Jackson completed 17 of 20 passes for 324 yards, 5 TDs and 0 INTs for a perfect 158.3 passer rating. He is one of nine QBs in NFL history with at least 300 passing yards, 5 TDs and a 158.3 rating in a game.

### QUARTERBACKS w/ 300 YARDS, 5 TDs & A 158.3 RATING (NFL History)

Player	Date/Opp.	Cmp-Att.	Pct.	Yards	TDs
Aaron Rodgers	10/20/19 vs. Oak.	25-31	80.6	429	5
Deshaun Watson	10/6/19 vs. Atl.	28-33	84.8	426	5
<b>Lamar Jackson</b>	<b>9/8/19 at Mia.</b>	<b>17-20</b>	<b>85.0</b>	<b>324</b>	<b>5</b>
Ben Roethlisberger	11/8/18 vs. Car.	22-25	88.0	328	5
Jared Goff	9/27/18 vs. Min.	26-33	78.8	465	5
Nick Foles	11/3/13 at Oak.	22-28	78.6	406	7
Drew Brees	11/30/09 vs. NE	18-23	78.3	371	5
Tom Brady	10/21/07 at Mia.	21-25	84.0	354	6
Peyton Manning	9/28/03 at NO	20-25	80.0	314	6

## PASSING TOUCHDOWNS

### RAVENS SINGLE-GAME HISTORY

Quarterback/Date/Opp.	TDs
<b>Lamar Jackson, 9/8/19 at Mia.</b>	<b>5</b>
Joe Flacco, 10/12/14 at TB.	5
Tony Banks, 9/10/00 vs. Jax.	5

## COMPLETION PCT.

### RAVENS SINGLE-GAME HISTORY

Quarterback/Date/Opp.	Pct.
<b>Lamar Jackson, 9/8/19 at Mia.</b>	<b>85.0</b>
Joe Flacco, 11/1/09 vs. Den.	80.0
Elvis Grbac, twice.	80.0

## PASSER RATING

### RAVENS SINGLE-GAME HISTORY

Quarterback/Date/Opp.	Rate
<b>Lamar Jackson, 9/8/19 at Mia.</b>	<b>158.3</b>
Joe Flacco, 10/12/14 at TB.	149.7
Joe Flacco, 9/28/14 vs. Car.	137.4

*JACKSON IS THE YOUNGEST QB IN NFL HISTORY TO PRODUCE A PERFECT PASSER RATING [9/8/19 AT MIA.].*

## CONSECUTIVE PASSES, NO INTs

### RAVENS ALL-TIME HISTORY

Quarterback/Dates	Passes
<b>Lamar Jackson, 11/25/18-9/29/19</b>	<b>248</b>
Joe Flacco, 9/25/16-10/23/16	176
Eric Zeier, 11/9/97-9/20/98	175

## WITH JACKSON AT THE HELM

Since making his first regular season start in Week 11 of 2018 (Nov. 18), QB Lamar Jackson has led the Ravens to a 12-3 record. *During this span, here's where Baltimore ranks in several key offensive categories:*

- ✗ Baltimore ranks first in total yards per game (407.7).
- ✗ The Ravens have rushed for 216.4 yards per game, by far the NFL's best average. (Seattle is second at 148.4.)
- ✗ Baltimore stands third in third-down conversion percentage, posting a 46.0 success mark.
- ✗ The Ravens have scored 28.5 points per game, ranking fourth best in the NFL.
- ✗ Baltimore has scored an NFL-high 21 rushing TDs, 9 of which have come from Jackson.
- ✗ Jackson has produced 1,193 rushing yards, ranking seventh best among all NFL rushers. Among QBs, he stands first, with Josh Allen (723) in second place.
- ✗ Baltimore's 126 "big plays" (any 10+ rush or 20+ pass) stand second only to Seattle's 127.

## 2018: DID YOU KNOW?

- QB Lamar Jackson's 695 rushing yards in 2018 rank as the 11th most by a QB in NFL single-season history.
- Jackson rushed for 695 yards in 2018, the most among NFL QBs. In his last seven games alone (all starts with a 6-1 record), Jackson posted 556 rushing yards, which ranked as the NFL's seventh-most overall from Weeks 11-17.
- The 695 yards also stand third most by a rookie QB, only behind Robert Griffin III (815 in 2012) and Cam Newton (706 in 2011).
- Jackson became the youngest QB to start a playoff game in NFL history (21 years, 364 days), posting a game-high 194 passing yards and 2 TDs in the Wild Card vs. LAC (1/6/19).
- Jackson earned NFL Offensive Rookie of the Month for December 2018, rushing for 366 yards and 3 TDs. He also completed 65 of 114 passes for 786 yards and 4 TDs.

## START QB VICTORIES

### MOST WINS BY A STARTING QUARTERBACK [SINCE WEEK 11 OF 2018 / JACKSON'S FIRST NFL START]

Rk.	Quarterback	Record
1.	Russell Wilson (Sea.)	13-3
2.	<b>Lamar Jackson (Bal.)</b>	<b>12-3</b>
	Tom Brady (NE)	12-3
4.	Dak Prescott (Dal.)	11-4
	Deshaun Watson (Hou.)	11-5



# MARSHAL YANDA NOTES

## STANDING GUARD

G Marshal Yanda, considered one of the greatest to ever wear a Ravens uniform, has earned seven-career Pro Bowls, which tie (Terrell Suggs) for fourth in franchise history. In 2019, only four active NFL O-linemen have played in more games than Yanda, who stands at 170 contests.

### MOST PRO BOWLS (Ravens History)

LB Ray Lewis.....	13
T Jonathan Ogden.....	11
S Ed Reed.....	9
OLB Terrell Suggs.....	7
<b>G Marshal Yanda.....</b>	<b>7</b>



### MOST GAMES PLAYED (Active NFL O-Linemen)

T Andrew Whitworth (LAR) ..	207
T Jason Peters (Phi.) .....	198
T Donald Penn (Was.).....	187
T Joe Staley (SF).....	176
<b>G Marshal Yanda (Bal.) ...</b>	<b>170</b>



### *Bengals DT Geno Atkins on Marshal Yanda:*

*"When I tell my son or daughter about football [someday], I'll tell them he was one of the best guards I went up against in the league. He's got nastiness, he's physical, and he has finesse. He's strong, but if you try to beat him with a little finesse, he can handle that, too, because he's got good feet. He's got the whole package."*

## DID YOU KNOW?

- G Marshal Yanda is one of 17 players in NFL history to earn at least 7 Pro Bowls as a guard. Of those, Yanda is one of just five (Larry Allen, Ed Budde, Alan Faneca & Gene Upshaw) to win a Super Bowl.
- Yanda has played in 170 games (159 starts), ranking as the second-most games played among O-linemen in Ravens history (Jonathan Ogden – 177).

## A SEASONED PRO

G Marshal Yanda's seven Pro Bowls tie (Maurkice Pouncey & Trent Williams) for second among active O-linemen (Jason Peters' nine are first).

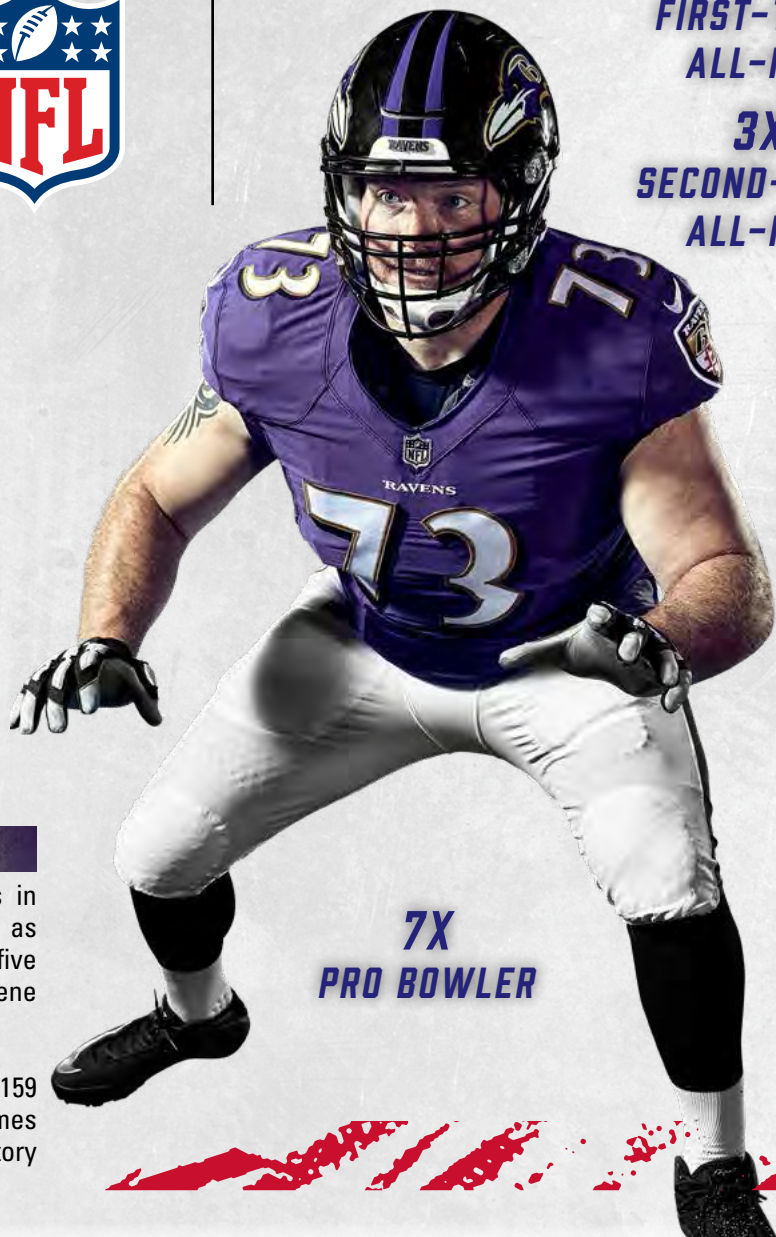
*Yanda's seven Pro Bowls rank as the most among active NFL guards.*

### MOST PRO BOWLS / ACTIVE O-LINEMEN

Rk.	Player (Team)	Pro Bowls
1.	T Jason Peters (Phi.).....	9
2.	<b>G Marshal Yanda (Bal.).....</b>	<b>7</b>
	C Maurkice Pouncey (Pit.) .....	7
	T Trent Williams (Was.).....	7

**2X**  
**FIRST-TEAM**  
**ALL-PRO**

**3X**  
**SECOND-TEAM**  
**ALL-PRO**



**7X**  
**PRO BOWLER**

**MARSHAL YANDA**



# MARK INGRAM II NOTES



**2X  
PRO BOWLER**

## INGRAM II'S YPC RANKS NO. 1

Dating back to 2014, RB Mark Ingram II's 4.75 YPC average ranks No. 1 among active NFL RBs (min. 600 attempts).

## NFL YARDS-PER-CARRY AVERAGE / SINCE 2014

Rk.	Player	Att.	Yards	Avg.	TDs	LG
1.	Mark Ingram II (Bal.)	1,079	5,130	4.75	46	75
2.	Ezekiel Elliott (Dal.)	1,026	4,789	4.67	34	60
3.	Derrick Henry (Ten.)	665	2,937	4.42	28	99
4.	Tevin Coleman (SF)	611	2,695	4.41	23	65
	Le'Veon Bell (NYJ)	1,110	4,891	4.41	28	81

*In Week 3 at KC, RB Mark Ingram II produced 3 rushing TDs for the second time (11/12/17) in his standout career. It marked the fifth 3-TD rushing performance ever by a Raven, as Ray Rice (2011), Willis McGahee (2010) and Jamal Lewis (2006 & 2003) also accomplished the feat.*

## TOUCHDOWN MACHINE

Among active RBs, Mark Ingram II's 46 rushing scores since 2014 are the league's second most (Todd Gurley – 52). Among active RBs overall, his 57 rushing TDs rank as the league's fourth most.

### RUSHING TOUCHDOWNS (Active RBs / Since 2014)

1. Todd Gurley (LAR)..... 52
2. **Mark Ingram II (Bal.)..... 46**
3. Latavius Murray (NO) ..... 38
4. Ezekiel Elliott (Dal.) ..... 34
5. David Johnson (Ari.)..... 33

### RUSHING TOUCHDOWNS (Active Running Backs )

1. Adrian Peterson (Was.)... 107
2. Frank Gore (Buf.) ..... 79
3. LeSean McCoy (KC)..... 71
4. **Mark Ingram II (Bal.)..... 57**
5. Todd Gurley (LAR)..... 52

## 2019 NFL RUSHING LEADERS

Entering Week 10, RB Mark Ingram II ranks 12th in the NFL in rushing yards (585), while teammate QB Lamar Jackson (637) stands No. 11. The duo has combined for 1,222 rushing yards.

### MOST NFL RUSHING YARDS / 2019 SEASON

Rk.	Player	Att.	Yards	Avg.	TDs	LG
1.	Dalvin Cook (Min.)	177	894	5.05	9	75
2.	Christian McCaffrey (Car.)	165	881	5.34	10	84
3.	Leonard Fournette (Jax.)	174	831	4.78	1	81
4.	Nick Chubb (Cle.)	154	803	5.21	6	88
5.	Chris Carson (Sea.)	175	764	4.37	3	59
6.	Ezekiel Elliott (Dal.)	158	741	4.69	6	27
7.	Josh Jacobs (Oak.)	152	740	4.87	6	51
8.	Carlos Hyde (Hou.)	149	704	4.72	3	58
9.	Marlon Mack (Ind.)	159	679	4.27	3	63
10.	Derrick Henry (Ten.)	164	644	3.93	6	34
11.	<b>Lamar Jackson (Bal.)</b>	<b>99</b>	<b>637</b>	<b>6.43</b>	<b>5</b>	<b>36</b>
12.	<b>Mark Ingram II (Bal.)</b>	<b>114</b>	<b>585</b>	<b>5.13</b>	<b>7</b>	<b>53</b>

**MARK INGRAM II**

## 2019 RUSH TDs

### NFL RUSHING TOUCHDOWNS / 2019

Rk.	Player	TDs
1.	Christian McCaffrey (Car.)...	10
2.	Dalvin Cook (Min.).....	9
3.	Aaron Jones (GB).....	8
4.	<b>Mark Ingram II (Bal.).....</b>	<b>7</b>

### 2019 Rushing Quick Hits:

- ✗ Entering Week 10, RB Mark Ingram II has scored 7 rushing TDs, ranking as the NFL's fourth most.
- ✗ Ingram II has produced at least 6 rushing TDs in six-straight seasons, marking the NFL's longest such active streak.
- ✗ Not since Adrian Peterson (seven, from 2007-13) has an NFL player scored at least 6 rushing TDs in six-straight seasons.
- ✗ Six of Ingram II's 7 rushing TDs in 2019 have come on the road.
- ✗ Ingram II has tallied three 100-yard rushing games this season and 18 for his career. In Week 9's win over NE, he posted 115 yards on 15 carries.





# MARK ANDREWS & MARQUISE BROWN NOTES

## THE ANDREWS IMPACT

### 2019 NFL RECEIVING LEADERS / TIGHT ENDS

#### RECEIVING YARDS

Rk.	Tight End	Yards
1.	Travis Kelce	666
2.	Austin Hooper	591
3.	Darren Waller	548
4.	George Kittle	541
5.	Zach Ertz	527
6.	<b>Mark Andrews</b>	<b>470</b>

#### REC. TOUCHDOWNS

Rk.	Tight End	TDs
1.	Darren Fells	6
2.	Austin Hooper	5
3.	Will Dissly	4
4.	<b>Mark Andrews</b>	<b>3</b>
	Nine Others	3

#### RECEPTIONS

Rk.	Tight End	Rec.
1.	Austin Hooper	52
2.	Travis Kelce	49
3.	Darren Waller	48
4.	George Kittle	46
	Zach Ertz	46
6.	Evan Engram	44
7.	<b>Mark Andrews</b>	<b>38</b>

#### 20+ YARD RECEPTIONS

Rk.	Tight End	20+ Rec.
1.	<b>Mark Andrews</b>	<b>10</b>
2.	Travis Kelce	8
3.	Zach Ertz	7
	George Kittle	7

## MARK IT DOWN

In 2018, Ravens TE Mark Andrews ranked No. 1 among rookie NFL tight ends in receiving yards (552) and No. 3 in receptions (34).

#### RECEIVING YARDS (NFL Rookie TEs / 2018)

1.	<b>Mark Andrews (Bal.)</b>	<b>552</b>
2.	Chris Herndon (NYJ)	502
3.	Dallas Goedert (Phi.)	334

#### RECEPTIONS (NFL Rookie TEs / 2018)

1.	Chris Herndon (NYJ)	39
2.	Ian Thomas (Car.)	36
3.	<b>Mark Andrews (Bal.)</b>	<b>34</b>

## ANDREWS SETS ROOKIE TE MARK

In 2018, TE Mark Andrews set the record for most receiving yards (552) and receptions (34) in a season by a Ravens' rookie TE, breaking Maxx Williams' 2015 marks.

#### RECEIVING YARDS / ROOKIE TIGHT ENDS (Franchise History)

Rk.	Player (Season)	Yards
1.	<b>Mark Andrews (2018)</b>	<b>552</b>
2.	Maxx Williams (2015)	268
3.	Todd Heap (2001)	206

## 2019 ROOKIE RECEIVING LEADERS

Among rookies entering Week 10, WR Marquise Brown ranks No. 5 (tied, KC's Mecole Hardman) in the NFL in receiving yards (374).

#### NFL ROOKIE RECEIVING YARDS LEADERS (2019 Season)

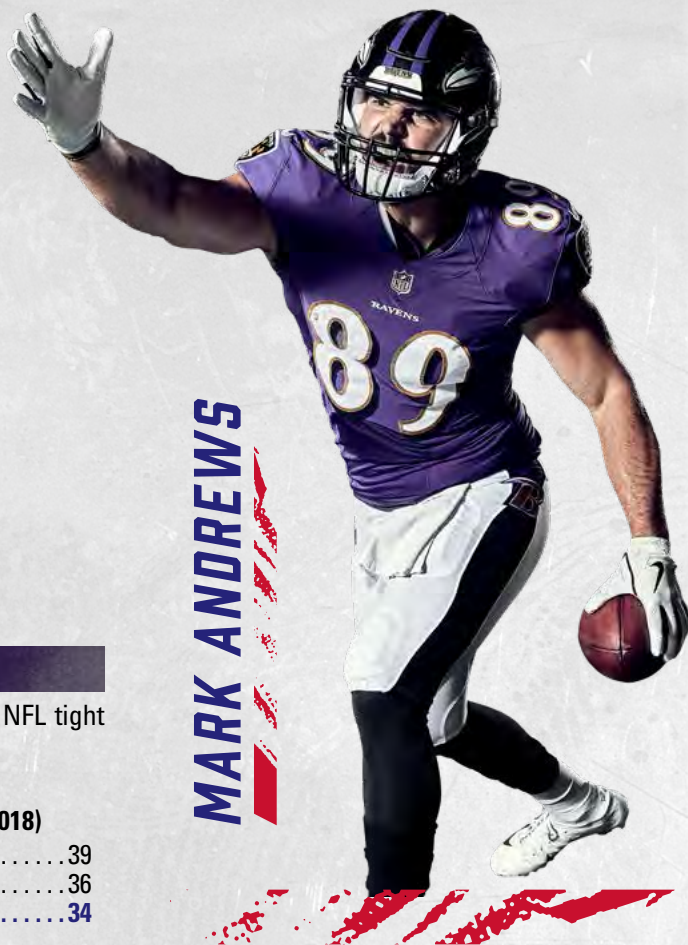
Rk.	Player	Rec.	Yards	Rec.	Avg.	TDs
1.	D.K. Metcalf (Sea.)	525	29	18.1	5	
2.	Terry McLaurin (Was.)	497	32	15.5	5	
3.	A.J. Brown (Ten.)	429	26	16.5	3	
4.	Preston Williams (Mia.)	428	32	13.4	3	
5.	<b>Marquise Brown (Bal.)</b>	<b>374</b>	<b>24</b>	<b>15.6</b>	<b>3</b>	
	Mecole Hardman (KC)	374	20	18.7	4	

## A FAST START FOR BROWN

Rookie WR Marquise Brown registered 233 yards in his first two games, tying for the third most by a player in the first two games of an NFL career since the 1970 merger.

#### MOST RECEIVING YARDS / WR'S FIRST TWO PRO GAMES (Since 1970)

<u>Rk.</u>	<u>Player</u>	<u>Rec.</u>	<u>Yards</u>	<u>Rec.</u>	<u>Avg.</u>	<u>TDs</u>
1.	Anquan Boldin (Ari.)	279	18	15.5	2	
2.	Louis Lipps (Pit.)	260	10	26.0	3	
3.	<b>Marquise Brown (Bal.)</b>	<b>233</b>	<b>12</b>	<b>19.4</b>	<b>2</b>	
	Jim Brim (Min.)	233	14	16.6	2	



MARK ANDREWS

MARQUISE BROWN





# EARL THOMAS III NOTES

## SAFETY THEFTS

S Earl Thomas III has posted 30 career INTs, which rank No. 1 among active NFL safeties. He has registered a career-high 5 INTs in a season three separate times (2010, 2013 & 2015).

### MOST INTERCEPTIONS / ACTIVE NFL SAFETIES

Rk.	Defender	INTs	Yards	TDs
1.	<b>Earl Thomas III (Bal.)</b>	<b>30</b>	<b>455</b>	<b>2</b>
2.	Eric Weddle (LAR)	29	467	4
3.	Kurt Coleman (Buf.)	21	238	2
	Reshad Jones (Mia.)	21	361	4
	Harrison Smith (Min.)	21	397	4

### MOST SEASONS W/ 5-PLUS INTS (Active NFL Safeties)

Rk.	Player	Seasons
1.	<b>Earl Thomas III (Bal.)</b>	<b>.3 ('10, '13, '15)</b>
2.	Eric Weddle (LAR)	2 ('11, '17)
	Harrison Smith (Min.)	2 ('14, '17)



## ACTIVE INTS LEADERS

### MOST INTERCEPTIONS / NFL DEFENDERS (Since 2010 / Thomas' First Season)

Rk.	Player	INTs
1.	Richard Sherman (SF)	35
2.	<b>Earl Thomas III (Bal.)</b>	<b>30</b>
3.	Devin McCourty (NE)	26
	Aqib Talib (LAR) (IR)	26
5.	<b>Marcus Peters (Bal.)</b>	<b>25</b>
	Eric Weddle (LAR)	25

### Don Martindale on Earl Thomas III:

*"We didn't have to raid Area 51 to go get him. We got him in free agency. (laughter) The guy is just a consummate pro. He's a rock. I don't know if anybody has shaken his hand yet or anything else, but he is a physical specimen. He loves football, and that's what he wants to talk about, is football."*

## DID YOU KNOW?

- S Earl Thomas III helped the Seahawks produce five Top 5 defenses (yards allowed) during his nine-year Seattle tenure, including the NFL's No. 1 unit in both 2013 and 2014.
- Thomas III twice played in the Super Bowl (2013 & 2014 seasons), helping Seattle capture the Super Bowl XLVIII title vs. Den.

## 6 PRO BOWLS FOR EARL

S Earl Thomas III's six Pro Bowl selections tie for the fifth most among active NFL defenders. He and Eric Weddle tie to own the most among active NFL safeties.

### MOST PRO BOWLS / ACTIVE NFL DEFENDERS

Rk.	Player (Team)	Pro Bowls
1.	Patrick Peterson (Ari.)	8
2.	Geno Atkins (Cin.)	7
	Von Miller (Den.)	7
	Terrell Suggs (Ari.)	7
5.	<b>Earl Thomas III (Bal.)</b>	<b>6</b>
	Luke Kuechly (Car.)	6
	Clay Matthews (LAR)	6
	Gerald McCoy (Car.)	6
	Eric Weddle (LAR)	6

**3X  
FIRST-TEAM  
ALL-PRO**

**2X  
SECOND-TEAM  
ALL-PRO**

**6X  
PRO BOWLER**

**EARL THOMAS III**





# BRANDON WILLIAMS & MARLON HUMPHREY NOTES

## WILLIAMS ANCHORS RUN "D"

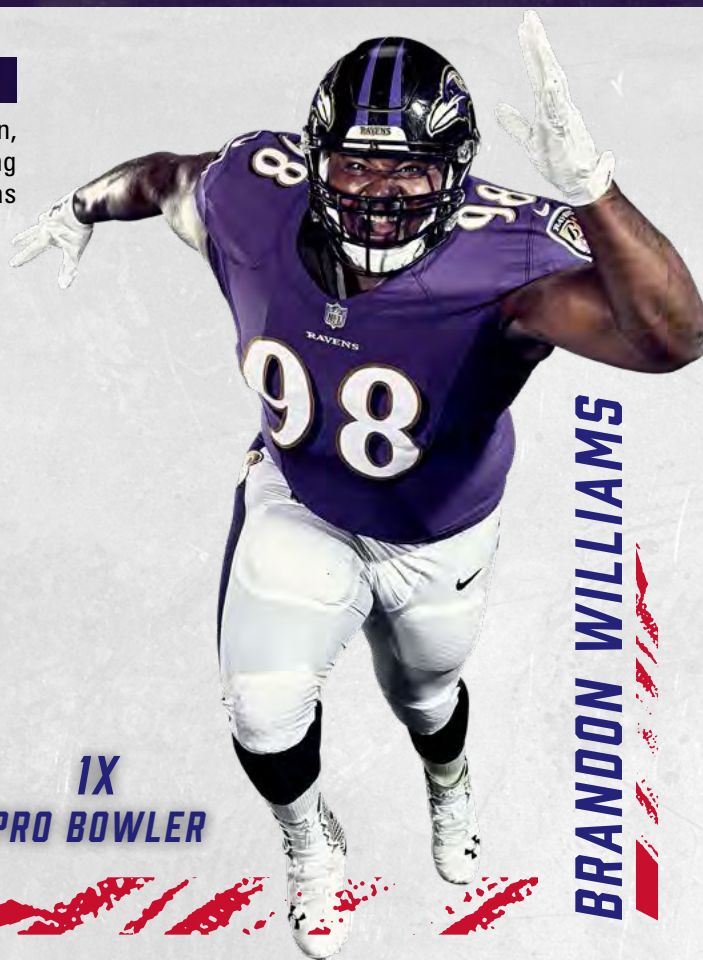
Pro Bowl DT Brandon Williams is one of the NFL's top D-linemen, helping Baltimore regularly produce a stout run defense. Dating back to '14, when he became a full-time starter, Baltimore has been especially stout vs. opposing ground games.

### NFL RUSHING YARDS ALLOWED PER GAME (Since 2014)

1. Baltimore Ravens .....94.0
2. Seattle Seahawks .....97.2
3. Houston Texans .....97.8
4. Pittsburgh Steelers .....99.5
5. Dallas Cowboys .....100.9

### NFL RUSHING AVG. YARDS PER CARRY ALLOWED (Since 2014)

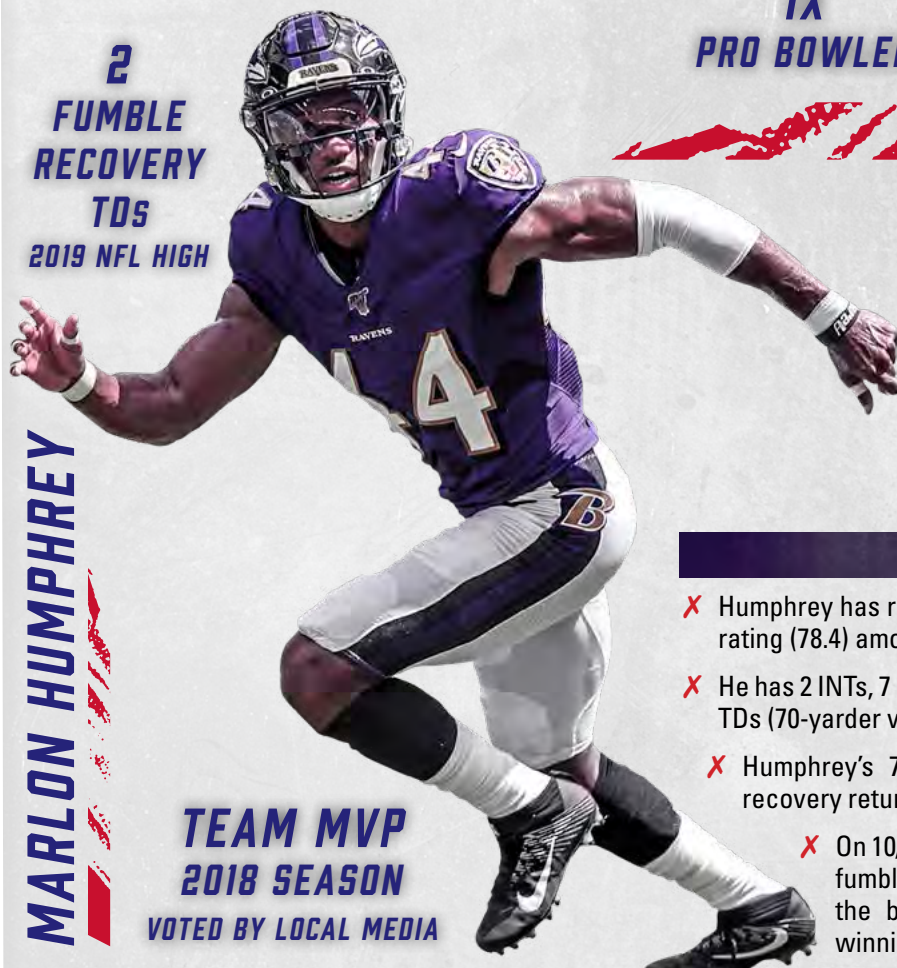
1. Denver Broncos .....3.85
2. Baltimore Ravens .....3.88
- New York Jets .....3.88
4. Houston Texans .....3.93
5. Seattle Seahawks .....3.94



BRANDON WILLIAMS

1X  
PRO BOWLER

2  
FUMBLE  
RECOVERY  
TDs  
2019 NFL HIGH



MARLON HUMPHREY

TEAM MVP  
2018 SEASON  
VOTED BY LOCAL MEDIA

## 2019 RAVENS PASS DEFENDERS

### INTERCEPTIONS

1. Marlon Humphrey .. 2
- Earl Thomas III .... 2
3. Josh Byner ..... 1
- Maurice Canady... 1
- Marcus Peters .... 1

### PASSES DEFENSED

1. Marlon Humphrey .. 7
2. Brandon Carr ..... 4
- Earl Thomas III .... 4
4. Three Players ..... 3

## SHUTDOWN CORNER

- X Humphrey has registered the NFL's ninth-best defensive passer rating (78.4) among all CBs (min. 40 targets).
- X He has 2 INTs, 7 PD, 2 FFs and 3 FRs, two of which he returned for TDs (70-yarder vs. NE & 18-yarder at Sea.).
- X Humphrey's 70-yard FR-TD vs. NE is the longest fumble recovery return in Ravens franchise history.
- X On 10/6 at Pittsburgh, Humphrey made a clutch forced fumble on WR JuJu Smith-Schuster and recovered the ball, helping set up K Justin Tucker's game-winning, 46-yard FG in Baltimore's 26-23 OT victory.
- X Entering Week 10, Humphrey is the only NFL defender to post at least 2 INTs, 2 FFs and 2 FRs (3) this season.

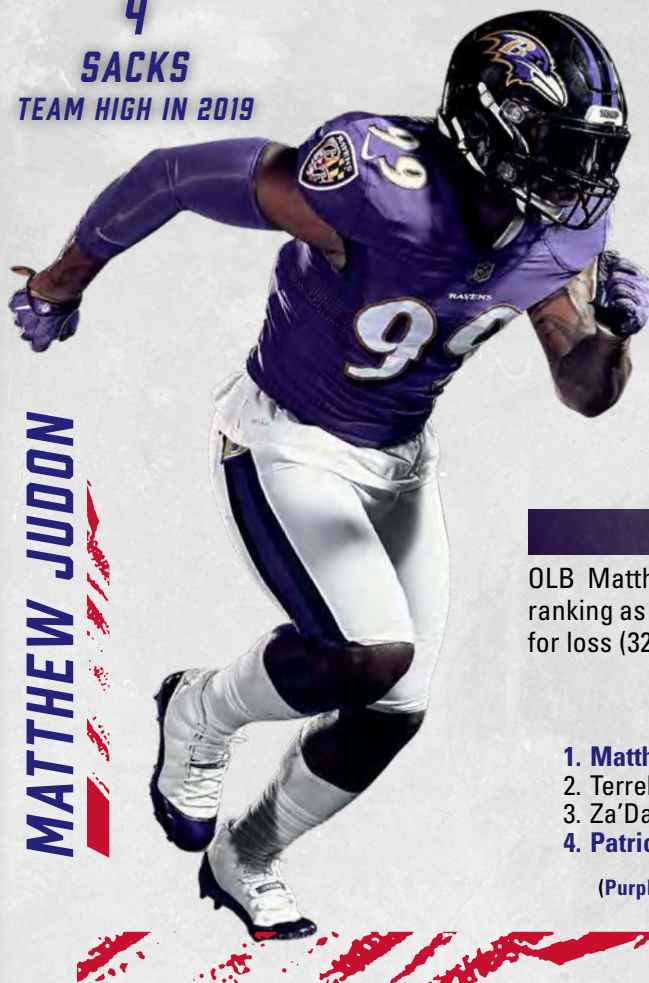


# MATTHEW JUDON & MARCUS PETERS NOTES

4

**SACKS**

TEAM HIGH IN 2019



MATTHEW JUDON

## ALL-AROUND DEFENDERS

OLB Matthew Judon is one of seven NFL defenders to register at least 120 tackles, 50 QB hits, 30 TFL and 15 sacks since 2017.

### SINCE 2017 / NFL DEFENDERS WITH AT LEAST 120 TACKLES, 50 QB HITS, 30 TFL & 15 SACKS

Defender	Tackles	Sacks	TFL	QB Hits
----------	---------	-------	-----	---------

## BACKFIELD DISTURBANCE

OLB Matthew Judon has registered 19 sacks since the 2017 campaign, ranking as Baltimore's most. Judon has also posted the Ravens' most tackles for loss (32) since 2017. Judon has tallied a team-best 4 sacks in 2019.

### RAVENS SACKS (Since 2017)

1. Matthew Judon ..... 19
2. Terrell Suggs ..... 18
3. Za'Darius Smith ..... 12
4. Patrick Onwuasor ..... 8.5

(Purple Indicates Current Raven)

### RAVENS TACKLES FOR LOSS (Since 2017)

1. Matthew Judon ..... 32
2. Terrell Suggs ..... 24
3. C.J. Mosley ..... 17
4. Patrick Onwuasor ..... 15

## PICK ARTIST

Since entering the NFL in 2015, CB Marcus Peters' 5 INT-TDs rank No. 1 among all defenders, as do his 25 career INTs. The Ravens traded for Peters prior to their Week 7 game at Seattle. In the contest, he produced a 67-yard INT-TD off Russell Wilson, helping lead Baltimore to a 30-16 win.

### NFL INTERCEPTION LEADERS (Since 2015 / Peters' 1st Season)

1. Marcus Peters ..... 25
2. Reggie Nelson (NOR) ..... 16
- Darius Slay ..... 16

### NFL INT-TD LEADERS (Since 2015 / Peters' 1st Season)

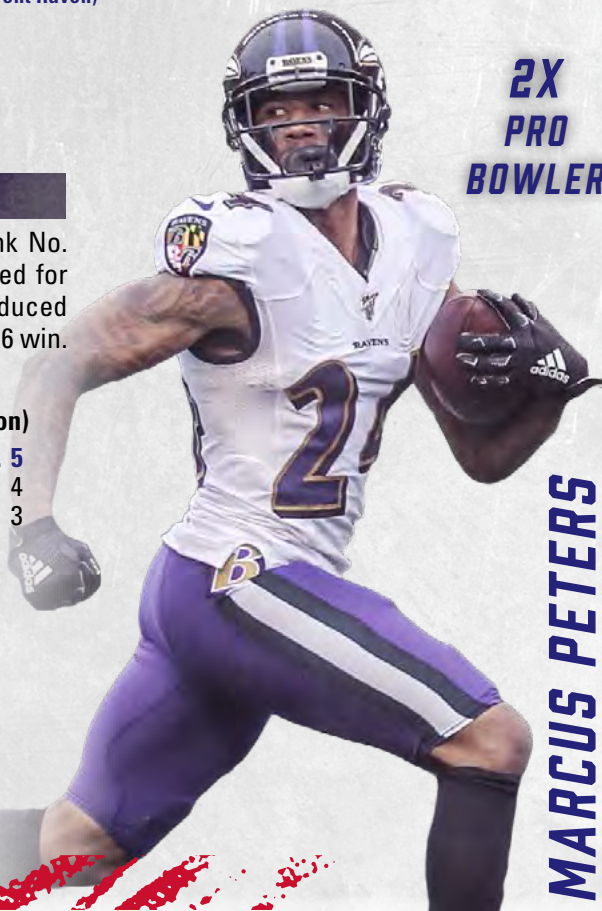
1. Marcus Peters ..... 5
2. Aqib Talib ..... 4
3. Eight Players ..... 3

## DID YOU KNOW?

- CB Marcus Peters has scored 6-career defensive TDs (5 INT & 1 FR), which stand as the NFL's most since 2015.
- Peters also leads all NFL DBs in FRs (6) since entering the league in 2015. He has produced an amazing 31 total takeaways (25 INTs & 6 FRs).

1X  
FIRST-TEAM  
ALL-PRO

1X  
SECOND-TEAM  
ALL-PRO



2X

PRO

BOWLER

MARCUS PETERS



# BRANDON CARR NOTES

## A STANDOUT VET

CB Brandon Carr has posted 6 INTs as a Raven, tying (Marlon Humphrey & Eric Weddle) for the most over the past two-plus seasons (since 2017, when he arrived in Baltimore). Carr's 136 career PD stand as the third most among active NFL players.

### BALTIMORE INTERCEPTIONS (Since Carr's 2017 Ravens Arrival)

Rk.	Player	INTs
1.	<b>Brandon Carr</b> .....	6
	Marlon Humphrey .....	6
	Eric Weddle.....	6
4.	Jimmy Smith .....	5
5.	C.J. Mosley .....	3



### MOST NFL PASSES DEFENSED BY ACTIVE DEFENDERS (Since 2008 / Carr's First Season)

Rk.	Player	PD
1.	Johnathan Joseph (Hou.) ....	154
2.	Tramon Williams (GB) .....	143
3.	<b>Brandon Carr (Bal.)</b> .....	136
4.	Aqib Talib (LAR).....	125
5.	Joe Haden (Pit.) .....	124



## WHAT A STARTING STREAK

CB Brandon Carr's 184-consecutive starts rank as the NFL's longest active streak among defensive players. They stand second overall among all NFL players.

### NFL CONSECUTIVE GAMES STARTED (Current NFL Streaks)

Rk.	Player	Games
1.	QB Philip Rivers (LAC).....	217
2.	<b>CB Brandon Carr (Bal.)</b> .....	184
3.	LB Ryan Kerrigan (Was.) ....	137
4.	QB Matthew Stafford (Det.)..	136
5.	Three Players.....	121

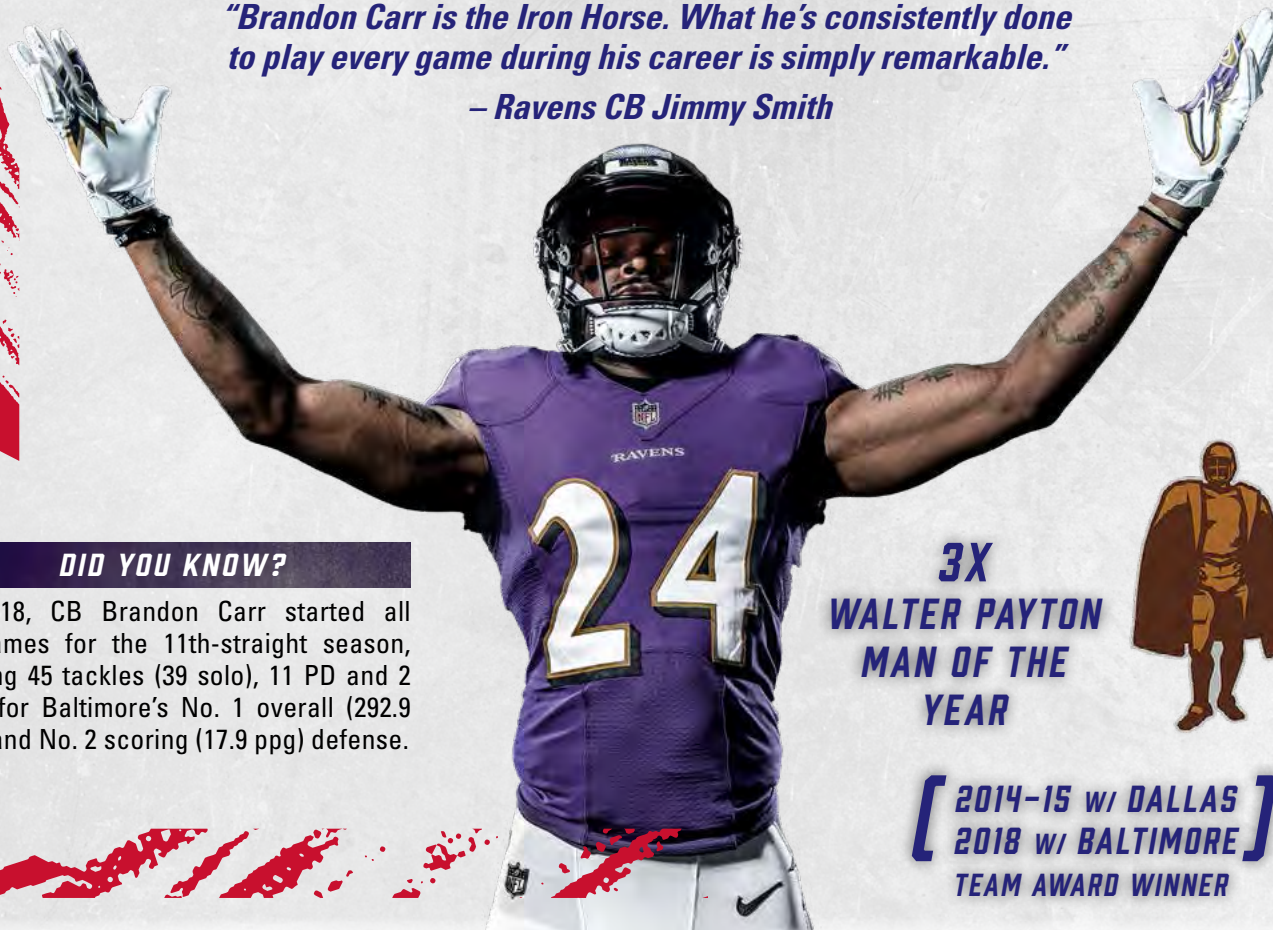
### MOST CAREER GAMES PLAYED (Active NFL Defenders)

Rk.	Player	Games
1.	Terrell Suggs (Ari.).....	238
2.	Mike Adams (Hou.) .....	211
3.	Antoine Bethea (NYG).....	201
4.	Johnathan Joseph (Hou.)... ..	193
	Eric Weddle (LAR) .....	193
6.	Tramon Williams (GB).....	192
7.	Thomas Davis (LAC) .....	185
8.	<b>Brandon Carr (Bal.)</b> .....	184

*"Brandon Carr is the Iron Horse. What he's consistently done to play every game during his career is simply remarkable."*

*— Ravens CB Jimmy Smith*

BRANDON CARR



## DID YOU KNOW?

In 2018, CB Brandon Carr started all 16 games for the 11th-straight season, posting 45 tackles (39 solo), 11 PD and 2 INTs for Baltimore's No. 1 overall (292.9 ypg) and No. 2 scoring (17.9 ppg) defense.

**3X  
WALTER PAYTON  
MAN OF THE  
YEAR**



**[ 2014-15 w/ DALLAS  
2018 w/ BALTIMORE ]  
TEAM AWARD WINNER**



# JUSTIN TUCKER NOTES

## TUCKER RANKS NO. 1

K Justin Tucker, the most accurate kicker ever, has hit 254 of 280 FGAs to post a 90.7% success mark. In 2018, he scored a franchise-record 141 points for the third-straight season, becoming the NFL's only kicker to surpass the 140 mark in each of the past three full years (2016-18).

### BEST CAREER FIELD GOAL PERCENTAGE (NFL History / Min. 100 Att.)

Rk.	Player	FGM	FGA	Pct.
1.	Justin Tucker (Bal.)	254	280	90.7
2.	Josh Lambo (Jax.)	112	127	88.2
3.	Stephen Gostkowski (NE)	374	428	87.4
4.	Robbie Gould (SF)	371	428	86.7
5.	Dan Bailey (Min.)	220	254	86.6

**7X  
AFC ST  
PLAYER OF  
MONTH**

## TUCKER TIDBITS

- Since PATs were moved back to the 15-yard line in 2015, Tucker (155-of-157) has produced the NFL's best PAT percentage (98.7).
- Tucker's 93.1 career FG% when kicking on grass (148-of-159) ranks as the NFL's best of all time.
- Tucker's 94.0 career FG% in the second half/OT (125-of-133) ranks as the NFL's best second half/OT mark of all time.
- Tucker is a seven-time AFC Special Teams Player of the Month, ranking four more than legends S Ed Reed & K Matt Stover for the most POM awards in Ravens history. (Tucker has also earned a team-record 11 AFC ST Player of the Week honors.)
- Tucker's 6 FGs on 12/16/13 at Detroit set a team record and a single-game NFL high in 2013. He became the first NFL kicker ever to connect from the 20-, 30-, 40-, 50- & 60-yard range in a game.

## TUCKER'S GAME-WINNERS

**14**

### CAREER GAME-WINNING FGs BY K JUSTIN TUCKER

- 2019: Week 5 at Pit., 46 yds OT
- 2018: Week 11 vs. Cin., 24 yds
- 2016: Week 3 at Jax., 53 yds
- 2016: Week 2 at Cle., 49 yds
- 2015: Week 11 vs. STL, 47 yds
- 2015: Week 8 vs. SD, 39 yds
- 2015: Week 4 at Pit., 52 yds OT
- 2014: Week 3 at Cle., 32 yds
- 2013: Week 15 at Det., 61 yds
- 2013: Week 10 vs. Cin., 46 yds OT
- 2013: Week 5 at Mia., 44 yds
- 2012: Div. at Den., 47 yds 2OT
- 2012: Week 12 at SD, 38 yds OT
- 2012: Week 3 vs. NE, 27 yds

**JUSTIN TUCKER**

**3X  
FIRST-TEAM  
ALL-PRO**

**1X  
SECOND-TEAM  
ALL-PRO**

**2X  
PRO BOWLER**

**254**

Field Goals Made  
NFL's Most  
Since 2012

**1,027**

Points Scored  
NFL's Second  
Most Since 2012

**90.7**

Career FG Pct.  
Best Mark  
in NFL History

**112**

40-Plus-Yard FGs  
NFL's Most  
Since 2012

**39**

50-Plus-Yard FGs  
NFL's Most  
(tied, Matt Prater)  
Since 2012

**6**

Career Games  
w/ Dual 50+ FGs Made  
(Most in NFL History)



# JUSTIN TUCKER NOTES

## TUCK'S CHART TALK

### MOST FIELD GOALS MADE / SINCE 2012

Rk.	Player (Team)	FGM
1.	<b>Justin Tucker (Bal.)</b>	<b>254</b>
2.	Stephen Gostkowski (NE)	233
3.	Stephen Hauschka (Buf.)	209
4.	Adam Vinatieri (Ind.)	207
5.	Matt Prater (Det.)	198

### MOST NFL POINTS / SINCE 2012

Rk.	Player (Team)	Points
1.	Stephen Gostkowski (NE)	1,063
2.	<b>Justin Tucker (Bal.)</b>	<b>1,027</b>
3.	Matt Prater (Det.)	903
4.	Adam Vinatieri (Ind.)	898
5.	Stephen Hauschka (Buf.)	897

### CONSECUTIVE FIELD GOALS MADE (All-Time NFL Streaks)

Rk.	Kicker (Years)	FGs Made
1.	Adam Vinatieri (2015-16)	44
2.	Mike Vanderjagt (2002-04)	42
3.	Gary Anderson (1997-98)	40
4.	Matt Stover (2005-06)	36
5.	<b>Justin Tucker (2015-16)</b>	<b>35</b>
	Adam Vinatieri (2013-14)	35

### BEST NFL FIELD GOAL PERCENTAGE (2016 Season)

Rk.	Player (Team)	FGM-FGA	Pct.
1.	<b>Justin Tucker (Bal.)</b>	<b>38-39</b>	<b>97.4</b>
2.	Matt Bryant (Atl.)	34-37	91.9
3.	Ryan Succop (Ten.)	22-24	91.7
4.	Stephen Hauschka (Sea.)	33-37	89.2
5.	Cairo Santos (KC)	31-35	88.6
6.	Two Players	27-31	87.1

### BEST FIELD GOAL PERCENTAGE / ROOKIES (NFL History)

Rk.	Player (Year)	FGM-FGA	Pct.
1.	Michael Badgley (2018)	15-16	93.8
2.	Blair Walsh (2012)	35-38	92.1
3.	<b>Justin Tucker (2012)</b>	<b>30-33</b>	<b>90.9</b>
4.	Harrison Butker (2017)	38-42	90.5
5.	Jason Sanders (2018)	18-20	90.0
6.	Two Players	n/a	88.9

### BEST FIELD GOAL PERCENTAGE (Ravens Single-Season History)

Rk.	Player (Year)	FGM-FGA	Pct.
1.	<b>Justin Tucker (2016)</b>	<b>38-39</b>	<b>97.4</b>
2.	Matt Stover (2006)	28-30	93.3
3.	<b>Justin Tucker (2013)</b>	<b>38-41</b>	<b>92.7</b>
4.	<b>Justin Tucker (2017)</b>	<b>34-37</b>	<b>91.9</b>
5.	<b>Justin Tucker (2012)</b>	<b>30-33</b>	<b>90.9</b>

(min. 16 att.)

## 2016: PERHAPS THE BEST SEASON EVER

- In 2016, All-Pro K Justin Tucker connected on 38 of 39 FGAs (lone miss was a block), posting the fifth-best pct. in NFL single-season history. In addition to making 35-straight FGs at one point (tied for fifth-best streak ever), here are facts about his remarkable season, arguably the best ever by a kicker:
- Tucker's 38 FGs made ranked No. 1 in the NFL. He was also 27-of-27 on PATs. An NFL single-season record 24 of Tucker's 38 FGs made in 2016 came from 40 yards or beyond.
- Tucker's 10 FGs of 50-plus yards are a Ravens' single-season record. They tie (Blair Walsh, 2012) for the most in NFL history. (Tucker was a perfect 10-for-10 from 50 yards and out during the 2016 season.)
- Tucker's 141 points ranked second in the league only behind Atlanta's Matt Bryant (158).
- In Week 12 of 2016 vs. Cincy, Tucker became just the ninth kicker in league history to make 3 FGs of 50-plus yards in a single game (52, 57 & 54). He is also the first kicker in NFL history to make 3 FGs of 50-plus yards in the first half of a game. (These feats earned him AFC ST POW honors.)

### BEST FG PERCENTAGE / NFL SINGLE-SEASON HISTORY

Rk.	Player (Team)	FGM	FGA	Pct.
1.	Gary Anderson (1998)	35	35	100.0
	Mike Vanderjagt (2003)	37	37	100.0
	Jeff Wilkins (2000)	17	17	100.0
	Tony Zendejas (1991)	17	17	100.0
5.	<b>Justin Tucker (2016)</b>	<b>38</b>	<b>39</b>	<b>97.4</b>

## MOST PLAYER OF THE MONTH AWARDS (All NFL Players / Since Award Inception)

Rk.	Player	No.
1.	Tom Brady	10
	Peyton Manning	8
	Aaron Rodgers	8
4.	<b>Justin Tucker</b>	<b>7</b>
5.	Brett Favre	6
	Barry Sanders	6
	Bruce Smith	6
	J.J. Watt	6
	Steve Young	6



## SIX SEASONS WITH 30 FGs

In 2018's Week 16 win at LAC, K Justin Tucker became the first kicker in NFL history to produce six seasons with 30-or-more FGs made. He made 35 FGs in 2018.

### MOST SEASONS WITH 30-PLUS FGs MADE / NFL HISTORY

Rk.	Kicker	Seasons
1.	<b>Justin Tucker (Bal.)</b>	<b>6</b>
2.	David Akers (Phi. & SF)	5
	John Carney (SD, NO & NYG)	5
	Stephen Gostkowski (NE)	5

**1,000 Points:** In Week 6's 23-17 victory over Cincinnati, K Justin Tucker became the fastest kicker in league history to reach the 1,000-point milestone, doing so in 118 games. (Stephen Gostkowski held the previous record at 119 games.)



# SAM KOCH NOTES

## SAM IN THE 20

P Sam Koch is the Ravens' all-time leader in punts inside the 20 (395). In 2017, he posted a franchise-record 40 boots inside the 20, which ranked as the NFL's most.

### PUNTS INSIDE THE 20 (Ravens All-Time History)

Rk.	Player	In 20
1.	<b>Sam Koch</b>	<b>395</b>
2.	Kyle Richardson	128
3.	Dave Zastudil	89

### PUNTS INSIDE THE 20 (Ravens Single Seasons)

Rk.	Player (Year)	In 20
1.	<b>Sam Koch (2017)*</b>	<b>40</b>
2.	Sam Koch (2010)	39
	Kyle Richardson (1999)	39

\* In 2017, Koch's 40 punts in the 20 ranked No. 1 in the NFL.

## KOCH DOMINATED IN 2017

No punter in 2017 was more dominant at pinning opponents deep in their own territory than P Sam Koch.

### PUNTS INSIDE 20

1.	<b>Sam Koch</b>	<b>40</b>
2.	Chris Jones	34
3.	Two Players	33

### PUNTS INSIDE 10

1.	<b>Sam Koch</b>	<b>16</b>
2.	Marquette King	14
3.	Three Players	13

### PUNTS INSIDE 5

1.	Andy Lee	6
2.	<b>Sam Koch</b>	<b>5</b>
	Three Others	5

## RAVENS IRONMAN

### RAVENS CONSECUTIVE GAMES PLAYED / ALL-TIME STREAKS

Rk.	Player	Games	Years
1.	<b>Sam Koch</b>	<b>216</b>	<b>2006-present</b>
2.	Jarret Johnson	129	2003-11
3.	Joe Flacco	122	2008-15

### BALTIMORE RAVENS MOST ALL-TIME GAMES PLAYED

Rk.	Player	Games	Years
1.	Terrell Suggs	229	2003-2018
2.	Ray Lewis	228	1996-2012
3.	<b>Sam Koch</b>	<b>216</b>	<b>2006-present</b>
4.	Matt Stover	207	1996-2008
5.	Jonathan Ogden	177	1996-2007

### ESPN's Kevin Seifert on Koch's arsenal of punts:

*"Some are designed to hook toward the sideline with maximum hang time. Others use an intentionally low trajectory to aid coverage teams. He has a knuckler and one kick that drops, from the returner's perspective, roughly in the shape of the letter 'S.' He's debuted a 'boomerang' punt that does just what you would imagine it might. Most, but not all, of these punts are intended to discourage a clean catch and minimize the return. ... Sam Koch and the Ravens have introduced a new way to punt."*

## RAVENS ALL-TIME LEADER

P Sam Koch owns a 45.4 career gross average and 39.6 career net, both marks that rank first in Ravens history. In 2014, he posted a career-high and team-record 47.4-yard gross (matched again in 2018) and 43.3-yard net average.

### CAREER GROSS AVG. (Ravens History)

Rk.	Player	Avg.
1.	<b>Sam Koch</b>	<b>45.4</b>
2.	Greg Montgomery	43.2
3.	Dave Zastudil	41.6

### CAREER NET AVG. (Ravens History)

Rk.	Player	Avg.
1.	<b>Sam Koch</b>	<b>39.6</b>
2.	Greg Montgomery	37.2
3.	Kyle Richardson	35.4

## PINNING 'EM DEEP

Dating back to 2006, when he entered the NFL, P Sam Koch's 395 punts inside the 20 rank second in the NFL.

### NFL PUNTS INSIDE THE 20 / SINCE 2006

Rk.	Player	In 20
1.	Dustin Colquitt (KC)	427
2.	<b>Sam Koch (Bal.)</b>	<b>395</b>
3.	Andy Lee (Ari.)	374

1X  
PRO BOWLER

1X  
SECOND-TEAM  
ALL-PRO

SAM KOCH





# ALPHABETICAL ROSTER

As of Nov. 5

No.	Name	Pos.	Ht.	Wt.	Birthdate	Exp.	College	Hometown
89	Andrews, Mark	TE	6-4	256	9/6/95	2	Oklahoma	Scottsdale, AZ
34	Averett, Anthony	CB	5-11	184	11/30/94	2	Alabama	Woodbury, NJ
49	Board, Chris	ILB	6-2	237	7/23/95	2	North Dakota State	Orlando, FL
54	Bowser, Tyus	OLB	6-3	242	5/23/95	3	Houston	Tyler, TX
80	Boykin, Miles	WR	6-4	220	10/12/96	R	Notre Dame	New Lenox, IL
86	Boyle, Nick	TE	6-4	270	2/17/93	5	Delaware	Sussex, NJ
77	Bozeman, Bradley	G/C	6-3	317	11/24/94	2	Alabama	Roanoke, AL
15	Brown, Marquise	WR	5-9	170	6/4/97	R	Oklahoma	Hollywood, FL
78	Brown Jr., Orlando	T	6-8	355	5/2/96	2	Oklahoma	Baltimore, MD
57	Bynes, Josh	ILB	6-1	235	8/24/89	8	Auburn	Anderson, FL
26	Canady, Maurice	CB	6-1	193	5/26/94	4	Virginia	Richmond, VA
39	Carr, Brandon	CB	6-0	210	5/19/86	12	Grand Valley State	Flint, MI
36	Clark, Chuck	S	6-0	205	4/19/95	3	Virginia Tech	Suffolk, VA
46	Cox, Morgan	LS	6-4	235	4/26/86	10	Tennessee	Collierville, TN
35	Edwards, Gus	RB	6-1	238	4/13/95	2	Rutgers	Staten Island, NY
45	Ferguson, Jaylon	OLB	6-5	270	12/14/95	R	Louisiana Tech	St. Francisville, LA
58	Fort, L.J.	ILB	6-0	232	1/3/90	5	Northern Iowa	Waynesville, MO
3	Griffin III, Robert	QB	6-2	213	2/12/90	7	Baylor	Copperas Cove, TX
43	Hill, Justice	RB	5-10	200	11/14/97	R	Oklahoma State	Tulsa, OK
44	Humphrey, Marlon	CB	6-0	197	7/8/96	3	Alabama	Hoover, AL
81	Hurst, Hayden	TE	6-4	260	8/24/93	2	South Carolina	Jacksonville, FL
74	Hurst, James	G/T	6-5	310	12/17/91	6	North Carolina	Plainfield, IN
21	Ingram II, Mark	RB	5-9	210	12/21/89	9	Alabama	Flint, MI
33	Jackson, Bennett	S	6-0	192	9/16/91	2	Notre Dame	Hazlet, NJ
8	Jackson, Lamar	QB	6-2	212	1/7/97	2	Louisville	Pompano Beach, FL
27	Jones, Cyrus	CB/RS	5-10	200	11/29/93	4	Alabama	Baltimore, MD
99	Judon, Matthew	OLB	6-3	261	8/15/92	4	Grand Valley State	West Bloomfield, MI
96	Kamalu, Ufomba	DE	6-6	295	11/2/92	3	Miami (FL)	Fayetteville, GA
4	Koch, Sam	P	6-1	222	8/13/82	14	Nebraska	Seward, NE
41	Levine Sr., Anthony	DB/LB	5-11	207	3/27/87	8	Tennessee State	Abbeville, LA
94	Mack, Daylon	DT	6-1	340	2/23/97	R	Texas A&M	Gladewater, TX
7	McSorley, Trace	QB	6-0	202	8/23/95	R	Penn State	Ashburn, VA
65	Mekari, Patrick	G/C	6-4	308	8/13/97	R	Cal-Berkeley	Westlake Village, CA
10	Moore, Chris	WR/RS	6-1	200	6/16/93	4	Cincinnati	Tampa, FL
48	Onwuasor, Patrick	ILB	6-0	227	8/22/92	4	Portland State	Inglewood, CA
24	Peters, Marcus	CB	6-0	197	1/9/93	5	Washington	Oakland, CA
97	Pierce, Michael	DT	6-0	345	11/6/92	4	Samford	Daphne, AL
72	Powers, Ben	G	6-4	310	10/29/96	R	Oklahoma	Wichita, KS
42	Ricard, Patrick	FB/DL	6-3	303	5/27/94	3	Maine	Spencer, MA
28	Richards, Jordan	DB	5-11	215	1/21/93	5	Stanford	Folsom, CA
11	Roberts, Seth	WR	6-2	195	2/22/91	5	West Alabama	McClay, FL
12	Scott, Jaleel	WR	6-5	210	2/23/95	2	New Mexico State	Rock Hill, SC
95	Sieler, Zach	DT	6-6	301	9/7/95	2	Ferris State	Pinckney, MI
68	Skura, Matt	C/G	6-3	313	2/17/93	3	Duke	Columbus, OH
22	Smith, Jimmy	CB	6-2	210	7/26/88	9	Colorado	Colton, CA
83	Snead IV, Willie	WR/RS	5-11	200	10/17/92	5	Ball State	Muskegon, MI
79	Stanley, Ronnie	T	6-6	315	3/18/94	4	Notre Dame	Las Vegas, NV
29	Thomas III, Earl	S	5-10	220	5/7/89	10	Texas	Orange, TX
9	Tucker, Justin	K	6-1	183	11/21/89	8	Texas	Austin, TX
51	Ward, Jihad	DT	6-5	287	5/11/94	4	Illinois	Philadelphia, PA
98	Williams, Brandon	DT	6-1	336	2/21/89	7	Missouri Southern St.	Kirkwood, MO
93	Wormley, Chris	DE	6-5	300	10/25/93	3	Michigan	Toledo, OH
73	Yanda, Marshal	G/T	6-3	305	9/15/84	13	Iowa	Anamosa, IA

## Practice Squad

96	Adeoye, Aaron	OLB	6-6	250	8/26/93	R	Southeast Missouri St.	Marion, IL
38	Bonds, Terrell	CB	5-8	182	7/22/96	R	Tennessee State	Miami, FL
70	Ehinger, Parker	G	6-6	310	12/30/92	2	Cincinnati	Rockford, MI
30	Ezeala, Christopher (IPP)	FB	5-11	248	9/19/95	1	German FB League	Munich, Germany
91	Harris, Demone	OLB	6-4	272	12/30/95	1	Buffalo	Buffalo, NY
14	Modster, Sean	WR	5-11	183	11/13/95	R	Boise State	Mission Viejo, CA
61	Prince, R.J.	G	6-6	320	4/19/95	1	North Carolina	Albemarle, NC
85	Scarff, Charles	TE	6-5	249	5/3/96	R	Delaware	Lancaster, PA
47	Turner, De'Lance	RB	5-11	214	8/23/95	2	Alcorn State	McClain, MS
84	Wesley, Antoine	WR	6-4	206	10/22/97	R	Texas Tech	Las Vegas, NV

## Reserve/Injured

50	Alaka, Otaru	ILB	6-3	239	5/18/96	R	Texas A&M	Houston, TX
60	Crecelius, Randin	G/T	6-5	300	8/5/96	1	Portland State	Lake Stevens, WA
32	Elliott, DeShon	S	6-0	210	4/21/97	2	Texas	Dallas, TX
23	Jefferson, Tony	S	5-11	211	1/27/92	7	Oklahoma	Chula Vista, CA
37	Marshall, Iman	CB	6-1	210	2/27/97	R	Southern California	Long Beach, CA
90	McPhee, Pernell	OLB	6-3	269	12/17/88	9	Mississippi State	Pahokee, FL
40	Rice, Denzel (PS)	DB	6-0	185	3/31/93	4	Coastal Carolina	Winston-Salem, NC
n/a	Smithson, Fish	DB	5-11	196	3/18/94	1	Kansas	Baltimore, MD
31	Trawick, Brynden	S	6-2	225	10/23/89	7	Troy	Marietta, GA
25	Young, Tavon	CB	5-9	185	3/14/94	4	Temple	Oxon Hill, MD



# NUMERICAL ROSTER

As of Nov. 5

									----- 2019 Games -----			
No.	Name	Pos.	Ht.	Wt.	Birthdate	Exp.	College	How Acq.	P	S	DNP	INA
3	Robert Griffin III	QB	6-2	213	2/12/90	7	Baylor	FA '18	1	0	7	0
4	Sam Koch	P	6-1	222	8/13/82	14	Nebraska	D6a '06	8	0	0	0
7	Trace McSorley	QB	6-0	202	8/23/95	R	Penn State	D6 '19	0	0	0	8
8	Lamar Jackson	QB	6-2	212	1/7/97	2	Louisville	D1b '18	8	8	0	0
9	Justin Tucker	K	6-1	183	11/21/89	8	Texas	FA '12	8	0	0	0
10	Chris Moore	WR/RS	6-1	200	6/16/93	4	Cincinnati	D4b '16	8	1	0	0
11	Seth Roberts	WR	6-2	195	2/22/91	5	West Alabama	FA '19	8	0	0	0
12	Jaleel Scott	WR	6-5	210	2/23/95	2	New Mexico State	D4c '18	2	0	0	6
15	Marquise Brown	WR	5-9	170	6/4/97	R	Oklahoma	D1 '19	6	5	0	2
21	Mark Ingram II	RB	5-9	210	12/21/89	9	Alabama	UFA (NO) '19	8	8	0	0
22	Jimmy Smith	CB	6-2	210	7/26/88	9	Colorado	D1 '11	2	2	0	6
24	Marcus Peters	CB	6-0	197	1/9/93	5	Washington	TR (LAR) '19	8	8	0	0
26	Maurice Canady	CB	6-1	193	5/26/94	4	Virginia	D6b '16	5	1	0	2
27	Cyrus Jones	CB/RS	5-10	200	11/29/93	4	Alabama	WAV (NE) '18	8	1	0	0
28	Jordan Richards	DB	5-11	215	1/21/93	5	Stanford	FA '19	4	0	0	0
29	Earl Thomas III	S	5-10	220	5/7/89	10	Texas	UFA (SEA) '19	8	8	0	0
33	Bennett Jackson	S	6-0	192	9/16/91	2	Notre Dame	FA '18	2	0	0	0
34	Anthony Averett	CB	5-11	184	11/30/94	2	Alabama	D4a '18	6	2	0	2
35	Gus Edwards	RB	6-1	238	4/13/95	2	Rutgers	FA '18	8	0	0	0
36	Chuck Clark	S	6-0	205	4/19/95	3	Virginia Tech	D6 '17	8	4	0	0
39	Brandon Carr	CB	6-0	210	5/19/86	12	Grand Valley State	UFA (DAL) '17	8	8	0	0
41	Anthony Levine Sr.	DB/LB	5-11	207	3/27/87	8	Tennessee State	FA '12	8	0	0	0
42	Patrick Ricard	FB/DL	6-3	303	5/27/94	3	Maine	FA '17	8	2	0	0
43	Justice Hill	RB	5-10	200	11/14/97	R	Oklahoma State	D4a '19	8	0	0	0
44	Marlon Humphrey	CB	6-0	197	7/8/96	3	Alabama	D1 '17	8	7	0	0
45	Jaylon Ferguson	OLB	6-5	270	12/14/95	R	Louisiana Tech	D3a '19	6	1	0	2
46	Morgan Cox	LS	6-4	235	4/26/86	10	Tennessee	FA '10	8	0	0	0
48	Patrick Onwuasor	ILB	6-0	227	8/22/92	4	Portland State	FA '16	6	5	0	2
49	Chris Board	ILB	6-2	237	7/23/95	2	North Dakota State	FA '18	8	0	0	0
53	Jihad Ward	DE	6-5	287	5/11/94	4	Illinois	FA '19	6	0	0	0
54	Tyus Bowser	OLB	6-3	242	5/23/95	3	Houston	D2 '17	8	0	0	0
57	Josh Byrnes	ILB	6-1	235	8/24/89	8	Auburn	FA '19	4	3	0	0
58	L.J. Fort	ILB	6-0	232	1/3/90	5	Northern Iowa	FA '19	8	3	0	0
65	Patrick Mekari	G/C	6-4	308	8/13/97	R	Cal-Berkeley	FA '19	3	0	5	0
68	Matt Skura	C/G	6-3	313	2/17/93	3	Duke	FA '16	8	8	0	0
72	Ben Powers	G	6-4	310	10/29/96	R	Oklahoma	D4b '19	0	0	0	8
73	Marshal Yanda	G/T	6-3	305	9/15/84	13	Iowa	D3b '07	8	8	0	0
74	James Hurst	G/T	6-5	310	12/17/91	6	North Carolina	FA '14	8	0	0	0
77	Bradley Bozeman	G/C	6-5	317	11/24/94	2	Alabama	D6c '18	8	8	0	0
78	Orlando Brown Jr.	T	6-8	355	5/2/96	2	Oklahoma	D3a '18	8	8	0	0
79	Ronnie Stanley	T	6-6	315	3/18/94	4	Notre Dame	D1 '16	8	8	0	0
80	Miles Boykin	WR	6-4	220	10/12/96	R	Notre Dame	D3b '19	8	7	0	0
81	Hayden Hurst	TE	6-4	260	8/24/93	2	South Carolina	D1a '18	8	2	0	0
83	Willie Snead IV	WR/RS	5-11	200	10/17/92	5	Ball State	RFA (NO) '18	8	6	0	0
86	Nick Boyle	TE	6-4	270	2/17/93	5	Delaware	D5a '15	8	7	0	0
89	Mark Andrews	TE	6-5	256	9/6/95	2	Oklahoma	D3b '18	8	2	0	0
93	Chris Wormley	DE	6-5	300	10/25/93	3	Michigan	D3a '17	8	3	0	0
94	Daylon Mack	DT	6-1	340	2/23/97	R	Texas A&M	D5 '19	1	0	0	7
95	Zach Sieler	DT	6-6	301	9/7/95	2	Ferris State	D7 '18	3	0	0	1
96	Ufomba Kamalu	DE	6-6	295	11/2/92	3	Miami (FL)	FA '19	0	0	0	1
97	Michael Pierce	DT	6-0	345	11/6/92	4	Samford	FA '16	8	8	0	0
98	Brandon Williams	DT	6-1	336	2/21/89	7	Missouri Southern St.	D3 '13	7	7	0	1
99	Matthew Judon	OLB	6-3	261	8/15/92	4	Grand Valley State	D5 '16	8	8	0	0
<b>Practice Squad</b>												
14	Sean Modster	WR	5-11	183	11/13/95	R	Boise State	FA '19	0	0	0	0
30	Christopher Ezeala (IPP)	FB	5-11	248	9/19/95	1	German FB League	IPP '18	0	0	0	0
38	Terrell Bonds	CB	5-8	182	7/22/96	R	Tennessee State	FA '19	0	0	0	0
47	De'Lance Turner	RB	5-11	214	8/23/95	2	Alcorn State	FA '18	0	0	0	0
51	Aaron Adeoye	OLB	6-6	250	8/26/93	R	Southeast Missouri St.	FA '19	0	0	0	0
61	R.J. Prince	G	6-6	320	4/19/95	1	North Carolina	FA '19	0	0	0	0
70	Parker Ehinger	G	6-6	310	12/30/92	2	Cincinnati	FA '19	0	0	0	0
84	Antoine Wesley	WR	6-4	206	10/22/97	R	Texas Tech	FA '19	0	0	0	0
85	Charles Scarff	TE	6-5	249	5/3/96	R	Delaware	FA '19	0	0	0	0
91	Demone Harris	OLB	6-4	272	12/30/95	1	Buffalo	FA '19	0	0	0	0
<b>Reserve/Injured</b>												
23	Tony Jefferson	S	5-11	211	1/27/92	7	Oklahoma	UFA (ARI) '17	5	5	0	0
25	Tavon Young	CB	5-9	185	3/14/94	4	Temple	D4a '16	0	0	0	0
31	Brynden Trawick	S	6-2	225	10/23/89	7	Troy	FA '19	2	0	0	2
32	DeShon Elliott	S	6-1	210	4/21/97	2	Texas	D6a '18	6	0	0	0
37	Iman Marshall	CB	6-1	210	2/27/97	R	Southern California	D4c '19	0	0	0	0
40	Denzel Rice (PS)	DB	6-0	185	3/31/93	4	Coastal Carolina	FA '19	0	0	0	0
50	Otaro Alaka	ILB	6-3	239	5/18/96	R	Texas A&M	FA '19	0	0	0	3
60	Randin Crecelius	G/T	6-5	300	8/5/96	1	Portland State	FA '18	0	0	0	0
90	Pernell McPhee	OLB	6-3	269	12/17/88	9	Mississippi State	UFA (WAS) '19	7	7	0	0
n/a	Fish Smithson	DB	5-11	196	3/18/94	1	Kansas	FA '19	0	0	0	0



# POSITIONAL ROSTER

As of Nov. 5

## QUARTERBACKS

3	Robert Griffin III	QB
7	Trace McSorley	QB
8	Lamar Jackson	QB

## WIDE RECEIVERS

10	Chris Moore	WR/RS
11	Seth Roberts	WR
12	Jaleel Scott	WR
15	Marquise Brown	WR
80	Miles Boykin	WR
83	Willie Snead IV	WR/RS

## RUNNING BACKS

21	Mark Ingram II	RB
35	Gus Edwards	RB
42	Patrick Ricard	FB/DL
43	Justice Hill	RB

## TIGHT ENDS

81	Hayden Hurst	TE
86	Nick Boyle	TE
89	Mark Andrews	TE

## OFFENSIVE LINE

65	Patrick Mekari	G/C
68	Matt Skura	C/G
72	Ben Powers	G
73	Marshal Yanda	G/T
74	James Hurst	G/T
77	Bradley Bozeman	G/C
78	Orlando Brown Jr.	T
79	Ronnie Stanley	T

## SECONDARY

22	Jimmy Smith	CB
24	Marcus Peters	CB
26	Maurice Canady	CB
27	Cyrus Jones	CB/RS
28	Jordan Richards	DB
29	Earl Thomas III	S
33	Bennett Jackson	S
34	Anthony Averett	CB
36	Chuck Clark	S
39	Brandon Carr	CB
41	Anthony Levine Sr.	DB/LB
44	Marlon Humphrey	CB

## LINEBACKERS

45	Jaylon Ferguson	OLB
48	Patrick Onwuasor	ILB
49	Chris Board	ILB
54	Tyus Bowser	OLB
57	Josh Bynes	ILB
58	L.J. Fort	ILB
99	Matthew Judon	OLB

## DEFENSIVE LINE

42	Patrick Ricard	FB/DL
53	Jihad Ward	DT
93	Chris Wormley	DE
94	Daylon Mack	DT
95	Zach Sieler	DT
96	Ufomba Kamalu	DE
97	Michael Pierce	DT
98	Brandon Williams	DT

## SPECIALISTS

4	Sam Koch	P
9	Justin Tucker	K
46	Morgan Cox	LS

## PRACTICE SQUAD

14	Sean Modster	WR
30	Christopher Ezeala (IPP)	FB
38	Terrell Bonds	CB
47	De'Lance Turner	RB
51	Aaron Adeoye	OLB
61	R.J. Prince	G
70	Parker Ehinger	G
84	Antoine Wesley	WR
85	Charles Scarff	TE
91	Demone Harris	OLB

## RESERVE/INJURED

23	Tony Jefferson	S
25	Tavon Young	CB
31	Brynden Trawick	S
32	DeShon Elliott	S
37	Iman Marshall	CB
40	Denzel Rice (PS)	DB
50	Otaru Alaka	ILB
60	Randin Crecelius	G/T
90	Pernell McPhee	OLB
n/a	Fish Smithson	DB

## 2019 COACHING STAFF

John Harbaugh.....Head Coach  
Don Martindale.....Defensive Coordinator  
Greg Roman.....Offensive Coordinator  
David Culley.....Asst. Head Coach/Pass Coord./WRs  
Richard Angulo.....Assistant Offensive Line Coach  
Andy Bischoff.....Assistant Tight Ends Coach  
Randy Brown.....Assistant Special Teams Coach  
Joe Cullen.....Defensive Line Coach  
Joe D'Alessandris.....Offensive Line Coach  
Bobby Engram.....Tight Ends Coach  
Chris Hewitt.....Defensive Backs Coach

Chris Horton.....Special Teams Coach  
Sterling Lucas.....Defensive Assistant/Linebackers  
Mike Macdonald.....Linebackers Coach  
Jesse Minter.....Assistant Defensive Backs Coach  
Steve Saunders.....Head Strength & Conditioning Coach  
James Urban.....Quarterbacks Coach  
Craig Ver Steeg.....Senior Assistant/Running Backs  
Anthony Watson.....Asst. Strength & Conditioning Coach  
Matt Weiss.....Running Backs Coach  
T.J. Weist.....Assistant Special Teams Coach  
Drew Wilkins.....Assistant Defensive Line & OLBs



# DEPTH CHART

*Compiled by Ravens PR staff on Nov. 5*

## OFFENSE

WR	<u>15</u>	<u>Marquise Brown</u>	- or -	83	Willie Snead IV	10	Chris Moore
WR	<u>80</u>	<u>Miles Boykin</u>		11	Seth Roberts	12	Jaleel Scott
LT	79	Ronnie Stanley		74	James Hurst		
LG	77	Bradley Bozeman		<u>65</u>	<u>Patrick Mekari</u>	<u>72</u>	<u>Ben Powers</u>
C	68	Matt Skura		77	Bradley Bozeman	<u>65</u>	<u>Patrick Mekari</u>
RG	73	Marshal Yanda		74	James Hurst		
RT	78	Orlando Brown Jr.		74	James Hurst		
TE	86	Nick Boyle		89	Mark Andrews	81	Hayden Hurst
QB	8	Lamar Jackson		3	Robert Griffin III	<u>7</u>	<u>Trace McSorley</u>
FB	42	Patrick Ricard					
RB	21	Mark Ingram II		35	Gus Edwards	<u>43</u>	<u>Justice Hill</u>

## DEFENSE

DT	98	Brandon Williams		42	Patrick Ricard		
NT	97	Michael Pierce		<u>94</u>	<u>Daylon Mack</u>		
DE	93	Chris Wormley		95	Zach Sieler		
RUSH	<u>45</u>	<u>Jaylon Ferguson</u>		53	Jihad Ward	96	Ufomba Kamalu
MLB	57	Josh Byner		49	Chris Board		
WLB	48	Patrick Onwuasor		58	L.J. Fort		
SAM	99	Matthew Judon		54	Tyus Bowser		
LCB	44	Marlon Humphrey		24	Marcus Peters	26	Maurice Canady*
SS	36	Chuck Clark		41	Anthony Levine Sr.	34	Anthony Averett
FS	29	Earl Thomas III		33	Bennett Jackson	28	Jordan Richards
RCB	39	Brandon Carr		22	Jimmy Smith	27	Cyrus Jones

## SPECIAL TEAMS

P	4	Sam Koch					
K	9	Justin Tucker					
H	4	Sam Koch					
LS	46	Morgan Cox					
KOR	10	Chris Moore	- or -	<u>43</u>	<u>Justice Hill</u>	83	Willie Snead IV
PR	27	Cyrus Jones		83	Willie Snead IV	<u>15</u>	<u>Marquise Brown</u>

All Rookies Underlined \* Missed Last Week's Game Due to Injury

## PRONUNCIATIONS

**PLAYERS:** Aaron Adeoye (uh-DAY-oh-yay); Maurice Canady (CAN-uh-dee); Chris Ezeala (eh-ZAH-lah); Sam Koch (Cook); Ufomba Kamalu (oh-FOM-ba, ka-MA-lu); Anthony Levine Sr. (luh-VEEN); Patrick Mekari (muh-CARE-ee); Patrick Onwuasor (oh-WAH-so); Zach Sieler (SEE-ler); Matt Skura (SKUR-uh); Jihad Ward (JUH-hahd); Antoine Wesley (AN-twon); Marshal Yanda (YAWN-da)  
**COACHES:** Richard Angulo (an-GOO-low); Andy Bischoff (BISH-off); Joe D'Alessandris (dell-ah-SAN-dress); Craig Ver Steeg (ver-STEGG); T.J. Weist (WEEST)



## HOW 2019 RAVENS WERE BUILT

BY YEAR SIGNED			BY DRAFT ROUND		
YEAR	PLAYER	ACQ.	1st ROUND (10)	TEAM	YEAR
2006	P Sam Koch	D6a	S Earl Thomas III	Seattle	2010 (14th)
2007	G/T Marshal Yanda	D3b	CB Jimmy Smith	Baltimore	2011 (27th)
			RB Mark Ingram II	New Orleans	2011 (28th)
2010	LS Morgan Cox	RFA	QB Robert Griffin III	Washington	2012 (2nd)
2011	CB Jimmy Smith	D1	CB Marcus Peters	Kansas City	2015 (18th)
2012	DB/LB Anthony Levine Sr.	FA	T Ronnie Stanley	Baltimore	2016 (6th)
	K Justin Tucker	RFA	CB Marlon Humphrey	Baltimore	2017 (16th)
2013	DT Brandon Williams	D3	TE Hayden Hurst	Baltimore	2018 (25th)
2014	G/T James Hurst	RFA	QB Lamar Jackson	Baltimore	2018 (32nd)
2015	TE Nick Boyle	D5a	WR Marquise Brown	Baltimore	2019 (25th)
2016	CB Maurice Canady	D6b	2nd ROUND (4)		
	OLB Matthew Judon	D5	DB Jordan Richards	New England	2015
	WR/RS Chris Moore	D4b	CB/RS Cyrus Jones	New England	2016
	ILB Patrick Onwuasor	RFA	DT Jihad Ward	Oakland	2016
	DT Michael Pierce	RFA	OLB Tyus Bowser	Baltimore	2017
	G/C Matt Skura	FA	3rd ROUND (7)		
	T Ronnie Stanley	D1	G/T Marshal Yanda	Baltimore	2007
	CB Tavon Young [Injured Reserve]	D4a	DT Brandon Williams	Baltimore	2013
2017	OLB Tyus Bowser	D2	DE Chris Wormley	Baltimore	2017
	CB Brandon Carr	UFA (Dal.)	TE Mark Andrews	Baltimore	2018
	S Chuck Clark	D6	T Orlando Brown Jr.	Baltimore	2018
	CB Marlon Humphrey	D1	OLB Jalyon Ferguson	Baltimore	2019
	S Tony Jefferson [Injured Reserve]	UFA (Ari.)	WR Miles Boykin	Baltimore	2019
	FB/DL Patrick Ricard	RFA	4th ROUND (7)		
	DE Chris Wormley	D3a	WR/RS Chris Moore	Baltimore	2016
2018	TE Mark Andrews	D3b	CB Tavon Young [Injured Reserve]	Baltimore	2016
	CB Anthony Averett	D4a	CB Anthony Averett	Baltimore	2018
	ILB Chris Board	RFA	WR Jaleel Scott	Baltimore	2018
	C Bradley Bozeman	D6c	RB Justice Hill	Baltimore	2019
	T Orlando Brown Jr.	D3a	G Ben Powers	Baltimore	2019
	G/T Randin Crecelius [Injured Reserve]	RFA	CB Iman Marshall [Injured Reserve]	Baltimore	2019
	RB Gus Edwards	RFA	5th ROUND (5)		
	S DeShon Elliott [Injured Reserve]	D6a	CB Brandon Carr	Kansas City	2008
	QB Robert Griffin III	FA	OLB Pernell McPhee [Injured Reserve]	Baltimore	2011
	TE Hayden Hurst	D1a	TE Nick Boyle	Baltimore	2015
	QB Lamar Jackson	D1b	OLB Matthew Judon	Baltimore	2016
	CB/RS Cyrus Jones	WAV (NE)	DT Daylon Mack	Baltimore	2019
	WR Jaleel Scott	D4c	6th ROUND (7)		
	DT Zach Sieler	D7	P Sam Koch	Baltimore	2006
2019	WR Willie Snead IV	Rest. FA (NO)	S Bennett Jackson	NY Giants	2014
	ILB Otaru Alaka [Injured Reserve]	RFA	CB Maurice Canady	Baltimore	2016
	WR Miles Boykin	D3b	S Chuck Clark	Baltimore	2017
	WR Marquise Brown	D1	C Bradley Bozeman	Baltimore	2018
	ILB Josh Bynes	FA	S DeShon Elliott [Injured Reserve]	Baltimore	2018
	OLB Jalyon Ferguson	D3a	QB Trace McSorley	Baltimore	2019
	ILB L.J. Fort	FA '19	7th ROUND (1)		
	RB Justice Hill	D4a	DT Zach Sieler	Baltimore	2018
	RB Mark Ingram II	UFA (NO)	UNDRAFTED (21)		
	S Bennett Jackson	FA	LS Morgan Cox	Baltimore	2010
	DE Ufomba Kamalu	FA	DB/LB Anthony Levine Sr.	Green Bay	2010
	DT Daylon Mack	D5	ILB Josh Bynes	Baltimore	2011
	CB Iman Marshall [Injured Reserve]	D4c	ILB L.J. Fort	Cleveland	2012
	OLB Pernell McPhee [Injured Reserve]	UFA (Was.)	K Justin Tucker	Baltimore	2012
	QB Trace McSorley	D6	S Tony Jefferson [Injured Reserve]	Arizona	2013
	G Patrick Mekari	RFA	S Brynden Trawick [Injured Reserve]	Baltimore	2013
	CB Marcus Peters	TR (LAR)	G/T James Hurst	Baltimore	2014
	G Ben Powers	D4b	WR Seth Roberts	Oakland	2014
	DB Jordan Richards	FA	WR Willie Snead IV	Cleveland	2014
	WR Seth Roberts	FA	DE Ufomba Kamalu	Houston	2016
	DB Fish Smithson [Injured Reserve]	FA	ILB Patrick Onwuasor	Baltimore	2016
	S Earl Thomas III	UFA (Sea.)	DT Michael Pierce	Baltimore	2016
	S Brynden Trawick [Injured Reserve]	FA	G/C Matt Skura	Baltimore	2016
	DT Jihad Ward	FA	FB/DL Patrick Ricard	Baltimore	2017
			DB Fish Smithson [Injured Reserve]	Washington	2017
			ILB Chris Board	Baltimore	2018
			G/T Randin Crecelius [Injured Reserve]	Baltimore	2018
			RB Gus Edwards	Baltimore	2018
			ILB Otaru Alaka [Injured Reserve]	Baltimore	2019
			G Patrick Mekari	Baltimore	2019

FA - Free Agent    UFA - Unrestricted Free Agent    RFA - Rookie Free Agent    TR - Trade    WAV - Waivers



# PARTICIPATION CHART

Player																	REGULAR SEASON TOTALS				
	9/8 @ Mia.	9/15 vs. Ari.	9/22 @ KC	9/29 vs. Cle.	10/6 @ Pit.	10/13 vs. Cin.	10/20 @ Sea.	11/3 vs. NE	11/10 @ Cin.	11/17 vs. Hou.	11/25 @ LAR	12/1 vs. SF	12/8 @ Buf.	12/12 vs. NYJ	12/22 @ Cle.	12/29 vs. Pit.	GAMES PLAYED	GAMES STARTED	DID NOT PLAY	INACTIVE	
Adeoye, Aaron	PS	PS	PS	PS	PS	PS	PS	PS									0	0	0	0	
Alaka, Otaru	INA	INA	INA	IR	IR	IR	IR	IR									0	0	0	3	
Andrews, Mark	X	X	X	X	TE	X	TE	X									8	2	0	0	
Averett, Anthony	X	CB	X	DB	INA	INA	X	X									6	2	0	2	
Bethel, Justin	X	X	X	X	X	X	X	X	NOR								7	0	0	0	
Board, Chris	X	X	X	X	X	X	X	X	X								8	0	0	0	
Bonds, Terrell	NOR	PS	PS	PS	PS	PS	PS	PS									0	0	0	0	
Bowser, Tyus	X	X	X	X	X	X	X	X	X								8	0	0	0	
Boykin, Miles	WR	WR	WR	WR	WR	WR	WR	X	WR								8	7	0	0	
Boyle, Nick	TE	TE	X	TE	TE	TE	TE	TE									8	7	0	0	
Bozeman, Bradley	LG	LG	LG	LG	LG	LG	LG	LG									8	8	0	0	
Brown, Marquise	WR	WR	WR	WR	X	INA	INA	WR									6	5	0	2	
Brown Jr., Orlando	RT	RT	RT	RT	RT	RT	RT	RT									8	8	0	0	
Bynes, Josh	NOR	NOR	NOR	NOR	MLB	WLB	MLB	X									4	3	0	0	
Canady, Maurice	PS	X	X	X	RCB	X	INA	INA									5	1	0	2	
Carr, Brandon	LCB	RCB	RCB	RCB	CB	RCB	RCB	RCB									8	8	0	0	
Clark, Chuck	X	X	S	X	X	SS	SS	SS									8	4	0	0	
Coley, Trevon	PS	PS	PS	PS	NOR	NOR	NOR	NOR									0	0	0	0	
Cox, Morgan	X	X	X	X	X	X	X	X									8	0	0	0	
Crecelius, Randin	IR	IR	IR	IR	IR	IR	IR	IR									0	0	0	0	
Edwards, Gus	X	X	X	X	X	X	X	X									8	0	0	0	
Ehinger, Parker	NOR	NOR	PS	PS	PS	PS	PS	PS									0	0	0	0	
Elliott, DeShon	X	X	X	X	X	X	IR	IR									6	0	0	0	
Ezeala, Christopher	PS	PS	PS	PS	PS	PS	PS	PS									0	0	0	0	
Ferguson, Jaylon	INA	INA	X	X	X	X	X	RUSH									6	1	0	2	
Fort, L.J.	NOR	NOR	NOR	NOR	X	MLB	WLB	MLB									4	3	0	0	
Griffin III, Robert	X	DNP	DNP	DNP	DNP	DNP	DNP	DNP									1	0	7	0	
Harris, Demone	NOR	NOR	NOR	NOR	NOR	NOR	NOR	PS									0	0	0	0	
Herdman, Cole	NOR	NOR	PS	PS	PS	NOR	NOR	NOR									0	0	0	0	
Hill, Justice	X	X	X	X	X	X	X	X									8	0	0	0	
Howard, A.J.	NOR	NOR	NOR	NOR	NOR	PS	NOR	NOR									0	0	0	0	
Humphrey, Marlon	X	LCB	LCB	LCB	LCB	LCB	LCB	LCB									8	7	0	0	
Hurst, Hayden	X	X	TE	X	X	X	TE	X									8	2	0	0	
Hurst, James	X	X	X	X	X	X	X	X									8	0	0	0	
Ingram II, Mark	RB	RB	RB	RB	RB	RB	RB	RB									8	8	0	0	
Jackson, Bennett	NOR	NOR	NOR	NOR	NOR	NOR	X	X									2	0	0	0	
Jackson, Lamar	QB	QB	QB	QB	QB	QB	QB	QB									8	8	0	0	
Jefferson, Tony	SS	SS	SS	SS	SS	IR	IR	IR									5	5	0	0	
Jones, Alvin	IR	NOR	NOR	NOR	NOR	NOR	NOR	NOR									0	0	0	0	
Jones, Cyrus	X	CB	X	X	X	X	X	X									8	1	0	0	
Judon, Matthew	SLB	SAM	SAM	SAM	SAM	SAM	SAM	SAM									8	8	0	0	
Kamalu, Ufomba	NOR	NOR	NOR	NOR	NOR	NOR	NOR	INA									0	0	0	1	
Koch, Sam	X	X	X	X	X	X	X	X									8	0	0	0	
Ledbetter, Jeremiah	NOR	NOR	NOR	NOR	PS	PS	PS	NOR									0	0	0	0	
Levine Sr., Anthony	X	X	X	X	X	X	X	X									8	0	0	0	
Mack, Daylon	INA	INA	INA	X	INA	INA	INA	INA									1	0	0	7	
Marshall, Iman	IR	IR	IR	IR	IR	IR	IR	IR									0	0	0	0	
McPhee, Pernell	RUSH	DE	RUSH	RUSH	RUSH	RUSH	RUSH	IR									7	7	0	0	
McSorley, Trace	INA	INA	INA	INA	INA	INA	INA	INA									0	0	0	8	
Mekari, Patrick	X	DNP	X	DNP	X	DNP	DNP	DNP									3	0	5	0	
Modster, Sean	PS	NOR	NOR	NOR	NOR	PS	PS	PS									0	0	0	0	
Moore, Chris	X	X	X	X	X	WR	X	X									8	1	0	0	
Onwuasor, Patrick	MLB	MLB	MLB	MLB	WLB	INA	INA	X									6	5	0	2	
Payne, Donald	PS	NOR	NOR	NOR	NOR	NOR	NOR	NOR									0	0	0	0	
Peters, Marcus	NOR	NOR	NOR	NOR	NOR	NOR	NOR	CB									2	2	0	0	
Pierce, Michael	NT	NT	NT	NT	NT	NT	NT	NT									8	8	0	0	
Powers, Ben	INA	INA	INA	INA	INA	INA	INA	INA									0	0	0	8	
Prince, R.J.	PS	PS	PS	PS	PS	PS	PS	PS									0	0	0	0	
Ricard, Patrick	FB	X	X	X	X	FB	X	X									8	2	0	0	
Rice, Denzel	NOR	NOR	NOR	NOR	NOR	NOR	PS	PS									0	0	0	0	
Richards, Jordan	NOR	NOR	NOR	NOR	NOR	NOR	NOR	X									1	0	0	0	
Roberts, Seth	X	X	X	X	X	X	X	X									8	0	0	0	
Scarff, Charles	PS	PS	PS	PS	PS	PS	PS	PS									0	0	0	0	
Scott, Jaleel	INA	INA	INA	INA	INA	X	X	INA									2	0	0	6	
Senat, Greg	INA	NOR	NOR	NOR	NOR	NOR	NOR	NOR									0	0	0	1	
Sieler, Zach	PS	PS	PS	PS	X	X	X	INA									3	0	0	1	
Skura, Matt	C	C	C	C	C	C	C	C									8	8	0	0	
Smith, Jimmy	RCB	INA	INA	INA	INA	INA	INA	CB									2	2	0	6	
Smithson, Fish	IR	IR	IR	IR	IR	IR	IR	IR									0	0	0	0	
Snead IV, Willie	X	WR	WR	WR	WR	X	WR	WR									8	6	0	0	
Stanley, Ronnie	LT	LT	LT	LT	LT	LT	LT	LT									8	8	0	0	
Thomas III, Earl	FS	FS	FS	FS	FS	FS	FS	FS									8	8	0	0	
Thompson, Mark	NOR	PS	IR	NOR	NOR	NOR	NOR	NOR									0	0	0	0	
Trawick, Brynden	X	X	INA	INA	IR	IR	IR	IR									2	0	0	2	
Tucker, Justin	X	X	X	X	X	X	X	X									8	0	0	0	
Turner, De'Lance	PS	PS	PS	PS	PS	PS	PS	PS									0	0	0	0	
Wesley, Antoine	PS	PS	PS	PS	PS	PS	PS	PS									0	0	0	0	
Williams, Brandon	DT	DT	DT	INA	DT	DT	DT	DT									7	7	0	1	
Williams, Tim	X	X	X	X	NOR	NOR	NOR	NOR									4	0	0	0	
Wormley, Chris	DE	X	X	DT	X	DE	X	X									8	3	0	0	
Yanda, Marshal	RG	RG	RG	RG	RG	RG	RG	RG									8	8	0	0	
Young, Kenny	WLB	X	WLB	WLB	INA	X	NOR	NOR									5	3	0	1	
Young, Tavon	IR	IR	IR	IR	IR	IR	IR	IR									0	0	0	0	

Position in Caps = Starter; X = Played/Substituted; IR = Injured Reserve; NOR = Not on Roster; PS = Practice Squad



# GAME-BY-GAME STARTERS

## OFFENSE

GAME	WR	LT	LG	C	RG	RT	TE	WR	QB	RB	FB	OTHER
Sept. 8 at Miami	<b>M. Brown</b>	Stanley	Bozeman	Skura	Yanda	O. Brown	Boyle	<b>Boykin</b>	Jackson	Ingram II	Ricard	n/a
Sept. 15 vs. Arizona	M. Brown	Stanley	Bozeman	Skura	Yanda	O. Brown	Boyle	Boykin	Jackson	Ingram II	n/a	Snead IV (WR)
Sept. 22 at Kansas City	M. Brown	Stanley	Bozeman	Skura	Yanda	O. Brown	<b>H. Hurst</b>	Boykin	Jackson	Ingram II	n/a	Snead IV (WR)
Sept. 29 vs. Cleveland	M. Brown	Stanley	Bozeman	Skura	Yanda	O. Brown	Boyle	Boykin	Jackson	Ingram II	n/a	Snead IV (WR)
Oct. 6 at Pittsburgh	Snead IV	Stanley	Bozeman	Skura	Yanda	O. Brown	Boyle	Boykin	Jackson	Ingram II	n/a	Andrews (TE)
Oct. 13 vs. Cincinnati	Moore	Stanley	Bozeman	Skura	Yanda	O. Brown	Boyle	Boykin	Jackson	Ingram II	Ricard	n/a
Oct. 20 at Seattle	Snead IV	Stanley	Bozeman	Skura	Yanda	O. Brown	Boyle	n/a	Jackson	Ingram II	Andrews (TE)	H. Hurst (TE)
Nov. 3 vs. New England	Snead IV	Stanley	Bozeman	Skura	Yanda	O. Brown	Boyle	Boykin	Jackson	Ingram II	n/a	M. Brown (WR)
Nov. 10 at Cincinnati												
Nov. 17 vs. Houston												
Nov. 25 at LA Rams												
Dec. 1 vs. San Francisco												
Dec. 8 at Buffalo												
Dec. 12 vs. NY Jets												
Dec. 22 at Cleveland												
Dec. 29 vs. Pittsburgh												

## DEFENSE

GAME	NT	DE	DT	SAM	MIKE	WILL	RUSH	RCB	LCB	SS	FS	OTHER
Sept. 8 at Miami	Pierce	Wormley	Williams	Judon	Onwuasor	K. Young	McPhee	Smith	Carr	Jefferson	Thomas III	n/a
Sept. 15 vs. Arizona	Pierce	n/a	Williams	Judon	Onwuasor	Jones (DB)	McPhee	Carr	Humphrey	Jefferson	Thomas III	<b>Averett (DB)</b>
Sept. 22 at Kansas City	Pierce	n/a	Williams	Judon	Onwuasor	K. Young	McPhee	Carr	Humphrey	Jefferson	Thomas III	Clark (S)
Sept. 29 vs. Cleveland	Pierce	n/a	Wormley	Judon	Onwuasor	K. Young	McPhee	Carr	Humphrey	Jefferson	Thomas III	Averett (DB)
Oct. 6 at Pittsburgh	Pierce	n/a	Williams	Judon	Bynes	Onwuasor	McPhee	Canady	Humphrey	Jefferson	Thomas III	Carr (DB)
Oct. 13 vs. Cincinnati	Pierce	Wormley	Williams	Judon	Bynes	Fort	McPhee	Carr	Humphrey	Clark	Thomas III	n/a
Oct. 20 at Seattle	Pierce	n/a	Williams	Judon	Bynes	Fort	McPhee	Carr	Humphrey	Clark	Thomas III	Peters (DB)
Nov. 3 vs. New England	Pierce	n/a	Williams	Judon	Fort	J. Smith (DB)	<b>Ferguson</b>	Carr	Humphrey	Clark	Thomas III	Peters (DB)
Nov. 10 at Cincinnati												
Nov. 17 vs. Houston												
Nov. 25 at LA Rams												
Dec. 1 vs. San Francisco												
Dec. 8 at Buffalo												
Dec. 12 vs. NY Jets												
Dec. 22 at Cleveland												
Dec. 29 vs. Pittsburgh												

**Bold denotes first NFL start**



# 2019 TRANSACTIONS

- **Jan: 2:** Signed **LB Ejuan Price** and **LB Matthew Thomas** to Reserve/Future contacts.
- **Jan: 7:** Signed **G Kofi Amichia** to a Reserve/Future contact; Re-signed **T Randin Crecelius**, **DB Robertson Daniel**, **RB Tyler Ervin**, **FB Christopher Ezeala**, **DB Bennett Jackson**, **LB Alvin Jones** and **TE Nick Keizer** to Reserve/Future contracts.
- **Feb. 19:** Signed **CB Tavon Young** to a three-year contract extension.
- **Feb. 25:** Terminated the contract of vested veteran **WR Michael Crabtree**.
- **March 1:** Waived **RB Alex Collins**.
- **March 6:** Terminated the contract of vested veteran **S Eric Weddle**.
- **March 7:** Re-signed **TE Nick Boyle**, who was scheduled to become an unrestricted free agent.
- **March 13:** Traded **QB Joe Flacco** to the **Denver Broncos** in exchange for a 2019 fourth-round draft pick (113th overall).
- **March 15:** Signed unrestricted free agents **RB Mark Ingram II** and **S Earl Thomas III**.
- **March 19:** Signed unrestricted free agent **CB Justin Bethel**; Waived (failed physicals) **LB Bam Bradley** and **CB Jaylen Hill**.
- **March 26:** Re-signed free agent **CB Stanley Jean-Baptiste**.
- **March 28:** Re-signed unrestricted free agent **QB Robert Griffin III**.
- **April 8:** Signed free agent **WR Seth Roberts**.
- **April 15:** Re-signed exclusive rights free agents **RB Gus Edwards**, **G Jermaine Eluemunor**, **C Matt Skura** and **RB De'Lance Turner**; Re-signed restricted free agent **LB Patrick Onwuasor**.
- **April 24:** Signed **K Justin Tucker** to a four-year contract extension and **G Marshal Yanda** to a one-year contract extension.
- **May 1:** Re-signed restricted free agent **DT Michael Pierce**.
- **May 3:** Signed draft choices **RB Justice Hill**, **DT Daylon Mack**, **CB Iman Marshall** and **G Ben Powers**; Signed undrafted rookie free agents **LB Otar Alaka**, **T Marcus Applefield**, **LB E.J. Ejiya**, **TE Cole Herdman**, **DE Markus Jones**, **T Patrick Mekari**, **DT Kalil Morris**, **WR Sean Modster**, **DE Michael Onuoha**, **TE Matt Orzech**, **TE Charles Scarff**, **WR Jaylen Smith**, **LB Silas Stewart**, **G C.J. Toogood**, **WR Antoine Wesley**, **DT Gerald Willis** and **S Evan Worthington**.
- **May 4:** Signed draft choice **QB Trace McSorley**.
- **May 5:** Waived **G C.J. Toogood** and **S Evan Worthington**.
- **May 6:** Waived **DB Robertson Daniel**; Signed **OLB Aaron Adeoye**, **CB Terrell Bonds** and **T Darrell Williams**.
- **May 13:** Signed free agents **QB Jalan McClendon** and **G Patrick Vahe**.
- **May 14:** Waived **LB Ejuan Price**; Signed free agent **WR Joe Horn Jr.**
- **May 16:** Waived **G Kofi Amichia** and **TE Nick Keizer**; Signed free agent **G R.J. Prince**.
- **May 20:** Waived **QB Jalan McClendon** and **DT Kalil Morris**; Signed free agents **WR Michael Floyd**, **OLB Pernell McPhee** and **OLB Shane Ray**.
- **May 31:** Signed draft choice **OLB Jaylon Ferguson**.
- **June 6:** Signed draft choice **WR Marquise Brown**.
- **July 17:** Signed draft choice **WR Miles Boykin**.
- **July 25:** Waived (NFI) **WR Quincy Adeboyejo**.
- **July 26:** Signed free agent **G Isaiah Williams**.
- **July 29:** Waived **DE Markus Jones**; Signed **QB Joe Callahan**.
- **July 31:** Waived **WR Jordan Lasley**; Signed free agent **LB Nicholas Grigsby**.
- **Aug. 1:** Waived **LB Matthew Thomas**; Signed free agent **S Brynden Trawick**.
- **Aug. 5:** Traded **G Alex Lewis** to the **NY Jets** in exchange for a 2020 conditional draft choice.
- **Aug. 10:** Signed free agent **DT Elijah Qualls**.
- **Aug. 11:** Traded **K/P Kaare Vedvik** to the **Minnesota Vikings** in exchange for an undisclosed 2020 draft pick.
- **Aug. 12:** Signed rookie free agent **P Sean Smith**.
- **Aug. 15:** Waived **DT Elijah Qualls**.
- **Aug. 16:** Waived **P Sean Smith**; Signed **LB Donald Payne**.
- **Aug. 17:** Signed free agent **K Cameron Nizialek**; Waived (injury settlement) **OLB Mike Onuoha**.
- **Aug. 23:** Signed free agent **LB Paul Worrilow**.
- **Aug. 24:** Waived **LB Nicholas Grigsby**; Terminated the contract of vested veteran **LB Paul Worrilow**.
- **Aug. 25:** Signed free agent **K Elliott Fry**.
- **Aug. 27:** Signed free agent **DB Fish Smithson**.
- **Aug. 28:** Traded **G/T Jermaine Eluemunor** to **New England** in exchange for an undisclosed draft pick.
- **Aug. 30:** Waived **QB Joe Callahan**, **K Elliott Fry**, **WR Joe Horn Jr.**, **LS Matthew Orzech**, **WR Jaylen Smith**, **LB Silas Stewart**, **G Patrick Vahe**, **T Darrell Williams** and **G Isaiah Williams**; Terminated the contracts of vested veterans **WR Michael Floyd** and **OLB Shane Ray**.
- **Aug. 31:** Waived **OLB Aaron Adeoye**, **T Marcus Applefield**, **CB Terrell Bonds**, **CB Maurice Canady**, **ILB E.J. Ejiya**, **RB Tyler Ervin**, **FB Christopher Ezeala**, **DT Willie Henry Jr.**, **TE Cole Herdman**, **DB Bennett Jackson**, **WR Sean Modster**, **ILB Donald Payne**, **G R.J. Prince**, **TE Charles Scarff**, **DT Zach Sieler**, **RB De'Lance Turner**, **WR Antoine Wesley** and **DT Gerald Willis**; Terminated the contract of vested veteran **CB Stanley Jean-Baptiste** (injury settlement); Waived, (injury settlement) **K Cameron Nizialek**; Terminated the contract of vested veteran **S Brynden Trawick**; Placed **G/T Randin Crecelius**, **RB Kenneth Dixon**, **ILB Alvin Jones**, **DB Fish Smithson** and **CB Tavon Young** on Injured Reserve.
- **Sept. 1:** Signed **OLB Aaron Adeoye**, **T Marcus Applefield**, **CB Maurice Canady**, **WR Sean Modster**, **ILB Donald Payne**, **G R.J. Prince**, **TE Charles Scarff**, **DT Zach Sieler**, **RB De'Lance Turner** and **WR Antoine Wesley** to the practice squad; Signed **International Practice Player FB Christopher Ezeala** to the practice squad.
- **Sept. 2:** Placed **CB Iman Marshall** on Injured Reserve; Re-signed **S Brynden Trawick** to the 53-man roster.
- **Sept. 3:** Waived **T Marcus Applefield** from the practice squad and signed **DT Trevon Coley**.
- **Sept. 6:** Waived (injury settlement) **RB Kenneth Dixon**.
- **Sept. 10:** Waived (injury settlement) **LB Alvin Jones**; Released **WR Sean Modster** and **LB Donald Payne** from the practice squad; Signed **DB Terrell Bonds** and **RB Mark Thompson** to the practice squad.



## 2019 TRANSACTIONS

- **Sept. 14:** Waived T Greg Senat; Signed CB Maurice Canady from the practice squad to the 53-man roster.
- **Sept. 16:** Signed **G Parker Ehinger** to the practice squad.
- **Sept. 18:** Placed RB Mark Thompson on practice squad IR and re-signed TE Cole Herdman to the practice squad.
- **Sept. 23:** Reached an injury settlement with RB Mark Thompson and terminated his practice squad contract.
- **Sept. 28:** Placed LB Otaru Alaka on Injured Reserve.
- **Sept. 30:** Signed free agent **LB L.J. Fort**.
- **Oct. 1:** Waived OLB Tim Williams; Signed **DT Jeremiah Ledbetter** to the practice squad after DT Trevon Coley was claimed by Indianapolis.
- **Oct. 2:** Signed free agent **ILB Josh Bynes** to the 53-man roster.
- **Oct. 3:** Placed S Brynden Trawick on Injured Reserve.
- **Oct. 5:** Activated DT Zach Sieler from the practice squad to the 53-man roster.
- **Oct. 7:** Placed S Tony Jefferson on Injured Reserve; Re-signed WR Sean Modster to the practice squad; Signed free agent **DT Jihad Ward**.
- **Oct. 8:** Released TE Cole Herdman from the practice squad; Signed **DB A.J. Howard** to the practice squad
- **Oct. 15:** Released DB A.J. Howard from the practice squad; Placed S DeShon Elliott on Injured Reserve; Re-signed S Bennett Jackson to the 53-man roster; Signed DB Denzel Rice to the practice squad; Traded LB Kenny Young and an undisclosed draft pick to the Los Angeles Rams in exchange for **CB Marcus Peters**.
- **Oct. 21:** Terminated the contract of vested veteran CB Justin Bethel; Released DT Jeremiah Ledbetter from the practice squad; Placed OLB Pernell McPhee on Injured Reserve.
- **Oct. 22:** Signed **OLB Demone Harris** to the practice squad.
- **Oct. 24:** Signed free agent **DB Jordan Richards**.
- **Oct. 25:** Signed **DE Ufomba Kamalu** off New England's practice squad.
- **Oct. 31:** Placed DB Denzel Rice on Practice Squad Injured list.

(Bold indicates first time player has joined the Ravens.)





# 2019 STATISTICS

## WON 6, LOST 2

09/08 W 59-10	at Miami	65,012
09/15 W 23-17	Arizona	70,126
09/22 L 28-33	at Kansas City	73,390
09/29 L 25-40	Cleveland	70,686
10/06 W 26-23 OT	at Pittsburgh	64,037
10/13 W 23-17	Cincinnati	70,051
10/20 W 30-16	at Seattle	69,012
11/03 W 37-20	New England	71,157
11/10	at Cincinnati	
11/17	Houston	
11/25	at L.A. Rams	
12/01	San Francisco	
12/08	at Buffalo	
12/12	N.Y. Jets	
12/22	at Cleveland	
12/29	Pittsburgh	

	<b>Balt.</b>	<b>Opp.</b>
<b>TOTAL FIRST DOWNS</b>	<b>198</b>	<b>154</b>
Rushing	91	37
Passing	94	98
Penalty	13	19
3rd Down: Made/Att	48/101	39/93
3rd Down Pct.	47.5	41.9
4th Down: Made/Att	9/12	2/3
4th Down Pct.	75.0	66.7
<b>POSSESSION AVG.</b>	<b>35:23</b>	<b>24:37</b>
<b>TOTAL NET YARDS</b>	<b>3416</b>	<b>2790</b>
Avg. Per Game	427.0	348.8
Total Plays	561	464
Avg. Per Play	6.1	6.0
<b>NET YARDS RUSHING</b>	<b>1639</b>	<b>664</b>
Avg. Per Game	204.9	83.0
Total Rushes	299	153
<b>NET YARDS PASSING</b>	<b>1777</b>	<b>2126</b>
Avg. Per Game	222.1	265.8
Sacked/Yards Lost	18/91	14/93
Gross Yards	1868	2219
Att./Completions	244/159	297/179
Completion Pct.	65.2	60.3
Had Intercepted	5	7
<b>PUNTS/AVERAGE</b>	<b>20/46.9</b>	<b>33/47.5</b>
<b>NET PUNTING AVG.</b>	<b>20/42.2</b>	<b>33/42.8</b>
<b>PENALTIES/YARDS</b>	<b>57/459</b>	<b>51/368</b>
<b>FUMBLES/BALL LOST</b>	<b>10/4</b>	<b>10/4</b>
<b>TOUCHDOWNS</b>	<b>29</b>	<b>18</b>
Rushing	13	9
Passing	13	8
Returns	3	1

* SCORE BY PERIODS	Q1	Q2	Q3	Q4	OT	PTS
TEAM	71	65	37	75	3	251
OPPONENTS	24	74	38	40	0	176

* SCORING	TD-Ru-Pa-Rt	K-PAT	FG	S	PTS
Tucker	0 0 0 0	24/25	17/17	0	75
Ingram	7 7 0 0			0	44
L. Jackson	5 5 0 0			0	30
Andrews	3 0 3 0			0	18
M. Brown	3 0 3 0			0	18
Boykin	2 0 2 0			0	12
Humphrey	2 0 0 2			0	12
Peters LG	2 0 0 2			0	12
Peters TM	1 0 0 1			0	6
Snead	2 0 2 0			0	12
Boyle	1 0 1 0			0	6
Edwards	1 1 0 0			0	6
H. Hurst	1 0 1 0			0	6
Ricard	1 0 1 0			0	6
TEAM	29 13 13 3	24/25	17/17	0	251
OPPONENTS	18 9 8 1	15/16	17/18	0	176

2-Pt Conv: Ingram, TEAM 1-4, OPPONENTS 1-2

SACKS: Judon 4, McPhee 3, Bowser 2, Onwuasor 2, Carr 1, Fort LG 1, Fort TM 1, Ward LG 1, Ward TM 1, TEAM 14, OPPONENTS 18

FUM/LOST: L. Jackson 4/0, Andrews 2/1, Ingram 2/2, C. Jones 1/1, Skura 1/0

* RUSHING	No.	Yds	Avg	Long	TD
L. Jackson	99	637	6.4	36	5
Ingram	114	585	5.1	53	7
Edwards	59	261	4.4	25	1
Hill	21	85	4.0	13	0
Levine	1	60	60.0	60	0
Griffin III	4	9	2.3	4	0
Snead	1	2	2.0	2	0
TEAM	299	1639	5.5	60	13
OPPONENTS	153	664	4.3	88t	9

* RECEIVING	No.	Yds	Avg	Long	TD
Andrews	38	470	12.4	39	3
M. Brown	24	374	15.6	83t	3
Snead	17	238	14.0	50t	2
Boyle	17	172	10.1	23	1
H. Hurst	16	156	9.8	29	1
Ingram	14	125	8.9	20	0
Roberts	10	115	11.5	25	0
Boykin	9	131	14.6	50	2
Edwards	4	29	7.3	10	0
Ricard	4	18	4.5	8	1
C. Moore	3	21	7.0	13	0
Hill	3	19	6.3	10	0
TEAM	159	1868	11.7	83t	13
OPPONENTS	179	2219	12.4	83t	8

* INTERCEPTIONS	No.	Yds	Avg	Long	TD
Peters LG	3	99	33.0	67t	2
Peters TM	1	67	67.0	67t	1
E. Thomas	2	38	19.0	24	0
Humphrey	2	14	7.0	14	0
Canady	1	3	3.0	3	0
Bynes	1	1	1.0	1	0
TEAM	7	123	17.6	67t	1
OPPONENTS	5	11	2.2	10	0

* PUNTING	No.	Yds	Avg	Net	TB	In	Lg	B
Koch	20	938	46.9	42.2	3	11	57	0
TEAM	20	938	46.9	42.2	3	11	57	0
OPPONENTS	33	1567	47.5	42.8	2	13	59	0

* PUNT RETURNS	Ret	FC	Yds	Avg	Long	TD
C. Jones	12	10	113	9.4	25	0
TEAM	12	10	113	9.4	25	0
OPPONENTS	6	7	34	5.7	13	0

* KICKOFF RETURNS	No.	Yds	Avg	Long	TD
Hill	12	227	18.9	46	0
C. Moore	4	81	20.3	26	0
TEAM	16	308	19.3	46	0
OPPONENTS	21	456	21.7	92t	1

* FIELD GOALS	1-19	20-29	30-39	40-49	50+
Tucker	0/0	7/7	4/4	5/5	1/1
TEAM	0/0	7/7	4/4	5/5	1/1
OPPONENTS	1/1	7/7	5/5	3/3	1/2

Tucker: (34G)(33G,28G,51G)(39G)(41G)(27G,26G,48G,46G)(40G,49G,21G)(25G,28G,22G)(39G)

OPP: (54G)(22G,21G,21G)(42G,36G)(24G,43G)(41G,29G,33G)(22G)(34G,31G,53N,35G)(22G,19G)

* PASSING	Att	Cmp	Yds	Cmp%	Yds/Att	TD	TD%	Int	Int%	Long	SK/Lost	Rating
L. Jackson	238	153	1813	64.3	7.62	12	5.0	5	2.1	83t	18/91	95.4
Griffin III	6	6	55	100.0	9.17	1	16.7	0	0.0	12	0/0	144.4
TEAM	244	159	1868	65.2	7.66	13	5.3	5	2.0	83t	18/91	97.5
OPPONENTS	297	179	2219	60.3	7.47	8	2.7	7	2.4	83t	14/93	82.6



## 2019 DEFENSIVE STATISTICS

from Press Box Stats

Name	Total	Solo	Assists	Sacks	Yds.	TFL	INT	Yds.	PD	FF	FR
Patrick Onwuasor	38	29	9	2	14	3	0	0	1	1	0
Brandon Carr	28	24	4	1	7	2	0	0	4	0	0
Marlon Humphrey	28	23	5	0	0	3	2	14	7	2	3
Earl Thomas III	27	17	10	0	0	0	2	38	4	0	0
Chuck Clark	26	17	9	0	0	1	0	0	2	0	0
Maurice Canady	21	19	2	0	0	0	1	3	3	1	0
Tony Jefferson	21	11	10	0	0	0	0	0	3	0	0
Matthew Judon	21	15	6	4	32	5	0	0	0	0	0
Michael Pierce	21	14	7	0	0	1	0	0	0	0	0
Pernell McPhee	19	17	2	3	18	7	0	0	1	0	0
Josh Byrnes	18	10	8	0	0	2	1	1	3	0	0
Anthony Averett	13	12	1	0	0	0	0	0	2	0	0
Kenny Young	13	11	2	0	0	3	0	0	0	1	0
Brandon Williams	12	5	7	0	0	1	0	0	0	0	0
L.J. Fort	11	8	3	1	0	3	0	0	1	0	0
Tyus Bowser	9	8	1	2	14	2	0	0	0	0	0
Marcus Peters	9	8	1	0	0	0	1	67t	2	0	0
Chris Wormley	7	3	4	0	0	0	0	0	1	0	0
Jaylon Ferguson	6	4	2	0	0	1	0	0	1	0	0
Anthony Levine Sr.	5	5	0	0	0	1	0	0	0	0	0
Patrick Ricard	5	5	0	0	0	1	0	0	1	0	0
Chris Board	4	2	2	0	0	1	0	0	0	0	0
Jihad Ward	4	2	2	1	8	1	0	0	0	0	0
DeShon Elliott	3	3	0	0	0	0	0	0	1	0	0
Jimmy Smith	3	3	0	0	0	0	0	0	1	0	0
Cyrus Jones	2	2	0	0	0	0	0	0	0	0	0
Zach Sieler	2	1	1	0	0	0	0	0	0	0	0
Tim Williams	2	2	0	0	0	0	0	0	0	0	0
Justin Bethel	1	1	0	0	0	0	0	0	0	0	0
Brynden Trawick	1	1	0	0	0	0	0	0	0	0	0
<b>Totals</b>	<b>380</b>	<b>282</b>	<b>98</b>	<b>14</b>	<b>93</b>	<b>38</b>	<b>7</b>	<b>123</b>	<b>38</b>	<b>5</b>	<b>3</b>

## 2019 SPECIAL TEAMS STATISTICS

from Press Box Stats

Name	Total	Solo	Assists	FF	FR	Blocked Kicks
Justin Bethel	5	3	2	0	1	0
Chuck Clark	3	2	1	0	0	0
DeShon Elliott	3	3	0	0	0	0
Anthony Levine Sr.	3	2	1	0	0	0
Tyus Bowser	2	2	0	0	0	0
Gus Edwards	2	2	0	0	0	0
L.J. Fort	2	2	0	0	0	0
Bennett Jackson	2	1	1	0	0	0
Cyrus Jones	2	1	1	0	0	0
Brynden Trawick	2	1	1	0	0	0
Chris Board	1	0	1	0	0	0
Sam Koch	1	1	0	0	0	0
Chris Moore	1	0	1	0	0	0
<b>Totals</b>	<b>29</b>	<b>20</b>	<b>9</b>	<b>0</b>	<b>1</b>	<b>0</b>

## TACKLES FOR LOSS LEADERS

Name	TFL
Pernell McPhee	7
Matthew Judon	5
Four Players	3
Three Players	2
Eight Players	1

## SACKS LEADERS

Name	Sacks
Matthew Judon	4
Pernell McPhee	3
Tyus Bowser	2
Patrick Onwuasor	2
Three Players	1

## PASSES DEFENSED LEADERS

Name	PD
Marlon Humphrey	7
Brandon Carr	4
Earl Thomas III	4
Three Players	3

## INTERCEPTIONS LEADERS

Name	INTs
Marlon Humphrey	2
Earl Thomas III	2
Josh Byrnes	1
Maurice Canady	1
Marcus Peters	1

## 2019 SINGLE-GAME BESTS

<b>Tackles:</b>	<b>10</b> by Maurice Canady vs. Cin. (10/13)
<b>Sacks:</b>	<b>1</b> 14 times; last by P. Onwuasor and J. Ward vs. NE (11/3)
<b>Interceptions:</b>	<b>1</b> seven times; last by Earl Thomas III vs. NE (11/3)
<b>Passes Defensed:</b>	<b>2</b> six times; last by Earl Thomas III vs. NE (11/3)
<b>Tackles For Loss:</b>	<b>2</b> three times; last by L.J. Fort at Sea. (10/20)
<b>Forced Fumbles:</b>	<b>1</b> five times; last by Patrick Onwuasor vs. NE (11/3)
<b>Fumble Recoveries:</b>	<b>1</b> four times; last by Marlon Humphrey vs. NE (11/3)
<b>Special Teams Tackles:</b>	<b>2</b> four times; last by B. Jackson and A. Levine Sr. at Sea. (10/20)





BALTIMORE RAVENS 2019 REGULAR SEASON GAME BY GAME DEFENSIVE STATISTICS

Game	9/8 @ Mia.	9/15 vs. Ari.	9/22 @ KC	9/29 vs. Cle.	10/6 @ Pit.	10/13 vs. Cin.	10/20 @ Sea.	11/3 vs. NE	11/10 @ Cin.	11/17 vs. Hou.	11/25 @ LAR	12/1 vs. SF	12/8 at Buf.	12/12 vs. NYJ	12/22 @ Cle.	12/29 vs. Pit.
Points	10	17	33	40	23	17	16	20								
1st Qtr	0	3	0	7	7	7	7	0	0							
2nd Qtr	10	3	23	3	6	3	13	13								
3rd Qtr	0	3	7	14	7	0	0	7								
4th Qtr	0	8	3	16	3	7	3	0								
Overtime	0	0	0	0	0	0	0	0								
TDs (Ru-P-Ret)	1 (0-1-0)	1 (1-0-0)	4 (1-3-0)	5 (4-1-0)	2 (1-1-0)	2 (1-1-0)	1 (0-1-0)	2 (1-1-0)								
PATs (M/A)	1/1	1/1	3/4	4/4	2/2	2/2	1/1	2/2								
2PT Convs (M/A)	0/0	1/1	0/0	0/1	0/0	0/0	0/0	0/0								
FGs (M/A)	1/1	3/3	2/2	2/2	3/3	1/1	3/4	2/2								
Safeties	0	0	0	0	0	0	0	0								
First Downs	12	15	27	22	18	18	20	22								
Rushing	1	2	9	8	3	2	8	4								
Passing	10	12	14	12	9	14	10	17								
Penalty	1	1	4	2	6	2	2	1								
3rd Down Conv (M/A)	3-10	2-11	5-9	6-13	3-9	5-11	10-17	5-13								
3rd Down Conv Pct	30%	18%	55.6%	46.2%	33.3%	45.5%	58.8%	38.5%								
4th Down Conv (M/A)	0-0	1-1	0-1	1-1	0-0	0-0	0-0	0-0								
4th Down Conv Pct	0%	100%	0%	100%	0%	0%	0%	0%								
Total Net Yards	200	349	503	530	289	250	347	342								
Total Off. Plays	47	54	64	61	51	55	68	65								
Avg. Gain Per Play	4.3	6.5	7.9	8.7	5.3	4.5	5.1	5.3								
Net Yards Rushing	21	20	140	193	77	33	106	74								
Total Rushing Plays	12	11	26	29	19	14	26	17								
Avg. Gain Per Rush	1.8	1.8	5.4	6.7	4.1	2.4	4.1	4.4								
Net Yards Passing	179	329	363	337	192	217	241	268								
Times Sacked	3	3	1	1	1	2	1	2								
Yards Lost on Sacks	11	20	11	5	11	18	0	17								
Gross Yards Passing	190	349	374	342	203	235	241	285								
Pass Attempts	32	40	37	31	31	39	41	46								
Pass Completions	15	25	27	20	21	21	20	30								
Completion Pct	46.9%	62.5%	73.0%	64.5%	67.7%	53.9%	48.8%	65.2%								
Avg. Gain Per Pass	5.1	7.7	9.6	10.5	6.0	5.3	5.7	5.6								
Interceptions	2	0	0	1	1	1	1	1								
Fumbles / Fum. Lost	1/1	1/0	3/0	0/0	2/1	0/0	1/1	2/1								
Penalties	9	8	4	6	11	4	2	7								
Penalty Yards	64	70	31	41	76	20	18	48								
Punts	6	5	2	3	4	5	3	5								
Gross Punting Average	53.7	53.4	44.0	42.3	43.8	40.2	51.3	46.6								
Touchbacks	0	0	1	0	0	0	1	0								
Inside20	2	1	1	0	2	3	1	3								
Punts Blocked	0	0	0	0	0	0	0	0								
Net Punting Average	48.8	44.4	34.0	37.7	43.3	38.6	42.0	45.2								
Punt Returns	1	1	1	0	1	0	2	0								
Punt Return Yards	0	0	9	0	13	0	12	0								
Punt Return Avg.	0.0	0.0	9.0	0.0	13.0	0.0	6.0	0.0								
Fair Catches	0	2	0	3	1	1	0	0								
Kickoff Returns	3	4	0	3	3	3	3	2								
Kickoff Return Yards	59	59	0	43	42	142	58	53								
Kickoff Return Avg.	19.7	14.8	0.0	14.3	14.0	47.3	19.3	26.5								
Time of Possession	19:53	22:22	27:16	30:17	25:34	20:18	30:06	22:59								



BALTIMORE RAVENS 2019 REGULAR SEASON GAME BY GAME OFFENSIVE STATISTICS

Game	9/8 @ Mia.	9/15 vs. Atl.	9/22 @ KC	9/29 vs. Cle.	10/6 @ Pit.	10/13 vs. Cin.	10/20 @ Sea.	11/3 vs. NE	11/10 @ Cin.	11/17 vs. Hou.	11/25 @ LAR	12/1 vs. SF	12/8 at Buf.	12/12 vs. NYJ	12/22 @ Cle.	12/29 vs. Pit.
Points	59	23	28	25	26	23	30	37								
1st Qtr	21	7	6	0	10	14	3	10	3							
2nd Qtr	21	10	0	7	7	3	10	7								
3rd Qtr	10	0	7	3	0	3		7	7							
4th Qtr	7	6	15	15	6	3	10	13								
Overtime	0	0	0	0	3	0	0	0								
TDs (Ru-P-Rel)	8 (2-6-0)	2 (0-2-0)	4 (4-0-0)	3 (0-3-0)	2 (1-1-0)	2 (2-0-0)	3 (1-0-2)	5 (3-1-1)								
PAT's (M/A)	8/8	2/2	1/1	2/2	2/2	2/2	3/3	4/5								
2PT Convs (M/A)	0/0	0/0	0/3	1/1	0/0	0/0	0/0	0/0								
FGs (M/A)	1/1	3/3	1/1	1/1	4/4	3/3	3/3	1/1								
Safeties	0	0	0	0	0	0	0	0								
First Downs	31	26	29	24	22	26	14	26								
Rushing	10	9	15	11	11	15	9	11								
Passing	17	16	14	12	8	11	5	11								
Penalty	4	1	0	1	3	0	0	4								
3rd Down Conv (M/A)	7-11	7-14	5-13	4-10	6-15	9-15	5-13	5-10								
3rd Down Conv Pct	64%	50%	38.5%	40%	40%	60%	38.5%	50%								
4th Down Conv (M/A)	2-2	0-1	3-4	1-2	1-1	0-0	1-1	1-1								
4th Down Conv Pct	100%	0%	75%	50%	100%	0%	100%	100%								
Total Net Yards	643	440	452	395	277	497	340	372								
Total Off. Plays	73	72	78	67	73	77	56	65								
Avg. Gain Per Play	8.8	6.1	5.8	5.9	3.8	6.5	6.1	5.7								
Net Yards Rushing	265	182	203	173	138	269	199	210								
Total Rushing Plays	46	33	32	29	40	43	35	41								
Avg. Gain Per Rush	5.8	5.5	6.3	6.0	3.5	6.3	5.7	5.1								
Net Yards Passing	378	258	249	222	139	228	141	162								
Times Sacked	1	2	3	4	5	1	1	1								
Yards Lost on Sacks	1	14	18	25	22	8	2	1								
Gross Yards Passing	379	272	267	247	161	236	143	163								
Pass Attempts	26	37	43	34	28	33	20	23								
Pass Completions	23	24	22	24	19	21	9	17								
Completion Pct	88.5%	64.9%	51.2%	70.6%	67.9%	63.9%	45.0%	73.9%								
Avg. Gain Per Pass	14	6.6	5.4	5.8	4.2	6.7	6.7	6.8								
Interceptions	0	0	0	2	3	0	0	0								
Fumbles / Fum. Lost	0/0	2/0	0/0	2/1	1/0	1/1	2/0	2/2								
Penalties	4	10	7	3	11	10	8	4								
Penalty Yards	40	62	60	15	92	81	75	34								
Punts	1	3	3	3	3	2	3	2								
Gross Punting Average	56.0	43.0	51.0	43.7	51.7	42.0	44.0	49.0								
Touchbacks	0	0	1	0	1	1	0	0								
Inside20	1	2	2	3	0	1	1	1								
Punts Blocked	0	0	0	0	0	0	0	0								
Net Punting Average	56.0	43.0	41.3	43.7	40.7	32.0	40.0	49.0								
Punt Returns	2	3	0	1	1	1	2	2								
Punt Return Yards	29	45	0	14	2	8	8	7								
Punt Return Avg.	14.5	15	0.0	14.0	2.0	8.0	4.0	3.5								
Fair Catches	2	1	1	1	1	4	0	0								
Kickoff Returns	1	2	2	5	1	0	3	3								
Kickoff Return Yards	9	46	47	101	46	0	21	38								
Kickoff Return Avg.	9.0	23.0	23.5	20.2	46.0	0.0	7.0	12.7								
Time of Possession	40:07	37:38	32:44	29:43	39:00	39:42	29:54	37:01								