







UPMC ROONEY SPORTS COMPLEX

PITTSBURGH STEELERS
















3400 South Water Street • Pittsburgh, PA 15203
412-432-7820

PITTSBURGH STEELERS GAME RELEASE WEEK 12 CINCINNATI BENGALS

GAME INFORMATION		
	Sunday, November 28 1 p.m. ET	Paul Brown Stadium Cincinnati, OH Capacity 65,535 // FieldTurf
	CBS Locally KDKA-TV	 Kevin Harlan (play-by-play) Trent Green (analysis) Melanie Collins (sideline)
	Steelers Radio Network (48 affiliates) 102.5 WDVE-FM (Pittsburgh) 970 WBGG-AM (Pittsburgh)	
		Bill Hillgrove (play-by-play) Craig Wolfley (analysis) Missi Matthews (sideline) Max Starks (sideline)

THE SERIES		
All-Time	Steelers lead, 67-37	Last: Bengals Win, 24-10 (Sept. 26, 2021)
Home	Steelers lead, 35-17	Last: Bengals Win, 24-10 (Sept. 26, 2021)
Away	Steelers lead, 32-20	Last: Bengals Win, 27-17 (Dec. 21, 2020)

THE COACHES				
	Head Coach	At Franchise	Overall	vs. Opp
Steelers	Mike Tomlin	150-82-2 (15)	150-82-2 (15)	22-7
Bengals	Zac Taylor	12-29-1 (3)	12-29-1 (3)	2-3

2021 REGULAR-SEASON SCHEDULE (5-4-1)				
Day	Date	Opponent	TV	Time/Result
Sun.	Sept. 12	at Buffalo		W, 23-16
Sun.	Sept. 19	Las Vegas		L, 26-17
Sun.	Sept. 26	Cincinnati		L, 24-10
Sun.	Oct. 3	at Green Bay		L, 27-17
Sun.	Oct. 10	Denver		W, 27-19
Sun.	Oct. 17	Seattle		W, 23-20 (ot)
BYE WEEK				
Sun.	Oct. 31	at Cleveland*		W, 15-10
Mon.	Nov. 8	Chicago		W, 29-27
Sun.	Nov. 14	Detroit*		T, 16-16 (ot)
Sun.	Nov. 21	at L.A. Chargers		L, 41-37
Sun.	Nov. 28	at Cincinnati*		1 p.m.
Sun.	Dec. 5	Baltimore*		4:25 p.m.
Thur.	Dec. 9	at Minnesota		8:20 p.m.
Sun.	Dec. 19	Tennessee*		1 p.m.
Sun.	Dec. 26	at Kansas City*		4:25 p.m.
Mon.	Jan. 3	Cleveland		8:15 p.m.
Sun.	Jan. 9	at Baltimore*		1 p.m.

*Sunday night games in Weeks 5-17 subject to change; Week 18 game TBD

NOTE: All times are Eastern

Home games in **BOLD**

2021 POSTSEASON SCHEDULE		
Day	Date	Game
Sat./Sun.	Jan. 15/16	Wildcard Playoff Games
Sat./Sun.	Jan. 22/23	Divisional Playoff Games
Sun.	Jan. 30	Conference Championships
Sun.	Feb. 13	Super Bowl LVI (Los Angeles, CA)

STEELERS RADIO COVERAGE

For the 23rd consecutive year, WDVE-FM (102.5) and WBGG-AM (970) are carrying all Steelers games.

Additionally, Steelers games can be heard on a 48-station network spanning Pennsylvania, West Virginia, Ohio, Maryland, New York and South Carolina. All Steelers games will be broadcast in both English and Spanish on Steelers.com.

For the 28th straight season, Bill Hillgrove serves as the "Voice of the Steelers" and handles play-by-play duties for the broadcast. Joining Hillgrove for his 20th season is former Steelers offensive lineman Craig Wolfley, who provides analysis. In her third year, Missi Matthews will be on the sideline throughout the regular season. Former Steelers offensive lineman Max Starks will provide sideline analysis.

Fans in Mexico can listen to broadcasts on Grupo Imagen and games are heard on www.steelers.com/espanol. Stations on the Steelers Radio Network include:

FLAGSHIP STATIONS

WDVE-FM (102.5), WBGG-AM (970)

AFFILIATES

PENNSYLVANIA

Altoona-WVAM (1430)
 Altoona-WRKY (104.9)
 Beaver Falls-WBVP (1230)
 Beaver Falls-WMBA (1460)
 Bedford-WBVE (107.5)
 Butler-WISR (680)
 Chambersburg-WCHA (800)
 Clarendon-WKNB (104.3)
 Clarion-WCCR (92.7)
 Cooperstown-WUUZ (107.7)
 DuBois-WIFT (102.1)
 DuBois-WKFT (101.3)
 Erie-WRKT (104.9)
 Johnstown-WNTJ (1490)
 Johnstown-WRKW (99.1)
 Latrobe-WCNS (1480)
 Milton-WVLY (100.9)
 Saegertown-WUZZ (94.3)
 Somerset-WNTI (990)
 Starview-WONN (92.7)
 State College-WQWK (1450)
 Uniontown-WMBS (590)
 Washington-WJPA (1450)
 Williamsport-WCXR (99.3)
 Williamsport-WZXR (103.7)

MARYLAND

Cumberland-WRQE (106.1)
 Hagerstown-WHAG (1410)

OHIO

Fremont-WOHF (92.1)
 Marietta-WJAW (630)
 Youngstown-WNIO (1390)

VIRGINIA

Vienna-WDMX (100.1)

WEST VIRGINIA

Fairmont-WRLF (94.3)
 Fairmont-WMMN (920)
 New Martinsville-WXCR (92.3)

STEELERS NATION HD RADIO

- Steelers Nation Radio is a 24-hour/day HD radio station dedicated specifically to the Pittsburgh Steelers. It can be heard on www.steelers.com, the official Steelers app or the iheart app on your smartphone, and at 102.5 WDVE HD2.
- A daily schedule of what is on Steelers Nation HD Radio is available at www.facebook.com/steelersnationradio.

COUNTDOWN TO KICKOFF

365	Since 2014, the Steelers have recorded 365 sacks, which are the most sacks among all NFL teams.
247	Pittsburgh has registered an NFL-best 247 tackles for loss since 2019. The Steelers led the NFL with 103 tackles for loss in 2020, which were the most by the franchise and tied for third in the NFL since 2008.
169	Since 2015, the Steelers' offensive line unit has yielded 169 sacks, which are the fewest sacks allowed among all NFL teams.
154	CB Joe Haden has recorded 154 career passes defended, which not only leads the NFL since he entered the League in 2010 but also leads active NFL players.
132	Mike Tomlin and QB Ben Roethlisberger have teamed up for 132 regular-season wins, which are the third-most by a head coach-quarterback pairing in NFL history.
74	Pittsburgh ranks second in the NFL with 74 takeaways since 2019. The Steelers have forced multiple turnovers in 24 games since 2019, which leads the NFL in that span.
70	LB T.J. Watt , appearing in his 70th career game, registered one sack in Week 10 against Detroit. His 62 career sacks surpassed Pro Football Hall of Famer Derrick Thomas (61 sacks) and his brother J.J. Watt (61) for the second-most sacks by a player in his first 70 career games since 1982, when the individual sack became an official statistic. Only Pro Football Hall of Famer Reggie White (79 sacks) had more.
62.5	DT Cameron Heyward 's 62.5 career sacks are the most by a defensive lineman in franchise history, third-most by an active defensive tackle, fifth-most in franchise history and third-most by a Steeler since 1982.
62.0	Since entering the NFL in 2017, LB T.J. Watt has recorded 62.0 sacks, which ranks second overall and first among all linebackers. His 62.0 career sacks rank second overall over a player's first 70 career regular-season games and first among linebackers.
41.0	LB T.J. Watt has recorded 41.0 sacks in 37 career games at Heinz Field. He has collected at least half a sack in 24 of the last 27 home games. Only Derrick Thomas (43.5) has registered more sacks over the first 37 career home games in NFL history.
39	Pittsburgh has registered 39 starts from rookie players through Week 11, which is the second-most in the NFL. The Steelers have registered 36 starts by rookie offensive players through Week 11, which leads the NFL and are the most by the Steelers since at least 1991.
29	CB Joe Haden has recorded 29 career interceptions, which ranks tied for fifth in the NFL since he entered the League in 2010 and tied for second among active NFL players.
22	LB T.J. Watt 's 22 combined interceptions (three), forced fumbles (13) and fumble recoveries (six) rank first in the NFL since 2019.
20	LB T.J. Watt has recorded 20 forced fumbles in his career, which ranks second by a Steelers player since 1999. The 20 forced fumbles are the most in the NFL since he entered the League in 2017. His 20 career forced fumbles rank tied for second overall over a player's first 70 career regular-season games and tied for first among linebackers.
15	K Chris Boswell has made 15 of 18 field goal attempts in his NFL career from 50 yards or further. His 15 field goals made from 50+ yards are the most in franchise history.
14	LB T.J. Watt is the first player in franchise history with 14.0 or more sacks in multiple seasons. He is the 14th player in NFL history with at least 14.5 sacks in back-to-back seasons, and just the sixth since 1993.
14	RB Najee Harris caught 14 passes for 102 yards vs. Cincinnati in Week 3. His 14 receptions are the most in franchise history by a running back, tied for the third-most in Steelers history by any player and tied for the seventh-most in NFL history by a running back. Harris also is tied with Saquon Barkley (Sept. 16, 2018) and Roy Helu (Nov. 6, 2011) for the most catches by a rookie running back in single-game League history.

COUNTDOWN TO KICKOFF

13	S Minkah Fitzpatrick 's 13 total takeaways (interceptions and fumble recoveries) rank tied for fourth in the NFL since 2019.
13.0	LB T.J. Watt (three seasons) has joined Pro Football Hall of Famers Reggie White (four) and Derrick Thomas (three) as the only players to record at least 13 sacks in three of their first four seasons since 1982, when the individual sack became an official NFL statistic.
10	RB Najee Harris is 10 games into his NFL career and he has already registered two 100-yard rushing games and one 100-yard receiving game. He is the first NFL rookie running back to register multiple 100-yard rushing games, and a 100-yard receiving game, in the same season since Washington's Roy Helu Jr. in 2011.
10	K Chris Boswell has made 10 of 12 career field goals (83.3%) in the final two minutes of regulation and overtime.
9	LB Joe Schobert has nine interceptions since entering the NFL in 2016, which ranks tied for second in the League among linebackers.
8	K Chris Boswell has connected on 13 of his last 14 field goals of 50+ yards, including each of his last eight. He last missed a field goal of 50+ yards in Week 7 of 2019 (vs. Miami, Oct. 28).
4TH	With the 29-27 victory over Chicago in Week 9, head coach Mike Tomlin became the 20th head coach in NFL history to reach 150 career wins. He reached the 150-win plateau in the fourth-fewest games (232 games) in League history.
3RD	LB Joe Schobert has registered at least 100 tackles in each of the last four seasons. His 586 tackles rank third in the NFL since 2017.
3	LB T.J. Watt has registered 13.0 or more sacks in each of the last three seasons. Pro Football Hall of Famer Reggie White is the only player in NFL history with a longer streak of seasons with 13.0 or more sacks. White had a pair of four-season streaks (1985-88 and 1990-93).
2ND	LB T.J. Watt was the second player in the NFL to register at least three tackles for loss, three passes defended, 2.0 sacks and one forced fumble in the same game since 2005 (Week 6 vs. Seattle).
2ND	Since joining the Steelers in 2015, K Chris Boswell is 167-of-188 field goal attempts (88.8%). He ranks second in field goal percentage (88.8%) among all NFL kickers with at least 180 field goal attempts since 2015.
1	K Chris Boswell is the first player in NFL history to make two 50+ yard field goals, make a game-winning field goal and recover an opponent's fumble all in the same game (Week 9 vs. Chicago).
1	LB T.J. Watt is the only active player in the NFL with at least 13.0 sacks in each of the last three seasons.
1	LB T.J. Watt registered seven tackles, three tackles for loss, three passes defended, 2.0 sacks, two QB hits and one forced fumble vs. Seattle in Week 6. He was the first NFL player to have 2.0 or more sacks and a forced fumble in OT since sacks were first tracked for defenders beginning in 1982.
1ST	K Chris Boswell has connected on 69-of-73 field goal attempts (94.5%). He ranks first in field goal percentage (94.5%) among all NFL kickers with at least 70 field goal attempts.
1ST	TE Pat Freiermuth is the first Steelers rookie TE with two TD catches in a game since Heath Miller vs. Baltimore in Week 8 of 2005. He's the fourth such player with two or more TD catches in a game (franchise rookie TE record is three by Eric Green at Denver in Week 6 of 1990).
0.5	LB T.J. Watt needs 0.5 sacks to become the second player since 1982, when the individual sack became an official statistic, to record at least 13 in four consecutive seasons, joining Reggie White, who did it twice (1985-88 and 1990-93).

WHEN FACING STARTING QB DRAFTED NO. 1

64-35-4 (Home: 35-18-4, Road: 29-17)

Date	Player	Team	Result
10/28/1951	Charley Trippi	Chicago Cardinals	W, 28-14
10/26/1952	Charley Trippi	Chicago Cardinals	W, 34-28
12/2/1956	Billy Wade	L.A. Rams	W, 30-13
11/1/1959	King Hill	Chicago Cardinals	L, 45-24
12/13/1959	King Hill	Chicago Cardinals	W, 35-20
10/9/1960	George Shaw	New York Giants	L, 19-17
11/24/1963	Billy Wade	Chicago Bears	T, 17-17
12/1/1963	King Hill	Philadelphia Eagles	T, 20-20
10/24/1965	King Hill	Philadelphia Eagles	W, 20-14
10/22/1972	Jim Plunkett	New England Patriots	W, 33-3
12/8/1974	Jim Plunkett	New England Patriots	W, 21-17
9/19/1977	Jim Plunkett	San Francisco 49ers	W, 27-0
10/8/1978	Steve Bartkowski	Atlanta Falcons	W, 31-7
10/20/1980	Jim Plunkett	Oakland Raiders	L, 45-34
11/15/1981	Steve Bartkowski	Atlanta Falcons	W, 34-20
9/4/1983	John Elway	Denver Broncos	L, 14-10
10/28/1984	Steve Bartkowski	Atlanta Falcons	W, 35-10
12/1/1985	John Elway	Denver Broncos	L, 31-23
9/15/1986	John Elway	Denver Broncos	L, 21-10
11/5/1989	John Elway	Denver Broncos	L, 34-7
10/14/1990	John Elway	Denver Broncos	W, 34-17
10/6/1991	Jeff George	Indianapolis Colts	W, 21-3
11/3/1991	John Elway	Denver Broncos	L, 20-13
10/24/1993	Vinny Testaverde	Cleveland Browns	L, 28-23
11/21/1993	John Elway	Denver Broncos	L, 37-13
12/5/1993	Drew Bledsoe	New England Patriots	W, 17-14
1/2/1994	Vinny Testaverde	Cleveland Browns	W, 16-9
9/4/1994	Troy Aikman	Dallas Cowboys	L, 26-9
9/11/1994	Vinny Testaverde	Cleveland Browns	W, 17-10
12/18/1994	Vinny Testaverde	Cleveland Browns	W, 17-7
11/26/1995	Vinny Testaverde	Cleveland Browns	W, 20-17
12/16/1995	Drew Bledsoe	New England Patriots	W, 41-27
9/8/1996	Vinny Testaverde	Baltimore Ravens	W, 31-17
12/1/1996	Vinny Testaverde	Baltimore Ravens	L, 31-17
8/31/1997	Troy Aikman	Dallas Cowboys	L, 37-7
10/5/1997	Vinny Testaverde	Baltimore Ravens	W, 42-34
11/9/1997	Vinny Testaverde	Baltimore Ravens	W, 37-0
12/7/1997	John Elway	Denver Broncos	W, 35-24
12/13/1997	Drew Bledsoe	New England Patriots	W, 24-21
12/6/1998	Drew Bledsoe	New England Patriots	L, 23-9
11/14/1999	Tim Couch	Cleveland Browns	L, 16-15
9/17/2000	Tim Couch	Cleveland Browns	L, 23-20
10/8/2000	Vinny Testaverde	New York Jets	W, 20-3
12/16/2000	Jeff George	Washington Redskins	W, 24-3
11/11/2001	Tim Couch	Cleveland Browns	W, 15-12
12/9/2001	Vinny Testaverde	New York Jets	W, 18-7
1/6/2002	Tim Couch	Cleveland Browns	W, 28-7
9/29/2002	Tim Couch	Cleveland Browns	W, 16-13
10/21/2002	Peyton Manning	Indianapolis Colts	W, 28-10
11/3/2002	Tim Couch	Cleveland Browns	W, 23-20
11/10/2002	Mike Vick	Atlanta Falcons	T, 34-34
12/8/2002	David Carr	Houston Texans	L, 24-6

WHEN FACING STARTING QB DRAFTED NO. 1

64-35-4 (Home: 35-18-4, Road: 29-17)

Date	Player	Team	Result
10/5/2003	Tim Couch	Cleveland Browns	L, 33-13
10/3/2004	Carson Palmer	Cincinnati Bengals	W, 28-17
10/17/2004	Vinny Testaverde	Dallas Cowboys	W, 24-20
11/21/2004	Carson Palmer	Cincinnati Bengals	W, 19-14
12/18/2004	Eli Manning	New York Giants	W, 33-30
1/2/2005	Drew Bledsoe	Buffalo Bills	W, 29-24
9/18/2005	David Carr	Houston Texans	W, 27-7
10/23/2005	Carson Palmer	Cincinnati Bengals	W, 27-13
11/28/2005	Peyton Manning	Indianapolis Colts	L, 26-7
12/4/2005	Carson Palmer	Cincinnati Bengals	L, 38-31
9/24/2006	Carson Palmer	Cincinnati Bengals	L, 28-20
10/22/2006	Mike Vick	Atlanta Falcons	L, 41-38
12/31/2006	Carson Palmer	Cincinnati Bengals	W, 23-17
9/23/2007	Alex Smith	San Francisco 49ers	W, 37-16
10/28/2007	Carson Palmer	Cincinnati Bengals	W, 24-13
12/2/2007	Carson Palmer	Cincinnati Bengals	W, 24-10
10/26/2008	Eli Manning	New York Giants	L, 21-14
11/9/2008	Peyton Manning	Indianapolis Colts	L, 24-20
9/27/2009	Carson Palmer	Cincinnati Bengals	L, 23-20
11/15/2009	Carson Palmer	Cincinnati Bengals	L, 18-12
11/8/2010	Carson Palmer	Cincinnati Bengals	W, 27-21
12/12/2010	Carson Palmer	Cincinnati Bengals	W, 23-7
12/19/2011	Alex Smith	San Francisco 49ers	L, 20-3
9/9/2012	Peyton Manning	Denver Broncos	L, 31-19
9/23/2012	Carson Palmer	Oakland Raiders	L, 34-31
10/7/2012	Mike Vick	Philadelphia Eagles	W, 16-14
11/4/2012	Eli Manning	New York Giants	W, 24-20
11/17/2013	Matthew Stafford	Detroit Lions	W, 37-27
9/21/2014	Cam Newton	Carolina Panthers	W, 37-19
10/26/2014	Andrew Luck	Indianapolis Colts	W, 51-34
11/9/2014	Mike Vick	New York Jets	L, 20-13
12/21/2014	Alex Smith	Kansas City Chiefs	W, 20-12
10/18/2015	Carson Palmer	Arizona Cardinals	W, 25-13
10/25/2015	Alex Smith	Kansas City Chiefs	L, 23-13
10/2/2016	Alex Smith	Kansas City Chiefs	W, 43-14
12/4/2016	Eli Manning	New York Giants	W, 24-14
10/15/2017	Alex Smith	Kansas City Chiefs	W, 19-13
10/29/2017	Matthew Stafford	Detroit Lions	W, 20-15
10/28/2018	Baker Mayfield	Cleveland Browns	W, 33-18
11/8/2018	Cam Newton	Carolina Panthers	W, 52-21
11/10/2019	Jared Goff	L.A. Rams	W, 17-12
11/14/2019	Baker Mayfield	Cleveland Browns	L, 21-7
12/1/2019	Baker Mayfield	Cleveland Browns	W, 20-13
10/18/2020	Baker Mayfield	Cleveland Browns	W, 38-7
11/15/2020	Joe Burrow	Cincinnati Bengals	W, 36-10
12/7/2020	Alex Smith	Washington Football Team	L, 23-17
1/3/2021	Baker Mayfield	Cleveland Browns	L, 24-22
1/10/2021	Baker Mayfield	Cleveland Browns	L, 48-37
9/26/2021	Joe Burrow	Cincinnati Bengals	L, 24-10
10/31/2021	Baker Mayfield	Cleveland Browns	W, 15-10
11/14/2021	Jared Goff	Detroit Lions	T, 16-16

WHEN FACING STARTING QB DRAFTED NO. 1 OVERALL

- Pittsburgh has played 103 games in franchise history against an opposing starting QB who was drafted No. 1 overall.
- The Steelers are 64-35-4 (.641) in the regular season when facing a starting QB who was drafted No. 1 overall.
- Pittsburgh ranks first in winning percentage and third in victories in the regular season when facing a starting QB who was drafted No. 1 overall (since 1950).
- Pittsburgh could play as many as five games this season against an opposing starting QB who was drafted No. 1 overall (Joe Burrow, 2; Baker Mayfield, 2; Jared Goff 1).
- Pittsburgh played five games in 2020 against an opposing starting QB who was drafted No. 1 overall.
- Pittsburgh faced Cleveland's Baker Mayfield (three times), Washington's Alex Smith and Cincinnati's Joe Burrow.
- Pittsburgh is 35-18-4 (.649) in the regular season at home when facing a starting QB who was drafted No. 1 overall.
- The Steelers are 29-17 (.630) in the regular season on the road when facing a starting QB who was drafted No. 1 overall.
- Pittsburgh is 24-13-1 (.645) in the regular season under head coach **Mike Tomlin** when facing a starting QB who was drafted No. 1 overall.

HIGHEST WIN PCT VS. STARTING QB DRAFTED NO. 1 OVERALL – SINCE 1950

RANK	TEAM	W	L	T	WIN PCT.
1.	Pittsburgh Steelers	64	35	4	.641
2.	Philadelphia Eagles	79	53	2	.597
3.	New England Patriots	58	42	0	.580
4.	Denver Broncos	51	38	0	.573
5.	Green Bay Packers	63	52	1	.547

MOST WINS VS. STARTING QB DRAFTED NO. 1 OVERALL – SINCE 1950

RANK	TEAM	WINS
1.	Philadelphia Eagles	79
2.	San Francisco 49ers	65
3.	Pittsburgh Steelers	64
4.	Green Bay Packers	63
5.	Seattle Seahawks	62

KINGS OF THE NORTH

- Pittsburgh captured the 2020 AFC North title, which marked the franchise's 24th overall division title, ninth since 2002 and fourth in the last seven years (2014, 2016, 2017 and 2020).
- The Steelers earned a division title for the 24th time since the 1970 AFL-NFL merger – the most division crowns by an NFL team in that span.
- Pittsburgh reached the playoffs for the 32nd time since the 1970 AFL-NFL merger – the most playoff berths by an NFL team in that span.
- Since the AFC North was adopted after the restructuring of the 2002 NFL season when the League realigned divisions after expanding to 32 teams, **Mike Tomlin** has won the division seven times (2007, 2008, 2010, 2014, 2016, 2017 and 2020).
- No other head coach has won the AFC North more than four times (John Harbaugh and Marvin Lewis).
- Pittsburgh's nine AFC North titles nearly equal the combined total from the rest of the division since 2002.

AFC NORTH TITLES

TEAM	TITLES
Baltimore Ravens/ Cincinnati Bengals/ Cleveland Browns	10
Pittsburgh Steelers	9

AFC NORTH TITLES

RANK	TEAM	TITLES
1.	Pittsburgh Steelers	9
2.	Baltimore Ravens	6
3.	Cincinnati Bengals	4
4.	Cleveland Browns	0

STEELERS DOMINATE THE AFC NORTH

- Pittsburgh has either won or shared the AFC North Title 10 times (2002, 2004, 2007, 2008, 2010, 2011, 2014, 2016, 2017 and 2020) and finished second on six other occasions (2005, 2006, 2009, 2013, 2015 and 2018).
- Pittsburgh owns an overall record of 85-37-1 (.695) against the AFC North.
- The Steelers' 85 all-time victories against the AFC North are the most of any divisional team.
- Pittsburgh's .695 all-time winning percentage against the AFC North is the highest of any divisional team.
- Pittsburgh owns a regular-season record of 80-35-1 (.694) vs. AFC North.
- The Steelers' 80 regular-season victories against the AFC North are the most of any divisional team.
- Pittsburgh's .694 regular-season winning percentage against the AFC North is the highest of any divisional team.
- The Steelers' 80 regular-season wins and .694 regular-season winning percentage against division opponents are the third-most and third-highest among all NFL teams in divisional games (New England, 90 and .769; Indianapolis, 82 and .695).

REGULAR-SEASON AFC NORTH INTER-DIVISION RECORD

RANK	TEAM	W	L	T	WIN PCT.
1.	Pittsburgh Steelers	80	35	1	.694
2.	Baltimore Ravens	67	48	0	.583
3.	Cincinnati Bengals	53	64	0	.453
4.	Cleveland Browns	31	84	1	.272

- Pittsburgh owns a regular-season home record of 43-15 (.741) vs. AFC North.
- The Steelers 43 regular-season home victories vs. AFC North foes are the most of any divisional team.
- Pittsburgh's .741 regular-season home winning percentage vs. AFC North is the highest of any divisional team.
- Pittsburgh's 43 regular-season home wins and .741 regular-season home winning percentage against division opponents are the third-most and third-highest among all NFL teams in divisional games (New England, 49 and .831; Indianapolis, 46 and .767).

REGULAR-SEASON AFC NORTH INTER-DIVISION HOME RECORD

RANK	TEAM	W	L	T	WIN PCT.
1.	Pittsburgh Steelers	43	15	0	.741
2.	Baltimore Ravens	39	19	0	.672
3.	Cincinnati Bengals	28	30	0	.483
4.	Cleveland Browns	19	38	1	.336

- Pittsburgh owns a regular-season road record of 37-20-1 (.647) vs. AFC North.
- The Steelers' 37 regular-season road victories against the AFC North are the most of any divisional team.
- Pittsburgh's .647 regular-season road winning percentage against the AFC North is the highest of any divisional team.
- Pittsburgh's 37 regular-season road wins and .647 regular-season road winning percentage against division opponents are the third-most and second-highest among all NFL teams in divisional games (New England, 41 and .707; Green Bay, 38).

REGULAR-SEASON AFC NORTH INTER-DIVISION ROAD RECORD

RANK	TEAM	W	L	T	WIN PCT.
1.	Pittsburgh Steelers	37	20	1	.647
2.	Baltimore Ravens	28	29	0	.491
3.	Cincinnati Bengals	25	34	0	.424
4.	Cleveland Browns	12	46	0	.207

STEELERS YOUNG GUNS

- Pittsburgh started five rookies at Buffalo in Week 1, including C **Kendrick Green**, TE **Pat Freiermuth**, LT **Dan Moore Jr.**, RB **Najee Harris** and DB **Tre Norwood**. It marked the first time since at least 1991 that the Steelers have started as many as five rookies in a game.
- Pittsburgh has not started four or more rookies in a season opener since at least 1991.
- Pittsburgh started four rookies on offense, including Green, Freiermuth, Moore Jr. and Harris, for just the second time in any game since at least 1991. It marked the first time since Dec. 30, 2012 vs. Cleveland, that the Steelers started at least four rookies on offense (Kelvin Beachum, RT; David DeCastro, RG; Will Johnson, FB; Dave Paulson, TE).
- Moore Jr. is believed to be the first Steelers rookie to start at left tackle since the 1970 AFL-NFL merger.
- The Steelers were the only team in the NFL to start a rookie at left tackle (Moore Jr.) and center (Green) in the season opener.
- Green was one of two rookie centers to start, while Moore Jr. was one of three rookies to start at left tackle in the season opener.
- Pittsburgh has registered 39 starts by rookie players through Week 11, which is the second-most in the NFL.

MOST GAMES STARTED BY ROOKIES IN 2021

RANK	TEAM	STARTS
1.	N.Y. Jets	47
2.	Pittsburgh Steelers	39
3.	Miami Dolphins	34
4.	Detroit Lions	33
5.	Kansas City Chiefs	32

- The Steelers' 39 starts by rookie players are the second-most by the Steelers since at least 1991.

MOST GAMES STARTED ON OFFENSE BY STEELERS ROOKIES SINCE 1991

RANK	YEAR	STARTS
1.	2016	42
2.	2021	39
3.	2013	36
4.	2019	35
5.	2001	33

- Pittsburgh has registered 36 starts on offense alone from rookies through Week 11, which is the most in the NFL.

MOST GAMES STARTED ON OFFENSE BY ROOKIES IN 2021

RANK	TEAM	STARTS
1.	Pittsburgh Steelers	36
2.	N.Y. Jets	27
3.	Miami Dolphins	22
	Kansas City Chiefs	22
5.	Philadelphia Eagles	21

- The Steelers' 36 starts by rookie offensive players are the most by the Steelers since at least 1991.

MOST GAMES STARTED ON OFFENSE BY STEELERS ROOKIES SINCE 1991

RANK	YEAR	STARTS
1.	2021	36
2.	2000	28
3.	2012	26
4.	1995	24
5.	1991	22

- Pittsburgh and Kansas City are the only teams in the NFL to have multiple rookies start on the offensive line in each of their games this season.

MOST GAMES STARTED BY ROOKIE OFFENSIVE LINEMEN IN 2021

RANK	TEAM	STARTS
1.	Kansas City Chiefs	22
2.	Pittsburgh Steelers	20
3.	Green Bay Packers	16
4.	Six teams tied with	10

- The Steelers' 20 starts by rookie offensive linemen is the most by the Steelers since at least 1991.

MOST GAMES STARTED ROOKIE OFFENSIVE LINEMEN SINCE 1991

RANK	YEAR	STARTS
1.	2021	20
2.	2010	16
3.	2012	14
	2002	14
5.	1998	13
	2011	13

- Pittsburgh has started four or more rookies in six games in 2021. The Steelers started four or more rookies in a game just five times over the previous 30 seasons (1991-2020).

MOST GAMES WITH 4+ ROOKIE STARTERS IN SINGLE-SEASON SINCE 1991

RANK	YEAR	GAMES
1.	2021	6
2.	2019	1
	2016	1
	2013	1
	2012	1
	1991	1

FOURTH QUARTER EXPLOSION

- Pittsburgh's 27 fourth-quarter points vs. Los Angeles in Week 11 are the third-most in the fourth quarter in franchise history. The record for most fourth-quarter points is 28, set on two occasions (Week 10 of 1952 vs. N.Y. Giants; Week 15 of 1986 at N.Y. Jets).
- The franchise record for points in any quarter is 28, accomplished five times in Steelers' history. The Steelers' 27 fourth-quarter points vs. Los Angeles in Week 11 are tied for the sixth-most in any quarter in franchise history.
- Pittsburgh's 27 fourth-quarter points vs. Los Angeles in Week 11 are the second-most in the fourth quarter of a road game and second-most in any quarter of a road game in franchise history.

MOST POINTS IN 4TH QUARTER IN FRANCHISE HISTORY

RANK	OPP. DATE	PTS
1.	at N.Y. Jets, 12/13/1986	28
	vs. N.Y. Giants, 11/30/1952	28
3.	at L.A. Chargers, 11/21/2021	27
4.	at Cincinnati, 12/7/2014	25
5.	vs. Tennessee, 11/1/1998	24

MOST POINTS IN ANY QUARTER IN FRANCHISE HISTORY

RANK	OPP. DATE (QUARTER)	PTS
1.	vs. Indianapolis, 10/26/2014 (2nd)	28
	vs. Cincinnati, 12/4/2011 (2nd)	28
	at N.Y. Jets, 12/13/1986 (4th)	28
	vs. Chicago Cardinals, 12/13/1959 (2nd)	28
	vs. N.Y. Giants, 11/30/1952 (4th)	28
6.	at L.A. Chargers, 11/21/2021 (4th)	27
	vs. Cleveland, 10/17/1954 (2nd)	27

- Pittsburgh is 0-135 all-time when trailing by 17 or more points entering the fourth quarter (0-142 if you include playoffs).
- The Steelers are 0-231 all-time when trailing by 17 or more points at any point in the fourth quarter (0-242 if you include playoffs).
- Of those 242 games, the only other one besides Week 11 at Los Angeles, where Pittsburgh took the lead after trailing by 17 points entering the fourth quarter was on Jan. 5, 2008, in a playoff game against Jacksonville (trailed by 18 after three quarters, went up by one but then lost on a FG in the final minute).

FAST START

- Pittsburgh scored on its opening drive for the third straight week (TDs in both Week 9 vs. Chicago and Week 10 vs. Detroit and FG in Week 11 at Los Angeles).
- The Steelers had not scored on their opening drive in three consecutive weeks since 2016 (Week 10 vs. Dallas, Week 11 at Cleveland and Week 12 at Indianapolis).
- Pittsburgh has scored TDs on its opening drive four times this season (Week 4 at Green Bay, Week 5 vs. Denver, Week 9 vs. Chicago and Week 10 vs. Detroit).
- Pittsburgh took the opening kickoff and marched 57 yards on 13 plays (6:31), capped off by a 36-yard field goal from K Chris Boswell.
- The Steelers scored TDs on their opening drive just once in 2019 and 2020.
- The four game-opening TD drives in 2021 are the most since 2018, when Pittsburgh also had four.
- The Steelers had one in 2020, none in 2019, four in 2018, five in 2017, four in 2016, two in 2015, one in 2014, two in 2013 and three in 2012.

STEELERS 2021 TEAM CAPTAINS

- The Steelers selected three players to serve as team captains for the 2021 season determined by a vote of their teammates.
- QB **Ben Roethlisberger** was selected to serve as offensive captain, DT **Cameron Heyward** was picked to serve as defensive captain and FB **Derek Watt** was chosen to serve as the special teams captain.

- Roethlisberger was selected as an offensive captain for the 13th time in his career (2008-09, 2011-21). This marks Heyward's seventh consecutive year as a captain (2015-21).
- Watt was named captain for the first time in his career.

WALKOFF WIN

- Pittsburgh defeated Seattle in Week 6 after K **Chris Boswell** connected on a 37-yard field goal in overtime to win the game, 23-20.
- The Steelers improved to 25-21-3 (.541) in overtime games in team history (14-4-1, .763, at home) and to 7-3-1 (.682) at Heinz Field.
- Pittsburgh registered its first victory in overtime since a Week 17 win at Cleveland in 2016.
- The Steelers recorded their first victory in overtime at Heinz Field since a Week 17 win at Cleveland in 2016.

OVERTIME/TIE

- Pittsburgh tied Detroit, 16-16, in Week 10.
- The tie marked the Steelers' fourth in franchise history following overtime since 1970 (Sept. 22, 1974 at Denver, Nov. 20, 2002 vs. Atlanta and Sept. 9, 2018).
- Pittsburgh's overtime record is 10-13-3 (.442) in franchise history.

CLOCK TURNS TO NOVEMBER

- Since 1990, Pittsburgh owns the NFL's best record in the month of November with an 81-48-2 (.626) mark.
- The Steelers' seven-game unbeaten streak in the month of November came to an end in Week 11 at Los Angeles. The streak dated back to Week 11 of 2019 (at Cleveland). Five times since 1990 Pittsburgh has been undefeated in November (1994, 1995, 2004, 2017 and 2020).

BEST NOVEMBER WIN PERCENTAGE SINCE 1990

RANK	TEAM	W	L	T	WIN PCT.
1.	Pittsburgh Steelers	81	48	2	.626
2.	New England Patriots	77	47	0	.621
3.	Baltimore Ravens	64	43	1	.597
4.	Denver Broncos	73	51	0	.589
5.	Minnesota Vikings	74	52	1	.587

- Since 1990, Pittsburgh owns the NFL's third-best road record in the month of November with an 40-31 (.563) mark.

BEST NOVEMBER ROAD WIN PERCENTAGE SINCE 1990

RANK	TEAM	W	L	T	WIN PCT.
1.	Denver Broncos	38	29	0	.567
	New England Patriots	38	29	0	.567
3.	Pittsburgh Steelers	40	31	0	.563
4.	Indianapolis Colts	33	27	0	.550
5.	Philadelphia Eagles	31	31	2	.500

KINGS OF THE AFC

- Pittsburgh is 373-235-2 (.613) in regular-season games against the AFC since the 1970 AFL-NFL merger.
- The Steelers' 373 regular-season victories against the AFC since the 1970 AFL-NFL merger are the most among AFC teams.
- Pittsburgh is the only team with at least 360 regular-season victories against the AFC since the 1970 AFL-NFL merger.
- The Steelers' .613 regular-season winning percentage against the AFC since the 1970 AFL-NFL merger is the highest among AFC teams.

MOST REGULAR-SEASON WINS VS. AFC SINCE 1970 AFL-NFL MERGER

RANK	TEAM	WINS
1.	Pittsburgh Steelers	373
2.	New England Patriots	357
3.	Denver Broncos	344
4.	Miami Dolphins	342
5.	Indianapolis Colts	315

BEST REGULAR-SEASON WIN PERCENTAGE VS. AFC SINCE 1970 AFL-NFL MERGER

RANK	TEAM	RECORD	WIN PCT.
1.	Pittsburgh Steelers	373-235-2	.613
2.	New England Patriots	357-255	.583
3.	Denver Broncos	344-256-4	.573
4.	Miami Dolphins	342-268-2	.561
5.	Baltimore Ravens	171-138	.553

- Pittsburgh is 156-148-2 (.513) in regular-season road games against the AFC since the 1970 AFL-NFL merger.
- The Steelers' 156 regular-season road victories against the AFC since the 1970 AFL-NFL merger are the most among AFC teams.
- Pittsburgh's .513 regular-season road winning percentage against the AFC since the 1970 AFL-NFL merger is the highest among AFC teams.

MOST REGULAR-SEASON ROAD WINS VS. AFC SINCE 1970 AFL-NFL MERGER

RANK	TEAM	WINS
1.	Pittsburgh Steelers	156
2.	New England Patriots	150
3.	Indianapolis Colts	145
	Miami Dolphins	145
5.	Denver Broncos	141

BEST REGULAR-SEASON ROAD WIN PERCENTAGE VS. AFC SINCE 1970 AFL-NFL MERGER

RANK	TEAM	RECORD	WIN PCT.
1.	Pittsburgh Steelers	156-148-2	.513
2.	New England Patriots	150-156	.490
3.	Miami Dolphins	145-160-1	.475
4.	Indianapolis Colts	145-164	.469
5.	Denver Broncos	141-161	.467

WINNING ERA OF FREE AGENCY

- Pittsburgh has the third-best regular-season record in the NFL during the free agency era (since 1993) with a 288-167-3 (.632) mark.
- The Steelers are one of three teams (New England, 310; Green Bay, 292) with at least 275 regular-season wins since 1993.

MOST REGULAR-SEASON WINS IN THE FREE AGENCY ERA

RANK	TEAM	WINS
1.	New England Patriots	310
2.	Green Bay Packers	292
3.	Pittsburgh Steelers	288
4.	Indianapolis Colts	263
5.	Denver Broncos	261

BEST REGULAR-SEASON WIN PERCENTAGE IN THE FREE AGENCY ERA

RANK	TEAM	RECORD	WIN PCT.
1.	New England Patriots	310-149	.675
2.	Green Bay Packers	292-165-2	.638
3.	Pittsburgh Steelers	288-167-3	.632
4.	Indianapolis Colts	263-196	.573
5.	Denver Broncos	261-197	.570

- Pittsburgh's 125 regular-season road victories during the free agency era (since 1993) are the second-most in the League.

MOST REGULAR-SEASON ROAD WINS IN THE FREE AGENCY ERA

RANK	TEAM	WINS
1.	New England Patriots	139
2.	Pittsburgh Steelers	125
3.	Green Bay Packers	119
4.	New Orleans Saints	116
5.	Philadelphia Eagles	115
	Indianapolis Colts	115

- Pittsburgh's .550 regular-season road winning percentage during the free agency era (since 1993) is the second-highest in the League.

BEST REGULAR-SEASON ROAD RECORD IN THE FREE AGENCY ERA

RANK	TEAM	RECORD	WIN PCT.
1.	New England Patriots	139-90	.607
2.	Pittsburgh Steelers	125-102-1	.550
3.	Green Bay Packers	119-112	.515
4.	New Orleans Saints	116-114	.504
	Philadelphia Eagles	115-113-2	.504

SINCE THE 1970 AFL-NFL MERGER

- Pittsburgh recorded its 490th regular-season win since the 1970 AFL-NFL merger in Week 8 of 2021 at Cleveland. The Steelers became the first NFL team since the merger to reach 490 wins.
- The Steelers are 491-307-4 (.615) during the regular season since 1970.
- The Steelers are one of three teams (Dallas, 466; New England, 463) with at least 460 regular-season wins since the 1970 AFL-NFL merger.
- Pittsburgh's 491 victories since the 1970 AFL-NFL merger are the most in the League.

MOST REGULAR-SEASON WINS SINCE 1970 AFL-NFL MERGER

RANK	TEAM	WINS
1.	Pittsburgh Steelers	491
2.	Dallas Cowboys	466
3.	New England Patriots	463
4.	Miami Dolphins	456
5.	Denver Broncos	454

- Pittsburgh's .615 winning percentage since the 1970 AFL-NFL merger is the highest in the League.

BEST REGULAR-SEASON WIN PERCENTAGE SINCE 1970 AFL-NFL MERGER

RANK	TEAM	RECORD	WIN PCT.
1.	Pittsburgh Steelers	491-307-4	.615
2.	Dallas Cowboys	466-336	.581
3.	New England Patriots	463-340	.577
4.	Denver Broncos	454-342-6	.570
5.	Miami Dolphins	456-345-2	.569

- The Steelers own the second-best regular-season road record in the NFL with a 203-195-2 mark (.510) since 1970.
- The Steelers are one of four teams (Dallas, 205; New England, 201; San Francisco 200) with at least 200 regular-season road wins since the 1970 AFL-NFL merger.
- Pittsburgh's 203 regular-season road victories since the 1970 AFL-NFL merger are the second-most in the League.

MOST REGULAR-SEASON ROAD WINS SINCE 1970 AFL-NFL MERGER

RANK	TEAM	WINS
1.	Dallas Cowboys	205
2.	Pittsburgh Steelers	203
3.	New England Patriots	201
4.	San Francisco 49ers	200
5.	Miami Dolphins	196

- Pittsburgh's .510 regular-season road winning percentage since the 1970 AFL-NFL merger is the second-highest in the League.

BEST REGULAR-SEASON HOME WIN PERCENTAGE SINCE 1970 AFL-NFL MERGER

RANK	TEAM	RECORD	WIN PCT.
1.	Dallas Cowboys	205-196	.511
2.	Pittsburgh Steelers	203-195-2	.510
3.	New England Patriots	201-200	.501
4.	San Francisco 49ers	200-200-1	.500
5.	Miami Dolphins	196-206-1	.488

THE STANDARD IS THE STANDARD

- Pittsburgh has recorded 17 consecutive seasons with a .500 record or better, which is the longest active streak in the NFL and the longest streak in team history (previous record was 13, 1972-1984).

MOST ACTIVE CONSECUTIVE NON-LOSING SEASONS

RANK	TEAM	SEASONS	YEARS
1.	Pittsburgh Steelers	17	2004-20
2.	Seattle Seahawks	9	2012-20
3.	Kansas City Chiefs	8	2013-20
4.	Tennessee Titans	5	2016-20
	Baltimore Ravens	5	2016-20

MOST CONSECUTIVE NON-LOSING SEASONS SINCE 1970 AFL-NFL MERGER

RANK	TEAM	SEASONS	YEARS
1.	New England Patriots	19	2001-19
2.	Pittsburgh Steelers	17	2004-20
3.	San Francisco 49ers	16	1983-98
	Dallas Cowboys	16	1970-85
5.	Miami Dolphins	15	1989-2003
6.	Pittsburgh Steelers	13	1972-84
	Green Bay Packers	13	1992-2004

- Steelers QB **Ben Roethlisberger** (2004-20) has played on a team with a .500 record or better in each of his 17 seasons in the NFL, which is an NFL record for an individual player.
- C Frank Winters (1987-2002; Cleveland, N.Y. Giants, Kansas City and Green Bay) held the previous League record with 16 seasons. G Gene Hickerson (1958-60, 1962-73; Cleveland) and LB James Harrison (2002-17; Pittsburgh, Cincinnati and New England) had 15.

MOST CONSECUTIVE NON-LOSING SEASONS (PLAYER)

RANK	PLAYER	SEASONS
1.	Ben Roethlisberger	17 (2004-20)
2.	Frank Winters	16 (1987-2002)
3.	Gene Hickerson	15 (1958-60, 1962-73)
	James Harrison	15 (2002-17)

HALFTIME GOT YOU DOWN

- Pittsburgh rallied from a 10-0 halftime deficit in Week 1 at Buffalo for a 23-16 win. According to the NFL Media Research Department and the Elias Sports Bureau, the Steelers became just the second team in NFL history to win a Week 1 game after trailing by at least ten points and being shutout at the half.
- Teams had previously been 1-104-1 in such situations.
- Pittsburgh has won five games when trailing at halftime since 2020, which is the second-most in the NFL.

MOST VICTORIES WHEN TRAILING AT HALFTIME SINCE 2020

RANK	TEAM	WINS
1.	Kansas City Chiefs	6
2.	Pittsburgh Steelers	5
	Tennessee Titans	5
4.	Seven teams tied with	4

- Pittsburgh's .417 winning percentage when trailing at halftime is the fourth-highest in the NFL since 2020.

BEST WIN PERCENTAGE WHEN TRAILING AT HALFTIME SINCE 2020

RANK	TEAM	RECORD	WIN PCT.
1.	Kansas City Chiefs	6-4	.600
2.	Tennessee Titans	5-6	.455
3.	Baltimore Ravens	4-5	.444
4.	Pittsburgh Steelers	5-7	.417
5.	Indianapolis Colts	3-5	.375

- The Steelers have won five games when trailing at the end of the third quarter since 2020, which is tied for the most in the NFL.

MOST VICTORIES WHEN TRAILING AFTER 3RD QUARTER SINCE 2020

RANK	TEAM	WINS
1.	Pittsburgh Steelers	5
	Tennessee Titans	5
	L.A. Chargers	5
4.	Washington Football Team	4
	Baltimore Ravens	4

- Pittsburgh has won three games in which it trailed by 10 or more points at halftime since 2020, which is the most in the League.

MOST VICTORIES WHEN TRAILING BY 10+ POINTS AT HALFTIME SINCE 2020

RANK	TEAM	WINS
1.	Pittsburgh Steelers	3
2.	Washington Football Team	2
	Tampa Bay Buccaneers	2
4.	11 teams tied with	1

- Pittsburgh has won four games in which it trailed by 10 or more points in the second half since 2020, which is tied for the most in the League.

MOST VICTORIES WHEN TRAILING BY 10+ POINTS IN SECOND HALF SINCE 2020

RANK	TEAM	WINS
1.	Pittsburgh Steelers	4
	Tennessee Titans	4
3.	Tampa Bay Buccaneers	3
	Minnesota Vikings	3
	Philadelphia Eagles	3
	Baltimore Ravens	3

- The Steelers have won seven games in which they trailed by 10 or more points since 2020, which is the most in the NFL.

MOST VICTORIES WHEN TRAILING BY 10+ POINTS SINCE 2020

RANK	TEAM	WINS
1.	Pittsburgh Steelers	7
2.	Kansas City Chiefs	6
	New Orleans Saints	6
	Tennessee Titans	6
5.	Tampa Bay Buccaneers	5
	Seattle Seahawks	5
	Philadelphia Eagles	5

- Pittsburgh has registered 18 regular-season victories when trailing in the second half by 10 or more points since QB **Ben Roethlisberger** entered the NFL in 2004, which is the second-most in the League over that span.

MOST VICTORIES WHEN TRAILING BY 10+ POINTS IN THE SECOND HALF SINCE 2004

RANK	TEAM	WINS
1.	Indianapolis Colts	20
2.	Pittsburgh Steelers	18
3.	Denver Broncos	16
4.	L.A. Chargers	15
5.	Miami Dolphins	14
	New England Patriots	14

- Pittsburgh has registered 11 regular-season road victories when trailing in the second half by 10 or more points since QB **Ben Roethlisberger** entered the NFL in 2004, which is tied for the most in the League over that span.

MOST ROAD VICTORIES WHEN TRAILING BY 10+ POINTS IN THE SECOND HALF SINCE 2004

RANK	TEAM	WINS
1.	Pittsburgh Steelers	11
	L.A. Chargers	11
3.	Indianapolis Colts	10
4.	Kansas City Chiefs	9
	Tennessee Titans	9
	Dallas Cowboys	9

- Pittsburgh has registered 27 regular-season victories when trailing by 10 or more points since QB **Ben Roethlisberger** entered the NFL in 2004, which is the most in the League over that span.

MOST VICTORIES WHEN TRAILING BY 10+ POINTS SINCE 2004

RANK	TEAM	WINS
1.	Pittsburgh Steelers	27
2.	Indianapolis Colts	26
	New England Patriots	26
4.	Denver Broncos	25
	New Orleans Saints	25
	Chicago Bears	25

TOMLIN'S RECORD WHEN

Overall	150	82	2
Home	85	32	1
Away	65	50	1
In overtime	7	7	1
Grass	119	60	2
Turf	31	22	0
Indoors	11	5	0
Outdoors	139	77	2
AFC	111	62	1
AFC North	59	26	1
AFC East	15	15	0
AFC South	22	7	0
AFC West	15	14	0
NFC	39	20	1
NFC North	9	5	1
NFC East	10	6	0
NFC South	8	4	0
NFC West	12	5	0
Playoffs	8	8	0
Wild Card	2	4	0
Divisional	3	2	0
Title Game	2	1	0
Super Bowl	1	1	0
On Sunday Night Football	18	13	0
On Monday Night Football	17	3	0
On Thursday Night Football	8	7	0
On Saturday	1	0	0
On Sunday at 1 pm ET	79	33	2
On Sunday at 4:25 pm ET	25	25	1
In September	27	23	1
In October	40	15	0
In November	39	20	1
In December	39	23	0
In January	5	1	0
Coming off a loss	50	28	0
Coming off a win	91	47	1
Coming off a tie	0	2	0
Opponent Coming off a loss	66	42	1
Opponent Coming off a win	74	35	0
Opponent Coming off a tie	1	0	0
Coming off a Bye	11	4	0
Opponent coming off a Bye	9	5	1
Scoring first	91	34	2
Opponent scores first	59	48	0
Leading at any point	148	52	2
Trailing at any point	88	81	1
Leading at halftime	108	20	1
Tied at halftime	11	9	1
Trailing at halftime	31	53	0
Decided by 3 points or fewer	30	27	2
Decided by 7 points or fewer	70	53	2
Decided by 8 pts or fewer	76	53	2
*Opp. Missed Playoffs	92	46	2
*Opp. Lost Wild Card	22	12	0
*Opp. Lost Divisional Playoff	23	10	0
*Opp. Lost Title Game	8	7	0
*Opp. Lost Super Bowl	3	1	0

TOMLIN'S RECORD WHEN

*Opp. Won Super Bowl	2	6	0
Leading after three quarters	117	16	1
Tied after three quarters	10	8	0
Trailing after three quarters	23	58	1
Scoring 40+ points	11	0	0
Scoring 30-39 points	37	8	0
Scoring 20-29 points	76	26	1
Scoring 0-19 points	26	48	1
Allowing 40+ points	0	4	0
Allowing 30-39 points	5	20	0
Allowing 20-29 points	44	43	1
Allowing 0-19 Points	101	15	1
3 days rest	7	6	0
4 days rest	1	1	0
5 days rest	11	8	1
6 days rest	85	52	0
7 days rest	14	2	0
9 days rest	11	3	0
10 days rest	1	1	0
12 days rest	0	1	0
13 days rest	9	3	0
14 days rest	2	0	0
Opp. 3 days rest	7	6	0
Opp. 5 days rest	8	8	0
Opp. 6 days rest	96	50	0
Opp. 7 days rest	15	3	0
Opp. 9 days rest	4	4	0
Opp. 10 days rest	2	1	0
Opp. 13 days rest	8	5	1
Opp. 14 days rest	1	0	0
Outrushing opponent	106	21	0
Getting outrushed	43	61	2
Rushing Yards tied	1	0	0
Passing for more yards	46	32	1
Passing for fewer yards	104	50	1
Outgaining opponent	118	40	2
Outgained by opponent	32	42	0
Clear	129	71	1
Rain	18	8	1
Snow	3	3	0
Below 32-degrees	14	8	0
Above 32-degrees	136	74	2
Winning time of possession	114	36	2
Losing time of possession	36	46	0
Scoring a defensive TD	28	2	0
Allowing a defensive TD	7	11	0
Scoring a special teams TD	11	0	0
Allowing a special teams TD	6	7	0
Fewer penalty yards	81	48	1
More penalty yards	69	34	1
Winning turnover battle	82	12	0
Losing turnover battle	26	52	2
Tied turnover battled	42	18	0
-1 Turnovers	26	52	1
-2 Turnovers	6	29	1
-3 Turnovers	3	18	2
-4 Turnovers	0	11	1

TOMLIN'S RECORD WHEN

-5 Turnovers	0	3	1
-6 Turnovers	0	2	0
-7 Turnovers	0	2	0
+1 Turnovers	82	12	0
+2 Turnovers	45	2	0
+3 Turnovers	17	1	0
+4 Turnovers	6	0	0
+5 Turnovers	1	0	0
+6 Turnovers	1	0	0
100-yard rusher	52	8	2
100-yard receiver	61	40	1
200-yard passer	117	61	2
200-yard rusher	2	0	0
200-yard receiver	2	1	0
300-yard passer	38	26	1
400-yard passer	4	7	0
500-yard passer	3	0	0
Opp. 100-yard rusher	12	20	2
Opp. 100-yard receiver	41	28	1
Opp. 200-yard passer	87	51	0
Opp. 200-yard rusher	0	1	0
Opp. 200-yard receiver	2	0	0
Opp. 300-yard passer	20	19	0
Opp. 400-yard passer	4	1	0
Opp. 500-yard passer	0	0	0
Arizona Cardinals	3	1	0
Atlanta Falcons	3	0	0
Baltimore Ravens	14	14	0
Buffalo Bills	5	2	0
Carolina Panthers	3	0	0
Chicago Bears	1	3	0
Cincinnati Bengals	22	7	0
Cleveland Browns	23	5	1
Dallas Cowboys	2	2	0
Denver Broncos	4	3	0
Detroit Lions	3	0	1
Green Bay Packers	3	1	0
Houston Texans	4	1	0
Indianapolis Colts	7	1	0
Jacksonville Jaguars	5	2	0
Kansas City Chiefs	5	3	0
Las Vegas Raiders	2	5	0
L.A. Chargers	4	3	0
L.A. Rams	4	0	0
Miami Dolphins	4	2	0
Minnesota Vikings	2	1	0
New England Patriots	3	7	0
New Orleans Saints	0	3	0
N.Y. Giants	3	1	0
N.Y. Jets	3	4	0
Philadelphia Eagles	2	2	0
San Francisco 49ers	2	2	0
Seattle Seahawks	3	2	0
Tampa Bay Buccaneers	2	1	0
Tennessee Titans	6	3	0
Washington Football Team	3	1	0

TOMLIN AMONG THE BEST

- **Mike Tomlin** has led Pittsburgh to a 150-82-2 (.645) record in the regular season since becoming the team's head coach in 2007.
- Tomlin ranks 12th in NFL history with a regular-season record of 68 games over .500.

MOST GAMES ABOVE .500 BY HEAD COACH IN NFL HISTORY

RANK	COACH	GAMES > .500
8.	Marty Schottenheimer, 1984-2006	74
9.	John Madden, 1969-1978	71
10.	Tony Dungy, 1996-2008	70
11.	George Allen, 1966-1977	69
12.	Mike Tomlin, 2007-2021	68

- Tomlin, Bill Belichick, Andy Reid and Marty Schottenheimer are the only coaches in NFL history with career records of 60 or more games over .500 not in the Pro Football Hall of Fame.
- Tomlin's 150 regular-season victories are second best in the NFL since 2007.

NFL HEAD COACH RECORDS SINCE 2007

RANK	COACH	RECORD	PLAYOFF APPS.	SUPER BOWL APPS.
1.	Bill Belichick	176-59	13	4
2.	Mike Tomlin	150-82-1	9	2
3.	Andy Reid	148-86-1	10	2
4.	Sean Payton	138-80	8	1
5.	John Harbaugh	136-82	9	1

- His 150 regular-season victories are the third-most among active coaches in the NFL.

MOST REGULAR-SEASON WINS BY AN ACTIVE NFL HEAD COACH

RANK	COACH	WINS
1.	Bill Belichick	287
2.	Andy Reid	228
3.	Mike Tomlin	150
4.	Pete Carroll	148
	Sean Payton	148

- Tomlin's 150 regular-season victories are the 20th-most in NFL history.

MOST REGULAR-SEASON WINS BY HEAD COACH IN NFL HISTORY

RANK	COACH	WINS
18.	Joe Gibbs	154
19.	Steve Owen	151
20.	Mike Tomlin	150
21.	Bill Cowher	149
22.	Pete Carroll	148
	Sean Payton	148

- Tomlin's .645 regular-season win percentage is the 10th-highest in NFL history (minimum 100 games).

HEAD COACH WIN PERCENTAGE IN NFL HISTORY (MIN. 100 GAMES)

RANK	COACH	WIN PCT.
1.	John Madden	.759
2.	Vince Lombardi	.738
3.	George Allen	.712
4.	Blanton Collier	.691
5.	George Halas	.682
6.	Don Shula	.677
7.	Bill Belichick	.672
8.	Tony Dungy	.668
9.	George Seifert	.648
10.	Mike Tomlin	.645

- Tomlin's .645 regular-season win percentage is the second-highest among active NFL head coaches (minimum 100 games).

ACTIVE HEAD COACH WINNING PERCENTAGE (MIN. 100 GAMES)

RANK	COACH	W	L	T	WIN PCT.
1.	Bill Belichick	287	140	0	.672
2.	Mike Tomlin	150	82	2	.645
3.	Sean Payton	148	86	0	.632
4.	Andy Reid	228	134	1	.629
5.	John Harbaugh	136	82	0	.624

TOMLIN T-150 COACH

- **Mike Tomlin** is the 20th head coach in NFL history to reach 150 career wins.
- Tomlin registered 150 career victories in the fourth-fewest game in League history.

FEWEST GAMES COACHED TO 150 CAREER VICTORIES

RANK	PLAYER	GAMES
1.	Don Shula	204
2.	George Halas	223
3.	Curly Lambeau	228
4.	Mike Tomlin	232
5.	Bud Grant	239

TOMLIN IN THE DIVISION

- **Mike Tomlin** is 59-26-1 (.692) in the regular-season against AFC North teams since becoming Pittsburgh's head coach in 2007.
- His 59 regular-season wins against division opponents are the most of any AFC North team since 2007, and tied for the second-most among all NFL teams in divisional games (New England, 67; Green Bay, 59; Indianapolis 59):

AFC NORTH INTER-DIVISION RECORD SINCE 2007

RANK	TEAM	W	L	T	WIN PCT.
1.	Pittsburgh Steelers	59	26	1	.692
2.	Baltimore Ravens	50	35	0	.588
3.	Cincinnati Bengals	39	48	0	.448
4.	Cleveland Browns	23	62	1	.273

- Tomlin owns an impressive 33-10 (.767) record against divisional foes at Heinz Field during the regular season.
- Tomlin's .641 regular-season winning percentage against the AFC is the fifth-highest in NFL history.

AFC NORTH INTER-DIVISION HOME RECORD SINCE 2007

RANK	TEAM	W	L	T	WIN PCT.
1.	Pittsburgh Steelers	33	10	0	.767
2.	Baltimore Ravens	28	15	0	.651
3.	Cincinnati Bengals	22	21	0	.512
4.	Cleveland Browns	15	27	1	.360

- Tomlin has won at least four games against division opponents in 11 of his 14 seasons, including 4-2 in 2020.
- Tomlin is 26-16-1 (.616) on the road against divisional foes during the regular-season.

AFC NORTH INTER-DIVISION ROAD RECORD SINCE 2007

RANK	TEAM	W	L	T	WIN PCT.
1.	Pittsburgh Steelers	26	16	1	.616
2.	Baltimore Ravens	22	20	0	.524
3.	Cincinnati Bengals	17	27	0	.386
4.	Cleveland Browns	8	35	0	.167

TOMLIN VS. AFC

- During his career, **Mike Tomlin's** regular-season record against the AFC is 111-62-1 (.641).
- Tomlin's 111 regular-season victories against the AFC rank as the eighth-most in NFL history.

MOST REGULAR-SEASON WINS VS. AFC BY HEAD COACH IN NFL HISTORY

RANK	COACH	WINS
1.	Bill Belichick	214
2.	Don Shula	190
3.	Chuck Noll	147
4.	Marty Schottenheimer	142
5.	Mike Shanahan	116
6.	Bill Cowher	115
7.	Marv Levy	112
8.	Mike Tomlin	111
9.	Chuck Knox	109
10.	Jeff Fisher	106

BEST REGULAR-SEASON WIN PERCENTAGE VS. AFC BY HEAD COACH IN NFL HISTORY (MIN. 100 GAMES)

RANK	COACH	WIN PCT.
1.	Tony Dungy	.731
2.	John Madden	.724
3.	Bill Belichick	.673
4.	Andy Reid	.655
5.	Mike Tomlin	.641
6.	Don Shula	.631
7.	Bill Cowher	.628
8.	John Harbaugh	.613
9.	Marty Schottenheimer	.599
10.	Chuck Noll	.583

- Pittsburgh's 111 regular-season victories against the AFC under Tomlin are the second-most among AFC teams since 2007.

MOST REGULAR-SEASON WINS VS. AFC SINCE 2007

RANK	TEAM	WINS
1.	New England Patriots	132
2.	Pittsburgh Steelers	111
3.	Indianapolis Colts	103
4.	Baltimore Ravens	102
5.	L.A. Chargers	93

- Pittsburgh's .641 regular-season winning percentage against the AFC under Tomlin is the second-highest among AFC teams since 2007.

BEST REGULAR-SEASON WIN PERCENTAGE VS. AFC SINCE 2007

RANK	TEAM	W	L	T	WIN PCT.
1.	New England Patriots	132	42	0	.759
2.	Pittsburgh Steelers	111	62	1	.641
3.	Indianapolis Colts	103	73	0	.585
4.	Baltimore Ravens	102	73	0	.583
5.	L.A. Chargers	93	81	0	.534

- Pittsburgh's 49 regular-season road victories against the AFC under Tomlin are the second-most among AFC teams since 2007.

MOST REGULAR-SEASON ROAD WINS VS. AFC SINCE 2007

RANK	TEAM	WINS
1.	New England Patriots	56
2.	Pittsburgh Steelers	49
3.	Kansas City Chiefs	46
4.	Indianapolis Colts	45
5.	L.A. Chargers	43

- Pittsburgh's .569 regular-season road winning percentage against the AFC under Tomlin is the second-highest among AFC teams since 2007.

BEST REGULAR-SEASON ROAD WIN PERCENTAGE VS. AFC SINCE 2007

RANK	TEAM	W	L	T	WIN PCT.
1.	New England Patriots	56	31	0	.644
2.	Pittsburgh Steelers	49	37	1	.569
3.	Kansas City Chiefs	46	41	0	.529
4.	Indianapolis Colts	45	43	0	.511
5.	L.A. Chargers	43	43	0	.500

- Including the postseason, Tomlin has a .630 winning percentage (118-69-1) against the AFC during his first 14 years.

TOMLIN AWAY FROM HEINZ FIELD

- Mike Tomlin** has guided Pittsburgh to a 65-50-1 (.565) regular-season road record.
- Tomlin earned his 65th regular-season road win in Week 8 of 2021 at Cleveland and joined **Chuck Noll** (74) as the second head coach in Steelers history with 65 regular-season road victories.
- Tomlin has led Pittsburgh to at least four road wins in nine of his first 14 seasons as the team's head coach and five home wins in seven of his 14 at the helm.
- Tomlin and the Steelers' 65 regular-season road victories are the third-most in the NFL since 2007.

MOST REGULAR-SEASON ROAD WINS SINCE 2007

RANK	TEAM	WINS
1.	New England Patriots	79
2.	New Orleans Saints	67
3.	Pittsburgh Steelers	65
4.	Green Bay Packers	64
5.	Dallas Cowboys	63

- Tomlin and the Steelers' .565 regular-season road winning percentage is the third-highest in the NFL since 2007.

BEST REGULAR-SEASON ROAD WIN PERCENTAGE SINCE 2007

RANK	TEAM	RECORD	WIN PCT.
1.	New England Patriots	79-38	.675
2.	New Orleans Saints	67-51	.568
3.	Pittsburgh Steelers	65-50-1	.565
4.	Dallas Cowboys	63-54	.538
5.	Green Bay Packers	64-55	.538

- Tomlin's .565 winning percentage in regular-season road games is tied for the eighth-highest in NFL history (min. 100 games).

BEST REGULAR-SEASON HOME WIN PERCENTAGE IN NFL HISTORY (MIN. 100 GAMES)

RANK	COACH	W	L	T	WIN PCT.
1.	Andy Reid	112	68	1	.622
2.	Bill Belichick	130	83	0	.610
	George Halas	136	87	11	.610
4.	Don Shula	145	97	3	.599
5.	Sean Payton	70	48	0	.593
6.	Tony Dungy	61	43	0	.587
7.	Curly Lambeau	101	77	13	.567
8.	Mike Tomlin	65	50	1	.565
	Paul Brown	74	57	5	.565
10.	Bud Grant	71	56	2	.559

WINNING RECORD IN FIRST 14 SEASONS

- Mike Tomlin** secured his 14th straight non-losing season with the Steelers' eighth win in 2020, a 24-19 win at Dallas in Week 9, a streak dating back to his first season as the team's head coach in 2007.
- Tomlin and Marty Schottenheimer are the only head coaches in NFL history to begin a head coaching tenure with at least 14 consecutive non-losing seasons.

MOST CONSECUTIVE NON-LOSING SEASONS TO BEGIN NFL HEAD COACHING CAREER

RANK	HEAD COACH	YEARS	SEASONS
1.	Mike Tomlin	2007-20	14
	Marty Schottenheimer	1984-97	14
3.	Don Shula	1963-75	13
4.	George Allen	1966-77	12
	Curly Lambeau	1921-32	12

WIN NO. 140

- Mike Tomlin** earned his 140th regular-season win with the Steelers in the 28-24 victory at Baltimore in Week 8 of 2020.
- The game was Tomlin's 215th of his regular-season tenure, tying him with Curly Lambeau for the third-fewest games by an NFL head coach to secure 140 wins.

FEWEST NFL GAMES COACHED TO 140 WINS

RANK	HEAD COACH	TEAMS	GAMES
1.	Don Shula	Baltimore-Miami	185
2.	George Halas	Chicago	210
3.	Mike Tomlin	Pittsburgh	215
	Curly Lambeau	Green Bay	215
5.	Joe Gibbs	Washington	216

AMONG COACHES IN FIRST 14 YEARS

- Mike Tomlin** earned his 145th regular-season victory in Week 16 vs. Indianapolis in 2020, and accumulated a 145-78-1 regular-season record in his first 14 seasons as a head coach in the NFL (2007-20).
- Tomlin's 145 career regular-season victories are the most by a head coach in his first 14 career seasons, surpassing Pro Football Hall of Famer Don Shula (144 regular-season victories from 1963-76).

MOST WINS AMONG NFL HEAD COACHES DURING FIRST 14 SEASONS

RANK	HEAD COACH	YEARS	WINS
1.	Mike Tomlin	2007-20	145
2.	Don Shula	1963-76	144
3.	Sean Payton	2006-20	142
4.	Bill Cowher	1992-2005	141
5.	Joe Gibbs	1981-92, 2004-05	140

TOMLIN IN 14

- In his first 14 seasons as the head coach of the Steelers, **Mike Tomlin** has an extensive list of accomplishments.
- Tomlin's 145 regular-season wins in his first 14 seasons rank as the most wins in team history for any coach in his first 14 campaigns, and his two Super Bowl appearances rank second in the franchise for a coach in his first 14 seasons.
- Tomlin's nine postseason berths rank tied for first in a coach's first 14 seasons with the Steelers and his seven division titles rank tied for second.

STEELERS HEAD COACHES RECORD THROUGH 14 SEASONS

RANK	HEAD COACH	RECORD	YEARS
1.	Mike Tomlin	145-78-1 (.650)	2007-20
2.	Bill Cowher	141-82-1 (.632)	1992-2005
3.	Chuck Noll	123-75-1 (.621)	1969-1982

RANK	HEAD COACH	SUPER BOWL APP.	SUPER BOWL WINS
1.	Chuck Noll	4 (1974, '75, '78, '79)	4 (1974, '75, '78, '79)
2.	Mike Tomlin	2 (2008, '10)	1 (2008)
	Bill Cowher	2 (1995, 2006)	1 (2006)

RANK	HEAD COACH	PLAYOFF APP.	YEARS
1.	Bill Cowher	9	1992-97, 2001, '02, '04
	Mike Tomlin	9	2007-08, '10-11, '14-17, '20
3.	Chuck Noll	8	1972-79

RANK	HEAD COACH	DIVISION TITLES	YEARS
1.	Bill Cowher	8 (AFC Central/North)	1992, '94-97, 2001, '02, '04
2.	Mike Tomlin	7 (AFC North)	2007-08, '10, '14, '16-17, '20
	Chuck Noll	7 (AFC Central)	1972, '74-79

FAST STARTS

- Pittsburgh scored on its opening drive for the third straight week (TDs in both Week 9 vs. Chicago and Week 10 vs. Detroit and FG in Week 11 at Los Angeles).
- The Steelers had not scored on their opening drive in three consecutive weeks since 2016 (Week 10 vs. Dallas, Week 11 at Cleveland and Week 12 at Indianapolis).
- Pittsburgh has scored TDs on its opening drive four times this season (Week 4 at Green Bay, Week 5 vs. Denver, Week 9 vs. Chicago and Week 10 vs. Detroit).
- Pittsburgh took the opening kickoff and marched 57 yards on 13 plays (6:31), capped off by a 36-yard field goal from K Chris Boswell.
- The Steelers scored TDs on their opening drive just once in 2019 and 2020.
- The four game-opening TD drives in 2021 are the most since 2018, when Pittsburgh also had four.
- The Steelers had one in 2020, none in 2019, four in 2018, five in 2017, four in 2016, two in 2015, one in 2014, two in 2013 and three in 2012.

2021 GAME OPENING DRIVES

WEEK	OPP.	PLAYS	YDS	TIME	RESULT
1	at Buffalo	5	22	2:55	Punt
2	Las Vegas	6	14	3:33	Punt
3	Cincinnati	3	4	2:00	Punt
4	at Green Bay	8	75	4:56	TD
5	Denver	6	85	2:58	TD
6	Seattle	3	8	2:41	Punt
8	at Cleveland	7	22	3:50	Punt
9	Chicago	6	59	3:20	TD
10	Detroit	10	83	5:20	TD
11	at L.A. Chargers	13	57	6:31	FG

LIMITING SACKS

- The Steelers have allowed either the fewest or second-fewest sacks in the NFL dating back to 2020 (2nd, 35), 2019 (2nd, 67), 2018 (t-2nd, 91), 2017 (2nd, 115), 2016 (1st, 136), 2015 (1st, 169), 2014 (2nd, 202), 2013 (2nd, 245), 2012 (2nd, 282) and 2011 (2nd, 324).

NFL FEWEST SACKS ALLOWED SINCE 2020

RANK	TEAM	SACKS ALLOWED
1.	Tampa Bay Buccaneers	34
2.	Pittsburgh Steelers	35
3.	Indianapolis Colts	39
4.	L.A. Rams	40
5.	Buffalo Bills	42

NFL FEWEST SACKS ALLOWED SINCE 2018

RANK	TEAM	SACKS ALLOWED
1.	Indianapolis Colts	89
2.	Pittsburgh Steelers	91
	New Orleans Saints	91
4.	Kansas City Chiefs	95
	L.A. Rams	95

NFL FEWEST SACKS ALLOWED SINCE 2016

RANK	TEAM	SACKS ALLOWED
1.	Pittsburgh Steelers	136
2.	New Orleans Saints	138
3.	Kansas City Chiefs	164
4.	New England Patriots	167
5.	L.A. Rams	172

TOMLIN-BEN

- **Mike Tomlin** and QB **Ben Roethlisberger** recorded their 108th regular-season win together in Week 5 of 2018 against Atlanta, breaking a tie with Chuck Noll and Terry Bradshaw for the most wins by a head coach-quarterback tandem in franchise history.
- Tomlin and Roethlisberger picked up their 117th regular-season victory in Week 2 of 2020 against Denver, breaking a tie with Don Shula and Dan Marino for the third-most wins by a head coach-quarterback tandem in NFL history.
- The duo's 132 regular-season wins are the third-most by a head coach-quarterback pairing in NFL history.

BEN BY THE NUMBERS

62.607	With 273 yards passing in Week 11 at Los Angeles, Roethlisberger has thrown for 62,607 yards in his 18-year NFL career. He needs 833 yards to pass Philip Rivers for fifth in NFL history.
3,000	Roethlisberger has thrown for 3,000+ yards in 14 of his 17 seasons in the NFL. Only Tom Brady (18), Brett Favre (18), Drew Brees (16), Peyton Manning (16) and Philip Rivers (15) have registered more 3,000-yard passing seasons in NFL history.
400	With his 45-yard TD pass to WR Dontae Johnson in Week 4 at Green Bay, Roethlisberger became the eighth quarterback in NFL history to surpass 400 career regular-season passing TDs.
400	Roethlisberger has thrown for 400 or more yards in 14 games (regular-season and postseason), which is a franchise record and fourth in NFL history.
242	Roethlisberger has played in 242 regular-season games for the Steelers, which is a franchise record. His 242 regular-season games played at quarterback ranks tied for eighth in NFL history. Roethlisberger's 242 regular-season games played at quarterback with one franchise ranks tied for third in NFL history.
240	Roethlisberger has started 240 regular-season games for the Steelers, which is a franchise record. His 240 regular-season games started at quarterback ranks tied for fifth in NFL history. Roethlisberger's 240 regular-season games started at quarterback with one franchise ranks tied for third in NFL history.
161-78-1	Roethlisberger's regular-season record as a starting quarterback is 161-78-1 (.673), which is tied for the fifth-highest win percentage in NFL history (min. 150 starts) and most wins in franchise history for a starting signal caller.
161	Roethlisberger's 161 regular-season wins as a starting quarterback rank fifth in NFL history.
158.3	Roethlisberger has posted a perfect passer rating of 158.3 or better in four games during his NFL regular-season career (min. 10 attempts/game) - the most all-time.
132	Roethlisberger has registered 132 career multi-TD pass games (regular-season and postseason), which is a franchise record and eighth in NFL history.
125.0	Roethlisberger has recorded a passer rating of 125.0 or higher 29 times in his NFL regular-season career (minimum 20 attempts), most recently in Week 5 of 2020 against the Philadelphia Eagles (125.4), which ranks eighth in NFL history.
112	Roethlisberger has thrown 112 fourth-quarter TDs in his regular-season career, which is a franchise record and fourth in NFL history.
100.0	Roethlisberger has registered 105 career games (regular-season and postseason) with a passer rating of 100.0 or higher, which is a franchise record and seventh in NFL history.
91	Pittsburgh is 91-14 (.867) when Roethlisberger has registered a passer rating of 100.0 or higher.
89	Roethlisberger owns an 89-31 (.742) regular-season career record as a starting quarterback at Heinz Field. His 89 home victories rank sixth in NFL history. His .742 home winning percentage ranks fifth in League history (min. 100 home starts).
73	Roethlisberger has registered 73 games with 300 or more yards passing (regular-season and postseason), which is a franchise record and seventh in NFL history.
67	Roethlisberger has 67 career completions (regular-season and postseason) of 50+ yards, which ranks sixth in NFL history.
62	Roethlisberger is 62-37-1 (.625) in games decided by six points or less with him under center. His 62 victories (regular-season and postseason) in games decided by six points or less with him under center rank tied for second in NFL history.

BEN BY THE NUMBERS

53	Roethlisberger has now thrown a TD pass to 53 different players (including RB Najee Harris and TE Pat Freiermuth in 2021) over his regular-season NFL career.
50	Roethlisberger has rallied the Steelers from a tie or deficit in the fourth quarter 50 times in his career, which is a franchise record and tied for third in NFL history.
38	Roethlisberger has led the Steelers to an offensive scoring drive in the 4th quarter with the team trailing by one score to either tie or take the lead 38 times in his career, which is a franchise record and third in NFL history.
35	Roethlisberger has recorded 35 career TD passes of 50 or more yards, which is a franchise record and ranks sixth in NFL history.
25+	Roethlisberger has thrown 25 or more TD passes nine times over his 17-year career. The nine 25+ passing TD seasons rank seventh since the 1970 AFL-NFL merger.
23	Roethlisberger has thrown 23 TDs in the last two minutes of a regular-season game, which ranks second since 2000.
20+	The Steelers have scored at least 20 points in 96 of the 120 games at home with Roethlisberger as the starter.
15	Roethlisberger threw at least 15 TD passes in each of his first 15 NFL seasons, the most consecutive seasons with 15 or more scoring tosses to start an NFL career. He added his 16th season with at least 15 TD passes in 2020.
11	Roethlisberger has thrown 20 or more TD passes during his NFL career in 11 seasons - a franchise record - including eight consecutive seasons prior to 2019 (2007, 2009, 2011-18, 2020).
10	Roethlisberger has 10 career completions of 80 yards or longer.
10	Roethlisberger ranks in the top 10 in NFL history in games (1-8th, 242), starts (1-5th, 240), pass yards (6th, 62,607), pass completions (6th, 5,274), pass attempts (6th, 8,181) and TD passes (8th, 409).
9	Roethlisberger has nine career TD passes of 80 yards or longer, which is tied with Pro Football Hall of Famer Brett Favre for the most in NFL history.
8TH	Roethlisberger is the eighth quarterback in NFL history to surpass 400 career passing TDs, including the regular-season and postseason (443).
8TH	Roethlisberger has registered three or more passing TDs in 58 career games (regular-season and postseason), which is a franchise record, eighth in NFL history and eighth in League history with one franchise.
5	Roethlisberger is one of five quarterbacks (two active) in NFL history to throw at least 230 TDs at home during the regular season (233).
3RD	With a win at Cleveland in Week 8, Roethlisberger registered his 160th career win in his 238th career start, becoming the third-fastest quarterback to reach 160 wins in NFL history.
3RD	Roethlisberger has thrown 233 TD passes at Heinz Field, which is the third-most all-time at a particular venue in NFL history behind Drew Brees (281 at Mercedes-Benz Superdome) and Tom Brady (258 at Gillette Stadium).
2	Roethlisberger is one of two quarterbacks to record at least 24 regular-season wins against multiple opponents since the 1970 AFL-NFL merger (24, Cincinnati; 24, Cleveland).
1ST	Roethlisberger is the first quarterback in NFL history with 500 passing yards in three career games (Week 8 2014, Week 15 2009 and Week 14 2017).
.631	Roethlisberger's .625 winning percentage in games decided by six points or less with him under center ranks third in NFL history (min. 50 starts).

MOVING ON UP

QB Ben Roethlisberger leads the Steelers in nearly all major career statistics. The following is where Roethlisberger ranks in Steelers history in several key categories:

Single-Season TD Passes (2018)	34	1st
Single-Season Passing Yards (2018)	5,129	1st
Career Passing TDs (regular season)	409	1st
Single-Season Completions (2018)	452	1st
Single-Season Pass Attempts (2018)	675	1st
Single-Season Completion Pct. (2015)	68.0	1st
Single-Season Passer Rating (2007)	104.1	1st
3,000-Yard Passing Seasons (2006-18, 2020)	14	1st
Consecutive 3,000-Yard Passing Seasons (2006-18)	13	1st
Single-Game Completion Pct. (9/7/08 vs. Houston)	92.9	1st
Seasons w/ 250+ Completions (2006-09, '11-18, 2020)	13	1st
Seasons w/ Completion Pct. of 60.0+ (2004, '05, '07, '09-'18, 2020)	14	1st
Seasons w/ Passer Rating of 90.0+ (2004, '05, '07, '09-'18, 2020)	14	1st
Completions in Single Game (12/10/17 vs. Baltimore)	44	1st
Attempts in Single Game (12/10/17 vs. Baltimore)	66	1st
Passing Yards in Single Game (10/26/14 vs. Indianapolis)	522	1st
Career Completions	5,274	1st
Career Attempts	8,120	1st
Career Passing Yards	62,607	1st
Career Completion Pct.	64.5	1st
Career Passing Yards/Attempts	7.7	1st
Career QB Rating	93.9	1st
Career 300-yard Passing Games (reg and postseason)	73	1st
Career Games w/ 30+ Completions (reg and postseason)	36	1st
Career Games w/ 100.0+ Passer Rating (reg and postseason)	105	1st
Career Perfect Passer Rating Games (158.3) **	4	1st
Career QB Rating in 4th Qtr. *	93.3	1st
Career Touchdown Passes in 4th Quarter	112	1st
Career Touchdown Passes in Final 2 mins./game *	23	1st
Consecutive Reg. Gms. w/ At Least One TD Pass (2012-Week 1 of 2014)	30	1st
Games Played by Rookie QB (2004)	14	1st
Passing Attempts by Rookie QB (2004)	295	1st
Pass Completions by Rookie QB (2004)	196	1st
Passing Yards by Rookie QB (2004)	2,621	1st
Passing TDs by Rookie QB (2004)	17	1st
Rushing Attempts by Rookie QB (2004)	56	1st
Rushing Yards by Rookie QB (2004)	144	1st
Completion Pct. by Rookie QB (2004) **	66.4	1st
Passer Rating by Rookie QB (2004) **	98.1	1st
Comp. %/Single Game by Rookie QB (10/17/04 vs. Dal.) **	84.0	1st
Consecutive Wins to Start Career (2004) **	13	1st
Total Wins by Rookie QB (2004) **	13	1st
Passing TDs in Single Game (10/26/14 vs. Ind. and 11/2/14 vs. Bal.)	6	1st
Single-Game TD Passes at Heinz Field (10/26/14 vs. Ind. and 11/2/14 vs. Bal.)	6	1st
Passing TDs in Back-to-Back Games **	12	1st
Total Wins When Throwing for 300-plus Yards	38	1st
Seasons w/ 25+ Passing TDs (2007, '09, '12-14, '16-18, '20)	9	1st
Career Wins (Regular Season)	161	1st
Career TD Passes (indoors)	38	1st
Career Touchdown Passes in Dec./Jan.	112	1st
Single-Game TD Passes on MNF (11/5/07 vs. Bal.) **	5	T-1st
Consecutive Passes Completed (11/26/07 vs. Miami)	15	T-1st
Career Winning Pct.	.673	2nd
Career Rushing Yards (by QB)	1,374	3rd
Career Rushing Touchdowns (by QB)	19	3rd

* Since 1991 ** NFL Record



MOST REGULAR-SEASON WINS BY A HEAD COACH-QUARTERBACK IN NFL HISTORY

RANK	DUO	WINS
1.	Bill Belichick-Tom Brady	219
2.	Sean Payton-Drew Brees	141
3.	Mike Tomlin-Ben Roethlisberger	132
4.	Don Shula-Dan Marino	116
5.	Chuck Noll-Terry Bradshaw	107

STARTING IN STYLE

- QB **Ben Roethlisberger** owns a 161-78-1 (.673) regular-season record as a starting quarterback.
- His 161 regular-season victories as a starting quarterback are a franchise record and rank fifth in NFL history.
- His .673 regular-season winning percentage as a starting quarterback is second-highest in franchise history and ranks fifth in NFL history (min. 150 games started).

BEST STARTING RECORD AMONG QUARTERBACKS IN NFL HISTORY (MIN. 150 GAMES STARTED)

RANK	PLAYER	W	L	T	PCT.
1.	Tom Brady	236	72	0	.766
2.	Joe Montana	117	47	0	.713
3.	Peyton Manning	186	79	0	.702
4.	Terry Bradshaw	107	51	0	.677
5.	Ben Roethlisberger	161	78	1	.673
	Aaron Rodgers	134	65	1	.673
7.	Russell Wilson	100	50	1	.666
8.	John Elway	148	82	1	.643
9.	Jim Kelly	101	59	0	.631
10.	Brett Favre	186	112	0	.624

- Roethlisberger earned 117 wins in his first 175 regular-season starts, which is the second-most by an NFL QB in NFL history through 175 starts (Tom Brady, 136).
- Roethlisberger made his 150th career regular-season start in Week 8 vs. Indianapolis in 2014 to become the fourth quarterback in NFL history to record 100 wins in their first 150 regular-season starts (Tom Brady, 116; Joe Montana, 108; Terry Bradshaw, 102).
- Roethlisberger registered his 90th career win in his 135th career start, becoming the fifth-fastest quarterback who began their career in the Super Bowl era to reach 90 wins.
- Roethlisberger earned his 130th win as a starting quarterback in his 192nd start in Week 10 of 2017 at Indianapolis to mark the third-fewest starts in NFL history to win 130 games (Tom Brady, 168; Peyton Manning, 189).

THIRD-FASTEST TO NO. 160

- With a win at Cleveland in Week 8, QB **Ben Roethlisberger** became the fifth quarterback in NFL history to record 160 regular-season wins as a starter.
- Roethlisberger joined Peyton Manning, Brett Favre, Drew Brees and Tom Brady as the only quarterbacks in NFL history with at least 160 regular-season wins as a starting quarterback.
- Roethlisberger registered his 160th career win in his 238th career start, becoming the third-fastest quarterback to reach 160 wins in NFL history.

FEWEST STARTS TO 160 CAREER VICTORIES

RANK	PLAYER	STARTS
1.	Tom Brady	206
2.	Peyton Manning	230
3.	Ben Roethlisberger	238
4.	Brett Favre	253
5.	Drew Brees	270

WINNING NO. 150

- QB **Ben Roethlisberger** became the fifth quarterback in NFL history to record 150 regular-season wins as a starter during the Steelers' Week 7 win against Tennessee (27-24) in 2020.
- Roethlisberger joined Peyton Manning, Brett Favre, Drew Brees and Tom Brady as the only quarterbacks in NFL history with at least 150 regular-season wins as a starting quarterback.

MOST REGULAR-SEASON WINS AS A STARTING QUARTERBACK

RANK	PLAYER	WINS
1.	Tom Brady	236
2.	Brett Favre	186
	Peyton Manning	186
4.	Drew Brees	172
5.	Ben Roethlisberger	161
6.	John Elway	148
7.	Dan Marino	147
8.	Philip Rivers	134
	Aaron Rodgers	134
10.	Fran Tarkenton	124

CONTROLLING THE NORTH

- QB **Ben Roethlisberger** is 63-20-1 (.756) as a starter in the regular season against AFC North opponents during his career, including a 4-1 mark in 2020.
- Roethlisberger has finished with a .500 or above record against AFC North opponents during the regular season in 15 of his 17 NFL seasons, including winning at least five games in five campaigns.

ROETHLISBERGER VS. AFC NORTH AS A STARTER

SEASON	RECORD	SEASON	RECORD
2021	1-1	2012	2-1
2020	4-1	2011	4-2
2019	-	2010	5-0
2018	4-1-1	2009	2-3
2017	5-0	2008	6-0
2016	4-1	2007	5-0
2015	2-2	2006	3-3
2014	4-2	2005	3-1
2013	4-2	2004	5-0
2012	2-1		

- In his 84 career games versus division opponents, Roethlisberger has posted a perfect passer rating once (11/5/07 vs. Baltimore) and 25 times has recorded a passer rating of over 100.0.

- The following is a look at his statistics against the AFC North in his 83 games as a starter.

ROETHLISBERGER STATISTICS VS. AFC NORTH

CATEGORY	STATISTIC
Record	63-20-1
Completion Pct. (Comp.-Att.)	62.3 (1,777-2,853)
Passing Yards	21,067
Passing Touchdowns	128
Interceptions	78
Passer Rating	88.3

- The following is a look at Roethlisberger's career statistics against AFC North opponents as a starter at home compared to the road.

ROETHLISBERGER STATISTICS VS. AFC NORTH (HOME/AWAY)

CATEGORY	HOME	AWAY
Record	33-9	30-11-1
Completion Pct. (Comp.-Att.)	63.1 (888-1,408)	61.5 (889-1,445)
Passing Yards	10,856	10,211
Passing Touchdowns	74	54
Interceptions	43	35
Passer Rating	91.6	85.2

BACK HOME IN OHIO

- QB **Ben Roethlisberger** is from Findlay, Ohio, and played collegiately at Miami (Ohio), so it is no wonder he feels at home while playing at Cincinnati or Cleveland.
- Including the postseason, Roethlisberger is a combined 26-5-1 (.828) in games played in Ohio (Paul Brown Stadium, 14-3; FirstEnergy Stadium, 12-2-1).
- Roethlisberger is one of two quarterbacks in NFL history to record at least 24 regular-season wins against multiple opponents since the 1970 AFL-NFL merger (24, Cincinnati; 24, Cleveland).
- Roethlisberger joined Tom Brady (32, Buffalo; 29, Jets; 24, Miami).

MOST TOTAL WINS VS. ANY SINGLE OPPONENT BY STARTING QB SINCE 1970 AFL-NFL MERGER

RANK	PLAYER	OPP.	RECORD	YEARS
1.	Tom Brady	Bills	32 (32-3)	2001-21
2.	Tom Brady	Jets	29 (29-6)	2001-21
3.	Brett Favre	Lions	26 (26-9)	1992-2010
4.	Ben Roethlisberger	Bengals	24 (24-9)	2004-21
	Ben Roethlisberger	Browns	24 (24-2-1)	2004-21
	Tom Brady	Dolphins	24 (24-12)	2001-21
7.	Brett Favre	Bears	23 (23-13)	1992-2010
8.	Dan Marino	Colts	22 (22-11)	1983-99
9.	Aaron Rodgers	Bears	21 (21-5)	2008-21
10.	John Elway	Seahawks	20 (20-9)	1984-98
	John Elway	Chargers	20 (20-10)	1983-98
	Drew Brees	Buccaneers	20 (20-10)	2004-20

- Below is Roethlisberger's passing stats for games at Cincinnati and Cleveland.

ROETHLISBERGER IN GAMES PLAYED IN OHIO

	GP	ATT.	CMP.	PCT.	YDS	TD	INT	RAT.
Cincinnati	18	570	370	64.9	4,354	25	11	94.6
Cleveland	15	476	288	60.5	3,499	20	11	87.5
Total	33	1,046	658	62.9	7,853	45	22	91.4

BEN AMONG THE ALL-TIME BEST

- QB **Ben Roethlisberger** ranks in the top 10 in NFL history in games (tied for eighth, 242), starts (tied for fifth, 240), pass yards (sixth, 62,607), pass completions (sixth, 5,274), pass attempts (sixth, 8,181) and TD passes (eighth, 409).
- Roethlisberger ranks in the top six in NFL history with one franchise in games (tied for third, 242), starts (tied for third, 240), pass yards (third, 62,607), pass completions (fourth, 5,274), pass attempts (fifth, 8,181) and TD passes (sixth, 409).
- Roethlisberger also ranks in the top 10 in NFL history in pass yards/attempt (fifth, 7.65, min. 5,000 pass attempts) and passer rating (seventh, 93.9, min. 5,000 pass attempts).

MOST PASSING YARDS IN NFL HISTORY

RANK	PLAYER	YDS
1.	Tom Brady	82,074
2.	Drew Brees	80,358
3.	Peyton Manning	71,940
4.	Brett Favre	71,838
5.	Philip Rivers	63,440
6.	Ben Roethlisberger	62,607
7.	Dan Marino	61,361
8.	Matt Ryan	58,194
9.	Eli Manning	57,023
10.	Aaron Rodgers	53,816

MOST PASSING YARDS WITH ONE FRANCHISE IN NFL HISTORY

RANK	PLAYER. TEAM	YDS
1.	Tom Brady, New England	74,571
2.	Drew Brees, New Orleans	68,010
3.	Ben Roethlisberger, Pittsburgh	62,607
4.	Brett Favre, Green Bay	61,655
5.	Dan Marino, Miami	61,361
6.	Philip Rivers, L.A. Chargers	59,271
7.	Eli Manning, N.Y. Giants	57,023
8.	Matt Ryan, Atlanta	58,194
9.	Peyton Manning, Indianapolis	54,828
10.	Aaron Rodgers, Green Bay	53,816

MOST TOUCHDOWN PASSES IN NFL HISTORY

RANK	PLAYER	TDS
1.	Tom Brady	608
2.	Drew Brees	571
3.	Peyton Manning	539
4.	Brett Favre	508
5.	Aaron Rodgers	433
6.	Philip Rivers	421
7.	Dan Marino	420
8.	Ben Roethlisberger	409
9.	Eli Manning	366
10.	Matt Ryan	362

MOST TOUCHDOWN PASSES WITH ONE FRANCHISE IN NFL HISTORY

RANK	PLAYER. TEAM	TDS
1.	Tom Brady, New England	541
2.	Drew Brees, New Orleans	491
3.	Brett Favre, Green Bay	442
4.	Aaron Rodgers, Green Bay	433
5.	Dan Marino, Miami	420
6.	Ben Roethlisberger, Pittsburgh	409
7.	Peyton Manning, Indianapolis	399
8.	Philip Rivers, L.A. Chargers	397
9.	Eli Manning, N.Y. Giants	366
10.	Matt Ryan, Atlanta	362

MOST PASS COMPLETIONS IN NFL HISTORY

RANK	PLAYER	CMP
1.	Drew Brees	7,142
2.	Tom Brady	7,032
3.	Brett Favre	6,300
4.	Peyton Manning	6,125
5.	Philip Rivers	5,277
6.	Ben Roethlisberger	5,274
7.	Matt Ryan	5,104
8.	Dan Marino	4,967
9.	Eli Manning	4,895
10.	Aaron Rodgers	4,504

MOST PASS COMPLETIONS WITH ONE FRANCHISE IN NFL HISTORY

RANK	PLAYER. TEAM	CMP
1.	Tom Brady, New England	6,377
2.	Drew Brees, New Orleans	6,017
3.	Brett Favre, Green Bay	5,377
4.	Ben Roethlisberger, Pittsburgh	5,274
5.	Matt Ryan, Atlanta	5,104
6.	Dan Marino, Miami	4,967
7.	Philip Rivers, L.A. Chargers	4,908
8.	Eli Manning, N.Y. Giants	4,895
9.	Peyton Manning, Indianapolis	4,682
10.	Aaron Rodgers, Green Bay	4,504

MOST PASS ATTEMPTS IN NFL HISTORY

RANK	PLAYER	ATT
1.	Tom Brady	10,975
2.	Drew Brees	10,551
3.	Brett Favre	10,169
4.	Peyton Manning	9,381
5.	Dan Marino	8,358
6.	Ben Roethlisberger	8,181
7.	Philip Rivers	8,134
8.	Eli Manning	8,120
9.	Matt Ryan	7,793
10.	John Elway	7,250

MOST PASS ATTEMPTS WITH ONE FRANCHISE IN NFL HISTORY

RANK	PLAYER. TEAM	ATT
1.	Tom Brady, New England	9,988
2.	Brett Favre, Green Bay	8,754
3.	Drew Brees, New Orleans	8,742
4.	Dan Marino, Miami	8,358
5.	Ben Roethlisberger, Pittsburgh	8,181
6.	Eli Manning, N.Y. Giants	8,120
7.	Matt Ryan, Atlanta	7,793
8.	Philip Rivers, L.A. Chargers	7,591
9.	John Elway, Denver	7,250
10.	Peyton Manning, Indianapolis	7,211

MOST GAMES PLAYED BY QB IN NFL HISTORY

RANK	PLAYER	GP
1.	Tom Brady	310
2.	Brett Favre	302
3.	Drew Brees	287
4.	Peyton Manning	266
5.	Earl Morrall	255
6.	Fran Tarkenton	246
7.	Philip Rivers	244
8.	Ben Roethlisberger	242
	Dan Marino	242
10.	Eli Manning	236

MOST GAMES PLAYED BY QB WITH ONE TEAM IN NFL HISTORY

RANK	PLAYER. TEAM	GP
1.	Tom Brady, New England Patriots	285
2.	Brett Favre, Green Bay Packers	255
3.	Ben Roethlisberger, Pittsburgh Steelers	242
	Dan Marino, Miami Dolphins	242
5.	Eli Manning, N.Y. Giants	236

MOST GAMES STARTED BY QB IN NFL HISTORY

RANK	PLAYER	GS
1.	Tom Brady	308
2.	Brett Favre	298
3.	Drew Brees	286
4.	Peyton Manning	265
5.	Ben Roethlisberger	240
	Dan Marino	240
	Philip Rivers	240
8.	Fran Tarkenton	239
9.	Eli Manning	234
10.	John Elway	231

MOST GAMES STARTED BY QB WITH ONE TEAM IN NFL HISTORY

RANK	PLAYER	GS
1.	Tom Brady, New England Patriots	283
2.	Brett Favre, Green Bay Packers	253
3.	Ben Roethlisberger, Pittsburgh Steelers	240
	Dan Marino, Miami Dolphins	240
5.	Eli Manning, N.Y. Giants	234

HIGHEST PASSING YARDS PER ATTEMPT LEADERS IN NFL HISTORY
(MIN. 5,000 ATT.)

RANK	PLAYER	YDS/ATT.
1.	Philip Rivers	7.80
2.	Aaron Rodgers	7.78
3.	Dan Fouts	7.68
4.	Peyton Manning	7.67
5.	Ben Roethlisberger	7.65
6.	Drew Brees	7.62
7.	Joe Montana	7.52
8.	Tom Brady	7.48
9.	Matt Ryan	7.47
10.	Dan Marino	7.34

HIGHEST PASSER RATING IN NFL HISTORY (MIN. 5,000 ATT.)

RANK	PLAYER	RTG.
1.	Aaron Rodgers	104.1
2.	Drew Brees	98.7
3.	Tom Brady	97.6
4.	Peyton Manning	96.4
5.	Philip Rivers	95.2
6.	Matt Ryan	94.3
7.	Ben Roethlisberger	93.9
8.	Joe Montana	92.3
9.	Matthew Stafford	90.8
10.	Carson Palmer	87.9

BIG BEN, BIG COMEBACKS

- In Pittsburgh's 29-27 victory over Chicago in Week 9, when the Bears took a one-point lead (27-26) late in the fourth quarter, QB **Ben Roethlisberger** rallied the Steelers from a tie or deficit in the fourth quarter for the 50th time in his career and the fourth time in 2021 (Week 1 at Buffalo, Week 6 vs. Seattle, Week 8 at Cleveland and Week 9 vs. Chicago), which is a franchise record and ranks tied for third in NFL history.

MOST GAMEWINNING DRIVES IN NFL HISTORY

RANK	PLAYER	GWD
1.	Peyton Manning	54
2.	Drew Brees	53
3.	Ben Roethlisberger	50
	Tom Brady	50
5.	Dan Marino	47

MOST GAMEWINNING DRIVES IN 2021

RANK	PLAYER	GWD
1.	Justin Herbert	5
2.	Ben Roethlisberger	4
	Lamar Jackson	4
4.	Matt Ryan	3
	Ryan Tannehill	3
	Kirk Cousins	3
	Taylor Heinicke	3

MOST GAMEWINNING DRIVES SINCE 2020

RANK	PLAYER	GWD
1.	Ryan Tannehill	9
2.	Ben Roethlisberger	8
	Justin Herbert	8
4.	Derek Carr	7
5.	Matthew Stafford	6
	Kirk Cousins	6

- Roethlisberger has led the Steelers to an offensive scoring drive in the fourth quarter with the team trailing by one score to either tie or take the lead three times in 2021 (Week 6 vs. Seattle, Week 8 at Cleveland and Week 9 vs. Chicago) and 38 times in his career, which is a franchise record and third in NFL history.

MOST 4TH QUARTER COMEBACKS IN NFL HISTORY

RANK	PLAYER	4QC
1.	Peyton Manning	43
2.	Tom Brady	41
3.	Ben Roethlisberger	38
4.	Drew Brees	36
5.	Johnny Unitas	34

MOST 4TH QUARTER COMEBACKS IN 2021

RANK	PLAYER	4QC
1.	Justin Herbert	5
2.	Lamar Jackson	4
3.	Ben Roethlisberger	3
	Ryan Tannehill	3
	Matt Ryan	3

MOST 4TH QUARTER COMEBACKS SINCE 2020

RANK	PLAYER	4QC
1.	Ryan Tannehill	8
2.	Ben Roethlisberger	7
	Justin Herbert	6
4.	Tom Brady, Lamar Jackson	5
	Matthew Stafford, Patrick Mahomes	5

- Roethlisberger picked up his 62nd victory (regular-season and postseason) and third in 2021 (Week 6 vs. Seattle, Week 8 at Cleveland and Week 9 vs. Chicago) in games decided by six points or less.
- Pittsburgh improved to 62-37-1 (.625) in games decided by six points or less with him under center.
- Roethlisberger's 62 victories (regular-season and postseason) in games decided by six points or less with him under center is tied for second-most in NFL history.

MOST QB VICTORIES IN GAMES DECIDED BY SIX POINTS OR LESS

RANK	PLAYER	WINS
1.	Tom Brady	68
2.	Ben Roethlisberger	62
	Drew Brees	62
4.	Peyton Manning	58
	Brett Favre	58
	John Elway	58

- Roethlisberger's .625 win percentage (regular-season and postseason) in games decided by six points or less with him under center is the third-highest in NFL history.

HIGHEST QB WIN PERCENTAGE IN GAMES DECIDED BY SIX POINTS OR LESS (MIN. 50 GAMES STARTED)

RANK	PLAYER	PCT.
1.	Tom Brady	68-29 (.701)
2.	Ryan Tannehill	33-19 (.635)
3.	Ben Roethlisberger	62-37-1 (.625)
4.	Jim Kelly	40-25 (.615)
5.	Jay Cutler	37-24 (.607)

NINE TIMES, NINE TIMES

- Roethlisberger has thrown 25 or more TD passes nine times over his 17-year career. The nine 25+ TD passing seasons are tied for the seventh-most since the 1970 AFL-NFL merger.

25+ TD PASS SEASONS

RANK	PLAYER	SEASONS
1.	Peyton Manning	16
2.	Tom Brady	16
	Drew Brees	14
4.	Brett Favre	11
	Philip Rivers	11
	Aaron Rodgers	11
7.	Ben Roethlisberger	9
	Matt Ryan	9
9.	Dan Marino	7
	Russell Wilson	7
	Tony Romo	7
	Eli Manning	7

- Roethlisberger has thrown 30 or more TD passes four times over his 17-year career. The four 30+ TD passing seasons are tied for the eighth-most since the 1970 AFL-NFL merger.

30+ TD PASS SEASONS

RANK	PLAYER	SEASONS
1.	Drew Brees	10
2.	Peyton Manning	9
	Brett Favre	9
4.	Tom Brady	8
5.	Aaron Rodgers	7
6.	Philip Rivers	6
7.	Russell Wilson	5
8.	Ben Roethlisberger	4
	Dan Marino	4
	Tony Romo	4

- Roethlisberger has thrown for 3,000+ yards in 14 of his 17 seasons in the NFL. Only Tom Brady (18), Brett Favre (18), Drew Brees (16), Peyton Manning (16) and Philip Rivers (15) have registered more 3,000-yard passing seasons in NFL history.

3,000-YARD PASSING SEASONS

RANK	PLAYER	SEASONS
1.	Tom Brady	18
	Brett Favre	18
3.	Drew Brees	16
	Peyton Manning	16
5.	Philip Rivers	15
6.	Ben Roethlisberger	14
	Eli Manning	14
8.	Dan Marino	13
9.	John Elway	12
	Matt Ryan	12

SIX CAREER 450-YARD PASSING GAMES

- Roethlisberger has six career regular-season games with at least 450 passing yards - the most by any player in NFL history.

RANK	PLAYER	450-YARD GAMES
1.	Ben Roethlisberger	6
2.	Dak Prescott	5
3.	Dan Marino	4
4.	Drew Brees	3
	Peyton Manning	3
	Matt Schaub	3

FIRST TO 500x3

- QB **Ben Roethlisberger** became the first player in NFL history to register three regular-season 500-yard passing games during Week 14's 39-38 victory over Baltimore in 2017.

ROETH LISBERGER'S 500-YARD PASSING GAMES

GAME	A	C	PCT.	YDS	TD	INT	RAT.
Green Bay (12/20/09)	46	29	63.0	503	3	0	121.9
Indianapolis (10/26/14)	49	40	81.6	522	6	0	150.6
Baltimore (12/10/17)	44	66	66.7	506	2	0	99.7

BIG BEN ON THIRD DOWN

- In his 240 career starts, QB **Ben Roethlisberger** has been the one of the best passers in the NFL at moving the chains on third down. He has completed 1,378 passes on 2,233 attempts (61.7 pct.) for 17,509 yards and 133 TDs with 67 interceptions (93.5 passer rating).
- Roethlisberger ranks third in NFL history in passing first downs on third down (1,022), third in third-down completions, fourth in third-down pass yards, fifth in third-down attempts and sixth in third-down TD passes.
- Roethlisberger has 107 passing first downs on third down over the past two seasons, which ranks fourth in the NFL.

THIRD DOWN PASSING FIRST DOWNS SINCE 2020

RANK	PLAYER	PASSING FIRST DOWNS
1.	Justin Herbert	120
2.	Ben Roethlisberger	114
	Patrick Mahomes	114
4.	Matt Ryan	112
5.	Aaron Rodgers	102

BIG BEN, BIG GAMES

- QB **Ben Roethlisberger** has registered 132 career multi-TD pass games (regular-season and postseason), which is a franchise record, eighth in NFL history and seventh in League history with one franchise.

MOST MULTI-TD PASS GAMES IN NFL HISTORY

RANK	PLAYER	GAMES
1.	Tom Brady	220
2.	Drew Brees	186
3.	Peyton Manning	175
4.	Brett Favre	174
5.	Aaron Rodgers	151
6.	Philip Rivers	147
7.	Dan Marino	137
8.	Ben Roethlisberger	132
9.	Matt Ryan	120
10.	Eli Manning	114

MOST MULTI-TD PASS GAMES WITH ONE FRANCHISE IN NFL HISTORY

RANK	PLAYER	GAMES
1.	Tom Brady, New England	196
2.	Drew Brees, New Orleans	160
3.	Brett Favre, Green Bay	155
4.	Aaron Rodgers, Green Bay	151
5.	Philip Rivers, San Diego Chargers	139
6.	Dan Marino, Miami Dolphins	137
7.	Ben Roethlisberger, Pittsburgh Steelers	132
8.	Peyton Manning, Indianapolis	129
9.	Matt Ryan, Atlanta Falcons	120
10.	Eli Manning, N.Y. Giants	114

- QB **Ben Roethlisberger** has registered three of more passing TDs in 58 career games (regular-season and postseason), which is a franchise record, eighth in NFL history and eighth in League history with one franchise.

MOST 3+ TD PASS GAMES IN NFL HISTORY

RANK	PLAYER	GAMES
1.	Tom Brady	111
2.	Drew Brees	102
3.	Peyton Manning	99
4.	Aaron Rodgers	86
5.	Brett Favre	78
6.	Dan Marino	67
7.	Philip Rivers	64
8.	Ben Roethlisberger	58
9.	Eli Manning	51
10.	Matt Ryan	50

MOST 3+ TD PASS GAMES WITH ONE FRANCHISE IN NFL HISTORY

RANK	PLAYER	GAMES
1.	Tom Brady, New England	97
2.	Drew Brees, New Orleans	94
3.	Aaron Rodgers, Green Bay	86
4.	Peyton Manning, Indianapolis	69
5.	Brett Favre, Green Bay	68
6.	Dan Marino, Miami Dolphins	67
7.	Philip Rivers, San Diego Chargers	61
8.	Ben Roethlisberger, Pittsburgh Steelers	58
9.	Eli Manning, N.Y. Giants	51
10.	Matt Ryan, Atlanta Falcons	50

- QB **Ben Roethlisberger** has registered a passer rating of 100.0 or higher in 105 career games (regular-season and postseason), which is a franchise record, seventh in NFL history and fifth in League history with one franchise.

MOST GAMES WITH 100.0+ PASSER RATING IN NFL HISTORY

RANK	PLAYER	GAMES
1.	Tom Brady	166
2.	Drew Brees	149
3.	Aaron Rodgers	122
4.	Peyton Manning	118
	Brett Favre	118
6.	Philip Rivers	115
7.	Ben Roethlisberger	105
8.	Matt Ryan	97
9.	Russell Wilson	87
10.	Joe Montana	82

MOST GAMES WITH 100.0+ PASSER RATING WITH ONE FRANCHISE IN NFL HISTORY

RANK	PLAYER	GAMES
1.	Tom Brady, New England	148
2.	Drew Brees, New Orleans	131
3.	Aaron Rodgers, Green Bay	122
4.	Philip Rivers, San Diego Chargers	107
5.	Ben Roethlisberger, Pittsburgh Steelers	105
6.	Brett Favre, Green Bay	100
7.	Matt Ryan, Atlanta Falcons	97
8.	Russell Wilson, Seattle Seahawks	87
	Peyton Manning, Indianapolis Colts	87
10.	Dan Marino, Miami Dolphins	72

THE 5,000 AND 60,000 CLUB

- QB **Ben Roethlisberger** became the seventh quarterback in NFL history – first in team history – to reach 60,000 career passing yards in regular-season games.
- Roethlisberger accomplished the feat in Week 15 of 2020 at Cincinnati.
- Roethlisberger also became the sixth quarterback in NFL history to complete at least 5,000 pass attempts (also in the Cincinnati game).
- Roethlisberger, Peyton Manning and Tom Brady are the only quarterbacks in NFL history that have thrown for 60,000 yards and won at least two Super Bowls.

BEN GOING OVER 90

- QB **Ben Roethlisberger** threw his fourth career TD of 94+ yards in Week 12 at Denver in 2018, becoming the first quarterback in NFL history with four TD passes of 94+ yards and the only in NFL history with four TD throws of 90+ yards.
- Roethlisberger's 97-yard connections, (Oct. 29, 2017 at Detroit and Nov. 25, 2018 at Denver) with WR **Julu Smith-Schuster** are the longest passing plays in franchise history and tie as the longest offensive play in franchise record books.

135 IN FIRST 200

- QB **Ben Roethlisberger** earned 135 regular-season wins in his first 200 career starts, which is the third-most wins by a quarterback in NFL history in their first 200 starts.

MOST REGULAR-SEASON WINS AS A STARTING QB IN FIRST 200 STARTS

RANK	PLAYER	WINS
1.	Tom Brady	155
2.	Peyton Manning	136
3.	Ben Roethlisberger	135
4.	Brett Favre	132
5.	Dan Marino	125

TOP OF THE STEELERS CHARTS

- QB **Ben Roethlisberger** holds nearly every passing record in Pittsburgh Steelers franchise history.
- Roethlisberger's 62,607 passing yards, 409 passing TDs and 5,274 completions are tops in the team's record books.

STEELERS ALL-TIME PASSING YARDAGE LEADERS

RANK	PLAYER. YEARS	CMP-ATT	YDS
1.	Ben Roethlisberger, 2004-21	5,274-8,840	62,607
2.	Terry Bradshaw, 1970-83	2,025-3,901	27,989
3.	Kordell Stewart, 1995-2002	1,190-2,107	13,328

STEELERS ALL-TIME PASSING TDS LEADERS

RANK	PLAYER. YEARS	GP	TDS
1.	Ben Roethlisberger, 2004-21	242	409
2.	Terry Bradshaw, 1970-83	168	212
3.	Kordell Stewart, 1995-2002	113	70

STEELERS ALL-TIME PASS COMPLETIONS LEADERS

RANK	PLAYER. YEARS	GP	CMP
1.	Ben Roethlisberger, 2004-21	242	5,274
2.	Terry Bradshaw, 1970-83	168	2,025
3.	Kordell Stewart, 1995-2002	113	1,190

BEN'S CAREER GAME

- QB **Ben Roethlisberger** set single-game Steelers franchise records in a 51-34 win over Indianapolis in Week 8 of 2014 with 40 pass completions, 522 passing yards and six passing TDs.
- Roethlisberger's 522 passing yards tied as the fourth-most in an NFL game.

MOST SINGLE-GAME PASSING YARDS IN NFL HISTORY

RANK	PLAYER	YDS
1.	Norm Van Brocklin, L.A. Rams, 9/28/1951	554
2.	Matt Schaub, Atlanta, 11/18/2012	527
	Warren Moon, Houston Oilers, 12/16/1990	527
4.	Ben Roethlisberger, Pittsburgh, 10/26/2014	522
	Boomer Esiason, Cincinnati, 11/10/1996	522

HITTING 3,000 IN 13 STRAIGHT SEASONS

- QB **Ben Roethlisberger** extended his consecutive seasons of throwing for 3,000 yards to 13 during Week 11's game at the Jacksonville Jaguars in 2018.
- Roethlisberger is one of six players in NFL history to have recorded at least 10 consecutive 3,000-passing yard seasons.
- Roethlisberger's 14 seasons with 3,000 or more pass yards rank tied for fourth in NFL history.

SEASONS WITH 3,000 PASS YARDS IN NFL HISTORY

RANK	PLAYER	SEASONS
1.	Brett Favre	18 (1992-2009)
2.	Peyton Manning	16 (1998-2014)
	Drew Brees	16 (2004-19)
4.	Ben Roethlisberger	14 (2006-18, '20)
	Eli Manning	14 (2005-18)
	Philip Rivers	14 (2006-18)

15 IN FIRST 15

- QB **Ben Roethlisberger** threw three TDs in Week 11 of 2017 vs. Tennessee to increase his season total to 16, which broke a tie with Peyton Manning to set the longest streak of 15 TD campaigns to start an NFL career.
- In Week 9 of 2018, Roethlisberger threw a scoring pass to WR Antonio Brown, giving him 15 TD passes on the season. It marked the 15th consecutive year to open his NFL career with at least 15 TD passes.

MOST CONSECUTIVE SEASONS WITH 15+ TD PASSES TO OPEN NFL CAREER

RANK	PLAYER. YEARS	SEASONS
1.	Ben Roethlisberger, 2004-18	15
2.	Peyton Manning, 1998-2010	13
3.	Jim Kelly, 1986-95	10
4.	Dan Marino, 1983-92	10
5.	Fran Tarkenton, 1961-70	10

NAJEE HARRIS(ING) OPPOSING DEFENSES

- RB **Najee Harris** leads NFL rookie running backs in carries (188), rushing yards (685), rushing TDs (five), total TDs (seven), first downs by rush (40), touches (237), targets (62), receptions (49), receiving yards (337), total first downs gained (56) and yards from scrimmage (1,022).
- Harris ranks tied for first overall in the NFL in touches (237), and he has yet to fumble. No player in the League has as many touches without a fumble in 2021.

MOST TOUCHES IN THE NFL WITHOUT A FUMBLE IN 2021

RANK	PLAYER	TOUCHES
1.	Najee Harris	237
2.	Alvin Kamara	178
3.	Darrell Henderson	149
4.	Darrel Williams	132
5.	Eli Mitchell	125

- Harris ranks among the top 10 running backs in carries (3rd), rushing yards (7th), rushing TDs (t-10th), total TDs (t-7th), first downs by rush (5th), touches (t-1st), targets (2nd), receptions (2nd), receiving yards (6th), total first downs gained (4th) and yards from scrimmage (3rd).
- His 685 rushing yards are the second-most by a rookie running back through 10 games in franchise history.

MOST RUSHING YARDS BY ROOKIE RB AFTER 10 GAMES IN FRANCHISE HISTORY

RANK	PLAYER	YDS
1.	Franco Harris, 1972	730
2.	Najee Harris, 2021	685
3.	Le'Veon Bell, 2013	589
4.	Bam Morris, 1994	579
5.	Tim Worley, 1989	353

- His 1,022 yards from scrimmage are the most by a rookie running back through 10 games in franchise history.

MOST YARDS FROM SCRIMMAGE BY ROOKIE RB AFTER 10 GAMES IN FRANCHISE HISTORY

RANK	PLAYER	YDS
1.	Najee Harris, 2021	1,022
2.	Le'Veon Bell, 2013	927
3.	Franco Harris, 1972	841
4.	Bam Morris, 1994	749
5.	Rich Erenberg, 1984	566

- His 49 receptions are the most by a rookie running back through 10 games in franchise history.

MOST RECEPTIONS BY ROOKIE RB AFTER 10 GAMES IN FRANCHISE HISTORY

RANK	PLAYER	REC.
1.	Najee Harris, 2021	49
2.	Le'Veon Bell, 2013	38
3.	Rich Erenberg, 1984	25
4.	Rodney Carter, 1987	16
5.	Bam Morris, 1994	14

- Harris is 10 games into his NFL career and has already registered two 100-yard rushing games and 100-yard receiving game.
- Harris is the first NFL rookie running back to register multiple 100-yard rushing games, and a 100-yard receiving game, in the same season since Washington's Roy Helu Jr. in 2011.
- Harris is the first running back in franchise history and 11th in NFL history to register multiple 100-yard rushing games, and a 100-yard receiving game, in the same season since 1949.

- Harris is the sixth rookie RB to accomplish the feat over the first nine weeks of the season, joining Tampa Bay's Warrick Dunn (Week 4 of 1997), Indianapolis' Marshall Faulk (Week 8 of 1994), Kansas City's Joe Delaney (Week 6 of 1981), San Diego Chargers' Don Woods (Week 8 of 1974) and San Francisco's Hugh McElhenny (Week 7 of 1952).
- Harris accomplished the feat in nine games, while Dunn did it in four games, Delaney in six, McElhenny in seven, and both Faulk and Woods in eight.

MULTIPLE 100-YARD RUSHING GAMES AND 100-YARD RECEIVING GAME IN ROOKIE SEASON BY RB SINCE 1949

PLAYER	100-YD RUSH	100-YD REC.	YEAR
Najee Harris, PIT	2	1	2021
Roy Helu Jr., WFT	3	1	2011
Leon Washington, NYJ	2	1	2006
Warrick Dunn, TB	5	1	1997
Marshall Faulk, IND	4	1	1994
Emmitt Smith, DAL	3	1	1990
Joe Delaney, KC	5	1	1981
Don Woods, SD	7	1	1974
Gale Sayers, CHI	3	1	1965
Sid Blanks, HOU	2	1	1964
Hugh McElhenny, SF	2	1	1952

- Harris rushed for 105 yards on 26 carries and added four catches for 28 yards vs. Detroit in Week 10.
- Harris rushed 23 times for 122 yards (5.3 yards/rush) and one TD vs. Denver in Week 5. His 122 yards rushing were the most by a Steeler since James Conner vs. Miami in Week 8 of 2019 (145).
- Harris is the fourth rookie in franchise history to register multiple 100-yard rushing games in a season and first since Bam Morris in 1994.

MOST 100-YD RUSHING GAMES BY ROOKIE RB IN FRANCHISE HISTORY

RANK	PLAYER, YEAR	GAMES
1.	Franco Harris, 1972	7
2.	Najee Harris, 2021	2
	Bam Morris, 1994	2
	Tim Worley, 1989	2
5.	Five players tied with	1

- Harris registered the first 100-yard rushing game for a Steeler since James Conner had 101 yards vs. Cleveland in Week 6 of 2020.
- Harris caught 14 passes for 102 yards and rushed for 40 yards on 14 carries vs. Cincinnati in Week 3.
- His 14 receptions are the most in franchise history by a running back and tied for the third-most in Steelers history by any player.

MOST RECEPTIONS BY RB IN SINGLE-GAME FRANCHISE HISTORY

RANK	PLAYER	REC.
1.	Najee Harris vs. Cincinnati, 9/26/2021	14
2.	Jaylen Samuels vs. Indianapolis, 11/3/2019	13
3.	Le'Veon Bell vs. Green Bay, 11/26/2017	12
4.	Franco Harris vs. Cincinnati, 9/19/1982	11
5.	Le'Veon Bell vs. New England, 10/23/2016	10
	Le'Veon Bell vs. Jacksonville, 10/8/2017	10

MOST RECEPTIONS IN SINGLE-GAME FRANCHISE HISTORY

RANK	PLAYER	REC.
1.	Antonio Brown vs. Oakland, 11/8/2015	17
2.	Antonio Brown vs. Denver, 12/20/2015	16
3.	Najee Harris vs. Cincinnati, 9/26/2021	14
	Antonio Brown vs. Dallas, 11/13/2016	14
	Antonio Brown at New Orleans, 12/23/2018	14
	Courtney Hawkins vs. Tennessee, 11/1/1998	14

- His 14 receptions are tied for the seventh-most in League history by a running back.

MOST RECEPTIONS IN SINGLE-GAME NFL HISTORY

RANK	PLAYER	REC.
1.	Clark Gaines vs. San Francisco, 9/21/1980	17
2.	William Andrews vs. Pittsburgh, 11/15/1981	15
	Austin Ekeler vs. Denver, 10/6/2019	15
	Alvin Kamara at Atlanta, 9/23/2018	15
	Christian McCaffrey at Indianapolis, 12/22/2019	15
	Ricky Young vs. New England, 12/16/1979	15
t-7.	Najee Harris vs. Cincinnati, 9/26/2021	14

- Harris' 14 catches are tied with Saquon Barkley (September 16, 2018) and Roy Helu (November 6, 2011) for the most receptions by a rookie running back in single-game NFL history.

MOST RECEPTIONS BY ROOKIE RB IN SINGLE-GAME NFL HISTORY

RANK	PLAYER	REC.
1.	Najee Harris vs. Cincinnati, 9/26/2021	14
	Saquon Barkley at Dallas, 9/16/2018	14
	Roy Helu vs. San Francisco, 9/26/2011	14
4.	LaDainian Tomlinson vs. Arizona, 11/25/2001	13
5.	Four players tied with	12

- Harris registered the sixth 100-yard receiving game by a running back in franchise history. It marked the first 100-yard receiving game by a running back since Le'Veon Bell vs. Cincinnati on Dec. 4, 2017.
- Harris is the fourth running back in franchise history to post a 100-yard receiving game.

MOST RECEIVING YARDS BY RB IN SINGLE-GAME FRANCHISE HISTORY

RANK	PLAYER	YDS
1.	Le'Veon Bell vs. New Orleans, 11/30/2014	159
2.	French Fuqua vs. Cleveland, 11/29/1970	116
3.	Le'Veon Bell at Cincinnati, 12/4/2017	106
4.	Isaac Redman at Tennessee, 10/11/2012	105
5.	Najee Harris vs. Cincinnati, 9/26/2021	102

FREIERMUTH, FLYING HIGH

- TE **Pat Freiermuth** leads NFL rookie tight ends in TD receptions (five), and also ranks second in targets (49), receptions (36), receiving yards (287), yards after the catch (132) and first downs gained (21).
- His five receiving TDs are more than the rest of the entire rookie TE class (four).
- His 36 receptions are the most by a rookie tight end through 10 games in franchise history.

MOST RECEPTIONS BY ROOKIE TE AFTER 10 GAMES IN FRANCHISE HISTORY

RANK	PLAYER	REC.
1.	Pat Freiermuth, 2021	36
3.	Dennis Hughes, 1970	24
2.	Heath Miller, 2005	26
4.	Eric Green, 1990	22
5.	Jesse James, 2015-16	16

- His 287 receiving yards are the second-most by a rookie tight end through 10 games in franchise history.

MOST RECEIVING YARDS BY ROOKIE TE AFTER 9 GAMES IN FRANCHISE HISTORY

RANK	PLAYER	YDS.
1.	Dennis Hughes, 1970	332
2.	Pat Freiermuth, 2021	287
3.	Heath Miller, 2005	248
4.	Eric Green, 1990	224
5.	Randy Grossman, 1974	136

- His five TD receptions are the third-most by a rookie tight end through 10 games in franchise history.

MOST TD RECEPTIONS BY ROOKIE TE AFTER 10 GAMES IN FRANCHISE HISTORY

RANK	PLAYER	TDS
1.	Eric Green, 1990	7
2.	Heath Miller, 2005	6
3.	Pat Freiermuth, 2021	5
4.	Dennis Hughes, 1970	3
	Matt Spaeth, 2007	3

- Freiermuth caught a 5-yard TD pass from QB **Ben Roethlisberger** with 4:23 remaining in the fourth quarter that tied the game 34-34 in Week 11 at Los Angeles.
- Freiermuth caught five passes for 43 yards, including a pair of TD receptions, in the Week 9 victory over Chicago.
- Freiermuth is the eighth tight end in the League with two TD catches in a game since 2011.
- Freiermuth is the first Steelers rookie tight end with two TD catches in a game since Heath Miller vs. Baltimore in Week 8 of 2005.
- Freiermuth is the fifth Steelers rookie TE with two or more TD catches in a game.

MOST TD RECEPTIONS BY ROOKIE TE IN SINGLE-GAME FRANCHISE HISTORY

RANK	PLAYER	TDS
1.	Eric Green at Denver, 10/14/1990	3
2.	Pat Freiermuth vs. Chicago, 11/8/2021	2
	Dennis Hughes vs. Cincinnati, 11/2/1970	2
	Eric Green vs. San Diego Chargers, 10/7/1990	2
	Heath Miller vs. Baltimore, 10/31/2005	2

STEELERS GROUND THE PASSING GAME

- Detroit QB Jared Goff completed just 56.0% of his passes (14-of-25) in Week 10. The Steelers have limited 15 opponents below a 60.0 completion percentage since 2020, which leads the NFL.

MOST GAMES WITH 60.0 OR LESS OPPONENT COMPLETION PERCENTAGE SINCE 2020

RANK	TEAM	GAMES
1.	Pittsburgh Steelers	15
2.	New Orleans Saints	14
3.	Buffalo Bills	13
4.	Arizona Cardinals	11
5.	Kansas City Chiefs	10

- Pittsburgh has limited 23 opponents below a 60.0 completion percentage since 2019, which leads the NFL.

MOST GAMES WITH 60.0 OR LESS OPPONENT COMPLETION PERCENTAGE SINCE 2019

RANK	TEAM	GAMES
1.	Pittsburgh Steelers	23
2.	New Orleans Saints	21
3.	New England Patriots	18
	Buffalo Bills	18
5.	Cleveland Browns	17
	Green Bay Packers	17
	Baltimore Ravens	17

- Detroit QB Jared Goff threw for just 114 yards in Week 10. Pittsburgh has now limited 10 opponents to 200 passing yards or less since 2020, which ranks tied for eighth in the NFL over the span.

MOST GAMES OF 200 PASSING YARDS ALLOWED OR LESS SINCE 2020

RANK	TEAM	GAMES
1.	San Francisco 49ers	14
	Carolina Panthers	14
3.	New England Patriots	13
4.	Buffalo Bills	12
	Arizona Cardinals	12
6.	L.A. Chargers	11
	L.A. Rams	11
8.	Pittsburgh Steelers and four teams tied with	10

- Pittsburgh has now limited 21 opponents to 200 passing yards or less since 2019, which ranks tied for third in the NFL over the span.

MOST GAMES OF 200 PASSING YARDS ALLOWED OR LESS SINCE 2019

RANK	TEAM	GAMES
1.	San Francisco 49ers	24
2.	New England Patriots	23
3.	Pittsburgh Steelers	21
	L.A. Chargers	21
	Buffalo Bills	21
	Carolina Panthers	21

- Pittsburgh limited the Lions to 77 net yards passing in Week 10, which is the fewest net passing yards by a Steelers' opponent in 2021 and fewest since Week 17 of 2018 when Cincinnati managed just 71 net yards passing.

STEELERS STALL THE GROUND GAME

- Pittsburgh limited Cleveland to just 96 yards rushing in Week 8. The Steelers have now held 39 opponents to 100 yards rushing or less since 2017, which ranks tied for seventh in the NFL over the span.
- The Browns' 96 yards rushing were their second-lowest total in a game this season (rushed for just 72 yards vs. Arizona in Week 6).

MOST GAMES OF 100 RUSH YARDS ALLOWED OR LESS SINCE 2018

RANK	TEAM	GAMES
1.	New Orleans Saints	47
2.	Tampa Bay Buccaneers	45
3.	Indianapolis Colts	43
4.	Buffalo Bills	40
	Tennessee Titans	40
	Baltimore Ravens	40
7.	Pittsburgh Steelers	39
	Denver Broncos	39
	Seattle Seahawks	39
10.	Chicago Bears	37
	Philadelphia Eagles	37

300: RISE OF AN EMPIRE

- Detroit managed just 306 yards of total offense in Week 10. The Steelers have now held 21 opponents to 306 total yards or less since 2019, which ranks tied for second in the NFL over the span.
- Pittsburgh has held 18 of its last 33 opponents to 306 yards of total offense or less (L.A. Rams, Cleveland, Cincinnati, Cleveland, Arizona, Buffalo, N.Y. Jets and Baltimore in 2019; N.Y. Giants, Houston, Cleveland, Tennessee, Jacksonville, Baltimore and Cincinnati in 2020; Cincinnati, Cleveland and Detroit in 2021).

MOST GAMES OF 306 YARDS ALLOWED OR LESS SINCE 2019

RANK	TEAM	GAMES
1.	San Francisco 49ers	23
2.	Pittsburgh Steelers	21
	Buffalo Bills	21
4.	Baltimore Ravens	18
	L.A. Rams	18
	Washington Football Team	18

STEELERS TAKEAWAYS

- Pittsburgh ranks second in the NFL with 74 takeaways since the start of the 2019 season.

NFL MOST TAKEAWAYS SINCE 2019

RANK	TEAM	TAKEAWAYS
1.	New England Patriots	79
2.	Pittsburgh Steelers	74
3.	Buffalo Bills	73
	Indianapolis Colts	73
5.	Tampa Bay Buccaneers	68
6.	Minnesota Vikings	65
7.	Seattle Seahawks	63
	New Orleans Saints	63
9.	L.A. Rams	60
	Tennessee Titans	60
	Kansas City Chiefs	60
	Miami Dolphins	60

- The Steelers have forced a turnover in 34 games since 2019, which ranks tied for ninth in the NFL in that span.

NFL MOST GAMES WITH AT LEAST ONE TAKEAWAY SINCE 2019

RANK	TEAM	GAMES
1.	Tampa Bay Buccaneers	36
	Indianapolis Colts	36
	New England Patriots	36
4.	Tennessee Titans	35
	Seattle Seahawks	35
	Minnesota Vikings	35
	Baltimore Ravens	35
	Miami Dolphins	35
9.	Pittsburgh Steelers	34
	Buffalo Bills	34
	Kansas City Chiefs	34

- Pittsburgh ranks tied for fourth in the NFL with 42 interceptions since the start of the 2019 season.

NFL MOST INTERCEPTIONS SINCE 2019

RANK	TEAM	INT
1.	New England Patriots	61
2.	Buffalo Bills	44
3.	Indianapolis Colts	43
4.	Pittsburgh Steelers	42
	New Orleans Saints	42
	Kansas City Chiefs	42

- Pittsburgh has forced multiple turnovers in 12 different games since 2020, which is tied for eighth in the NFL.
- Pittsburgh has recovered 29 opponent fumbles since the start of the 2019 season, which is the second-most in the NFL.

NFL MOST GAMES WITH MULTIPLE TAKEAWAYS SINCE 2020

RANK	TEAM	GAMES
1.	Indianapolis Colts	16
2.	Buffalo Bills	15
3.	Dallas Cowboys	14
4.	Tampa Bay Buccaneers	13
	L.A. Rams	13
	Arizona Cardinals	13
	Miami Dolphins	13
8.	Pittsburgh Steelers	12
	Green Bay Packers	12
	New England Patriots	12

- The Steelers have forced multiple turnovers in 25 games since 2019, which leads the NFL in that span (two more multiple takeaway games than any other team in the League).

NFL MOST GAMES WITH MULTIPLE TAKEAWAYS SINCE 2019

RANK	TEAM	GAMES
1.	Pittsburgh Steelers	25
2.	Indianapolis Colts	23
3.	Tampa Bay Buccaneers	21
	New England Patriots	21
5.	Buffalo Bills	20

- Pittsburgh has forced three or more turnovers in nine different games since 2019, which is tied for fourth in the NFL in that span.

MOST GAMES WITH THREE TAKEAWAYS SINCE 2019

RANK	TEAM	GAMES
1.	New Orleans Saints	12
	New England Patriots	12
3.	Indianapolis Colts	10
4.	Pittsburgh Steelers	9
	Buffalo Bills	9
	Tennessee Titans	9
	Arizona Cardinals	9

- Pittsburgh has forced four or more turnovers in five different games since 2019, which is tied for third in the NFL in that span.

MOST GAMES WITH FOUR TAKEAWAYS SINCE 2019

RANK	TEAM	GAMES
1.	Buffalo Bills	7
	New England Patriots	7
3.	Pittsburgh Steelers	5
	San Francisco 49ers	5
5.	Dallas Cowboys	4
	Tampa Bay Buccaneers	4
	Indianapolis Colts	4

NFL MOST FUMBLE RECOVERIES SINCE 2019

RANK	TEAM	FR
1.	Tampa Bay Buccaneers	31
2.	Pittsburgh Steelers	29
3.	Indianapolis Colts	28
4.	Arizona Cardinals	27
	Baltimore Ravens	27

- Pittsburgh ranks fifth in the NFL with 41 forced fumbles since the start of the 2019 season.

NFL MOST FORCED FUMBLES SINCE 2019

RANK	TEAM	FF
1.	Arizona Cardinals	46
2.	San Francisco 49ers	44
3.	Baltimore Ravens	43
4.	Tampa Bay Buccaneers	42
5.	Pittsburgh Steelers	41

BLITZBURGH

- Pittsburgh's NFL record streak of 75 consecutive regular-season games with a sack came to an end in Week 3 vs. Cincinnati.
- The Steelers' streak started on Nov. 6, 2016 at Baltimore.
- Pittsburgh's previous game that did not include a defensive sack came on Oct. 23, 2016 vs. New England.

STEELERS LONGEST STREAK OF CONSECUTIVE GAMES WITH AT LEAST 1 SACK

RANK	DATES	STRK
1.	Nov. 6, 2016 - Sept. 19, 2021	75
2.	Nov. 3, 2008 - Nov. 8, 2010	33
3.	Jan. 2, 2005 - Nov. 19, 2006	27
4.	Dec. 21, 1997 - Nov. 14, 1999	26
	Sept. 13, 1992 - Nov. 28, 1993	26

- The previous NFL record for consecutive games with at least 1.0 sack was 69 games by Tampa Bay (Oct. 10, 1999 to Nov. 9, 2003). Head coach **Mike Tomlin** was on the Buccaneers staff during the final three seasons of the streak.

LONGEST STREAK OF CONSECUTIVE GAMES WITH AT LEAST 1 SACK IN NFL HISTORY

RANK	TEAM (YEARS)	GAMES
1.	Pittsburgh Steelers (2016-2021)	75
2.	Tampa Bay Buccaneers (1999-2003)	69
3.	New Orleans Saints (1994-98)	60
	Washington Football Team (1984-87)	60
5.	Arizona Cardinals (2015-19)	59

- The Steelers have registered a sack in 82 of their last 83 games, dating back to Nov. 6, 2016 at Baltimore.
- Pittsburgh has recorded a sack in 206 of **Mike Tomlin's** 234 career games as head coach.

- Pittsburgh has registered at least 3.0 sacks in 17 games since 2020, which is the most in the NFL.

MOST GAMES WITH 3.0 SACKS SINCE 2020

RANK	TEAM	GAMES
1.	Pittsburgh Steelers	17
2.	L.A. Rams	16
	Arizona Cardinals	16
4.	Philadelphia Eagles	14
	Tampa Bay Buccaneers	14

- The Steelers have registered at least 3.0 sacks in 27 games since 2019, which is the most in the NFL.

MOST GAMES WITH 3.0 SACKS SINCE 2019

RANK	TEAM	GAMES
1.	Pittsburgh Steelers	27
2.	L.A. Rams	26
3.	Tampa Bay Buccaneers	22
	Green Bay Packers	22
	Arizona Cardinals	22

- Pittsburgh has recorded at least 4.0 sacks in 11 games since 2020, which is the most in the NFL.

MOST GAMES WITH 4.0 SACKS SINCE 2020

RANK	TEAM	GAMES
1.	Pittsburgh Steelers	11
2.	L.A. Rams	10
3.	Washington Football Team	9
4.	Tampa Bay Buccaneers	8
	Chicago Bears	8
	Arizona Cardinals	8

- Pittsburgh has recorded at least 4.0 sacks in 20 games since 2019, which is the most in the NFL.

MOST GAMES WITH 4.0 SACKS SINCE 2019

RANK	TEAM	GAMES
1.	Pittsburgh Steelers	20
2.	L.A. Rams	15
3.	Washington Football Team	14
4.	Tampa Bay Buccaneers	13
5.	Denver Broncos	12
	Chicago Bears	12
	Arizona Cardinals	12

STACKING UP SACKS

- The Steelers registered 56 sacks in 2020, which led the League. Pittsburgh has led the NFL in sacks in four straight seasons (2017-20). The Steelers are the first team in NFL history to accomplish the feat.
- The Steelers lead the NFL in sacks dating back to the start of each of the following seasons: 2020 (84), 2019 (138), 2018 (190), 2017 (246), 2016 (284), 2015 (332), 2014 (365) and 2013 (399).

NFL MOST SACKS SINCE 2019

RANK	TEAM	SACKS
1.	Pittsburgh Steelers	138
2.	L.A. Rams	132
3.	New Orleans Saints	119
4.	Tampa Bay Buccaneers	117
	Arizona Cardinals	117

NFL MOST SACKS SINCE 2018

RANK	TEAM	SACKS
1.	Pittsburgh Steelers	190
2.	L.A. Rams	173
3.	New Orleans Saints	168
4.	Arizona Cardinals	166
5.	Washington Football Team	159

NFL MOST SACKS SINCE 2017

RANK	TEAM	SACKS
1.	Pittsburgh Steelers	246
2.	L.A. Rams	221
3.	New Orleans Saints	210
4.	Arizona Cardinals	203
5.	Washington Football Team	201

- Pittsburgh has recorded 50+ sacks in each of the last four seasons (2017-20).
- The Steelers are the first team in the NFL to record 50 or more sacks in four consecutive seasons since the N.Y. Giants (1985-88).
- Pittsburgh is the eighth team to accomplish the feat since sacks became an official statistic in 1982.
- The four-year streak with 50 or more sacks ranks tied for fourth in NFL history.

NFL MOST CONSECUTIVE 50-SACK SEASONS SINCE 1982

RANK	TEAM	SEASONS
1.	Washington Redskins (1983-87)	5
	Chicago Bears (1983-87)	5
	Dallas Cowboys (1983-87)	5
4.	Pittsburgh Steelers (2017-20)	4
	N.Y. Giants (1985-88)	4
	Philadelphia Eagles (1984-87)	4
	San Francisco 49ers (1983-86)	4
	L.A. Raiders (1983-86)	4

- The Steelers have eclipsed the 50-sack plateau 10 times since sacks became an official statistic in 1982. No NFL team has registered more 50-sack seasons over that span.

NFL MOST 50-SACK SEASONS SINCE 1982

RANK	TEAM	SEASONS
1.	Pittsburgh Steelers	10
	Philadelphia Eagles	10
3.	New Orleans Saints	9
	St. Louis/L.A. Rams	9
5.	N.Y. Giants	7

STEELERS DOMINATE THE LINE OF SCRIMMAGE

- Pittsburgh led the NFL with 103 tackles for loss in 2020, which was the most ever by the franchise and ranks tied for third in the League since 2008.
- The Steelers lead the NFL in tackles for loss dating back to the start of each of the following seasons: 2020 (155), 2019 (274) and 2017 (427).

MOST TFL SINCE 2020

RANK	TEAM	TFL
1.	Pittsburgh Steelers	155
2.	Arizona Cardinals	136
	New Orleans Saints	136
4.	Philadelphia Eagles	135
5.	San Francisco 49ers	128

- Pittsburgh has registered 247 tackles for loss since 2019, which leads the NFL.

MOST TFL SINCE 2019

RANK	TEAM	TFL
1.	Pittsburgh Steelers	247
2.	Arizona Cardinals	232
3.	Buffalo Bills	220
4.	New Orleans Saints	219
	San Francisco 49ers	219

- The Steelers have recorded at least 10 tackles for loss in three different games since 2020, which leads the NFL (rest of the League has combined for eight).

MOST GAMES WITH 10+ TFL SINCE 2020

RANK	TEAM	GAMES
1.	Pittsburgh Steelers	3
2.	Eight different teams with	1

- The Steelers have recorded at least 10 tackles for loss in five different games since 2019, which leads the NFL.

MOST GAMES WITH 10+ TFL SINCE 2019

RANK	TEAM	GAMES
1.	Pittsburgh Steelers	5
2.	N.Y. Jets	3
3.	Washington Football Team	2
	Philadelphia Eagles	2
	San Francisco 49ers	2

- The Steelers have recorded at least six tackles for loss in 16 different games since 2020, which is the most in the NFL.

MOST GAMES WITH 6+ TFL SINCE 2020

RANK	TEAM	GAMES
1.	Pittsburgh Steelers	16
2.	New Orleans Saints	13
3.	Arizona Cardinals	11
	Tampa Bay Buccaneers	11
5.	Seattle Seahawks	10

- Pittsburgh has recorded six or more tackles for loss in 24 different games since 2019, which leads the NFL in that span.

MOST GAMES WITH 6+ TFL SINCE 2019

RANK	TEAM	GAMES
1.	Pittsburgh Steelers	24
2.	Arizona Cardinals	20
	Tampa Bay Buccaneers	20
4.	New Orleans Saints	18
5.	N.Y. Jets	17
	Buffalo Bills	17

TAKE DOWN FOR WATT

- LB **T.J. Watt** has 62.0 career sacks. He has sacked Cleveland QB Baker Mayfield 4.5 times in his career, more than he's sacked any other quarterback. Watt has brought down 32 different passers in his career, including 18 more than once. Below is a look at his career regular-season sacks by quarterback:

SACKS	PLAYER	MOST RECENT
4.5	Baker Mayfield	at Cleveland, Oct. 31, 2021
3.5	Jeff Driskel	vs. Denver, Sept. 20, 2020
3.0	Jared Goff	vs. Detroit, Nov. 14, 2021
3.0	Justin Fields	vs. Chicago, Nov. 8, 2021
3.0	Philip Rivers	vs. Indianapolis, Dec. 27, 2020
3.0	Blake Bortles	at Jacksonville, Nov. 18, 2018
3.0	Matt Ryan	vs. Atlanta, Oct. 7, 2018
3.0	Tyrod Taylor	at Cleveland, Sept. 9, 2018
3.0	DeShone Kizer	vs. Cleveland, Dec. 31, 2017
2.5	Robert Griffin III	vs. Baltimore, Dec. 2, 2020
2.5	Andy Dalton	vs. Cincinnati, Sept. 30, 2019
2.0	Geno Smith	vs. Seattle, Oct. 17, 2021
2.0	Aaron Rodgers	at Green Bay, Oct. 3, 2021
2.0	Ryan Finley	at Cincinnati, Dec. 21, 2020
2.0	Joe Burrow	vs. Cincinnati, Nov. 15, 2020
2.0	Lamar Jackson	at Baltimore, Nov. 1, 2020
2.0	Ryan Fitzpatrick	vs. Miami, Oct. 28, 2019
1.5	Brian Hoyer	vs. Indianapolis, Nov. 3, 2019
1.0	Derek Carr	vs. Las Vegas, Sept. 19, 2021
1.0	Alex Smith	vs. Washington, Dec. 7, 2020
1.0	Ryan Tannehill	at Tennessee, Oct. 25, 2020
1.0	Carson Wentz	vs. Philadelphia, Oct. 11, 2020
1.0	Deshaun Watson	vs. Houston, Sept. 27, 2020
1.0	Sam Darnold	at N.Y. Jets, Dec. 22, 2019
1.0	Russell Wilson	vs. Seattle, Sept. 15, 2019
1.0	Drew Brees	at New Orleans, Dec. 23, 2018
1.0	Tom Brady	vs. New England, Dec. 16, 2018
1.0	Cam Newton	at Carolina, Nov. 8, 2018
1.0	Joe Flacco	vs. Baltimore, Dec. 10, 2017
1.0	Brett Hundley	vs. Green Bay, Nov. 26, 2017
0.5	Garrett Gilbert	at Dallas, Nov. 8, 2020
0.5	Josh Allen	vs. Buffalo, Dec. 15, 2019

- Watt is off to a record-setting pace for sacks to open his NFL career. He has averaged 0.89 sacks/game since entering the League back in 2017, which is the best in NFL history (min. 70 games).

SACKS PER GAME LEADERS IN NFL HISTORY

RANK	PLAYER	SACKS/GM
1.	T.J. Watt	0.89
2.	Reggie White	0.85
3.	Chandler Jones	0.79
4.	DeMarcus Ware	0.78
5.	Von Miller	0.77
6.	Aaron Donald	0.76
	J.J. Watt	0.76
8.	Derrick Thomas	0.75
9.	Joey Bosa	0.74
10.	Jared Allen	0.73

- Watt's 62.0 career sacks are the second-most over a player's first 70 career regular-season games in NFL history.

MOST SACKS IN NFL HISTORY OVER FIRST 70 REGULAR-SEASON GAMES

RANK	PLAYER	SACKS
1.	Reggie White	79.0
2.	T.J. Watt	62.0
3.	J.J. Watt	61.0
	Derrick Thomas	61.0
5.	Von Miller	59.0

- Watt's 62.0 career sacks are the most by a linebacker over his first 70 career regular-season games in NFL history.

MOST SACKS BY LINEBACKER IN NFL HISTORY OVER FIRST 70 REGULAR-SEASON GAMES

RANK	PLAYER	SACKS
1.	T.J. Watt	62.0
2.	Derrick Thomas	61.0
3.	Von Miller	59.0
4.	DeMarcus Ware	57.5
5.	Justin Houston	56.0
	Andre Tippett	56.0

- Watt has recorded at least 1.5 sacks in 17 career games.
- Watt has registered at least 2.0 sacks in 14 career games.
- Watt has registered at least 3.0 sacks in three career games.

- Watt eclipsed the 60.0 sack plateau in his 69th career game, which is the fourth-fewest games to that total in NFL history.

FEWEST GAMES TO 60 SACKS IN NFL CAREER - SINCE 1982

RANK	PLAYER	GP	DATE
1.	Reggie White	50	10/30/1988 PHI vs ATL
2.	J.J. Watt	66	9/20/2015 HOU at CAR
3.	Derrick Thomas	67	10/3/1993 KC vs OAK
4.	T.J. Watt	69	11/8/2021 PIT vs CHI
5.	Von Miller	72	1/3/2016 DEN vs SD
6.	DeMarcus Ware	73	11/15/2009 DAL at GB
	Justin Houston	73	12/4/2016 KC at ATL
8.	Andre Tippett	74	11/15/1987 NE vs DAL
9.	Richard Dent	75	12/27/1987 CHI vs LAR
	Bruce Smith	75	9/24/1990 BUF at NYJ

- Watt eclipsed the 50.0 sack plateau in his 63rd career game, which ranks tied with Bruce Smith for 11th-fastest to 50 or more sacks in the NFL since 1982.

FEWEST GAMES TO 50 SACKS IN NFL CAREER - SINCE 1982

RANK	PLAYER	GP	DATE
1.	Reggie White	40	12/20/1987 Phi at NYJ
2.	Derrick Thomas	54	10/18/1992 KC at Dal
3.	Myles Garrett	57	10/17/2021 Ari at Cle
4.	Von Miller	58	9/17/2015 Den at KC
5.	Justin Houston	61	9/17/2015 KC vs Den
	J.J. Watt	61	12/7/2014 Hou at Jax
	Dwight Freeney	61	12/18/2005 Ind vs SD
8.	Aldon Smith	62	9/27/2020 Dal at Sea
	DeMarcus Ware	62	12/14/2008 Dal vs NYG
	Tim Harris	62	9/16/1990 GB vs Chi
11.	T.J. Watt	63	9/12/2021 Pit at BUF
	Bruce Smith	63	10/22/1989 Buf vs NYJ

- Watt's 27.5 sacks lead the NFL since 2020.

NFL SACK LEADERS SINCE 2020

RANK	PLAYER	SACKS
1.	T.J. Watt	27.5
2.	Myles Garrett	25.0
3.	Trey Hendrickson	23.0
	Haason Reddick	23.0
5.	Aaron Donald	19.5

- Watt's 42.0 sacks lead the NFL since 2019.

NFL SACK LEADERS SINCE 2019

RANK	PLAYER	SACKS
1.	T.J. Watt	42.0
2.	Myles Garrett	35.0
3.	Shaquill Barrett	33.0
4.	Aaron Donald	32.0
5.	Chandler Jones	28.0

- Watt's 62.0 sacks rank second among all defensive players and first among linebackers since the start of the 2017 season.
- Watt's 62.0 sacks rank sixth in franchise history.

NFL SACK LEADERS SINCE 2017

RANK	PLAYER	SACKS
1.	Aaron Donald	63.5
2.	T.J. Watt	62.0
3.	Chandler Jones	58.0
4.	Myles Garrett	55.5
5.	Cameron Jordan	52.0

NFL LINEBACKER SACK LEADERS SINCE 2017

RANK	PLAYER	SACKS
1.	T.J. Watt	62.0
2.	Chandler Jones	58.0
3.	Khalil Mack	46.5
4.	Jason Pierre-Paul	41.5
	Justin Houston	41.5

- Watt needs 0.5 sacks to become the second player since 1982, when the individual sack became an official statistic, to record at least 13 in four straight seasons, joining Reggie White, who did it twice (1985-88 and 1990-93).
- Watt needs 3.0 sacks to become the fourth player since 1982 to record at least 65 sacks over his first five seasons, joining Reggie White (81), J.J. Watt (74.5) and Derrick Thomas (66).
- Watt is the first player in franchise history with 14.0 or more sacks in multiple seasons.
- Watt is the 14th player in NFL history with at least 14.5 sacks in back-to-back seasons, and just the sixth since 1993.
- Watt's 15.0 sacks, which are a single-season high for him, led the NFL in 2020. His previous single-season high in sacks was 14.5 in 2019.
- Watt's 15.0 sacks in 2020 rank tied for second in single-season franchise history. His 14.5 sacks in 2019 rank fourth and his 13.0 sacks in 2018 rank tied for ninth in a season by a Steelers' defender since the statistic became official in 1982.
- Watt is the only player in franchise history with 13.0 sacks or more in multiple seasons.

STEELERS SINGLE-SEASON SACK LEADERS

RANK	PLAYER, YEAR	SACKS
1.	James Harrison, 2008	16.0
2.	T.J. Watt, 2020	15.0
	Mike Merriweather, 1984	15.0
4.	T.J. Watt, 2019	14.5
5.	Kevin Greene, 1994	14.0
	Keith Willis, 1983	14.0
7.	LaMarr Woodley, 2009	13.5
	Jason Gildon, 2000	13.5
9.	T.J. Watt, 2018	13.0
	Chad Brown, 1996	13.0
NFL Defensive Player of the Year		

STEELERS CAREER SACK LEADERS

RANK	PLAYER, YEARS	SACKS
1.	James Harrison, 2002, 2004-12, 2014-17	80.5
2.	Jason Gildon, 1994-2003	77.0
3.	L.C. Greenwood, 1969-81	73.5
4.	Joe Greene, 1969-81	66.0
5.	Cameron Heyward, 2011-21	62.5
6.	T.J. Watt, 2017-21	62.0
7.	Joey Porter, 1999-2006	60.0
8.	Keith Willis, 1982-91	59.0
9.	LaMarr Woodley, 2007-13	57.0
10.	Greg Lloyd, 1998-97	53.5

- Watt has collected 62.0 sacks over his first five seasons in the NFL, which is the most by a Steelers player in their first five seasons in the League.

MOST SACKS BY STEELER IN FIRST FIVE NFL SEASONS

RANK	PLAYER, YEARS	SACKS
1.	T.J. Watt, 2017-21	62.0
2.	LaMarr Woodley, 2007-11	48.0
3.	Joey Porter, 1999-2003	35.5
4.	Bud Dupree, 2015-19	31.5
5.	Chad Brown, 1993-97	30.0

- Watt's 62.0 sacks are the fifth-most by a player in their first five seasons in the League.

MOST SACKS IN FIRST FIVE SEASONS IN NFL HISTORY

RANK	PLAYER, YEARS	SACKS
1.	Reggie White, 1985-1989	81.0
2.	J.J. Watt, 2011-15	75.5
3.	Derrick Thomas, 1989-93	66.0
4.	DeMarcus Ware, 2005-09	64.5
5.	T.J. Watt, 2017-21	62.0

- Watt (three seasons) has joined Pro Football Hall of Famers Reggie White (four) and Derrick Thomas (three) as the only players to record at least 13 sacks in three of their first four seasons since 1982, when the individual sack became an official NFL statistic. Watt recorded 13 sacks in 2018, 14.5 sacks in 2019 and 15.0 sacks in 2020.

NFL PLAYERS WITH THREE OR MORE 13.0+ SACK SEASONS IN FIRST FOUR YEARS

PLAYER	YEARS
Reggie White	4 (1985-88)
Derrick Thomas	3 (1989-91)
T.J. Watt	3 (2018-20)
NFL Hall of Famer	

- Watt is the only active player in the NFL with at least 13.0 sacks in each of the last three seasons.

NFL PLAYERS WITH THREE STRAIGHT 13.0+ SACK SEASONS

PLAYER	YEARS
Reggie White	4 (1990-93)
Reggie White	4 (1985-88)
T.J. Watt	3 (2018-20)
Chandler Jones	3 (2017-19)
Jared Allen	3 (2007-09)
Dexter Manley	3 (1984-86)
Simon Fletcher	3 (1991-93)
Mark Gastineau	3 (1983-85)
Kevin Greene	3 (1988-90)
Derrick Thomas	3 (1990-92)
Jacob Green	3 (1983-85)
NFL Hall of Famer	

- Watt leads the Steelers in sacks (12.5), tackles for loss (13), QB hits (20), forced fumbles (three) and fumbles recovered (two).
- Watt ranks second in the NFL in sacks, third in tackles for loss, tied for sixth in QB hits, tied for fourth in forced fumbles and tied for second in fumble recoveries.
- Watt recorded five tackles, two for loss, two quarterback hits and 1.0 sack in Week 10 vs. Detroit.
- Watt registered seven tackles, three for loss, three QB hits, 3.0 sacks and one pass defended in Week 9 vs. Chicago.
- Watt registered six tackles, three quarterback hits, 1.5 sacks, one tackle for loss and one fumble recovery at Cleveland in Week 8.
- Watt registered seven tackles, three tackles for loss, three passes defended, 2.0 sacks, two QB hits and one forced fumble in the Week 6 overtime victory over Seattle.
- Watt is the first NFL player to have 2.0 or more sacks and a forced fumble in OT since sacks were first tracked for defenders beginning in 1982.
- Watt is the second player in the NFL to register at least three tackles for loss, three passes defended, 2.0 sacks and one forced fumble in the same game since 2005.

PLAYERS WITH 3 TFL, 3 PDS, 2.0 SACKS, 1 FF IN GAME SINCE 2005

PLAYER
T.J. Watt, Pittsburgh vs. Seattle (Oct. 17, 2021)
Justin Houston, Kansas City at Philadelphia (Sept. 19, 2003)

- Watt is the fourth player in the NFL to register at least three passes defended, 2.0 sacks and one forced fumble in the same game since 2005.

PLAYERS WITH 3 PDS, 2.0 SACKS, 1 FF IN GAME SINCE 2005

PLAYER
T.J. Watt, Pittsburgh vs. Seattle (Oct. 17, 2021)
Anthony Lanier, Washington Football Team vs. Arizona (Dec. 17, 2017)
Alex Brown, Chicago at Tampa Bay (Nov. 27, 2005)
Justin Houston, Kansas City at Philadelphia (Sept. 19, 2003)

- Watt has recorded 41.0 sacks in 37 career games at Heinz Field. He has collected at least half a sack in 24 of the Steelers' last 27 home games, including 21 of the last 23 home games.
- Only Derrick Thomas (43.5) has registered more sacks over their first 37 career home games in NFL history.

MOST SACKS IN NFL HISTORY OVER FIRST 37 CAREER HOME GAMES

RANK	PLAYER	SACKS
1.	Derrick Thomas	43.5
2.	T.J. Watt	41.0
3.	Reggie White	37.0
4.	J.J. Watt	34.0
5.	Keith Millard	33.0
	Dwight Freeney	33.0
NFL Hall of Famer		

T.J. (S)WATT THE QUARTERBACK

- LB T.J. Watt's has registered 135 QB hits since entering the NFL in 2017, which is the second-most in the League.

NFL QUARTERBACK HIT LEADERS SINCE 2017

RANK	PLAYER	QB HITS
1.	Aaron Donald	137
2.	T.J. Watt	135
3.	Matt Judon	115
4.	Myles Garrett	113
5.	Chandler Jones	109

- Watt's 62 QB hits lead the NFL since 2020.

NFL QUARTERBACK HIT LEADERS SINCE 2020

RANK	PLAYER	QB HITS
1.	T.J. Watt	62
2.	Myles Garrett	46
3.	Aaron Donald	44
4.	Matt Judon	43
5.	Leonard Williams	42

- Watt's 98 QB hits lead the NFL since 2019.

NFL QUARTERBACK HIT LEADERS SINCE 2019

RANK	PLAYER	QB HITS
1.	T.J. Watt	98
2.	Matt Judon	76
3.	Joey Bosa	72
4.	Aaron Donald	69
5.	Shaquil Barrett	65
	Myles Garrett	65

- Watt’s 135 QB hits are the second-most over a player’s first 70 career regular-season games in NFL history.

MOST QB HITS IN NFL HISTORY OVER FIRST 70 REGULAR-SEASON GAMES

RANK	PLAYER	QB HITS
1.	J.J. Watt	174
2.	T.J. Watt	135
3.	Von Miller	125
4.	Aaron Donald	124
5.	Joey Bosa	119

- Watt’s 135 QB hits are the most by a linebacker over his first 70 career regular-season games in NFL history.

MOST QB HITS BY LINEBACKER IN NFL HISTORY OVER FIRST 70 REGULAR-SEASON GAMES

RANK	PLAYER	QB HITS
1.	T.J. Watt	135
2.	Von Miller	125
3.	Cameron Wake	112
4.	Clay Matthews	108
5.	DeMarcus Ware	99

T.J. WATT KNOWS THE TFL

- LB T.J. Watt’s has registered 73 tackles for loss since entering the NFL in 2017, which is the second-most in the League.

NFL TFL LEADERS SINCE 2017

RANK	PLAYER	TFLS
1.	Aaron Donald	83
2.	T.J. Watt	73
3.	Cameron Jordan	67
4.	Chandler Jones	62
5.	Matt Judon	61

- Watt’s 36 tackles for loss lead the NFL since 2020.

NFL TFL LEADERS SINCE 2020

RANK	PLAYER	TFL
1.	T.J. Watt	36
2.	Haason Reddick	27
3.	Roquan Smith	26
4.	Myles Garrett	24
5.	Aaron Donald	23

- Watt’s 50 tackles for loss lead the NFL since 2019.

NFL TFL LEADERS SINCE 2019

RANK	PLAYER	TFLS
1.	T.J. Watt	50
2.	Aaron Donald	43
3.	Shaquil Barrett	37
	Joey Bosa	37
5.	Maxx Crosby	36

- Watt’s 73 TFL are tied for the fifth-most over a player’s first 70 career regular-season games in NFL history.

MOST TFL IN NFL HISTORY OVER FIRST 70 REGULAR-SEASON GAMES

RANK	PLAYER	TFL
1.	J.J. Watt	115
2.	Aaron Donald	84
3.	Von Miller	80
4.	Lavonte David	79
5.	T.J. Watt	73
	Khalil Mack	73

- Watt’s 73 TFL are tied for the third-most by a linebacker over his first 70 career regular-season games in NFL history.

MOST TFL BY LINEBACKER IN NFL HISTORY OVER FIRST 70 REGULAR-SEASON GAMES

RANK	PLAYER	TFL
1.	Von Miller	80
2.	Lavonte David	79
3.	T.J. Watt	73
	Khalil Mack	73
5.	Clay Matthews Jr.	69

WATT WRESTLES AWAY THE FOOTBALL

- LB T.J. Watt’s has registered 20 forced fumbles since entering the NFL in 2017, which is the most in the League.

NFL FORCED FUMBLE LEADERS SINCE 2017

RANK	PLAYER	FF
1.	T.J. Watt	20
2.	Aaron Donald	16
	Yannick Ngakoue	16
	Chandler Jones	16
5.	Khalil Mack	15

- Watt's 20 career forced fumbles are the most by a Steelers player since 1994.

STEELERS FORCED FUMBLE LEADERS SINCE 1994

RANK	PLAYER	GP	FF
1.	James Harrison	177	32
2.	T.J. Watt	70	20
3.	Joey Porter	122	18
	Jason Gildon	158	18
5.	Levon Kirkland	144	14

- Watt's 20 career forced fumbles rank tied for second over a player's first 70 career regular-season games.

MOST FORCED FUMBLES IN NFL HISTORY OVER FIRST 70 REGULAR-SEASON GAMES

RANK	PLAYER	FF
1.	Dwight Freeney	23
2.	T.J. Watt	20
	Robert Mathis	20
	DeMarcus Ware	20
5.	Leonard Little	18
	John Abraham	18

- His 20 career forced fumbles rank tied for first by a linebacker over his first 70 career regular-season games.

MOST FORCED FUMBLES BY LINEBACKER IN NFL HISTORY OVER FIRST 70 REGULAR-SEASON GAMES

RANK	PLAYER	FF
1.	T.J. Watt	20
	Robert Mathis	20
	DeMarcus Ware	20
4.	John Abraham	18
5.	Tamba Hali	16
	Robert Quinn	16
	Von Miller	16

- Watt's 13 forced fumbles rank first in the NFL since 2019.

NFL FORCED FUMBLE LEADERS SINCE 2019

RANK	PLAYER	FF
1.	T.J. Watt	13
2.	Marlon Humphrey	11
	Chandler Jones	11
4.	Shaquil Barrett	10
	Yannick Ngakoue	10

- Watt's six fumble recoveries rank tied for second in the NFL since 2019.

NFL FUMBLE RECOVERIES LEADERS BY SINCE 2019

RANK	PLAYER	FR
1.	Vonn Bell	8
2.	T.J. Watt	6
	Devin White	6
4.	Devin Bush	5
	Seven other players tied with	5

- Watt's 22 combined interceptions (three), forced fumbles (13) and fumble recoveries (six) rank tied for first in the NFL since 2019.

NFL COMBINED (INT, FF, FR) LEADERS SINCE 2019

RANK	PLAYER	INT.	FF	FR	TOT.
1.	T.J. Watt	3	13	6	22
	J.C. Jackson	20	0	2	22
3.	Darius Leonard	7	9	5	21
4.	Marlon Humphrey	5	11	3	19
5.	Xavien Howard	13	3	2	18
6.	Minkah Fitzpatrick	9	4	4	17
	Logan Ryan	5	9	3	17

LET MY CAMERON GO

- DT **Cameron Heyward's** 62.5 career sacks are the most by a defensive lineman in franchise history, third-most by an active NFL defensive tackle, fifth-most in franchise history and third-most by a Steeler since 1982.

STEELERS DEFENSIVE LINEMAN CAREER SACK LEADERS SINCE 1982

RANK	PLAYER. YEARS	SACKS
1.	Cameron Heyward, 2011-21	62.5
2.	Keith Willis, 1982-91	59.0
3.	Aaron Smith, 1999-2011	44.0
4.	Stephon Tuitt, 2014-20	34.5
5.	Brett Keisel, 2002-14	30.0

STEELERS CAREER SACK LEADERS

RANK	PLAYER. YEARS	SACKS
1.	James Harrison, 2002, 2004-12, 2014-17	80.5
2.	Jason Gildon, 1994-2003	77.0
3.	L.C. Greenwood, 1969-81	73.5
4.	Joe Greene, 1969-81	66.0
5.	Cameron Heyward, 2011-21	62.5
6.	T.J. Watt, 2017-21	62.0
7.	Joey Porter, 1999-2006	60.0
8.	Keith Willis, 1982-91	59.0
9.	LaMarr Woodley, 2007-13	57.0
10.	Greg Lloyd, 1998-97	53.5

ACTIVE NFL SACK LEADERS BY DEFENSIVE TACKLES

RANK	PLAYER	SACKS
1.	Aaron Donald	91.5
2.	Ndamukong Suh	67.5
3.	Cameron Heyward	62.5
4.	Fletcher Cox	55.5
5.	Chris Jones	47.0

- Heyward’s 90 tackles for loss are the third-most by an active NFL defensive tackle.

ACTIVE NFL TFL LEADERS BY DEFENSIVE TACKLES

RANK	PLAYER	TFL
1.	Aaron Donald	140
2.	Ndamukong Suh	127
3.	Cameron Heyward	90
4.	Fletcher Cox	74
5.	Akiem Hicks	71

- Heyward’s 500 tackles are the third-most by an active NFL defensive tackle.

ACTIVE NFL TACKLE LEADERS BY DEFENSIVE TACKLES

RANK	PLAYER	TACKLES
1.	Linval Joseph	630
2.	Ndamukong Suh	577
3.	Cameron Heyward	500
4.	Sheldon Richardson	478
5.	Fletcher Cox	426

- Heyward’s 40 passes defended lead active NFL defensive tackles.

ACTIVE NFL PASSES DEFENDED LEADERS BY DEFENSIVE TACKLES

RANK	PLAYER	PDS
1.	Cameron Heyward	40
2.	Ndamukong Suh	38
3.	Malik Jackson	29
4.	Chris Jones	27
5.	Denico Autry	22

- Heyward’s 186 tackles lead the NFL among defensive tackles since 2019.

NFL TACKLE LEADERS BY DEFENSIVE TACKLES SINCE 2019

RANK	PLAYER	TACKLES
1.	Cameron Heyward	186
2.	DeForest Buckner	165
	Jonathan Allen	165
4.	Grady Jarrett	155
5.	Christian Wilkins	150

- Heyward’s seven passes defended lead all defensive tackles in 2021.

NFL PASSES DEFENDED LEADERS BY DEFENSIVE TACKLES IN 2021

RANK	PLAYER	PDS
1.	Cameron Heyward	7
2.	Denico Autry	5
3.	Derrick Brown	4
	Malik Jackson	4
	Jeffrey Simmons	4

- Heyward’s 16 passes defended lead all defensive tackles in the NFL since 2019.

NFL PASSES DEFENDED LEADERS BY DEFENSIVE TACKLES SINCE 2019

RANK	PLAYER	PDS
1.	Cameron Heyward	16
2.	Chris Jones	11
3.	Sheldon Richardson	9
	Christian Wilkins	9
	Adam Butler	9
	Jeffrey Simmons	9

- Heyward’s 17.5 sacks rank fourth among defensive tackles in the NFL since 2019.

NFL SACK LEADERS BY DEFENSIVE TACKLES SINCE 2019

RANK	PLAYER	SACKS
1.	Aaron Donald	32.0
2.	Chris Jones	23.0
3.	DeForest Buckner	21.5
4.	Cameron Heyward	17.5
5.	Denico Autry	16.0

- Heyward’s 25 tackles for loss rank tied for second among defensive tackles in the NFL since 2019.

NFL TACKLES FOR LOSS LEADERS BY DEFENSIVE TACKLES SINCE 2019

RANK	PLAYER	TFLS
1.	Aaron Donald	43
2.	Cameron Heyward	25
	DeForest Buckner	25
4.	Grady Jarrett	23
5.	Larry Ogunjobi	22

- Heyward registered five tackles, 2.0 sacks, two TFLs, and two quarterback hits in Week 10 vs. Detroit.
- The Steelers are 8-0-1 when Heyward collects at least 2.0 sacks in a game.

- Heyward (2017, '18 and '19) is the only defensive lineman in franchise history with 8.0 or more sacks in at least three seasons.

STEELERS DEFENSIVE LINEMAN SINGLE-SEASON SACK LEADERS

RANK	PLAYER. YEAR	SACKS
1.	Keith Willis, 1983	14.0
2.	Cameron Heyward, 2017	12.0
	Keith Willis, 1986	12.0
4.	Stephon Tuitt, 2020	11.0
5.	Cameron Heyward, 2019	9.0
6.	Ray Seals, 1995	8.5
7.	Cameron Heyward, 2018	8.0
	Aaron Smith, 2004	8.0
	Kimo von Oelhoffen, 2003	8.0
	Aaron Smith, 2001	8.0

FITZPATRICK DOES IT AGAIN

- **Minkah Fitzpatrick** needs one interception-return touchdown to become the fourth player since 2000 to return an interception for a TD in four consecutive seasons, joining Charles Woodson (six seasons), Nate Clements (four) and Aqib Talib (four).
- Fitzpatrick has two career multi-interception games (2018-20).
- Fitzpatrick had six combined interceptions (four), forced fumbles (one) and fumble recoveries (one) in 2020, including three inside the Steelers' red zone.
- Fitzpatrick has nine interceptions, three fumble recoveries and two forced fumbles since being acquired by the Steelers via trade from the Miami Dolphins in Week 3 of 2019.
- Fitzpatrick's four defensive TDs rank tied for sixth in the NFL among active players.

NFL ACTIVE DEFENSIVE TOUCHDOWN LEADERS

RANK	PLAYER	TDS
1.	Janoris Jackson	9
2.	Malcolm Jenkins	8
3.	Marcus Peters	7
4.	Eddie Jackson	6
5.	Deion Jones	5
6.	Minkah Fitzpatrick and eight other players	4

- Fitzpatrick's four defensive TDs are tied with Marcus Peters and Eddie Jackson for the most in the NFL since he entered the League in 2018.

NFL DEFENSIVE TOUCHDOWN LEADERS SINCE 2018

RANK	PLAYER	TDS
1.	Minkah Fitzpatrick	4
	Eddie Jackson	4
	Marcus Peters	4
	Darius Slay	4
5.	Jadeveon Clowney	3
	Troy Hill	3
	Deion Jones	3
	Kyle Van Noy	3

- Fitzpatrick's nine interceptions rank tied for ninth in the NFL since 2019.

NFL INTERCEPTION LEADERS SINCE 2019

RANK	PLAYER	INTS
1.	J.C. Jackson	20
2.	Xavien Howard	13
	Justin Simmons	13
4.	Tyrann Mathieu	12
5.	Quandre Diggs	11
	Kevin Byard	11
	Trevon Diggs	11
8.	Tre'Davious White	10
9.	Minkah Fitzpatrick and six other players	9

- Fitzpatrick's 13 total takeaways (interceptions and fumble recoveries) rank tied for fourth in the NFL since 2019.

NFL TAKEAWAY (INT AND FR) LEADERS SINCE 2019

RANK	PLAYER	INT.	FR	TOT.
1.	J.C. Jackson	20	2	22
2.	Xavien Howard	13	2	15
3.	Justin Simmons	13	1	14
4.	Minkah Fitzpatrick	9	4	13
	Tre'Davious White	10	3	13
	Tyrann Mathieu	12	1	13
7.	Marcus Peters	9	3	12
	Kevin Byard	11	1	12
	Quandre Diggs	11	1	12

- Fitzpatrick's 17 combined interceptions (nine), forced fumbles (four) and fumble recoveries (four) rank tied for sixth in the NFL since 2019.

NFL COMBINED (INT, FF, FR) LEADERS SINCE 2019

RANK	PLAYER	INT.	FF	FR	TOT.
1.	T.J. Watt	3	13	6	22
	J.C. Jackson	20	0	2	22
3.	Darius Leonard	7	9	5	21
4.	Marlon Humphrey	5	11	3	19
5.	Xavien Howard	13	3	2	18
6.	Minkah Fitzpatrick	9	4	4	17
	Logan Ryan	5	9	3	17

BUSH BACK IN THE LINEUP

- LB **Devin Bush**, selected 10th overall in the 2019 NFL Draft, returns after appearing in only five games last season due to a knee injury.
- As a rookie, Bush totaled 109 tackles, four fumble recoveries and two interceptions.
- Bush led the team and NFL rookies in tackles (109) and solo tackles (72), and ranked fourth in both categories in TFLs (nine) in 2019.
- Bush is the only Steelers rookie ever to eclipse 100 tackles.
- Bush returned to the lineup in Week 1 at Buffalo and registered 10 tackles, including six solo stops and one forced fumble.
- Bush recorded sacks in Week 4 at Green Bay and Week 5 vs. Denver. He has 2.0 sacks this season and 4.0 in his NFL career (2019-21).
- Bush has registered seven career takeaways (interceptions, fumble recoveries), which ranks tied for ninth over a player's first 30 career regular-season games in franchise history.

MOST TAKEAWAYS OVER FIRST 30 REGULAR-SEASON GAMES IN FRANCHISE HISTORY

RANK	PLAYER	TAKEAWAYS
1.	John Rowser	11
2.	Jack Ham	10
	Darren Perry	10
4.	Tony Dungy	9
	Mike Wagner	9
	Lee Calland	9
7.	Rick Woods	8
	Glen Edwards	8
9.	Devin Bush and eight other players tied with	7

- Bush has registered seven career takeaways (interceptions, fumble recoveries), which ranks tied for second over a linebacker's first 30 career regular-season games in franchise history.

MOST TAKEAWAYS BY LINEBACKER OVER FIRST 30 REGULAR-SEASON GAMES IN FRANCHISE HISTORY

RANK	PLAYER	TAKEAWAYS
1.	Jack Ham	10
2.	Devin Bush	7
	Chuck Allen	7
4.	LaMarr Woodley	5
5.	Ryan Shazier	4
	Jack Lambert	4
	Lawrence Timmons	4

- Bush has registered five fumble recoveries, which ranks tied for fourth in the NFL since 2019 (despite missing the final 11 games of 2020 with a season-ending injury).

NFL FUMBLE RECOVERIES LEADERS BY SINCE 2019

RANK	PLAYER	FR
1.	Vonn Bell	8
2.	T.J. Watt	6
	Devin White	6
4.	Devin Bush and seven other players tied with	5

WELCOME TO THE SCHOBERT

- The Steelers acquired LB **Joe Schobert**, who ranked fourth in the NFL with 141 tackles last season with Jacksonville, in Aug. 2021. He was one of five linebackers to register at least 100 tackles, multiple sacks and multiple interceptions last season.
- The linebackers with at least 100 tackles, two sacks and two interceptions in 2020 are below.

LINEBACKERS WITH 100+ TACKLES, 2.0+ SACKS, 2+ INT IN 2020

PLAYER	TACKLES	SACKS	INT
Joe Schobert	141	2.5	3
Roquan Smith	139	4	2
Eric Wilson	121	3	3
Foyesade Oluokun	117	3	2
Deion Jones	106	4.5	2

- Schobert has registered at least 100 tackles in each of the last four seasons.
- Schobert has recorded 616 tackles (366 solo), 27 quarterback hits, 28 passes defended, 22 tackles for loss, 11.0 sacks, 10 forced fumbles, nine interceptions and three fumble recoveries in his six-year NFL career.
- Schobert's 588 tackles rank third-best in the NFL since 2017.

MOST TACKLES SINCE 2017

RANK	PLAYER	TACKLES
1.	Bobby Wagner	683
2.	Blake Martinez	617
3.	Joe Schobert	588
4.	Zach Cunningham	562
5.	Demario Davis	541

- Schobert's 10 forced fumbles rank tied for ninth among linebackers in the NFL since 2017.

NFL LINEBACKER FORCED FUMBLE LEADERS SINCE 2017

RANK	PLAYER	FF
1.	T.J. Watt	20
2.	Chandler Jones	16
3.	Khalil Mack	15
4.	Darius Leonard	13
	Lavonte David	13
6.	Shaquil Barrett	12
7.	Hasson Reddick	11
	Robert Quinn	11
9.	Joe Schobert and two other players tied with	10

- His nine interceptions are tied for lead among all linebackers since 2017.

INTERCEPTION LEADERS BY LINEBACKERS SINCE 2017

RANK	PLAYER	INT
1.	Joe Schobert	9
	Darius Leonard	9
3.	Deion Jones	8
	Eric Kendricks	8
5.	Alec Ogletree	7
	Jamie Collins	7

HADEN BREAKING IT UP

- CB **Joe Haden** has registered two career interception returns for touchdowns, including one with the Steelers.
- Haden has 10 interceptions since joining the Steelers in 2017.
- Haden's 34 passes defended rank eighth in the NFL since 2019.

PASSES DEFENDED LEADERS SINCE 2019

RANK	PLAYER	PDS
1.	Carlton Davis	42
2.	James Bradberry	40
3.	J.C. Jackson	39
4.	Denzel Ward	36
	Marlon Humphrey	36
6.	Marshon Lattimore	35
	Xavien Howard	35
8.	Joe Haden	34
9.	Jaire Alexander	33
	Tre'Davious White	33
	Justin Simmons	33

- Since entering the NFL in 2010, Haden has recorded 154 career passes defended, which leads the League since 2010 and leads active NFL players.

ACTIVE NFL PASSES DEFENDED CAREER LEADERS

RANK	PLAYER	PDS
1.	Joe Haden	154
2.	Janoris Jenkins	123
3.	Richard Sherman	115
	Darius Slay	115
5.	Malcolm Jenkins	110

NFL PASSES DEFENDED LEADERS SINCE 2010

RANK	PLAYER	PDS
1.	Joe Haden	154
2.	Johnathan Joseph	132
3.	Janoris Jenkins	123
4.	Brent Grimes	122
5.	Tramon Williams	120

- Haden's 154 career passes defended rank seventh in the NFL since 2000.

NFL PASSES DEFENDED LEADERS SINCE 2000

RANK	PLAYER	PDS
1.	Johnathan Joseph	200
2.	Champ Bailey	187
3.	Terence Newman	182
4.	Ronde Barber	179
5.	Charles Woodson	168
6.	Asante Samuel	164
7.	Joe Haden	154
8.	Tramon Williams	153
9.	Sheldon Brown	146
	Dominique Rodgers-Cromartie	146

- Since entering the NFL in 2010, Haden has recorded 29 career interceptions, which ranks tied for third among active NFL players.

ACTIVE NFL INTERCEPTION LEADERS

RANK	PLAYER	INT
1.	Richard Sherman	36
2.	Marcus Peters	31
3.	Joe Haden	29
	Devin McCourty	29
5.	Patrick Peterson	28
	Harrison Smith	28

NFL INTERCEPTION LEADERS SINCE 2010

RANK	PLAYER	INT
1.	Richard Sherman	36
2.	Marcus Peters	31
	Reggie Nelson	31
4.	Earl Thomas	30
5.	Joe Haden	29
	Devin McCourty	29

- Haden has registered at least two passes defended in a single game 37 times in his career.
- Haden has registered at least three passes defended in a single game 15 times in his career.
- Haden has recorded at least four passes defended in a single game four times in his career.
- Haden has twice recorded at least five passes defended in a single game in his career.

WIZARD OF BOZ

- Since joining the Steelers in 2015, K **Chris Boswell** is 167-of-188 field goal attempts (88.8%), including 70-of-86 (81.4%) on field goal attempts of 40 yards or longer.
- Boswell made a franchise record 25 consecutive field goals, which was the longest active streak in the NFL when it ended in Week 11 of 2020 at Jacksonville.

MOST CONSECUTIVE FG IN STEELERS HISTORY

RANK	KICKER, YEARS	CONSECUTIVE FGs
1.	Chris Boswell, 2019-20	25
2.	Shaun Suisham, 2013-14	24
3.	Jeff Reed, 2004-05	22
4.	Gary Anderson, 1994	19
	Jeff Reed, 2007-08	19
6.	Gary Anderson, 1985	18
7.	Chris Boswell, 2021	17
	Chris Boswell, 2016-17	17
	Norm Johnson, 1997	17
10.	Chris Boswell, 2017	16
10.	Shaun Suisham, 2012-13	16

- Boswell ranks second in field goal percentage (88.8%) among all NFL kickers with at least 180 field goal attempts since 2015.

FG PERCENTAGE LEADERS SINCE 2015 (MIN. 180 ATTEMPTS)

RANK	KICKER	M-A	FG%
1.	Justin Tucker	214-235	91.1
2.	Chris Boswell	167-188	88.8
3.	Robbie Gould	165-187	88.2
4.	Jason Myers	153-180	85.0
5.	Dustin Hopkins	170-201	84.6

- Boswell has connected on 69-of-73 field goal attempts (94.5%), including 29-of-33 (87.9%) on field goal attempts of 40 yards or longer, since 2019.
- Boswell ranks first in field goal percentage (94.5%) among all NFL kickers with at least 70 field goal attempts.

FG PERCENTAGE LEADERS SINCE 2019 (MIN. 70 ATTEMPTS)

RANK	KICKER	FGM-FGA	FG%
1.	Chris Boswell	69-73	94.5
2.	Justin Tucker	74-80	92.5
3.	Younghoe Koo	75-82	91.5
4.	Nick Folk	66-73	90.4
5.	Harrison Butker	74-83	89.2

- Boswell's 88.8 field goal percentage ranks first in Steelers history among kickers with at least 100 field goal attempts.

STEELERS ALL-TIME FG PERCENTAGE LEADERS (MIN. 100 ATTEMPTS)

RANK	KICKER. YEARS	FGM-FGA	FG%
1.	Chris Boswell, 2015-current	167-188	88.8
2.	Shaun Suisham, 2010-14	124-141	87.9
3.	Norm Johnson, 1995-98	105-127	82.7
4.	Jeff Reed, 2002-10	204-249	81.9
5.	Gary Anderson, 1982-94	309-395	78.2

- Boswell became the third player in team history with at least 150 field goals made in Week 2 of 2021.

STEELERS ALL-TIME FG MADE LEADERS

RANK	KICKER. YEARS	FGM
1.	Gary Anderson, 1982-94	309
2.	Jeff Reed, 2002-10	204
3.	Chris Boswell, 2015-current	167
4.	Roy Gerela, 1971-78	146
5.	Shaun Suisham, 2010-14	124

- Boswell has registered 28 career games with three or more field goals made.
- Boswell has made 32 of his 33 field goal attempts in his regular-season career against Cincinnati. He missed his first career kick against the Bengals in Week 3.
- Boswell has connected on four or more field goals in a single game 10 times in his career.

BOZ IN THE CLUTCH

- K **Chris Boswell** has registered eight career game-winning field goals (last five min. of the fourth quarter or overtimes), which ranks third in franchise history.

MOST GAME-WINNING FG IN LAST 5 MINUTES OF 4TH QUARTER OR OVERTIME (REGULAR AND POSTSEASON) IN FRANCHISE HISTORY

RANK	KICKER. YEARS	FGM
1.	Jeff Reed, 2002-10	11
2.	Gary Anderson, 1982-94	9
3.	Chris Boswell, 2015-current	8
4.	Shaun Suisham, 2010-14	7
5.	Norm Johnson, 1995-98	4

BOSWELL GAME-WINNING FG IN LAST 5 MINUTES OF 4TH QUARTER OR OVERTIME (REGULAR AND POSTSEASON)

YD	DATE	OPP	Q	TIME	PRE	POST	FINAL
18	11/8/2015	vs Oak	4	0:02	35-35	38-35	W, 38-35
35	1/9/2016	at Cin	4	0:14	15-16	18-16	W, 18-16
33	11/12/2017	at Ind	4	0:00	17-17	20-17	W, 20-17
53	11/26/2017	vs GB	4	0:00	28-28	31-28	W, 31-28
38	12/4/2017	at Cin	4	0:00	20-20	23-20	W, 23-20
46	12/10/2017	vs Bal	4	0:42	36-38	39-38	W, 39-38
35	12/30/2018	vs Cin	4	1:56	13-13	16-13	W, 16-13
37	10/17/2021	vs Sea	OT	--	20-20	23-20	W, 23-20 (ot)
40	11/8/2021	vs Chi	4	0:26	26-27	29-27	W, 29-27

- Boswell has now made 10 of 12 career field goals (83.3%) in the final two minutes of regulation and overtime.

BOZ FROM 50-PLUS

- K **Chris Boswell** has connected on 13 of his last 14 field goals of 50+ yards, including each of his last eight. He last missed a field goal of 50+ yards in Week 7 of 2019 (vs. Miami, Oct. 28).
- Boswell's eight straight made field goals of 50+ yards is the longest such streak in franchise history.

MOST CONSECUTIVE FG MADE FROM 50+ YARDS IN STEELERS HISTORY

RANK	KICKER. SPAN	STREAK
1.	Chris Boswell, 11/03/2019 - 11/14/2021	8*
2.	Chris Boswell, 11/16/2017 - 11/08/2018	5
3.	Jeff Reed, 12/01/2002 - 10/17/2004	4
4.	Kris Brown, 11/12/2000 - 10/14/2001	3

*indicates active streak

- Boswell's eight straight made field goals of 50+ yards is the 14th-longest such streak in the NFL since 1983.

MOST CONSECUTIVE FG MADE FROM 50+ YARDS SINCE 1983

RANK	KICKER. TEAM (SPAN)	STREAK
1.	Stephen Hauschka, Sea-Buf (9/20/2015-11/19/2017)	13
2.	Robbie Gould, Chi (11/18/2010 - 10/10/2013)	12
	Blair Walsh, Min (09/09/2012 - 09/29/2013)	12
	Justin Tucker, Bal (12/27/2015 - 12/18/2016)	12
	Matt Prater, Det (01/03/2016 - 09/24/2017)	12
5.	Younghoe Koo, Atl (12/08/2019 - 10/31/2021)	11*
	Tony Zendejas, Hou-LAN (11/13/1988 - 10/31/1993)	11
7.	Jason Hanson, Det (11/22/2007 - 11/08/2009)	10
	Jason Sanders, Mia (10 12/01/2019 - 11/29/2020)	10
	Ryan Longwell, Min (09/14/2008 - 10/23/2011)	10
10.	Adam Vinatieri, Ind (10/04/2015 - 10/09/2016)	9
	Justin Tucker, Bal (10/15/2017 - 11/18/2018)	9
	Matt Bryant, Atl (11/11/2010 - 11/10/2013)	9
	Matt Bryant, Atl (11/05/2017 - 11/18/2018)	9
14.	Chris Boswell, Pit (11/03/2019 - 11/14/2021)	8*
	Morten Andersen, Atl (10/01/1995 - 10/20/1996)	8
	Phil Dawson, SF (11/10/2013 - 10/13/2014)	8
	Robbie Gould, Chi-SF (12/20/2015 - 11/12/2018)	8
	Harrison Butker, KC (12/01/2019 - 10/17/2021)	8
	Brandon McManus, Den (09/27/2020 - 12/06/2020)	8
	Stephen Gostkowski, NE (12/01/2013 - 11/15/2015)	8
*indicates active streak		

- Boswell has made 15-of-18 field goal attempts in his NFL career from 50 yards or further, including a franchise-best 59-yard try in Week 9 of 2020 at AT&T Stadium against Dallas and a Heinz Field-best 56-yard try in Week 2 vs. Las Vegas.
- No kicker made a field goal of at least 50 yards in the first nine seasons of Heinz Field (2001-09). In fact, prior to Boswell joining the Steelers in 2015, Heinz Field witnessed just four field goals of at least 50 yards.
- Boswell has 12 field goals of at least 50 yards at Heinz Field in his career.
- Boswell's 15 field goals made from 50-plus yards are the most in Steelers history (Gary Anderson and Jeff Reed shared the previous franchise record with eight).

HIGHEST 50+ YARD FG PERCENTAGE FRANCHISE HISTORY (MIN. 15 50+ FGA)

RANK	PLAYER	FG-FGA	PCT.
1.	Chris Boswell	15-18	83.3
2.	Jeff Reed	8-17	47.1
3.	Gary Anderson	8-27	29.6

HIGHEST 50+ YARD FG PERCENTAGE DURING SUPER BOWL ERA (MIN. 15 50+ FGA)

RANK	PLAYER	FG-FGA	PCT.
1.	Chris Boswell	15-18	83.3
2.	Jason Sanders	14-18	77.8
3.	Stephen Gostkowski	33-43	76.7
4.	Tony Zendejas	17-23	73.9
5.	Matt Prater	62-84	73.8

- Boswell connected on a 51-yard field goal in Week 10 vs. Detroit.
- Boswell connected on 54 and 52-yard field goals in Week 9 vs. Chicago and added a 40-yard field goal with 30 seconds remaining in the fourth quarter that gave the Steelers a 29-27 lead. He also added a fumble recovery.
- Boswell is the first player in NFL history to make two 50+ yard field goals, make a game-winning field goal and recover an opponent's fumble all in the same game.
- Boswell connected on a 52-yard field goal in Week 6 vs. Seattle with 1:30 remaining in the fourth quarter that extended the Steelers' lead 20-17.
- Boswell connected on a 56-yard field goal in Week 2 vs. Las Vegas with 3:42 remaining in the fourth quarter that cut the Raiders' lead to 23-17.
- Boswell converted a 52-yard field goal in Week 4 at Green Bay with 5:46 remaining in the second quarter that cut the Packers' lead to 14-10.
- His 56-yard field goal is the longest in Heinz Field history – topping the previous mark of 53 yards by both Boswell vs. Green Bay on Nov. 26, 2017 and Dallas' Dan Bailey vs. Pittsburgh on Nov. 13, 2016 as the longest field goal conversion at the stadium since it opened in 2001.
- The 56-yard kick is the second-longest in team history and is the longest such kick since Nov. 8, 2020 at Dallas Cowboys (Chris Boswell, 59).

LONGEST FG IN FRANCHISE HISTORY

RANK	PLAYER (DATE. OPP.)	FG
1.	Chris Boswell (11/8/20 at Dallas)	59
2.	Chris Boswell (9/19/21 vs. Las Vegas)	56
3.	Gary Anderson (11/25/84 vs. San Diego)	55
	Kris Brown (10/14/01 at Kansas City)	55
5.	Chris Boswell (11/8/21 vs. Chicago)	54
	Gary Anderson (12/8/91 at Houston)	54
7.	Chris Boswell (11/26/17 vs. Green Bay)	53
	Gary Anderson (10/21/84 at Indianapolis)	53
	Jeff Reed (11/8/10 at Cincinnati)	53
	Jeff Reed (9/21/08 at Philadelphia)	53
	Shaun Suisham (11/9/14 at N.Y. Jets)	53

LONGEST FG IN HEINZ FIELD HISTORY

RANK	PLAYER, TEAM (DATE, OPP.)	FG
1.	Chris Boswell, Pittsburgh (9/19/21 vs. Las Vegas)	56
2.	Chris Boswell, Pittsburgh (11/8/21 vs. Chicago)	54
3.	Chris Boswell, Pittsburgh (11/26/17 vs. Green Bay)	53
	Dan Bailey, Dallas (11/13/16 at Pittsburgh)	53
5.	Chris Boswell, Pittsburgh (11/8/21 vs. Chicago)	52
	Chris Boswell, Pittsburgh (10/17/21 vs. Seattle)	52
	Chris Boswell, Pittsburgh (12/10/17 vs. Baltimore)	52
	Jeff Reed, Pittsburgh (9/12/10 vs. Atlanta)	52
	Justin Tucker, Baltimore (10/1/15 at Pittsburgh)	52
10.	Chris Boswell, Pittsburgh (11/14/21 vs. Detroit)	51
	Chris Boswell, Pittsburgh (10/18/15 vs. Arizona)	51
	Chris Boswell, Pittsburgh (11/3/19 vs. Indianapolis)	51
	Chris Boswell, Pittsburgh (12/17/17 vs. New England)	51
	Chris Boswell, Pittsburgh (12/6/15 vs. Indianapolis)	51
	Billy Cundiff, Baltimore (11/6/11 at Pittsburgh)	51
	Phil Dawson, Cleveland (12/30/12 at Pittsburgh)	51
	Zane Gonzalez, Cleveland (12/31/17 at Pittsburgh)	51
	Nick Novak, San Diego (12/9/12 at Pittsburgh)	51

- Boswell has already made six field goals from 50 yards or further in 2021 – the most by a Steelers kicker in a single season.
- Boswell’s 59-yard field goal in Week 9 at Dallas in 2020 was the longest field goal in franchise history. The previous mark was 55 yards by both Kris Brown (10/14/01 at Kansas City) and Gary Anderson (11/25/84 vs. San Diego).

MILES KILLING IT ON SPECIAL TEAMS

- **5 Miles Killebrew** registered his second blocked punt of the season, which leads the NFL, in Week 11 at Los Angeles.
- Killebrew is the first Steelers player to block multiple punts in the same season since 1960.

STEELERS-BENGALS SERIES HISTORY

- Sunday's game will mark the 105th overall and 103rd regular-season meeting between the Steelers and Bengals.
- The Steelers own a 30-game advantage in the overall series (67-37) and a 28-game lead in the regular-season series (65-37).
- Cincinnati has won consecutive games in the series for the first time since 2012-13. The Bengals won in Cincinnati in Week 16 of 2012 (13-10) and in Pittsburgh in Week 2 of 2013 (20-10).
- The Bengals have not swept the regular-season series from the Steelers since 2009.

INSIDE THE SERIES

CATEGORY	RECORD
Series History	Started in 1970
Overall	Steelers lead, 67-37
In Pittsburgh	Steelers lead, 35-17
At Cincinnati	Steelers lead, 32-20
Neutral	n/a
Overall Regular Season	Steelers lead 65-37
In Pittsburgh	Steelers lead, 35-17
At Cincinnati	Steelers lead, 30-20
Neutral	n/a
Streak	Cincinnati won last two meetings
Last Regular-Season Game	L, 24-10 (Sept. 26, 2021 in Pittsburgh)
Postseason Series	Steelers lead, 2-0
In Pittsburgh	n/a
At Cincinnati	2-0
Last Postseason Game	W, 18-16 (Jan. 9, 2016 at Cincinnati)

2021 STATS COMPARISON

	STEELERS	BENGALS
Total Games	10	10
Total Drives	114	115
Total Drives per Game	11.4	11.5
First downs	197	190
Rushing 1st downs	52	53
Passing 1st downs	123	120
1st downs from penalties	22	17
3rd down eff. (Made-Att-Pct)	59-142-42%	49-124-40%
4th down eff. (Made-Att-Pct)	4-13-31%	7-13-54%
Total Net Yards	3,280	3,541
Avg. Yards per Game	328.0	354.1
Total Plays	659	610
Yards per play	5.0	5.8
Net Yards Rushing	907	1033
Rush Attempts	244	263
Yards per rush	3.72	3.93
Net Yards Passing	2373	2508
Sacks-Yards lost	21-128	28-196
Gross Yards	2501	2704
Comp-Att-Pct	254-394-64%	218-319-68%
Yards per pass	6.02	7.86
Interceptions thrown	5	11
Punts (Num-Yds)	41-1820	38-1775
Punts blocked	0	0
Net Punting Avg Yds	38.2	40.2
Gross Punting Avg Yds	44.4	46.7

	STEELERS	BENGALS
Total Return Yds (no Kickoffs)	213	308
Punt Returns (Num-Yds)	22-194	21-166
Kickoff Returns (Num-Yds)	21-503	20-432
Int. Returns (Num-Yds)	4-19	8-142
Penalties-Yards	66-471	40-343
Turnovers	11	14
Fumbles lost	6	3
Interceptions thrown	5	11
Total Net Yards	3,280	3,541
Touchdowns	22	32
Rushing	7	10
Passing	14	22
Interceptions	0	0
Kickoff Returns	0	0
Fumble Returns	0	0
Punt Returns	0	0
Defensive/Special Teams TDs	1	0
Extra Points (Made-Att)	19-22	30-32
Kicking (Made-Att)	19-20	29-30
2Pt Conversions (Made-Att)	0-2	1-2
Safeties	0	0
Kickoffs (Num-EZ-TB)	54-34-24	54-43-37
Field Goals (Made-Att)	21-22	15-18
FGs Blocked - PATs Blocked	0-0	0-0
Goal to Go (Made-Att-Pct)	13-18-72%	13-17-76%
Red Zone (Made-Att-Pct)	18-31-58%	18-26-69%

ALL-TIME SERIES RESULTS				
Steelers lead, 67-36 (H: 35-17, A: 32-19)				
Date	Site	Week	Game	Result
2021-09-26	H	3	3	L, 24-10
2020-12-21	A	15	14	L, 27-17
2020-11-15	H	10	9	W, 36-10
2019-11-24	A	12	11	W, 16-10
2019-09-30	H	4	4	W, 27-3
2018-12-30	H	17	16	W, 16-13
2018-10-14	A	6	6	W, 28-21
2017-12-04	A	13	12	W, 23-20
2017-10-22	H	7	7	W, 29-14
2016-12-18	A	15	14	W, 24-20
2016-09-18	H	2	2	W, 24-16
2016-01-09	A	18	17	W, 18-16
2015-12-13	A	14	13	W, 33-20
2015-11-01	H	8	8	L, 16-10
2014-12-28	H	17	16	W, 27-17
2014-12-07	A	14	13	W, 42-21
2013-12-15	H	15	14	W, 30-20
2013-09-16	A	2	2	L, 20-10
2012-12-23	H	16	15	L, 13-10
2012-10-21	A	7	6	W, 24-17
2011-12-04	H	13	12	W, 35-7
2011-11-13	A	10	10	W, 24-17
2010-12-12	H	14	13	W, 23-7
2010-11-08	A	9	8	W, 27-21
2009-11-15	H	10	9	L, 18-12
2009-09-27	A	3	3	L, 23-20
2008-11-20	H	12	11	W, 27-10
2008-10-19	A	7	6	W, 38-10
2007-12-02	H	13	12	W, 24-10
2007-10-28	A	8	7	W, 24-13
2006-12-31	A	17	16	W, 23-17
2006-09-24	H	3	3	L, 28-20
2006-01-08	A	18	17	W, 31-17
2005-12-04	H	13	12	L, 38-31
2005-10-23	A	7	6	W, 27-13

ALL-TIME SERIES RESULTS				
Steelers lead, 67-36 (H: 35-17, A: 32-19)				
2004-11-21	A	11	10	W, 19-14
2004-10-03	H	4	4	W, 28-17
2003-11-30	H	13	12	L, 24-20
2003-09-21	A	3	3	W, 17-10
2002-11-24	H	12	11	W, 29-21
2002-10-13	A	6	5	W, 34-7
2001-12-30	A	16	15	L, 26-23
2001-10-07	H	4	3	W, 16-7
2000-11-26	A	13	12	W, 48-28
2000-10-15	H	7	6	W, 15-0
1999-11-28	H	12	11	L, 27-20
1999-10-17	A	6	6	W, 17-3
1998-12-20	H	16	15	L, 25-24
1998-10-11	A	6	5	L, 25-20
1997-11-16	H	12	11	W, 20-3
1997-10-19	A	8	7	W, 26-10
1996-11-10	A	11	10	L, 34-24
1996-10-13	H	7	6	W, 20-10
1995-11-19	A	12	11	W, 49-31
1995-10-19	H	8	7	L, 27-9
1994-12-04	A	14	13	W, 38-15
1994-10-16	H	7	6	W, 14-10
1993-11-07	A	10	8	W, 24-16
1993-09-19	H	3	3	W, 34-7
1992-11-29	A	13	12	W, 21-9
1992-10-19	H	7	6	W, 20-0
1991-12-15	H	16	15	W, 17-10
1991-11-10	A	11	10	W, 33-27
1990-12-02	H	13	12	L, 16-12
1990-11-18	A	11	10	L, 27-3
1989-10-08	H	5	5	L, 26-16
1989-09-17	A	2	2	L, 41-10
1988-11-06	A	10	10	L, 42-7
1988-09-18	H	3	3	L, 17-12
1987-11-22	A	11	10	W, 30-16
1987-10-25	H	7	6	W, 23-20

ALL-TIME SERIES RESULTS				
Steelers lead, 67-36 (H: 35-17, A: 32-19)				
1986-10-26	H	8	8	W, 30-9
1986-10-13	A	6	6	L, 24-22
1985-10-27	A	8	8	L, 26-21
1985-09-30	H	4	4	L, 37-24
1984-11-11	A	11	11	L, 22-20
1984-10-01	H	5	5	W, 38-17
1983-12-04	H	14	14	L, 23-10
1983-10-10	A	6	6	W, 24-14
1982-09-19	H	2	2	W, 26-20
1981-12-13	H	15	15	L, 17-10
1981-10-18	A	7	7	L, 34-7
1980-10-12	H	6	6	L, 17-16
1980-09-21	A	3	3	L, 30-28
1979-12-02	H	14	14	W, 37-17
1979-10-14	A	7	7	L, 34-10
1978-11-19	H	12	12	W, 7-6
1978-09-17	A	3	3	W, 28-3
1977-12-10	A	13	13	L, 17-10
1977-10-17	H	5	5	W, 20-14
1976-11-28	A	12	12	W, 7-3
1976-10-17	H	6	6	W, 23-6
1975-11-02	A	7	7	W, 30-24
1974-12-14	H	14	14	W, 27-3
1974-11-10	A	9	9	L, 17-10
1973-10-28	H	7	7	W, 20-13
1973-10-14	A	5	5	L, 19-7
1972-11-05	H	8	8	W, 40-17
1972-09-24	A	2	2	L, 15-10
1971-12-12	A	13	13	W, 21-13
1971-09-26	H	2	2	W, 21-10
1970-11-22	A	10	10	L, 34-7
1970-11-02	H	7	7	W, 21-10
indicates playoff game				
OT game				

STEELERS VS. BENGALS SUPERLATIVES

Passing Yards

	Name	Date	Site	Game	Week	Result
386	Ben Roethlisberger	12/4/2005	H	12	13	L, 38-31
377	Neil O'Donnell	11/19/1995	A	11	12	W, 49-31
374	Mark Malone	9/30/1985	H	4	4	L, 37-24

Pass Completions

38	Ben Roethlisberger	9/26/2021	H	3	3	L, 24-10
32	Ben Roethlisberger	10/14/2018	A	6	6	W, 28-21
31	Ben Roethlisberger	12/30/2018	H	16	17	W, 16-13

Pass Attempts

58	Ben Roethlisberger	9/26/2021	H	3	3	L, 24-10
52	Neil O'Donnell	10/19/1995	H	7	8	L, 27-9
46	Ben Roethlisberger	11/15/2020	H	10	11	W, 36-10
	Ben Roethlisberger	10/14/2018	A	6	6	W, 28-21

Passing Touchdowns

4	Ben Roethlisberger	11/15/2020	H	10	11	W, 36-10
3	12 times					
	Most recently - Ben Roethlisberger	9/18/2016	H	2	2	W, 24-16

Rushing Yards

185	Le'Veon Bell	12/7/2014	A	13	14	W, 42-21
157	Franco Harris	11/2/1975	A	7	7	W, 30-24
153	Jerome Bettis	10/7/2001	H	3	4	W, 16-7

Rushing Attempts

41	Franco Harris	10/17/1976	H	6	6	W, 23-6
37	Willie Parker	12/31/2006	A	16	17	W, 23-17
35	Le'Veon Bell	10/22/2017	H	7	7	W, 29-14

Rushing Touchdowns

3	Bam Morris	11/19/1995	A	11	12	W, 49-31
2	18 times					
	Most recently - James Conner	10/14/2018	A	6	6	W, 28-21

Receptions

14	Najee Harris	9/26/2021	H	3	3	L, 24-10
13	Hines Ward	11/30/2003	H	12	13	L, 24-20
11	Franco Harris	9/19/1982	H	2	2	W, 26-20
	John Stallworth	9/30/1985	H	4	4	L, 37-24
	Hines Ward	12/2/2007	H	12	13	W, 24-10

Receiving Yards

192	Lynn Swann	12/2/1979	H	14	14	L, 24-20
162	Dave Smith	9/26/1971	H	2	2	W, 26-20
151	John Stallworth	9/30/1985	H	4	4	L, 37-24

Receiving Touchdowns

2	13 times					
	Most recently - Chase Claypool	11/15/2020	H	10	11	W, 36-10

STEELERS VS. BENGALS SUPERLATIVES

Scrimmage Yards

235	Le'Veon Bell	12/7/2014	A	13	14	W, 42-21
192	Le'Veon Bell	20/22/2017	H	7	7	W, 29-14
	Lynn Swann	12/2/1979	H	14	14	L, 24-20

All-Purpose Yards

237	Ernie Mills	11/19/1995	A	11	12	W, 49-31
235	Le'Veon Bell	12/7/2014	A	13	14	W, 42-21
212	Antonio Brown	12/28/2014	H	16	17	W, 27-17
	Ernie Mills	10/19/1995	H	7	8	L, 27-9

Tackles

17	Dewayne Washington	12/30/2001	A	15	16	L, 26-23
12	Ryan Shazier	9/18/2016	H	2	2	W, 24-16
11	Seven times					

Sacks

4.5	Chad Brown	10/13/1996	H	6	7	W, 20-10
3.0	James Harrison	12/4/2011	H	12	13	W, 35-7
	David Little	11/29/1992	A	12	13	W, 21-9
	Mike Merriweather	10/1/1984	H	5	5	W, 38-17
	Joey Porter	10/15/2000	H	6	7	W, 15-0

Interceptions

3	Mike Wagner	10/28/1973	H	7	7	W, 20-13
2	12 times					
	Most recently - Brice McCain	12/28/2014	H	16	17	W, 27-17

Points Scored

49	11/19/1995		A	11	12	W, 49-31
48	11/26/2000		A	12	13	W, 48-28
42	12/7/2014		A	13	14	W, 42-21

Fewest Points Allowed

0	10/15/2000		H	6	7	W, 15-0
0	10/19/1992		H	6	7	W, 20-0
3	Six times					
	Most recently - 9/30/2019		H	4	4	W, 27-3

Margin of Victory

28	10/19/2018		A	6	7	W, 38-10
28	12/4/2011		H	12	13	W, 35-7
27	9/19/1993		H	3	3	W, 34-7
27	10/13/2002		A	5	6	W, 34-7

Margin of Defeat

35	11/6/1988		A	10	10	L, 42-7
31	9/17/1989		A	2	2	L, 10-41
27	11/22/1970		A	10	10	L, 34-7
27	10/18/1981		A	7	7	L, 34-7



2021 WEEK 3
Cincinnati Bengals 24, Pittsburgh Steelers 10
58,076 Heinz Field Sep 26, 2021



Cincinnati Bengals	7	7	10	0	—	24
Pittsburgh Steelers	0	7	0	3	—	10

SCORING DRIVES

TEAM	QTR	TIME	SCORING PLAY	CIN	PIT
Bengals	1	02:54	T.Boyd 17 yd. pass from J.Burrow (E.McPherson kick) (6-42, 3:51)	7	0
Steelers	2	01:04	P.Freiemuth 4 yd. pass from B.Roethlisberger (C.Boswell kick) (15-86, 8:32)	7	7
Bengals	2	00:37	J.Chase 34 yd. pass from J.Burrow (E.McPherson kick) (3-75, 0:27)	14	7
Bengals	3	08:47	E.McPherson 43 yd. Field Goal (10-55, 6:13)	17	7
Bengals	3	06:18	J.Chase 9 yd. pass from J.Burrow (E.McPherson kick) (3-19, 1:33)	24	7
Steelers	4	08:09	C.Boswell 26 yd. Field Goal (18-88, 9:03)	24	10

CINCINNATI BENGALS

PASSING	ATT	CP	YDS	SK/YD	TD	LG	INT	RTG
Joe Burrow	18	14	172	0/0	3	34t	1	122.9
TOTAL	18	14	172	0/0	3	34T	1	122.9

RUSHING	ATT	YDS	AVG	LG	TD
Joe Mixon	18	90	5.0	27	0
Joe Burrow	5	7	1.4	8	0
Samaje Perine	1	-1	-1.0	-1	0
TOTAL	24	96	4.0	27	0

RECEIVING	NO	YDS	AVG	LG	TD
Ja'Marr Chase	4	65	16.3	34t	2
Tyler Boyd	4	36	9.0	17t	1
Chris Evans	2	26	13.0	14	0
Mike D. Thomas	1	19	19.0	19	0
Auden Tate	1	14	14.0	14	0
Samaje Perine	1	8	8.0	8	0
Joe Mixon	1	4	4.0	4	0
TOTAL	14	172	12.3	34T	3

TOP DEFENSE	TOT	SOLO	AST	SCK	YDS	INT
Logan Wilson	14	6	8	0.0	0.0	2
Jessie Bates III	9	6	3	0.0	0.0	0
Eli Apple	8	4	4	0.0	0.0	0

FIELD GOALS	FGM/FGA	PERCENT	RESULTS
Evan McPherson	1-1	100.0	(43)
TOTAL	1-1	100.0	

PITTSBURGH STEELERS

PASSING	ATT	CP	YDS	SK/YD	TD	LG	INT	RTG
Ben Roethlisberger	58	38	318	4/21	1	29	2	70.9
TOTAL	58	38	318	4/21	1	29	2	70.9

RUSHING	ATT	YDS	AVG	LG	TD
Najee Harris	14	40	2.9	20	0
Ben Roethlisberger	1	5	5.0	5	0
TOTAL	15	45	3.0	20	0

RECEIVING	NO	YDS	AVG	LG	TD
Najee Harris	14	102	7.3	21	0
Chase Claypool	9	96	10.7	29	0
Ray-Ray McCloud	3	33	11.0	24	0
JuJu Smith-Schuster	3	25	8.3	16	0
Pat Freiemuth	3	22	7.3	15	1
James Washington	3	20	6.7	8	0
Cody White	2	17	8.5	11	0
Derek Watt	1	3	3.0	3	0
TOTAL	38	318	8.4	29	1

TOP DEFENSE	TOT	SOLO	AST	SCK	YDS	INT
Cameron Heyward	5	1	4	0.0	0.0	0
Joe Schobert	5	4	1	0.0	0.0	0
Terrell Edmunds	5	2	3	0.0	0.0	1

FIELD GOALS	FGM/FGA	PERCENT	RESULTS
Chris Boswell	1-2	50.0	(42, 26)
TOTAL	1-2	50.0	

Team Statistics

First Downs	12	21
3rd-Down Eff. (Made/Att/Pct)	3/9/33%	9/19/47%
4th-Down Eff. (Made/Att/Pct)	0/0/0%	0/2/0%
Total Net Yards	268	342
Total Plays	42	77
Yards Per Play	6.4	4.4
Rushes/Net Yards	24/96	15/45
Net Passing	172	297
Pass Attempts/Completions	18/14	58/38
Had Intercepted	1	2
Sacked/Yards Lost	0/0	4/21
Punts/Average	5/48.2	4/40.5
Penalties/Yards	10/89	10/73
Fumbles/Lost	0/0	1/0
Possession Time	24:38	35:22

Bengals Steelers

AMERICAN FOOTBALL CONFERENCE												
EAST DIVISION												
TEAM	W	L	T	PCT	PF	PA	NET PTS	HOME	AWAY	CONF	DIV	STREAK
New England Patriots	7	4	0	.636	300	177	123	2-4-0	5-0-0	5-1-0	2-1-0	Won 5
Buffalo Bills	6	4	0	.600	295	176	119	3-2-0	3-2-0	5-4-0	3-0-0	Lost 1
Miami Dolphins	4	7	0	.364	201	269	-68	2-3-0	2-4-0	4-5-0	2-2-0	Won 3
New York Jets	2	8	0	.200	178	320	-142	2-3-0	0-5-0	2-6-0	0-4-0	Lost 3
NORTH DIVISION												
TEAM	W	L	T	PCT	PF	PA	NET PTS	HOME	AWAY	CONF	DIV	STREAK
Baltimore Ravens	7	3	0	.700	247	230	17	4-1-0	3-2-0	4-3-0	0-1-0	Won 1
Cincinnati Bengals	6	4	0	.600	268	216	52	2-2-0	4-2-0	4-2-0	2-1-0	Won 1
Cleveland Browns	6	5	0	.545	244	251	-7	4-2-0	2-3-0	3-4-0	1-1-0	Won 1
Pittsburgh Steelers	5	4	1	.550	214	226	-12	3-2-1	2-2-0	3-3-0	1-1-0	Lost 1
SOUTH DIVISION												
TEAM	W	L	T	PCT	PF	PA	NET PTS	HOME	AWAY	CONF	DIV	STREAK
Tennessee Titans	8	3	0	.727	291	254	37	4-2-0	4-1-0	5-2-0	3-1-0	Lost 1
Indianapolis Colts	6	5	0	.545	309	245	64	3-3-0	3-2-0	5-3-0	2-2-0	Won 3
Houston Texans	2	8	0	.200	150	271	-121	1-3-0	1-5-0	2-5-0	2-1-0	Won 1
Jacksonville Jaguars	2	8	0	.200	159	262	-103	2-4-0	0-4-0	2-5-0	0-3-0	Lost 2
WEST DIVISION												
TEAM	W	L	T	PCT	PF	PA	NET PTS	HOME	AWAY	CONF	DIV	STREAK
Kansas City Chiefs	7	4	0	.636	281	250	31	4-2-0	3-2-0	2-4-0	1-1-0	Won 4
Los Angeles Chargers	6	4	0	.600	260	265	-5	3-3-0	3-1-0	4-2-0	2-0-0	Won 1
Las Vegas Raiders	5	5	0	.500	223	262	-39	3-3-0	2-2-0	4-3-0	1-2-0	Lost 3
Denver Broncos	5	5	0	.500	200	183	17	2-3-0	3-2-0	2-4-0	0-1-0	Lost 1
NATIONAL FOOTBALL CONFERENCE												
EAST DIVISION												
TEAM	W	L	T	PCT	PF	PA	NET PTS	HOME	AWAY	CONF	DIV	STREAK
Dallas Cowboys	7	3	0	.700	293	214	79	4-1-0	3-2-0	5-1-0	2-0-0	Lost 1
Philadelphia Eagles	5	6	0	.455	297	260	37	1-4-0	4-2-0	4-3-0	0-1-0	Won 2
Washington Football Team	4	6	0	.400	212	267	-55	2-3-0	2-3-0	4-2-0	1-0-0	Won 2
New York Giants	3	7	0	.300	189	246	-57	2-3-0	1-4-0	2-5-0	0-2-0	Lost 1
NORTH DIVISION												
TEAM	W	L	T	PCT	PF	PA	NET PTS	HOME	AWAY	CONF	DIV	STREAK
Green Bay Packers	8	3	0	.727	247	214	33	4-0-0	4-3-0	6-2-0	2-1-0	Lost 1
Minnesota Vikings	5	5	0	.500	255	242	13	3-2-0	2-3-0	4-2-0	2-0-0	Won 2
Chicago Bears	3	7	0	.300	163	240	-77	2-3-0	1-4-0	1-4-0	1-1-0	Lost 5
Detroit Lions	0	9	1	.050	160	273	-113	0-4-0	0-5-1	0-6-0	0-3-0	Lost 1
SOUTH DIVISION												
TEAM	W	L	T	PCT	PF	PA	NET PTS	HOME	AWAY	CONF	DIV	STREAK
Tampa Bay Buccaneers	7	3	0	.700	309	222	87	5-0-0	2-3-0	5-3-0	1-1-0	Won 1
New Orleans Saints	5	5	0	.500	251	218	33	2-2-0	3-3-0	4-4-0	1-2-0	Lost 3
Carolina Panthers	5	6	0	.455	226	220	6	2-4-0	3-2-0	3-5-0	2-0-0	Lost 1
Atlanta Falcons	4	6	0	.400	178	288	-110	1-4-0	3-2-0	2-5-0	1-2-0	Lost 2
WEST DIVISION												
TEAM	W	L	T	PCT	PF	PA	NET PTS	HOME	AWAY	CONF	DIV	STREAK
Arizona Cardinals	9	2	0	.818	310	202	108	3-2-0	6-0-0	5-2-0	4-0-0	Won 1
Los Angeles Rams	7	3	0	.700	271	227	44	3-2-0	4-1-0	5-2-0	1-2-0	Lost 2
San Francisco 49ers	5	5	0	.500	246	222	24	1-4-0	4-1-0	4-4-0	1-3-0	Won 2
Seattle Seahawks	3	7	0	.300	194	209	-15	1-4-0	2-3-0	1-5-0	1-2-0	Lost 2

STEELERS 2021 REGULAR SEASON RECORD WHEN...

CATEGORY	2021 SEASON W-L	CATEGORY	2021 SEASON W-L
STEELERS AT HEINZ FIELD	3-2	IN SEPTEMBER	1-2
STEELERS ON THE ROAD	2-2	IN OCTOBER	3-1
STEELERS ON GRASS	4-3	IN NOVEMBER	1-1
STEELERS ON ARTIFICIAL TURF	1-1	IN DECEMBER	0-0
STEELERS IN DOMES	0-0	IN JANUARY	0-0
STEELERS IN RETRACTABLE ROOF STADIUMS	0-0		
STEELERS OUTDOORS	1-0	ON SUNDAY NIGHT	1-1
STEELERS INDOORS	0-0	ON THURSDAY NIGHT	0-0
HEINZ FIELD ROOF OPEN	0-0	ON MONDAY NIGHT	1-0
HEINZ FIELD ROOF CLOSED	0-0	ON SATURDAY	0-0
STEELERS SCORE FIRST	3-2	DAY GAMES	3-3
OPPONENT SCORES FIRST	2-2	KICKOFF AT 12:00 EST	0-0
STEELERS SCORE ON FIRST POSSESSION	2-2	KICKOFF AT 3:00/3:05/3:15/3:35 EST	0-0
STEELERS SCORE 20 OR MORE POINTS	4-1	NIGHT GAMES	2-1
STEELERS SCORE 19 OR LESS POINTS	1-3		
STEELERS ALLOW 20 OR MORE	2-4	VS. AFC NORTH OVERALL	1-1
STEELERS ALLOW 19 OR LESS POINTS	3-0	VS. AFC NORTH AT HOME	0-1
		VS. AFC NORTH ON THE ROAD	1-0
STEELERS LEAD AFTER 1ST QUARTER	2-1	VS. AFC	3-3
STEELERS TRAIL AFTER 1ST QUARTER	2-3	VS. AFC EAST	1-0
SCORE TIED AFTER 1ST QUARTER	1-0	VS. AFC SOUTH	0-0
STEELERS LEAD AT HALFTIME	3-0	VS. AFC WEST	1-2
STEELERS TRAIL AT HALFTIME	1-4		
SCORE TIED AT HALFTIME	1-0	VS. NFC	2-1
STEELERS LEAD AFTER 3RD QUARTER	3-0	VS. NFC EAST	0-0
STEELERS TRAIL AFTER 3RD QUARTER	2-4	VS. NFC SOUTH	0-0
SCORE TIED AFTER 3RD QUARTER	0-0	VS. NFC NORTH	1-1
GAME GOES TO OVERTIME	1-0	VS. NFC WEST	1-0
STEELERS HAVE + TURNOVER RATIO	3-1		
STEELERS HAVE - TURNOVER RATIO	0-3		
TURNOVER RATIO EVEN	2-0		
STEELERS HAVE 30:00+TOP	4-1		
STEELERS HAVE LESS THAN 30:00 TOP	1-3		
STEELERS HAVE 100-YARD RUSHER	1-0		
STEELERS HAVE 300 NET PASSING YARDS	0-0		
STEELERS HAVE 1 100-YARD RECEIVER	1-3		
STEELERS HAVE 2 100-YARD RECEIVERS	0-0		
STEELERS WIN COIN TOSS	3-0		
STEELERS LOSE COIN TOSS	2-4		

NO.	NAME	POS	HT	WT	DOB	EXP	COLLEGE	HOMETOWN	HOW ACQ
27	Allen, Marcus	LB	6-2	215	8/7/1996	2	Penn State	Silver Spring, MD	D5a '18
29	Ballage, Kalen	RB	6-2	231	12/22/1995	4	Arizona State	Falcon, Colo.	FA '20
72	Banner, Zach	OT	6-8	335	12/25/1993	5	USC	Lakewood, WA	FA '19
9	Boswell, Chris	K	6-2	185	3/16/1991	7	Rice	Fort Worth, TX	FA '15
96	Buggs, Isaiah	DE	6-3	295	8/24/1996	3	Alabama	Ruston, LA	D6b '19
55	Bush, Devin	LB	5-11	234	7/18/1998	3	Michigan	Pembroke Pines, FL	D1 '19
98	Charlton, Taco	DE	6-6	270	11/7/1994	5	Michigan	Pickerington, OH	FA '21
11	Claypool, Chase	WR	6-4	238	7/7/1998	2	Notre Dame	Abbotsford, British Columbia, Canada	FA '20
85	Ebron, Eric	TE	6-4	253	4/10/1993	8	North Carolina	Newark, NJ	UFA '20
34	Edmunds, Terrell	S	6-1	217	1/20/1997	4	Virginia Tech	Danville, VA	D1 '18
67	Finney, B.J.	C/G	6-4	318	10/26/1991	6	Kansas State	Wichita, KS	UDFA '15
88	Freiermuth, Pat	TE	6-5	258	10/25/1998	R	Penn State	Merrimac, MA	D2 '19
81	Gentry, Zach	TE	6-8	265	9/10/1996	3	Michigan	Albuquerque, NM	D5c '19
54	Gilbert III, Ulysees	ILB	6-0	230	8/9/1997	3	Akron	Ocala, FL	D6c '19
53	Green, Kendrick	C	6-4	315	12/22/1998	R	Illinois	Peoria, IL	D3 '21
23	Haden, Joe	CB	5-11	195	4/14/1989	12	Florida	Fort Washington, MD	FA '17
71	Haeg, Joe	T	6-6	298	3/11/1993	6	North Dakota State	Lake Shore, MN	UFA '21
22	Harris, Najee	RB	6-1	232	3/9/1998	R	Alabama	Antioch, CA	D1 '21
6	Harvin III, Pressley	P	6-0	255	9/17/1998	R	Georgia Tech	Alcolu, SC	D7b '21
3	Haskins, Dwayne	QB	6-4	230	5/3/1997	3	Ohio State	Highland Park, NJ	FA '21
60	Hassenauser, J.C.	C	6-2	285	9/15/1995	2	Alabama	Woodbury, MN	FA '19
97	Heyward, Cameron	DT	6-5	295	5/6/1992	11	Ohio State	Pittsburgh, PA	D1 '04
56	Hightmiller, Alex	LB	6-4	242	8/7/1997	2	Charlotte	Wilmington, NC	D3 '20
45	Johnson, Buddy	LB	6-2	240	2/27/1999	R	Texas A&M	Dallas, TX	D4b '21
18	Johnson, Dontae	WR	5-10	183	7/5/1996	3	Toledo	Ruskin, FL	D3a '19
28	Killebrew, Miles	S	6-2	222	5/10/1993	6	Southern Utah	Henderson, NV	D4 '16
46	Kuntz, Christian	LS	6-1	228	4/13/1994	1	Duquesne	Pittsburgh, PA	FA '20
31	Layne, Justin	CB	6-2	192	1/12/1998	3	Michigan State	Cleveland, OH	D3b '19
92	Loudermilk, Isaiahh	DE	6-7	240	10/10/1997	R	Wisconsin	Howard, KN	D5 '21
35	Maulet, Arthur	CB	5-10	190	7/13/1993	5	Memphis	New Orleans, LA	FA '21
14	McClump, Ray-Ray	WR	5-9	190	10/15/1996	4	Clemson	Tampa, FL	FA '20
26	McFarland Jr., Anthony	RB	5-8	193	3/4/1999	2	Maryland	Hyattsville, MD	D4a '20
99	Mondeau, Henry	DE	6-4	280	9/19/1995	2	Oregon	Portland, OR	FA '19
65	Moore Jr., Dan	OT	6-5	315	9/28/1998	R	Texas A&M	Beaumont, TX	D4a '21
21	Norwood, Tre	DB	6-0	194	4/19/1999	R	Oklahoma	Fort Smith, AR	D7a '21
76	Okorafor, Chukwuma	OL	6-6	320	8/8/1997	4	Western Michigan	Southfield, MI	D3b '18
42	Pierre, James	CB	6-2	185	9/16/1996	2	Florida Atlantic	Deerfield Beach, FL	UFA '20
2	Roethlisberger, Ben	QB	6-5	240	3/2/1982	18	Miami (OH)	Findlay, OH	D1 '04
9	Rudolph, Mason	QB	6-5	235	6/17/1995	4	Oklahoma State	Rock Hill, SC	D3a '18
3	Schobert, Joe	LB	6-1	240	11/6/1993	6	Wisconsin	Waukesha, Wis.	TR '21 (JAX)
24	Snell Jr., Benny	RB	5-10	224	2/26/1998	3	Kentucky	Columbus, OH	D4 '19
41	Spillane, Robert	LB	6-1	229	12/14/1995	3	Western Michigan	Oak Park, IL	FA '19
20	Sutton, Cameron	CB	5-11	188	2/27/1995	5	Tennessee	Jonesboro, GA	D3a '17
51	Turner, Trai	G	6-3	315	6/14/1993	8	Louisiana State	New Orleans, LA	FA '21
48	Tuszka, Derrek	OLB	6-5	246	7/11/1996	2	North Dakota State	Warner, S.D.	D7b '20
13	Washington, James	WR	5-11	213	4/2/1996	4	Oklahoma State	Stamford, TX	D2 '18
44	Watt, Derek	FB	6-2	234	11/7/1992	6	Wisconsin	Pewaukee, WI	UFA '20
90	Watt, T.J.	LB	6-4	252	10/11/1994	5	Wisconsin	Pewaukee, WI	D1 '17
15	White, Cody	WR	6-3	215	11/28/1998	1	Michigan State	Novi, MI	FA '20
25	Witherspoon, Ahkello	CB	6-2	195	3/21/1995	5	Colorado	Sacramento, CA	TR '21 (SEA)
95	Wormley, Chris	DL	6-5	300	10/25/1993	5	Michigan	Toledo, OH	TR '20 (BAL)

Injured Reserve (7)

94	Alualu, Tyson	DE	6-3	304	5/12/1987	11	California	Honolulu, HI	UFA '17
93	Christmas, Demarcus	DT	6-3	302	7/4/1995	1	Florida State	Sarasota, FL	FA '20
73	Davis, Carlos	DE	6-2	320	8/22/1996	2	Nebraska	Blue Springs, MO	D7 '20
5	Dobbs, Joshua	QB	6-3	210	1/26/1995	4	Tennessee	Alpharetta, GA	D4 '17
69	Dotson, Kevin	OL	6-4	321	9/18/1996	2	Louisiana	Plaquemine, LA	D4b '20
19	Smith-Schuster, JuJu	WR	6-1	215	11/22/1996	5	USC	Long Beach, CA	D2 '17
91	Tuitt, Stephon	DE	6-6	303	5/23/1993	8	Notre Dame	Miami, FL	D2 '14

Practice Squad (16)

61	Archibong, Daniel	DL	6-6	307	9/12/1997	R	Temple	Springfield, Pa.	FA '21
68	Davis, Khalil	DT	6-1	308	8/22/1996	2	Nebraska	Blue Springs, MO	W-21 (TB)
33	Edmunds, Trey	RB	6-2	223	12/30/1994	3	Maryland	Danville, VA	UDFA '18
74	Green, Chaz	T	6-5	318	4/8/1992	6	Florida	Tampa, FL	UFA '21
8	Joseph, Karl	S	5-10	200	9/8/1993	6	West Virginia	Orlando, Fla.	FA '21
77	Legue, John	T	6-7	310	4/17/1996	1	Tulane	Alexandria, LA	FA '20
17	Miller, Anthony	WR	5-11	199	10/9/1994	4	Memphis	Memphis, Tenn.	FA '21
10	Morgan, James	QB	6-4	230	2/28/1997	2	Florida International	Green Bay, WI	FA '21
64	Pridgeon, Malcolm	G	6-7	310	1/20/1995	R	Ohio State	Central Islip, N.Y.	FA '21
87	Rader, Kevin	TE	6-4	250	4/26/1995	1	Youngstown State	Pittsburgh, PA	FA '19
50	Scott, Delontae	LB	6-5	246	1/21/1997	1	SMU	Irving, Texas	FA '20
82	Sims, Steven	WR	5-10	176	3/1/1997	2	Kansas	Houston, TX	FA '21
40	Stephens, Linden	DB	6-0	193	3/21/1995	3	Cincinnati	Euclid, OH	FA '21
37	Stiner, Donovan	S	6-2	210	2/11/1999	R	Florida	Houston, TX	UFA '21
49	Tuoi-Ma'iner, Jacob	OLB	6-2	285	7/25/1996	3	UCLA	Corona, Calif.	PS '18
80	Vaughns, Tyler	WR	6-2	184	6/1/1997	R	USC	Pasadena, CA	FA '21

Practice Squad Injured (1)

84	Bussey, Rico	WR	6-2	190	2/25/1998	R	Hawaii	Lawton, OK	UDFA '21
----	--------------	----	-----	-----	-----------	---	--------	------------	----------

Reserve/COVID-19 (1)

39	Fitzpatrick, Minkah	S	6-1	207	11/17/1996	4	Alabama	Old Bridge, NJ	TR '19 (MIA)
----	---------------------	---	-----	-----	------------	---	---------	----------------	--------------

Reserve/Retired (1)

98	Williams, Vince	LB	6-1	233	12/27/1989	9	Florida State	Davenport, FL	D6b '13
----	-----------------	----	-----	-----	------------	---	---------------	---------------	---------

COACHING STAFF

HEAD COACH: Mike Tomlin

ASSISTANTS: John Mitchell (Asst. Head Coach); Keith Butler (Defensive Coordinator); Matt Canada (Offensive Coordinator); Danny Smith (Special Teams Coordinator); Teryl Austin (Senior Defensive Assistant/Secondary); Grady Brown (Secondary); Karl Dunbar (Defensive Line); Eddie Faulkner (Running Backs); Ike Hillard (Wide Receivers); Adrian Klemm (Offensive Line); Denzel Martin (Assistant Defensive Linebackers); Chris Morgan (Assistant Offensive Line); Jerry Olsavsky (Inside Linebackers); Alfredo Roberts (Tight Ends); Blaine Stewart (Assistant Wide Receivers); Mike Sullivan (Quarterbacks); Matt Tomsho (Quality Control); Garrett Gionmont (Senior Conditioning Coordinator); Marcel Pastoor (Head Strength & Conditioning Coach); Rodain Delus (Strength & Conditioning Assistant)

NO.	NAME	POS	HT	WT	DOB	EXP	COLLEGE	HOMETOWN	HOW ACQ
2	Rudolph, Mason	QB	6-5	235	6/17/1995	4	Oklahoma State	Rock Hill, SC	D3a '18
3	Haskins, Dwayne	QB	6-4	230	5/3/1997	3	Ohio State	Highland Park, NJ	FA '21
6	Harvin III, Pressley	P	6-0	255	9/17/1998	R	Georgia Tech	Alexia, SC	D7a '21
7	Roethlisberger, Ben	QB	6-5	240	3/2/1982	18	Miami (OH)	Findlay, OH	D1 '04
9	Boswell, Chris	K	6-2	185	3/16/1991	7	Rice	Fort Worth, TX	FA '15
11	Claypool, Chase	WR	6-4	238	7/7/1998	2	Notre Dame	Abbotsford, British Columbia, Canada	D2 '20
13	Washington, James	WR	5-11	213	4/2/1996	4	Oklahoma State	Stamford, TX	D2 '18
14	McCloud, Ray-Ray	WR	5-9	190	10/15/1996	4	Clemson	Tampa, FL	FA '20
15	White, Cody	WR	6-3	215	11/28/1998	1	Michigan State	Novi, MI	FA '20
18	Johnson, Dontae	WR	5-10	183	7/5/1996	3	Toledo	Ruskin, FL	D3a '19
20	Sutton, Cameron	CB	5-11	188	2/27/1995	5	Tennessee	Jonesboro, GA	D3a '17
21	Norwood, Tre	DB	6-0	194	4/19/1999	R	Oklahoma	Fort Smith, AR	D7a '21
22	Harris, Najee	RB	6-1	232	3/9/1998	R	Alabama	Antioch, CA	D1 '21
23	Haden, Joe	CB	5-11	195	4/14/1989	12	Florida	Fort Washington, MD	FA '17
24	Snell Jr., Benny	RB	5-10	224	2/26/1998	3	Kentucky	Columbus, OH	D4 '19
25	Witherspoon, Ahkello	CB	6-2	195	3/21/1995	5	Colorado	Sacramento, CA	TR '21 (SEA)
26	McFarland Jr., Anthony	RB	5-8	193	3/4/1999	2	Maryland	Hyattsville, MD	D4a '20
27	Allen, Marcus	LB	6-2	215	8/7/1996	2	Penn State	Silver Spring, MD	D5a '18
28	Killebrew, Miles	S	6-2	222	5/10/1993	6	Southern Utah	Henderson, NV	D4 '16
29	Ballage, Kalen	RB	6-2	231	12/22/1995	4	Arizona State	Falcon, Colo.	FA '20
31	Layne, Justin	CB	6-2	192	1/12/1998	3	Michigan State	Cleveland, OH	D3b '19
34	Edmunds, Terrell	S	6-1	217	1/20/1997	4	Virginia Tech	Danville, VA	D1 '18
35	Maulet, Arthur	CB	5-10	190	7/13/1993	5	Memphis	New Orleans, LA	FA '21
41	Spillane, Robert	LB	6-1	229	12/14/1995	3	Western Michigan	Oak Park, IL	FA '19
42	Pierre, James	CB	6-2	185	9/16/1996	2	Florida Atlantic	Deerfield Beach, FL	UDFA '20
44	Watt, Derek	FB	6-2	234	1/7/1992	6	Wisconsin	Pewaukee, WI	UFA '20
45	Johnson, Buddy	LB	6-2	240	2/27/1999	R	Texas A&M	Dallas, TX	D4b '21
46	Kuntz, Christian	LS	6-1	228	4/13/1994	1	Duquesne	Pittsburgh, PA	FA '20
48	Tuszka, Derrek	OLB	6-5	246	7/11/1996	2	North Dakota State	Warner, S.D.	D17b '20
49	Turner, Trai	G	6-3	315	1/1/1993	8	Louisiana State	New Orleans, LA	FA '21
53	Green, Kendrick	C	6-4	315	12/22/1998	R	Illinois	Peoria, IL	D3 '21
54	Gilbert III, Ulysees	ILB	6-0	230	8/9/1997	3	Akron	Ocala, FL	D6c '19
55	Bush, Devin	LB	5-11	234	7/18/1998	3	Michigan	Pembroke Pines, FL	D1 '19
56	Hightsmith, Alex	LB	6-4	242	8/7/1997	2	Charlotte	Wilmington, NC	D3 '20
60	Hassenaue, J.C.	C	6-2	295	9/15/1995	2	Alabama	Woodbury, MN	FA '19
65	Moore Jr., Dan	OT	6-5	315	9/28/1998	R	Texas A&M	Beaumont, TX	D4a '21
67	Finney, B.J.	C/G	6-4	318	10/26/1991	6	Kansas State	Wichita, KS	UDFA '15
71	Haeg, Joe	T	6-6	298	3/11/1993	6	North Dakota State	Lake Shore, MN	UFA '21
72	Banner, Zach	OT	6-8	335	12/25/1993	5	USC	Lakewood, WA	FA '19
76	Okorafor, Chukwuma	OL	6-6	320	8/8/1997	4	Western Michigan	Southfield, MI	D3b '18
81	Gentry, Zach	TE	6-8	265	9/10/1996	3	Michigan	Albuquerque, NM	D5 '19
85	Ebron, Eric	TE	6-4	253	4/10/1993	8	North Carolina	Newark, NJ	UFA '20
88	Freiermuth, Pat	TE	6-5	258	10/25/1998	R	Penn State	Merrimac, MA	FA '21
90	Watt, T.J.	LB	6-4	252	10/11/1994	5	Wisconsin	Pewaukee, WI	D1 '17
92	Loudermilk, Isaiah	DE	6-7	240	10/10/1997	R	Wisconsin	Howard, KN	D5 '21
93	Schobert, Joe	LB	6-1	240	11/6/1993	6	Wisconsin	Waukesha, Wis.	TR '21 (JAX)
95	Wormley, Chris	DL	6-5	300	10/25/1993	5	Michigan	Toledo, OH	TR '20 (BAL)
96	Bugbs, Isaiah	DE	6-3	295	8/24/1996	3	Alabama	Ruston, LA	D6b '19
97	Heyward, Cameron	DT	6-5	295	5/6/1989	11	Ohio State	Pittsburgh, PA	D1 '11
98	Charlton, Taco	DE	6-6	270	11/7/1994	5	Michigan	Pickerington, OH	FA '21
99	Mondeaux, Henry	DE	6-4	280	9/19/1995	2	Oregon	Portland, OR	FA '19

Practice Squad (16)

8	Joseph, Karl	S	5-10	200	9/8/1993	6	West Virginia	Orlando, Fla.	FA '21
10	Morgan, James	QB	6-4	230	2/28/1997	2	Florida International	Green Bay, WI	FA '21
17	Miller, Anthony	WR	5-11	199	10/9/1994	4	Memphis	Memphis, Tenn.	FA '21
33	Edmunds, Trey	RB	6-2	223	12/30/1994	3	Maryland	Danville, VA	UDFA '18
37	Stiner, Donovan	S	6-2	210	2/11/1999	R	Florida	Houston, TX	UDFA '21
40	Stephens, Linden	DB	6-0	193	3/21/1995	3	Cincinnati	Euclid, OH	FA '21
49	Tuioti-Mariner, Jacob	OLB	6-2	285	7/25/1996	3	UCLA	Corona, Calif.	PS '18
50	Scott, Delontae	LB	6-5	246	1/21/1997	1	SMU	Irvine, Texas	FA '20
61	Archibong, Daniel	DL	6-6	307	9/12/1997	R	Temple	Springfield, Pa.	FA '21
64	Pridgeon, Malcolm	G	6-7	310	1/20/1995	R	Ohio State	Central Islip, N.Y.	FA '21
68	Davis, Khalil	DT	6-1	308	8/22/1996	2	Nebraska	Blue Springs, MO	W-21 (TB)
74	Green, Chaz	T	6-5	318	4/8/1992	6	Florida	Tampa, FL	UFA '21
77	Legvie, John	T	6-7	310	4/17/1996	1	Tulane	Alexandria, LA	FA '20
80	Vaughns, Tyler	WR	6-2	184	6/1/1997	R	USC	Pasadena, CA	FA '21
82	Sims, Steven	WR	5-10	176	3/31/1997	2	Kansas	Houston, TX	FA '21
87	Rader, Kevin	TE	6-4	250	4/26/1995	1	Youngstown State	Pittsburgh, PA	FA '19

Injured Reserve (7)

5	Dobbie, Joshua	QB	6-3	210	1/26/1995	4	Tennessee	Alpharetta, GA	D4 '17
19	Smith-Schuster, JuJu	WR	6-1	215	11/22/1996	5	USC	Long Beach, CA	D2 '17
69	Dotson, Kevin	OL	6-4	321	9/18/1996	2	Louisiana	Plaquemine, LA	D4b '20
73	Davis, Carlos	DT	6-2	320	8/22/1996	2	Nebraska	Blue Springs, MO	D7 '20
91	Tuitt, Stephen	DE	6-6	303	5/23/1993	8	Notre Dame	Miami, FL	D2 '14
93	Christmas, Demarcus	DT	6-3	302	7/4/1995	1	Florida State	Sarasota, FL	FA '20
94	Alualu, Tyson	DE	6-3	304	5/12/1987	11	California	Honolulu, HI	UFA '17

Reserve/COVID-19 (1)

39	Fitzpatrick, Minkah	S	6-1	207	11/17/1996	4	Alabama	Old Bridge, NJ	TR '19 (MIA)
----	---------------------	---	-----	-----	------------	---	---------	----------------	--------------

COACHING STAFF

HEAD COACH: Mike Tomlin

ASSISTANTS: John Mitchell (Asst. Head Coach); Keith Butler (Defensive Coordinator); Matt Canada (Offensive Coordinator); Danny Smith (Special Teams Coordinator); Teryl Austin (Senior Defensive Assistant/Secondary); Grady Brown (Secondary); Karl Dunbar (Defensive Line); Eddie Faulkner (Running Backs); Ike Hillard (Wide Receivers); Adrian Klemm (Offensive Line); Denzel Martin (Assistant Outside Linebackers); Chris Morgan (Assistant Offensive Line); Jerry DiSavary (Inside Linebackers); Alfredo Roberts (Tight Ends); Blaine Stewart (Assistant Wide Receivers); Mike Sullivan (Quarterbacks); Matt Tomsho (Quality Control); Garrett Gionmont (Senior Conditioning Coordinator); Marcel Pastoor (Head Strength & Conditioning Coach); Rodain Delus (Strength & Conditioning Assistant)

QUARTERBACKS (3)

2 Mason Rudolph	QB	3 Dwayne Haskins	QB
7 Ben Roethlisberger	QB		

RUNNING BACKS (5)

22 Najee Harris	RB	24 Benny Snell Jr.	RB
26 Anthony McFarland Jr.	RB	29 Kalen Ballage	RB
44 Derek Watt	FB		

WIDE RECEIVERS (5)

11 Chase Claypool	WR	13 James Washington	WR
14 Ray-Ray McCloud	WR	15 Cody White	WR
18 Diontae Johnson	WR		

TIGHT ENDS (3)

81 Zach Gentry	TE	85 Eric Ebron	TE
88 Pat Freiermuth	TE		

OFFENSIVE LINE (8)

51 Trai Turner	G	53 Kendrick Green	C
60 J.C. Hassenauer	C	65 Dan Moore Jr.	OT
67 B.J. Finney	C/G	71 Joe Haeg	T
72 Zach Banner	OT	76 Chukwuma Okorafor	OL

LINEBACKERS (9)

27 Marcus Allen	LB	41 Robert Spillane	LB
45 Buddy Johnson	LB	48 Derrek Tuszka	OLB
54 Ulysees Gilbert III	ILB	55 Devin Bush	LB
56 Alex Highsmith	LB	90 T.J. Watt	LB
93 Joe Schobert	LB		

DEFENSIVE BACKS (9)

20 Cameron Sutton	CB	21 Tre Norwood	DB
23 Joe Haden	CB	25 Ahkello Witherspoon	CB
28 Miles Killebrew	S	31 Justin Layne	CB
34 Terrell Edmunds	S	35 Arthur Maulet	CB
42 James Pierre	CB		

DEFENSIVE LINE (6)

92 Isaiahh Loudermilk	DE	95 Chris Wormley	DL
96 Isaiah Buggs	DE	97 Cameron Heyward	DT
98 Taco Charlton	DE	99 Henry Mondeaux	DE

SPECIALISTS (3)

6 Pressley Harvin III	P	9 Chris Boswell	K
46 Christian Kuntz	LS		

2021 PITTSBURGH STEELERS EXPERIENCE (AS OF NOVEMBER 28, 2021)

NO	NAME	POS	HT	WT	DOB	AGE	EXP	COLLEGE	HOMETOWN	HOW ACQ	GP	GS	DPN	INA
EIGHTEENTH SEASON (1)														
7	Ben Roethlisberger	QB	6-5	240	03/02/82	39	18	Miami (OH)	Findlay, OH	D1 '04	9	9	0	0
TWELFTH SEASON (1)														
23	Joe Haden	CB	5-11	195	04/14/89	32	12	Florida	Fort Washington, MD	FA '17	8	8	0	2
ELEVENTH SEASON (2)														
97	Cameron Heyward	DT	6-5	295	05/06/89	32	11	Ohio State	Pittsburgh, PA	D1 '11	10	10	0	0
94	Tyson Alualu	DE	6-3	304	05/12/87	34	11	California	Honolulu, HI	UFA '11	2	2	0	0
EIGHTH SEASON (3)														
85	Eric Ebron	TE	6-4	253	04/10/93	28	8	North Carolina	Newark, NJ	UFA '20	8	3	0	2
91	Stephon Tuitt	DE	6-6	303	05/23/93	28	8	Notre Dame	Miami, FL	D2 '14	0	0	0	0
51	Trai Turner	G	6-3	315	06/14/93	28	8	Louisiana State	New Orleans, LA	FA '21	10	10	0	0
SEVENTH SEASON (1)														
9	Chris Boswell	K	6-2	185	03/16/91	30	7	Rice	Fort Worth, TX	FA '15	10	0	0	0
SIXTH SEASON (7)														
67	B.J. Finney	C/G	6-4	318	10/26/91	30	6	Kansas State	Wichita, KS	UDFA '15	5	0	4	1
74	Chaz Green	T	6-5	318	04/08/92	29	6	Florida	Tampa, FL	FA '21	1	0	0	0
44	Derek Watt	FB	6-2	234	11/07/92	29	6	Wisconsin	Pewaukee, WI	UFA '20	10	2	0	0
71	Joe Haeg	T	6-6	298	03/11/93	28	6	North Dakota State	Lake Shore, MN	UFA '21	8	1	2	0
93	Joe Schobert	LB	6-1	240	11/06/93	28	6	Wisconsin	Waukesha, Wis.	TR '21 (JAX)	10	10	0	0
8	Karl Joseph	S	5-10	200	09/08/93	28	6	West Virginia	Orlando, Fla.	FA '21	2	0	0	0
28	Miles Killebrew	S	6-2	222	05/10/93	28	6	Southern Utah	Henderson, NV	D4 '16	10	0	0	0
FIFTH SEASON (8)														
25	Akhello Witherspoon	CB	6-2	195	03/21/95	26	5	Colorado	Sacramento, CA	TR '21 (SEA)	2	0	0	8
35	Arthur Maulet	CB	5-10	190	07/13/93	28	5	Memphis	New Orleans, LA	FA '21	10	1	0	0
20	Cameron Sutton	CB	5-11	188	02/27/95	26	5	Tennessee	Jonesboro, GA	D3a '17	9	9	0	1
95	Chris Wormley	DL	6-5	300	10/25/93	28	5	Michigan	Toledo, OH	TR '20 (BAL)	10	9	0	0
19	JuJu Smith-Schuster	WR	6-1	215	11/22/96	25	5	USC	Long Beach, CA	D2 '17	5	5	0	0
90	T.J. Watt	LB	6-4	252	10/11/94	27	5	Wisconsin	Pewaukee, WI	D1 '17	8	8	0	2
98	Taco Charlton	DE	6-6	270	11/07/94	27	5	Michigan	Pickerington, OH	FA '21	4	1	0	0
72	Zach Banner	OT	6-8	335	12/25/93	27	5	USC	Lakewood, WA	FA '19	2	0	0	3
FOURTH SEASON (9)														
17	Anthony Miller	WR	5-11	199	10/09/94	27	4	Memphis	Memphis, Tenn.	FA '21	2	0	0	2
76	Chukwuma Okorafor	OL	6-6	320	08/08/97	24	4	Western Michigan	Southfield, MI	D3b '18	9	9	0	1
13	James Washington	WR	5-11	213	04/02/96	25	4	Oklahoma State	Stamford, TX	D2 '18	9	2	0	1
5	Joshua Dobbs	QB	6-3	210	01/26/95	26	4	Tennessee	Alpharetta, GA	D4 '17	0	0	0	0
29	Kalen Ballage	RB	6-2	231	12/22/95	25	4	Arizona State	Falcon, Colo.	FA '20	10	0	0	0
2	Mason Rudolph	QB	6-5	235	06/17/95	26	4	Oklahoma State	Rock Hill, SC	D3a '18	1	1	9	0
39	Minkah Fitzpatrick	S	6-1	207	11/17/96	25	4	Alabama	Old Bridge, NJ	TR '19 (MIA)	9	9	0	0
14	Ray-Ray McCloud	WR	5-9	190	10/15/96	25	4	Clemson	Tampa, FL	FA '20	10	2	0	0
34	Terrell Edmunds	S	6-1	217	01/20/97	24	4	Virginia Tech	Danville, VA	D1 '18	10	10	0	0
THIRD SEASON (12)														
24	Benny Snell Jr.	RB	5-10	224	02/26/98	23	3	Kentucky	Columbus, OH	D4 '19	10	0	0	0
55	Devlin Bush	LB	5-11	234	07/18/98	23	3	Michigan	Pembroke Pines, FL	D1 '19	9	9	0	1
15	Diontae Johnson	WR	5-10	183	07/05/96	25	3	Toledo	Ruskin, FL	D3a '19	9	8	0	1
3	Dwayne Haskins	QB	6-4	230	05/03/97	24	3	Ohio State	Highland Park, NJ	FA '21	0	0	0	9
96	Isaiah Bugbs	DE	6-3	295	08/24/96	25	3	Alabama	Ruston, LA	D6b '19	10	6	0	0
49	Jacob Tuitt-Mariner	OLB	6-2	285	07/25/96	25	3	UCLA	Corona, Calif.	PS '18	6	0	0	2
31	Justin Layne	CB	6-2	192	01/12/98	23	3	Michigan State	Cleveland, OH	D3b '19	10	0	0	0
40	Linden Stephens	DB	6-0	193	03/21/95	26	3	Cincinnati	Eucld, OH	FA '21	0	0	0	0
41	Robert Spillane	LB	6-1	229	12/14/95	25	3	Western Michigan	Oak Park, IL	FA '19	9	1	0	1
33	Trey Edmunds	RB	6-2	223	12/30/94	26	3	Maryland	Danville, VA	UDFA '18	0	0	0	0
54	Ulysees Gilbert III	ILB	6-0	230	08/09/97	24	3	Akron	Ocala, FL	D6c '19	10	0	0	0
81	Zach Gentry	TE	6-8	265	09/10/96	25	3	Michigan	Albuquerque, NM	D5 '19	10	5	0	0
SECOND SEASON (13)														
56	Alex Highsmith	LB	6-4	242	08/07/97	24	2	Charlotte	Wilmington, NC	D3 '20	9	9	0	1
26	Anthony McFarland Jr.	RB	5-8	193	03/04/99	22	2	Maryland	Hyattsville, MD	D4a '20	1	0	0	3
73	Carlos Davis	DT	6-2	320	08/22/96	25	2	Nebraska	Blue Springs, MO	D7 '20	1	0	0	5
11	Chase Claypool	WR	6-4	238	07/07/98	23	2	Notre Dame	Abbotsford, British Columbia, Canada	D2 '20	8	7	0	2
48	Derrick Tuszka	OLB	6-5	246	07/11/96	25	2	North Dakota State	Warner, S.D.	D7b '20	8	0	0	0
99	Henry Mondeaux	DE	6-4	280	09/19/95	26	2	Oregon	Portland, OR	FA '19	8	0	0	0
60	J.C. Hassenaue	C	6-2	295	09/15/95	26	2	Alabama	Woodbury, MN	FA '19	10	1	0	0
10	James Morgan	QB	6-4	230	02/28/97	24	2	Florida International	Green Bay, WI	FA '21	0	0	0	0
42	James Pierre	CB	6-2	185	09/16/96	25	2	Florida Atlantic	Deerfield Beach, FL	UDFA '20	10	3	0	0
69	Kevin Dotson	OL	6-4	321	09/18/96	25	2	Louisiana	Plaquemine, LA	D4b '20	9	9	0	0
68	Khalil Davis	DT	6-1	308	08/22/95	25	2	Nebraska	Blue Springs, MO	W-21 (TB)	1	0	1	5
27	Marcus Allen	LB	6-2	215	08/07/96	25	2	Penn State	Silver Spring, MD	D5a '18	10	0	0	0
82	Steven Sims	WR	5-10	176	03/31/97	24	2	Kansas	Houston, TX	FA '21	1	0	0	0
FIRST SEASON (6)														
46	Christian Kuntz	LS	6-1	228	04/13/94	27	1	Duquesne	Pittsburgh, PA	FA '20	10	0	0	0
15	Cody White	WR	6-3	215	11/28/98	22	1	Michigan State	Novi, MI	FA '20	8	0	0	0
50	Deontae Scott	LB	6-5	246	01/21/97	24	1	SMU	Irving, Texas	FA '20	1	0	0	0
93	Demarcus Christmas	DT	6-3	302	07/04/95	26	1	Florida State	Sarasota, FL	FA '20	0	0	0	0
77	John Legue	T	6-7	310	04/17/96	25	1	Tulane	Alexandria, LA	FA '20	0	0	0	0
87	Kevin Rader	TE	6-4	250	04/26/95	26	1	Youngstown State	Pittsburgh, PA	FA '19	1	0	0	0
ROOKIE (12)														
45	Buddy Johnson	LB	6-2	240	02/27/99	22	R	Texas A&M	Dallas, TX	D4b '21	2	0	1	7
65	Dan Moore Jr.	OT	6-5	315	09/28/98	23	R	Texas A&M	Beaumont, TX	D4a '21	10	10	0	0
61	Daniel Archibong	DL	6-6	307	09/12/97	24	R	Temple	Springfield, Pa.	FA '21	1	0	0	0
37	Donovan Stiner	S	6-2	210	02/11/99	22	R	Florida	Houston, TX	UDFA '21	0	0	0	0
92	Isaiah Loundermilk	DE	6-7	240	10/10/97	24	R	Wisconsin	Howard, KN	D5 '21	8	0	0	2
53	Kendrick Green	C	6-4	315	12/22/98	22	R	Illinois	Peoria, IL	D3 '21	10	10	0	0
64	Malcolm Pridgeon	G	6-7	310	01/20/95	26	R	Ohio State	Central Islip, N.Y.	FA '21	0	0	0	0
22	Najee Harris	RB	6-1	232	03/09/98	23	R	Alabama	Antioch, CA	D1 '21	10	10	0	0
88	Pat Freiermuth	TE	6-5	258	10/25/98	23	R	Penn State	Merrimac, MA	D2 '21	10	6	0	0
6	Pressley Harvin III	P	6-0	255	09/17/98	23	R	Georgia Tech	Alcolu, SC	D7b '21	10	0	0	0
21	Tre Norwood	DB	6-0	194	04/19/99	22	R	Oklahoma	Fort Smith, AR	D7a '21	10	3	0	0
80	Tyler Vaughns	WR	6-2	184	06/01/97	24	R	USC	Pasadena, CA	FA '21	0	0	0	0

YEAR	DRAFTTEES (28)	FREE AGENTS (18)	COLLEGE FREE AGENTS (2)	TRADES/WAIVERS (3)
2021	RB Najee Harris (1) TE Pat Freiermuth (2) C Kendrick Green (3) OT Dan Moore Jr. (4a) LB Buddy Johnson (4b) DE Isaiahh Loudermilk (5) DB Tre Norwood (7a) P Pressley Harvin III (7b)	RB Kalen Ballage (FA '20) T Joe Haeg (UFA '21) QB Dwayne Haskins (FA '21) CB Arthur Maulet (FA '21) G Trai Turner (FA '21) OLB Derrek Tuszka (D7b '20)		LB Joe Schobert (TR '21 JAX) CB Ahkello Witherspoon (TR '21 SEA)
2020	WR Chase Claypool (2) LB Alex Highsmith (3) RB Anthony McFarland Jr. (4)	DE Taco Charlton (FA '21) TE Eric Ebron (UFA '20) LS Christian Kuntz (FA '20) WR Ray-Ray McCloud (FA '20) FB Derek Watt (UFA '20) WR Cody White (FA '20)	CB James Pierre (UDFA '20)	DL Chris Wormley (TR '20 BAL)
2019	LB Devin Bush (1) WR Diontae Johnson (3) CB Justin Layne (3) RB Benny Snell Jr. (4) TE Zach Gentry (5) DE Isaiah Buggs (6) ILB Ulysees Gilbert III (6)	OT Zach Banner (FA '19) C J.C. Hassenauer (FA '19) DE Henry Mondeaux (FA '19) LB Robert Spillane (FA '19)		
2018	S Terrell Edmunds (1) WR James Washington (2) OL Chukwuma Okorafor (3) QB Mason Rudolph (3) LB Marcus Allen (5)			
2017	LB T.J. Watt (1) CB Cameron Sutton (3)	CB Joe Haden (FA '17)		
2016	S Miles Killebrew (4)			
2015		K Chris Boswell (FA '15)	C/G B.J. Finney (UDFA '15)	
2011	DT Cameron Heyward (1)			
2004	QB Ben Roethlisberger (1)			

(As of November 23, 2021)

OFFENSE

WR	13 James Washington	14 Ray-Ray McCloud	
WR	18 Diontae Johnson	15 Cody White	
WR	11 Chase Claypool	15 Cody White	
LT	65 <u>Dan Moore Jr.</u>	71 Joe Haeg	
LG	60 J.C. Hassenauer		
C	53 <u>Kendrick Green</u>	60 J.C. Hassenauer	
RG	51 Trai Turner	67 B.J. Finney	
RT	76 Chukwuma Okorafor	72 Zach Banner	
TE	85 Eric Ebron	-or- 88 <u>Pat Freiermuth</u>	81 Zach Gentry
QB	7 Ben Roethlisberger	2 Mason Rudolph	3 Dwayne Haskins
RB	22 <u>Najee Harris</u>	24 Benny Snell Jr.	29 Kalen Ballage
			26 Anthony McFarland Jr.
FB	44 Derek Watt		

DEFENSE

DT	97 Cameron Heyward	92 <u>Isaiah Luderer</u>	
DE	95 Chris Wormley		
NT	96 Isaiah Bugbs	99 Henry Mondeaux	
LOLB	90 T.J. Watt	98 Taco Charlton	48 Derrek Tuszka
LILB	55 Devin Bush	27 Marcus Allen	54 Ulysees Gilbert III
RILB	93 Joe Schobert	41 Robert Spillane	45 <u>Buddy Johnson</u>
ROLB	56 Alex Highsmith	98 Taco Charlton	48 Derrek Tuszka
LCB	23 Joe Haden	31 Justin Layne	25 Ahkello Witherspoon
RCB	20 Cameron Sutton	42 James Pierre	35 Arthur Maulet
SS	34 Terrell Edmunds	28 Miles Killebrew	
FS	39 Minkah Fitzpatrick	21 <u>Tre Norwood</u>	

SPECIALISTS

K	9 Chris Boswell		
H	6 <u>Pressley Harvin III</u>		
P	6 <u>Pressley Harvin III</u>		
LS	46 Christian Kuntz		
PR	14 Ray-Ray McCloud	18 Diontae Johnson	42 James Pierre
KR	14 Ray-Ray McCloud	24 Benny Snell Jr.	42 James Pierre

PRONUNCIATION GUIDE

Kalen Ballage	bull-AHGE	Chukwuma Okorafor	Chuck-WOO-muh oh-KOR-uh-for
Pat Freiermuth	Friar-mooth	Ben Roethlisberger	Roth-lis-ber-ger
Najee Harris	NAH-jee	Joe Schobert	SHOW-ber
Miles Killebrew	KILLA-brew	Robert Spillane	Spuh-LANE
Arthur Maulet	mah-LETT	Derrek Tuszka	TUSS-kuh
Henry Mondeaux	Mahn-doe	Ahkello Witherspoon	uh-KELL-oh

DATE	POS.	PLAYER	TRANSACTION	POS.	PLAYER	TRANSACTION
11/20	QB	Ben Roethlisberger	Activated from the Reserve/COVID list	S	Karl Joseph	Elevated to the Active/Inactive Roster as a COVID-19 replacement
	DL	Daniel Archibong	Elevated to the Active/Inactive Roster	LB	Delontae Scott	Elevated to the Active/Inactive Roster
	G	Kevin Dotson	Placed on Reserve/Injured List			
11/15	S	Minkah Fitzpatrick	Placed on Reserve/COVID 19 List	QB	James Morgan	Signed to Practice Squad
	NT	Isaiah Mack	Released from Practice Squad			
11/14	QB	Ben Roethlisberger	Placed on Reserve/COVID 19 List			
11/13	WR	Steven Sims Sr.	Elevated to the Active/Inactive Roster			
11/11	LB	Jacob Tuitt-Mariner	Signed to Practice Squad			
11/9	K	Josh Lambo	Released from Practice Squad			
11/8	TE	Kevin Rader	Elevated to the Active/Inactive Roster			
11/2	LB	Taco Charlton	Promoted to 53-man Roster	K	Josh Lambo	Signed to Practice Squad
	DT	Khalil Davis	Signed to Practice Squad	DL	Chris Slayton	Released from Practice Squad
	LB	Melvin Ingram III	Traded to Kansas City for 2022 sixth-round draft pick			
10/30	DE	Taco Charlton	Elevated to Active/Inactive Roster			
10/16	WR	JuJu Smith-Schuster	Reserve/Injured List	OT	Zach Banner	Elevated to Active/Inactive Roster
	WR	JuJu Smith-Schuster	Placed on Reserve/Injured List	LT	Zach Banner	Activated off Reserve/Injured Designated for Return List
10/13	CB	Linden Stephens	Signed to Practice Squad			
10/12	NT	Eli Ankou	Released from Practice Squad	WR	Anthony Miller	Signed to Practice Squad
	DT	Isaiah Mack	Signed to Practice Squad			
10/9	G	Rashaad Coward	Released	WR	Cody White	Promoted to Active Roster
	S	Karl Joseph	Elevated to Active/Inactive Roster			
10/4	NT	Eli Ankou	Signed to Practice Squad			
10/2	WR	Cody White	Elevated to Active/Inactive Roster	OT	Chaz Green	Elevated to Active/Inactive Roster
9/28	LB	Derrek Tuszka	Promoted to Active Roster	LB	Jamir Jones	Released
9/25	LB	Derrek Tuszka	Elevated to Active/Inactive Roster	WR	Cody White	Elevated to Active/Inactive Roster
9/20	DL	Tyson Alualu	Placed on Reserve/Injured List	DL	Henry Mondeaux	Promoted to Active Roster
	LB	Taco Charlton	Signed to Practice Squad			
9/10	LB	T.J. Watt	Signed to five-year contract			
9/3	CB	Ankello Witherspoon	Acquired from Seattle for 2023 fifth-round draft pick	DE	Henry Mondeaux	Released
9/1	WR	Rico Bussey	Signed to Practice Squad	WR	Cody White	Signed Practice Squad
	RB	Trey Edmunds	Signed to Practice Squad	RB	Jaylen Samuels	Signed Practice Squad
	OL	Chaz Green	Signed Practice Squad	OL	John Leglue	Signed Practice Squad
	TE	Kevin Rader	Signed Practice Squad	DB	Mark Gilbert	Signed Practice Squad
	DB	Donovan Stiner	Signed Practice Squad	WR	Steven Sims Sr.	Signed Practice Squad
	OL	Malcolm Pridgeon	Signed Practice Squad	LB	Derrek Tuszka	Signed Practice Squad
	DL	Daniel Archibong	Signed to Practice Squad	S	Karl Joseph	Signed Practice Squad
	OL	Zach Banner	Reserve/Injured List	RB	Anthony McFarland Jr.	Reserve/Injured List
	DE	Stephon Tuitt	Reserve/Injured List	G	Rashaad Coward	Promoted to Active/Inactive Roster
	OL	B.J. Finney	Promoted to Active/Inactive Roster	DB	Arthur Maulet	Promoted to Active Roster
8/31	WR	Rico Bussey	Released	WR	Cody White	Released
	RB	Trey Edmunds	Released	RB	Jaylen Samuels	Released
	G	Rashaad Coward	Released	OL	B.J. Finney	Released
	OL	Chaz Green	Released	OL	John Leglue	Released
	TE	Kevin Rader	Released	LB	Cassius Marsh	Released
	LB	Quincy Roche	Released	LB	Jamar Watson	Released
	DB	Mark Gilbert	Released	DB	Arthur Maulet	Released
	DB	Donovan Stiner	Released	P	Jordan Berry	Released
	LS	Kameron Canaday	Released	QB	Joshua Dobbs	Reserve/Injured List
8/28	TE	Marcus Baugh	Released	RB	Tony Brooks-James	Released
	CB	Shakur Brown	Released	DL	T.J. Carter	Released
	WR	Anthony Johnson	Released	CB	Lafayette Pitts	Released
	G	Malcolm Pridgeon	Released	WR	Mathew Sexton	Released
	S	Lamont Wade	Released			
8/24	S	Antoine Brooks Jr.	Waived/Injured	LB	Calvin Bundance	Released
	RB	Pete Guerriero	Released	OL	Aviante Collins	Released
	WR	Tyler Simmons	Released			
8/17	K	Sam Sloman	Released	DB	Stephen Denmark	Released
	DL	Abdullah Anderson	Released	OL	Brandon Walton	Released
	WR	Isaiah McKoy	Released			
8/14	LB	Tegray Scales	Waived	LB	Joe Schobert	Acquired from Jacksonville for a 2022 sixth-round draft pick
8/9	DL	Calvin Taylor	Waived/Injured	G	Malcolm Pridgeon	Signed
8/8	RB	Pete Guerriero	Signed			
8/6	DB	Lafayette Pitts	Signed			
8/4	OT	Anthony Coyle	Waived/Injured	DB	DeMarkus Ayco	Waived/Injured
8/3	LB	Jarvis Miller	Released	RB	Tony Brooks-James	Signed
7/30	TE	Dax Raymond	Waived/Injured	TE	Marcus Baugh	Signed
7/22	LB	Calvin Bundance	Signed			
7/21	LB	Vince Williams	Retired	C	Kendrick Green	Signed
7/20	OT	Chaz Green	Signed to one-year contract	LB	Melvin Ingram III	Signed to one-year contract
7/1	DT	Demarcus Christmas	Waived/Injured	K	Sam Sloman	Signed to one-year contract
6/25	G	Trai Turner	Signed to one-year contract			
6/24	G	David DeCastro	Released			
5/25	TE	Pat Freiermuth	Signed	RB	Najee Harris	Signed
5/18	LB	Buddy Johnson	Signed	OT	Dan Moore Jr.	Signed
5/15	P	Pressley Harvin III	Signed	DB	Tre Norwood	Signed
	LB	Quincy Roche	Signed	DE	Isaiah Luderemilk	Signed

5/7	CB	Trevor Williams	Waived	S	John Battle	Waived
	S	Arthur Maulet	Signed to one-year contract			
5/3	P	Corliss Waitman	Waived	TE	Charles Jones	Waived
	CB	DeMarkus Ayco	Signed to one-year contract			
5/1	LB	Calvin Bundance	Agreed to terms with undrafted rookie free agent	LB	Jamar Watson	Agreed to terms with undrafted rookie free agent
	CB	Mark Gilbert	Agreed to terms with undrafted rookie free agent	CB	Shakur Brown	Agreed to terms with undrafted rookie free agent
	S	Donovan Stiner	Agreed to terms with undrafted rookie free agent	S	Lamont Wade	Agreed to terms with undrafted rookie free agent
	WR	Isaiah McKoy	Agreed to terms with undrafted rookie free agent	WR	Rico Bussey	Agreed to terms with undrafted rookie free agent
	P	Pressley Harvin III	Drafted in the 7th round of the 2021 NFL Draft (254th overall)	S	Tre Norwood	Drafted in the 7th round of the 2021 NFL Draft (245th overall)
	LB	Quincy Roche	Drafted in the 6th round of the 2021 NFL Draft (216th overall)	DE	Isaiah Luderemilk	Drafted in the 5th round of the 2021 NFL Draft (156th overall)
	LB	Buddy Johnson	Drafted in the 4th round of the 2021 NFL Draft (140th overall)	OT	Dan Moore Jr.	Drafted in the 4th round of the 2021 NFL Draft (128th overall)
4/30	OL	Kendrick Green	Drafted in the 3rd round of the 2021 NFL Draft (87th overall)	TE	Pat Freiermuth	Drafted in the 2nd round of the 2021 NFL Draft (55th overall)
4/29	QB	Mason Rudolph	Signed to one-year contract extension through 2022	RB	Najee Harris	Drafted in the 1st round of the 2021 NFL Draft (24th overall)
4/19	QB	Joshua Dobbs	Signed to one-year contract			
4/15	LB	Vince Williams	Signed to one-year contract			
4/9	DE	T.J. Carter	Signed			
4/7	LB	Jamir Jones	Signed			
4/1	DL	Tyson Alualu	Signed to two-year contract			
3/31	LB	Jarvis Miller	Signed	WR	Mathew Sexton	Signed
3/30	OL	Rashaad Coward	Signed to one-year contract	RB	Kalen Ballage	Signed to one-year contract
3/29	P	Jordan Berry	Signed to one-year contract			
3/24	LB	Robert Spillane	Signed to one-year contract	OL	Joe Haeg	Signed to one-year contract
	DB	Miles Killebrew	Signed to one-year contract	LB	Cassius Marsh	Signed to one-year contract
3/23	CB	Steven Nelson	Terminated contract			
3/22	WR	Tyler Simmons	Signed to one-year contract	DE	Chris Wormley	Signed to two-year contract
3/20	CB	Cameron Sutton	Signed to two-year contract			
3/19	WR	JuJu Smith-Schuster	Signed to one-year contract			
3/18	OL	Zach Banner	Signed to two-year contract			
3/16	LB	Vince Williams	Terminated contract			
3/12	OL	B.J. Finney	Signed to one-year contract			
3/11	WR	Ray-Ray McCloud III	Signed to one-year contract			
3/9	LB	Marcus Allen	Signed to one-year contract			
3/8	OL	J.C. Hassenauer	Signed to one-year contract			
2/12	C	Maurkice Pouncey	Retired			
2/2	OT	Aviante Collins	Signed Reserve/Future contract			
1/22	TE	Vance McDonald	Retired			
1/21	DB	Stephen Denmark	Signed Reserve/Future contract	TE	Charles Jones	Signed Reserve/Future contract
	TE	Dax Raymond	Signed Reserve/Future contract	QB	Dwayne Haskins Jr.	Signed Reserve/Future contract
1/15	RB	Trey Edmunds	Signed Reserve/Future contract	OT	Jarron Jones	Signed Reserve/Future contract
1/14	LB	Tegray Scales	Signed Reserve/Future contract	DT	Demarcus Christmas	Signed Reserve/Future contract
	DE	Calvin Taylor	Signed Reserve/Future contract	P	Corliss Waitman	Signed Reserve/Future contract
	LS	Christian Kuntz	Signed Reserve/Future contract	OT	John Leglue	Signed Reserve/Future contract
	CB	Trevor Williams	Signed Reserve/Future contract	WR	Anthony Johnson	Signed Reserve/Future contract
	WR	Cody White	Signed Reserve/Future contract	TE	Kevin Rader	Signed Reserve/Future contract
	T	Anthony Coyle	Signed Reserve/Future contract	T	Brandon Walton	Signed Reserve/Future contract
	S	John Battle	Signed Reserve/Future contract			

[illegible]

PASSING	ATT	CMP	YDS	CMP%	YDS/ATT	TD	TD%	INT	INT%	LONG	SACK	LOST	RATING
B. Roethlisberger	343	224	2,259	65.3	6.6	13	3.8	4	1.2	59	21.0	128	91.7
M. Rudolph	50	30	242	60.0	4.8	1	2.0	1	2.0	36	0.0	0	70.6
C. Boswell	1	0	0	0.0	0.0	0	0.0	0	0.0	0	0.0	0	39.6
TEAM	394	254	2,501	64.5	6.3	14	3.6	5	1.3	59	21	128	88.8
OPPONENTS	338	220	2,581	65.1	7.6	15	4.4	4	1.2	61t	28	174	98.0

2021 REGULAR SEASON PITTSBURGH STEELERS DEFENSIVE STATS
(THROUGH WEEK 11)

POS.	PLAYER	TKL.	AST.	TOTAL	TFL	SACKS/YDS.	PR	FR	FF	INT./YDS.	PD
LB	J. Schobert	40	27	67	1	0.0/0.0	0	0	1	0/0	4
S	M. Fitzpatrick	44	20	64	1	0.0/0.0	0	0	1	0/0	1
S	T. Edmunds	38	13	51	5	1.0/13.0	1	0	0	1/15	2
DT	C. Heyward	30	19	49	7	4.5/34.5	10	1	1	1/0	7
LB	D. Bush	29	17	46	2	2.0/18.0	4	1	1	0/0	1
LB	A. Highsmith	23	22	45	7	3.0/21.5	10	0	0	0/0	0
LB	T. Watt	29	10	39	13	12.5/56.5	20	2	3	0/0	4
CB	J. Pierre	31	2	33	0	0.0/0.0	0	0	1	1/0	4
CB	C. Sutton	25	5	30	4	0.0/0.0	0	0	0	1/4	4
DL	C. Wormley	16	12	28	1	1.5/12.5	2	0	1	0/0	2
DB	T. Norwood	23	2	25	1	0.0/0.0	0	0	0	0/0	3
CB	A. Maulet	20	4	24	4	0.0/0.0	1	0	0	0/0	1
CB	J. Haden	15	9	24	0	0.0/0.0	0	0	1	0/0	5
DE	I. Buggs	5	12	17	2	0.0/0.0	0	0	0	0/0	1
LB	R. Spillane	9	7	16	1	0.0/0.0	0	0	0	0/0	0
LB	M. Ingram III	5	5	10	2	1.0/8.0	6	0	0	0/0	1
DE	T. Charlton	4	4	8	0	0.5/2.0	1	0	0	0/0	0
DE	I. Loudermilk	6	1	7	0	1.0/0.0	0	0	0	0/0	1
DE	T. Alualu	2	3	5	0	0.0/0.0	1	0	0	0/0	0
DE	H. Mondeaux	2	3	5	1	1.0/8.0	1	0	0	0/0	0
OLB	D. Tuszka	3	1	4	0	0.0/0.0	0	0	0	0/0	0
CB	A. Witherspoon	2	0	2	0	0.0/0.0	0	0	0	0/0	0
S	K. Joseph	1	1	2	0	0.0/0.0	0	0	0	0/0	1
DL	D. Archibong	0	2	2	0	0.0/0.0	0	0	0	0/0	0
DT	C. Davis	1	0	1	0	0.0/0.0	0	0	0	0/0	0
OLB	J. Jones	1	0	1	0	0.0/0.0	1	0	0	0/0	0
S	M. Killebrew	1	0	1	0	0.0/0.0	0	0	0	0/0	0
CB	J. Layne	1	0	1	0	0.0/0.0	0	0	0	0/0	0
STEELERS TOTALS		406	201	607	52	28.0/174.0	58	4	10	4/19	42
OPP. TOTALS		417	224	641	40	20.0/125.0	46	5	7	5/40	49

Ast.=Assist, TFL=Tackle for a Loss, PR=Pressures, Int.=Interception, FR=Fumble Recovery, FF=Forced Fumble, PD=Pass Defense

2021 STEELERS SPECIAL TEAMS			
POS.	PLAYER	TKL.	AST. COMB.
LB	Spillane, Robert	5	4 9
FB	Watt, Derek	7	1 8
CB	Layne, Justin	6	2 8
CB	Pierre, James	2	5 7
S	Killebrew, Miles	4	2 6
ILB	Gilbert III, Ulysees	2	3 5
RB	Snell Jr., Benny	1	2 3
WR	White, Cody	1	2 3
LB	Allen, Marcus	2	0 2
OLB	Jones, Jamir	2	0 2
LS	Kuntz, Christian	2	0 2
P	Harvin III, Pressley	1	0 1
CB	Maulet, Arthur	1	0 1
DB	Norwood, Tre	1	0 1
OLB	Tuszka, Derrek	1	0 1
TOTALS		38	21 59

DEFENSIVE STATS BY RANK									
SACKS		INTERCEPTIONS		TACKLES FOR LOSS		PASSES DEFENSED		PRESSURES	
PLAYER	NO.	PLAYER	NO.	PLAYER	NO.	PLAYER	NO.	PLAYER	NO.
T. Watt	12.5	T. Edmunds	1	T. Watt	13	C. Heyward	7	T. Watt	20
C. Heyward	4.5	C. Heyward	1	C. Heyward	7	J. Haden	5	C. Heyward	10
A. Highsmith	3.0	J. Pierre	1	A. Highsmith	7	J. Pierre	4	A. Highsmith	10
D. Bush	2.0	C. Sutton	1	T. Edmunds	5	J. Schobert	4	M. Ingram III	6
C. Wormley	1.5			A. Maulet	4	C. Sutton	4	D. Bush	4
T. Edmunds	1.0			C. Sutton	4	T. Watt	4	C. Wormley	2
M. Ingram III	1.0			I. Buggs	2	T. Norwood	3	T. Alualu	1
I. Loudermilk	1.0			D. Bush	2	T. Edmunds	2	T. Charlton	1
H. Mondeaux	1.0			M. Ingram III	2	C. Wormley	2	T. Edmunds	1
T. Charlton	0.5			M. Fitzpatrick	1	I. Buggs	1	J. Jones	1
				H. Mondeaux	1	D. Bush	1	A. Maulet	1
				T. Norwood	1	M. Fitzpatrick	1	H. Mondeaux	1
				J. Schobert	1	M. Ingram III	1		
				R. Spillane	1	K. Joseph	1		
				C. Wormley	1	I. Loudermilk	1		
						A. Maulet	1		

(AS OF NOV 23, 2021, 11:28 AM PST)						2021 : REGULAR SEASON		
PLAYER	TACKLES	SOLO	ASSISTS	FOR FUMBLES	FUMBLE REC	BLKD FG	BLKD PAT	BLKD PUNT
Robert Spillane	9	5	4	0	0	0	0	0
Justin Layne	8	6	2	0	1	0	0	0
Derek Watt	8	7	1	0	0	0	0	0
James Pierre	7	2	5	1	0	0	0	0
Miles Killebrew	6	4	2	0	0	0	0	2
Ulysees Gilbert III	5	2	3	0	0	0	0	0
Benny Snell Jr.	3	1	2	0	0	0	0	0
Cody White	3	1	2	0	0	0	0	0
Marcus Allen	2	2	0	0	0	0	0	0
Jamir Jones	2	2	0	0	0	0	0	0
Christian Kuntz	2	2	0	0	0	0	0	0
Pressley Harvin III	1	1	0	0	0	0	0	0
Arthur Maulet	1	1	0	0	0	0	0	0
Tre Norwood	1	1	0	0	0	0	0	0
Derrek Tuszka	1	1	0	0	0	0	0	0
Chris Boswell	0	0	0	0	1	0	0	0
2021 TOTALS	59	38	21	1	2	0	0	2

2021 REGULAR SEASON															
OFFENSE															
DATE	OPPONENT	WR	LT	LG	C	RG	RT	TE	RB	QB	WR	WR	TE	FB	
9/12	at Buffalo	J. Smith-Schuster	D. Moore Jr.	K. Dotson	K. Green	T. Turner	C. Okorafor	P. Freiermuth	N. Harris	B. Roethlisberger	D. Johnson	--	E. Ebron	--	
9/19	Las Vegas	J. Smith-Schuster	D. Moore Jr.	K. Dotson	K. Green	T. Turner	C. Okorafor	P. Freiermuth	N. Harris	B. Roethlisberger	D. Johnson	C. Claypool	--	--	
9/26	Cincinnati	J. Smith-Schuster	D. Moore Jr.	K. Dotson	K. Green	T. Turner	C. Okorafor	Z. Gentry	N. Harris	B. Roethlisberger	C. Claypool	J. Washington	--	--	
10/3	at Green Bay	J. Smith-Schuster	D. Moore Jr.	K. Dotson	K. Green	T. Turner	J. Haeg	P. Freiermuth	N. Harris	B. Roethlisberger	D. Johnson	--	E. Ebron	--	
10/10	Denver	J. Smith-Schuster	D. Moore Jr.	K. Dotson	K. Green	T. Turner	C. Okorafor	Z. Gentry	N. Harris	B. Roethlisberger	D. Johnson	C. Claypool	--	--	
10/17	Seattle	--	D. Moore Jr.	K. Dotson	K. Green	T. Turner	C. Okorafor	Z. Gentry	N. Harris	B. Roethlisberger	D. Johnson	C. Claypool	--	D. Watt	
10/31	at Cleveland	R. McCloud	D. Moore Jr.	K. Dotson	K. Green	T. Turner	C. Okorafor	Z. Gentry	N. Harris	B. Roethlisberger	D. Johnson	C. Claypool	--	--	
11/8	Chicago	--	D. Moore Jr.	K. Dotson	K. Green	T. Turner	C. Okorafor	P. Freiermuth	N. Harris	B. Roethlisberger	--	C. Claypool	Z. Gentry	D. Watt	
11/14	Detroit	R. McCloud	D. Moore Jr.	K. Dotson	K. Green	T. Turner	C. Okorafor	P. Freiermuth	N. Harris	M. Rudolph	D. Johnson	J. Washington	--	--	
11/21	at L.A. Chargers	--	D. Moore Jr.	J. Hassenaue	K. Green	T. Turner	C. Okorafor	P. Freiermuth	N. Harris	B. Roethlisberger	D. Johnson	C. Claypool	E. Ebron	--	
11/28	at Cincinnati	--	--	--	--	--	--	--	--	--	--	--	--	--	
12/5	Baltimore	--	--	--	--	--	--	--	--	--	--	--	--	--	
12/9	at Minnesota	--	--	--	--	--	--	--	--	--	--	--	--	--	
12/19	Tennessee	--	--	--	--	--	--	--	--	--	--	--	--	--	
12/26	at Kansas City	--	--	--	--	--	--	--	--	--	--	--	--	--	
1/3	Cleveland	--	--	--	--	--	--	--	--	--	--	--	--	--	
1/9	at Baltimore	--	--	--	--	--	--	--	--	--	--	--	--	--	

2021 REGULAR SEASON													
DEFENSE													
DATE	OPPONENT	DT	NT	DL	LOLB	LILB	RILB	ROLB	LCB	FS	SS	RCB	NICKEL
9/12	at Buffalo	C. Heyward	T. Alualu	--	T. Watt	D. Bush	J. Schobert	A. Highsmith	J. Haden	M. Fitzpatrick	T. Edmunds	C. Sutton	T. Norwood
9/19	Las Vegas	C. Heyward	T. Alualu	C. Wormley	T. Watt	R. Spillane	J. Schobert	A. Highsmith	J. Pierre	M. Fitzpatrick	T. Edmunds	C. Sutton	--
9/26	Cincinnati	C. Heyward	I. Buggs	C. Wormley	J. Jones	D. Bush	J. Schobert	M. Ingram III	J. Haden	M. Fitzpatrick	T. Edmunds	C. Sutton	--
10/3	at Green Bay	C. Heyward	I. Buggs	C. Wormley	T. Watt	D. Bush	J. Schobert	A. Highsmith	J. Haden	M. Fitzpatrick	T. Edmunds	C. Sutton	--
10/10	Denver	C. Heyward	--	C. Wormley	T. Watt	D. Bush	J. Schobert	A. Highsmith	J. Haden	M. Fitzpatrick	T. Edmunds	J. Pierre	A. Maulet
10/17	Seattle	C. Heyward	I. Buggs	C. Wormley	T. Watt	D. Bush	J. Schobert	A. Highsmith	J. Haden	M. Fitzpatrick	T. Edmunds	C. Sutton	--
10/31	at Cleveland	C. Heyward	I. Buggs	C. Wormley	T. Watt	D. Bush	J. Schobert	A. Highsmith	J. Haden	M. Fitzpatrick	T. Edmunds	C. Sutton	--
11/8	Chicago	C. Heyward	I. Buggs	C. Wormley	T. Watt	D. Bush	J. Schobert	A. Highsmith	J. Haden	M. Fitzpatrick	T. Edmunds	C. Sutton	--
11/14	Detroit	C. Heyward	--	C. Wormley	T. Watt	D. Bush	J. Schobert	A. Highsmith	J. Haden	M. Fitzpatrick	T. Edmunds	C. Sutton	T. Norwood
11/21	at L.A. Chargers	C. Heyward	I. Buggs	C. Wormley	T. Charlton	D. Bush	J. Schobert	A. Highsmith	J. Pierre	T. Norwood	T. Edmunds	C. Sutton	--
11/28	at Cincinnati	--	--	--	--	--	--	--	--	--	--	--	--
12/5	Baltimore	--	--	--	--	--	--	--	--	--	--	--	--
12/9	at Minnesota	--	--	--	--	--	--	--	--	--	--	--	--
12/19	Tennessee	--	--	--	--	--	--	--	--	--	--	--	--
12/26	at Kansas City	--	--	--	--	--	--	--	--	--	--	--	--
1/3	Cleveland	--	--	--	--	--	--	--	--	--	--	--	--
1/9	at Baltimore	--	--	--	--	--	--	--	--	--	--	--	--

Rookies underlined.

CAPS=Starter, P=Player was a substitution, X=Did Not Play (Non-injury), SI=On Inactive List, NOT=Not on Roster, PSI=Practice Squad Injured, PS=Practice Squad, IR=Injured Reserve, R/C19=Reserve/COVID-19
IRD=Injured Reserve - Designated For Return, NOTT=Not on any Team, RET=Reserve/Retired, *=With Other Team

INDIVIDUAL SINGLE-GAME HIGHS			OPPONENT	DATE
RUSHING				
Rushing Yards	122	Najee Harris	vs. Broncos	10/10
Rushing Attempts	26	Najee Harris	vs. Lions	11/14
		Najee Harris	at Browns	10/31
Rushing Average	5.3	Najee Harris	vs. Broncos	10/10
Rushing Touchdowns	1	Najee Harris	at Chargers	11/21
		Najee Harris	vs. Bears	11/08
		Najee Harris	at Browns	10/31
		Eric Ebron	vs. Seahawks	10/17
		Najee Harris	vs. Broncos	10/10
		Najee Harris	at Packers	10/03
		Juliu Smith-Schuster	vs. Raiders	09/19
RECEIVING				
Pass Receptions	14	Najee Harris	vs. Bengals	09/26
Receiving Yards	130	Chase Claypool	vs. Broncos	10/10
Touchdown Receptions	2	Pat Freiermuth	vs. Bears	11/08
PASSING				
Passes Attempted	58	Ben Roethlisberger	vs. Bengals	09/26
Passes Completed	38	Ben Roethlisberger	vs. Bengals	09/26
Completion Percentage	72.5	Ben Roethlisberger	vs. Seahawks	10/17
Passing Yards	318	Ben Roethlisberger	vs. Bengals	09/26
Yards Per Attempt	10.1	Ben Roethlisberger	vs. Broncos	10/10
Touchdown Passes	3	Ben Roethlisberger	at Chargers	11/21
Interceptions Thrown	2	Ben Roethlisberger	vs. Bengals	09/26
PUNT RETURNS				
Punt Returns	6	Ray-Ray McCloud	vs. Lions	11/14
Punt Return Yards	54	Ray-Ray McCloud	vs. Lions	11/14
KICKOFF RETURNS				
Kickoff Returns	4	Ray-Ray McCloud	vs. Raiders	09/19
Kickoff Return Yards	99	Ray-Ray McCloud	at Packers	10/03
PUNTS				
Punts	7	Pressley Harvin III	vs. Seahawks	10/17
Punts Inside the 20	4	Pressley Harvin III	vs. Seahawks	10/17
Punting Average	59.5	Pressley Harvin III	vs. Broncos	10/10
INTERCEPTIONS				
Interceptions Made	1	Cameron Sutton	at Chargers	11/21
		Cameron Heyward	vs. Bears	11/08
		James Pierre	vs. Broncos	10/10
		Terrell Edmunds	vs. Bengals	09/26
INT Return Yards	15	Terrell Edmunds	vs. Bengals	09/26
TACKLES				
Tackles	13	Joe Schobert	vs. Lions	11/14
Sacks	3.0	T.J. Watt	vs. Bears	11/08
SCORING				
Touchdowns	2	Pat Freiermuth	vs. Bears	11/08
Field Goals Attempted	3	Chris Boswell	at Chargers	11/21
		Chris Boswell	vs. Lions	11/14
		Chris Boswell	vs. Bears	11/08
		Chris Boswell	vs. Seahawks	10/17
		Chris Boswell	at Bills	09/12
Field Goals Made	3	Chris Boswell	at Chargers	11/21
		Chris Boswell	vs. Lions	11/14
		Chris Boswell	vs. Bears	11/08
		Chris Boswell	vs. Seahawks	10/17
		Chris Boswell	at Bills	09/12
MISC. YARDS				
Yards From Scrimmage	142	Najee Harris	vs. Broncos	10/10
		Najee Harris	vs. Bengals	09/26
Combined Net Yards	152	Ray-Ray McCloud	vs. Lions	11/14
LONGEST PLAYS			OPPONENT	DATE
RUSHING				
Run From Scrimmage	26	Mason Rudolph	vs. Lions	11/14
Touchdown Run	10	Najee Harris	vs. Bears	11/08
RECEIVING				
Pass Reception	59	Chase Claypool	vs. Broncos	10/10
Touchdown Reception	50	Diontae Johnson	vs. Broncos	10/10
PASSING				
Passing Long	59	Ben Roethlisberger	vs. Broncos	10/10
Touchdown Pass Long	50	Ben Roethlisberger	vs. Broncos	10/10
RETURNS				
Punt Return	19	Ray-Ray McCloud	at Browns	10/31
Kickoff Return	40	Ray-Ray McCloud	at Packers	10/03
Interception Return	15	Terrell Edmunds	vs. Bengals	09/26
KICKING				
Punt	63	Pressley Harvin III	vs. Broncos	10/10
Field Goal	56	Chris Boswell	vs. Raiders	09/19
Field Goal Attempt	56	Chris Boswell	vs. Raiders	09/19

OPPONENT SINGLE-GAME HIGHS			OPPONENT	DATE
RUSHING				
Rushing Yards	130	D'Andre Swift	vs. Lions	11/14
Rushing Attempts	33	D'Andre Swift	vs. Lions	11/14
Rushing Average	10.0	Justin Herbert	at Chargers	11/21
Rushing Touchdowns	2	Austin Ekeler	at Chargers	11/21
RECEIVING				
Pass Receptions	9	Keenan Allen	at Chargers	11/21
		Stefon Diggs	at Bills	09/12
Receiving Yards	120	Courtland Sutton	vs. Broncos	10/10
Touchdown Receptions	2	Austin Ekeler	at Chargers	11/21
		Randall Cobb	at Packers	10/03
		Ja'Marr Chase	vs. Bengals	09/26
PASSING				
Passes Attempted	51	Josh Allen	at Bills	09/12
Passes Completed	30	Justin Herbert	at Chargers	11/21
		Josh Allen	at Bills	09/12
Completion Percentage	77.7	Joe Burrow	vs. Bengals	09/26
Passing Yards	382	Justin Herbert	at Chargers	11/21
		Derek Carr	vs. Raiders	09/19
Yards Per Attempt	10.3	Derek Carr	vs. Raiders	09/19
Touchdown Passes	3	Justin Herbert	at Chargers	11/21
		Joe Burrow	vs. Bengals	09/26
Interceptions Thrown	1	Justin Herbert	at Chargers	11/21
		Justin Fields	vs. Bears	11/08
		Teddy Bridgewater	vs. Broncos	10/10
		Joe Burrow	vs. Bengals	09/26
PUNT RETURNS				
Punt Returns	3	Kalif Raymond	vs. Lions	11/14
Punt Return Yards	71	Kalif Raymond	vs. Lions	11/14
KICKOFF RETURNS				
Kickoff Returns	6	Jakeem Grant Sr.	vs. Bears	11/08
Kickoff Return Yards	143	Isiah McKenzie	at Bills	09/12
PUNTS				
Punts	10	Jack Fox	vs. Lions	11/14
Punts Inside the 20	4	Sam Martin	vs. Broncos	10/10
Punting Average	49.3	Jamie Gillan	at Browns	10/31
INTERCEPTIONS				
Interceptions Made	2	Logan Wilson	vs. Bengals	09/26
INT Return Yards	18	Trayvon Mullen Jr.	vs. Raiders	09/19
TACKLES				
Tackles	14	Jordyn Brooks	vs. Seahawks	10/17
		Bobby Wagner	vs. Seahawks	10/17
		Logan Wilson	vs. Bengals	09/26
Sacks	2.0	Solomon Thomas	vs. Raiders	09/19
SCORING				
Touchdowns	4	Austin Ekeler	at Chargers	11/21
Field Goals Attempted	4	Daniel Carlson	vs. Raiders	09/19
Field Goals Made	4	Daniel Carlson	vs. Raiders	09/19
MISC. YARDS				
Yards From Scrimmage	135	D'Andre Swift	vs. Lions	11/14
Combined Net Yards	178	Godwin Igwebuike	vs. Lions	11/14
OPPONENTS LONGEST PLAYS			OPPONENT	DATE
RUSHING				
Run From Scrimmage	49	Javonte Williams	vs. Broncos	10/10
Touchdown Run	42	Godwin Igwebuike	vs. Lions	11/14
RECEIVING				
Pass Reception	61	Henry Ruggs III	vs. Raiders	09/19
Touchdown Reception	61	Henry Ruggs III	vs. Raiders	09/19
PASSING				
Passing Long	61	Derek Carr	vs. Raiders	09/19
Touchdown Pass Long	61	Derek Carr	vs. Raiders	09/19
RETURNS				
Longest Opponent's Fumble Return	25	DeAndre Houston-Carson	vs. Bears	11/08
Punt Return	48	Kalif Raymond	vs. Lions	11/14
Kickoff Return	75	Isiah McKenzie	at Bills	09/12
Interception Return	18	Trayvon Mullen Jr.	vs. Raiders	09/19
KICKING				
Punt	65	Michael Dickson	vs. Seahawks	10/17
Field Goal	46	Daniel Carlson	vs. Raiders	09/19
Field Goal Attempt	65	Cairo Santos	vs. Bears	11/08

2021 REGULAR SEASON STEELERS GAME-BY-GAME OFFENSE																	
	09/12	09/19	09/26	10/03	10/10	10/17	10/31	11/08	11/14	11/21	11/28	12/05	12/09	12/19	12/26	01/03	01/09
	@			@			@			@			@			@	
	BUF	LV	CIN	GB	DEN	SEA	CLE	CHI	DET	LAC	CIN	BAL	MIN	TEN	KC	CLE	BAL
FIRST DOWNS																	
Total	16	17	21	17	19	22	21	20	22	22							197
Rushing	4	3	2	5	5	6	7	8	7	5							52
Passing	9	13	16	11	12	14	13	8	13	14							123
Penalty	3	1	3	1	2	2	1	4	2	3							22
THIRD DOWNS																	
Attempts	12	12	19	11	12	14	13	17	17	15							142
Converted	4	5	9	4	7	5	4	6	7	8							59
Percentage	33.3%	41.7%	47.4%	36.4%	58.3%	35.7%	30.8%	35.3%	41.2%	53.3%							41.5%
FOURTH DOWNS																	
Attempts	0	1	2	2	0	0	4	2	0	2							13
Converted	0	0	0	0	0	0	2	2	0	0							4
Percentage	0	0.0%	0.0%	0.0%	0	0	50.0%	100.0%	0	0.0%							30.8%
TOT. DOWNS																	
Net Yards	252	331	342	282	391	345	370	280	387	300							3,280
Plays	55	56	77	58	61	71	69	66	81	65							659
Avg./Play	4.6	5.9	4.4	4.9	6.4	4.9	5.4	4.2	4.8	4.6							5.0
RUSHING																	
Net Yards	75	39	45	62	147	119	115	105	145	55							907
Rush. Att.	21	14	15	16	35	30	32	32	31	18							244
Avg./Att.	3.6	2.8	3.0	3.9	4.2	4.0	3.6	3.3	4.7	3.1							3.7
PASSING																	
Net Yards	177	292	297	220	244	226	255	175	242	245							2,373
Attempts	32	40	58	40	25	40	35	30	50	44							394
Completions	18	27	38	26	15	29	22	21	30	28							254
Intercepted	0	1	2	1	0	0	0	0	1	0							5
Gross Yards	188	295	318	232	253	229	266	205	242	273							2,501
Sacked	2.0	2.0	4.0	2.0	1.0	1.0	2.0	4.0	0.0	3.0							21.0
Yards Lost	11	3	21	12	9	3	11	30	0	28							128
ADVANCES																	
Rushes	21	14	15	16	35	30	32	32	31	18							244
Completions	18	27	38	26	15	29	22	21	30	28							254
Totals	39	41	53	42	50	59	54	53	61	46							498
Total Drives	11	11	11	11	10	13	10	12	14	11							114
PENALTIES																	
Number	5	5	10	5	8	5	8	5	7	8							66
Yards	32	43	73	34	59	38	65	30	59	38							471
FUMBLES																	
Number	1	1	1	1	1	1	1	1	3	1							12
Lost	0	0	0	1	1	1	0	1	2	0							6
PUNTING																	
Yards	207	197	162	102	119	335	176	196	280	46							1,820
Punts	5	4	4	3	2	7	4	5	6	1							41
Net Avg.	41.2	42.8	38.3	34.0	46.5	42.1	43.8	35.2	31.5	47.0							39.2
Gross Avg.	41.4	49.3	40.5	34.0	59.5	47.9	44.0	39.2	46.7	46.0							44.4
SCORING																	
Points	23	17	10	17	27	23	15	29	16	37							214
Q1	0	0	0	7	7	0	0	7	7	3							31
Q2	0	7	7	3	10	14	3	7	3	7							61
Q3	6	0	0	0	7	3	6	6	3	0							31
Q4	17	10	3	7	3	3	6	9	3	27							88
OT	0	0	0	0	0	3	0	0	0	0							3
TD Rushing	0	1	0	1	1	1	1	1	0	1							7
TD Passing	1	1	1	1	2	1	1	2	1	3							14
TD KO Returns	0	0	0	0	0	0	0	0	0	0							0
TD Punt Returns	0	0	0	0	0	0	0	0	0	0							0
TD Sp. Teams	1	0	0	0	0	0	0	0	0	0							1
TD Def. Returns	0	0	0	0	0	0	0	0	0	0							0
FG Attempts	3	1	2	1	2	3	1	3	3	3							22
FG Made	3	1	1	1	2	3	1	3	3	3							21
Safety	0	0	0	0	0	0	0	0	0	0							0
2-Pt Attempts	0	0	0	0	0	0	2	0	0	0							2
2-Pt Made	0	0	0	0	0	0	0	0	0	0							0
Time of Possession	26:43	25:38	35:22	25:19	33:02	37:33	31:45	34:05	36:48	28:14							314:29

2021 REGULAR SEASON STEELERS GAME-BY-GAME DEFENSE																	
	09/12	09/19	09/26	10/03	10/10	10/17	10/31	11/08	11/14	11/21	11/28	12/05	12/09	12/19	12/26	01/03	01/09
	@ BUF	LV	CIN	@ GB	DEN	SEA	@ CLE	CHI	DET	@ LAC	@ CIN	BAL	@ MIN	TEN	@ KC	CLE	@ BAL
FIRST DOWNS																	
Total	22	22	12	23	17	18	19	20	17	33							203
Rushing	8	4	4	9	3	8	7	7	10	9							69
Passing	13	17	7	13	14	9	10	11	5	19							118
Penalty	1	1	1	1	0	1	2	2	2	5							16
THIRD DOWNS																	
Attempts	18	13	9	15	12	12	10	12	18	12							131
Converted	8	5	3	9	2	3	3	4	4	7							48
Percentage	44.4%	38.5%	33.3%	60.0%	16.7%	25.0%	30.0%	33.3%	22.2%	58.3%							36.6%
FOURTH DOWNS																	
Attempts	3	1	0	1	4	0	2	0	2	1							14
Converted	1	1	0	0	3	0	0	0	0	2							7
Percentage	33.3%	100.0%	0	0.0%	75.0%	0	0.0%	0	100.0%	0.0%							50.0%
TOT. OFFENSE																	
Net Yards	371	425	268	367	374	309	306	414	306	533							3,673
Plays	79	64	42	72	58	64	58	58	68	69							632
Avg./Play	4.7	6.6	6.4	5.1	6.4	4.8	5.3	7.1	4.5	7.7							5.8
RUSHING																	
Net Yards	117	52	96	131	106	144	96	136	229	159							1,266
Rush. Att.	25	25	24	33	18	27	23	26	39	26							266
Avg./Att.	4.7	2.1	4.0	4.0	5.9	5.3	4.2	5.2	5.9	6.1							4.8
PASSING																	
Net Yards	254	373	172	236	268	165	210	278	77	374							2,407
Attempts	51	37	18	36	38	32	31	29	25	41							338
Completions	30	28	14	20	24	23	20	17	14	30							220
Intercepted	0	0	1	0	1	0	0	1	0	1							4
Gross Yards	270	382	172	248	288	209	225	291	114	382							2,581
Sacked	3.0	2.0	0.0	3.0	2.0	5.0	4.0	3.0	4.0	2.0							28.0
Yards Lost	16	9	0	12	20	44	15	13	37	8							174
ADVANCES																	
Rushes	25	25	24	33	18	27	23	26	39	26							266
Completions	30	28	14	20	24	23	20	17	14	30							220
Totals	55	53	38	53	42	50	43	43	53	56							486
Total Drives	11	10	12	11	9	14	9	12	15	11							114
PENALTIES																	
Number	8	5	10	3	7	6	5	12	8	12							76
Yards	81	40	89	25	67	45	30	115	84	75							651
FUMBLES																	
Number	4	2	0	1	0	3	1	1	0	0							12
Lost	1	0	0	1	0	1	1	1	0	0							5
PUNTING																	
Yards	137	190	241	138	176	364	197	234	464	0							2,141
Punts	4	4	5	3	4	8	4	5	10	1							48
Net Avg.	22.4	37.3	45.4	41.3	44.0	36.9	42.0	41.2	37.0	0.0							38.1
Gross Avg.	34.3	47.5	48.2	46.0	44.0	45.5	49.3	46.8	46.4	0.0							44.6
SCORING																	
Points	16	26	24	27	19	20	10	27	16	41							226
Q1	3	3	7	0	3	0	3	0	0	7							26
Q2	7	6	7	17	3	0	0	3	10	10							63
Q3	0	7	10	10	0	14	7	3	6	10							67
Q4	6	10	0	0	13	6	0	21	0	14							70
OT	0	0	0	0	0	0	0	0	0	0							0
TD Rushing	0	0	0	1	0	1	1	1	2	2							8
TD Passing	1	2	3	2	2	1	0	1	0	3							15
TD KO Returns	0	0	0	0	0	0	0	0	0	0							0
TD Punt Returns	0	0	0	0	0	0	0	0	0	0							0
TD Sp. Teams	0	0	0	0	0	0	0	0	1	0							1
TD Def. Returns	0	0	0	0	0	0	0	0	0	0							0
FG Attempts	3	4	1	2	2	2	1	3	2	2							22
FG Made	3	4	1	2	2	2	1	2	1	2							20
Safety	0	0	0	0	0	0	0	0	0	0							0
2-Pt Attempts	0	0	0	0	1	0	0	0	0	0							1
2-Pt Made	0	0	0	0	0	0	0	0	0	0							0
Time of Possession	33:17	34:22	24:38	34:41	26:58	29:37	28:15	25:55	33:12	31:46							302:41



WEEK 11
Pittsburgh Steelers 37, Los Angeles Chargers 41
70,240 SoFi Stadium Nov 21, 2021



Pittsburgh Steelers	3	7	0	27	—	37
Los Angeles Chargers	7	10	10	14	—	41

SCORING DRIVES

TEAM	QTR	TIME	SCORING PLAY	PIT	LAC
Steelers	1	08:29	C.Boswell 36 yd. Field Goal (13-57, 6:31)	3	0
Chargers	1	02:09	A.Ekeler 6 yd. run (D.Hopkins kick) (12-73, 6:20)	3	7
Chargers	2	03:42	A.Ekeler 10 yd. pass from J.Herbert (D.Hopkins kick) (12-98, 6:54)	3	14
Steelers	2	01:09	D.Johnson 10 yd. pass from B.Roethlisberger (C.Boswell kick) (7-64, 2:33)	10	14
Chargers	2	00:02	D.Hopkins 30 yd. Field Goal (8-63, 1:07)	10	17
Chargers	3	11:50	A.Ekeler 17 yd. pass from J.Herbert (D.Hopkins kick) (6-70, 3:10)	10	24
Chargers	3	03:40	D.Hopkins 41 yd. Field Goal (11-51, 6:28)	10	27
Steelers	4	14:10	C.Boswell 36 yd. Field Goal (10-57, 4:30)	13	27
Steelers	4	11:35	N.Harris 1 yd. run (C.Boswell kick) (4-3, 0:58)	20	27
Chargers	4	08:48	A.Ekeler 5 yd. run (D.Hopkins kick) (7-75, 2:47)	20	34
Steelers	4	04:49	E.Ebron 5 yd. pass from B.Roethlisberger (C.Boswell kick) (9-75, 3:59)	27	34
Steelers	4	04:23	P.Freiermuth 5 yd. pass from B.Roethlisberger (C.Boswell kick) (2-11, 0:13)	34	34
Steelers	4	03:24	C.Boswell 45 yd. Field Goal (4-7, 0:19)	37	34
Chargers	4	02:09	M.Williams 53 yd. pass from J.Herbert (D.Hopkins kick) (3-75, 1:15)	37	41

PITTSBURGH STEELERS

PASSING	ATT	CP	YDS	SK/YD	TD	LG	INT	RTG
Ben Roethlisberger	44	28	273	3/28	3	37	0	103.7
TOTAL	44	28	273	3/28	3	37	0	103.7

RUSHING	ATT	YDS	AVG	LG	TD
Najee Harris	12	39	3.3	12	1
Benny Snell Jr.	2	7	3.5	4	0
Ray-Ray McCloud	1	5	5.0	5	0
Kalen Ballage	1	3	3.0	3	0
Chase Claypool	2	1	0.5	3	0
TOTAL	18	55	3.1	12	1

RECEIVING	NO	YDS	AVG	LG	TD
Diontae Johnson	7	101	14.4	32	1
Chase Claypool	5	93	18.6	37	0
Najee Harris	5	20	4.0	7	0
Pat Freiermuth	4	11	2.8	5t	1
Eric Ebron	3	24	8.0	18	1
James Washington	2	12	6.0	7	0
Ray-Ray McCloud	2	12	6.0	8	0
TOTAL	28	273	9.8	37	3

TOP DEFENSE	TOT	SOLO	AST	SCK	YDS	INT
Cameron Sutton	10	7	3	0.0	0.0	1
Tre Norwood	7	6	1	0.0	0.0	0
Alex Highsmith	6	3	3	1.5	6.0	0

FIELD GOALS	FGM/FGA	PERCENT	RESULTS
Chris Boswell	3-3	100.0	36G, 36G, 45G
TOTAL	3-3	100.0	

LOS ANGELES CHARGERS

PASSING	ATT	CP	YDS	SK/YD	TD	LG	INT	RTG
Justin Herbert	41	30	382	2/8	3	53t	1	116.1
TOTAL	41	30	382	2/8	3	53T	1	116.1

RUSHING	ATT	YDS	AVG	LG	TD
Justin Herbert	9	90	10.0	36	0
Austin Ekeler	11	50	4.5	12	2
Joshua Palmer	1	6	6.0	6	0
Larry Rountree III	2	5	2.5	5	0
Andre Roberts	1	4	4.0	4	0
Jalen Guyton	1	2	2.0	2	0
Justin Jackson	1	2	2.0	2	0
TOTAL	26	159	6.1	36	2

RECEIVING	NO	YDS	AVG	LG	TD
Keenan Allen	9	112	12.4	30	0
Austin Ekeler	6	65	10.8	17t	2
Mike Williams	5	97	19.4	53t	1
Donald Parham Jr.	4	38	9.5	12	0
Jared Cook	3	28	9.3	13	0
Jalen Guyton	1	18	18.0	18	0
Joshua Palmer	1	17	17.0	17	0
Tre' McKitty	1	7	7.0	7	0
TOTAL	30	382	12.7	53T	3

TOP DEFENSE	TOT	SOLO	AST	SCK	YDS	INT
Kyzir White	9	6	3	0.0	0.0	0
Asante Samuel Jr.	7	5	2	0.0	0.0	0
Derwin James Jr.	6	2	4	0.0	0.0	0

FIELD GOALS	FGM/FGA	PERCENT	RESULTS
Dustin Hopkins	2-2	100.0	30G, 41G
TOTAL	2-2	100.0	

Team Statistics

First Downs	22	33
3rd-Down Eff. (Made/Att/Pct)	8/15/53%	7/12/58%
4th-Down Eff. (Made/Att/Pct)	0/2/0%	0/1/0%
Total Net Yards	300	533
Total Plays	65	69
Yards Per Play	4.6	7.7
Rushes/Net Yards	18/55	26/159
Net Passing	245	374
Pass Attempts/Completions	44/28	41/30
Had Intercepted	0	1
Sacked/Yards Lost	3/28	2/8
Punts/Average	1/46.0	1/0.0
Penalties/Yards	8/38	12/75
Fumbles/Lost	1/0	0/0
Possession Time	28:14	31:46

Steelers Chargers



WEEK 10
Detroit Lions 16, Pittsburgh Steelers 16 (OT)
58,716 Heinz Field Nov 14, 2021



Detroit Lions	0	10	6	0	—	16
Pittsburgh Steelers	7	3	3	3	—	16

SCORING DRIVES

TEAM	QTR	TIME	SCORING PLAY	DET	PIT
Steelers	1	09:40	J.Washington 9 yd. pass from M.Rudolph (C.Boswell kick) (10-83, 5:20)	0	7
Lions	2	12:43	J.Jefferson 28 yd. run (R.Santoso kick) (3-39, 1:28)	7	7
Steelers	2	04:22	C.Boswell 20 yd. Field Goal (13-73, 8:21)	7	10
Lions	2	00:00	R.Santoso 20 yd. Field Goal (12-67, 4:22)	10	10
Lions	3	12:09	G.Igwebuike 42 yd. run (kick failed, wr) (6-85, 2:51)	16	10
Steelers	3	08:26	C.Boswell 23 yd. Field Goal (13-69, 3:43)	16	13
Steelers	4	11:31	C.Boswell 51 yd. Field Goal (6-17, 3:21)	16	16

DETROIT LIONS

PASSING	ATT	CP	YDS	SK/YD	TD	LG	INT	RTG
Jared Goff	25	14	114	4/37	0	30	0	67.8
TOTAL	25	14	114	4/37	0	30	0	67.8

RUSHING	ATT	YDS	AVG	LG	TD
D'Andre Swift	33	130	3.9	21	0
Godwin Igwebuike	2	56	28.0	42t	1
Jermar Jefferson	3	41	13.7	28t	1
Jason Cabinda	1	2	2.0	2	0
TOTAL	39	229	5.9	42T	2

RECEIVING	NO	YDS	AVG	LG	TD
Amon-Ra St. Brown	4	61	15.3	30	0
Kalif Raymond	4	29	7.3	12	0
D'Andre Swift	3	5	1.7	5	0
Trinity Benson	2	17	8.5	8	0
Brock Wright	1	2	2.0	2	0
TOTAL	14	114	8.1	30	0

TOP DEFENSE	TOT	SOLO	AST	SCK	YDS	INT
Alex Anzalone	9	6	3	0.0	0.0	0
Amani Oruwareye	7	5	2	0.0	0.0	0
Tracy Walker	7	7	0	0.0	0.0	0

FIELD GOALS	FGM/FGA	PERCENT	RESULTS
Ryan Santos	1-2	50.0	20G, 48SH
TOTAL	1-2	50.0	

PITTSBURGH STEELERS

PASSING	ATT	CP	YDS	SK/YD	TD	LG	INT	RTG
Mason Rudolph	50	30	242	0/0	1	36	1	70.6
TOTAL	50	30	242	0/0	1	36	1	70.6

RUSHING	ATT	YDS	AVG	LG	TD
Najee Harris	26	105	4.0	12	0
Mason Rudolph	4	36	9.0	26	0
Benny Snell Jr.	1	4	4.0	4	0
TOTAL	31	145	4.7	26	0

RECEIVING	NO	YDS	AVG	LG	TD
Ray-Ray McCloud	9	63	7.0	17	0
Diontae Johnson	7	83	11.9	36	0
Pat Freiemuth	5	31	6.2	10	0
Najee Harris	4	28	7.0	10	0
James Washington	2	15	7.5	9t	1
Eric Ebron	2	13	6.5	9	0
Derek Watt	1	9	9.0	9	0
TOTAL	30	242	8.1	36	1

TOP DEFENSE	TOT	SOLO	AST	SCK	YDS	INT
Joe Schobert	13	8	5	0.0	0.0	0
Alex Highsmith	11	8	3	0.0	0.0	0
Devin Bush	9	5	4	0.0	0.0	0

FIELD GOALS	FGM/FGA	PERCENT	RESULTS
Chris Boswell	3-3	100.0	20G, 23G, 51G
TOTAL	3-3	100.0	

Team Statistics

First Downs	17	22
3rd-Down Eff. (Made/Att/Pct)	4/18/22%	7/17/41%
4th-Down Eff. (Made/Att/Pct)	2/2/100%	0/0/0%
Total Net Yards	306	387
Total Plays	68	81
Yards Per Play	4.5	4.8
Rushes/Net Yards	39/229	31/145
Net Passing	77	242
Pass Attempts/Completions	25/14	50/30
Had Intercepted	0	1
Sacked/Yards Lost	4/37	0/0
Punts/Average	10/46.4	6/46.7
Penalties/Yards	8/84	7/59
Fumbles/Lost	0/0	3/2
Possession Time	33:12	36:48

Lions Steelers



WEEK 9
Chicago Bears 27, Pittsburgh Steelers 29
60,788 Heinz Field Nov 8, 2021



Chicago Bears	0	3	3	21	—	27
Pittsburgh Steelers	7	7	6	9	—	29

SCORING DRIVES

TEAM	QTR	TIME	SCORING PLAY	CHI	PIT
Steelers	1	09:42	N.Harris 10 yd. run (C.Boswell kick) (6-59, 3:20)	0	7
Steelers	2	13:22	P.Freiermuth 4 yd. pass from B.Roethlisberger (C.Boswell kick) (9-36, 3:41)	0	14
Bears	2	00:15	C.Santos 30 yd. Field Goal (12-52, 4:32)	3	14
Bears	3	07:43	C.Santos 22 yd. Field Goal (10-89, 4:59)	6	14
Steelers	3	02:08	P.Freiermuth 10 yd. pass from B.Roethlisberger (kick failed, wl) (9-75, 5:35)	6	20
Bears	4	14:17	D.Mooney 15 yd. run (C.Santos kick) (6-82, 2:51)	13	20
Steelers	4	11:54	C.Boswell 54 yd. Field Goal (4-39, 2:23)	13	23
Bears	4	06:31	D.Houston-Carson 25 yd. fumble return (C.Santos kick)	20	23
Steelers	4	02:52	C.Boswell 52 yd. Field Goal (11-41, 3:39)	20	26
Bears	4	01:46	D.Mooney 16 yd. pass from J.Fields (C.Santos kick) (7-75, 1:06)	26	26
Steelers	4	00:26	C.Boswell 40 yd. Field Goal (7-52, 1:20)	27	29

CHICAGO BEARS

PASSING	ATT	CP	YDS	SK/YD	TD	LG	INT	RTG
Justin Fields	29	17	291	3/13	1	50	1	89.9
TOTAL	29	17	291	3/13	1	50	1	89.9

RUSHING	ATT	YDS	AVG	LG	TD
David Montgomery	13	63	4.8	21	0
Justin Fields	8	45	5.6	8	0
Darnell Mooney	1	15	15.0	15t	1
Khalil Herbert	4	13	3.3	8	0
TOTAL	26	136	5.2	21	1

RECEIVING	NO	YDS	AVG	LG	TD
Cole Kmet	6	87	14.5	25	0
Allen Robinson II	4	68	17.0	39	0
Darnell Mooney	3	41	13.7	20	1
David Montgomery	2	17	8.5	11	0
Marquise Goodwin	1	50	50.0	50	0
Jimmy Graham	1	28	28.0	28	0
TOTAL	17	291	17.1	50	1

TOP DEFENSE	TOT	SOLO	AST	SCK	YDS	INT
Roquan Smith	12	6	6	1.0	9.0	0
Danny Trevathan	7	3	4	0.0	0.0	0
Cassius Marsh	5	3	2	1.0	7.0	0

FIELD GOALS	FGM/FGA	PERCENT	RESULTS
Cairo Santos	2-3	66.7	30G, 22G, 65SH
TOTAL	2-3	66.7	

PITTSBURGH STEELERS

PASSING	ATT	CP	YDS	SK/YD	TD	LG	INT	RTG
Ben Roethlisberger	30	21	205	4/30	2	42	0	111.1
TOTAL	30	21	205	4/30	2	42	0	111.1

RUSHING	ATT	YDS	AVG	LG	TD
Najee Harris	22	62	2.8	13	1
Chase Claypool	2	13	6.5	11	0
James Washington	2	13	6.5	12	0
Diontae Johnson	2	11	5.5	11	0
Benny Snell Jr.	2	6	3.0	5	0
Ben Roethlisberger	2	0	0.0	1	0
TOTAL	32	105	3.3	13	1

RECEIVING	NO	YDS	AVG	LG	TD
Diontae Johnson	5	56	11.2	22	0
Pat Freiermuth	5	43	8.6	13	2
Chase Claypool	3	30	10.0	26	0
Najee Harris	3	16	5.3	9	0
James Washington	1	42	42.0	42	0
Ray-Ray McCloud	1	12	12.0	12	0
Derek Watt	1	3	3.0	3	0
Kalen Ballage	1	2	2.0	2	0
Kevin Rader	1	1	1.0	1	0
TOTAL	21	205	9.8	42	2

TOP DEFENSE	TOT	SOLO	AST	SCK	YDS	INT
Minkah Fitzpatrick	8	8	0	0.0	0.0	0
T.J. Watt	7	4	3	3.0	13.0	0
Joe Schobert	5	2	3	0.0	0.0	0

FIELD GOALS	FGM/FGA	PERCENT	RESULTS
Chris Boswell	3-3	100.0	54G, 52G, 40G
TOTAL	3-3	100.0	

Team Statistics

First Downs	20	20
3rd-Down Eff. (Made/Att/Pct)	4/12/33%	6/17/35%
4th-Down Eff. (Made/Att/Pct)	0/0/0%	2/2/100%
Total Net Yards	414	280
Total Plays	58	66
Yards Per Play	7.1	4.2
Rushes/Net Yards	26/136	32/105
Net Passing	278	175
Pass Attempts/Completions	29/17	30/21
Had Intercepted	1	0
Sacked/Yards Lost	3/13	4/30
Punts/Average	5/46.8	5/39.2
Penalties/Yards	12/115	5/30
Fumbles/Lost	1/1	1/1
Possession Time	25:55	34:05

Bears Steelers



15

WEEK 8
Pittsburgh Steelers 15, Cleveland Browns 10
67,431 FirstEnergy Stadium Oct 31, 2021



10

Pittsburgh Steelers	0	3	6	6	—	15
Cleveland Browns	3	0	7	0	—	10

SCORING DRIVES

TEAM	QTR	TIME	SCORING PLAY	PIT	CLE
Browns	1	08:09	C.McLaughlin 30 yd. Field Goal (13-63, 6:51)	0	3
Steelers	2	09:18	C.Boswell 31 yd. Field Goal (10-47, 5:36)	3	3
Browns	3	09:36	D.Johnson 10 yd. run (C.McLaughlin kick) (8-86, 4:19)	3	10
Steelers	3	03:39	N.Harris 8 yd. run (pass failed) (12-78, 5:57)	9	10
Steelers	4	11:04	P.Freiermuth 2 yd. pass from B.Roethlisberger (pass failed) (13-83, 5:38)	15	10

PITTSBURGH STEELERS

PASSING	ATT	CP	YDS	SK/YD	TD	LG	INT	RTG
Ben Roethlisberger	34	22	266	2/11	1	50	0	98.4
Chris Boswell	1	0	0	0/0	0	0	0	39.6
TOTAL	35	22	266	2/11	1	50	0	95.7

RUSHING	ATT	YDS	AVG	LG	TD
Najee Harris	26	91	3.5	11	1
Chase Claypool	2	16	8.0	16	0
Ray-Ray McCloud	1	10	10.0	10	0
Anthony McFarland Jr.	1	1	1.0	1	0
Ben Roethlisberger	1	0	0.0	0	0
Kalen Ballage	1	-3	-3.0	-3	0
TOTAL	32	115	3.6	16	1

RECEIVING	NO	YDS	AVG	LG	TD
Diontae Johnson	6	98	16.3	50	0
Chase Claypool	4	45	11.3	16	0
Pat Freiermuth	4	44	11.0	22	1
Zach Gentry	3	39	13.0	24	0
Najee Harris	3	29	9.7	20	0
Benny Snell Jr.	1	7	7.0	7	0
James Washington	1	4	4.0	4	0
TOTAL	22	266	12.1	50	1

TOP DEFENSE	TOT	SOLO	AST	SCK	YDS	INT
Joe Schobert	9	6	3	0.0	0.0	0
T.J. Watt	6	4	2	1.5	7.5	0
Devin Bush	5	3	2	0.0	0.0	0

FIELD GOALS	FGM/FGA	PERCENT	RESULTS
Chris Boswell	1-1	100.0	31G
TOTAL	1-1	100.0	

CLEVELAND BROWNS

PASSING	ATT	CP	YDS	SK/YD	TD	LG	INT	RTG
Baker Mayfield	31	20	225	4/15	0	24	0	86.1
TOTAL	31	20	225	4/15	0	24	0	86.1

RUSHING	ATT	YDS	AVG	LG	TD
Nick Chubb	16	61	3.8	21	0
D'Ernest Johnson	4	22	5.5	11	1
Baker Mayfield	1	5	5.0	5	0
Jarvis Landry	1	5	5.0	5	0
Demetric Felton	1	3	3.0	3	0
TOTAL	23	96	4.2	21	1

RECEIVING	NO	YDS	AVG	LG	TD
Jarvis Landry	5	65	13.0	19	0
Austin Hooper	4	26	6.5	8	0
David Njoku	3	39	13.0	24	0
Harrison Bryant	2	33	16.5	21	0
Rashard Higgins	2	27	13.5	16	0
Demetric Felton	1	14	14.0	14	0
Nick Chubb	1	8	8.0	8	0
D'Ernest Johnson	1	7	7.0	7	0
Odell Beckham Jr.	1	6	6.0	6	0
TOTAL	20	225	11.3	24	0

TOP DEFENSE	TOT	SOLO	AST	SCK	YDS	INT
Malcolm Smith	10	9	1	0.0	0.0	0
Anthony Walker Jr.	8	2	6	0.0	0.0	0
Mack Wilson Sr.	7	5	2	0.0	0.0	0

FIELD GOALS	FGM/FGA	PERCENT	RESULTS
Chase McLaughlin	1-1	100.0	30G
TOTAL	1-1	100.0	

Team Statistics

First Downs	21	19
3rd-Down Eff. (Made/Att/Pct)	4/13/31%	3/10/30%
4th-Down Eff. (Made/Att/Pct)	2/4/50%	0/2/0%
Total Net Yards	370	306
Total Plays	69	58
Yards Per Play	5.4	5.3
Rushes/Net Yards	32/115	23/96
Net Passing	255	210
Pass Attempts/Completions	35/22	31/20
Had Intercepted	0	0
Sacked/Yards Lost	2/11	4/15
Punts/Average	4/44.0	4/49.3
Penalties/Yards	8/65	5/30
Fumbles/Lost	1/0	1/1
Possession Time	31:45	28:15

Steelers Browns



WEEK 6
Seattle Seahawks 20, Pittsburgh Steelers 23 (OT)
60,821 Heinz Field Oct 17, 2021



Seattle Seahawks	0	0	14	6	0	—	20
Pittsburgh Steelers	0	14	3	3	3	—	23

SCORING DRIVES

TEAM	QTR	TIME	SCORING PLAY	SEA	PIT
Steelers	2	10:01	N.Harris 5 yd. pass from B.Roethlisberger (C.Boswell kick) (8-54, 4:10)	0	7
Steelers	2	01:04	E.Ebron 1 yd. run (C.Boswell kick) (14-84, 6:59)	0	14
Seahawks	3	09:55	A.Collins 2 yd. run (J.Myers kick) (10-75, 5:05)	7	14
Steelers	3	05:46	C.Boswell 27 yd. Field Goal (9-66, 4:09)	7	17
Seahawks	3	03:02	W.Dissly 1 yd. pass from G.Smith (J.Myers kick) (6-60, 2:44)	14	17
Seahawks	4	12:59	J.Myers 40 yd. Field Goal (8-36, 3:26)	17	17
Steelers	4	01:30	C.Boswell 52 yd. Field Goal (9-40, 3:49)	17	20
Seahawks	4	00:00	J.Myers 43 yd. Field Goal (9-50, 1:30)	20	20
Steelers	OT	02:50	C.Boswell 37 yd. Field Goal (3-3, 1:26)	20	23

SEATTLE SEAHAWKS

PASSING	ATT	CP	YDS	SK/YD	TD	LG	INT	RTG
Geno Smith	32	23	209	5/44	1	41	0	99.6
TOTAL	32	23	209	5/44	1	41	0	99.6

RUSHING	ATT	YDS	AVG	LG	TD
Alex Collins	20	101	5.1	21	1
Travis Homer	2	27	13.5	26	0
DeeJay Dallas	4	17	4.3	10	0
Geno Smith	1	-1	-1.0	-1	0
TOTAL	27	144	5.3	26	1

RECEIVING	NO	YDS	AVG	LG	TD
DK Metcalf	6	58	9.7	14	0
DeeJay Dallas	5	33	6.6	10	0
Gerald Everett	2	40	20.0	41	0
Tyler Lockett	2	35	17.5	21	0
Will Dissly	2	8	4.0	7	1
Freddie Swain	2	-4	-2.0	0	0
Travis Homer	1	27	27.0	27	0
Penny Hart	1	12	12.0	12	0
Phillip Dorsett II	1	3	3.0	3	0
Alex Collins	1	-3	-3.0	-3	0
TOTAL	23	209	9.1	41	1

TOP DEFENSE	TOT	SOLO	AST	SCK	YDS	INT
Bobby Wagner	14	8	6	0.0	0.0	0
Jordyn Brooks	14	7	7	0.0	0.0	0
D.J. Reed	9	7	2	0.0	0.0	0

FIELD GOALS	FGM/FGA	PERCENT	RESULTS
Jason Myers	2-2	100.0	40G, 43G
TOTAL	2-2	100.0	

PITTSBURGH STEELERS

PASSING	ATT	CP	YDS	SK/YD	TD	LG	INT	RTG
Ben Roethlisberger	40	29	229	1/3	1	23	0	94.7
TOTAL	40	29	229	1/3	1	23	0	94.7

RUSHING	ATT	YDS	AVG	LG	TD
Najee Harris	24	81	3.4	10	0
Diontae Johnson	1	25	25.0	25	0
Kalen Ballage	2	15	7.5	11	0
Eric Ebron	1	1	1.0	1t	1
Ben Roethlisberger	2	-3	-1.5	0	0
TOTAL	30	119	4.0	25	1

RECEIVING	NO	YDS	AVG	LG	TD
Diontae Johnson	9	71	7.9	23	0
Pat Freiermuth	7	58	8.3	12	0
Najee Harris	6	46	7.7	12	1
Ray-Ray McCloud	2	18	9.0	15	0
Chase Claypool	2	17	8.5	12	0
Eric Ebron	2	10	5.0	6	0
James Washington	1	9	9.0	9	0
TOTAL	29	229	7.9	23	1

TOP DEFENSE	TOT	SOLO	AST	SCK	YDS	INT
Cameron Heyward	9	6	3	1.0	8.0	0
Minkah Fitzpatrick	9	7	2	0.0	0.0	0
Alex Highsmith	7	2	5	1.5	15.5	0

FIELD GOALS	FGM/FGA	PERCENT	RESULTS
Chris Boswell	3-3	100.0	27G, 52G, 37G
TOTAL	3-3	100.0	

Team Statistics

	Seahawks	Steelers
First Downs	18	22
3rd-Down Eff. (Made/Att/Pct)	3/12/25%	5/14/36%
4th-Down Eff. (Made/Att/Pct)	0/0/0%	0/0/0%
Total Net Yards	309	345
Total Plays	64	71
Yards Per Play	4.8	4.9
Rushes/Net Yards	27/144	30/119
Net Passing	165	226
Pass Attempts/Completions	32/23	40/29
Had Intercepted	0	0
Sacked/Yards Lost	5/44	1/3
Punts/Average	8/45.5	7/47.9
Penalties/Yards	6/45	5/38
Fumbles/Lost	3/1	1/1
Possession Time	29:37	37:33

Seahawks Steelers



WEEK 5
Denver Broncos 19, Pittsburgh Steelers 27
59,841 Heinz Field Oct 10, 2021



Denver Broncos	3	3	0	13	—	19
Pittsburgh Steelers	7	10	7	3	—	27

SCORING DRIVES

TEAM	QTR	TIME	SCORING PLAY	DEN	PIT
Steelers	1	12:02	D.Johnson 50 yd. pass from B.Roethlisberger (C.Boswell kick) (6-85, 2:58)	0	7
Broncos	1	01:43	B.McManus 39 yd. Field Goal (4-8, 2:14)	3	7
Steelers	2	12:42	C.Boswell 48 yd. Field Goal (9-45, 4:01)	3	10
Broncos	2	05:47	B.McManus 29 yd. Field Goal (7-49, 4:17)	6	10
Steelers	2	02:12	N.Harris 1 yd. run (C.Boswell kick) (6-75, 3:35)	6	17
Steelers	3	02:41	C.Claypool 18 yd. pass from B.Roethlisberger (C.Boswell kick) (14-86, 7:16)	6	24
Broncos	4	10:15	K.Hinton 2 yd. pass from T.Bridgewater (B.McManus kick) (14-75, 7:26)	13	24
Broncos	4	05:46	C.Sutton 39 yd. pass from T.Bridgewater (pass failed) (5-72, 1:54)	19	24
Steelers	4	02:29	C.Boswell 43 yd. Field Goal (7-49, 3:17)	19	27

DENVER BRONCOS

PASSING	ATT	CP	YDS	SK/YD	TD	LG	INT	RTG
Teddy Bridgewater	38	24	288	2/20	2	39t	1	92.9
TOTAL	38	24	288	2/20	2	39T	1	92.9

RUSHING	ATT	YDS	AVG	LG	TD
Javonte Williams	8	61	7.6	49	0
Melvin Gordon III	9	34	3.8	8	0
Teddy Bridgewater	1	11	11.0	11	0
TOTAL	18	106	5.9	49	0

RECEIVING	NO	YDS	AVG	LG	TD
Courtland Sutton	7	120	17.1	39t	1
Tim Patrick	7	89	12.7	23	0
Javonte Williams	3	25	8.3	10	0
Noah Fant	3	20	6.7	9	0
Kendall Hinton	2	25	12.5	23	1
Melvin Gordon III	2	9	4.5	6	0
TOTAL	24	288	12.0	39T	2

TOP DEFENSE	TOT	SOLO	AST	SCK	YDS	INT
Alexander Johnson	8	5	3	0.0	0.0	0
Justin Simmons	8	5	3	0.0	0.0	0
Kareem Jackson	7	6	1	0.0	0.0	0

FIELD GOALS	FGM/FGA	PERCENT	RESULTS
Brandon McManus	2-2	100.0	39G, 29G
TOTAL	2-2	100.0	

PITTSBURGH STEELERS

PASSING	ATT	CP	YDS	SK/YD	TD	LG	INT	RTG
Ben Roethlisberger	25	15	253	1/9	2	59	0	120.9
TOTAL	25	15	253	1/9	2	59	0	120.9

RUSHING	ATT	YDS	AVG	LG	TD
Najee Harris	23	122	5.3	20	1
Benny Snell Jr.	5	20	4.0	9	0
JuJu Smith-Schuster	2	6	3.0	3	0
Kalen Ballage	4	0	0.0	3	0
Ben Roethlisberger	1	-1	-1.0	-1	0
TOTAL	35	147	4.2	20	1

RECEIVING	NO	YDS	AVG	LG	TD
Chase Claypool	5	130	26.0	59	1
Diontae Johnson	2	72	36.0	50t	1
Najee Harris	2	20	10.0	14	0
Eric Ebron	2	10	5.0	5	0
Pat Freiermuth	2	7	3.5	4	0
Zach Gentry	1	13	13.0	13	0
Ray-Ray McCloud	1	1	1.0	1	0
TOTAL	15	253	16.9	59	2

TOP DEFENSE	TOT	SOLO	AST	SCK	YDS	INT
Minkah Fitzpatrick	10	5	5	0.0	0.0	0
Terrell Edmunds	7	4	3	0.0	0.0	0
James Pierre	6	6	0	0.0	0.0	1

FIELD GOALS	FGM/FGA	PERCENT	RESULTS
Chris Boswell	2-2	100.0	48G, 43G
TOTAL	2-2	100.0	

Team Statistics

First Downs	17	19
3rd-Down Eff. (Made/Att/Pct)	2/12/17%	7/12/58%
4th-Down Eff. (Made/Att/Pct)	3/4/75%	0/0/0%
Total Net Yards	374	391
Total Plays	58	61
Yards Per Play	6.4	6.4
Rushes/Net Yards	18/106	35/147
Net Passing	268	244
Pass Attempts/Completions	38/24	25/15
Had Intercepted	1	0
Sacked/Yards Lost	2/20	1/9
Punts/Average	4/44.0	2/59.5
Penalties/Yards	7/67	8/59
Fumbles/Lost	0/0	1/1
Possession Time	26:58	33:02

Broncos Steelers



WEEK 4
Pittsburgh Steelers 17, Green Bay Packers 27
78,281 🏠 Lambeau Field 🏠 Oct 3, 2021



Pittsburgh Steelers	7	3	0	7	—	17
Green Bay Packers	0	17	10	0	—	27

SCORING DRIVES

TEAM	QTR	TIME	SCORING PLAY	PIT	GB
Steelers	1	10:04	D.Johnson 45 yd. pass from B.Roethlisberger (C.Boswell kick) (8-75, 4:56)	7	0
Packers	2	13:22	Aa.Rodgers 4 yd. run (M.Crosby kick) (13-64, 4:51)	7	7
Packers	2	10:55	R.Cobb 23 yd. pass from Aa.Rodgers (M.Crosby kick) (4-23, 1:33)	7	14
Steelers	2	05:41	C.Boswell 52 yd. Field Goal (10-41, 5:14)	10	14
Packers	2	00:05	M.Crosby 26 yd. Field Goal (13-76, 5:36)	10	17
Packers	3	09:31	M.Crosby 29 yd. Field Goal (12-64, 5:29)	10	20
Packers	3	04:46	R.Cobb 1 yd. pass from Aa.Rodgers (M.Crosby kick) (4-40, 2:15)	10	27
Steelers	4	04:04	N.Harris 1 yd. run (C.Boswell kick) (8-65, 2:53)	17	27

PITTSBURGH STEELERS

PASSING	ATT	CP	YDS	SK/YD	TD	LG	INT	RTG
Ben Roethlisberger	40	26	232	2/12	1	45t	1	78.3
TOTAL	40	26	232	2/12	1	45T	1	78.3

RUSHING	ATT	YDS	AVG	LG	TD
Najee Harris	15	62	4.1	11	1
Benny Snell Jr.	1	0	0.0	0	0
TOTAL	16	62	3.9	11	1

RECEIVING	NO	YDS	AVG	LG	TD
Diontae Johnson	9	92	10.2	45t	1
Najee Harris	6	29	4.8	9	0
James Washington	4	69	17.3	30	0
JuJu Smith-Schuster	2	11	5.5	9	0
Eric Ebron	2	8	4.0	4	0
Pat Freiermuth	1	11	11.0	11	0
Zach Gentry	1	10	10.0	10	0
Ray-Ray McCloud	1	2	2.0	2	0
TOTAL	26	232	8.9	45T	1

TOP DEFENSE	TOT	SOLO	AST	SCK	YDS	INT
Cameron Heyward	8	5	3	0.0	0.0	0
Joe Schobert	8	5	3	0.0	0.0	0
Minkah Fitzpatrick	8	6	2	0.0	0.0	0

FIELD GOALS	FGM/FGA	PERCENT	RESULTS
Chris Boswell	1-1	100.0	52G
TOTAL	1-1	100.0	

GREEN BAY PACKERS

PASSING	ATT	CP	YDS	SK/YD	TD	LG	INT	RTG
Aaron Rodgers	36	20	248	3/12	2	28	0	95.6
TOTAL	36	20	248	3/12	2	28	0	95.6

RUSHING	ATT	YDS	AVG	LG	TD
AJ Dillon	15	81	5.4	25	0
Aaron Jones	15	48	3.2	15	0
Aaron Rodgers	3	2	0.7	4t	1
TOTAL	33	131	4.0	25	1

RECEIVING	NO	YDS	AVG	LG	TD
Davante Adams	6	64	10.7	21	0
Randall Cobb	5	69	13.8	25	2
Aaron Jones	3	51	17.0	26	0
Allen Lazard	2	33	16.5	28	0
Robert Tonyan	2	8	4.0	6	0
AJ Dillon	1	16	16.0	16	0
Marcedes Lewis	1	7	7.0	7	0
TOTAL	20	248	12.4	28	2

TOP DEFENSE	TOT	SOLO	AST	SCK	YDS	INT
De'Vondre Campbell	9	5	4	0.0	0.0	0
Eric Stokes	8	8	0	0.0	0.0	1
Oren Burks	6	3	3	0.0	0.0	0

FIELD GOALS	FGM/FGA	PERCENT	RESULTS
Mason Crosby	2-2	100.0	26G, 29G
TOTAL	2-2	100.0	

Team Statistics

First Downs	17	23
3rd-Down Eff. (Made/Att/Pct)	4/11/36%	9/15/60%
4th-Down Eff. (Made/Att/Pct)	0/2/0%	0/1/0%
Total Net Yards	282	367
Total Plays	58	72
Yards Per Play	4.9	5.1
Rushes/Net Yards	16/62	33/131
Net Passing	220	236
Pass Attempts/Completions	40/26	36/20
Had Intercepted	1	0
Sacked/Yards Lost	2/12	3/12
Punts/Average	3/34.0	3/46.0
Penalties/Yards	5/34	3/25
Fumbles/Lost	1/1	1/1
Possession Time	25:19	34:41

Steelers Packers



WEEK 3
Cincinnati Bengals 24, Pittsburgh Steelers 10
58,076 Heinz Field Sep 26, 2021



Cincinnati Bengals	7	7	10	0	—	24
Pittsburgh Steelers	0	7	0	3	—	10

SCORING DRIVES

TEAM	QTR	TIME	SCORING PLAY	CIN	PIT
Bengals	1	02:54	T.Boyd 17 yd. pass from J.Burrow (E.McPherson kick) (6-42, 3:51)	7	0
Steelers	2	01:04	P.Freiermuth 4 yd. pass from B.Roethlisberger (C.Boswell kick) (15-86, 8:32)	7	7
Bengals	2	00:37	J.Chase 34 yd. pass from J.Burrow (E.McPherson kick) (3-75, 0:27)	14	7
Bengals	3	08:47	E.McPherson 43 yd. Field Goal (10-55, 6:13)	17	7
Bengals	3	06:18	J.Chase 9 yd. pass from J.Burrow (E.McPherson kick) (3-19, 1:33)	24	7
Steelers	4	08:09	C.Boswell 26 yd. Field Goal (18-88, 9:03)	24	10

CINCINNATI BENGALS

PASSING	ATT	CP	YDS	SK/YD	TD	LG	INT	RTG
Joe Burrow	18	14	172	0/0	3	34t	1	122.9
TOTAL	18	14	172	0/0	3	34T	1	122.9

RUSHING	ATT	YDS	AVG	LG	TD
Joe Mixon	18	90	5.0	27	0
Joe Burrow	5	7	1.4	8	0
Samaje Perine	1	-1	-1.0	-1	0
TOTAL	24	96	4.0	27	0

RECEIVING	NO	YDS	AVG	LG	TD
Ja'Marr Chase	4	65	16.3	34t	2
Tyler Boyd	4	36	9.0	17t	1
Chris Evans	2	26	13.0	14	0
Mike D. Thomas	1	19	19.0	19	0
Auden Tate	1	14	14.0	14	0
Samaje Perine	1	8	8.0	8	0
Joe Mixon	1	4	4.0	4	0
TOTAL	14	172	12.3	34T	3

TOP DEFENSE	TOT	SOLO	AST	SCK	YDS	INT
Logan Wilson	14	6	8	0.0	0.0	2
Jessie Bates III	9	6	3	0.0	0.0	0
Eli Apple	8	4	4	0.0	0.0	0

FIELD GOALS	FGM/FGA	PERCENT	RESULTS
Evan McPherson	1-1	100.0	43G
TOTAL	1-1	100.0	

PITTSBURGH STEELERS

PASSING	ATT	CP	YDS	SK/YD	TD	LG	INT	RTG
Ben Roethlisberger	58	38	318	4/21	1	29	2	70.9
TOTAL	58	38	318	4/21	1	29	2	70.9

RUSHING	ATT	YDS	AVG	LG	TD
Najee Harris	14	40	2.9	20	0
Ben Roethlisberger	1	5	5.0	5	0
TOTAL	15	45	3.0	20	0

RECEIVING	NO	YDS	AVG	LG	TD
Najee Harris	14	102	7.3	21	0
Chase Claypool	9	96	10.7	29	0
Ray-Ray McCloud	3	33	11.0	24	0
Juju Smith-Schuster	3	25	8.3	16	0
Pat Freiermuth	3	22	7.3	15	1
James Washington	3	20	6.7	8	0
Cody White	2	17	8.5	11	0
Derek Watt	1	3	3.0	3	0
TOTAL	38	318	8.4	29	1

TOP DEFENSE	TOT	SOLO	AST	SCK	YDS	INT
Cameron Heyward	5	1	4	0.0	0.0	0
Joe Schobert	5	4	1	0.0	0.0	0
Terrell Edmunds	5	2	3	0.0	0.0	1

FIELD GOALS	FGM/FGA	PERCENT	RESULTS
Chris Boswell	1-2	50.0	42WL, 26G
TOTAL	1-2	50.0	

Team Statistics

First Downs	12	21
3rd-Down Eff. (Made/Att/Pct)	3/9/33%	9/19/47%
4th-Down Eff. (Made/Att/Pct)	0/0/0%	0/2/0%
Total Net Yards	268	342
Total Plays	42	77
Yards Per Play	6.4	4.4
Rushes/Net Yards	24/96	15/45
Net Passing	172	297
Pass Attempts/Completions	18/14	58/38
Had Intercepted	1	2
Sacked/Yards Lost	0/0	4/21
Punts/Average	5/48.2	4/40.5
Penalties/Yards	10/89	10/73
Fumbles/Lost	0/0	1/0
Possession Time	24:38	35:22

Bengals Steelers



WEEK 2
Las Vegas Raiders 26, Pittsburgh Steelers 17
63,707 Heinz Field Sep 19, 2021



Las Vegas Raiders	3	6	7	10	—	26
Pittsburgh Steelers	0	7	0	10	—	17

SCORING DRIVES

TEAM	QTR	TIME	SCORING PLAY	LV	PIT
Raiders	1	03:10	D.Carlson 46 yd. Field Goal (5-12, 2:34)	3	0
Raiders	2	09:34	D.Carlson 33 yd. Field Goal (8-47, 3:58)	6	0
Steelers	2	06:25	J.Smith-Schuster 3 yd. run (C.Boswell kick) (7-75, 3:09)	6	7
Raiders	2	00:02	D.Carlson 41 yd. Field Goal (13-53, 6:23)	9	7
Raiders	3	05:02	F.Moreau 9 yd. pass from D.Carr (D.Carlson kick) (7-82, 4:09)	16	7
Steelers	4	11:15	N.Harris 25 yd. pass from B.Roethlisberger (C.Boswell kick) (5-80, 1:41)	16	14
Raiders	4	09:35	H.Ruggs 61 yd. pass from D.Carr (D.Carlson kick) (5-75, 1:40)	23	14
Steelers	4	03:42	C.Boswell 56 yd. Field Goal (8-30, 2:09)	23	17
Raiders	4	00:20	D.Carlson 45 yd. Field Goal (7-46, 3:22)	26	17

LAS VEGAS RAIDERS

PASSING	ATT	CP	YDS	SK/YD	TD	LG	INT	RTG
Derek Carr	37	28	382	2/9	2	61T	0	126.2
TOTAL	37	28	382	2/9	2	61T	0	126.2

RUSHING	ATT	YDS	AVG	LG	TD
Peyton Barber	13	32	2.5	13	0
Kenyan Drake	7	9	1.3	5	0
Derek Carr	4	9	2.3	5	0
Henry Ruggs III	1	2	2.0	2	0
TOTAL	25	52	2.1	13	0

RECEIVING	NO	YDS	AVG	LG	TD
Henry Ruggs III	5	113	22.6	61T	1
Darren Waller	5	65	13.0	25	0
Hunter Renfrow	5	57	11.4	23	0
Kenyan Drake	5	46	9.2	13	0
Bryan Edwards	3	40	13.3	18	0
Foster Moreau	2	34	17.0	25	1
Derek Carrier	2	13	6.5	9	0
Willie Snead IV	1	14	14.0	14	0
TOTAL	28	382	13.6	61T	2

TOP DEFENSE	TOT	SOLO	AST	SCK	YDS	INT
Denzel Perryman	12	6	6	0.0	0.0	0
Johnathan Abram	7	5	2	0.0	0.0	0
Trayvon Mullen Jr.	7	6	1	0.0	0.0	1

FIELD GOALS	FGM/FGA	PERCENT	RESULTS
Daniel Carlson	4-4	100.0	46G, 33G, 41G, 45G
TOTAL	4-4	100.0	

PITTSBURGH STEELERS

PASSING	ATT	CP	YDS	SK/YD	TD	LG	INT	RTG
Ben Roethlisberger	40	27	295	2/3	1	52	1	87.0
TOTAL	40	27	295	2/3	1	52	1	87.0

RUSHING	ATT	YDS	AVG	LG	TD
Najee Harris	10	38	3.8	14	0
JuJu Smith-Schuster	1	3	3.0	3t	1
Benny Snell Jr.	2	1	0.5	1	0
Chase Claypool	1	-3	-3.0	-3	0
TOTAL	14	39	2.8	14	1

RECEIVING	NO	YDS	AVG	LG	TD
Diontae Johnson	9	105	11.7	41	0
JuJu Smith-Schuster	6	41	6.8	17	0
Najee Harris	5	43	8.6	25t	1
Pat Freiermuth	4	36	9.0	14	0
Chase Claypool	3	70	23.3	52	0
TOTAL	27	295	10.9	52	1

TOP DEFENSE	TOT	SOLO	AST	SCK	YDS	INT
Joe Schobert	10	6	4	0.0	0.0	0
Robert Spillane	10	7	3	0.0	0.0	0
Cameron Heyward	7	4	3	0.0	0.0	0

FIELD GOALS	FGM/FGA	PERCENT	RESULTS
Chris Boswell	1-1	100.0	56G
TOTAL	1-1	100.0	

Team Statistics

First Downs	22	17
3rd-Down Eff. (Made/Att/Pct)	5/13/38%	5/12/42%
4th-Down Eff. (Made/Att/Pct)	1/1/100%	0/1/0%
Total Net Yards	425	331
Total Plays	64	56
Yards Per Play	6.6	5.9
Rushes/Net Yards	25/52	14/39
Net Passing	373	292
Pass Attempts/Completions	37/28	40/27
Had Intercepted	0	1
Sacked/Yards Lost	2/9	2/3
Punts/Average	4/47.5	4/49.3
Penalties/Yards	5/40	5/43
Fumbles/Lost	2/0	1/0
Possession Time	34:22	25:38

Raiders Steelers



23

WEEK 1
Pittsburgh Steelers 23, Buffalo Bills 16
 69,787 Highmark Stadium Sep 12, 2021



16

Pittsburgh Steelers	0	0	6	17	—	23
Buffalo Bills	3	7	0	6	—	16

SCORING DRIVES

TEAM	QTR	TIME	SCORING PLAY	PIT	BUF
Bills	1	13:30	T.Bass 37 yd. Field Goal (4-5, 1:30)	0	3
Bills	2	00:22	G.Davis 3 yd. pass from J.Allen (T.Bass kick) (13-91, 5:39)	0	10
Steelers	3	10:23	C.Boswell 24 yd. Field Goal (10-69, 4:37)	3	10
Steelers	3	01:47	C.Boswell 20 yd. Field Goal (11-62, 4:01)	6	10
Steelers	4	11:19	D.Johnson 5 yd. pass from B.Roethlisberger (C.Boswell kick) (4-52, 2:23)	13	10
Steelers	4	09:45	U.Gilbert 9 yd. return of blocked punt (C.Boswell kick)	20	10
Bills	4	05:23	T.Bass 25 yd. Field Goal (9-67, 4:22)	20	13
Steelers	4	02:42	C.Boswell 45 yd. Field Goal (9-48, 2:41)	23	13
Bills	4	00:46	T.Bass 42 yd. Field Goal (10-40, 1:56)	23	16

PITTSBURGH STEELERS

PASSING	ATT	CP	YDS	SK/YD	TD	LG	INT	RTG
Ben Roethlisberger	32	18	188	2/11	1	24	0	83.9
TOTAL	32	18	188	2/11	1	24	0	83.9

RUSHING	ATT	YDS	AVG	LG	TD
Najee Harris	16	45	2.8	18	0
Chase Claypool	1	25	25.0	25	0
Ben Roethlisberger	4	5	1.3	8	0
TOTAL	21	75	3.6	25	0

RECEIVING	NO	YDS	AVG	LG	TD
Diontae Johnson	5	36	7.2	14	1
JuJu Smith-Schuster	4	52	13.0	24	0
Chase Claypool	3	45	15.0	22	0
James Washington	2	10	5.0	9	0
Pat Freiermuth	1	24	24.0	24	0
Eric Ebron	1	19	19.0	19	0
Najee Harris	1	4	4.0	4	0
Zach Gentry	1	-2	-2.0	-2	0
TOTAL	18	188	10.4	24	1

TOP DEFENSE	TOT	SOLO	AST	SCK	YDS	INT
Devin Bush	10	6	4	0.0	0.0	0
Minkah Fitzpatrick	10	6	4	0.0	0.0	0
James Pierre	6	6	0	0.0	0.0	0

FIELD GOALS	FGM/FGA	PERCENT	RESULTS
Chris Boswell	3-3	100.0	24G, 20G, 45G
TOTAL	3-3	100.0	

BUFFALO BILLS

PASSING	ATT	CP	YDS	SK/YD	TD	LG	INT	RTG
Josh Allen	51	30	270	3/16	1	37	0	79.7
TOTAL	51	30	270	3/16	1	37	0	79.7

RUSHING	ATT	YDS	AVG	LG	TD
Devin Singletary	11	72	6.5	25	0
Josh Allen	9	44	4.9	11	0
Matt Breida	4	4	1.0	7	0
Isaiah McKenzie	1	-3	-3.0	-3	0
TOTAL	25	117	4.7	25	0

RECEIVING	NO	YDS	AVG	LG	TD
Stefon Diggs	9	69	7.7	13	0
Cole Beasley	8	60	7.5	12	0
Emmanuel Sanders	4	52	13.0	16	0
Dawson Knox	4	41	10.3	13	0
Devin Singletary	3	8	2.7	5	0
Gabriel Davis	2	40	20.0	37	1
TOTAL	30	270	9.0	37	1

TOP DEFENSE	TOT	SOLO	AST	SCK	YDS	INT
Taron Johnson	7	7	0	0.0	0.0	0
Jordan Poyer	6	5	1	1.0	10.0	0
Micah Hyde	6	5	1	0.0	0.0	0

FIELD GOALS	FGM/FGA	PERCENT	RESULTS
Tyler Bass	3-3	100.0	37G, 25G, 42G
TOTAL	3-3	100.0	

Team Statistics

	Steelers	Bills
First Downs	16	22
3rd-Down Eff. (Made/Att/Pct)	4/12/33%	8/18/44%
4th-Down Eff. (Made/Att/Pct)	0/0/0%	1/3/33%
Total Net Yards	252	371
Total Plays	55	79
Yards Per Play	4.6	4.7
Rushes/Net Yards	21/75	25/117
Net Passing	177	254
Pass Attempts/Completions	32/18	51/30
Had Intercepted	0	0
Sacked/Yards Lost	2/11	3/16
Punts/Average	5/41.4	4/34.3
Penalties/Yards	5/32	8/81
Fumbles/Lost	1/0	4/1
Possession Time	26:43	33:17