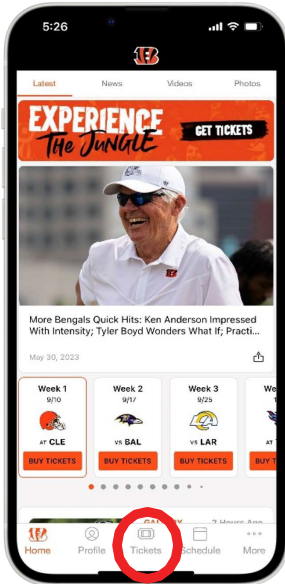




2023 MOBILE TICKET GUIDE

ACCESS YOUR TICKETS



STEP ONE

OPEN THE OFFICIAL BENGALS APP ON YOUR MOBILE DEVICE

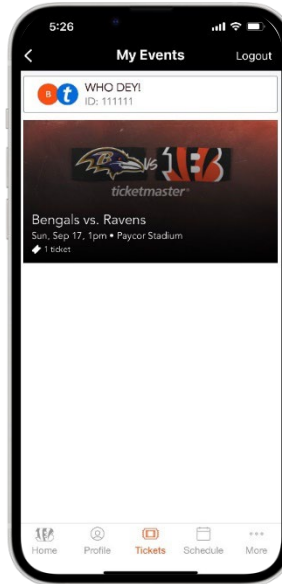
TAP "TICKETS" AT THE BOTTOM CENTER OF YOUR SCREEN.



STEP TWO

TAP MANAGE TICKETS

LOG IN USING YOUR EMAIL ADDRESS AND PASSWORD ASSOCIATED WITH "MY BENGALS ACCOUNT" IF YOU HAVE NOT ALREADY DONE SO.



STEP THREE

ONCE YOU ARE SIGNED IN, YOU WILL SEE A LIST OF ALL YOUR GAMES FOR THE 2023 BENGALS SEASON.

SELECT THE TILE FOR THE GAME/TICKETS THAT YOU WOULD LIKE TO ACCESS.



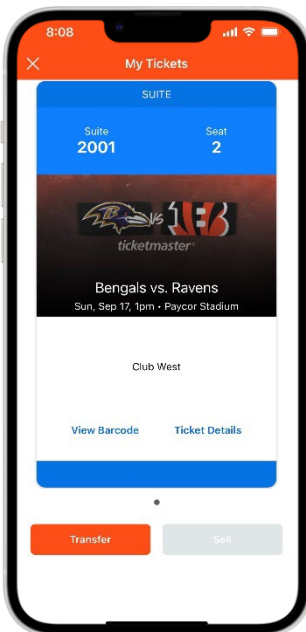
STEP FOUR

TAP VIEW BARCODE TO DISPLAY THE ROTATING BARCODE YOU'LL SCAN AT THE TICKET GATE FOR ENTRY.

WE HIGHLY RECOMMEND IPHONE USERS ADD TICKETS TO THEIR APPLE WALLET DUE TO NETWORK TRAFFIC AT THE GATES ON GAMEDAY.

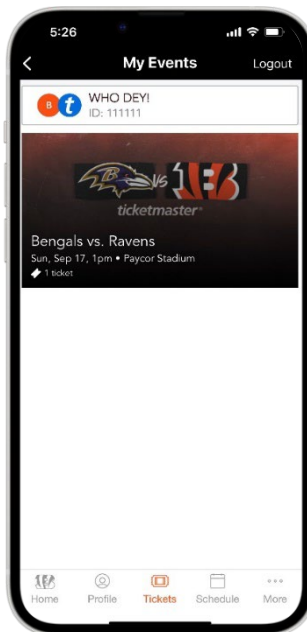
REMINDER — SCREEN SHOTS WILL NOT WORK FOR ENTRY, THE BARCODE CONSTANTLY CHANGES AND WILL NOT WORK.

TRANSFER YOUR TICKETS



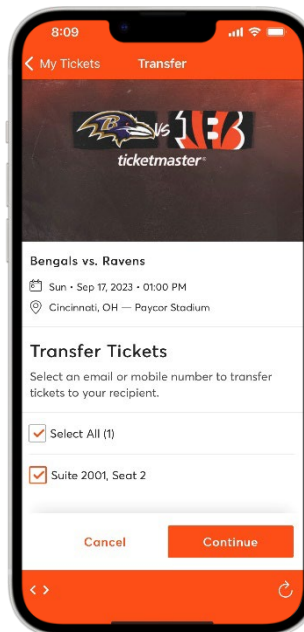
STEP ONE

ONCE YOU ARE SIGNED IN, YOUR SCREEN WILL LIST ALL OF YOUR GAMES FOR THE 2023 BENGALS SEASON. SELECT THE CARD FOR THE GAME THAT YOU WOULD LIKE TO TRANSFER.



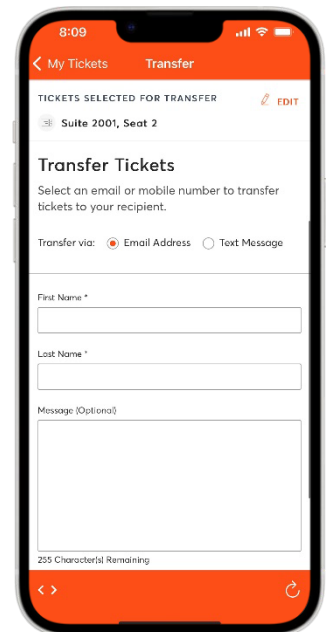
STEP TWO

TAP TRANSFER



STEP THREE

SELECT THE SEATS YOU WOULD LIKE TO TRANSFER.



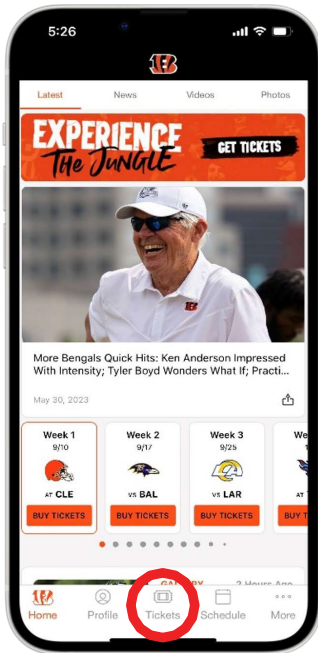
STEP FOUR

CHOOSE A RECIPIENT FROM YOUR SMART PHONE'S ADDRESS BOOK OR MANUALLY ENTER THEIR INFORMATION TO TRANSFER THE TICKETS.



2023 MOBILE TICKET GUIDE

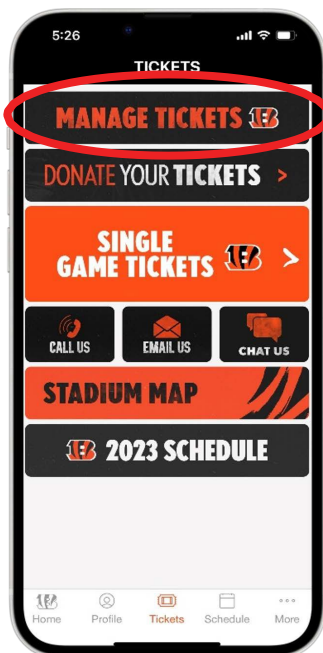
LOGIN TO YOUR ACCOUNT



STEP ONE

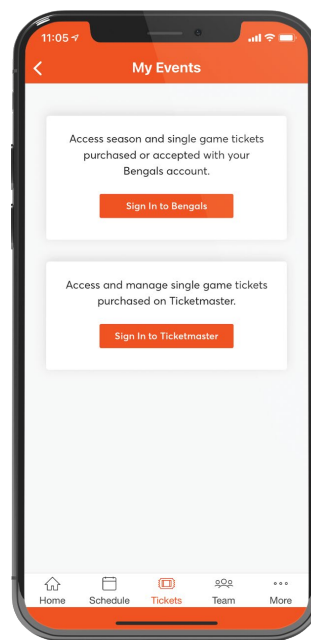
DOWNLOAD THE OFFICIAL BENGALS APP

TAP TICKETS



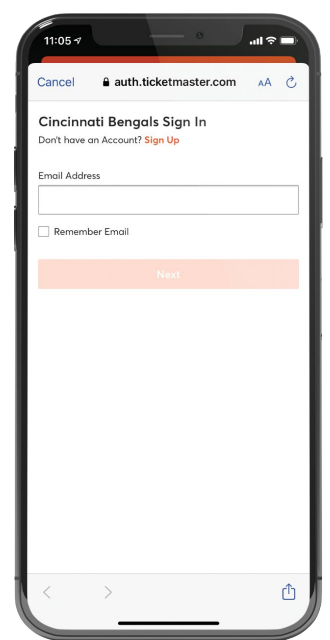
STEP TWO

TAP MANAGE TICKETS



STEP THREE

TAP SIGN IN TO BENGALS



STEP FOUR

ENTER EMAIL ADDRESS AND PASSWORD