

CINCINNATI BENGALS



2017 MEDIA GUIDE



CINCINNATI BENGALS

One Paul Brown Stadium, Cincinnati, Ohio 45202

Administrative Offices: (513) 621-3550 | FAX: (513) 621-3570

Bengals Ticket Hotline: (513) 621-8383 | Toll-free Ticket Hotline: (866) 621-8383

www.bengals.com

2017 SCHEDULE

Preseason

| DAY | DATE | OPPONENT | TIME |
|--------|---------|---------------------|-----------|
| Fri. | Aug. 11 | TAMPA BAY | 7:30 p.m. |
| Sat. | Aug. 19 | KANSAS CITY | 7 p.m. |
| Sun. | Aug. 27 | at Washington (FOX) | 4:30 p.m. |
| Thurs. | Aug. 31 | at Indianapolis | 7 p.m. |

Regular season

| DAY | DATE | OPPONENT | TIME |
|--------|----------|-----------------------|-----------|
| Sun. | Sept. 10 | BALTIMORE | 1 p.m. |
| Thurs. | Sept. 14 | HOUSTON (NFL Network) | 8:25 p.m. |
| Sun. | Sept. 24 | at Green Bay | 4:25 p.m. |
| Sun. | Oct. 1 | at Cleveland | 1 p.m. |
| Sun. | Oct. 8 | BUFFALO* | 1 p.m. |
| Sun. | Oct. 15 | — BYE — | |
| Sun. | Oct. 22 | at Pittsburgh* | 1 p.m. |
| Sun. | Oct. 29 | INDIANAPOLIS* | 1 p.m. |
| Sun. | Nov. 5 | at Jacksonville* | 1 p.m. |
| Sun. | Nov. 12 | at Tennessee* | 1 p.m. |
| Sun. | Nov. 19 | at Denver* | 4:25 p.m. |
| Sun. | Nov. 26 | CLEVELAND* | 1 p.m. |
| Mon. | Dec. 4 | PITTSBURGH (ESPN) | 8:30 p.m. |
| Sun. | Dec. 10 | CHICAGO* | 1 p.m. |
| Sun. | Dec. 17 | at Minnesota* | 1 p.m. |
| Sun. | Dec. 24 | DETROIT | 1 p.m. |
| Sun. | Dec. 31 | at Baltimore* | 1 p.m. |

All times are Eastern.

An asterisk (*) denotes a game subject to flexible scheduling.

2017 MEDIA GUIDE

TABLE OF CONTENTS

| INFORMATION FOR NEWS MEDIA | |
|---|---------|
| Covering the Bengals | 2 |
| Bengals media | 3 |
| Bengals in the community | 4 |
| STAFF | |
| Team directory | 5 |
| Head Coach Marvin Lewis | 6 |
| Assistant coaches | 7-16 |
| PLAYERS | |
| Alphabetical roster | 18 |
| Numerical roster | 19 |
| Pronunciation guide | 20 |
| Player biographies (all are ordered alphabetically) | 21-147 |
| 2016 REVIEW | |
| NFL standings | 150 |
| Regular-season statistics | 151 |
| Game-by-game team statistics | 152 |
| Best performances | 153 |
| Starting lineups | 154 |
| Regular-season participation chart | 155 |
| Transactions (7-28-16 through 6-22-17) | 156-157 |
| Game summaries | 158-165 |
| Preseason statistics | 166 |
| Preseason participation chart | 167 |
| RECORDS* | |
| Bengals regular-season individual records | 170-175 |
| Bengals regular-season team records | 176-178 |
| Opponents' regular-season individual records | 179 |

(*NOTE: Postseason records can be found on pages 299-306 in the postseason portion of the team history section.)

| TEAM HISTORY | |
|--|---------|
| Team chronology | 182-193 |
| All-time results | 194-205 |
| Regular season and postseason | 194-200 |
| Preseason | 201-202 |
| By opponent | 202-205 |
| Preseason vs. 2017 opponents | 205 |
| Coaching history | 206-208 |
| Head coaches | 206 |
| Assistant coaches | 206 |
| Year-by-year coaching staffs | 207-208 |
| Player history | 209-223 |
| All-time roster | 209-212 |
| Uniform numbers | 213-216 |
| Trades | 217-218 |
| Drafts | 219-222 |
| Alumni list | 223 |
| Statistics history | 224-289 |
| Year-by-year team statistics | 224-272 |
| Offense/defense — year-by-year team totals | 273 |
| Offense/defense — year-by-year team rankings | 274 |
| Year-by-year individual leaders | 275-278 |
| All-time individual statistics | 279-285 |
| Superlative performances | 286-288 |
| Last times | 289 |
| Longest plays | 289 |
| Miscellaneous history | 290 |
| Pro Bowl history | 290 |
| Hall of Fame history | 291 |
| Stadium history | 292-293 |
| Pro football history in Cincinnati | 294 |
| Miscellaneous facts and figures | 295-298 |
| Postseason history | 299-332 |
| Bengals postseason individual records | 299-302 |
| Bengals postseason team records | 303 |
| Opponents' postseason individual records | 304-305 |
| Opponents' postseason team records | 306 |
| All-time postseason statistics | 307-308 |
| Year-by-year postseason statistics | 309-322 |
| Postseason game summaries | 323-332 |

The Cincinnati Bengals 2017 media guide is published by The Cincinnati Bengals, Inc. (copyright © 2017). It was prepared by PJ Combs and Pete Schramm of the Bengals' media relations department, with assistance provided by Jack Brennan, Inky Moore, Emily Parker, Pat Martin and James Rowe. Design, typography and layout by PJ Combs. Research and statistical assistance provided by Elias Sports Bureau. Photography by Greg Rust and Associated Press. Printing by BPT Communication Solutions, Cincinnati, Ohio.

Permission to use and/or reprint information from this media guide is granted to news reporters/organizations for the purpose of journalistic news coverage of The Cincinnati Bengals. Any other person or organization wishing to use and/or reprint information from this media guide for any reason must obtain written permission from The Cincinnati Bengals.

All information in this media guide is accurate through June 22, 2017.

THIS PAGE HAS BEEN REMOVED
FROM THE DOWNLOADABLE WEBSITE
VERSION OF THE MEDIA GUIDE

MEDIA SHOULD CONTACT THE
MEDIA RELATIONS DEPARTMENT
FOR THIS INFORMATION

BENGALS MEDIA

TEAM TALENT



Dan Hoard



Geoff Hobson



Brad Johansen



Dave Lapham



Anthony Munoz



Mike Valpredo

WEBSITE AND SOCIAL MEDIA

The Cincinnati Bengals' official Web site (www.bengals.com) offers a variety of features, including up-to-the-down live coverage of every game, complete with news and analysis. During the season, the site provides breaking news, daily team updates and extensive multimedia offerings, including weekly news conferences as well as one-on-one video interviews with players and coaches throughout the week and following each game.

Geoff Hobson, former Bengals beat reporter for both The Cincinnati Post and The Cincinnati Enquirer, is the Web site editor. Also on www.bengals.com are the club's roster, depth chart, biographies of coaches and players, as well as information regarding tickets, cheerleaders and Paul Brown Stadium.

Fans and media also may follow the Cincinnati Bengals on Facebook (www.facebook.com/bengals), Twitter (@bengals) and Instagram (@bengals).

RADIO NETWORK

Games will be aired this season on the Bengals Radio Network, led by three flagship stations in the Cincinnati market. All games will be carried by Cincinnati's WCKY-AM (ESPN 1530) and WEBN-FM (102.7). Once the Major League Baseball season is over, games also will be aired on WLW-AM (700).

Dan Hoard, a former sports director and broadcaster on WXIX-TV (FOX 19) in Cincinnati, is in his seventh season as the radio play-by-play voice. He also is the radio voice of University of Cincinnati football and basketball, and he has prior experience as the play-by-play voice on Bengals preseason TV.

Dave Lapham, a Bengals offensive lineman from 1974-83, is in his 32nd consecutive season as the analyst on the team's radio broadcasts. In past years, Lapham has been an analyst for NFL games on both NBC-TV and FOX-TV, Big 12 games on FOX-TV, and the NFL Europe League's World Bowl game on Sporting News Radio.

As of June 22, the Bengals Radio Network included the following stations:

OHIO

| CITY | STATION | FREQUENCY |
|------------------|---------|-----------|
| Athens..... | WATH-AM | 970 |
| Celina..... | WCSM-FM | 96.7 |
| Chillicothe..... | WBEX-AM | 1490 |
| Cincinnati..... | WCKY-AM | 1530 |
| | WEBN-FM | 102.7 |
| | WLW-AM | 700 |
| Columbus..... | WXZX-FM | 105.7 |

| | | |
|-----------------|---------|-------|
| Dayton..... | WTUE-FM | 104.7 |
| Findlay..... | WBVI-FM | 96.7 |
| Lancaster..... | WLOH-FM | 104.5 |
| Lima..... | WIMA-AM | 1150 |
| Logan..... | WLOH-FM | 99.3 |
| Marietta..... | WMOA-AM | 1490 |
| Marion..... | WMRN-AM | 1490 |
| Marysville..... | WQTT-AM | 1270 |
| Portsmouth..... | WIOI-AM | 1010 |

KENTUCKY

| | | |
|------------------|---------|-------|
| Cynthiana..... | WCYN-FM | 102.3 |
| Garrison..... | WOKE-FM | 98.3 |
| Louisville..... | WKRD-AM | 790 |
| Paintsville..... | WKYH-AM | 600 |
| Somerset..... | WTLO-AM | 1480 |

INDIANA

| | | |
|------------|---------|------|
| Vevay..... | WKID-FM | 95.9 |
|------------|---------|------|

WEST VIRGINIA

| | | |
|-----------------|---------|-------|
| Charleston..... | WJYP-AM | 1300 |
| | WMON-AM | 1340 |
| Huntington..... | WRVC-AM | 930 |
| Ravenswood..... | WMOV-AM | 1360 |
| | WMOV-FM | 106.7 |

PRESEASON TELEVISION

Brad Johansen and Anthony Munoz team up in the broadcast booth for this season's games on the Bengals Preseason TV Network. Johansen is the play-by-play announcer, and Munoz is the color analyst. Mike Valpredo is the sideline reporter.

For the 29th time in the past 30 years, Cincinnati's WKRC-TV (CBS Channel 12) is the flagship station of the network. Also on the network are WKEF-TV (ABC Ch. 22) in Dayton, Ohio; WSYX-TV (ABC Ch. 6) in Columbus, Ohio;

WLIO-TV (FOX Ch. 8.2) in Lima, Ohio; WDKY-TV (FOX Ch. 56) in Lexington, Ky.; and WDRB-TV (FOX Ch. 41) in Louisville, Ky.

Johansen is news anchor at Cincinnati's WKRC-TV and is in his seventh season in the preseason play-by-play role. He has previously served as play-by-play voice on Bengals radio. Munoz, the Bengals' Hall of Fame offensive tackle, is in his 20th season as preseason analyst. Valpredo has worked as a sports anchor in Columbus, Ohio. He is in his 13th season in the sideline reporter role.

WEEKLY TELEVISION SHOW

The Bengals produce a weekly television show — Bengals Weekly with Marvin Lewis, hosted by Dan Hoard and Dave Lapham — that will air every Sunday morning during the 2017 NFL regular season at 11:30 a.m. on

WKRC-TV (Channel 12) in Cincinnati.

The show also will air on Sundays at 10:30 a.m. on WRGT-TV (FOX Ch. 45) in Dayton and at 12 a.m. on WWHO-TV (CW Ch. 53) in Columbus.

BENGALS IN THE COMMUNITY

REACHING OUT TO HELP OTHERS

The Cincinnati Bengals have a strong commitment to making a difference in the community, generating more than \$1 million each year for community groups. This includes direct Bengals corporate contributions, NFL Charities, and other efforts with business partners.

The Bengals believe there are many great organizations, foundations and charities in the Greater Cincinnati area and choose to cast a broad net to support these groups. With more than 100 organizations supported each year, it would be hard for fans to not have their lives touched by an organization supported by the Bengals. Every level of the organization — from players to owners to coaches to staff — is involved in the effort.

Additionally, the team's player relations department coordinates visits by players year-round to schools, hospitals and other community sites. The team averages 250-300 individual player appearances per year.

UNITED WAY

The Bengals have been strong partners with United Way of Greater Cincinnati for many years.

"This support is through initiatives that come as a result of the decades-old NFL-United Way national partnership, and also through the team's financial aid, with efforts such as the sports team license plates that the Bengals initiated," said Rob Reifsnnyder, the organization's president. "We are very appreciative of the Bengals' involvement."

The Bengals were a prime mover in developing Ohio's team-branded license plate program, working with state officials. Through this program, the Bengals have directed hundreds of thousands of dollars in new funding to the United Way and the Greater Cincinnati Sports Corporation.

ELEMENTARY/HIGH SCHOOL FIELDS

The Bengals and the NFL Foundation teamed up to contribute \$150,000 to the La Salle High School athletic department, topping off a fundraising effort that raised \$325,000 to install a new synthetic turf field at Lancer Stadium. The new field allows for more football games and practices, as well as other sporting events, physical education classes and band usage.

The grant is the latest in an ongoing program in which the Bengals and the NFL have coordinated to distribute \$1.65 million to local schools for new fields. Other schools include Clinton-Massie High School, Covington Catholic High School, Deer Park Jr./Sr. High School, Lockland High School, Oak Hills High School, Taylor High School, Withrow University High School and Midway Elementary School.

TASTE OF THE NFL

The Taste of the NFL program in partnership with the Freestore Foodbank raises more than \$100,000 annually and provides approximately 400,000 meals in the area each year. Since its inception in 2003, the Taste of the NFL has raised the equivalent of more than three million meals for the Freestore Foodbank's efforts.

"The Bengals are one of our largest partners," said Kurt Reiber, president of the Freestore Foodbank, "and the team's support allows us to reach a great spectrum of potential donors we otherwise would not reach. Our Taste of the NFL event is one of our largest single-day fundraisers."

MARVIN LEWIS COMMUNITY FUND

Bengals coach Marvin Lewis formed the Marvin Lewis Community Fund in 2003 to create positive change in Cincinnati. The Fund's mission is to empower youth in the region through education. It has raised more than \$11.6 million, and more than 90 percent of that money has been reinvested into core programs.

MLCF's Learning Is Cool educational incentive program rewards students for strong academic performance. The program encourages more than 29,000 first-grade through eighth-grade students in Cincinnati Public, North College Hill and Middletown City Schools and first-grade through 12th-grade students in Covington Independent Public Schools to make the "A" honor roll each quarter. Students who make "A" two quarters of the year are invited to an event where Lewis and Bengals players reward them for their achievements.

PLAYER FOUNDATIONS

There are substantial efforts undertaken by players, assistant coaches and alumni to give back to the community. Examples include:

- The Andy & Jordan Dalton Foundation provides daily support, opportunities, resources and life-changing experiences to seriously ill and physically challenged children and their families in Cincinnati and Fort Worth.

- The Carlos Dunlap Foundation provides children with engaging and enriching activities to help them learn and grow, including working with

underprivileged high school students to provide college readiness tools and throwing birthday parties for homeless kids who have never had one.

- The Run Gio Foundation, launched by Giovanni Bernard, provides children of Haiti with an opportunity for a quality education. In addition to supporting education, the foundation offers youth football camps, free of charge, to children who may not have had the opportunity to attend otherwise.

- Michael Johnson started the MJ93 Fund with the mission to educate kids on the importance of capitalizing on their talents and abilities with educational and technological programs, to increase their awareness of proper nutrition and exercise for healthier bodies to avoid obesity, diabetes and heart disease, and to mentor and encourage them on how to be successful.

- Dre Kirkpatrick's 21 Kids Foundation strives to improve public health, promote educational opportunities and enhance community development efforts. In addition, Kirkpatrick aims to create and sustain a healthy environment for the mental health community and assist youth in improving academics and athletics.

- Brandon LaFell started The LaFell Group in 2010 to empower, enrich and create educational experiences for men, women, children and their families. The group is specifically focused on bringing awareness to the challenge many children face with speech delay.

NFL PLAY 60

Bengals players have enthusiastically supported the NFL's Play 60 program that encourages kids to enjoy at least 60 minutes of vigorous outdoor activity per day, and also to adopt a proper diet. Some Bengals players have reached the 15-20 range in number of school visits.

In 2016, the Bengals presented Sycamore High School with a \$10,000 Bengals Fuel Up to Play 60 Hometown Grant. The grant was used to upgrade the school's cycle room with spin bikes that have desks attached and support a smoothie bar in the blended learning café.

HOMETOWN HUDDLE

Hometown Huddle is an NFL and United Way initiative administered by the Marvin Lewis Community Fund to create a lasting change in the community.

In 2016, Bengals players, coaches and staff contributed to numerous improvements at the Ryan Sports Complex in the Westwood neighborhood of Cincinnati. The complex did not previously have a playground. The main focus for this project was to create a challenge course, install fitness equipment around the track, update the community garden, resurface and update a basketball court and hand paint park benches and picnic tables.

The 2017 Hometown Huddle project will take place at the Life Learning Center in Covington, Ky. Enhancements include adding an outdoor play structure and indoor rock wall as part of the child care facility that is offered to those who are enrolled at the Life Learning Center. Additionally, a community garden will be added to promote a healthier and happier lifestyle through growing and sharing fresh fruits, vegetables and herbs.

TOYS FOR TOTS

For more than 25 years, the Bengals have partnered with the U.S. Marine Corps Reserves for the Toys for Tots program. The Bengals' toy collection is one of the largest Toys for Tots collections held during the holidays each year. In 2016, Bengals fans contributed 3,600 toys and \$22,000 in cash. More than 54,000 children in the eight-country Tri-State area benefited from the collection.

HIGH SCHOOL COACH OF THE WEEK

The NFL High School Football Coach of the Week program is designed to recognize local high school coaches who continuously demonstrate hard work and dedication to their football programs and the health and safety of their players. This program also provides high schools with financial assistance through \$1,000 grants that help maintain and upgrade their football programs.

INSIDEOUT INITIATIVE

The Bengals have teamed up with the InSideOut Initiative in an effort to transform the current win-at-all-costs sports culture, where the value is often defined by the win-loss record, to a culture that defines and promotes sports as a human growth experience that focuses on the intentional development of the educational, social and emotional well-being of each student-athlete.

The Bengals hosted an event for nearly 40 local high schools. Each school brought a four-person implementation team made up of the athletic administrator, high school football coach, female coach of influence and one additional school leader. The role of this team upon completion of the training was to create a school specific implementation action plan to reclaim the educational purpose of sports.

TEAM DIRECTORY

2017

ADMINISTRATION

President
Mike Brown
Senior Vice President — Player Personnel
Pete Brown
Executive Vice President
Katie Blackburn
Vice President — Player Personnel
Paul Brown
Vice President
Troy Blackburn
Administration Assistant
Jan Sutton

BUSINESS OPERATIONS

Director of Operations
Jeff Brickner
Director of Business Development
Bob Bedinghaus
Director of Security
Rusty Guy
Directors of Technology
Michael Kayes, Jo Ann Ralstin
Human Resources and Payroll Coordinator
Kelly Kirby
Receptionists
Ellen Gilker, Cat Malone

FINANCE

Chief Financial Officer
Johanna Kappner
Controller
Keith Theissen
Staff Accountant
Dave Tracy
Accounts Payable Specialist
Tracey Sailer

SALES/MARKETING/BROADCASTING

Vice President — Chief Marketing Officer
Brian Sells
Director of Corporate Sales
Ryan Holmes
Senior Corporate Sales Managers
Tom Severino, Matt Sikich
Corporate Sales Manager
Andrew Durbin
Director of Partnership Activation
Jamie Berkley
Partnership Activation Manager
Madison Fennell
Partnership Activation Coordinators
Haley Jones, Samantha Priefer
Senior Suite Sales Manager
T.J. Wagner
Suite Services Manager
Alex Simons

COMMUNICATIONS

Director of Communications
Emily Parker
Director of Media Relations
PJ Combs
Manager of Media Relations
Pete Schramm
Bengals.com Editor
Geoff Hobson
Manager of Website and Graphic Design
Darius Howard
Manager of New Digital Production and Social Media
Steven Hudý

TICKETS

Director of Ticket Operations
Tim Kelly
Director of Ticket Sales and Service
Duane Haring
Director of Sales Analytics
Andrew Brown
Manager of Inside Sales
Matt Ritchie
Manager of Season Ticket Member Services
Katharina Hiergeist
Account Managers, Season Ticket Member Services
Zoe Bodart, Tim Schmidt, Matt Sierzputowski
Account Executives, Season Ticket Sales
Keith Benjamin, Jimmy Hermann, Kostas Koyfis, Matt Peccia, Kyle Seyfried, Joe Toth, Amelia Wiggins
Senior Account Executive and Team Lead, Group Sales
Matt Ingram
Account Executive, Group Sales
Sean Fleming
Ticket Operations
Joe Hearn, Barry Katz, Bob Mullen

MERCHANDISE

Merchandise Manager
Monty Montague
Pro Shop Manager
Steve Wolf
Warehouse Manager
Ron Runk

PAUL BROWN STADIUM

Managing Director
Eric Brown
JungleVision Producer
Scott Simpson
Private Events Manager
Rachel Geiger

PLAYER PERSONNEL

Director of Player Personnel
Duke Tobin
Personnel Executives
Mike Potts, Steven Radicevic, Bill Tobin
Scouting Technology Consultant
Geoff Smith
Scouting Consultant
John Cooper
Scouting Assistant
Andrew Johnson
Personnel Assistant
Debbie LaRocco

FOOTBALL OPERATIONS

Director of Player Relations
Eric Ball
Head Certified Athletic Trainer
Paul Sparling
Director of Rehabilitation/Assistant Certified Athletic Trainer
Nick Cosgray
Assistant Certified Athletic Trainers
Keith Justice, Dan Willen
Equipment Manager
Adam Knollman
Assistant Equipment Managers
Tyler Runk, Sam Staley
Video Director
Travis Brammer
Assistant Video Director
Kent Stearman
Video Assistant
Brooks Santanello
Assistants to the Coaching Staff
Jamie Janette, Sandy Schick

COACHING STAFF

Head Coach
Marvin Lewis
----- **ASSISTANTS** -----
Assistant Head Coach/Offensive Line
Paul Alexander
Defensive Line
Jacob Burney
Running backs
Kyle Caskey
Assistant Special Teams/Defensive Quality Control
Brayden Coombs
Offensive Quality Control/Offensive line
Robert Couch
Secondary
Kevin Coyle
Assistant Strength and Conditioning
Jeff Friday
Defensive Coordinator
Paul Guenther
Linebackers
Jim Haslett
Tight Ends
Jonathan Hayes
Quarterbacks
Bill Lazor
Defensive Quality Control/Defensive Line
Marcus Lewis
Assistant Linebackers/Quality Control
David Lippincott
Secondary
Robert Livingston
Strength and Conditioning
Chip Morton
Offensive Assistant/Wide Receivers
Dan Pitcher
Special Teams Coordinator
Darrin Simmons
Wide Receivers
James Urban
Offensive Coordinator
Ken Zampese

TEAM SUPPORT

Head Team Physician
Marc T. Galloway
Team Physicians
Kevin Reilly, Ed Jung, Matthew Busam, Gerard Kortekamp
Athletic Training Fellow
Roberto Cardona
Coaching Consultant
Jim McNally
Strength and Conditioning
Shea Thompson
Video
John Tetrault, Brennen Warner
Cheerleader Coordinator
Charlotte Simons
Ticket Sales Consultants
Andy Currul, Meghan Gilmartin, Bryan McNamara, Abbi Peters
JungleVision
David Ashbrock, Tony Giordullo, Kent Weaver
Stadium Public Address Announcers
Tom Kinder Jr., Bob Kinder
Game Program/Game Statistics
Jon Braude
Media Relations
James Rowe, Kyle Tooley
Photographer
Greg Rust
Press Box Public Address Announcer
John Olberding

COACHING STAFF

MARVIN LEWIS HEAD COACH



Marvin Lewis in 2017 extends his Bengals-record head coaching tenure to 15 seasons, nearly twice that of Paul Brown (1968-75) and Sam Wyche ('84-91), who are tied for second with eight seasons each.

Lewis has led his teams to the postseason seven times, including a five-year run from 2011-15. The total number of playoff trips and the five-year streak of consecutive appearances are Bengals records, and the Bengals were one of only four NFL teams to reach the playoffs every year from 2011-15.

The playoff run ended in 2016, however, as Cincinnati finished 6-9-1. The Bengals' last five losses came by a total of 16 points. Injuries were a greater-than-usual factor, and crucial missed place kicks plagued the team to an extent not seen for many years. But Lewis is known for his mantra that in the end, a team "earns" its final record.

"We have to do a better job in so many ways (in 2017)," he says. "We have to push players to pull more out of them. The result was not good enough. Too many missed opportunities. We have the ability to make it better."

Lewis opens 2017 season with 118 career victories, the most in Bengals history by a margin of 54 over Wyche (64). Lewis' record is 118-103-3 in the regular season and 118-110-3 including postseason. The Bengals' 58-36-2 record over the last six regular seasons gives the team a .615 winning percentage for the span, ranked sixth in the NFL.

The 2016 season ended with reassurance that Lewis has developed the most crucial element for a return to postseason, an accomplished quarterback in his prime. Though Andy Dalton didn't match his overall statistics from 2015, which included a Bengals-record 106.3 passer rating, his stats were still good and he displayed great leadership. He closed the season with his third Pro Bowl berth.

"To me, Andy had his best season yet really, though as a team, we didn't," Lewis said.

In 2017, Dalton figures to get much more help from his receiving corps. A.J. Green missed all but two snaps of the last seven games of '16, after starting the season with numbers that projected to team records by a wide margin in catches and receiving yards. TE Tyler Eifert, a 2015 Pro Bowler, also missed roughly half the season due to injuries. Additionally, WR Tyler Boyd figures to keep improving after a strong rookie season, and No. 9 overall draft pick John Ross also joins the group.

The '16 Bengals also closed with a rush on defense, finishing eighth in the NFL in fewest points allowed (19.7). Under coordinator Paul Guenther, the 2015 Bengals finished second at 17.4.

The '15 Bengals were widely considered as Lewis' best team yet. Their 12-4 record tied the 1981 and '88 Super Bowl teams for the best winning percentage (.750) in a 16-game season. The Bengals finished second in franchise history in average scoring differential, outscoring foes by 8.8 points per game.

Lewis in 2017 ranks second among NFL head coaches in longest current tenure with one team, trailing only Bill Belichick, who is in his 18th straight season with New England. In the category of most seasons as head coach with

one or more teams, Lewis ranks fourth among active coaches, behind Belichick (23rd season in '17), Andy Reid (19) and John Fox (16).

Lewis has developed an impressive "coaching tree" during his Bengals tenure. Five of his former assistants have become NFL head coaches, and four of those are leading teams in 2017. The list, including their teams and head coaching tenures, includes former Bengals offensive coordinators Jay Gruden (Washington, 2014-17) and Hue Jackson (Cleveland, '16-17), former defensive coordinators Leslie Frazier (Minnesota, '10-13) and Mike Zimmer (Minnesota, '14-17) and former defensive backs coach Vance Joseph (Denver, '17).

Lewis was the consensus choice for NFL Coach of the Year in 2009, when the Bengals won the AFC North Division while sweeping all six division games. The Bengals also were AFC North champions under Lewis in 2005, '13 and '15.

Named the ninth head coach in Bengals history on Jan. 14, 2003, Lewis started quickly. His '03 club finished 8-8, six games better than the '02 club, good for the biggest improvement in the NFL.

Lewis came to the Bengals with credentials as a record-setting NFL defensive coordinator, having played a huge role in a championship season. His six seasons (1996-2001) as Baltimore Ravens coordinator included a Super Bowl victory in '00, when his defense set the NFL record for fewest points allowed in a 16-game campaign (165). That team clipped 22 points off the previous mark. The 2000 Ravens are always an entry in discussions regarding the best NFL defensive units of all time.

In 2002, the season before he joined the Bengals, Lewis led the Washington Redskins to a No. 5 NFL defensive ranking, serving as assistant head coach as well as defensive coordinator.

He had his first NFL assignment from 1992-95, as linebackers coach for the Pittsburgh Steelers. He aided the development of four Pro Bowl players — Kevin Greene, Chad Brown, Levon Kirkland and Greg Lloyd.

Lewis began his coaching career as linebackers coach at his alma mater Idaho State from 1981-84. ISU's team (also nicknamed the Bengals) finished 12-1 in Lewis' first season there and won the NCAA Division 1-AA championship.

Lewis played LB at Idaho State, earning All-Big Sky Conference honors for three consecutive years (1978-80). He also saw action at quarterback and free safety during his college career. He received his bachelor's degree in physical education from Idaho State in 1981, and earned his master's in athletic administration in '82. He was inducted into Idaho State's Hall of Fame in 2001.

Born Sept. 23, 1958, Lewis attended Fort Cherry High School in McDonald, Pa. (near Pittsburgh), where he was an all-conference quarterback and safety. He also earned high school letters in wrestling and baseball. He and his wife, Peggy, have a daughter, Whitney, and a son, Marcus. Marcus Lewis joined the Bengals' coaching staff for 2014 and remains on the staff for '17.

Playing and coaching history: **1978-80**—Played linebacker, quarterback and safety, Idaho State. **1981-84**—Assistant coach (AC), Idaho State. **1985-86**—AC, Long Beach State. **1987-89**—AC, New Mexico. **1990-91**—AC, University of Pittsburgh. **1992-95**—AC, Pittsburgh Steelers. **1996-2001**—Defensive coordinator, Baltimore Ravens. **2002**—Assistant head coach/defensive coordinator, Washington Redskins. **2003-present**—Head coach, Cincinnati Bengals.



PAUL ALEXANDER
**ASSISTANT HEAD COACH/
OFFENSIVE LINE**



Paul Alexander is in his 23rd consecutive season as Bengals offensive line coach, and he is also the team's assistant head coach, having added that designation in 2003, when Marvin Lewis took over as head coach. Alexander has 24 seasons overall with Cincinnati, having opened his tenure in 1994 with one season as tight ends coach.

Alexander's 24 seasons as a position coach are second-most in Bengals history, behind only Jim Anderson, who logged 29 seasons (1984-2012) as running backs coach. Alexander is the only current Bengals assistant with an uninterrupted tenure with the team that predates Marvin Lewis' hiring.

From 2014 through last season, Alexander's lines have created the holes for HB Jeremy Hill to tie for the NFL lead in rushing TDs (29).

The Bengals have been in the NFL's top 10 in fewest sacks allowed in five of the last seven seasons, and also twice previous to that. His troops led the team to a franchise record for fewest sacks allowed in 2005, with 21, and that mark was bettered in 2007, at 17.

As the Bengals reached the playoffs every year from 2011-15, one of only four NFL teams to do so, Alexander's troops helped keep QB Andy Dalton among the NFL's best-protected passers. In 2015, Cincinnati finished the season tied for eighth in fewest sacks allowed (32), and the line backed Dalton for a Bengals-record 106.3 season passer rating, first in the AFC and second in the NFL.

OT Andrew Whitworth, who played his full Bengals career under Alexander, went to his third Pro Bowl in 2016. Another Alexander pupil, OT Willie Anderson, had four Pro Bowl selections from 2003-06.

Alexander's lines have supported a 1000-yard individual rushing season 14 times. The most recent was Jeremy Hill in 2014, gaining 1124 yards (with a 5.1-yard per-carry average). Other Bengals backs to post 1000-yard years behind an Alexander line have been Corey Dillon (six times), Rudi Johnson (three times), Cedric Benson (three times) and BenJarvus Green-Ellis (once). The top six individual rushing seasons in Bengals history have occurred during Anderson's tenure, including a record 1458 by Johnson in 2005 and 1454 by Johnson in '04.

On Oct. 22, 2000, Alexander's line shared the glory of a 278-yard rushing game by Corey Dillon vs. Denver. It was an NFL record at the time, and it still stands fourth in league annals entering the 2017 season. The Bengals' 407 total rushing yards in that game ranks as the fifth-highest single-game total in NFL history, and as the most rushing yards in 66 years. The last team to top it was the N.Y. Giants, who gained 423 against Baltimore in 1950.

Alexander began his NFL coaching career in 1992 as tight ends coach of the N.Y. Jets, under head coach Bruce Coslet. In the college ranks, he coached under Joe Paterno at Penn State and Bo Schembechler at Michigan.

Alexander's birthdate is Feb. 12, 1960. He's a native of Rochester, N.Y., where he attended Cardinal Mooney High School. He played football and was an Academic All-American at Cortland State (N.Y.), and he holds a master's degree in exercise physiology from Penn State. In 2012, he was inducted into the Cortland State Athletic Hall of Fame. Off the field, he is actively involved with the Boy Scouts and high school linemen camps.

Alexander is also a pianist, and in 2011 he authored a well-received book — "Perform" — linking the mentality and training techniques of top athletes and musicians.

Paul and his wife, Kathy, have three daughters — Mary Beth, Carolyn and Emily.

Playing and coaching history: 1979-81—Played offensive tackle, SUNY Cortland. **1983-84**—Graduate assistant, Penn State. **1985-86**—Graduate assistant, Michigan. **1987-91**—Assistant coach (AC), Central Michigan. **1992-93**—AC, N.Y. Jets. **1994-2002**—AC, Cincinnati Bengals. **2003-present**—Assistant head coach/offensive line coach, Bengals.

JACOB BURNEY
DEFENSIVE LINE



Jacob Burney, a 22-year veteran of the NFL coaching ranks, is in his second season as Bengals defensive line coach. In 2016, he helped guide two of his players, DT Geno Atkins and DE Carlos Dunlap, to the Pro Bowl.

Atkins led all NFL interior linemen in sacks (nine) and was also named first-team All-Pro by The Sporting News. He was named Defensive MVP of the AFC North Division in a vote of ESPN.com division beat writers. He led the Bengals in sacks, tackles for losses (13) and QB hits (26). He started for the AFC in the Pro Bowl.

Dunlap also started in the Pro Bowl. He was second on the team in sacks (eight) and had a remarkable 15 passes defended. He was the first defensive lineman to lead the Bengals in PDs, and his total was nearly twice that of the closest NFL defensive lineman in 2016 (Giants DE Jason Pierre-Paul, with eight). Dunlap also had three forced fumbles.

The line helped lead the 2016 defense to a No. 8 NFL ranking in fewest points allowed per game (19.7).

Prior to his hire by Bengals head coach Marvin Lewis, Burney coached NFL defensive lines under Bill Belichick (Cleveland Browns), Ted Marchibroda (Baltimore Ravens), George Seifert (Carolina Panthers) and Mike Shanahan (Denver Broncos and Washington Redskins).

"Jacob is a great taskmaster with tremendous experience," said Bengals head coach Marvin Lewis. "I'm excited about what he'll be able to continue to do to develop the talent we have up front."

Burney's last NFL assignment before Cincinnati was from 2010-14 with Washington. His 2014 line helped the Redskins rank 12th in the NFL in fewest rushing yards allowed as the defense posted 36 sacks. His 2013 unit helped the Redskins rank fourth in the NFL in third-down conversion percentage (34.0) and tied for second in negative rushing plays by opponents (72).

Over Burney's seven seasons in Denver, the Broncos three times ranked in the NFL's top five in rush defense. Over his full Denver tenure, the Broncos ranked 10th in fewest total defensive yards allowed.

In Denver in 2006, Burney was the first pro position coach for DE Elvis Dumervil. The fourth-round draft choice has gone on to make four Pro Bowls in a career with the Broncos and Baltimore Ravens, and he has earned All-Pro honors twice. Dumervil had 12.5 sacks in 2007, his first season as a starter under Burney.

In 2005, Burney's Denver line led the way for an average rushing yield of just 82.5 yards per game, ranked second in the NFL, and the Broncos posted a 13-3 record.


In 1998 with the Ravens, Burney was position coach for DE Michael McCrary, who earned Sporting News All-Pro honors and a starter's berth in the Pro Bowl.

Burney coached 11 seasons in college before entering the NFL, starting in 1983 at New Mexico. He went on to coach at Tulsa, Mississippi State, Wisconsin, UCLA and Tennessee.

Burney is from Chattanooga, Tenn., and he was a three-time All-Southern Conference selection at Tennessee-Chattanooga. He and his wife, Madrinna, have two sons, Jacob and Benjamin. Jacob was a four-year football letterman at Bucknell, and Benjamin was an honorable mention All-Big 12 cornerback as a senior at Colorado in 2009.

Playing and coaching history: 1978-80—Played DL at Tennessee-Chattanooga. **1983-86**—Assistant coach (AC), New Mexico. **1987**—AC, Tulsa. **1988**—AC, Mississippi State. **1989**—AC, Wisconsin. **1990-92**—AC, UCLA. **1993**—AC, Tennessee. **1994-95**—AC, Cleveland Browns. **1996-98**—AC, Baltimore Ravens. **1999-2001**—AC, Carolina Panthers. **2002-08**—AC, Denver Broncos. **2010-14**—AC, Washington Redskins. **2016-present**—AC, Bengals.

KYLE CASKEY
RUNNING BACKS



Kyle Caskey is in his eighth season on the Bengals' coaching staff, and in 2017 he is in his fourth year as running backs coach. He has guided the careers of Jeremy Hill and Giovani Bernard, players now entering their prime as Cincinnati's top two returning HBs.

Hill has played all three of his previous seasons with Caskey as his position coach. Hill has scored 29 regular-season rushing touchdowns, tied with New England's LeGarrette Blount for most in the NFL from 2014-16. Hill has 32 TDs in his 49 total games, including one regular-season receiving TD and two rushing

scores in the playoffs.

In 2016, Hill rushed for 839 yards and led the team in yards from scrimmage (1013), and while doing so he handled the most touches (243) without a fumble of any NFL player.

Bernard has been a Caskey charge for three of his four seasons. Though he missed the last six games of 2016 with a knee injury, he has a four-season average of 1028 yards from scrimmage. Under Caskey he set a Bengals game record for receiving yards by a RB (128) in 2015 at Arizona. And at his current receiving pace, even allowing for the six missed games in 2016, he would top James Brooks in three years for career receptions by a Bengals RB and would top Brooks in four years for most receiving yards by Bengals RB.

In 2014, Caskey's first year as a primary position coach, the Bengals ranked sixth in the NFL in rushing (134.2), the club's best offensive rushing ranking since 2000. Hill rushed for a rookie season of 1124 yards, with a 5.1-yard per-carry average, the highest by a primary Bengals rusher since James Brooks in 1990. Hill was worked into his role gradually, with only 50 carries in the first seven games, but over the last nine weeks he was the NFL's leading rusher, posting 929 of his yards. His total was best by more than 100 yards.

Caskey worked his first two Bengals seasons (2011-12) in the offensive quality control area, and for '12-13 he added the designation of assistant offensive line coach. In his OL role in 2013, he helped the line deliver consistent quality play despite significant injury-related shuffles. Cincinnati posted NFL rankings of third in fewest sacks allowed (29) and tied for sixth in scoring (26.9).

Caskey came to Cincinnati from the University of Mississippi, where he served in 2009 as a defensive assistant, working primarily with safeties. He entered college coaching in 2004 at Louisiana-Monroe as a graduate assistant. He coached safeties in '04 and linebackers in '05. In '05, the Warhawks were Sun Belt Conference co-champions.

From 2006-08, Caskey was at Indiana State. In 2008, he coached the TEs and RBs while also serving as recruiting coordinator. The '08 ISU recruit class was ranked seventh among NCAA FCS teams by Rivals.com. He was TE/WRs coach at Indiana State in 2006, and was defensive line coach/recruiting coordinator in '07.

He has earned a bachelor's degree in industrial distribution from Texas A&M, and he holds master's degrees from both A&M (agribusiness) and Louisiana-Monroe (instructional technology).

Caskey's hometown is Daingerfield, Texas. He is married (wife Kayla), with a son, Olsen Kyle, born this past April. He played tight end at Texas A&M in 1997-98, and while he was on the team, the Aggies won a Big 12 championship ('98) and played in the Cotton and Sugar bowls.

He was a four-year Aggie letterman in track and field from 1999-2002, including '00 All-Big 12 honors in the discus. He earned Big 12 All-Academic honors three times — in 2000, '01 and '02.

Playing and coaching history: 1997-98—Played tight end, Texas A&M. **2004-05**—Graduate assistant, Louisiana-Monroe. **2006-08**—Assistant coach (AC), Indiana State. **2009**—AC, University of Mississippi. **2010-present**—AC, Cincinnati Bengals.

BRAYDEN COOMBS
**ASSISTANT SPECIAL TEAMS/
DEFENSIVE QUALITY CONTROL**



Brayden Coombs in 2017 is in his sixth season in a full staff position with the Bengals. For the fifth straight season, he will work with coordinator Darrin Simmons on special teams. Coombs assists with weekly game planning and preparation, and he has full charge of selected special teams meetings and practice periods. He also will assist Kevin Coyle with the Bengals secondary for the second consecutive season, working specifically with cornerbacks.

Coombs helped develop a new special teams standout in 2016, as rookie WR Alex Erickson, a college free agent, led the AFC in kickoff return average (27.9). Erickson was second in the NFL, behind only Minnesota veteran Cordarrelle Patterson, and his average was five yards better than any other AFC returner.

Defensively in '16, Coombs contributed to a unit ranking eighth in the NFL in fewest points allowed (19.7).

Coombs has now had a role in the top two kickoff return seasons in Bengals history. In 2014, CB Adam Jones produced the Bengals' first-ever NFL kickoff return title, with a Bengals-record 31.3 average, and Erickson's 27.9 from last season ranks second.

In 2014, when Adam Jones won the NFL kickoff return title, he also finished second in the league in punt returns (12.1). Jones just missed becoming the first NFL player in 22 years to lead the league in both categories, and he claimed the kick return spot on the Associated Press All-Pro team.

The Bengals have had two Pro Bowl special teamers during Coombs' period of work with the units. The first was P Kevin Huber in the 2014 season, when he posted franchise records for gross (46.8) and net (42.1) average, re-setting club marks he already held. In 2015, HB Cedric Peerman earned a berth with his kick coverage work. Peerman's 17 tackles tied for the team's highest total since 2008, and he had 13 solo stops. He helped lead the Bengals to a No. 3 NFL ranking in opponents' average drive start on kickoffs (20.2 yard line).

Also in 2015, the Bengals ranked seventh in the NFL in punt coverage (6.3 yards per return) and 12th in kickoff coverage (20.6).

The 2014 team finished with top 10 NFL rankings in gross punting average (third at 46.8), kickoff return average (fourth at 27.6), net punting average (fifth at 42.1), punt return average (seventh at 11.0) and punt coverage (10th at 7.5).

In the long-established special teams rankings done annually by the Dallas Morning News, incorporating 22 categories of special teams play, the Bengals have had two top 10 finishes in Coombs' four seasons as a special teams assistant. Cincinnati placed sixth in 2014 and eighth in '15. Last year's units were still in the top half, at No. 13.


Coombs first joined the Bengals in December of 2009 as a coaching intern, and he was elevated to coaching assistant for the '10 and '11 seasons, working primarily with the defensive staff, focusing on the defensive backs and assisting with video breakdown and game-plan construction. In 2012, Coombs signed on as an assistant coach as an offensive assistant, where he focused on the wide receivers through '15. He added assistant special teams coach to his responsibilities in 2013, and moved from assisting the coaching of receivers to assisting the coaching of cornerbacks in '16.

Coombs played collegiately at Miami University (Ohio) from 2005-09, where he lettered four times. He spent two seasons as a DB, and then was switched to WR for his final three years. He set a school record for receptions in a game (14) in his final appearance as a senior, against Buffalo.

Coombs is a Cincinnati native and a graduate of Colerain High School. He earned a degree in business from Miami. He and his wife, Alexia, have a daughter, Harper. His father, Kerry, is the cornerbacks coach and special teams coordinator at Ohio State.

Playing and coaching history: 2005-09—Played defensive back and wide receiver, Miami (Ohio). **2010-11**—Coaching assistant, Cincinnati Bengals. **2012-present**—Assistant coach, Bengals.

ROBERT COUCH
**OFFENSIVE QUALITY CONTROL/
OFFENSIVE LINE**



Robert Couch is in his second Bengals season in 2017, as offensive quality control coach, with an emphasis on the offensive line. A former offensive lineman at Vanderbilt University and with several pro teams, Couch will again do on-field work focused on the O-line, as he works with assistant head/coach offensive line coach Paul Alexander.

Couch represents something of a new outlook in building an NFL coaching staff. Though he had not previously coached in the college or professional ranks before joining the Bengals, he has worked as an assistant coach with highly successful high school programs. And in addition to his experience as a player and coach, he has a business background with extensive technical and digital expertise. His work with Pro Football Focus, an analytical football grading web site, and his familiarity with many facets of game technology are an asset for the Bengals in the increasingly tech-driven world of coaching.

Couch was a 41-game starter on the offensive line for Vanderbilt from 1992-95. He went on to sign contracts with the Atlanta Falcons in '96 and St. Louis Rams in '97, seeing preseason action and spending time on practice squads. He also played in NFL Europe from 1997-98 with the Barcelona Dragons and London Monarchs. He played on Barcelona's World Bowl championship team in 1997 with QB Jon Kitna, who went on to spend all or part of 16 seasons in the NFL, including five (2001-05) with the Bengals.

Couch served continuously for 15 years (2001-15) as an assistant coach with major high school programs in Texas and Florida. He has been on staffs that reached four state championship games and twice were state champions. He has coached in Texas at Canyon Creek High School in Richardson, Prestonwood High School in Plano, St. Mark's in Dallas and Faith Christian in Grapevine. He also has coached at Celebration (Fla.) High School. During his prep coaching career, his teams averaged fewer than two losses per season.

Couch also worked with a number of retired NFL coaches to create the Procoach Network, a consulting service dedicated to bringing retired NFL coaches in to serve high school and college teams. The service seeks to provide clients with NFL experienced coaches, featuring expert analysis, consultations, and training.

A native of Plainview Texas, Couch was born on Sept. 4, 1973. He is married (wife Jill), with three children (Mary, Rhett and Macy). He was a three-time All-Southeastern Conference Academic Team member at Vanderbilt, double-majoring in Pre-Med and Human Organization Development.

Playing and coaching history: 1992-95—Played OL for Vanderbilt. **1996**—Played in preseason for Atlanta Falcons and spent time on practice squad. **1997**—Played in NFL Europe with Barcelona Dragons, and played in preseason with St. Louis Rams and spent time on practice squad. **1998**—Played in NFL Europe with London Monarchs. **2001-15**—Assistant coach (AC) in Texas and Florida high school ranks. **2016-present**—AC, Bengals.

KEVIN COYLE
SECONDARY



Kevin Coyle is in his second stint on the Bengals' coaching staff. He's in the second year of his second posting, after spending 12 previous seasons (2001-11) with Cincinnati. For the last 11 of his Cincinnati seasons (including 2017), he has coached the secondary.

The Staten Island, N.Y. native is in his 40th year in coaching. He's in his 17th consecutive year as an NFL coach, following 23 straight in the college ranks. Between his two Bengals stints, he served from 2012-15 as defensive coordinator of the Miami Dolphins.

Coyle's work produced positive results in 2016:

- Cincinnati finished just one short of the NFL interceptions lead, with 17, and DBs had 13 of the team's 17 picks.
- Bengals opponents managed an aggregate passer rating of just 83.1, fifth-lowest in the NFL.
- Cincinnati yielded the league's fourth-lowest average gain per completion, at 10.7 yards.
- Opponents completed just 22 touchdown passes, the seventh-lowest total allowed by a defense. The Bengals allowed only six TD passes in the second half of the season.
- The Bengals gave up only seven completions of 40 or more yards, tied for fourth-fewest in the NFL.

All of the above contributed to a Bengals bottom line of only 19.7 points allowed per game, the NFL's No. 8 scoring-defense figure.

In 2014, Coyle's Miami defense ranked sixth in the NFL in fewest passing yards allowed. It also scored three TDs, the most by a Miami defense since '03.

The Dolphins had two Pro Bowl selections each season from 2012-14. LB Cameron Wake made it all three seasons, while DT Randy Starks was a Pro Bowler for 2012 and CB Brent Grimes was selected in '13 and '14.

Coyle's 2012 Miami defense led the NFL in red-zone TD percentage (42.6), and both his '12 and '13 units posted top-10 finishes in fewest points allowed, finishing seventh in '12 and eighth in '13. Each of those units had 42 sacks.

Miami's 35 TDs allowed over the 2012-13 seasons were the second-fewest in the NFL. The '13 unit ranked fifth in the NFL in aggregate opponent passer rating (77.3) and fifth in red-zone TD percentage (46.4).

Coyle spent his first two Bengals seasons as cornerbacks coach under head coach Dick LeBeau, and he was promoted to defensive backs coach in 2003. Over Coyle's first stint as Bengals DBs coach (2003-11), the defense ranked fifth in the NFL in INTs (160), and 133 of those were by DBs.

With Coyle as his position coach in 2005, CB Deltha O'Neal set a Bengals record with 10 INTs, tied for first in the NFL, and the DBs had 23 of Cincinnati's league-leading 31 INTs. O'Neal was a '05 season Pro Bowl selection, and the previous year, Coyle coached CB Tory James (eight INTs) to a Pro Bowl berth.

In his last 10 seasons before his 2001 move to the Bengals, Coyle was defensive coordinator and secondary coach at three Division I college programs — Syracuse, Maryland and Fresno State.

Coyle was at Holy Cross from 1982-90. During his five years as defensive coordinator, Holy Cross was the nation's winningest Division I-AA team (49-5-1).

In his hometown of Staten Island, N.Y., Coyle attended Monsignor Farrell High School and was inducted into school's Hall of Fame in 2010. He was also inducted into the Staten Island Sports Hall of Fame in 2012. He received his undergraduate degree in physical education from the University of Massachusetts in 1978 and earned a master's degree in education from the University of Cincinnati in '79. He played DB at Massachusetts.

Kevin and his wife Louise have a daughter, Jenlain, who in 2017 is in her final year of law school at Georgetown University in Washington, D.C.

Coyle has been active throughout his coaching years in community service. In Cincinnati, he has spoken to emotionally troubled patients at Children's Hospital, as well as speaking at schools to encourage resistance to drugs. He also coordinated an annual Youth Coaches Clinic sponsored by the Marvin Lewis Community Fund.

Playing and coaching history: 1974-75—Played DB at Massachusetts. **1978-79**—Graduate assistant, University of Cincinnati. **1980**—Coaching assistant, Arkansas. **1981**—Defensive coordinator, U.S. Merchant Marine Academy. **1982-85**—Assistant coach (AC), Holy Cross. **1986-90**—Defensive coordinator, Holy Cross. **1991-93**—Defensive coordinator, Syracuse. **1994-96**—Defensive coordinator, Maryland. **1997-2000**—Defensive coordinator, Fresno State. **2001-11**—AC, Cincinnati Bengals. **2012-15**—Defensive coordinator, Miami Dolphins. **2016-present**—AC, Cincinnati Bengals.

JEFF FRIDAY

ASSISTANT STRENGTH AND CONDITIONING



Jeff Friday is in his eighth season as Bengals assistant strength and conditioning coach. He is in his 20th NFL season, including nine seasons (1999-2007) as head S/C coach of the Baltimore Ravens.

His tenure with the Ravens included a Super Bowl championship in the 2000 season, when he was named Professional Strength and Conditioning Coach of the Year by a national vote of his peers.

In Cincinnati, Friday has been reunited with Chip Morton, Bengals head strength and conditioning coach since 2003. In Baltimore, Morton worked as an assistant under Friday from 1999-2001.

"I've known Jeff since the mid-'90s, and I have all the respect in the world for how he does the job," Morton said. "We are fortunate to have him on board."

Marvin Lewis, Bengals head coach, was defensive coordinator in Baltimore during Friday's first three seasons with the Ravens.

Friday has worked with the Bengals to help establish a program that features innovative ideas while never straying far from the fundamental principles of productive training. The work has helped the Bengals post a 58-36-2 record over the past six seasons, with five playoff berths. Cincinnati's .615 winning percentage since 2011 ranks sixth in the NFL for the span.

In 2017, Morton and Friday are in their third year working with a significantly expanded and improved weights and conditioning facility at Paul Brown Stadium. They worked with club management to develop the facility between the 2014 and '15 seasons.

In 2015, Morton and Friday worked with Lewis to institute a significant change in the team's weekly routine. The Bengals moved away from the traditional idea that the day before a game (usually Saturday) should be the lightest player activity day of the week. The team was more up-tempo and on the field longer than before on Saturdays, while Fridays were more of a "walk-through" day, followed by individual player work in the weight room, trainers' quarters and/or with the team's visiting yoga instructor. The individual Friday routine is called "Recovery Modalities."

Perhaps not entirely by coincidence, the 2015 Bengals posted a 12-4 record, tied for best in franchise history for a 16-game season.

Friday began his coaching career in 1990-91 as a graduate assistant S/C coach at Illinois State. He was assistant S/C coach at Northwestern from 1992-95, and in '96, he entered the NFL as assistant S/C coach for the Minnesota Vikings. The Vikings made the playoffs in each of his three seasons.

In 2008, Friday started his own sports training business, and in '09, he was a consultant to the United Football League, supervising the developmental league's strength and conditioning program and assisting in the hiring of head strength coaches.

Friday is a native of Milwaukee, Wis. He holds a bachelor's degree in physical education from the University of Wisconsin-Milwaukee and a master's degree in exercise science from Illinois State.

He holds numerous professional certifications, including: Certified Strength and Conditioning Specialist by the National Strength and Conditioning Association, Certified Level 1 Strength Coach by the United States Weightlifting Federation, Certified Practitioner by the National Board for Therapeutic Massage & Bodywork, Certified Active Release Technique (ART) Provider, and Functional Movement Screen (FMS) Certified Specialist.

Jeff and his wife, Jennifer, have two children — daughter Hailey and son Aidan.

Coaching history: 1990-91—Graduate assistant, Illinois State. **1992-95**—Assistant strength and conditioning (S/C) coach, Northwestern. **1996-98**—Assistant S/C coach, Minnesota Vikings. **1999-2007**—Head S/C coach, Baltimore Ravens. **2009**—Coaching consultant, United Football League. **2010-present**—Assistant S/C coach, Cincinnati Bengals.

PAUL GUENTHER

DEFENSIVE COORDINATOR



Paul Guenther, entering his 15th season as an NFL coach and his 13th with the Bengals, is in his fourth year as Bengals defensive coordinator. In each of the last two seasons, Guenther's units have earned top-10 NFL rankings for the Bengals in fewest points allowed.

"Our job is to limit points, period," Guenther says. "It's not holding a team to 200 yards and have three plays be TDs. Regardless of where they get the ball — the 10-yard line or wherever — let's go play defense."

In 2016, the defense closed with authority and finished eighth in the league in fewest points allowed (19.7). Cincinnati held opponents under 20 points in six of the last seven games and allowed a seven-game average of only 15.0.

Also, the defense finished with 17 interceptions, just one off the NFL lead, and it ranked seventh in red-zone defensive TD percentage (51.0).

Defensive linemen Geno Atkins and Carlos Dunlap led the charge, and both were AFC starters in the Pro Bowl. DT Atkins led all NFL interior linemen in sacks (nine) and was also named first-team All-Pro by The Sporting News. Dunlap was second on the team in sacks (eight) and had a remarkable 15 passes defended. He was the first defensive lineman to lead the Bengals in PDs, and his total was nearly twice that of the closest NFL defensive lineman in 2016 (Giants DE Jason Pierre-Paul, with eight).

In 2015, when the Bengals tied the franchise's best finish in a 16-game season (12-4), they led the AFC and ranked second in the NFL in fewest points allowed, at 17.4 per game. The No. 2 NFL ranking was the best in franchise history, topping a fifth-place finish in 1972. The Bengals allowed just two more points (279 total) than league-leading Arizona (277).

In 2014, Guenther's inaugural edition led the Bengals to a No. 12 NFL rank in fewest points allowed (21.5), and the defense ranked in the top 10 in nine of the 15 major statistical categories widely monitored by NFL coaching staffs. Among those top 10 rankings were a tied-for-third-place finish in INTs (20) and a third place in lowest aggregate passer rating by opponents (75.8).

Guenther prepped for the coordinator position by spending 2012-13 as Bengals linebackers coach, overseeing the rapid development of a number of young players, including '13 season Pro Bowl selection Vontaze Burfict of Arizona State. Burfict joined the Bengals from the college free agent ranks in 2012, Guenther's first season as LBs coach.

In his debut as LBs coach, in 2012, Guenther directed a unit that helped produce a No. 6 NFL ranking in fewest yards allowed per game (319.7). The Bengals were eighth in the NFL in scoring defense (20.0). In 2013 with Guenther directing LBs, the Bengals ranked tied for fifth in scoring defense (19.1) and third in fewest yards per game (305.5).

Guenther held dual roles on the staff from 2006-11, assisting on special teams in all those seasons while also working with a position group. He worked five years with linebackers and one year with defensive backs.

Guenther (pronounced "GUN-thur") entered the NFL as an offensive assistant with the Washington Redskins for 2002 and '03. Bengals head coach Marvin Lewis was one of his associates in '02, serving as Redskins assistant head coach/defensive coordinator.

From 1997-2000, Guenther was head coach at Ursinus College, an NCAA Division III school in Collegeville, Pa. He was the youngest head coach in college football in '97, at age 25, and he led the team to the playoffs in '99 and '00.

Guenther was born Nov. 22, 1971. His hometown is Richboro, Pa. He played LB in college at Ursinus, setting a school career tackles record (355) while three times earning all-conference honors.

He received his undergraduate degree in communications from Ursinus in 1994 and master's degree in sports administration from Western Maryland in '97.

Paul and his wife Patrice have two sons, Jake and Duke.

Playing and coaching history: 1990-93—Played linebacker, Ursinus College. **1994-95**—Assistant coach (AC), Western Maryland. **1996**—AC, Ursinus. **1997**—Defensive coordinator, Jacksonville University. **1997-2000**—Head coach, Ursinus. **2002-03**—AC, Washington Redskins. **2005-13**—AC, Cincinnati Bengals. **2014-present**—Defensive coordinator, Bengals.

JIM HASLETT LINEBACKERS



Jim Haslett, a standout NFL linebacker from 1979-87 and formerly head coach of the New Orleans Saints and St. Louis Rams, is in his second season as Bengals linebackers coach.

This season is Haslett's 32nd in the NFL. The first nine were as a player, and this is his 23rd season in coaching. He holds the three-part distinction of being the only person recognized as a College Football Hall of Fame member (as a player), an Associated Press NFL Defensive Rookie of the Year and an AP NFL Coach of the Year.

In 2016, Haslett's unit helped the Bengals rank eighth in the NFL in fewest points allowed per game (19.7) and seventh in red-zone TD percentage (51.0). LBs Karlos Dansby and Vontaze Burfict finished 1-2 on the team in tackles, and LB Vincent Rey ranked fourth.

"Jim is just a very outstanding and thorough football coach," says Bengals head coach Marvin Lewis. "He has a tremendous background, including both as a head coach and a coordinator. It's a wealth of expertise and ideas that he brings us."

Haslett (pronounced "HAZ-lett") spent 2015 as a consultant to the Penn State University football program. His last NFL assignment was five years (2010-14) as defensive coordinator with Washington, working under head coach Mike Shanahan for the first four seasons and head coach Jay Gruden for the final one.

Haslett was head coach of the New Orleans Saints for six seasons (2000-05) and was head coach of the St. Louis Rams for the last 12 games of '08, after opening the season as defensive coordinator.

He was named Associated Press NFL Coach of the Year in 2000, when he took over the Saints and raised them from a 3-13 finish in 1999 to a 10-6 record and the NFC South championship. The Saints' 31-28 Wild Card playoff win that season over St. Louis was the first postseason victory in New Orleans franchise history.

Haslett's New Orleans record was 46-52, including 1-1 in postseason. He ranks third in Saints history in career wins. In 2008, he took over as head coach of the St. Louis Rams, when Scott Linehan was released after an 0-4 start, and he directed the team's only two victories on the year.

Haslett was also a head coach in the developmental United Football League in 2009, leading the Florida Tuskers to a 6-0 record before the team lost in overtime in the league championship game to a Las Vegas club coached by former N.Y. Giants head coach Jim Fassel.

A Pittsburgh native, Haslett was a four-time Little All-America defensive player (LB and DE) at Indiana (Pa.) University. He entered the NFL as a player in 1979, as a second-round draft choice of the Buffalo Bills. He earned AP Defensive Rookie of the Year honors in '79 and was an All-Pro selection in '80. He played eight seasons (1979-86) for the Bills and later was named to the franchise's Silver Anniversary Team. He closed his playing career in 1987 with the N.Y. Jets.

Playing and coaching history: 1975-78—Played LB and DE at Indiana (Pa.) University. **1979-86**—Played LB for Buffalo Bills. **1987**—Played LB for N.Y. Jets. **1988**—Assistant coach (AC), University of Buffalo. **1989-90**—Defensive coordinator, University of Buffalo. **1991-92**—Defensive coordinator, Sacramento Surge (WFLA). **1993-94**—AC, L.A. Raiders. **1995**—AC, New Orleans Saints. **1996**—Defensive coordinator, New Orleans Saints. **1997-99**—Defensive coordinator, Pittsburgh Steelers. **2000-05**—Head coach, New Orleans Saints. **2006-08**—Defensive coordinator, St. Louis Rams. **2008**—Head coach, St. Louis Rams (final 12 games). **2009**—Head coach, Florida Tuskers (UFL). **2010-14**—Defensive coordinator, Washington Redskins. **2015**—Football consultant, Penn State University. **2016-present**—AC, Cincinnati Bengals.

JONATHAN HAYES TIGHT ENDS



Jonathan Hayes, himself an NFL tight end for 12 seasons, returns in 2017 for his 15th year as Bengals tight ends coach. He has had a player in the Pro Bowl in three of the last six seasons, a span in which the Bengals have posted a 58-36-2 record, sixth-best in the NFL (.615 winning percentage), with five playoff appearances. Additionally, he has also worked in recent seasons to make the H-back position a key part of the Cincinnati offense.

TE Tyler Eifert was a Pro Bowl selection in the 2015 season, and likely would have been selected in '16 as well had he not missed half the season due to injuries. In '15, Eifert turned in one of the most productive seasons by a TE in franchise history, despite missing nearly four full games due to injury, Eifert scored 13 TDs, a Bengals TE record, and he finished just one off the overall NFL lead for TDs. His 13 TDs were the most by any Bengals player since 2001. In '16, Eifert posted numbers that projected to 16-game totals of 59 catches, 788 yards and 10 TDs.

Hayes last season also continued as the position coach for H-back Ryan Hewitt, whose position is a hybrid role incorporating tight end and fullback duties. Though he does not touch the ball often himself, Hewitt has become a key figure, a bruising blocker who has played in 47 games in his three seasons, with 34 starts.

Hayes guided TE Jermaine Gresham to Pro Bowl seasons in 2011 and '12. And in 2013, when he had 46 catches despite missing two games, Gresham fell just short of joining Mike Ditka as only the second NFL TE with 50-plus catches in each of his first four seasons.

In 2013, both Gresham and Eifert were in the starting base offense, the first Bengals base to feature two tight ends. They combined for 85 catches for 903 yards and six TDs.

Over Hayes' tenure, his tight ends have contributed to run-blocking efforts that have produced eight 1000-yard rushers, including an 1124-yard season in 2014 by rookie Jeremy Hill. Hill led the NFL in rushing over the season's last nine games.

The tight ends under Hayes also have contributed to pass blocking efforts that twice helped Cincinnati set a club record for fewest sacks allowed. A record of 21 was set in 2005, and that mark was re-written at 17 in '07. The Bengals were also in the NFL's top 10 for fewest sacks allowed in 2014 and '15.

Prior to joining the Bengals, Hayes spent four years (1999-2002) at the University of Oklahoma as tight ends coach and special teams coordinator. He helped the Sooners to a four-year record of 44-9, including a 13-0 mark in 2000 for the NCAA championship.

Under Hayes' tutelage, tight end Trent Smith finished his Oklahoma career in 2002 as the school's No. 2 all-time receiver, with 148 catches. Also in '02, Sooners special teams blocked seven kicks and had three punt returns for TDs.

Hayes began his NFL playing career in 1985 with the Kansas City Chiefs, as a second-round draft pick out of Iowa. He played for the Chiefs through 1993, serving as a team captain, and closed his NFL career with three seasons in Pittsburgh ('94-96). He had 153 career receptions for 1718 yards with 13 TDs.

He saw action in 184 NFL games with 122 starts, and he played all 16 games in each of his final six seasons. He played in three AFC Championship games and a Super Bowl (for Pittsburgh, vs. Dallas, in the 1995 season).

At the University of Iowa, he earned first-team All-America honors as a senior TE and was a team captain. He holds a degree from Iowa in general studies.

Hayes coached with his older brother, Jay, on the Bengals staff from 2003-15. Jay, a defensive line coach, moved to the Tampa Bay Buccaneers in 2016.

Hayes' hometown is South Fayette, Pa. He attended South Fayette High School. He and his wife have four children.

Playing and coaching history: 1981-84—Played linebacker and tight end, Iowa. **1985-93**—Played tight end, Kansas City Chiefs. **1994-96**—Played tight end, Pittsburgh Steelers. **1999-2002**—Assistant coach (AC), Oklahoma. **2003-present**—AC, Cincinnati Bengals.

BILL LAZOR
QUARTERBACKS



Bill Lazor is in his 12th season as an NFL coach and in his second year as quarterbacks coach of the Bengals. He previously has served as offensive coordinator and/or QBs coach for Washington, Seattle, Philadelphia and Miami.

Last season, Lazor helped guide QB Andy Dalton to what head coach Marvin Lewis called the top season of Dalton's six in the NFL. Dalton performed under some adverse conditions, including being sacked as many times (41) as in the previous two seasons combined. He also had top receiving targets A.J. Green and Tyler Eifert fully healthy together for only two games. But Dalton passed for 4206 yards, second-most in franchise history, working with two new primary receivers in veteran free agent signee Brandon LaFell and rookie Tyler Boyd. Also, Dalton threw all 563 Bengals passes, and his interception total of eight constituted a club team record for fewest INTs in a season. Dalton closed the season with his third Pro Bowl appearance.

"To me, Andy had his best season," Lewis said, "though as a team we didn't."

Lazor's last assignment before Cincinnati was offensive coordinator at Miami, a position he held from 2014 through November of '15. With the Dolphins, Lazor aided in the development of QB Ryan Tannehill, who passed for 4045 yards in '14. Tannehill's 27 TD passes were the most by a Dolphins QB since 1994, when Hall of Famer Dan Marino had 30.

Lazor's 2014 offense also posted a 4.7-yard rushing average, ranked second in the NFL. The team averaged 24.3 points per game, the franchise's most since 1995, and Miami's 350.1 yards per game was also its most since '95. Tannehill and RB Lamar Miller became the first Dolphins duo to post individual seasons of 4000 passing yards and 1000 rushing yards. Lazor left the Dolphins after 11 games in 2015, as part of an ongoing staff shakeup that began with the release of head coach Joe Philbin.

In 2013 as QBs coach at Philadelphia, Lazor had a central role in Nick Foles winning the NFL passing title (119.2 rating). Foles passed for 27 TDs and only two INTs, and he led the NFL in yards per pass attempt (9.1) and TD percentage (8.5).

Prior to joining the Eagles, Lazor had a three-year stint in the college ranks, serving from 2010-12 as offensive coordinator and QBs coach at the University of Virginia. Under his guidance, the Cavaliers offense staged a dramatic turnaround, finishing third in the Atlantic Coast Conference in offense in '10 after ranking last in '09. That trend continued in '11, as the offense averaged 399.8 yards per game en route to the program's first bowl appearance in four years.

Lazor (pronounced as "laser") began his coaching career in 1994 at Cornell, his alma mater, and he debuted as an NFL coach in 2003, serving under Dan Reeves at Atlanta as an offensive assistant. He moved to the Washington Redskins, under Hall of Fame coach Joe Gibbs, as an offensive assistant for 2004-05 and as QBs coach for 2006-07.


Mike Holmgren, another head coach with a Super Bowl win on his resume, hired Lazor in 2008 as QBs coach with Seattle. Lazor coached two seasons with the Seahawks before moving on to Virginia.

Lazor is from Scranton, Pa. and was a three-year starting QB for Cornell. He was an All-Ivy League selection and a team captain, and he was named the team's Most Valuable Player as a senior in 1993. He completed his playing career with 26 program records for either passing or total offense.

Bill and his wife Nicole have a son, Nolan, and two daughters, Marin and Charlotte.

Playing and coaching history: **1990-93**—Played QB at Cornell. **1994-2000**—Assistant coach (AC), Cornell. **2001-02**—Offensive coordinator/QBs coach, University of Buffalo. **2003**—AC, Atlanta Falcons. **2004-07**—AC, Washington Redskins. **2008-09**—AC, Seattle Seahawks. **2010-12**—Offensive coordinator/QBs coach, University of Virginia. **2013**—AC, Philadelphia Eagles. **2014-15**—Offensive coordinator, Miami Dolphins. **2016-present**—AC, Cincinnati Bengals.

MARCUS LEWIS
**DEFENSIVE QUALITY CONTROL/
DEFENSIVE LINE**



Marcus Lewis, a former college linebacker, is in his fourth year on the Bengals staff in 2017, serving as Defensive Quality Control coach, with an emphasis on the defensive line.

Lewis served in the same role in 2016, a season in which the Bengals had two defensive linemen — DT Geno Atkins and DE Carlos Dunlap — earn Pro Bowl berths. The line was the only Bengals position group to claim multiple Pro Bowl selections.

Atkins led all NFL interior linemen in sacks (nine) and was also named first-team All-Pro by The Sporting News. He was named Defensive MVP of the AFC North Division in a vote of ESPN.com division beat writers. He led the Bengals in sacks, tackles-for-loss (13) and total QB hits (26).

Dunlap was second on the team in sacks (eight) and had a remarkable 15 passes defended. He was the first defensive lineman to lead the Bengals in PDs, and his total was nearly twice that of the closest NFL defensive lineman in 2016 (Giants DE Jason Pierre-Paul, with eight). Dunlap also had three forced fumbles.

The line helped lead the 2016 defense to a No. 8 NFL ranking in fewest points allowed per game (19.7).

Lewis also has duties with the scout teams, in addition to working with team self-scouting, film breakdown and practice organization.

As a defensive assistant in 2015, Lewis contributed to an effort that yielded the second-fewest points (279, 17.4 per game) in the NFL, the highest league ranking in Bengals history. Cincinnati led the AFC and allowed just two more points than league-leading Arizona.


Lewis joined the staff in 2014, Paul Guenther's first season as defensive coordinator. In '14, the Bengals ranked 12th in the NFL in fewest points allowed (21.5 per game), and the defense ranked in the top 10 in nine of the 15 major statistical categories widely monitored by NFL coaching staffs. Among those top 10 rankings were a tied-for-third-place finish in INTs (20) and a third place in lowest aggregate passer rating by opponents (75.8).

Lewis came to the Bengals from the University of Cincinnati, where he worked in 2013 as an assistant to the coaching staff. UC's defense ranked No. 9 nationally in '13 in fewest yards allowed (315.6 per game), and Lewis played a role in coaching top performers Silverberry Mouhon and Brad Harrah.

The son of Bengals head coach Marvin Lewis, Marcus was born in Albuquerque, N.M. on March 28, 1990. He played high school football in Greater Cincinnati, at Indian Hill, and went on to play LB for four seasons (2008-11) at Indiana State, seeing action in 33 career games. He holds a degree from Indiana State in sports management.

Playing and coaching history: **2008-11**—Played linebacker, Indiana State. **2013**—Assistant to the coaching staff, University of Cincinnati. **2014-present**—Assistant coach, Cincinnati Bengals.

DAVID LIPPINCOTT
**ASSISTANT LINEBACKERS/
QUALITY CONTROL**



David Lippincott in 2016 is in his seventh season with the Bengals in a full-staff coaching position. He's in his 10th year with the team, having started with three seasons as a coaching assistant. The team has reached the playoffs in five of his previous six seasons as a full staff member.

In his role as Assistant Linebackers/Quality Control coach, Lippincott has helped develop one of the NFL's most effective defenses. In all six of his full-time staff seasons, the Bengals have ranked in the NFL's top half in fewest points allowed per game, and in five of those

the rank has been in the top 10.

The 2016 defense finished strong to rank eighth in the NFL in fewest points allowed (19.7). Cincinnati's last seven opponents averaged just 15.0 points. The defense's contribution to the 2015 season's 12-4 record was highlighted by a No. 2 ranking in fewest points allowed (17.4). The second-place rank was the highest in franchise history.

The linebackers room claimed three of the team's top four spots in tackles last season, with Karlos Dansby first, Vontaze Burfict second and Vincent Rey fourth. In the division championship season of 2015, the LBs claimed the top three spots, with Rey first, Rey Maualuga second and Burfict third.

In 2014, the defense ranked 12th in scoring and ranked in the top 10 in nine of the 15 major statistical categories widely monitored by NFL coaching staffs. Among those top 10 rankings were a tied-for-third-place finish in INTs (20) and a third place in lowest aggregate passer rating by opponents (75.8).

In 2013, as the Bengals won the AFC North, the defense ranked tied for fifth in fewest points (19.1) and third in fewest yards allowed (305.5).

The 2012 Bengals ranked sixth in net defense and eighth in scoring, and the '11 club was ninth in scoring (20.2).

As a Bengals coaching assistant from 2008-10, Lippincott's duties included advance scouting and coaching wide receivers, as well as game preparation. His '09 work contributed to the Bengals' second AFC North Division title during the tenure of head coach Marvin Lewis.

Prior to joining the Bengals, Lippincott coached in college for three seasons at Bluffton University (2000-02), two seasons at Minnesota ('03-04) and three seasons at Richmond ('05-07). He worked with all three defensive position groups — line, linebackers and defensive backs — over the course of his college seasons.


During his two seasons at Minnesota, when he worked as a graduate assistant on defense, the Gophers posted wins in the Sun and Music City bowls.

At Richmond, where he was assistant defensive line coach, the team won an Atlantic 10 title in 2005 and a Colonial Athletic Association crown in '07. The '05 team was a quarterfinalist in the NCAA Division I-AA playoffs, and the '07 team was a semifinalist in the (re-named) FCS division.

Lippincott is married (wife Lisa), with a daughter. He is a Cincinnati native — a graduate of Moeller High School and the University of Dayton.

Coaching history: 2000-02—Assistant coach (AC), Bluffton. 2003-04—Graduate assistant, University of Minnesota. 2005-07—AC, Richmond. 2008-10—Coaching assistant, Cincinnati Bengals. 2011-present—AC, Bengals.

ROBERT LIVINGSTON
SECONDARY



Robert Livingston, a Bengals scout from 2012-14, is in his third season on the coaching staff in '17. For the second straight season he has the title of secondary coach, along with Kevin Coyle, in charge of the team's largest position group.

Livingston's work showed in numerous positive ways for the Bengals in 2016. Cincinnati finished just one short of the NFL interceptions lead, with 17, and DBs had 13 of the team's 17 picks. Bengals opponents managed an aggregate passer rating of just 83.1, fifth-lowest in the NFL, and Cincinnati yielded the league's

fourth-lowest average gain per completion, at 10.7 yards. Opponents completed just 22 touchdown passes, the seventh-lowest total allowed by a defense, and the Bengals allowed only six TD passes in the second half of the season.

All of the above helped lead the Bengals to a No. 8 NFL ranking in fewest points allowed (19.7), and in player development, Livingston helped S Shawn Williams make a smooth move into his first season as a starter, as Williams tied for the team INT lead (three) and ranked third on the team in tackles (81), leading the secondary.

In 2015, Livingston did on-field work with the defensive secondary, while working in defensive quality control and also as a special teams assistant. His defensive efforts helped the Bengals to a No. 2 NFL rank in fewest points allowed, at 17.4 per game. It was the highest NFL scoring-defense ranking in franchise history, and the Bengals ranked first in the AFC.

The '15 Bengals ranked third in the NFL in INTs (21), and 17 of the picks were by defensive backs. Also, the Bengals ranked second in fewest TD passes allowed (18), and Cincinnati's plus-three differential (21-18) between INTs and TD passes allowed tied eventual NFC champion Carolina for tops in the league. No other teams were in the plus column.

Two Bengals DBs, S Reggie Nelson and CB Adam Jones, were selections for the 2015 season Pro Bowl.

With the special teams in '15, Livingston helped kick coverage standout Cedric Peerman earn his first Pro Bowl berth. DE Carlos Dunlap was one of only two NFL players to block two FGs, and the Bengals ranked seventh in the NFL in punt coverage (6.3 yards per return) and 12th in kickoff coverage (20.6).

Livingston came to the Bengals from Vanderbilt University, where he served in 2011 as defensive quality control coach. He was on the Furman University football staff in 2010.

As a Bengals scout, Livingston covered the Southeast, primarily the Southeastern and Atlantic Coast conferences, and he had a role in evaluating defensive backs from across the nation.


At Vanderbilt, Livingston coached two defensive backs who made the NFL (CB Casey Hayward and S Sean Richardson). At Furman, Livingston's primary coaching duties were with safeties.

A native of Hendersonville, N.C., Livingston was a two-time Athlete of the Year at Hendersonville High School. He played free safety at the College of William & Mary from 2007-09, contributing to one of the top defensive units in the NCAA's FCS ranks. He graduated from William & Mary with a degree in kinesiology.

Livingston and his wife Tricia celebrated their second wedding anniversary in June of this year, and this past April, their son, Luke Robert, had his first birthday.

Playing and coaching/scouting history: 2007-09—Played safety, William & Mary. 2010—Assistant coach (AC), Furman. 2011—AC, Vanderbilt. 2012-14—Scout, Cincinnati Bengals. 2015-present—AC, Bengals.

CHIP MORTON STRENGTH AND CONDITIONING



Chip Morton is in his 15th season as Bengals strength and conditioning coach. He took over the position when Marvin Lewis became head coach in 2003. Throughout his tenure, Morton and his staff have studied trends in athlete preparation to improve their program, which is built on a sound foundation of productive training principles. Their work has helped the team post a 58-36-2 record over the past six seasons, with five playoff berths. Cincinnati's .615 winning percentage since 2011 ranks sixth in the NFL for the span.

In 2017, Morton is in his third year working with an expanded and updated weight room and indoor turf and conditioning areas at Paul Brown Stadium. He worked closely with club management on the design and development of those facilities, which have expanded the program options for training and rehabilitation.

In 2015, Morton worked with Lewis to institute a significant change in the team's weekly routine. The Bengals moved away from the traditional idea that the day before a game (usually Saturday) should be the lightest player activity day of the week. Coaches made the Friday practice lighter and upped the tempo for Saturday. In addition, more time each week was dedicated to player recovery and restoration.

Perhaps not entirely by coincidence, the 2015 Bengals posted a 12-4 record, tied for best in franchise history for a 16-game season.

The Bengals' strength and conditioning program is comprehensive in scope and progressive in its design. At its very core lies a foundation of traditional training principles, with an emphasis on teaching, relationship-building and service to the players. Morton and assistant S/C coach Jeff Friday both have coached on teams that have reached the Super Bowl.

"Chip and his staff bring experience, knowledge and an ability to effectively communicate," says Lewis. "All of that helps to draw the best out of our players. Our strength and conditioning program, our sports science program, and our athletic training department all work together to improve our players' football performance and to increase their resistance to injuries."

Morton was a coaching colleague of Lewis with the Baltimore Ravens from 1999-2001, serving as Ravens assistant strength and conditioning coach, and he was with Lewis in '02 at Washington, serving as head strength and conditioning coach for the Redskins.

Morton is in his 26th NFL season, having also served as strength and conditioning assistant at San Diego from 1992-94 and as head strength and conditioning coach at Carolina from '95-98. He has coached with two Super Bowl teams — the 1994 Chargers and the 2000 World Champion Ravens.

He started his career in the collegiate ranks, serving as assistant strength coach at Ohio State (1985-86) while completing his master's degree in physical education. He moved to Penn State in 1987 as the first-ever full-time strength and conditioning assistant for Nittany Lions football. He also worked with 14 other men's and women's sports during his five years (1987-91) at Penn State.


Morton's hometown is Hamden, Conn. He graduated from the University of North Carolina in 1985 with a degree in zoology, where he also earned a varsity letter in swimming.

Continuing education is a priority in Morton's development as a coach and teacher. In 2016, he and his staff were a part of the first Level One coaching certification in the Stick Mobility training system. Also in '16, Morton completed the coursework required to become an Original Strength Certified Coach. In addition, he is a Level One Sports Performance Coach through the United States Weightlifting Association, and he has been a Certified Strength and Conditioning Specialist (C.S.C.S.) in the National Strength & Conditioning Association since 1990. In 2006, Morton became the first NFL strength coach to receive the Russian Kettlebell Instructor's Certification (RKC), and in '08, he was certified as a Level I coach in John Brookfield's Battling Ropes training system.

Morton and his wife Stacey have seven children.

Coaching history: 1985-86—Assistant strength and conditioning (S/C) coach, Ohio State. 1987-91—Assistant S/C coach, Penn State. 1992-94—Assistant S/C coach, San Diego Chargers. 1995-98—Head S/C coach, Carolina Panthers. 1999-2001—Assistant S/C coach, Baltimore Ravens. 2002—Head S/C coach, Washington Redskins. 2003-present—Head S/C coach, Cincinnati Bengals.

DAN PITCHER OFFENSIVE ASSISTANT/ WIDE RECEIVERS



Dan Pitcher is in his second season on the Bengals coaching staff, serving as offensive assistant/wide receivers coach. He will work with WRs coach James Urban in on-field coaching and support the offensive staff in multiple areas of scouting and game preparation.

In 2016, Pitcher had a role in superstar WR A.J. Green reaching new heights prior to an injury, and he helped integrate new talent in the WR group. Though Green missed all but two snaps of the last seven games, due to a hamstring injury, he was on pace through nine games for the finest season of his stellar career. He had 66 catches for 964 yards, which wound up as his season totals, but at the nine-game mark, those numbers projected to 16-game totals of 117 catches and 1714 yards. Both of those totals would have been Bengals season records, and the receiving yards total would have set a new mark by nearly 300 yards.

The coaching staff faced a challenge beyond Green, as two talented wideouts, Marvin Jones and Mohamed Sanu, parlayed their Cincinnati success into free agency opportunities with other teams. But in their absences, the Bengals got excellent production from two new faces, veteran free agent Brandon LaFell and rookie Tyler Boyd.

LaFell totaled 64 catches for 862 yards, both figures ranking as the second-highest of his seven-year career. Boyd totaled 54 catches and 603 yards, and he led all NFL rookies in third-down catches (22) while tying for the rookie lead in third-down catches that produced first downs (16). LaFell and Boyd combined for 118 catches and 1465 yards, comfortably outpacing the total of 98 catches and 1210 yards produced by Jones and Sanu in 2015, in what was their best combined year.

Prior to joining the Bengals, Pitcher spent four seasons in player personnel with the Indianapolis Colts. He served in 2014-15 as a pro scout, promoted to that position after working as a scouting assistant from '12-13.

With the Colts, Pitcher was part of a football operation that compiled a 41-23 regular-season record (.641), with three playoff berths, including two AFC South championships, and one trip to the AFC Championship Game. Pitcher was responsible for advance scouting reports on opponents, evaluation of free agents, monitoring rosters and evaluating players on other teams.

Before joining the Colts, Pitcher began 2012 coaching wide receivers at his alma mater, Cortland State, a part of New York's state university system. From 2009-11, he was a three-year starter at quarterback for Cortland State and was a finalist as a senior for the Gagliardi Trophy, presented annually to the most outstanding Division III football player.

Pitcher was born in Cortland, N.Y. on Jan. 13, 1987, and lives in Cincinnati with his wife, Marissa. He graduated from Cortland State with a bachelor's degree in psychology in 2010, and he earned a master's degree in sport management in '11. He shares an alumni connection with Bengals assistant head coach/offensive line coach Paul Alexander, who also played football at Cortland State and graduated from the school.

Playing, scouting and coaching history: 2008-11—Played QB at SUNY Cortland. 2012—Assistant coach (AC), Cortland State. 2012-13—Scouting assistant, Indianapolis Colts. 2014-15—Pro scout, Indianapolis Colts. 2016-present—AC, Bengals.

DARRIN SIMMONS
SPECIAL TEAMS COORDINATOR



Darrin Simmons is in his 15th season leading the coaching of Cincinnati's special teams, and for the fifth straight season in 2017, he carries the title of special teams coordinator. His squads have helped the Bengals reach the playoffs five times in the last six seasons. And in the long-established special teams rankings done annually by the Dallas Morning News, incorporating 22 categories of special teams play, the Bengals have had three top 10 finishes in the last five years.

Last season's special teams highlight for the Bengals was the unexpected rise of college free agent Alex Erickson to the AFC kickoff return title, with a 27.9 average (on 29 returns). The rookie WR ranked second in the NFL, and his average was the second-best in Bengals history, behind only the NFL-leading 31.3 mark that CB Adam Jones posted under Simmons in 2014. Erickson became the first Bengal with three KOR of 65 or more yards in a season.

Erickson did not make the AFC Pro Bowl team, certainly a voting oversight statistically, but Simmons' units produced a Pro Bowler in both the 2014 and '15 seasons.

In '15, HB Cedric Peerman made the squad as a kick coverage and return-unit performer. Peerman's 17 tackles tied for the Bengals' highest total since 2008, and he had 13 solo stops, leading the Bengals to a No. 3 NFL ranking in opponents' average drive start on kickoffs (20.2 yard line).

Simmons' Pro Bowl player in 2014 was P Kevin Huber, who posted franchise records for gross (46.8) and net (42.1) average, re-setting club marks he already held. The Bengals vested Simmons in 2009 with a fifth-round draft choice for Huber, a relatively high spot for a kicking specialist, and Huber has responded under Simmons' tutelage, holding franchise career records for gross (45.0) and net (39.8), and for best ratio of inside-20 punts to touchbacks (3.66-to-1).

The player delivering the ball to Huber, LS Clark Harris, has also been a long-term standout for the Bengals under Simmons. Since joining the Bengals in 2009, Harris has had no unplayable snaps, with a total of 1149 (604 punts and 545 place kicks).

In the last two seasons, the Bengals have been prominent in the NFL in blocked kicks. DE Margus Hunt led the league last season with three blocks (two PATs and one FG), and in 2015, DE Carlos Dunlap tied for the league lead in blocked FGs (two).

In '14, when Adam Jones led the NFL in kickoff returns, he also finished second in the league in punt returns (12.0), just missing becoming the first player since Detroit's Mel Gray in 1991 to lead the league in both categories.

Simmons' Bengals special teams have shown a nose for the ball, forcing 26 fumbles in his 14 completed seasons. The 1.9 average nearly doubles the 1.0 norm for the nine seasons prior to his tenure.

Simmons entered the NFL in the 1998 season on the same Baltimore Ravens staff as Bengals head coach Marvin Lewis, who was Ravens defensive coordinator at the time. Simmons was assistant special teams coach and assistant strength and conditioning coach for the Ravens, and he held that same role for the Carolina Panthers from 1999-2002. He joined the Bengals in 2003.

Simmons played an integral role at Carolina in the development of Todd Sauerbrun as one of the NFL's top punters of the time.

Simmons began his coaching career at Kansas University in 1996. He punted for Kansas from 1993-95, earning All-Big Eight honors his final year. As a senior, he helped the Jayhawks to a top 10 national ranking and to an Aloha Bowl victory over UCLA. Also as a Kansas senior, he won honors as an academic All-American.

Prior to playing for Kansas, Simmons was a punter and QB for Dodge City (Kan.) Community College. In 1992 at Dodge City, he led the nation's junior colleges in punting and was a first-team JUCO All-American.

Simmons earned a degree in sports management from Kansas in 1996.

Born April 9, 1973, in Elkhart, Kan., he graduated from Elkhart High School. He and his wife, Rhonda, have a daughter and two sons.

Playing and coaching history: **1991-92**—Played quarterback and punter, Dodge City (Kan.) Community College. **1993-95**—Played punter, Kansas. **1996**—Graduate assistant, Kansas. **1997**—Assistant coach (AC), University of Minnesota. **1998**—AC, Baltimore Ravens. **1999-2002**—AC, Carolina Panthers. **2003-12**—AC, Cincinnati Bengals. **2013-present**—Special teams coordinator, Bengals.

JAMES URBAN
WIDE RECEIVERS



James Urban returns in 2017 for his seventh season as Bengals wide receivers coach. His group has helped lead the Bengals to the playoffs in five of the last six seasons, and he has had success not only in nurturing the considerable talent of A.J. Green, but also in developing a corps of players who can contribute. And the 2016 season provided a case study for those two points.

Though Green missed all but two snaps of the last seven games, due to a hamstring injury, he was on pace through nine games for the finest season of his stellar career. He had 66 catches for 964 yards, which wound up as his season totals, but at the nine-game mark, those numbers projected to 16-game totals of 117 catches and 1714 yards. Both of those totals would have been Bengals season records, and the receiving yards total would have set a new mark by nearly 300 yards.

Elsewhere among the WR corps, Urban faced a challenge in '16. Marvin Jones and Mohamed Sanu, talented wideouts Urban had coached since their rookie season of 2012, both parlayed their Cincinnati success into free agency opportunities with other teams. But in their absences, the Bengals got excellent production from two new faces, veteran free agent Brandon LaFell and rookie Tyler Boyd.

LaFell totaled 64 catches for 862 yards, both figures ranking as the second-highest of his seven-year career. Boyd totaled 54 catches and 603 yards, and he led all NFL rookies in third-down catches (22) while tying for the rookie lead in third-down catches that produced first downs (16). LaFell and Boyd combined for 118 catches and 1465 yards, comfortably outpacing the total of 98 catches and 1210 yards produced by Jones and Sanu in 2015, in what was their best combined year.

Green's rookie season was 2011, the same year Urban joined the Bengals staff, and despite Green's missed time last season, he has compiled a spectacular six-year resume. He already ranks second in Bengals history in career receiving yards (7135) and fourth in receptions (481), and by the time his current contract expires (in 2019), he projects to become the all-time franchise leader in both categories. Green stands as the only NFL receiver since the 1970 merger to start his career with five consecutive 1000-yard seasons and five trips to the Pro Bowl, and in 2016, only the hamstring injury kept him short — by just 36 yards — from joining Randy Moss as the only NFL players with 1000 receiving yards in each of their first six seasons.

Urban had a big job in his Bengals debut year of '11, charged with leading an inexperienced receiving corps into a new offensive scheme. The presence of a rookie quarterback (Andy Dalton) and limited preparation time (due to NFL labor issues) increased the challenge. But the young receivers immediately developed a rapport with Dalton, and the team reached the playoffs, a finish that preseason forecasters had widely deemed out of reach for the young team.

Prior to joining the Bengals, Urban was Philadelphia Eagles QBs coach in 2009 and '10, where he helped direct Pro Bowl seasons for Donovan McNabb ('09) and Michael Vick ('10). In '10, Vick earned accolades as the NFL's Comeback Player of the Year and was the NFC starter in the Pro Bowl.

Urban spent seven total seasons with the Eagles (2004-10). He was assistant to the head coach from '04-06 and was offensive quality control coach in '07 and '08. During his seven Philadelphia seasons, the Eagles earned five playoff berths and won three division titles. He first worked with the Eagles in 2003, serving as a coaching intern while employed full-time at the University of Pennsylvania.

A native of Mechanicsburg, Pa., Urban played in college at Washington and Lee (Lexington, Va.) as a wide receiver and kick returner. He worked for seven years in the college ranks — at Clarion (Pa.) University and at Penn — before joining the Eagles.

James and his wife, Patrice, have two daughters, Brielle and Cassidy, and a son, Jameson. James holds a bachelor's degree in English from Washington and Lee and a master's degree in communications from Clarion.

Playing and coaching history: **1992-95**—Played wide receiver, Washington and Lee. **1997-98**—Assistant coach (AC), Clarion. **1999-2003**—Director of football administration/operations, Pennsylvania. **2004-10**—AC, Philadelphia Eagles. **2011-present**—AC, Cincinnati Bengals.

KEN ZAMPESE
OFFENSIVE COORDINATOR



Ken Zampese is in his 15th season with Cincinnati, and his second year as offensive coordinator. He spent the previous 13 seasons as quarterbacks coach, during which he guided multiple QBs to high production levels.

Last season's Bengals offense finished comfortably in the NFL's top half in net yards at No. 13, averaging 356.9 per game, and it hit those numbers despite significant time lost to injury by key skill position players.

WR A.J. Green was on pace at midseason to set team records by wide margins for receptions and receiving yards, but he played only two snaps over the final seven games. TE Tyler Eifert, a 2015 season Pro Bowl selection, missed eight games. And HB Giovani Bernard, who topped 1000 scrimmage yards each year from 2013-15, missed the last six games.

In many categories — including net yards, first downs, yards per pass attempt and turnovers — the '16 offense was as good or better than a '15 unit that contributed to a 12-4 record. But Zampese points to last season's No. 18 ranking in red-zone TD percentage (53.7) as the target for improvement.

"In the red zone, we failed to score TDs at the rate we're accustomed," Zampese says. "That's our big fix (for '17) right there."

Zampese (pronounced "zam-PEE-zee") was QB Andy Dalton's position coach for Dalton's first five seasons (2011-15), overseeing a steady climb by the second-round draft choice to the ranks of Cincinnati's best all-time offensive leaders. In 2015, Dalton posted a club-record 106.3 passer rating, and his career rating of 91.8 is also a franchise record. Dalton from 2011-15 became only the second starting QB in the Super Bowl era to lead his team to the playoffs in each of his first five seasons. Zampese stands as the only QBs coach to fully guide such an accomplishment, as Baltimore's Joe Flacco, the other QB to turn the trick, had three different position coaches during his five-year run.

Equally notable in 2015 from a coaching standpoint, first-year QB AJ McCarron was immediately impressive when suddenly called on late in the season to replace an injured Dalton. McCarron went from Zampese's classroom to a playoff run unexpectedly, and the coach's No. 2 pupil defied an experience level that amounted to only a handful of mop-up snaps. McCarron posted a 2-1 record and a 101.1 passer rating in his three starts (Games 14-16). In the Wild Card playoff, McCarron led a Bengals comeback from a 15-point deficit to take a late lead, only to see Pittsburgh come back with a winning FG at the gun.

Prior to Dalton, Zampese led Carson Palmer into the ranks of the Bengals' all-time top passers. Palmer still holds the club's all-time best completion percentage (62.9) and the Nos. 3-5 totals for passing yards in a season.

In 2003, his first season with the Bengals, Zampese had success with a veteran starting quarterback in Jon Kitna. The '03 campaign saw Kitna post career highs at that point in completions (324), passing yards (3591), TD passes (26), completion percentage (62.3) and rating (87.4).

Zampese came to the Bengals following three seasons (2000-02) in St. Louis. He was wide receivers coach in 2001, and the Rams led the league in passing yards, averaging 291.4. In 2002, he added the title of passing game coach, and the Rams finished second in the league at 259.6 yards per game.

Zampese began his NFL career in 1998 as an offensive assistant with the Philadelphia Eagles under head coach Ray Rhodes.

Prior to the NFL, Zampese coached for nine years in college, including two seasons at Miami (Ohio). In '97, Miami averaged 37.4 points per game.

Zampese played wide receiver and kick returner at the University of San Diego from 1985-88. He was the team's Special Teams Player of the Year as a senior. He earned an undergraduate degree in business from San Diego, and later received a master's degree in adult education from Southern California.

Zampese was born July 19, 1967, in Santa Maria, Calif. He and his wife have two children. Ken's father, Ernie Zampese, was a longtime NFL offensive coordinator who coached on a Super Bowl winner with the 1995 Cowboys. The elder Zampese also was a coordinator for the Chargers, Rams and Patriots.

Playing and coaching history: **1985-88**—Played wide receiver, kickoff returner and punt returner, University of San Diego. **1989**—Assistant coach (AC), University of San Diego. **1990-91**—AC, Southern California. **1992-94**—AC, Northern Arizona. **1995**—Offensive coordinator, Northern Arizona. **1996-97**—AC, Miami (Ohio). **1998**—AC, Philadelphia Eagles. **1999**—AC, Green Bay Packers. **2000-02**—AC, St. Louis Rams. **2003-15**—AC, Cincinnati Bengals. **2016-present**—Offensive coordinator, Bengals.

**DEFENSIVE TACKLE
GENO ATKINS**



PLAYERS

ALPHABETICAL ROSTER

JUNE 22, 2017

| NO. | NAME | POS. | HT. | WT. | BORN | EXP. | COLLEGE | HOMETOWN | HOW ACQ. |
|-----|----------------------|-------|------|-----|----------|------|----------------------|------------------------|---------------|
| 49 | Albright, Bryson | LB | 6-5 | 235 | 3-15-94 | 1 | Miami (Ohio) | Cincinnati, Ohio | FA'17 |
| 97 | Atkins, Geno | DT | 6-1 | 300 | 3-28-88 | 8 | Georgia | Pembroke Pines, Fla. | D4a'10 |
| 52 | Bell, Brandon | LB | 6-1 | 230 | 1-9-95 | R | Penn State | Mays Landing, N.J. | CFA'17 |
| 23 | Benwikere, Bene | CB | 6-0 | 195 | 9-3-91 | 4 | San Jose State | Los Angeles, Calif. | FA'17 |
| 25 | Bernard, Giovanni | HB | 5-9 | 205 | 11-22-91 | 5 | North Carolina | Boca Raton, Fla. | D2a'13 |
| 75 | Billings, Andrew | DT | 6-1 | 325 | 3-6-95 | 2 | Baylor | Waco, Texas | D4'16 |
| 61 | Bodine, Russell | C | 6-3 | 308 | 6-30-92 | 4 | North Carolina | Scottsville, Va. | D4'14 |
| 65 | Boling, Clint | G | 6-5 | 305 | 5-9-89 | 7 | Georgia | Alpharetta, Ga. | D4'11 |
| 83 | Boyd, Tyler | WR | 6-2 | 197 | 11-15-94 | 2 | Pittsburgh | Clairton, Pa. | D2'16 |
| 88 | Brown, Chris | WR | 6-1 | 195 | 12-8-93 | 2 | Notre Dame | Hanahan, S.C. | W(Dall.)'17 |
| 7 | Brown, Jonathan | K | 5-10 | 195 | 12-7-92 | 1 | Louisville | Clinton, Miss. | FA'17 |
| 76 | Brown, Ryan | DE | 6-6 | 276 | 6-10-94 | 1 | Mississippi State | New Orleans, La. | CFA'16 |
| 4 | Bullock, Randy | K | 5-9 | 214 | 12-16-89 | 6 | Texas A&M | Klein, Texas | W(Pitt.)'16 |
| 55 | Burfict, Vontaze | LB | 6-1 | 255 | 9-24-90 | 6 | Arizona State | Inglewood, Calif. | CFA'12 |
| 33 | Carson, Tra | HB | 5-11 | 228 | 10-24-92 | 1 | Texas A&M | Texarkana, Texas | CFA'16 |
| 82 | Carter, Cethan | TE/FB | 6-3 | 245 | 9-5-95 | R | Nebraska | New Orleans, La. | CFA'17 |
| 93 | Clarke, Will | DE | 6-6 | 275 | 5-4-91 | 4 | West Virginia | Pittsburgh, Pa. | D3'14 |
| 16 | Core, Cody | WR | 6-3 | 214 | 4-17-94 | 2 | Mississippi | Auburn, Ala. | D6'16 |
| 37 | Cox, Demetrious | S | 6-0 | 200 | 4-20-94 | R | Michigan State | Jeannette, Pa. | CFA'17 |
| 14 | Dalton, Andy | QB | 6-2 | 220 | 10-29-87 | 7 | Texas Christian | Katy, Texas | D2'11 |
| 47 | Dawson, P.J. | LB | 6-0 | 240 | 1-13-93 | 2 | Texas Christian | Dallas, Texas | D3b'15 |
| 79 | Dean, David | DT | 6-1 | 302 | 2-16-93 | 1 | Virginia | Virginia Beach, Va. | CFA'16 |
| 21 | Dennard, Darqueze | CB | 5-11 | 205 | 10-10-91 | 4 | Michigan State | Dry Branch, Ga. | D1'14 |
| 64 | Dielman, J.J. | C/G | 6-5 | 309 | 12-16-93 | R | Utah | Phoenix, Ariz. | D5b'17 |
| 6 | Driskel, Jeff | QB | 6-4 | 238 | 4-23-93 | 2 | Louisiana Tech | Oviedo, Fla. | W(S.F.)'16 |
| 96 | Dunlap, Carlos | DE | 6-6 | 280 | 2-28-89 | 8 | Florida | North Charleston, S.C. | D2'10 |
| 85 | Eifert, Tyler | TE | 6-6 | 255 | 9-8-90 | 5 | Notre Dame | Fort Wayne, Ind. | D1'13 |
| 3 | Elliott, Jake | K | 5-9 | 170 | 1-21-95 | R | Memphis | Western Springs, Ill. | D5a'17 |
| 12 | Erickson, Alex | WR | 6-0 | 195 | 11-6-92 | 2 | Wisconsin | Darlington, Wis. | CFA'16 |
| 50 | Evans, Jordan | LB | 6-3 | 240 | 1-27-95 | R | Oklahoma | Norman, Okla. | D6a'17 |
| 42 | Fejedelem, Clayton | S | 6-0 | 205 | 6-2-93 | 2 | Illinois | Lemont, Ill. | D7'16 |
| 74 | Fisher, Jake | OT | 6-6 | 310 | 4-23-93 | 3 | Oregon | Traverse City, Mich. | D2'15 |
| 53 | Flowers, Marquis | LB | 6-3 | 250 | 2-16-92 | 4 | Arizona | Phoenix, Ariz. | D6'14 |
| 95 | Gilberry, Wallace | DE | 6-2 | 265 | 12-5-84 | 10 | Alabama | Bromley, Ala. | FA'16 |
| 67 | Glasgow, Ryan | DT | 6-3 | 302 | 9-30-93 | 7 | Michigan | Aurora, Ill. | D4c'17 |
| 18 | Green, A.J. | WR | 6-4 | 210 | 7-31-88 | R | Georgia | Summersville, S.C. | D1'11 |
| 9 | Hamilton, Karel | WR | 6-1 | 205 | 3-30-95 | R | Samford | Valrico, Fla. | CFA'17 |
| 91 | Hardison, Marcus | DT | 6-3 | 310 | 2-14-92 | 3 | Arizona State | Natchitoches, La. | D4b'15 |
| 46 | Harris, Clark | LS | 6-5 | 250 | 7-10-84 | 9 | Rutgers | Manahawkin, N.J. | FA'09 |
| 89 | Hewitt, Ryan | H-B | 6-4 | 255 | 1-24-91 | 4 | Stanford | Denver, Colo. | CFA'14 |
| 32 | Hill, Jeremy | HB | 6-1 | 230 | 10-20-92 | 4 | Louisiana State | Baton Rouge, La. | D2'14 |
| 66 | Hopkins, Trey | G | 6-3 | 310 | 7-6-92 | 2 | Texas | Houston, Texas | CFA'14 |
| 10 | Huber, Kevin | P | 6-1 | 210 | 7-16-85 | 9 | Cincinnati | Cincinnati, Ohio | D5'09 |
| 43 | Iloka, George | S | 6-4 | 225 | 3-31-90 | 6 | Boise State | Houston, Texas | D5c'12 |
| 22 | Jackson, William | CB | 6-0 | 190 | 10-27-92 | 2 | Houston | Houston, Texas | D1'16 |
| 90 | Johnson, Michael | DE | 6-7 | 280 | 2-7-87 | 9 | Georgia Tech | Selma, Ala. | FA'15 |
| 60 | Johnson, T.J. | C | 6-4 | 295 | 7-17-90 | 4 | South Carolina | Aynor, S.C. | D7b'13 |
| 24 | Jones, Adam | CB | 5-10 | 185 | 9-30-83 | 11 | West Virginia | Atlanta, Ga. | FA'10 |
| 27 | Kirkpatrick, Dre | CB | 6-2 | 185 | 10-26-89 | 6 | Alabama | Gadsden, Ala. | D1a'12 |
| 81 | Kroft, Tyler | TE | 6-6 | 260 | 10-15-92 | 3 | Rutgers | Downingtown, Pa. | D3a'15 |
| 84 | Kumerow, Jake | WR | 6-4 | 210 | 2-17-92 | 1 | Wisconsin-Whitewater | Barlett, Ill. | CFA'15 |
| 11 | Lafell, Brandon | WR | 6-3 | 210 | 11-4-86 | 8 | Louisiana State | Houston, Texas | FA'16 |
| 44 | Laufasa, Darrin | FB | 6-1 | 245 | 5-6-95 | R | Texas-El Paso | Seattle, Wash. | CFA'17 |
| 58 | Lawson, Carl | LB | 6-2 | 260 | 6-29-95 | R | Auburn | Alpharetta, Ga. | D4a'17 |
| 77 | Lechler, Landon | OT | 6-7 | 317 | 8-11-93 | R | North Dakota State | Beach, N.D. | CFA'17 |
| 19 | Madaris, Monty | WR | 6-0 | 200 | 9-8-93 | R | Michigan State | Cincinnati, Ohio | CFA'17 |
| 80 | Malone, Josh | WR | 6-3 | 208 | 3-21-96 | R | Tennessee | Gallatin, Tenn. | D4b'17 |
| 5 | McCarron, AJ | QB | 6-3 | 215 | 9-13-90 | 3 | Alabama | Mobile, Ala. | D5'14 |
| 29 | McRae, Tony | CB | 5-10 | 185 | 5-3-93 | 1 | North Carolina A&T | Laurinburg, N.C. | FA'16 |
| 51 | Minter, Kevin | LB | 6-0 | 246 | 12-3-90 | 5 | Louisiana State | Suwanee, Ga. | UFA(Ariz.)'17 |
| 28 | Mixon, Joe | HB | 6-1 | 228 | 7-24-96 | R | Oklahoma | Oakley, Calif. | D2'17 |
| 56 | Nickerson, Hardy | LB | 6-0 | 235 | 1-5-94 | 3 | Illinois | Oakland, Calif. | CFA'17 |
| 70 | Ogbuehi, Cedric | OT | 6-5 | 310 | 4-25-92 | R | Texas A&M | Allen, Texas | D1'15 |
| 30 | Peerman, Cedric | HB | 5-10 | 212 | 10-10-86 | 8 | Virginia | Gladys, Va. | W(Det.)'10 |
| 78 | Perkins, Kent | G/OT | 6-5 | 320 | 11-19-94 | R | Texas | Dallas, Texas | CFA'17 |
| 62 | Redmond, Alex | G | 6-5 | 330 | 1-18-95 | 1 | UCLA | Cerritos, Calif. | CFA'16 |
| 57 | Rey, Vincent | LB | 6-0 | 245 | 9-6-87 | 7 | Duke | Far Rockaway, N.Y. | CFA'10 |
| 15 | Ross, John | WR | 5-11 | 190 | 11-27-95 | R | Washington | Long Beach, Calif. | D1'17 |
| 17 | Russell, Alonzo | WR | 6-4 | 210 | 9-29-92 | 1 | Toledo | Washington, D.C. | CFA'16 |
| 20 | Russell, KeiVarae | CB | 5-11 | 196 | 10-19-93 | 2 | Notre Dame | Everett, Wash. | W(K.C.)'16 |
| 86 | Schreck, Mason | TE | 6-5 | 252 | 11-4-93 | R | Buffalo | Medina, Ohio | D7'17 |
| 26 | Shaw, Josh | CB | 6-1 | 190 | 3-27-92 | 3 | Southern California | Palmdale, Calif. | D4a'15 |
| 92 | Sims, Pat | DT | 6-2 | 330 | 11-29-85 | 10 | Auburn | Fort Lauderdale, Fla. | UFA(Oak.)'15 |
| 71 | Smith, Andre | G/OT | 6-4 | 330 | 1-25-87 | 9 | Alabama | Birmingham, Ala. | UFA(Minn.)'17 |
| 94 | Smith, Chris | DE | 6-1 | 266 | 2-11-92 | 4 | Arkansas | Mount Ulla, N.C. | T(Jax.)'17 |
| 31 | Smith, Derron | S | 5-10 | 200 | 2-4-92 | 3 | Fresno State | Banning, Calif. | D6'15 |
| 72 | Stanton, Dustin | G/OT | 6-6 | 298 | 2-20-94 | R | Oregon State | Marysville, Wash. | CFA'17 |
| 98 | Thompson, Brandon | DT | 6-2 | 315 | 10-19-89 | 6 | Clemson | Thomasville, Ga. | D3b'12 |
| 68 | Tupou, Josh | DT | 6-3 | 350 | 5-2-94 | R | Colorado | Long Beach, Calif. | CFA'17 |
| 87 | Uzomah, C.J. | TE | 6-6 | 265 | 1-14-93 | 3 | Auburn | Suwanee, Ga. | D5'15 |
| 59 | Vigil, Nick | LB | 6-2 | 240 | 8-20-93 | 2 | Utah State | Plain City, Utah | D3'16 |
| 63 | Westerman, Christian | G | 6-3 | 305 | 2-23-93 | 2 | Arizona State | Chandler, Ariz. | D5'16 |
| 69 | Williams, DeShawn | DT | 6-1 | 292 | 12-29-92 | 2 | Clemson | Central, S.C. | CFA'15 |
| 39 | Williams, Jarveon | HB | 5-9 | 205 | 1-3-95 | R | Texas-San Antonio | Converse, Texas | CFA'17 |
| 36 | Williams, Shawn | S | 6-0 | 210 | 5-13-91 | 5 | Georgia | Damascus, Ga. | D3'13 |
| 34 | Williams, Stanley | HB | 5-8 | 190 | 9-30-95 | R | Kentucky | Monroe, Ga. | CFA'17 |
| 99 | Willis, Jordan | DE | 6-4 | 260 | 5-2-95 | R | Kansas State | Kansas City, Mo. | D3'17 |
| 40 | Wilson, Brandon | S | 5-10 | 199 | 7-27-94 | R | Houston | Shreveport, La. | D6b'17 |
| 73 | Winston, Eric | OT | 6-7 | 310 | 11-17-83 | 11 | Miami (Fla.) | Midland, Texas | FA'14 |

COACHING STAFF: Head coach: Marvin Lewis. Assistants: Paul Alexander (assistant head coach/offensive line), Jacob Burney (defensive line), Kyle Caskey (running backs), Brayden Coombs (assistant special teams/defensive quality control), Robert Couch (offensive quality control/offensive line), Kevin Coyle (secondary), Jeff Friday (assistant strength and conditioning), Paul Guenther (defensive coordinator), Jim Haslett (linebackers), Jonathan Hayes (tight ends), Bill Lazor (quarterbacks), Marcus Lewis (defensive quality control/defensive line), David Lippincott (assistant linebackers/quality control), Robert Livingston (secondary), Chip Morton (strength and conditioning), Dan Pitcher (offensive assistant/wide receivers), Darrin Simmons (special teams coordinator), James Urban (wide receivers), Ken Zampese (offensive coordinator).

NUMERICAL ROSTER

JUNE 22, 2017

| NO. | NAME | POS. | HT. | WT. | BORN | EXP. | COLLEGE | HOMETOWN | HOW ACQ. |
|-----|---------------------|-------|------|-----|----------|------|----------------------|------------------------|--------------|
| 3 | Jake Elliott | K | 5-9 | 170 | 1-21-95 | R | Memphis | Western Springs, Ill. | D5a17 |
| 4 | Randy Bullock | K | 5-9 | 214 | 12-16-89 | 6 | Texas A&M | Klein, Texas | W(Pitt.)16 |
| 5 | AJ McCarron | QB | 6-3 | 215 | 9-13-90 | 3 | Alabama | Mobile, Ala. | D514 |
| 6 | Jeff Driskel | QB | 6-4 | 238 | 4-23-93 | 2 | Louisiana Tech | Oviedo, Fla. | W(S.F.)16 |
| 7 | Jonathan Brown | K | 5-10 | 195 | 12-7-92 | 1 | Louisville | Clinton, Miss. | FA17 |
| 9 | Karel Hamilton | WR | 6-1 | 205 | 3-30-95 | R | Samford | Valrico, Fla. | CFA17 |
| 10 | Kevin Huber | P | 6-1 | 210 | 7-16-85 | 9 | Cincinnati | Cincinnati, Ohio | D509 |
| 11 | Brandon LaFell | WR | 6-3 | 210 | 11-4-86 | 8 | Louisiana State | Houston, Texas | FA16 |
| 12 | Alex Erickson | WR | 6-0 | 195 | 11-6-92 | 2 | Wisconsin | Darlington, Wis. | CFA16 |
| 14 | Andy Dalton | QB | 6-2 | 220 | 10-29-87 | 7 | Texas Christian | Katy, Texas | D211 |
| 15 | John Ross | WR | 5-11 | 190 | 11-27-95 | R | Washington | Long Beach, Calif. | D117 |
| 16 | Cody Core | WR | 6-3 | 214 | 4-17-94 | 2 | Mississippi | Auburn, Ala. | D616 |
| 17 | Alonzo Russell | WR | 6-4 | 210 | 9-29-92 | 1 | Toledo | Washington, D.C. | CFA16 |
| 18 | A.J. Green | WR | 6-4 | 210 | 7-31-88 | 7 | Georgia | Summerville, S.C. | D111 |
| 19 | Monty Madaris | WR | 6-0 | 200 | 9-8-93 | R | Michigan State | Cincinnati, Ohio | CFA17 |
| 20 | KelVarae Russell | CB | 5-11 | 196 | 10-19-93 | 2 | Notre Dame | Everett, Wash. | W(K.C.)16 |
| 21 | Darqueze Dennard | CB | 5-11 | 205 | 10-10-91 | 4 | Michigan State | Dry Branch, Ga. | D114 |
| 22 | William Jackson | CB | 6-0 | 190 | 10-27-92 | 2 | Houston | Houston, Texas | D116 |
| 23 | Bene Benwikere | CB | 6-0 | 195 | 9-3-91 | 4 | San Jose State | Los Angeles, Calif. | FA17 |
| 24 | Adam Jones | CB | 5-10 | 185 | 9-30-83 | 11 | West Virginia | Atlanta, Ga. | FA10 |
| 25 | Giovani Bernard | HB | 5-9 | 205 | 11-22-91 | 5 | North Carolina | Boca Raton, Fla. | D2a13 |
| 26 | Josh Shaw | CB | 6-1 | 190 | 3-27-92 | 3 | Southern California | Palmdale, Calif. | D4a15 |
| 27 | Dre Kirkpatrick | CB | 6-2 | 185 | 10-26-89 | 6 | Alabama | Gadsden, Ala. | D1a12 |
| 28 | Joe Mixon | HB | 6-1 | 228 | 7-24-96 | R | Oklahoma | Oakley, Calif. | D217 |
| 29 | Tony McRae | CB | 5-10 | 185 | 5-3-93 | 1 | North Carolina A&T | Laurinburg, N.C. | FA16 |
| 30 | Cedric Peerman | HB | 5-10 | 212 | 10-10-86 | 8 | Virginia | Gladys, Va. | W(Det.)10 |
| 31 | Derron Smith | S | 5-10 | 200 | 2-4-92 | 3 | Fresno State | Banning, Calif. | D615 |
| 32 | Jeremy Hill | HB | 6-1 | 230 | 10-20-92 | 4 | Louisiana State | Baton Rouge, La. | D214 |
| 33 | Tra Carson | HB | 5-11 | 228 | 10-24-92 | 1 | Texas A&M | Texarkana, Texas | CFA16 |
| 34 | Stanley Williams | HB | 5-8 | 190 | 9-30-95 | R | Kentucky | Monroe, Ga. | CFA17 |
| 36 | Shawn Williams | S | 6-0 | 210 | 5-13-91 | 5 | Georgia | Damascus, Ga. | D313 |
| 37 | Demetrius Cox | S | 6-0 | 200 | 4-20-94 | R | Michigan State | Jeannette, Pa. | CFA17 |
| 39 | Jarveon Williams | HB | 5-9 | 205 | 1-3-95 | R | Texas-San Antonio | Converse, Texas | CFA17 |
| 40 | Brandon Wilson | S | 5-10 | 199 | 7-27-94 | R | Houston | Shreveport, La. | D6b17 |
| 42 | Clayton Fejedelem | S | 6-0 | 205 | 6-2-93 | 2 | Illinois | Lemont, Ill. | D716 |
| 43 | George Iloka | S | 6-4 | 225 | 3-31-90 | 6 | Boise State | Houston, Texas | D5c12 |
| 44 | Darrin LaFasa | FB | 6-1 | 245 | 5-6-95 | R | Texas-El Paso | Seattle, Wash. | CFA17 |
| 46 | Clark Harris | LS | 6-5 | 250 | 7-10-84 | 9 | Rutgers | Manahawkin, N.J. | FA09 |
| 47 | P.J. Dawson | LB | 6-0 | 240 | 1-13-93 | 2 | Texas Christian | Dallas, Texas | D3b15 |
| 49 | Bryson Albright | LB | 6-5 | 235 | 3-15-94 | 1 | Miami (Ohio) | Cincinnati, Ohio | FA17 |
| 50 | Jordan Evans | LB | 6-3 | 240 | 1-27-95 | R | Oklahoma | Norman, Okla. | D6a17 |
| 51 | Kevin Minter | LB | 6-0 | 246 | 12-3-90 | 5 | Louisiana State | Suwanee, Ga. | UFA(Ariz.)17 |
| 52 | Brandon Bell | LB | 6-1 | 230 | 1-9-95 | R | Penn State | Mays Landing, N.J. | CFA17 |
| 53 | Marquis Flowers | LB | 6-3 | 250 | 2-16-92 | 4 | Arizona | Phoenix, Ariz. | D614 |
| 55 | Vontaze Burfitt | LB | 6-1 | 255 | 9-24-90 | 6 | Arizona State | Inglewood, Calif. | CFA12 |
| 56 | Hardy Nickerson | LB | 6-0 | 235 | 1-5-94 | R | Illinois | Oakland, Calif. | CFA17 |
| 57 | Vincent Rey | LB | 6-0 | 245 | 9-6-87 | 7 | Duke | Far Rockaway, N.Y. | CFA10 |
| 58 | Carl Lawson | LB | 6-2 | 260 | 6-29-95 | R | Auburn | Alpharetta, Ga. | D4a17 |
| 59 | Nick Vigil | LB | 6-2 | 240 | 8-20-93 | 2 | Utah State | Plain City, Utah | D316 |
| 60 | T.J. Johnson | C | 6-4 | 295 | 7-17-90 | 4 | South Carolina | Aynor, S.C. | D7b13 |
| 61 | Russell Bodine | C | 6-3 | 308 | 6-30-92 | 4 | North Carolina | Scottsville, Va. | D414 |
| 62 | Alex Redmond | G | 6-5 | 330 | 1-18-95 | 1 | UCLA | Cerritos, Calif. | CFA16 |
| 63 | Christian Westerman | G | 6-3 | 305 | 2-23-93 | 2 | Arizona State | Chandler, Ariz. | D516 |
| 64 | J.J. Dielman | C/G | 6-5 | 309 | 12-16-93 | R | Utah | Phoenix, Ariz. | D5b17 |
| 65 | Clint Boling | G | 6-5 | 305 | 5-9-89 | 7 | Georgia | Alpharetta, Ga. | D411 |
| 66 | Trey Hopkins | G | 6-3 | 310 | 7-6-92 | 2 | Texas | Houston, Texas | CFA14 |
| 67 | Ryan Glasgow | DT | 6-3 | 302 | 9-30-93 | R | Michigan | Aurora, Ill. | D4c17 |
| 68 | Josh Tupou | DT | 6-3 | 350 | 5-2-94 | R | Colorado | Long Beach, Calif. | CFA17 |
| 69 | DeShawn Williams | DT | 6-1 | 292 | 12-29-92 | 2 | Clemson | Central, S.C. | CFA15 |
| 70 | Cedric Ogbuehi | OT | 6-5 | 310 | 4-25-92 | 3 | Texas A&M | Allen, Texas | D115 |
| 71 | Andre Smith | G/OT | 6-4 | 330 | 1-25-87 | 9 | Alabama | Birmingham, Ala. | UFA(Minn.)17 |
| 72 | Dustin Stanton | G/OT | 6-6 | 298 | 2-20-94 | R | Oregon State | Marysville, Wash. | CFA17 |
| 73 | Eric Winston | OT | 6-7 | 310 | 11-17-83 | 11 | Miami (Fla.) | Midland, Texas | FA14 |
| 74 | Jake Fisher | OT | 6-6 | 310 | 4-23-93 | 3 | Oregon | Traverse City, Mich. | D215 |
| 75 | Andrew Billings | DT | 6-1 | 325 | 3-6-95 | 2 | Baylor | Waco, Texas | D416 |
| 76 | Ryan Brown | DE | 6-6 | 276 | 6-10-94 | 1 | Mississippi State | New Orleans, La. | CFA16 |
| 77 | Landon Lechler | OT | 6-7 | 317 | 8-11-93 | R | North Dakota State | Beach, N.D. | CFA17 |
| 78 | Kent Perkins | G/OT | 6-5 | 320 | 11-19-94 | R | Texas | Dallas, Texas | CFA17 |
| 79 | David Dean | DT | 6-1 | 302 | 2-16-93 | 1 | Virginia | Virginia Beach, Va. | CFA16 |
| 80 | Josh Malone | WR | 6-3 | 208 | 3-21-96 | R | Tennessee | Gallatin, Tenn. | D4b17 |
| 81 | Tyler Kroft | TE | 6-6 | 260 | 10-15-92 | 3 | Rutgers | Downingtown, Pa. | D3a15 |
| 82 | Cethan Carter | TE/FB | 6-3 | 245 | 9-5-95 | R | Nebraska | New Orleans, La. | CFA17 |
| 83 | Tyler Boyd | WR | 6-2 | 197 | 11-15-94 | 2 | Pittsburgh | Clairton, Pa. | D216 |
| 84 | Jake Kumerow | WR | 6-4 | 210 | 2-17-92 | 1 | Wisconsin-Whitewater | Bartlett, Ill. | CFA15 |
| 85 | Tyler Eifert | TE | 6-6 | 255 | 9-8-90 | 5 | Notre Dame | Fort Wayne, Ind. | D113 |
| 86 | Mason Schreck | TE | 6-5 | 252 | 11-4-93 | R | Buffalo | Medina, Ohio | D717 |
| 87 | C.J. Uzomah | TE | 6-6 | 265 | 1-14-93 | 3 | Auburn | Suwanee, Ga. | D515 |
| 88 | Chris Brown | WR | 6-1 | 195 | 12-8-93 | 2 | Notre Dame | Hanahan, S.C. | W(Dall.)17 |
| 89 | Ryan Hewitt | H-B | 6-4 | 255 | 1-24-91 | 4 | Stanford | Denver, Colo. | CFA14 |
| 90 | Michael Johnson | DE | 6-7 | 280 | 2-7-87 | 9 | Georgia Tech | Selma, Ala. | FA15 |
| 91 | Marcus Hardison | DT | 6-3 | 310 | 2-14-92 | 3 | Arizona State | Natchitoches, La. | D4b15 |
| 92 | Pat Sims | DT | 6-2 | 330 | 11-29-85 | 10 | Auburn | Fort Lauderdale, Fla. | UFA(Oak.)15 |
| 93 | Will Clarke | DE | 6-6 | 275 | 5-4-91 | 4 | West Virginia | Pittsburgh, Pa. | D314 |
| 94 | Chris Smith | DE | 6-1 | 266 | 2-11-92 | 4 | Arkansas | Mount Ulla, N.C. | T(Jax.)17 |
| 95 | Wallace Gilberry | DE | 6-2 | 265 | 12-5-84 | 10 | Alabama | Bromley, Ala. | FA16 |
| 96 | Carlos Dunlap | DE | 6-6 | 280 | 2-28-89 | 8 | Florida | North Charleston, S.C. | D210 |
| 97 | Geno Atkins | DT | 6-1 | 300 | 3-28-88 | 8 | Georgia | Pembroke Pines, Fla. | D4a10 |
| 98 | Brandon Thompson | DT | 6-2 | 315 | 10-19-89 | 6 | Clemson | Thomasville, Ga. | D3b12 |
| 99 | Jordan Willis | DE | 6-4 | 260 | 5-2-95 | R | Kansas State | Kansas City, Mo. | D317 |

COACHING STAFF: Head coach: Marvin Lewis. Assistants: Paul Alexander (assistant head coach/offensive line), Jacob Burney (defensive line), Kyle Caskey (running backs), Brayden Coombs (assistant special teams/defensive quality control), Robert Couch (offensive quality control/offensive line), Kevin Coyle (secondary), Jeff Friday (assistant strength and conditioning), Paul Guenther (defensive coordinator), Jim Haslett (linebackers), Jonathan Hayes (tight ends), Bill Lazor (quarterbacks), Marcus Lewis (defensive quality control/defensive line), David Lippincott (assistant linebackers/quality control), Robert Livingston (secondary), Chip Morton (strength and conditioning), Dan Pitcher (offensive assistant/wide receivers), Darrin Simmons (special teams coordinator), James Urban (wide receivers), Ken Zampese (offensive coordinator).


PRONUNCIATION GUIDE

JUNE 22, 2017

| | | | |
|--|---|--|------------------------------|
| Geno Atkins..... | JEE-no | Jim Haslett (linebackers coach)..... | HAZ-lett |
| Bene Benwikere..... | beh-NAY ben-WICK-er-ee | Ryan Hewitt..... | HUE-it |
| Giovani Bernard..... | Jee-o-VAHN-ee | George Iloka..... | ie(rhymes with "tie")-LO-kuh |
| Russell Bodine..... | BO-dine | Dre Kirkpatrick..... | DRAY |
| Randy Bullock..... | BULL-luck | Jake Kumerow..... | KOO-mer-o |
| Vontaze Burfict..... | VONN-tez BER-fict (rhymes with "perfect") | Darrin Laufasa..... | lowl-FAH-suh |
| Tra Carson..... | (pronounced as "tray") | Bill Lazor (quarterbacks coach)..... | (pronounced as "laser") |
| Cethan Carter..... | SEE-thin | Monty Madaris..... | muh-DAIR-iss |
| J.J. Dielman..... | DEAL-man | Cedric Ogbuehi..... | o-BWAY-hee |
| Darqueze Dennard..... | dar-KWEZ deh-NARD | Vincent Rey..... | RAY |
| Tyler Eifert..... | IE(rhymes with "tie")-fert | KeiVarae Russell..... | kee-VAR-ay |
| Clayton Fejedelem..... | FEDGE-uh-lemm (the "d" is silent) | Derron Smith..... | duh-RONN |
| Marquis Flowers..... | mar-KEECE(rhymes with "peace") | Josh Tupou..... | TEW-po |
| Ryan Glasgow..... | GLASS-go | C.J. Uzomah..... | yew-ZAH-mah |
| Paul Guenther (defensive coordinator)..... | GUN-thur | Jarveon Williams..... | JAR-vee-ahn |
| Karel Hamilton..... | kuh-RELL | Ken Zampese (offensive coordinator)..... | zam-PEE-zee |

PLAYER BIOGRAPHIES

(The Bengals' 2014-16 defensive statistics in the following biographies are press box statistics produced at the games. The Bengals' defensive statistics noted in seasons prior to 2014 were compiled by coaches while reviewing game film, and thus may differ from the press box statistics on record for those years.)



ALBRIGHT, BRYSON

LB #49

Height: 6-5

Weight: 235

College: Miami (Ohio)

Experience: 1st-year player in 2017

2016 games-starts: 1-0

Career games-starts: 1-0

Born: 3-15-94

Hometown: Cincinnati, Ohio

Acquired: FA'17

Cincinnati native has signed with Bengals as a free agent for 2017 ... Formerly a standout at St. Xavier High School and Miami (Ohio) University, he entered the NFL in 2016 as an undrafted rookie with Buffalo and spent most of the season with Bills, and saw action in one game ... Played in college as a defensive lineman, and was a second-team All Mid-American Conference selection as a senior, after earning Miami's DL of the Year award as a junior.

Career transactions: Signed with Buffalo as a college free agent on 5-6-16 ... Waived by Bills on 9-15-16 ... Signed to Bills practice squad on 9-17-16 ... Signed to Bills roster on 12-10-16 ... Waived by Bills on 12-13-16 ... Signed to Bills practice squad on 12-15-16 ... Signed with Cincinnati as a free agent on 1-24-16.

2016 recap: Made Buffalo's season-opening roster and was inactive for Game 1 ... Also on roster for Game 13, Dec. 11 vs. Pittsburgh, and played on special teams, with brief action on defense ... On Buffalo practice squad for


Games 2-12 and 14-16 ... Played in all four Bills preseason games and logged five tackles, three QB hits and a fumble recovery.

College: Played four seasons (2012-15) at Miami, seeing action in all 48 games ... Started 35 of his 36 games from 2013-15 ... Totaled 129 tackles, 12 sacks and 21 tackles for-loss ... In 2015, in his final game, he earned MAC Defensive Player of the Week honors against UMass, with a victory-sealing INT, two sacks and seven total tackles ... Earlier in 2015, he led win over Eastern Michigan with three sacks, nine tackles and a fumble recovery ... In '14, had seven tackles and a sack at Michigan ... Had a three-sack game vs. Bowling Green '13.

Personal: Hometown is Cincinnati ... Attended St. Xavier High School, where he earned first-team All-Ohio honors as a senior ... Earned degree in kinesiology at Miami ... Brother, Alex, played LB at Boston College and for Dallas Cowboys.

BRYSON ALBRIGHT'S STATISTICS

| YEAR | TEAM | G-S | DEFENSE | | | | | | | INTERCEPTIONS | | | | | SCORING | | | | |
|--------|---------|-----|---------|----|----|---------|----|----|--------|---------------|-----|-----|----|----|---------|----------|---------|---|-----|
| | | | ST | AT | TT | SKS-YDS | PD | FF | FR-YDS | NO | YDS | AVG | LG | TD | TD | TD-IntRt | TD-FRRt | S | PTS |
| 2016 | Buffalo | 1-0 | 0 | 0 | 0 | 0-0 | 0 | 0 | 0-0 | — | — | — | — | — | — | — | — | — | — |
| CAREER | | 1-0 | 0 | 0 | 0 | 0-0 | 0 | 0 | 0-0 | — | — | — | — | — | — | — | — | — | — |



ATKINS, GENO

DT #97

Height: 6-1
Weight: 300
College: Georgia
Experience: 8th-year player in 2017

2016 games-starts: 16-16
Career games-starts: 105-89
Born: 3-28-88
Hometown: Pembroke Pines, Fla.
Acquired: D4a'10

Atkins was voted in 2016 to his fifth Pro Bowl in seven campaigns, and was named first-team All-Pro by The Sporting News ... Had 4.5 sacks in the last four games and claimed NFL season lead for sacks by interior linemen (nine) ... Has twice led NFL outright in interior-line sacks (2012 and '16), and has shared league lead twice ('11 and '15) ... Named AFC Defensive Player of the Week for Dec. 11 at Cleveland ... No Bengals DL has had as many Pro Bowl selections, and Atkins is second behind CB Lemar Parrish (six) for most by any Bengals defensive player.

Career transactions: Selected by Cincinnati in fourth round of 2010 NFL Draft (120th overall) ... Signed with Bengals on 7-17-10 ... Signed contract extension with Bengals on 9-2-13.

Pro Bowl participation: Selected to and played in five games ... Starter in 2016 season game at Orlando, helping lead 20-13 AFC victory, with 1.5 sacks among three tackles ... Starter and team captain for victorious Team Irvin in 2015 season game at Honolulu, leading team's D-line in tackles (four, with two for losses) ... Started for victorious Team Irvin in 2014 season game at Glendale, Ariz. (no statistics) ... Voted as AFC starter for 2012 season game and had one tackle ... Two tackles (one for a loss) for AFC in 2011 season contest.

He's a sack man: Propelled by four seasons of leading or tying for the lead in sacks by NFL interior linemen, Atkins has raised his career sacks total to 52. That was the most among active interior linemen as the 2016 season concluded, five ahead of Ndamukong Suh of Miami. Atkins' total ranks fifth in Bengals history and first among interior linemen.

2016 general: Started Games 1-16, with 32 tackles, including a team-leading nine sacks ... Had 4.5 sacks in the last four games and claimed NFL season lead for sacks by interior linemen (nine) ... Among NFL interior linemen, Aaron Donald of Los Angeles ranked second in sacks with eight ... Atkins also led Bengals in tackles-for-loss (13) and QB hits (26) ... Named Defensive MVP in the AFC North by vote of ESPN.com beat writers covering the division.

2016 game-by-game: Four tackles on Sept. 11 at N.Y. Jets, including one-yard sack of Ryan Fitzpatrick, one-yard TFL on Matt Forte in a goal-line situation, and one additional TFL ... Credited with 1.5 sacks for a combined loss of 10.5 yards against Ryan Tannehill on Sept. 29 vs. Miami ... Three QB hits Oct. 23 vs. Cleveland, tied for team high ... Sacked Kirk Cousins for 12-yard loss to Washington 12 on Oct. 30 vs. Redskins in London, helping force a punt ... Had team-high three QB hits against Eli Manning, including an 11-yard fourth-down sack, on Nov. 14 at N.Y. Giants ... On Dec. 11 at Cleveland, his 11-yard sack of Robert Griffin III on consecutive plays in fourth quarter helped seal victory, and he had four total QB hits for the game ... His three tackles Dec. 18 vs. Pittsburgh included one-yard sack of Ben Roethlisberger, and he had one additional QB hit ... Had a seven-yard sack of Tom Savage among his three tackles Dec. 24 at Houston ... Shared a sack of Joe Flacco on Jan. 1 vs. Baltimore and had one additional QB hit.

Previous seasons: **2010**—Fourth-round draftee played his way into regular D-line rotation early in training camp ... Went on to play in every game, with one start, and led team in coaches' compilation of QB pressures (19) ... Had

20 tackles, and was second on team in sacks (three) ... Had first career solo sack on Dec. 19 vs. Cleveland, dropping Colt McCoy for one-yard loss ... Three QB pressures in first pro start, Dec. 12 at Pittsburgh. **2011**—Played in every game, with 15 starts, and started Wild Card playoff at Houston ... His 7.5 sacks tied DT Tommy Kelly of Oakland for NFL lead among interior linemen ... First interior lineman to lead Bengals in sacks since 1996 (Dan Wilkinson with 6.5) ... His 68 tackles ranked second on line ... Second on team in QB pressures (22) ... Tied for team lead in combined fumbles forced/recovered (four) ... On Oct. 9 at Jacksonville, scored his first TD at any level of football after recovering a fumble from QB Blaine Gabbert on Jacksonville's final play and returning 10 yards for the score ... Had five tackles with a sack in the team's Wild Card playoff on 1-7-12 at Houston. **2012**—Started all 16 games and Wild Card playoff at Houston, and his team-leading 12.5 sacks in regular season were 4.5 ahead of next-best NFL interior lineman (Detroit's Ndamukong Suh at eight) ... Set Bengals record for sacks by an interior lineman, easily topping Dan Wilkinson's eight from 1996 ... Tied for team lead in forced fumbles (four) ... Also led Bengals in tackles-for-loss (15) and QB pressures (35) ... Named as AFC Defensive Player of the Week for his performance in Cincinnati's playoff-clinching win Dec. 23 at Pittsburgh, sacking Ben Roethlisberger twice for 17 yards, forcing a fumble and leading line in tackles (eight). **2013**—Started at DT in Games 1-9 ... Suffered knee injury (ACL tear) in second quarter of Game 9, Oct. 31 at Miami; and placed Nov. 4 on Reserve/Injured list ... His six sacks led the team through the point of his knee injury. **2014**—Named to his third Pro Bowl, as injury replacement for Detroit DT Ndamukong Suh ... Totaled 34 tackles, three sacks (second on team), eight tackles for-loss (second) and seven QB hits (third) ... On Nov. 23 at Houston, tackled RB Alfred Blue in the end zone for a safety in second quarter, giving Bengals 9-0 lead ... On Dec. 14 at Cleveland, had 10-yard sack of Johnny Manziel to force a punt. **2015**—Started in Games 1-16, with 11 sacks (second on team, tied for first among NFL interior linemen) ... Second on team in QB hits (19) ... Also started in Wild Card playoff ... On Oct. 4 vs. Kansas City, logged 10-yard sack of Alex Smith and a TFL on a rushing play ... On Oct. 11 vs. Seattle, sacked Russell Wilson at the scrimmage line on third down in fourth quarter, forcing a punt, and Bengals then drove for tying FG that sent game into overtime ... His two tackles Nov. 1 at Pittsburgh included one for a loss on a running play and an eight-yard sack of Ben Roethlisberger on the Steelers' final possession ... On Nov. 5 vs. Cleveland, logged four tackles, including one for loss on a running play, and an eight-yard sack of Johnny Manziel in fourth quarter ... Season-high two sacks Dec. 20 at San Francisco, both against Blaine Gabbert and also had a four-yard tackle-for-loss against RB Shaun Draughn ... His three tackles in Wild Card playoff Jan. 9 vs. Pittsburgh included a five-yard sack of Ben Roethlisberger.

College: Played four seasons (2006-09) at Georgia ... Named team's defensive MVP as a senior ... Played in team's last 45 games of his career ... Totaled 50 games and 23 starts ... Helped Bulldogs post 38-14 record, including 4-0 in bowl games ... Totaled 120 tackles, with 11 sacks.

Personal: Hometown is Pembroke Pines, Fla. ... Attended St. Thomas Aquinas High School, where he was named Florida Class 5-A Defensive Player of the Year as a senior ... His father, Gene Atkins, had a 10-year NFL career at S with New Orleans and Miami ... Was a housing major at Georgia ... Enjoys traveling and movies ... First name is pronounced "JEE-no."

GENO ATKINS' STATISTICS

| | | | DEFENSE | | | | | | | INTERCEPTIONS | | | | | SCORING | | | | |
|--------|------------|--------|---------|-----|-----|----------|----|----|--------|---------------|-----|-----|----|----|---------|----------|---------|---|-----|
| YEAR | TEAM | G-S | ST | AT | TT | SKS-YDS | PD | FF | FR-YDS | NO | YDS | AVG | LG | TD | TD | TD-IntRt | TD-FRRt | S | PTS |
| 2010 | Cincinnati | 16-1 | 12 | 8 | 20 | 3-11 | 1 | 0 | 0-0 | — | — | — | — | — | 0 | 0 | 0 | 0 | 0 |
| 2011 | Cincinnati | 16-15 | 41 | 27 | 68 | 7.5-37.5 | 2 | 2 | 2-19 | — | — | — | — | — | 1 | 0 | 1 | 0 | 6 |
| 2012 | Cincinnati | 16-16 | 51 | 17 | 68 | 12.5-90 | 2 | 4 | 0-0 | — | — | — | — | — | 0 | 0 | 0 | 0 | 0 |
| 2013 | Cincinnati | 9-9 | 15 | 14 | 29 | 6-52.5 | 0 | 0 | 0-0 | — | — | — | — | — | 0 | 0 | 0 | 0 | 0 |
| 2014 | Cincinnati | 16-16 | 20 | 14 | 34 | 3-23.5 | 1 | 1 | 0-0 | — | — | — | — | — | 0 | 0 | 0 | 1 | 2 |
| 2015 | Cincinnati | 16-16 | 31 | 11 | 42 | 11-86 | 0 | 1 | 0-0 | — | — | — | — | — | 0 | 0 | 0 | 0 | 0 |
| 2016 | Cincinnati | 16-16 | 21 | 11 | 32 | 9-63 | 0 | 0 | 0-0 | — | — | — | — | — | 0 | 0 | 0 | 0 | 0 |
| CAREER | | 105-89 | 191 | 102 | 293 | 52-363.5 | 6 | 8 | 2-19 | — | — | — | — | — | 1 | 0 | 1 | 1 | 8 |

POSTSEASON

| YEAR | TEAM | G-S | DEFENSE | | | | | | | INTERCEPTIONS | | | | | | SCORING | | | | |
|--------|------------|-----|---------------|----|----|---------|----|----|--------|---------------|-----|-----|----|----|--|---------------|----------|---------|---|-----|
| | | | ST | AT | TT | SKS-YDS | PD | FF | FR-YDS | NO | YDS | AVG | LG | TD | | TD | TD-IntRt | TD-FRRt | S | PTS |
| 2011 | Cincinnati | 1-1 | 4 | 1 | 5 | 1-0 | 0 | 0 | 0-0 | — | — | — | — | — | | — | — | — | — | — |
| 2012 | Cincinnati | 1-1 | 0 | 2 | 2 | 0-0 | 0 | 0 | 0-0 | — | — | — | — | — | | — | — | — | — | — |
| 2013 | Cincinnati | 0-0 | DID NOT PLAY* | | | | | | | DID NOT PLAY* | | | | | | DID NOT PLAY* | | | | |
| 2014 | Cincinnati | 1-1 | 2 | 1 | 3 | 0.5-4 | 0 | 0 | 0-0 | — | — | — | — | — | | — | — | — | — | — |
| 2015 | Cincinnati | 1-1 | 3 | 0 | 3 | 1-5 | 0 | 0 | 0-0 | — | — | — | — | — | | — | — | — | — | — |
| CAREER | | 4-4 | 9 | 4 | 13 | 2.5-9 | 0 | 0 | 0-0 | — | — | — | — | — | | — | — | — | — | — |

* NOTE: Atkins was on the Reserve/Injured list for one postseason with Cincinnati in 2013.

2016 GAME-BY-GAME

| DATE | OPPONENT | DEFENSE | | | | | | | | | INTERCEPTIONS | | | | | |
|--------|----------------|---------|----|----|----------|---------|----|----|--------|--|---------------|-----|-----|----|----|---|
| | | ST | AT | TT | SKS-YDS | INT-YDS | PD | FF | FR-YDS | | NO | YDS | AVG | LG | TD | |
| 9-11 | at N.Y. Jets | 3 | 1 | 4 | 1-1 | 0-0 | 0 | 0 | 0-0 | | — | — | — | — | — | — |
| 9-18 | at Pittsburgh | 1 | 2 | 3 | 0-0 | 0-0 | 0 | 0 | 0-0 | | — | — | — | — | — | — |
| 9-25 | DENVER | 1 | 1 | 2 | 0-0 | 0-0 | 0 | 0 | 0-0 | | — | — | — | — | — | — |
| 9-29 | MIAMI | 1 | 1 | 2 | 1.5-10.5 | 0-0 | 0 | 0 | 0-0 | | — | — | — | — | — | — |
| 10-9 | at Dallas | 0 | 0 | 0 | 0-0 | 0-0 | 0 | 0 | 0-0 | | — | — | — | — | — | — |
| 10-16 | at New England | 2 | 1 | 3 | 0-0 | 0-0 | 0 | 0 | 0-0 | | — | — | — | — | — | — |
| 10-23 | CLEVELAND | 0 | 0 | 0 | 0-0 | 0-0 | 0 | 0 | 0-0 | | — | — | — | — | — | — |
| 10-30 | WASHINGTON | 2 | 0 | 2 | 1-12 | 0-0 | 0 | 0 | 0-0 | | — | — | — | — | — | — |
| 11-6 | — BYE — | | | | | | | | | | | | | | | |
| 11-14 | at N.Y. Giants | 2 | 0 | 2 | 1-11 | 0-0 | 0 | 0 | 0-0 | | — | — | — | — | — | — |
| 11-20 | BUFFALO | 1 | 0 | 1 | 0-0 | 0-0 | 0 | 0 | 0-0 | | — | — | — | — | — | — |
| 11-27 | at Baltimore | 0 | 0 | 0 | 0-0 | 0-0 | 0 | 0 | 0-0 | | — | — | — | — | — | — |
| 12-4 | PHILADELPHIA | 0 | 1 | 1 | 0-0 | 0-0 | 0 | 0 | 0-0 | | — | — | — | — | — | — |
| 12-11 | at Cleveland | 4 | 1 | 5 | 2-19 | 0-0 | 0 | 0 | 0-0 | | — | — | — | — | — | — |
| 12-18 | PITTSBURGH | 1 | 2 | 3 | 1-1 | 0-0 | 0 | 0 | 0-0 | | — | — | — | — | — | — |
| 12-24 | at Houston | 3 | 0 | 3 | 1-7 | 0-0 | 0 | 0 | 0-0 | | — | — | — | — | — | — |
| 1-1 | BALTIMORE | 0 | 1 | 1 | 0.5-1.5 | 0-0 | 0 | 0 | 0-0 | | — | — | — | — | — | — |
| TOTALS | | 21 | 11 | 32 | 9-63 | 0-0 | 0 | 0 | 0-0 | | — | — | — | — | — | — |



BELL, BRANDON

LB #52

Height: 6-1
Weight: 230
College: Penn State
Experience: Rookie in 2017

2016 games-starts: 0-0
Career games-starts: 0-0
Born: 1-9-95
Hometown: Mays Landing, N.J.
Acquired: CFA'17

A leader and tackling machine in four seasons at Penn State, Bell looks to be the latest college free agent LB to earn a spot on Bengals' roster ... Totaled 224 career tackles, including 27 for losses ... Was second on the team in 2016 with 75 tackles, despite missing four games mid-year due to injury ... Played his best in big games, logging double-digit tackles in 2016 wins over Ohio State (18) and Michigan State (18), as well as in the team's comeback win over Wisconsin (13) in the Big Ten Championship.


Career transactions: Signed with Cincinnati as college free agent on 5-5-17.

College highlights: Played in 42 games, with 32 starts ... Totaled 224 tackles, including 27 for losses, with 11.5 sacks, four INTs, seven forced fumbles and one fumble recovery. **2016**—Honorable mention all-Big Ten (coaches and media) ... Team captain ... Started 10 games, but missed four mid-year due to injury ... Totaled 88 tackles, including two 18-tackle efforts ... Recorded 7.5 tackles for losses, including four sacks, with two INTs, three pass breakups and three forced fumbles ... After missing four games due to injury, returned to lineup in upset win vs. Ohio State and recorded 18 tackles, including first-quarter sack, and had a pass breakup ... Performance vs. Ohio State earned him Big Ten Defensive Player of the Week and Bednarik Award Player of the Week ... In win at Indiana, recorded eight tackles, including 2.5 for losses, with a fourth-quarter sack, and forced a fumble that was recovered by PSU and returned for a TD ... Tied career high with 18 tackles in win vs. Michigan State, and added one pass breakup ... His 13 tackles in Big Ten Championship Game

comeback win vs. Wisconsin tied the conference title game's record, and he also added a forced fumble and pass breakup ... In Rose Bowl vs. USC, logged a tackle and an INT, which he returned 24 yards to the three-yard line to set up a TD, before leaving game with an injury. **2015**—Started 11 games, missing two due to injury ... Totaled 65 tackles, including 12.5 for losses, with 5.5 sacks, three forced fumbles and a fumble recovery and an INT ... Seven tackles vs. Temple, including 2.5 for losses, with a sack/fumble ... Six tackles vs. Maryland, including 3.5 for losses and a sack, and forced a fumble in the fourth quarter with Maryland driving to take lead ... Five tackles vs. Michigan, including a strip/sack in which he also recovered the fumble ... Recorded game-high 11 tackles in TaxSlayer Bowl vs. Georgia. **2014**—Played in 11 games, with 10 starts ... Totaled 47 tackles, including seven for losses, with two sacks, three pass breakups and one INT. **2013**—Played in 10 games, with one start ... Totaled 24 tackles and one forced fumble, along with six special teams tackles ... Made first career start in win at Wisconsin and totaled six tackles, along with a hit on QB Joel Stave that helped force an interception.

High school: Attended Oakcrest High School in Mays Landing, N.J. (outside Atlantic City) ... Four-year letterman ... Totaled 309 career tackles at linebacker and 1000 yards rushing at RB ... Recorded 112 tackles, two sacks, four forced fumbles and an INT as a senior, en route to being named All-South Jersey First Team.

Personal: Hometown is Mays Landing, N.J. ... Communications major at Penn State.



BENWIKERE, BENE

CB #23

Height: 6-0
Weight: 195
College: San Jose State
Experience: 4th-year player

2016 games-starts: 4-4 (4-4 Car.; 0-0 Mia.)
Career games-starts: 27-14
Born: 9-3-91
Hometown: Los Angeles, Calif.
Acquired: FA'17

A fourth-year pro for 2017, Benwikere signed with Bengals as a free agent in February ... Brings 27 games of NFL experience (14 starts) for Carolina ... Has career totals of 109 tackles, two INTs, 21 PDs, two FFs, three FRs and one sack ... After release by Carolina in '16, was on Miami roster and practice squad.

Career transactions: Selected by Carolina in fifth round of 2014 NFL Draft (148th overall) ... Signed by Panthers on 5-21-14 ... Waived by Panthers on 10-7-16 ... Acquired on waivers by Miami on 10-10-16 ... Waived by Dolphins on 11-8-16 ... Signed to Dolphins practice squad on 11-10-16 ... Signed with Cincinnati as a free agent on 2-15-17.

2016 highlights: Started Games 1-4 for Carolina, totaling 10 tackles, one INT and four passes defended ... On Sept. 8 at Denver, intercepted deep Trevor Siemian pass at Panthers' 10 in third quarter ... Four tackles and a pass defended Sept. 18 vs. San Francisco ... Four tackles and two passes defended Oct. 2 at Atlanta ... Waived prior to Game 5, and acquired by Miami ... Inactive for Dolphins for Games 6-8 ... On Dolphins practice squad for remainder of season and postseason.

Previous seasons: **2014**—Played 10 games for Carolina (six starts), and started both postseason games ... Inactive Games 6-11 due to ankle injury ... Had 38 tackles, one INT, seven PDs, one FF and two FRs ... In NFL debut Sept. 7 at Tampa Bay, his FR (fumble by RB Bobby Rainey) sealed win with 1:27 left ... Snagged first pro INT Dec. 7 at New Orleans, picking off Drew Brees to set up TD ... In Wild Card vs. Arizona, helped set NFL postseason record for fewest net yards allowed (78). **2015**—Played 13 Panthers games (four starts), with 61 tackles, 10 PDs, a FF and a FR ... Missed Games 14-16 due to ankle injury ... Had sack-and-strip on Kirk Cousins Nov. 22 vs. Washington; also had the FR.

College: Played four seasons (2010-13) at San Jose State, seeing action in 47 games (30 starts) ... Finished with 14 INTs, tied for school record ... Also tied school marks for INTs in consecutive games (four) and INTs in one game (three vs. Louisiana Tech in '12, all in second half) ... Had 214 career tackles.

Personal: Hometown is Los Angeles, Calif. ... Attended Serra High School ... Sociology major at San Jose State ... First name is pronounced "ben-NAY" and last name pronounced "ben-WICK-er-ee".

BENE BENWIKERE'S STATISTICS

| YEAR | TEAM | G-S | DEFENSE | | | | | | INTERCEPTIONS | | | | | | SCORING | | | | |
|-------------|----------|-------|---------------|----|-----|---------|----|----|---------------|----|-----|-----|----|----|---------------|----------|---------|---|-----|
| | | | ST | AT | TT | SKS-YDS | PD | FF | FR-YDS | NO | YDS | AVG | LG | TD | TD | TD-IntRt | TD-FRRt | S | PTS |
| 2014 | Carolina | 10-6 | 28 | 10 | 38 | 0-0 | 7 | 1 | 2-6 | 1 | 0 | 0.0 | 0 | 0 | — | — | — | — | — |
| 2015 | Carolina | 13-4 | 52 | 9 | 61 | 1-9 | 10 | 1 | 1-0 | 0 | 0 | — | — | 0 | — | — | — | — | — |
| 2016 | Carolina | 4-4 | 9 | 1 | 10 | 0-0 | 4 | 0 | 0-0 | 1 | 1 | 1.0 | 1 | 0 | — | — | — | — | — |
| | Miami | 0-0 | DID NOT PLAY* | | | | | | DID NOT PLAY* | | | | | | DID NOT PLAY* | | | | |
| CAR. TOTALS | | 27-14 | 89 | 20 | 109 | 1-9 | 21 | 2 | 3-6 | 2 | 1 | 0.5 | 1 | 0 | — | — | — | — | — |
| MIA. TOTALS | | 0-0 | 0 | 0 | 0 | 0-0 | 0 | 0 | 0-0 | 0 | 0 | — | — | 0 | — | — | — | — | — |
| CAREER | | 27-14 | 89 | 20 | 109 | 1-9 | 21 | 2 | 3-6 | 2 | 1 | 0.5 | 1 | 0 | — | — | — | — | — |

POSTSEASON


BENE BENWIKERE'S STATISTICS

| YEAR | TEAM | G-S | DEFENSE | | | | | | INTERCEPTIONS | | | | | | SCORING | | | | |
|-------------|----------|-----|---------------|----|----|---------|----|----|---------------|----|-----|-----|----|----|---------------|----------|---------|---|-----|
| | | | ST | AT | TT | SKS-YDS | PD | FF | FR-YDS | NO | YDS | AVG | LG | TD | TD | TD-IntRt | TD-FRRt | S | PTS |
| 2014 | Carolina | 2-2 | 2 | 1 | 3 | 0-0 | 1 | 0 | 0-0 | — | — | — | — | — | — | — | — | — | — |
| 2015 | Carolina | 0-0 | DID NOT PLAY* | | | | | | DID NOT PLAY* | | | | | | DID NOT PLAY* | | | | |
| 2016 | Miami | 0-0 | DID NOT PLAY* | | | | | | DID NOT PLAY* | | | | | | DID NOT PLAY* | | | | |
| CAR. TOTALS | | 2-2 | 2 | 1 | 3 | 0-0 | 1 | 0 | 0-0 | — | — | — | — | — | — | — | — | — | — |
| MIA. TOTALS | | 0-0 | 0 | 0 | 0 | 0-0 | 0 | 0 | 0-0 | — | — | — | — | — | — | — | — | — | — |
| CAREER | | 2-2 | 2 | 1 | 3 | 0-0 | 1 | 0 | 0-0 | — | — | — | — | — | — | — | — | — | — |

* NOTE: Benwikere was on the Reserve/Injured list for three postseason games with Carolina in 2015. In 2016, he was inactive for three regular-season games and on the practice squad for eight regular-season games and one postseason game with Miami.

2016 GAME-BY-GAME

| | | DEFENSE | | | | | | | | INTERCEPTIONS | | | | |
|--------|----------------|----------------------|----|----|---------|---------|----|----|--------|----------------------|-----|-----|----|----|
| DATE | OPPONENT | ST | AT | TT | SKS-YDS | INT-YDS | PD | FF | FR-YDS | NO | YDS | AVG | LG | TD |
| | | Carolina | | | | | | | | | | | | |
| 9-8 | at Denver | 2 | 0 | 2 | 0-0 | 1-1 | 1 | 0 | 0-0 | 1 | 1 | 1-0 | 1 | 0 |
| 9-18 | SAN FRANCISCO | 3 | 1 | 4 | 0-0 | 0-0 | 1 | 0 | 0-0 | 0 | 0 | — | — | 0 |
| 9-25 | MINNESOTA | 0 | 0 | 0 | 0-0 | 0-0 | 0 | 0 | 0-0 | 0 | 0 | — | — | 0 |
| 10-2 | at Atlanta | 4 | 0 | 4 | 0-0 | 0-0 | 2 | 0 | 0-0 | 0 | 0 | — | — | 0 |
| 10-10 | TAMPA BAY | NOT WITH AN NFL TEAM | | | | | | | | NOT WITH AN NFL TEAM | | | | |
| | | Miami | | | | | | | | | | | | |
| 10-16 | PITTSBURGH | INACTIVE | | | | | | | | INACTIVE | | | | |
| 10-23 | BUFFALO | INACTIVE | | | | | | | | INACTIVE | | | | |
| 10-30 | — BYE — | | | | | | | | | | | | | |
| 11-6 | N.Y. JETS | INACTIVE | | | | | | | | INACTIVE | | | | |
| 11-13 | at San Diego | PRACTICE SQUAD | | | | | | | | PRACTICE SQUAD | | | | |
| 11-20 | at Los Angeles | PRACTICE SQUAD | | | | | | | | PRACTICE SQUAD | | | | |
| 11-27 | SAN FRANCISCO | PRACTICE SQUAD | | | | | | | | PRACTICE SQUAD | | | | |
| 12-4 | at Baltimore | PRACTICE SQUAD | | | | | | | | PRACTICE SQUAD | | | | |
| 12-11 | ARIZONA | PRACTICE SQUAD | | | | | | | | PRACTICE SQUAD | | | | |
| 12-17 | at N.Y. Jets | PRACTICE SQUAD | | | | | | | | PRACTICE SQUAD | | | | |
| 12-24 | at Buffalo | PRACTICE SQUAD | | | | | | | | PRACTICE SQUAD | | | | |
| 1-1 | NEW ENGLAND | PRACTICE SQUAD | | | | | | | | PRACTICE SQUAD | | | | |
| TOTALS | | 9 | 1 | 10 | 0-0 | 1-1 | 4 | 0 | 0-0 | 1 | 1 | 1.0 | 1 | 0 |



BERNARD, GIOVANI

HB #25

Height: 5-9
Weight: 205
College: North Carolina
Experience: 5th-year player in 2017

2016 games-starts: 10-2
Career games-starts: 55-12
Born: 11-22-91
Hometown: Boca Raton, Fla.
Acquired: D2a'13

Bernard has been a high-impact addition to offense since 2013 debut, but his 2016 season ended Nov. 20 vs. Buffalo, when he suffered a major knee injury (ACL tear) ... Through the Buffalo game, he ranked third on team in yards from scrimmage (673), just 12 yards behind second-place Jeremy Hill ... Set team record for receiving yards in a game by a RB (128) in 2015 at Arizona ... His 89-yard TD run vs. Carolina in '14 is second-longest rush in team history.

Career transactions: Selected by Cincinnati in second round of 2013 NFL Draft (37th overall) ... Signed with Bengals on 5-23-13 ... Signed contract extension with Bengals on 6-8-16.

2016 general: Played in Games 1-10 with two starts ... Placed Nov. 22 on Reserve/Injured, due to knee injury (ACL tear) suffered in Game 10 ... Rushed 91-for-337 (3.7) with two TDs and caught 39-for-336 (8.6) with one TD.

2016 game-by-game: On Sept. 18 at Pittsburgh, had career-best nine catches for 100 yards, with 25-yard TD catch, and also rushed five-for-17 ... Led team in scrimmage yards (96) Oct. 9 at Dallas, rushing nine-for-50 and catching six-for-46 ... Led from team in yards scrimmage (94) Oct. 16 at New England, rushing 15-for-49 and catching four-for-45 ... Rushed for personal season-best 80 yards, on 17 carries Oct. 23 vs. Cleveland, and caught one-for-seven ... Rushed 11-for-52 with eight-yard TD, and had 14-yard reception on Oct. 30 vs. Washington in London ... Placed Nov. 22 on Reserve/Injured list, due to knee injury suffered Nov. 20 vs. Buffalo ... Prior to suffering injury vs. Buffalo, rushed seven-for-21 and caught five-for-40 ... Also vs. Buffalo, had a major hustle play on which he ran down CB Stephon Gilmore at Bengals three after a 49-yard INT return.

Previous seasons: **2013**—Rookie's 1209 yards from scrimmage ranked second on team, behind WR A.J. Green, and his total was second-most in Bengals history by a rookie, behind only 1388 by HB Corey Dillon in 1997 ... Rushed for 4.1-yard average (170-695), and his 56 receptions (second on team) set a Bengals record for a RB, breaking James Brooks' record of 55 in 1985 ... His 514 receiving yards were third-most for any Bengals RB ... Scored eight TDs (five rushing, three receiving) ... Led team in offensive touches (226), and selected to All-Rookie team by Pro Football Weekly/Pro Football Writers Association ... On Sept. 16 vs. Pittsburgh, became first Bengals rookie to score rushing and receiving TD in same game since FB Craig Taylor in 1989 ... Had 100 scrimmage yards (72 receiving and 28 rushing) Oct. 13 at Buffalo, scoring 20-yard TD on shovel pass in second quarter and adding key 23-yard receiving gain in OT ... On Oct. 20 at Detroit, had key eight-yard reception as time was ticking down to set up game-winning FG ... On Oct. 31 at Miami, scored two TDs, including 35-yard highlight reel effort on which he appeared to be stopped for a loss but reversed field and slipped multiple tackles en route to end zone ... On Dec. 8 vs. Indianapolis, rushed for team season-high 99 yards on 12 carries (8.3) and caught four-for-49, leading team in scrimmage yards with personal season-high of 148 ... Logged 118 scrimmage yards in Wild Card playoff on 1-5-14 vs.

San Diego (12-45 rushing and 7-73 receiving). **2014**—Contributed 1029 scrimmage yards despite missing Games 8-10 due to hip and clavicle injuries ... Ranked third in scrimmage yards and second in TDs (seven) ... Tallied career-best 169 yards from scrimmage (team high for the season) Sept. 14 vs. Atlanta, rushing 27-for-90, with a four-yard TD, and catching a team-high five-for-79 ... Two one-yard TD runs Sept. 21 vs. Tennessee ... On Oct. 12 vs. Carolina, had 18 rushes for a career-high 137 yards (7.6), with an 89-yard TD, second-longest rush in Bengals history ... Logged 103 scrimmage yards Dec. 14 at Cleveland, rushing 15-for-79 (5.3), and caught three-for-24, including key 14-yard reception to Browns five on a third-down play on opening TD drive ... Led team in scrimmage yards (52) in Wild Card playoff at Indianapolis. **2015**—Played in Games 1-16, with one start, and also played in Wild Card playoff ... Finished regular season 154-for-730 rushing (4.7 average), with two TDs, and also had 49 receptions for 472 yards (9.6) ... Key performer in win Sept. 20 vs. San Diego, rushing 20-for-123 (6.2) and adding three receptions for 16 yards ... On Sept. 27 at Baltimore, his 23-yard run through traffic with a dump-off pass helped key winning TD drive ... On Oct. 11 vs. Seattle, led team in rushing (15-80) and yards from scrimmage (101), including a 13-yard run that put Cincinnati in range for the winning FG in overtime ... His 128 receiving yards Nov. 22 at Arizona set team record for a RB in a game, surpassing 119 by Brandon Bennett in 1998 at Pittsburgh ... Rushed six-for-28 (4.7) and had two catches for two yards in Wild Card playoff on 1-9-16 vs. Pittsburgh.

College: Played two seasons (2011-12) at North Carolina, after taking a redshirt year in '10 due to knee injury ... Scored 31 TDs over his two campaigns and set school record for yards-per-rush (5.9) ... Rushed for 2481 yards and added 852 more as a receiver (92 catches) ... First UNC player since Natrone Means in 1990-91 to produce back-to-back 1000-yard rushing seasons (1253 and 1228) ... Consistent performer who averaged 107.9 rushing yards and 144.9 yards from scrimmage per game ... Scored 19 TDs in his 10 games in 2012, including two on punt returns, and finished second in voting for ACC Player of the Year ... In 2011, joined Amos Lawrence (1977) as only freshman tailbacks in UNC history to earn first-team All-ACC.

Personal: Hometown is Boca Raton, Fla. ... Attended St. Thomas Aquinas High School in Fort Lauderdale, Fla., where he was rated the No. 2 RB in Florida by the Orlando Sun-Sentinel, helping guide Raiders to consecutive Class 5A state titles as a sophomore and junior, followed by a 13-1 season as a senior ... Exercise and Sport Science major at North Carolina ... Older brother, Yvenson, was an All Pac-10 tailback at Oregon State and played in CFL ... Son of Haitian immigrants who established a dry cleaning business in Boca Raton ... Has made trips to Haiti during offseasons for community work activities ... In 2011, when he made successful comeback from serious 2010 knee injury (ACL tear), he won Atlantic Coast Conference's Brian Piccolo Award, for player displaying most courage ... Has established the RunGio Foundation to benefit a school in Haiti named after his mother, Josette Liuberis ... Hobbies include watching Netflix and photography ... First name is pronounced "jee-o-VAHN-ee."

GIOVANI BERNARD'S STATISTICS

| | | | RUSHING | | | | | RECEIVING | | | | | SCORING | | | | | |
|--------|------------|-------|---------|------|-----|-----|----|-----------|------|-----|----|----|---------|------|------|-------|-------|-----|
| YEAR | TEAM | G-S | ATT | YDS | AVG | LG | TD | NO | YDS | AVG | LG | TD | TD | TD-R | TD-P | TD-Rt | 2-PtC | PTS |
| 2013 | Cincinnati | 16-0 | 170 | 695 | 4.1 | 35t | 5 | 56 | 514 | 9.2 | 41 | 3 | 8 | 5 | 3 | 0 | 0 | 48 |
| 2014 | Cincinnati | 13-9 | 168 | 680 | 4.0 | 89t | 5 | 43 | 349 | 8.1 | 46 | 2 | 7 | 5 | 2 | 0 | 0 | 42 |
| 2015 | Cincinnati | 16-1 | 154 | 730 | 4.7 | 28 | 2 | 49 | 472 | 9.6 | 45 | 0 | 2 | 2 | 0 | 0 | 0 | 12 |
| 2016 | Cincinnati | 10-2 | 91 | 337 | 3.7 | 17 | 2 | 39 | 336 | 8.6 | 32 | 1 | 3 | 2 | 1 | 0 | 0 | 18 |
| CAREER | | 55-12 | 583 | 2442 | 4.2 | 89t | 14 | 187 | 1671 | 8.9 | 46 | 6 | 20 | 14 | 6 | 0 | 0 | 120 |

| | | SPECIAL TEAMS | | | | | | | | | KICKOFF RETURNS | | | | | | PUNT RETURNS | | | | | |
|--------|------------|---------------|----|----|----|--------|----|-----|-----|----|-----------------|-----|----|----|----|----|--------------|-----|----|----|----|--|
| YEAR | TEAM | ST | AT | TT | FF | FR-YDS | BP | BFG | BXP | NO | YDS | AVG | FC | LG | TD | NO | YDS | AVG | FC | LG | TD | |
| 2015 | Cincinnati | — | — | — | — | — | — | — | — | 1 | 6 | 6.0 | 0 | 6 | 0 | — | — | — | — | — | — | |
| CAREER | | — | — | — | — | — | — | — | — | 1 | 6 | 6.0 | 0 | 6 | 0 | — | — | — | — | — | — | |


RUSHING SINGLE-GAME HIGHS: ATTEMPTS—27 (9-14-14 vs. Atlanta). YARDS—137 (10-12-14 vs. Carolina). LONG—89t (10-12-14 vs. Carolina). TOUCHDOWNS—2 (two times; most recently on 9-21-14 vs. Tennessee).

RECEIVING SINGLE-GAME HIGHS: RECEPTIONS—9 (9-18-16 at Pittsburgh). YARDS—128 (11-22-15 at Arizona). LONG—46 (9-14-14 vs. Atlanta). TOUCHDOWNS—1 (six times; most recently on 9-18-16 at Pittsburgh).

| POSTSEASON | | | | | | | | | | | | | | | | | | |
|------------|------------|-----|---------|-----|-----|----|----|-----------|-----|------|----|----|---------|------|------|-------|-------|-----|
| YEAR | TEAM | G-S | RUSHING | | | | | RECEIVING | | | | | SCORING | | | | | |
| | | | ATT | YDS | AVG | LG | TD | NO | YDS | AVG | LG | TD | TD | TD-R | TD-P | TD-Rt | 2-PtC | PTS |
| 2013 | Cincinnati | 1-0 | 12 | 45 | 3.8 | 12 | 0 | 7 | 73 | 10.4 | 17 | 0 | — | — | — | — | — | — |
| 2014 | Cincinnati | 1-0 | 3 | 6 | 2.0 | 6 | 0 | 8 | 46 | 5.8 | 13 | 0 | — | — | — | — | — | — |
| 2015 | Cincinnati | 1-0 | 6 | 28 | 4.7 | 14 | 0 | 2 | 2 | 1.0 | 4 | 0 | — | — | — | — | — | — |
| CAREER | | 3-0 | 21 | 79 | 3.8 | 14 | 0 | 17 | 121 | 7.1 | 17 | 0 | — | — | — | — | — | — |

| CAREER GAME-BY-GAME | | | | | | | | | | | | |
|---------------------|------------------|---------|-----|----------|----|----|-----------|-----|----------|----|----|--|
| | | RUSHING | | | | | RECEIVING | | | | | |
| DATE | OPPONENT | ATT | YDS | AVG | LG | TD | NO | YDS | AVG | LG | TD | |
| 2013 / CINCINNATI | | | | | | | | | | | | |
| 9-8 | at Chicago | 4 | 22 | 5.5 | 7 | 0 | 1 | 8 | 8.0 | 8 | 0 | |
| 9-16 | PITTSBURGH | 8 | 38 | 4.8 | 8 | 1 | 1 | 27 | 27.0 | 27 | 1 | |
| 9-22 | GREEN BAY | 10 | 50 | 5.0 | 17 | 1 | 4 | 49 | 12.3 | 31 | 0 | |
| 9-29 | at Cleveland | 10 | 37 | 3.7 | 6 | 0 | 6 | 38 | 6.3 | 10 | 0 | |
| 10-6 | NEW ENGLAND | 13 | 62 | 4.8 | 28 | 0 | 2 | 7 | 3.5 | 6 | 0 | |
| 10-13 | at Buffalo | 15 | 28 | 1.9 | 7 | 0 | 6 | 72 | 12.0 | 23 | 1 | |
| 10-20 | at Detroit | 7 | 27 | 3.9 | 7 | 0 | 5 | 32 | 6.4 | 8 | 0 | |
| 10-27 | N.Y. JETS | 5 | 18 | 3.6 | 5 | 0 | 1 | 9 | 9.0 | 9 | 0 | |
| 10-31 | at Miami | 9 | 79 | 8.8 | 35 | 2 | 4 | 25 | 6.3 | 10 | 0 | |
| 11-10 | at Baltimore | 14 | 58 | 4.1 | 18 | 0 | 8 | 37 | 4.6 | 18 | 1 | |
| 11-17 | CLEVELAND | 10 | 45 | 4.5 | 13 | 0 | 4 | 41 | 10.3 | 25 | 0 | |
| 11-24 | — BYE — | | | | | | | | | | | |
| 12-1 | at San Diego | 14 | 57 | 4.1 | 19 | 0 | 1 | 9 | 9.0 | 9 | 0 | |
| 12-8 | INDIANAPOLIS | 12 | 99 | 8.3 | 20 | 0 | 4 | 49 | 12.3 | 22 | 0 | |
| 12-15 | at Pittsburgh | 13 | 33 | 2.5 | 7 | 1 | 2 | 13 | 6.5 | 8 | 0 | |
| 12-22 | MINNESOTA | 13 | 20 | 1.5 | 4 | 0 | 2 | 47 | 23.5 | 41 | 0 | |
| 12-29 | BALTIMORE | 13 | 22 | 1.7 | 7 | 0 | 5 | 51 | 10.2 | 27 | 0 | |
| Postseason | | | | | | | | | | | | |
| 1-5 | SAN DIEGO | 12 | 45 | 3.8 | 12 | 0 | 7 | 73 | 10.4 | 17 | 0 | |
| 2014 / CINCINNATI | | | | | | | | | | | | |
| 9-7 | at Baltimore | 14 | 48 | 3.4 | 16 | 0 | 6 | 62 | 10.3 | 32 | 0 | |
| 9-14 | ATLANTA | 27 | 90 | 3.3 | 12 | 1 | 5 | 79 | 15.8 | 46 | 0 | |
| 9-21 | TENNESSEE | 14 | 47 | 3.4 | 12 | 2 | 1 | 7 | 7.0 | 7 | 0 | |
| 9-28 | — BYE — | | | | | | | | | | | |
| 10-5 | at New England | 13 | 62 | 4.8 | 13 | 0 | 2 | 10 | 5.0 | 7 | 0 | |
| 10-12 | CAROLINA | 18 | 137 | 7.6 | 89 | 1 | 4 | 20 | 5.0 | 11 | 0 | |
| 10-19 | at Indianapolis | 7 | 17 | 2.4 | 6 | 0 | 2 | -1 | -0.5 | 0 | 0 | |
| 10-26 | BALTIMORE | 16 | 45 | 2.8 | 8 | 1 | 2 | 2 | 1.0 | 2 | 0 | |
| 11-2 | JACKSONVILLE | | | INACTIVE | | | | | INACTIVE | | | |
| 11-6 | CLEVELAND | | | INACTIVE | | | | | INACTIVE | | | |
| 11-16 | at New Orleans | | | INACTIVE | | | | | INACTIVE | | | |
| 11-23 | at Houston | 17 | 45 | 2.6 | 19 | 0 | 2 | 22 | 11.0 | 13 | 0 | |
| 11-30 | at Tampa Bay | 10 | 49 | 4.9 | 15 | 0 | 1 | 4 | 4.0 | 4 | 0 | |
| 12-7 | PITTSBURGH | 6 | 17 | 2.8 | 4 | 0 | 3 | 19 | 6.3 | 7 | 0 | |
| 12-14 | at Cleveland | 15 | 79 | 5.3 | 14 | 0 | 3 | 24 | 8.0 | 14 | 0 | |
| 12-22 | DENVER | 8 | 36 | 4.5 | 23 | 0 | 5 | 45 | 9.0 | 22 | 1 | |
| 12-28 | at Pittsburgh | 3 | 8 | 2.7 | 7 | 0 | 7 | 56 | 8.0 | 17 | 1 | |
| Postseason | | | | | | | | | | | | |
| 1-4 | at Indianapolis | 3 | 6 | 2.0 | 6 | 0 | 8 | 46 | 5.8 | 13 | 0 | |
| 2015 / CINCINNATI | | | | | | | | | | | | |
| 9-13 | at Oakland | 8 | 63 | 7.9 | 28 | 0 | 6 | 25 | 4.2 | 14 | 0 | |
| 9-20 | SAN DIEGO | 20 | 123 | 6.2 | 26 | 0 | 3 | 16 | 5.3 | 9 | 0 | |
| 9-27 | at Baltimore | 13 | 49 | 3.8 | 7 | 0 | 3 | 34 | 11.3 | 23 | 0 | |
| 10-4 | KANSAS CITY | 13 | 62 | 4.8 | 16 | 1 | 0 | 0 | — | — | 0 | |
| 10-11 | SEATTLE | 15 | 80 | 5.3 | 13 | 0 | 5 | 21 | 4.2 | 10 | 0 | |
| 10-18 | at Buffalo | 8 | 50 | 6.3 | 17 | 1 | 1 | 23 | 23.0 | 23 | 0 | |
| 10-25 | — BYE — | | | | | | | | | | | |
| 11-1 | at Pittsburgh | 1 | 12 | 12.0 | 12 | 0 | 2 | 22 | 11.0 | 23 | 0 | |
| 11-5 | CLEVELAND | 13 | 72 | 5.5 | 13 | 0 | 1 | 14 | 14.0 | 14 | 0 | |
| 11-16 | HOUSTON | 8 | 36 | 4.5 | 9 | 0 | 5 | 43 | 8.6 | 15 | 0 | |
| 11-22 | at Arizona | 6 | 18 | 3.0 | 10 | 0 | 8 | 128 | 16.0 | 41 | 0 | |
| 11-29 | ST. LOUIS | 10 | 16 | 1.6 | 3 | 0 | 2 | 51 | 25.5 | 45 | 0 | |
| 12-6 | at Cleveland | 5 | 26 | 5.2 | 9 | 0 | 1 | 9 | 9.0 | 9 | 0 | |
| 12-13 | PITTSBURGH | 6 | 40 | 6.7 | 18 | 0 | 3 | 27 | 9.0 | 11 | 0 | |
| 12-20 | at San Francisco | 14 | 33 | 2.4 | 6 | 0 | 4 | 18 | 4.5 | 14 | 0 | |
| 12-28 | at Denver | 8 | 14 | 1.8 | 5 | 0 | 4 | 29 | 7.3 | 9 | 0 | |
| 1-3 | BALTIMORE | 6 | 36 | 6.0 | 13 | 0 | 1 | 12 | 12.0 | 12 | 0 | |
| Postseason | | | | | | | | | | | | |
| 1-9 | PITTSBURGH | 6 | 28 | 4.7 | 14 | 0 | 2 | 2 | 1.0 | 4 | 0 | |

| | | RUSHING | | | | | RECEIVING | | | | |
|-------------------|----------------|---------|-------------------|-----|----|----|-----------|-------------------|------|----|----|
| DATE | OPPONENT | ATT | YDS | AVG | LG | TD | NO | YDS | AVG | LG | TD |
| 2016 / CINCINNATI | | | | | | | | | | | |
| 9-11 | at N.Y. Jets | 5 | 25 | 5.0 | 11 | 0 | 2 | 5 | 2.5 | 4 | 0 |
| 9-18 | at Pittsburgh | 5 | 17 | 3.4 | 10 | 0 | 9 | 100 | 11.1 | 25 | 1 |
| 9-25 | DENVER | 5 | 8 | 1.6 | 4 | 0 | 5 | 36 | 7.2 | 10 | 0 |
| 9-29 | MIAMI | 10 | 18 | 1.8 | 7 | 0 | 3 | 24 | 8.0 | 13 | 0 |
| 10-9 | at Dallas | 9 | 50 | 5.6 | 14 | 0 | 6 | 46 | 7.7 | 11 | 0 |
| 10-16 | at New England | 15 | 49 | 3.3 | 11 | 0 | 4 | 45 | 11.3 | 32 | 0 |
| 10-23 | CLEVELAND | 17 | 80 | 4.7 | 17 | 1 | 1 | 7 | 7.0 | 7 | 0 |
| 10-30 | WASHINGTON | 11 | 52 | 4.7 | 12 | 1 | 1 | 14 | 14.0 | 14 | 0 |
| 11-6 | — BYE — | | | | | | | | | | |
| 11-14 | at N.Y. Giants | 7 | 17 | 2.4 | 7 | 0 | 3 | 19 | 6.3 | 10 | 0 |
| 11-20 | BUFFALO | 7 | 21 | 3.0 | 9 | 0 | 5 | 40 | 8.0 | 12 | 0 |
| 11-27 | at Baltimore | | RESERVE / INJURED | | | | | RESERVE / INJURED | | | |
| 12-4 | PHILADELPHIA | | RESERVE / INJURED | | | | | RESERVE / INJURED | | | |
| 12-11 | at Cleveland | | RESERVE / INJURED | | | | | RESERVE / INJURED | | | |
| 12-18 | PITTSBURGH | | RESERVE / INJURED | | | | | RESERVE / INJURED | | | |
| 12-24 | at Houston | | RESERVE / INJURED | | | | | RESERVE / INJURED | | | |
| 1-1 | BALTIMORE | | RESERVE / INJURED | | | | | RESERVE / INJURED | | | |



BILLINGS, ANDREW

DT #75

Height: 6-1
Weight: 325
College: Baylor
Experience: 2nd-year player in 2017

2016 games-starts: 0-0
Career games-starts: 0-0
Born: 3-6-95
Hometown: Waco, Texas
Acquired: D4'16

Second-year player brought high buzz for fourth-round draft pick in 2016, but was sidelined for entire season with knee injury (meniscus tear) suffered in practice prior to preseason opener ... Dubbed as "College Football's Strongest Player" by NFL.com in early '16, he was rated among analysts as potential steal for Bengals, widely touted as best prospect not selected until Day 3 of NFL Draft ... Mainstay for program that went 32-7 during his three seasons, he was Associated Press first-team All-American in 2015 ... Also Co-Big 12 Defensive Player of the Year and conference Defensive Lineman of the Year.

Career transactions: Selected by Cincinnati in fourth round of 2016 NFL Draft (122nd overall) ... Signed with Bengals on 5-25-16.

2016 recap: Suffered season-ending knee injury (meniscus tear) in practice on Aug. 10; placed on Reserve/Injured list on Aug. 30.

College: Played three seasons (2013-15) at Baylor, playing 36 games, and 25 of his 27 starts came over his last two seasons ... Did not play a position


conductive to high tackling numbers, but 30 of his career 106 stops were for losses ... Started 12 games in '15 for 10-3 club that ended season with victory over North Carolina in Russell Athletic Bowl ... Fifteen of his 40 tackles in '15 were for losses, and he had career-best 5.5 sacks, earning unanimous first-team All-Big 12 selection ... Started 13 games in '14 for 11-2 team that won Big 12 championship ... Consensus first-team all-conference in his first year as a starter ... Made debut as a true freshman in '13 or 11-2 team, playing in 11 games (two starts) ... Six tackles in his first college start, a victory over Texas that clinched Big 12 championship and secured Baylor's first BCS bowl berth.

Personal: Hometown is Waco, Texas ... Communications major at Baylor ... Father played college baseball and mother ran college track ... Attended Waco (Texas) High School, where he earned Class 4A all-state honors as a senior ... Coaches credited him with 266 "pancake" hits on opposing players over his final two seasons ... Following his senior season, was ranked the No. 12 defensive line prospect in the nation by Rivals.com and Scout.com.

ANDREW BILLINGS' STATISTICS

| | | | DEFENSE | | | | | | | INTERCEPTIONS | | | | | SCORING | | | | |
|--------|------------|-----|---------------|----|----|---------|----|----|--------|---------------|-----|-----|----|----|---------------|----------|---------|---|-----|
| YEAR | TEAM | G-S | ST | AT | TT | SKS-YDS | PD | FF | FR-YDS | NO | YDS | AVG | LG | TD | TD | TD-IntRt | TD-FRRt | S | PTS |
| 2016 | Cincinnati | 0-0 | DID NOT PLAY* | | | | | | | DID NOT PLAY* | | | | | DID NOT PLAY* | | | | |
| CAREER | | 0-0 | 0 | 0 | 0 | 0-0 | 0 | 0 | 0-0 | — | — | — | — | — | — | — | — | — | — |

* NOTE: Billings was on the Reserve/Injured list for 16 regular-season games with Cincinnati in 2016.



BODINE, RUSSELL

C #61

Height: 6-3
Weight: 308
College: North Carolina
Experience: 4th-year player in 2017

2016 games-starts: 16-16
Career games-starts: 48-48
Born: 6-30-92
Hometown: Scottsville, Va.
Acquired: D4'14

Bodine has started every game of his three-season Bengals career ... Only third player in team history obtained by trading up in draft (Bengals went up 12 spots in Round 4 in '14) ... Among Bengals rookie offensive linemen not drafted in first round, he became in '14 the first since G Eric Steinbach in '03 to start entire season.

Career transactions: Selected by Cincinnati in fourth round of 2014 NFL Draft (111th overall) ... Signed with Bengals on 5-23-14.

2016 highlights: Started at C in Games 1-16 ... Aided Andy Dalton passing totals of 366 yards on Sept. 11 at N.Y. Jets and Sept. 18 at Pittsburgh ... Blocked for rushing attack that totaled 143 net yards on Sept. 25 vs. Denver ... Helped offense control possession for 38:02 on Sept. 29 vs. Miami ... On Oct. 23 vs. Cleveland, part of Bengals' highest net offense (559) since 1990, with a 300-yard passer (Dalton, 308), 100-yard receiver (A.J. Green, 169) and 100-yard rusher (Jeremy Hill, 168) ... On Oct. 30 vs. Washington, helped offense generate 415 total net yards and a tied-for-franchise-record 35 first downs ... On Dec. 4 vs. Philadelphia, helped Andy Dalton stay sack-free as offense generated 412 yards ... Helped pave way for 213 rushing yards on Dec. 11 at Cleveland ... On Jan. 1 vs. Baltimore, supported first 100-yard rushing game for HB Rex Burkhead (27-119).

Previous seasons: **2014**—Bengals selected Bodine with the 111th selection in draft, trading Nos. 123 and 199 to Seattle to move up 12 spots in the fourth round ... Started every game, including Wild Card playoff ... Helped Bengals rank third in the NFL in fewest sacks allowed (23), third in least sack yardage allowed (130) and sixth in rushing yards (134.2 per game) ... Part of protection that allowed no sacks through Games 1-3 for first time in franchise history ... Helped power the way for three one-yard TD runs in goal line situations on Oct. 26 vs. Baltimore, including game winning TD by Andy Dalton on fourth-and-one play late in fourth quarter ... On Nov. 16 at New Orleans, supported Dalton passer rating of 143.9 (career-best to that point), and helped pave way for 186 rushing yards ... Helped power offense to 244 rushing yards on Dec. 14 at Cleveland, highest rushing yardage total for Bengals since Nov. 28, 2004 vs. Cleveland (253 yards) ... Had key block on Jeremy Hill 16-yard TD run at Cleveland ... In playoff-clinching win Dec. 22 vs. Denver, supported protection which allowed no sacks, and helped power offense to 207 rushing yards, marking first time Bengals had rushed for 200 yards in consecutive games since Weeks 10-12 of 2003, when they did it in three consecutive games. **2015**—Starter at C in Games 1-16 and in Wild Card playoff ... Supported a second straight sack-free game Sept. 20 vs. San Diego, with 175-yard rushing output ...

On Oct. 4 vs. Kansas City, helped offense allow no sacks as Bengals posted first game in franchise history with more than 300 net passing yards (321) and four rushing TDs ... In 27-24 OT win Oct. 11 vs. Seattle, helped lead rally from 24-7 fourth-quarter deficit as Bengals became first team since Week 15 of 2010 to win after trailing by 17 or more in final period ... Supported season-high Andy Dalton passer rating (146.8) on Dec. 6 at Cleveland, with only one sack allowed ... On Dec. 20 at San Francisco, supported 115.6 passer rating for AJ McCarron in QB's NFL starting debut ... Helped Bengals rush for 145 yards (5.4 per carry) in Jan. 3 win over Baltimore.

College: Played three seasons (2011-13) at North Carolina, with redshirt year in 2010 ... Entered NFL draft following his junior season ... Played 34 games with 27 starts ... Started at C his last two seasons after primarily playing guard as a freshman ... Credited by coaches with 23 TD-resulting blocks ... Started all 13 games at C in 2013 as a junior and earned All-Atlantic Coast conference honorable mention from league coaches ... A sophomore starter in 2012, helped Tar Heels to 8-4 season and school records for points (487) and points per game (40.8) ... The 2012 team ranked second in ACC in offense (5827), a 485.6-yard average per game.

Personal: Hometown is Scottsville, Va. ... Attended Fork Union (Va.) Military Academy, where he played G, C and DT ... Twice named all-state in the highest of the three private-school divisions ... Also lettered in prep track, and won indoor state shot put championship as a senior with a throw of 49 feet, 3.25 inches ... Majored at North Carolina in Communication Studies ... Last name is pronounced "BO-dine."

RUSSELL BODINE'S STATISTICS

GAMES-STARTS

| YEAR | TEAM | GAMES | STARTS |
|--------|-----------------|-------|--------|
| 2014 | Cincinnati..... | 16 | 16 |
| 2015 | Cincinnati..... | 16 | 16 |
| 2016 | Cincinnati..... | 16 | 16 |
| CAREER | | 48 | 48 |

POSTSEASON

GAMES-STARTS

| YEAR | TEAM | GAMES | STARTS |
|--------|-----------------|-------|--------|
| 2014 | Cincinnati..... | 1 | 1 |
| 2015 | Cincinnati..... | 1 | 1 |
| CAREER | | 2 | 2 |



BOLING, CLINT

G #65

Height: 6-5
Weight: 305
College: Georgia
Experience: 7th-year player in 2017

2016 games-starts: 14-14
Career games-starts: 79-77
Born: 5-9-89
Hometown: Alpharetta, Ga.
Acquired: D4'11

Versatile pro played his fifth season as a Bengals starter in '16, but battled a shoulder injury through much of the campaign and missed the last two games ... Despite the injury, missed only 14 offensive snaps in his 14 games played ... Has made starts at OT in past line shuffles to adjust to injuries.

Career transactions: Selected by Cincinnati in fourth round of 2011 NFL Draft (101st overall) ... Signed with Bengals on 7-29-11 ... Re-signed with Bengals as unrestricted free agent on 3-11-15.

2016 general: Started at LG in Games 1-14 ... Inactive for Game 15, due to cumulative effects of shoulder injury first sustained in Game 4, Sept. 29 vs. Miami ... Placed on Reserve/Injured list prior to Game 16, due to the shoulder injury.

2016 game-by-game: Aided Andy Dalton passing totals of 366 yards on Sept. 11 at N.Y. Jets and on Sept. 18 at Pittsburgh ... Blocked for rushing attack that totaled 143 net yards on Sept. 25 vs. Denver ... Helped offense control possession for 38:02 on Sept. 29 vs. Miami ... On Oct. 23 vs. Cleveland, part of Bengals' highest net offense (559) since 1990, with a 300-yard passer (Dalton, 308), a 100-yard receiver (A.J. Green, 169) and a 100-yard rusher (Jeremy Hill, 168) ... On Oct. 30 vs. Washington, helped offense generate 415 total net yards and a tied-for-franchise-record 35 first downs ... On Dec. 4 vs. Philadelphia, helped Dalton stay sack-free as offense generated 412 yards ... Helped pave way for 213 rushing yards on Dec. 11 at Cleveland.

Previous seasons: **2011**—Rookie started Games 1-3 at RG in place of suspended Bobbie Williams ... In reserve role for Games 4 and 16 ... Inactive for the other 11 games and for Wild Card playoff ... In season opener Sept. 11 at Cleveland, aided Cedric Benson's 121-yard rushing effort. **2012**—Started at LG in all 16 games, and also started Wild Card playoff at Houston ... Helped HB BenJarvus Green-Ellis rank first in NFL in third-and-one rushing conversions (14) ... Helped Green-Ellis rush for at least 100 yards four times in five-game stretch (Games 10-12 and 14), with 168.2 team average in that span ... Supported season-best 221 rushing yards with 6.5 average Nov. 25 vs. Oakland. **2013**—Started at LG in Games 1-12 ... Placed Dec. 3 on Reserve/Injured list, following knee injury suffered in Game 12, Dec. 1 at San Diego ... Contributed to Bengals '13 NFL rankings of 10th in net offense and tied for sixth in scoring ... On Oct. 13 at Buffalo, contributed to season-high in total net yards (483), including season-high 165 rushing. **2014**—Started at LG in Games 1-12 and 15-16, and in Wild Card playoff ... Started at ROT in Games 13-14, replacing injured Andre Smith ... Opened season as starting LG after quicker-than-expected recovery from December '13 knee injury ... Was key in Bengals ranking third in NFL in fewest sacks allowed (23), third in least sack yardage allowed (130) and sixth in rushing yards (134.2 per game) ... Averted offensive turnovers with pair of fumble recoveries ... Part of protection that allowed no sacks in Games 1-3 for first time in franchise history ... Helped power the way for three one-yard TD runs in goal line situations on Oct. 26 vs. Baltimore, including game winning TD by Andy Dalton on fourth-and-one play late in the fourth quarter ... On Nov. 16 at New Orleans, supported Dalton passer rating of 143.9 (career-best to that point), and helped pave way for 186 rushing yards ... Also at at New Orleans, had a key block on 62-yard Jeremy Hill rush ... Started at ROT and played some LG on

Dec. 14 at Cleveland, while helping power offense to 244 rushing yards, and recovered a Jeremy Hill fumble at Bengals 28 in fourth quarter. **2015**—Started at LG in Games 1-16 and in Wild Card playoff ... On Oct. 4 vs. Kansas City, helped allow no sacks as Bengals posted first game in franchise history with more than 300 net passing yards (321) and four rushing TDs ... In 27-24 OT win Oct. 11 vs. Seattle, helped lead rally from 24-7 fourth-quarter deficit as Bengals became first team since Week 15 of 2010 to win after trailing by 17 or more in final period ... Supported season-high Andy Dalton passer rating (146.8) on Dec. 6 at Cleveland, with only one sack allowed ... On Dec. 20 at San Francisco, supported 115.6 passer rating for AJ McCarron in QB's NFL starting debut ... Helped Bengals rush for 145 yards (5.4 per carry) in Jan. 3 win over Baltimore ... In Wild Card playoff on 1-9-16 vs. Pittsburgh, with the game still scoreless in second quarter, recovered an AJ McCarron fumble at Cincinnati 17.

College: Played four seasons (2007-10) at Georgia ... Capped career by earning 2010 first-team All-America honors from Pro Football Weekly ... Played every line position except center while seeing action in 51 games with 49 starts ... Departed with second-most starts for a non-kicker in school history, trailing only QB David Greene (52) ... Started 19 games at LOT, 19 at RG and 11 at ROT ... Voted to Georgia's 2001-10 Team of the Decade ... In his first three seasons, Bulldogs posted three bowl wins (Sugar, Capital One and Independence, in that order).

Personal: Hometown is Alpharetta, Ga. ... Attended Chattahoochee (Ga.) High, earning Class 5A All-State honors from the Atlanta Journal-Constitution and the Georgia Sports Writers Association as a senior in 2006 ... Also started for prep basketball team ... Earned degree from Georgia in insurance risk management ... In high school, named school's Academic Athlete of the Year in 2004 and '05 ... Married (wife Kelly) ... Favorite hobby is golf.

CLINT BOLING'S STATISTICS

GAMES-STARTS

| YEAR | TEAM | GAMES | STARTS |
|--------|-----------------|-------|--------|
| 2011 | Cincinnati..... | 5 | 3 |
| 2012 | Cincinnati..... | 16 | 16 |
| 2013 | Cincinnati..... | 12 | 12 |
| 2014 | Cincinnati..... | 16 | 16 |
| 2015 | Cincinnati..... | 16 | 16 |
| 2016 | Cincinnati..... | 14 | 14 |
| CAREER | | 79 | 77 |

POSTSEASON

GAMES-STARTS

| YEAR | TEAM | GAMES | STARTS |
|--------|-----------------|---------------|--------|
| 2011 | Cincinnati..... | *DID NOT PLAY | |
| 2012 | Cincinnati..... | 1 | 1 |
| 2013 | Cincinnati..... | *DID NOT PLAY | |
| 2014 | Cincinnati..... | 1 | 1 |
| 2015 | Cincinnati..... | 1 | 1 |
| CAREER | | 3 | 3 |

* NOTE: Boling was active/DNP for one postseason game with Cincinnati in 2011. He was on the Reserve/Injured list for one postseason game with Cincinnati in 2013.



BOYD, TYLER

WR #83

Height: 6-2
Weight: 197
College: Pittsburgh
Experience: 2nd-year player in 2017

2016 games-starts: 16-2
Career games-starts: 16-2
Born: 11-15-94
Hometown: Clairton, Pa.
Acquired: D2'16

Second-year player opened 2016 season with productive play in No. 3 WR spot, and saw his targets increase as A.J. Green missed last seven games due to hamstring injury ... Led NFL rookies in third-down receptions (22), and tied for lead among rookies in third-down catches for first downs (16) ... Was youngest player on Bengals roster during the season (turned 22 on Nov. 15) ... In just three seasons at Pitt, established himself as school's career leader in receptions (254) and receiving yards (3361), and his 5243 all-purpose total stands second in program history, behind only the legendary Tony Dorsett.

Career transactions: Selected by Cincinnati in second round of 2016 NFL Draft (55th overall) ... Signed with Bengals on 5-16-16.

2016 general: Played in Games 1-16, with 54 receptions for 603 yards (11.2), with one TD ... His 22 third-down receptions outpaced Sterling Shepard of Giants (21) for most among NFL rookies ... Tied Shepard with his 16 third-down catches for first downs ... Averaged 14.5 yards on four rushes (58 yards total).

2016 game-by-game: In NFL debut Sept. 11 at N.Y. Jets, caught two-for-24 and also drew a 25-yard pass interference penalty against Jets ... On Sept. 18 at Pittsburgh, led all WRs in catches (six) and receiving yards (78), but was ruled to have made a crucial lost fumble on disputed play in fourth quarter ... On Oct. 16 at New England, had team's second-most receiving yards (79), on four catches, including a personal season-long of 30 yards ... Caught five-for-38 on Oct. 30 vs. Washington in London, with three of his catches producing first downs ... Saw increased action Nov. 20 vs. Buffalo, following injury to A.J. Green, and led team in receptions (six) and receiving yards (54), with his first NFL TD on a one-yard catch on a third-down play ... Caught five-for-62

on Nov. 27 at Baltimore, leading WRs in yards, with three catches converting third downs ... Caught four-for-66 on Dec. 4 vs. Philadelphia, with three third-down catches ... Led team in receptions (six) and receiving yards (49) on Dec. 11 at Cleveland, with three third-down catches for first downs ... Caught two-for-25 on Dec. 24 at Houston ... Caught two-for-39 on Jan. 1 vs. Baltimore.

More college highlights: Played three seasons (2013-15) at Pittsburgh, with 33 starts among his 38 games played ... Scored 23 TDs, including one rushing and one on a punt return ... Named first-team All-Atlantic Coast Conference by coaches and media in each of his last two seasons ... A true triple threat during his Pitt career, he in 2015 became the first NCAA player in eight years to log 20 or more yards each in receiving, rushing and passing in consecutive games ... Caught 91-for-926 (10.2) with six TDs in '15, and was team's second-leading rusher, at 40-for-349 (8.7) ... Capped his freshman 2013 season year in grand style in Little Caesar's Bowl win over Bowling Green, catching eight-for-173 (career yardage high, Pitt bowl record) and adding a 54-yard punt return for a TD.

Personal: Hometown is Clairton, Pa. ... Communications major at Pittsburgh ... Was one of Pennsylvania's most highly recruited players after a prolific career at perennial Class A power Clairton High, just outside Pittsburgh ... Playing multiple roles (RB, WR, QB, DB and PR), he set a career record for TDs (117) in the 10-county Western Pennsylvania Interscholastic Athletic League (WPIAL) ... Rushed for 2584 yards and 43 TDs as a senior ... Team went 63-1 in his career, including 48-0 in his three years as a starter ... Also lettered in basketball ... Has a daughter (Taylen).

TYLER BOYD'S STATISTICS

| | | | RECEIVING | | | | | RUSHING | | | | | SCORING | | | | | |
|--|------------|------|-----------|-----|------|----|----|---------|-----|------|----|----|---------|------|------|-------|-------|-----|
| YEAR | TEAM | G-S | NO | YDS | AVG | LG | TD | ATT | YDS | AVG | LG | TD | TD | TD-R | TD-P | TD-Rt | 2-PtC | PTS |
| 2016 | Cincinnati | 16-2 | 54 | 603 | 11.2 | 30 | 1 | 4 | 58 | 14.5 | 39 | 0 | 1 | 0 | 1 | 0 | 0 | 6 |
| CAREER | | 16-2 | 54 | 603 | 11.2 | 30 | 1 | 4 | 58 | 14.5 | 39 | 0 | 1 | 0 | 1 | 0 | 0 | 6 |
| RECEIVING SINGLE-GAME HIGHS: RECEPTIONS—6 (three times; most recently on 12-11-16 at Cleveland). YARDS—79 (10-16-16 at New England). LONG—30 (10-16-16 at New England). TOUCHDOWNS—1 (11-20-16 vs. Buffalo). | | | | | | | | | | | | | | | | | | |
| RUSHING SINGLE-GAME HIGHS: ATTEMPTS—2 (12-11-16 at Cleveland). YARDS—40 (12-11-16 at Cleveland). LONG—39 (12-11-16 at Cleveland). TOUCHDOWNS—(none). | | | | | | | | | | | | | | | | | | |

2016 GAME-BY-GAME

| DATE | OPPONENT | RECEIVING | | | | | RUSHING | | | | |
|--------|----------------|-----------|-----|------|----|----|---------|-----|------|----|----|
| | | NO | YDS | AVG | LG | TD | ATT | YDS | AVG | LG | TD |
| 9-11 | at N.Y. Jets | 2 | 24 | 12.0 | 14 | 0 | 0 | 0 | — | — | 0 |
| 9-18 | at Pittsburgh | 6 | 78 | 13.0 | 29 | 0 | 0 | 0 | — | — | 0 |
| 9-25 | DENVER | 3 | 18 | 6.0 | 9 | 0 | 0 | 0 | — | — | 0 |
| 9-29 | MIAMI | 1 | 10 | 10.0 | 10 | 0 | 0 | 0 | — | — | 0 |
| 10-9 | at Dallas | 3 | 33 | 11.0 | 20 | 0 | 0 | 0 | — | — | 0 |
| 10-16 | at New England | 4 | 79 | 19.8 | 30 | 0 | 0 | 0 | — | — | 0 |
| 10-23 | CLEVELAND | 1 | 3 | 3.0 | 3 | 0 | 0 | 0 | — | — | 0 |
| 10-30 | WASHINGTON | 5 | 38 | 7.6 | 9 | 0 | 1 | 3 | 3.0 | 3 | 0 |
| 11-6 | — BYE — | | | | | | | | | | |
| 11-14 | at N.Y. Giants | 2 | 12 | 6.0 | 11 | 0 | 0 | 0 | — | — | 0 |
| 11-20 | BUFFALO | 6 | 54 | 9.0 | 13 | 1 | 0 | 0 | — | — | 0 |
| 11-27 | at Baltimore | 5 | 62 | 12.4 | 22 | 0 | 0 | 0 | — | — | 0 |
| 12-4 | PHILADELPHIA | 4 | 66 | 16.5 | 29 | 0 | 0 | 0 | — | — | 0 |
| 12-11 | at Cleveland | 6 | 49 | 8.2 | 11 | 0 | 2 | 40 | 20.0 | 39 | 0 |
| 12-18 | PITTSBURGH | 2 | 13 | 6.5 | 8 | 0 | 0 | 0 | — | — | 0 |
| 12-24 | at Houston | 2 | 25 | 12.5 | 21 | 0 | 0 | 0 | — | — | 0 |
| 1-1 | BALTIMORE | 2 | 39 | 19.5 | 26 | 0 | 1 | 15 | 15.0 | 15 | 0 |
| TOTALS | | 54 | 603 | 11.2 | 30 | 1 | 4 | 58 | 14.5 | 39 | 0 |



BROWN, CHRIS

WR #88

Height: 6-1

Weight: 195

College: Notre Dame

Experience: 2nd-year player in 2017

2016 games-starts: 0-0

Career games-starts: 0-0

Born: 12-8-93

Hometown: Hanahan, S.C.

Acquired: W(Dall.)'17

Second-year pro is in his first Bengals season in 2017 ... Acquired by Bengals on waivers from Dallas the week after Super Bowl LI ... Spent rookie season with Dallas on Reserve/Injured list, due to foot injury suffered in preseason ... Did not miss a game in four seasons at Notre Dame.

Career transactions: Signed with Dallas as a college free agent on 5-6-16 ... Waived (injured) by Cowboys on 8-18-16 ... Reverted to Cowboys (Reserve/Injured list) after clearing waivers on 8-19-16 ... Waived by Cowboys on 2-7-17 ... Acquired on waivers by Cincinnati on 2-8-17.

2016 recap: Played in Dallas' first preseason game, Aug. 13 at L.A. Rams with three catches for 19 yards, but suffered season-ending foot

injury in practice on Aug. 15 ... Spent regular season and postseason on Reserve/Injured list.

College: Played four seasons (2012-15) at Notre Dame, playing in all 52 games (32 starts) ... Had 104 career receptions for 1410 yards and six TDs ... Had 48 catches for 597 yards and four TDs while starting 11 games as senior.

Personal: Hometown is Hanahan, S.C. ... Attended Hanahan High School; ranked as state's No. 7 football prospect by 247 Sports ... Ran in Puerto Rico with U.S. Junior National Track Team after senior prep season ... African studies major at Notre Dame ... Active in community service with Cowboys, participating in United Healthcare Rookie Club and Cowboys' high school camp.


CHRIS BROWN'S STATISTICS

| YEAR | TEAM | G-S | RECEIVING | | | | | RUSHING | | | | | SCORING | | | | | |
|--------|--------|-----|---------------|-----|-----|----|----|---------------|-----|-----|----|----|---------------|------|------|-------|-------|-----|
| | | | NO | YDS | AVG | LG | TD | ATT | YDS | AVG | LG | TD | TD | TD-R | TD-P | TD-Rt | 2-PtC | PTS |
| 2016 | Dallas | 0-0 | DID NOT PLAY* | | | | | DID NOT PLAY* | | | | | DID NOT PLAY* | | | | | |
| CAREER | | 0-0 | 0 | 0 | — | — | 0 | — | — | — | — | — | — | — | — | — | — | — |

POSTSEASON

| YEAR | TEAM | G-S | RECEIVING | | | | | RUSHING | | | | | SCORING | | | | | |
|--------|--------|-----|---------------|-----|-----|----|----|---------------|-----|-----|----|----|---------------|------|------|-------|-------|-----|
| | | | NO | YDS | AVG | LG | TD | ATT | YDS | AVG | LG | TD | TD | TD-R | TD-P | TD-Rt | 2-PtC | PTS |
| 2016 | Dallas | 0-0 | DID NOT PLAY* | | | | | DID NOT PLAY* | | | | | DID NOT PLAY* | | | | | |
| CAREER | | 0-0 | 0 | 0 | — | — | 0 | — | — | — | — | — | — | — | — | — | — | — |

* NOTE: Brown was on the Reserve/Injured list for 16 regular-season games and one postseason game with Dallas in 2016.



BROWN, JONATHAN

K #7

Height: 5-10

Weight: 195

College: Louisville

Experience: 1st-year player in 2017

2015 games-starts: 0-0

Career games-starts: 0-0

Born: 12-7-92

Hometown: Clinton, Miss.

Acquired: FA'17

Brown joined Bengals in May of 2016 as an intriguing college free agent prospect, but reverted later in the month to Cincinnati's Reserve/Injured list, due to a foot injury ... Waived from Reserve/Injured at conclusion of preseason, but has been re-signed for another roster spot in 2017 ... Has primarily a soccer background and has kicked in only four college football games, on kickoffs only, but he displayed a big leg to Bengals scouts during Louisville's Pro Day in March of 2015 ... Started his college career on a soccer scholarship at Kentucky, transferred to Louisville's soccer program, and then gave up his scholarship to join the football program, where his opportunity in '15 was cut short by an injury ... Has been tutored in football by a fellow native Mississippian, former Rams K Brett Baer.

Career transactions: Signed with Cincinnati as a college free agent on 5-8-16 ... Waived (injured) by Bengals on 5-25-16 ... Reverted to Bengals (Reserve/Injured list) after clearing waivers on 5-26-16 ... Waived by Bengals (from Reserve/Injured list) on 8-30-16 ... Signed with Bengals as free agent on 1-20-17.

2016 recap: Signed with Bengals after team's rookie minicamp in May, having impressed coaches as a tryout player during the camp ... But suffered foot injury in offseason workouts on May 11 ... After being waived/injured and

subsequently reverting to Bengals' Reserve/Injured list, he was waived from R/I at conclusion of preseason, having completed rehab.

College recap: 2015—Limited by an oblique injury to one game for Louisville ... Had one kickoff for 65 yards. **2014**—Played in three games for Louisville, averaging 62.8 yards on nine kickoffs.

College soccer: 2013—Played in five games for Louisville ... Credited with three shots on goal. **2012**—Sat out the season while transferring to Louisville. **2011**—Played in 16 games for Kentucky, with four starts ... Credited with one assist and nine shots on goal.

Personal: Hometown is Clinton, Miss. ... Attended Clinton (Miss.) High School, where he was a two-time all-state soccer selection ... As a senior, scored 14 goals, including three game-winners, and had eight assists ... Earned a spot on the USA men's Under-17 national team.

NOTE ABOUT NFL EXPERIENCE: Brown did not earn an accrued year of experience toward NFL free agency in 2016 because he was not on a 53-player roster, a Reserve/Injured list or a Reserve/Physically Unable to Perform list for the required minimum of six games.

JONATHAN BROWN'S STATISTICS

| | | | SCORING | | | | | | | | | |
|--------|------------|-----|---------------|-----|-----|----|-----|----|-----|-----|-----|-----|
| YEAR | TEAM | G-S | FG | FGA | FG% | LG | BFG | XP | XPA | XP% | BXP | PTS |
| 2016 | Cincinnati | 0-0 | DID NOT PLAY* | | | | | | | | | |
| CAREER | | 0-0 | 0 | 0 | — | — | 0 | 0 | 0 | — | 0 | 0 |

* NOTE: Brown was not with an NFL team in 2016.



BROWN, RYAN

DE #76

Height: 6-6

Weight: 276

College: Mississippi State

Experience: 1st-year player in 2017

2016 games-starts: 0-0

Career games-starts: 0-0

Born: 6-10-94

Hometown: New Orleans, La.

Acquired: CFA'16

A college free agent signee in 2016, Brown played in all four preseason games and earned a spot on practice squad ... Three-year letterman and two-year starter for successful Mississippi State teams ... As an MSU senior, suffered a right foot stress fracture just after the season's midway point but continued to play, taking option to delay surgery until after the season.

Career transactions: Signed with Cincinnati as a college free agent on 5-6-16 ... Waived by Bengals on 9-3-16 ... Signed to Bengals practice squad on 9-4-16 ... Signed to Bengals roster on 1-2-17.

2016 recap: Played in all four preseason games, logging three tackles ... On practice squad for Games 1-16 ... Signed after Game 16 to 2017 offseason roster.

College: Played four seasons (2012-15) at Mississippi State ... Saw action in 45 games, with 24 of his 25 starts coming in his last two seasons ...

Totalled 106 tackles, including 7.5 sacks ... Helped lead 2015 Bulldogs to a 9-4 season, including Belk Bowl win over North Carolina State ... In 2014, played in all 13 games for 10-3 team, with 12 starts ... In 2013, played in all 13 games for team that closed year with Liberty Bowl win over Rice ... Played in seven games as true freshman for 9-4 team, and had a pass breakup in Gator Bowl win over Northwestern.

Personal: Hometown is New Orleans, La. ... Attended Archbishop Shaw High School, where he was credited with 6.5 sacks and 22 QB hurries as a senior ... Two-time member of the SEC Academic Honor Roll at Mississippi State, where his major was business administration.

NOTE ABOUT NFL EXPERIENCE: Brown did not earn an accrued year of experience toward NFL free agency in 2016 because he was not on a 53-player roster, a Reserve/Injured list or a Reserve/Physically Unable to Perform list for the required minimum of six games.

RYAN BROWN'S STATISTICS

| | | | DEFENSE | | | | | | INTERCEPTIONS | | | | | SCORING | | | | | |
|--------|------------|-----|---------------|----|----|---------|----|----|---------------|----|-----|-----|----|---------------|----|----------|---------|---|-----|
| YEAR | TEAM | G-S | ST | AT | TT | SKS-YDS | PD | FF | FR-YDS | NO | YDS | AVG | LG | TD | TD | TD-IntRt | TD-FRRt | S | PTS |
| 2016 | Cincinnati | 0-0 | DID NOT PLAY* | | | | | | DID NOT PLAY* | | | | | DID NOT PLAY* | | | | | |
| CAREER | | 0-0 | 0 | 0 | 0 | 0-0 | 0 | 0 | 0-0 | — | — | — | — | — | — | — | — | — | — |

* NOTE: Brown was on the practice squad for 16 regular-season games with Cincinnati in 2016.



BULLOCK, RANDY

K #4

Height: 5-9

Weight: 214

College: Texas A&M

Experience: 6th-year player in 2017

2016 games-starts: 5-0 (1-0 NYG; 1-0 Pitt.; 3-0 Cin.)

Career games-starts: 48-0

Born: 12-16-89

Hometown: Klein, Texas

Acquired: W(Pitt.)'16

Sixth-year pro was acquired by Bengals in 2016 on waivers from Pittsburgh, prior to Game 14 ... Has played in 48 NFL games, making 83 of 102 FG attempts (81.4 percent) and 97 of 101 PATs ... Is 28-for-30 on PATs (93.3 percent) at the 33-yard distance installed in 2015 ... Entered NFL in 2012 as a fifth-round draft choice by Houston ... Spent his rookie season on the Reserve/Injured list but kicked for the Texans in every game in 2012 and '13.

Career transactions: Selected by Houston in fifth round of 2012 NFL Draft (161st overall) ... Signed with Texans on 5-14-12 ... Waived by Texans on 9-29-15 ... Signed with N.Y. Jets as a free agent on 11-10-15 ... Signed with an unrestricted free agent with N.Y. Giants on 8-23-16 ... Contract terminated by Giants on 9-13-16 ... Signed with Pittsburgh as a free agent on 12-3-16 ... Waived by Steelers on 12-12-16 ... Acquired on waivers by Cincinnati on 12-13-16.

2016 highlights: Signed by Giants during training camp ... Kicked for Giants in season opener at Dallas (two-for-three on PATs) ... Released by Giants prior to Game 2 ... Signed by Pittsburgh as replacement for injured K Chris Boswell, and kicked for Steelers on Dec. 4 vs. Giants, going three-for-three on FGs (44, 34, 38) and making only PAT try ... Active/DNP for Steelers Dec. 11 at Buffalo, as Boswell returned to action ... Waived by Steelers, and awarded to Bengals on waivers prior to Dec. 18 vs. Pittsburgh ... For Bengals vs. Steelers, two-for-two on FGs (23, 22) and PATs ... On Dec. 24 at Houston, made 43-yard FG on last play of first half for 3-0 Bengals lead, but missed 43-yarder at final gun ... Made both FG tries (23, 24) and all three PAT tries Jan. 1 vs. Baltimore.

Previous seasons: **2012**—Spent rookie season with Houston on Reserve/Injured list, due to leg injury suffered in preseason. **2013**—Kicked in all 16 games for Houston, going 26-for-35 on FGs and 26-for-26 on PATs ... Made his NFL debut on Monday Night Football, Sept. 9 at San Diego, and his 41-yard FG with 3:53 to play provided final points in 31-28 win ... Closed season with 12 straight made FGs. **2014**—Kicked in all 16 games for Texans, going 30-for-35 on FGs and 40-for-40 on PATs ... Went four-for-five on FG tries of 50 or more yards ... Set franchise records for FGs (six) and points (19) in a game on Dec. 21 vs. Baltimore, Texans winning 25-13 ... Three-for-three on FGs Sept. 28 vs. Buffalo, including kicks of 50 and 55 yards. **2015**—Opened season with Houston, kicking in Games 1-3, going five-for-six on FGs and three-for-five on PATs ... Later signed as free agent with N.Y. Jets, kicking in Games 9-16, going 14-for-17 on FGs and 19-for-20 on PATs ... For Jets on Dec. 6 at Giants, made 31-yard FG in overtime for 23-20 win ... On Dec. 19 at Dallas, his 40-yard FG with 0:36 to play secured 19-16 win.

College: Played four seasons (2008-11) at Texas A&M, leaving with school career records for points (365), FGs (63) and PATs (176) ... His 142 point total as a senior was a school record, and he led the nation with an average of 2.33 FGs per game ... First-team All-American as a senior, and won college football's Lou Groza Award (nation's top placekicker).

Personal: Hometown is Klein, Texas ... Attended Klein High School, where he earned All-Texas and Greater Houston honors ... Earned academic All-Big 12 honors at Texas A&M ... Last name is pronounced "BULL-luck."

RANDY BULLOCK'S STATISTICS

| | | | SCORING | | | | | | | | | |
|--------------|-------------|------|---------|-----|-------|----|---------------|----|-----|-------|-----|-----|
| YEAR | TEAM | G-S | FG | FGA | FG% | LG | BFG | XP | XPA | XP% | BXP | PTS |
| 2012 | Houston | 0-0 | | | | | DID NOT PLAY* | | | | | |
| 2013 | Houston | 16-0 | 26 | 35 | 74.3 | 51 | 1 | 26 | 26 | 100.0 | 0 | 104 |
| 2014 | Houston | 16-0 | 30 | 35 | 85.7 | 55 | 2 | 40 | 40 | 100.0 | 0 | 130 |
| 2015 | Houston | 3-0 | 5 | 6 | 83.3 | 47 | 0 | 3 | 5 | 60.0 | 0 | 18 |
| 2016 | N.Y. Jets | 8-0 | 14 | 17 | 82.4 | 49 | 0 | 19 | 20 | 95.0 | 0 | 61 |
| | N.Y. Giants | 1-0 | 0 | 0 | — | — | 0 | 2 | 3 | 66.7 | 0 | 2 |
| | Pittsburgh | 1-0 | 3 | 3 | 100.0 | 44 | 0 | 1 | 1 | 100.0 | 0 | 10 |
| | Cincinnati | 3-0 | 5 | 6 | 83.3 | 43 | 0 | 6 | 6 | 100.0 | 0 | 21 |
| HOU. TOTALS | | 35-0 | 61 | 76 | 80.3 | 55 | 3 | 69 | 71 | 97.2 | 0 | 252 |
| NYJ TOTALS | | 8-0 | 14 | 17 | 82.4 | 49 | 0 | 19 | 20 | 95.0 | 0 | 61 |
| NYG TOTALS | | 1-0 | 0 | 0 | — | — | 0 | 2 | 3 | 66.7 | 0 | 2 |
| PITT. TOTALS | | 1-0 | 3 | 3 | 100.0 | 44 | 0 | 1 | 1 | 100.0 | 0 | 10 |
| CIN. TOTALS | | 3-0 | 5 | 6 | 83.3 | 43 | 0 | 6 | 6 | 100.0 | 0 | 21 |
| CAREER | | 48-0 | 83 | 102 | 81.4 | 55 | 3 | 97 | 101 | 96.0 | 0 | 346 |

| | | FIELD GOALS | | | | | | | | | | | |
|--------------|-------------|-------------|-------|-------|-------|-------|-------|-------|-------|------|------|--------|-------|
| YEAR | TEAM | 1-19 | PCT | 20-29 | PCT | 30-39 | PCT | 40-49 | PCT | 50+ | PCT | TOT | FG% |
| 2013 | Houston | 1-1 | 100.0 | 7-7 | 100.0 | 5-5 | 100.0 | 12-17 | 70.6 | 1-5 | 20.0 | 26-35 | 74.3 |
| 2014 | Houston | 0-0 | — | 6-7 | 85.7 | 13-15 | 86.7 | 7-8 | 87.5 | 4-5 | 80.0 | 30-35 | 85.7 |
| 2015 | Houston | 1-1 | 100.0 | 0-0 | — | 2-2 | 100.0 | 2-3 | 66.7 | 0-0 | — | 5-6 | 83.3 |
| 2016 | N.Y. Jets | 0-0 | — | 4-4 | 100.0 | 4-4 | 100.0 | 6-8 | 75.0 | 0-1 | 0.0 | 14-17 | 82.4 |
| | N.Y. Giants | 0-0 | — | 0-0 | — | 0-0 | — | 0-0 | — | 0-0 | — | 0-0 | — |
| | Pittsburgh | 0-0 | — | 0-0 | — | 2-2 | 100.0 | 1-1 | 100.0 | 0-0 | — | 3-3 | 100.0 |
| | Cincinnati | 0-0 | — | 4-4 | 100.0 | 0-0 | — | 1-2 | 50.0 | 0-0 | — | 5-6 | 83.3 |
| HOU. TOTALS | | 2-2 | 100.0 | 13-14 | 92.9 | 20-22 | 90.9 | 21-28 | 75.0 | 5-10 | 50.0 | 61-76 | 80.3 |
| NYJ TOTALS | | 0-0 | — | 4-4 | 100.0 | 4-4 | 100.0 | 6-8 | 75.0 | 0-1 | 0.0 | 14-17 | 82.4 |
| NYG TOTALS | | 0-0 | — | 0-0 | — | 0-0 | — | 0-0 | — | 0-0 | — | 0-0 | — |
| PITT. TOTALS | | 0-0 | — | 0-0 | — | 2-2 | 100.0 | 1-1 | 100.0 | 0-0 | — | 3-3 | 100.0 |
| CIN. TOTALS | | 0-0 | — | 4-4 | 100.0 | 0-0 | — | 1-2 | 50.0 | 0-0 | — | 5-6 | 83.3 |
| CAREER | | 2-2 | 100.0 | 21-22 | 95.5 | 26-28 | 92.9 | 29-39 | 74.4 | 5-11 | 45.5 | 83-102 | 81.4 |

| | | SPECIAL TEAMS | | | | | | | | PUNTING | | | | | | | |
|--------|------------|---------------|----|----|----|--------|----|-----|-----|---------|-----|-----|-----|----|-------|----|-----|
| YEAR | TEAM | ST | AT | TT | FF | FR-YDS | BP | BFG | BXP | NO | YDS | AVG | NET | TB | IN-20 | LG | BLK |
| 2013 | Houston | 1 | 0 | 1 | 0 | 0-0 | 0 | 0 | 0 | — | — | — | — | — | — | — | — |
| 2014 | Houston | 1 | 0 | 1 | 0 | 0-0 | 0 | 0 | 0 | — | — | — | — | — | — | — | — |
| 2016 | Cincinnati | 1 | 0 | 1 | 0 | 0-0 | 0 | 0 | 0 | — | — | — | — | — | — | — | — |
| CAREER | | 3 | 0 | 3 | 0 | 0-0 | 0 | 0 | 0 | — | — | — | — | — | — | — | — |


FIELD GOAL SINGLE-GAME HIGHS: MADE—6 (for Houston; 12-21-14 vs. Jacksonville). ATTEMPTS—6 (for Houston; 12-21-14 vs. Jacksonville). MISSED—3 (two times; most recently for Houston on 11-3-13 vs. Indianapolis). LONG—55 (for Houston; 9-28-14 vs. Buffalo).

EXTRA POINT SINGLE-GAME HIGHS: MADE—6 (for Houston; 11-30-14 vs. Tennessee). ATTEMPTS—6 (for Houston; 11-30-14 vs. Tennessee). MISSED—1 (four times; most recently for the N.Y. Giants on 9-11-16 at Dallas).

| POSTSEASON | | | | | | | | | | | | |
|------------|---------|-----|---------------|-----|-----|----|-----|----|-----|-----|-----|-----|
| | | | SCORING | | | | | | | | | |
| YEAR | TEAM | G-S | FG | FGA | FG% | LG | BFG | XP | XPA | XP% | BXP | PTS |
| 2012 | Houston | 0-0 | DID NOT PLAY* | | | | | | | | | |
| CAREER | | 0-0 | 0 | 0 | — | — | 0 | 0 | 0 | — | 0 | 0 |

* NOTE: Bullock was on the Reserve/Injured list for 16 regular-season games and two postseason games with Houston in 2012.

| 2016 GAME-BY-GAME | | | | | | | | | | | | | | | |
|-------------------|----------------|----------------------|-----|--------|-----|--------|----|----------------------|-------|----------------------|-------|-----|----|-----|-------|
| | | SCORING | | | | | | FIELD GOALS | | | | | | | |
| DATE | OPPONENT | FG-FGA | BFG | XP-XPA | BXP | PTS | | 1-19 | 20-29 | 30-39 | 40-49 | 50+ | LG | TOT | FG% |
| 9-11 | at Dallas | 0-0 | 0 | 2-3 | 0 | 2 | | 0-0 | 0-0 | 0-0 | 0-0 | 0-0 | — | 0-0 | — |
| 9-18 | NEW ORLEANS | NOT WITH AN NFL TEAM | | | | | | NOT WITH AN NFL TEAM | | | | | | | |
| 9-25 | WASHINGTON | NOT WITH AN NFL TEAM | | | | | | NOT WITH AN NFL TEAM | | | | | | | |
| 10-3 | at Minnesota | NOT WITH AN NFL TEAM | | | | | | NOT WITH AN NFL TEAM | | | | | | | |
| 10-9 | at Green Bay | NOT WITH AN NFL TEAM | | | | | | NOT WITH AN NFL TEAM | | | | | | | |
| 10-16 | BALTIMORE | NOT WITH AN NFL TEAM | | | | | | NOT WITH AN NFL TEAM | | | | | | | |
| 10-23 | at Los Angeles | NOT WITH AN NFL TEAM | | | | | | NOT WITH AN NFL TEAM | | | | | | | |
| 10-30 | — BYE — | | | | | | | | | | | | | | |
| 11-6 | PHILADELPHIA | NOT WITH AN NFL TEAM | | | | | | NOT WITH AN NFL TEAM | | | | | | | |
| 11-14 | CINCINNATI | NOT WITH AN NFL TEAM | | | | | | NOT WITH AN NFL TEAM | | | | | | | |
| 11-20 | CHICAGO | NOT WITH AN NFL TEAM | | | | | | NOT WITH AN NFL TEAM | | | | | | | |
| 11-27 | at Cleveland | NOT WITH AN NFL TEAM | | | | | | NOT WITH AN NFL TEAM | | | | | | | |
| 12-4 | N.Y. GIANTS | 3-3 | 0 | 1-1 | 0 | 10 | | 0-0 | 0-0 | 2-2 | 1-1 | 0-0 | 44 | 3-3 | 100.0 |
| 12-11 | at Buffalo | INACTIVE | | | | | | INACTIVE | | | | | | | |
| 12-18 | PITTSBURGH | 2-2 | 0 | 2-2 | 0 | 8 | | 0-0 | 2-2 | 0-0 | 0-0 | 0-0 | 23 | 2-2 | 100.0 |
| 12-24 | at Houston | 1-2 | 0 | 1-1 | 0 | 4 | | 0-0 | 0-0 | 0-0 | 1-2 | 0-0 | 43 | 1-2 | 50.0 |
| 1-1 | BALTIMORE | 2-2 | 0 | 3-3 | 0 | 9 | | 0-0 | 2-2 | 0-0 | 0-0 | 0-0 | 24 | 2-2 | 100.0 |
| NYG TOTALS | | 0-0 | 0 | 2-3 | 0 | 2 | | 0-0 | 0-0 | 0-0 | 0-0 | 0-0 | — | 0-0 | — |
| PITT. TOTALS | | 3-3 | 0 | 1-1 | 0 | 10 | | 0-0 | 0-0 | 2-2 | 1-1 | 0-0 | 44 | 3-3 | 100.0 |
| CIN. TOTALS | | 5-6 | 0 | 6-6 | 0 | 21 | | 0-0 | 4-4 | 0-0 | 1-2 | 0-0 | 43 | 5-6 | 83.3 |
| 2016 TOTALS | | 8-9 | 0 | 9-10 | 0 | 24 | | 0-0 | 4-4 | 2-2 | 2-3 | 0-0 | 44 | 8-9 | 88.9 |
| | | SPECIAL TEAMS | | | | | | | | KICKOFF RETURNS | | | | | |
| DATE | OPPONENT | ST | AT | TT | FF | FR-YDS | BP | BFG | BXP | NO | YDS | AVG | FC | LG | TD |
| 9-11 | at Dallas | 0 | 0 | 0 | 0 | 0-0 | 0 | 0 | 0 | — | — | — | — | — | — |
| 9-18 | NEW ORLEANS | NOT WITH AN NFL TEAM | | | | | | | | NOT WITH AN NFL TEAM | | | | | |
| 9-25 | WASHINGTON | NOT WITH AN NFL TEAM | | | | | | | | NOT WITH AN NFL TEAM | | | | | |
| 10-3 | at Minnesota | NOT WITH AN NFL TEAM | | | | | | | | NOT WITH AN NFL TEAM | | | | | |
| 10-9 | at Green Bay | NOT WITH AN NFL TEAM | | | | | | | | NOT WITH AN NFL TEAM | | | | | |
| 10-16 | BALTIMORE | NOT WITH AN NFL TEAM | | | | | | | | NOT WITH AN NFL TEAM | | | | | |
| 10-23 | at Los Angeles | NOT WITH AN NFL TEAM | | | | | | | | NOT WITH AN NFL TEAM | | | | | |
| 10-30 | — BYE — | | | | | | | | | | | | | | |
| 11-6 | PHILADELPHIA | NOT WITH AN NFL TEAM | | | | | | | | NOT WITH AN NFL TEAM | | | | | |
| 11-14 | CINCINNATI | NOT WITH AN NFL TEAM | | | | | | | | NOT WITH AN NFL TEAM | | | | | |
| 11-20 | CHICAGO | NOT WITH AN NFL TEAM | | | | | | | | NOT WITH AN NFL TEAM | | | | | |
| 11-27 | at Cleveland | NOT WITH AN NFL TEAM | | | | | | | | NOT WITH AN NFL TEAM | | | | | |
| 12-4 | N.Y. GIANTS | 0 | 0 | 0 | 0 | 0-0 | 0 | 0 | 0 | — | — | — | — | — | — |
| 12-11 | at Buffalo | INACTIVE | | | | | | | | INACTIVE | | | | | |
| 12-18 | PITTSBURGH | 1 | 0 | 1 | 0 | 0-0 | 0 | 0 | 0 | — | — | — | — | — | — |
| 12-24 | at Houston | 0 | 0 | 0 | 0 | 0-0 | 0 | 0 | 0 | — | — | — | — | — | — |
| 1-1 | BALTIMORE | 0 | 0 | 0 | 0 | 0-0 | 0 | 0 | 0 | — | — | — | — | — | — |
| NYG TOTALS | | 0 | 0 | 0 | 0 | 0-0 | 0 | 0 | 0 | — | — | — | — | — | — |
| PITT. TOTALS | | 0 | 0 | 0 | 0 | 0-0 | 0 | 0 | 0 | — | — | — | — | — | — |
| CIN. TOTALS | | 1 | 0 | 1 | 0 | 0-0 | 0 | 0 | 0 | — | — | — | — | — | — |
| 2016 TOTALS | | 1 | 0 | 1 | 0 | 0-0 | 0 | 0 | 0 | — | — | — | — | — | — |



BURFICT, VONTAZE

LB #55

Height: 6-1
Weight: 255
College: Arizona State
Experience: 6th-year player in 2017

2016 games-starts: 11-11
Career games-starts: 58-56
Born: 9-24-90
Hometown: Inglewood, Calif.
Acquired: CFA'12

Burfict is a cornerstone of Bengals defense, bringing a key physical element and exceptional instinctive football smarts ... Missed five games in 2016, but ranked second on team in tackles (101) and led team in tackles-per-games-played (9.2) ... Missed first six games of 2015, but led team in tackles-per-games-played (7.4) ... Led Bengals in total tackles in each of his first two pro seasons (2012-13) ... In addition to 2013 season Pro Bowl nod, he was named to second-team Associated Press All-Pro spot.

Career transactions: Signed with Cincinnati as college free agent on 5-2-12 ... Signed contract extension with Bengals on 8-27-14.

Pro Bowl participation: Made Pro Bowl debut in the 2013 season contest, starting for victorious Team Rice ... Finished second on team in tackles (five) and intercepted an Andrew Luck pass at Team Sanders 27 in first quarter.

2016 general: Played in Games 4-14 ... Missed Games 1-3 on NFL suspension for playing rules violations, and inactive for Games 15-16 due to concussion and knee injury ... His 101 tackles ranked second on team, and he had two sacks, two INTs and a forced fumble ... His eight passes defended ranked third on team.

2016 game-by-game: Three tackles and a pass defended in '16 debut, Sept. 29 vs. Miami ... Team-leading 10 tackles on Oct. 9 at Dallas ... Eight tackles (tied for second) on Oct. 16 at New England, with an eight-yard sack of Tom Brady ... Led team with 10 tackles on Oct. 30 vs. Washington in London ... Eleven tackles on Nov. 14 at N.Y. Giants, with a forced fumble against TE Jerrell Adams (Giants retained possession), a pass defended and one QB hit ... Thirteen tackles Nov. 20 vs. Buffalo, including a three-yard sack of Tyrod Taylor ... Hit 13-tackle mark again on Nov. 27 at Baltimore, leading team, and had two tackles-for-loss ... Had season's top defensive game by a Bengal on Dec. 4 vs. Philadelphia, with 15 tackles (team-high for the year), two INTs with 54 return yards and two additional passes defended ... His fourth-quarter INT in Eagles game was key in snuffing Philly's comeback ambitions ... Team-leading nine tackles Dec. 18 vs. Pittsburgh, with one pass defended ... Did not play in preseason, per coaches' decision to minimize risk of injury.

Previous seasons: **2012**—Played in all 16 games as a rookie, and started last 14 after claiming starting WLB spot that was opened by an injury to Thomas Howard ... Also started Wild Card playoff game ... Set a Bengals mark for most starts (14) in a rookie season by a player signed as a college free agent ... Led team in tackles (174 in coaches' stats) and had two fumble recoveries, one on defense and one on special teams ... Had team's four highest game-totals in tackles ... Credited with his first career start Sept. 23 at Washington (seven tackles) ... Logged first career sack on Sept. 30 at Jacksonville, with an 11-yarder against Blaine Gabbert ... Led team in tackles (12) in key win Dec. 23 at Pittsburgh ... Team season-high 23 tackles, including 14 solos, on Dec. 30 vs. Baltimore ... Logged 10 tackles in Wild Card playoff at Houston. **2013**—Started

every game, with team-high 204 tackles (coaches' stats), plus three sacks, an INT, one forced fumble, two fumble recoveries (one returned for TD) and 10 passes defended (tied for front seven lead) ... Led team with eight tackles-for-loss ... Had wide lead over second-place tackler (MLB Rey Maualuga with 110) ... Led team in tackles 12 times, tied for lead twice, finished second once and tied for second once ... Had team's four highest game-totals of the season in tackles, led by 18 on Nov. 17 vs. Cleveland ... Recorded team-high 11 tackles and 10-yard shoestring sack of Tom Brady Oct. 6 vs. New England ... Came into Dec. 1 game at San Diego rated questionable with an ankle injury, but still led team with 13 tackles, along with a pass defended and two QB pressures ... Seven tackles, including a shared sack, in Wild Card playoff vs. San Diego. **2014**—Campaign was derailed by injuries ... Missed time due to concussions, cervical strain and knee injury ... Placed Dec. 9 on Reserve/Injured list, part of continuing rehab from knee injury suffered Oct. 26 vs. Baltimore ... Started at WLB in Games 1-2 and 5-7 ... Inactive (concussion) for Games 3-4 and Games 8-13 (knee) ... For the season, logged 29 tackles (two for loss), a forced fumble, a fumble recovery two passes defended and two QB hits. **2015**—Did not practice or play in preseason, due to continued rehab from 2014 knee injury ... Began regular season on Reserve/PUP list, and returned to action in starting role for Games 7-16, plus Wild Card playoff ... On Dec. 13 vs. Pittsburgh, logged team-high and personal season-high 11 tackles, including one for loss ... On Dec. 20 at San Francisco, his 16-yard INT return to the 49ers 20 set up a second-quarter TD, and earlier in quarter, his 10-yard sack of Blaine Gabbert helped set up a short punt that led to a Bengals TD ... Led team with 12 tackles (eight solo) on Jan. 3 vs. Baltimore and had his second INT of the season, diving catch in third quarter that set up TD that put Bengals ahead to stay at 14-9 ... In Wild Card playoff vs. Pittsburgh, had a forced fumble in second quarter, a 12-yard sack of QB Ben Roethlisberger in third quarter, and a potentially game-clinching INT against Landry Jones in fourth quarter (Bengals surrendered that advantage by losing a fumble on the next play).

College: Played three seasons at MLB for Arizona State (2009-11), seeing action in 37 games with 32 starts ... Totaled 228 career tackles, including 22.5 for loss, seven sacks, four forced fumbles, three fumble recoveries and an INT ... Reached semifinal consideration as a junior as a candidate for Butkus Award (top college LB) ... In sophomore season in 2010, led team with a career-best 90 tackles ... Earned starting MLB spot in fourth game of his freshman season, logging 69 tackles, two sacks, two forced fumbles and two fumble recoveries ... Named the 2009 Pac-10 Defensive Freshman of the Year, and was selected to multiple Freshman All-America lists.

Personal: Hometown is Inglewood, Calif. ... Attended Centennial High School, rated a national prep power, and helped lead team to No. 2 national ranking as senior ... Prep All-American, and one of most highly-rated prospects in the country as senior ... Majored in Interdisciplinary Studies at Arizona State, with emphasis in criminal justice and sociology ... Enjoys golf ... First name is pronounced "VONN-tez" and last name is pronounced "BER-fict" (rhymes with "perfect").


VONTAZE BURFICT'S STATISTICS

| YEAR | TEAM | G-S | DEFENSE | | | | | | INTERCEPTIONS | | | | | | SCORING | | | | |
|--------|------------|-------|---------|-----|-----|---------|----|----|---------------|----|-----|------|----|----|---------|----------|---------|---|-----|
| | | | ST | AT | TT | SKS-YDS | PD | FF | FR-YDS | NO | YDS | AVG | LG | TD | TD | TD-IntRt | TD-FRRt | S | PTS |
| 2012 | Cincinnati | 16-14 | 100 | 74 | 174 | 1-11 | 3 | 0 | 1-0 | 0 | 0 | — | — | 0 | 0 | 0 | 0 | 0 | 0 |
| 2013 | Cincinnati | 16-16 | 141 | 63 | 204 | 3-20 | 10 | 1 | 2-13 | 1 | 12 | 12.0 | 12 | 0 | 1 | 0 | 1 | 0 | 6 |
| 2014 | Cincinnati | 5-5 | 15 | 14 | 29 | 0-0 | 2 | 1 | 1-0 | 0 | 0 | — | — | 0 | 0 | 0 | 0 | 0 | 0 |
| 2015 | Cincinnati | 10-10 | 57 | 17 | 74 | 1-10 | 5 | 0 | 0-0 | 2 | 16 | 8.0 | 16 | 0 | 0 | 0 | 0 | 0 | 0 |
| 2016 | Cincinnati | 11-11 | 73 | 28 | 101 | 2-11 | 8 | 1 | 0-0 | 2 | 54 | 27.0 | 47 | 0 | 0 | 0 | 0 | 0 | 0 |
| CAREER | | 58-56 | 386 | 196 | 582 | 7-52 | 28 | 3 | 4-13 | 5 | 82 | 16.4 | 47 | 0 | 1 | 0 | 1 | 0 | 6 |

| POSTSEASON | | | | | | | | | | | | | | | | | | | | |
|------------|------------|-----|---------------|----|----|---------|----|----|--------|---------------|-----|-----|----|----|---------------|----------|---------|---|-----|--|
| | | | DEFENSE | | | | | | | INTERCEPTIONS | | | | | SCORING | | | | | |
| YEAR | TEAM | G-S | ST | AT | TT | SKS-YDS | PD | FF | FR-YDS | NO | YDS | AVG | LG | TD | TD | TD-IntRt | TD-FRRt | S | PTS | |
| 2012 | Cincinnati | 1-1 | 6 | 4 | 10 | 0-0 | 0 | 0 | 0-0 | 0 | 0 | — | — | 0 | — | — | — | — | — | |
| 2013 | Cincinnati | 1-1 | 5 | 2 | 7 | 0.5-3 | 0 | 0 | 0-0 | 0 | 0 | — | — | 0 | — | — | — | — | — | |
| 2014 | Cincinnati | 0-0 | DID NOT PLAY* | | | | | | | DID NOT PLAY* | | | | | DID NOT PLAY* | | | | | |
| 2015 | Cincinnati | 1-1 | 5 | 1 | 6 | 1-12 | 1 | 1 | 0-0 | 1 | 0 | 0.0 | 0 | 0 | — | — | — | — | — | |
| CAREER | | 3-3 | 16 | 7 | 23 | 1.5-15 | 1 | 1 | 0-0 | 1 | 0 | 0.0 | 0 | 0 | — | — | — | — | — | |

* NOTE: Burfict was on the Reserve/Injured list for one postseason game with Cincinnati in 2014.

| 2016 GAME-BY-GAME | | | | | | | | | | | | | | | | | |
|-------------------|----------------|-------------------------------------|----|-----|---------|---------|----|----|--------|---------------|-----|------|----|----|--|--|--|
| | | DEFENSE | | | | | | | | INTERCEPTIONS | | | | | | | |
| DATE | OPPONENT | ST | AT | TT | SKS-YDS | INT-YDS | PD | FF | FR-YDS | NO | YDS | AVG | LG | TD | | | |
| 9-11 | at N.Y. Jets | RESERVE / SUSPENDED BY COMMISSIONER | | | | | | | | RESERVE / SBC | | | | | | | |
| 9-18 | at Pittsburgh | RESERVE / SUSPENDED BY COMMISSIONER | | | | | | | | RESERVE / SBC | | | | | | | |
| 9-25 | DENVER | RESERVE / SUSPENDED BY COMMISSIONER | | | | | | | | RESERVE / SBC | | | | | | | |
| 9-29 | MIAMI | 2 | 1 | 3 | 0-0 | 0-0 | 1 | 0 | 0-0 | 0 | 0 | — | — | 0 | | | |
| 10-9 | at Dallas | 9 | 1 | 10 | 0-0 | 0-0 | 0 | 0 | 0-0 | 0 | 0 | — | — | 0 | | | |
| 10-16 | at New England | 4 | 4 | 8 | 1-8 | 0-0 | 0 | 0 | 0-0 | 0 | 0 | — | — | 0 | | | |
| 10-23 | CLEVELAND | 5 | 3 | 8 | 0-0 | 0-0 | 1 | 0 | 0-0 | 0 | 0 | — | — | 0 | | | |
| 10-30 | WASHINGTON | 10 | 0 | 10 | 0-0 | 0-0 | 0 | 0 | 0-0 | 0 | 0 | — | — | 0 | | | |
| 11-6 | — BYE — | | | | | | | | | | | | | | | | |
| 11-14 | at N.Y. Giants | 9 | 2 | 11 | 0-0 | 0-0 | 1 | 1 | 0-0 | 0 | 0 | — | — | 0 | | | |
| 11-20 | BUFFALO | 11 | 2 | 13 | 1-3 | 0-0 | 0 | 0 | 0-0 | 0 | 0 | — | — | 0 | | | |
| 11-27 | at Baltimore | 10 | 3 | 13 | 0-0 | 0-0 | 0 | 0 | 0-0 | 0 | 0 | — | — | 0 | | | |
| 12-4 | PHILADELPHIA | 10 | 5 | 15 | 0-0 | 2-54 | 4 | 0 | 0-0 | 2 | 54 | 22.0 | 47 | 0 | | | |
| 12-11 | at Cleveland | 1 | 0 | 1 | 0-0 | 0-0 | 0 | 0 | 0-0 | 0 | 0 | — | — | 0 | | | |
| 12-18 | PITTSBURGH | 2 | 7 | 9 | 0-0 | 0-0 | 1 | 0 | 0-0 | 0 | 0 | — | — | 0 | | | |
| 12-24 | at Houston | INACTIVE | | | | | | | | INACTIVE | | | | | | | |
| 1-1 | BALTIMORE | INACTIVE | | | | | | | | INACTIVE | | | | | | | |
| TOTALS | | 73 | 28 | 101 | 2-11 | 2-54 | 8 | 1 | 0-0 | 2 | 54 | 27.0 | 47 | 0 | | | |



CARSON, TRA

HB #33

Height: 5-11

Weight: 228

College: Texas A&M

Experience: 1st-year player in 2017

2016 games-starts: 0-0

Career games-starts: 0-0

Born: 10-24-92

Hometown: Texarkana, Texas

Acquired: CFA'16

A 2016 college free agent signee, Carson played in all four preseason games as a rookie and earned a spot on practice squad ... Joined roster for season finale but did not play ... Became known as one of the Southeastern Conference's most physical rushers during a breakout senior season at Texas A&M ... Earned Offensive MVP honors in Liberty Bowl vs. West Virginia after his junior season, and went on to break 1000-yard rushing barrier as a senior.

Career transactions: Signed with Cincinnati as a college free agent on 5-6-16 ... Waived by Bengals on 9-3-16 ... Signed to Bengals practice squad on 9-4-16 ... Signed to Bengals roster on 12-30-16.

2016 recap: On practice squad for Games 1-15 ... Signed to roster prior to Game 16 and was active/DNP ... Played in all four preseason games, rushing for a team-high 85 yards.

College: Played three seasons for Texas A&M (2013-15) after beginning his career at Oregon (2011) ... Saw action in 36 games for A&M, logging 19

rushing TDs and 2075 yards, with 4.8 average ... Also had 41 receptions for 299 yards and one TD for Aggies ... Rushed for 1165 yards (4.8 average) and seven TDs in '15, and added 29 receptions for 183 yards and one TD ... Capped his '14 season with 133-yard rushing total in Liberty Bowl win over West Virginia, earning offensive MVP honors ... Sat out the '12 season per the NCAA transfer rules, after playing in 10 games for Oregon in '11.

Personal: Hometown is Texarkana, Texas ... Attended Liberty-Eylau High School, where he set a school record as a senior with 2202 rushing yards, scoring 24 TDs ... Earned Class 3A all-state honors as a senior ... Majored at Texas A&M in recreation, parks, and tourism sciences ... First name is pronounced as "tray."

NOTE ABOUT NFL EXPERIENCE: Carson did not earn an accrued year of experience toward NFL free agency in 2016 because he was not on a 53-player roster, a Reserve/Injured list or a Reserve/Physically Unable to Perform list for the required minimum of six games.

TRA CARSON'S STATISTICS

| | | | RUSHING | | | | | RECEIVING | | | | | SCORING | | | | | |
|--------|------------|-----|---------------|-----|-----|----|----|---------------|-----|-----|----|----|---------------|------|------|-------|-------|-----|
| YEAR | TEAM | G-S | ATT | YDS | AVG | LG | TD | NO | YDS | AVG | LG | TD | TD | TD-R | TD-P | TD-Rt | 2-PtC | PTS |
| 2016 | Cincinnati | 0-0 | DID NOT PLAY* | | | | | DID NOT PLAY* | | | | | DID NOT PLAY* | | | | | |
| CAREER | | 0-0 | 0 | 0 | — | — | 0 | — | — | — | — | — | — | — | — | — | — | — |

* NOTE: Carson was on the practice squad for 15 regular-season games and active/DNP for one regular-season game in 2016.



CARTER, CETHAN

TE/FB #82

Height: 6-3
Weight: 245
College: Nebraska
Experience: Rookie in 2017

2016 games-starts: 0-0
Career games-starts: 0-0
Born: 9-5-95
Hometown: New Orleans, La.
Acquired: CFA'17

A talented tight end prospect known at Nebraska for his athleticism and perimeter blocking ... Aggressive and experienced as a blocker after four years in Huskers' run-heavy offense ... Totaled 59 career receptions (fifth all-time among Nebraska TEs) for 744 yards and four TDs ... As a runner, totaled five rushes for 82 yards and a TD ... Ran 4.68-second 40-yard dash at 2017 NFL Combine.


Career transactions: Signed with Cincinnati as college free agent on 5-5-17.

College highlights: Played in 43 career games, with 35 starts ... Totaled 59 catches for 744 yards (12.6 average) and four receiving TDs, as well as five rushes for 82 yards and a rushing TD. **2016**—Started 10 games ... Honorable mention all-Big Ten (coaches and media) despite missing three full games and most of a fourth with elbow injury ... Totaled 19 receptions for 190 yards and a TD ... Also rushed three times for 34 yards ... Five catches for 48 yards in win vs. Oregon ... Two catches for 31 yards and a TD in win at Northwestern. **2015**—Started 11 games, totaling 24 receptions for 329 yards and two TDs ... Honorable mention all-Big Ten ... Recorded three receptions at

Illinois, including 55-yarder ... Hauled in a 10-yard TD pass in win at Minnesota ... In win at Rutgers, became only TE in Nebraska history to score a rushing TD, when he scored on a 32-yard end-around ... Also added four receptions for 57 yards and another TD at Rutgers ... Four catches for 76 yards vs. Iowa. **2014**—Played in nine games, with eight starts, missing four games mid-season with a foot injury ... Totaled six catches for 98 yards and a TD ... Recorded two receptions for 48 yards at Iowa ... Grabbed a 20-yard TD at Fresno State. **2013**—Played in 13 games, with six starts ... Totaled 10 catches for 127 yards.

High School: Attended Archbishop Rummel High School in Metairie, La. ... As a senior, totaled 23 receptions for 418 yards and five TDs, while lining up as tight end, H-back and fullback ... Helped team to 14-0 record and Louisiana Class 5A state championship ... Caught five passes for 74 yards and a TD in state title game victory ... Was also a standout on school's basketball team, helping lead team to 21-11 record and a trip to the state quarterfinals his senior season.

Personal: Hometown is New Orleans, La. ... Criminology and criminal justice major at Nebraska ... First name is pronounced "SEE-thin."



CLARKE, WILL

DE #93

Height: 6-6
Weight: 275
College: West Virginia
Experience: 4th-year player in 2017

2016 games-starts: 16-0
Career games-starts: 35-0
Born: 5-4-91
Hometown: Pittsburgh, Pa.
Acquired: D3'14

Third-round 2014 draft choice ranked third on 2016 team in sacks (4.0), while playing multiple roles in D-line rotation ... Saw action in every game, after playing in 12 plus Wild Card playoff in 2015.

Career transactions: Selected by Cincinnati in third round of 2014 NFL Draft (88th overall) ... Signed with Bengals on 5-27-14.

2016 highlights: Played in Games 1-16 ... Had four sacks among his 15 tackles, with one pass defended ... Nine-yard sack (first solo of career) against Ben Roethlisberger on Sept. 18 at Pittsburgh ... Three-yard sack of Trevor Siemian on Sept. 25 vs. Denver ... Sacked Ryan Tannehill Sept. 30 vs. Miami, third consecutive game with a sack ... Two tackles and a QB hit on Oct. 23 vs. Cleveland ... His two tackles Dec. 24 at Houston included three-yard sack of Tom Savage in third quarter.

Previous seasons: **2014**—Rookie played in seven games (Games 3 and 10-15), with three tackles and a fumble recovery, and also played in Wild Card playoff at Indianapolis ... Inactive (coaches' decision) for eight games and active/DNP for one ... Made NFL debut on Sept. 21 vs. Tennessee (no statistics) ... On Nov. 16 at New Orleans, recovered fumble by RB Travaris Cadet at Bengals 33 in fourth quarter. **2015**—Played in 12 games (Games 1-11 and 14)

and in Wild Card playoff ... Inactive (coaches' decision) for four games ... Had four tackles in regular season, including a shared sack, and one pass defended ... On Sept. 20 vs. San Diego, scored first career entry in sack column, teaming with Geno Atkins for three-yard drop of Philip Rivers in third quarter ... On Sept. 27 at Baltimore, his pressure on QB Joe Flacco helped lead to Adam Jones' INT in second quarter ... One tackle in Wild Card playoff vs. Pittsburgh.

College: Played four seasons (2010-13) at West Virginia, with a redshirt year in 2009 ... A starter in his last three seasons, he closed career with 41 games played and 34 starts ... Was successful both at DE and at DT during his West Virginia career (made 22 starts at DE before starting 12 at DT as senior) ... Totaled 110 tackles, with 9.5 sacks and 28.5 tackles-for-loss, and had seven passes defended ... Only player in WVU history to win three "Iron Mountaineer" awards for excellence in the weight room.

Personal: Hometown is Pittsburgh, Pa. ... Played TE and OLB at Taylor Allderdice High School in Pittsburgh, twice earning All-City honors on both offense and defense from Pittsburgh Tribune-Review ... Also excelled in prep basketball, averaging 16.0 points per game for a 20-6 team as a senior ... A criminology major at West Virginia, he was named to WVU's Garrett Ford Academic Honor Roll and to the Big 12 Commissioner's Honor Roll.

WILL CLARKE'S STATISTICS

| YEAR | TEAM | G-S | DEFENSE | | | | | | | INTERCEPTIONS | | | | | SCORING | | | | |
|--------|------------|------|---------|----|----|----------|----|----|--------|---------------|-----|-----|----|----|---------|----------|---------|---|-----|
| | | | ST | AT | TT | SKS-YDS | PD | FF | FR-YDS | NO | YDS | AVG | LG | TD | TD | TD-IntRt | TD-FRRt | S | PTS |
| 2014 | Cincinnati | 7-0 | 2 | 1 | 3 | 0-0 | 0 | 0 | 1-0 | — | — | — | — | — | — | — | — | — | — |
| 2015 | Cincinnati | 12-0 | 3 | 1 | 4 | 0.5-1.5 | 1 | 0 | 0-0 | — | — | — | — | — | — | — | — | — | — |
| 2016 | Cincinnati | 16-0 | 10 | 5 | 15 | 4-15 | 1 | 0 | 0-0 | — | — | — | — | — | — | — | — | — | — |
| CAREER | | 35-0 | 15 | 7 | 22 | 4.5-16.5 | 2 | 0 | 1-0 | — | — | — | — | — | — | — | — | — | — |

POSTSEASON

| YEAR | TEAM | G-S | DEFENSE | | | | | | | INTERCEPTIONS | | | | | SCORING | | | | |
|--------|------------|-----|---------|----|----|---------|----|----|--------|---------------|-----|-----|----|----|---------|----------|---------|---|-----|
| | | | ST | AT | TT | SKS-YDS | PD | FF | FR-YDS | NO | YDS | AVG | LG | TD | TD | TD-IntRt | TD-FRRt | S | PTS |
| 2014 | Cincinnati | 1-0 | 0 | 0 | 0 | 0-0 | 0 | 0 | 0-0 | — | — | — | — | — | — | — | — | — | — |
| 2015 | Cincinnati | 1-0 | 1 | 0 | 1 | 0-0 | 0 | 0 | 0-0 | — | — | — | — | — | — | — | — | — | — |
| CAREER | | 2-0 | 1 | 0 | 1 | 0-0 | 0 | 0 | 0-0 | — | — | — | — | — | — | — | — | — | — |

2016 GAME-BY-GAME

| | | DEFENSE | | | | | | | | INTERCEPTIONS | | | | |
|--------|----------------|---------|----|----|---------|---------|----|----|--------|---------------|-----|-----|----|----|
| DATE | OPPONENT | ST | AT | TT | SKS-YDS | INT-YDS | PD | FF | FR-YDS | NO | YDS | AVG | LG | TD |
| 9-11 | at N.Y. Jets | 0 | 0 | 0 | 0-0 | 0-0 | 0 | 0 | 0-0 | — | — | — | — | — |
| 9-18 | at Pittsburgh | 1 | 0 | 1 | 1-9 | 0-0 | 0 | 0 | 0-0 | — | — | — | — | — |
| 9-25 | DENVER | 1 | 1 | 2 | 1-3 | 0-0 | 0 | 0 | 0-0 | — | — | — | — | — |
| 9-29 | MIAMI | 1 | 1 | 2 | 1-0 | 0-0 | 0 | 0 | 0-0 | — | — | — | — | — |
| 10-9 | at Dallas | 0 | 0 | 0 | 0-0 | 0-0 | 0 | 0 | 0-0 | — | — | — | — | — |
| 10-16 | at New England | 0 | 0 | 0 | 0-0 | 0-0 | 0 | 0 | 0-0 | — | — | — | — | — |
| 10-23 | CLEVELAND | 1 | 1 | 2 | 0-0 | 0-0 | 0 | 0 | 0-0 | — | — | — | — | — |
| 10-30 | WASHINGTON | 1 | 0 | 1 | 0-0 | 0-0 | 0 | 0 | 0-0 | — | — | — | — | — |
| 11-6 | — BYE — | | | | | | | | | | | | | |
| 11-14 | at N.Y. Giants | 2 | 0 | 2 | 0-0 | 0-0 | 0 | 0 | 0-0 | — | — | — | — | — |
| 11-20 | BUFFALO | 0 | 1 | 1 | 0-0 | 0-0 | 0 | 0 | 0-0 | — | — | — | — | — |
| 11-27 | at Baltimore | 1 | 0 | 1 | 0-0 | 0-0 | 0 | 0 | 0-0 | — | — | — | — | — |
| 12-4 | PHILADELPHIA | 0 | 1 | 1 | 0-0 | 0-0 | 0 | 0 | 0-0 | — | — | — | — | — |
| 12-11 | at Cleveland | 0 | 0 | 0 | 0-0 | 0-0 | 0 | 0 | 0-0 | — | — | — | — | — |
| 12-18 | PITTSBURGH | 0 | 0 | 0 | 0-0 | 0-0 | 0 | 0 | 0-0 | — | — | — | — | — |
| 12-24 | at Houston | 2 | 0 | 2 | 1-3 | 0-0 | 0 | 0 | 0-0 | — | — | — | — | — |
| 1-1 | BALTIMORE | 0 | 0 | 0 | 0-0 | 0-0 | 1 | 0 | 0-0 | — | — | — | — | — |
| TOTALS | | 10 | 5 | 15 | 4-15 | 0-0 | 1 | 0 | 0-0 | — | — | — | — | — |



CORE, CODY

WR #16

Height: 6-3
Weight: 214
College: Mississippi
Experience: 2nd-year player in 2017

2016 games-starts: 8-4
Career games-starts: 8-4
Born: 4-17-94
Hometown: Auburn, Ala.
Acquired: D6'16

A sixth-round draft selection in 2016, Core brought fine skill set for a late-rounder and contributed significantly in season's final stretch ... Had all 17 of his receptions over the final five games ... Has big body, good speed, ability to separate from defenders and win contested catches ... His first catch — a 50-yarder Dec. 4 vs. Philadelphia — stands as longest first NFL catch by a Bengal since 1974 (WR John McDaniel, 60) ... Logged 78 of his 83 college receptions and all 10 of his TDs over his last two seasons.

Career transactions: Selected by Cincinnati in sixth round of 2016 NFL Draft (199th overall) ... Signed with Bengals on 5-7-16.

2016 highlights: Played in eight games (Games 5, 9 and 11-16), with starts in Games 13-16 ... Inactive for the other eight contests ... Had 17 receptions for 200 yards (11.8) and one special teams tackle ... Made NFL debut on Oct. 9 at Dallas, playing 13 snaps on offense (no targets) and logging a special teams tackle ... On Nov. 14 at N.Y. Giants, had a key block on 84-yard Alex Erickson kickoff return ... Two receptions for 58 yards on Dec. 4 vs. Philadelphia, with a 50-yarder (his first pro catch) carrying to Eagles five, setting up TD for 10-0 lead ... Led team in receptions (eight) on Dec. 24 at Houston, netting 39 yards ... Four catches for team-high 82 receiving yards on Jan. 1 vs.

Baltimore ... Appeared in all four preseason games, leading team in catches (eight) and receiving yards (135).

College: Played four seasons (2012-15) at Ole Miss, seeing action in 51 games ... His 19 starts all came over the last two seasons ... Had a receiving gain of 50 or more yards in each of his last three seasons ... Logged 20 career tackles, playing special teams and seeing brief time as a reserve DB ... Played in East-West Shrine Game after his senior season ... Played every game and started nine as a senior for Rebels team that capped a 10-3 season with Sugar Bowl win over Oklahoma State ... Second on team in receiving yards (career-best 644), and ranked fourth in catches (37) and TD receptions (four) ... Caught four for career-best 123 yards in 43-37 September win at second-ranked Alabama, including a 73-yard TD ... Struck first big blow in 48-20 bowl win over Oklahoma State, with 31-yard TD catch for 10-3 lead, and caught four-for-91.

Personal: Hometown is Auburn, Ala. ... Majored in managerial finance at Ole Miss ... Attended Auburn (Ala.) High School, where he earned Honorable Mention All-State honors from Alabama Sports Writers Association as senior ... Two-way standout as senior; had 749 scrimmage yards and 10 TDs, as well as four INTs ... Played in Mississippi-Alabama All-Star Game as senior.

CODY CORE'S STATISTICS

| | | | RECEIVING | | | | | RUSHING | | | | | SCORING | | | | | |
|--------|------------|-----|-----------|-----|------|----|----|---------|-----|-----|----|----|---------|------|------|-------|-------|-----|
| YEAR | TEAM | G-S | NO | YDS | AVG | LG | TD | ATT | YDS | AVG | LG | TD | TD | TD-R | TD-P | TD-Rt | 2-PtC | PTS |
| 2016 | Cincinnati | 8-4 | 17 | 200 | 11.8 | 50 | 0 | — | — | — | — | — | — | — | — | — | — | — |
| CAREER | | 8-4 | 17 | 200 | 11.8 | 50 | 0 | — | — | — | — | — | — | — | — | — | — | — |


| YEAR | TEAM | SPECIAL TEAMS | | | | | | | | KICKOFF RETURNS | | | | | | PUNT RETURNS | | | | | |
|--------|------------|---------------|----|----|----|--------|----|-----|-----|-----------------|-----|-----|----|----|----|--------------|-----|-----|----|----|----|
| | | ST | AT | TT | FF | FR-YDS | BP | BFG | BXP | NO | YDS | AVG | FC | LG | TD | NO | YDS | AVG | FC | LG | TD |
| 2016 | Cincinnati | 0 | 1 | 1 | 0 | 0-0 | 0 | 0 | 0 | — | — | — | — | — | — | — | — | — | — | — | — |
| CAREER | | 0 | 1 | 1 | 0 | 0-0 | 0 | 0 | 0 | — | — | — | — | — | — | — | — | — | — | — | — |

RECEIVING SINGLE-GAME HIGHS: RECEPTIONS—8 (12-24-16 at Houston). YARDS—82 (1-1-17 vs. Baltimore). LONG—50 (12-4-17 vs. Philadelphia). TOUCHDOWNS—(none).

2016 GAME-BY-GAME

| DATE | OPPONENT | RECEIVING | | | | | | RUSHING | | | | | |
|--------|----------------|-----------|-----|------|----|----|--|---------|-----|-----|----|----|---|
| | | NO | YDS | AVG | LG | TD | | ATT | YDS | AVG | LG | TD | |
| 9-11 | at N.Y. Jets | | | | | | | | | | | | |
| 9-18 | at Pittsburgh | | | | | | | | | | | | |
| 9-25 | DENVER | | | | | | | | | | | | |
| 9-29 | MIAMI | | | | | | | | | | | | |
| 10-9 | at Dallas | 0 | 0 | — | — | 0 | | — | — | — | — | — | — |
| 10-16 | at New England | | | | | | | | | | | | |
| 10-23 | CLEVELAND | | | | | | | | | | | | |
| 10-30 | WASHINGTON | | | | | | | | | | | | |
| 11-6 | — BYE — | | | | | | | | | | | | |
| 11-14 | at N.Y. Giants | 0 | 0 | — | — | 0 | | — | — | — | — | — | — |
| 11-20 | BUFFALO | | | | | | | | | | | | |
| 11-27 | at Baltimore | 0 | 0 | — | — | 0 | | — | — | — | — | — | — |
| 12-4 | PHILADELPHIA | 2 | 58 | 29.0 | 50 | 0 | | — | — | — | — | — | — |
| 12-11 | at Cleveland | 1 | 8 | 8.0 | 8 | 0 | | — | — | — | — | — | — |
| 12-18 | PITTSBURGH | 2 | 13 | 6.5 | 10 | 0 | | — | — | — | — | — | — |
| 12-24 | at Houston | 8 | 39 | 4.9 | 9 | 0 | | — | — | — | — | — | — |
| 1-1 | BALTIMORE | 4 | 82 | 20.5 | 31 | 0 | | — | — | — | — | — | — |
| TOTALS | | 17 | 200 | 11.8 | 50 | 0 | | — | — | — | — | — | — |

| DATE | OPPONENT | SPECIAL TEAMS | | | | | | | | KICKOFF RETURNS | | | | | | | PUNT RETURNS | | | | | | |
|--------|----------------|---------------|----|----|----|----------|----|-----|-----|-----------------|-----|-----|----|----|----|--|--------------|-----|-----|----|----|----|---|
| | | ST | AT | TT | FF | FR-YDS | BP | BFG | BXP | NO | YDS | AVG | FC | LG | TD | | NO | YDS | AVG | FC | LG | TD | |
| 9-11 | at N.Y. Jets | | | | | INACTIVE | | | | | | | | | | | | | | | | | |
| 9-18 | at Pittsburgh | | | | | INACTIVE | | | | | | | | | | | | | | | | | |
| 9-25 | DENVER | | | | | INACTIVE | | | | | | | | | | | | | | | | | |
| 9-29 | MIAMI | | | | | INACTIVE | | | | | | | | | | | | | | | | | |
| 10-9 | at Dallas | 0 | 1 | 1 | 0 | 0-0 | 0 | 0 | 0 | — | — | — | — | — | — | | — | — | — | — | — | — | — |
| 10-16 | at New England | | | | | INACTIVE | | | | | | | | | | | | | | | | | |
| 10-23 | CLEVELAND | | | | | INACTIVE | | | | | | | | | | | | | | | | | |
| 10-30 | WASHINGTON | | | | | INACTIVE | | | | | | | | | | | | | | | | | |
| 11-6 | — BYE — | | | | | | | | | | | | | | | | | | | | | | |
| 11-14 | at N.Y. Giants | 0 | 0 | 0 | 0 | 0-0 | 0 | 0 | 0 | — | — | — | — | — | — | | — | — | — | — | — | — | — |
| 11-20 | BUFFALO | | | | | INACTIVE | | | | | | | | | | | | | | | | | |
| 11-27 | at Baltimore | 0 | 0 | 0 | 0 | 0-0 | 0 | 0 | 0 | — | — | — | — | — | — | | — | — | — | — | — | — | — |
| 12-4 | PHILADELPHIA | 0 | 0 | 0 | 0 | 0-0 | 0 | 0 | 0 | — | — | — | — | — | — | | — | — | — | — | — | — | — |
| 12-11 | at Cleveland | 0 | 0 | 0 | 0 | 0-0 | 0 | 0 | 0 | — | — | — | — | — | — | | — | — | — | — | — | — | — |
| 12-18 | PITTSBURGH | 0 | 0 | 0 | 0 | 0-0 | 0 | 0 | 0 | — | — | — | — | — | — | | — | — | — | — | — | — | — |
| 12-24 | at Houston | 0 | 0 | 0 | 0 | 0-0 | 0 | 0 | 0 | — | — | — | — | — | — | | — | — | — | — | — | — | — |
| 1-1 | BALTIMORE | 0 | 0 | 0 | 0 | 0-0 | 0 | 0 | 0 | — | — | — | — | — | — | | — | — | — | — | — | — | — |
| TOTALS | | 0 | 1 | 1 | 0 | 0-0 | 0 | 0 | 0 | — | — | — | — | — | — | | — | — | — | — | — | — | — |



COX, DEMETRIOUS

S #37

Height: 6-0
Weight: 200
College: Michigan State
Experience: Rookie in 2017

2016 games-starts: 0-0
Career games-starts: 0-0
Born: 4-20-94
Hometown: Jeannette, Pa.
Acquired: CFA'17

Versatile, productive player and team captain from same Michigan State defensive backfield that produced Bengals CB Darqueze Dennard ... Totaled 166 career tackles, 18 passes defended, four INTs and two fumble recoveries ... Switched in college between cornerback (nine starts) and safety (16 starts) ... All starts senior season were at safety, which is where Bengals will look at him ... Also a productive special teams player for the Spartans.

Career transactions: Signed with Cincinnati as college free agent on 5-5-17.

College highlights: Spent five years at Michigan State (one redshirt) and played in 51 games, with 25 starts (16 at S and nine at CB) ... Career totals of 166 tackles, including 5.5 for losses, with four INTs, 14 pass breakups and two fumble recoveries ... Scored two career TDs. **2016**—Team captain ... Started 10 games, all at free safety ... Totaled 55 tackles, including 1.5 for losses, and six passes defended ... Three tackles in win vs. Rutgers, and intercepted a pass and returned it 30 yards for a TD ... Four tackles in win at Illinois, including one for a loss, and also had a pass breakup ... Seven tackles and one pass breakup vs. Northwestern ... Nine tackles and a pass breakup vs. BYU ... Career-high 14 tackles vs. Wisconsin. **2015**—Started all 14 games (eight at CB and six at S) ... Third-team all-Big Ten selection (media) ... Totaled 79 tackles, including two for losses, three INTs, 10 passes defended and a FR ... Recorded seven tackles and two pass breakups in win vs. Oregon ... In win vs. Purdue, his first career start at S, logged three tackles and an INT ... Eight

tackles in win at Michigan ... Four tackles in upset win at Ohio State ... Recorded seven tackles in win vs. Penn State, along with a fumble recovery he returned 77 yards for a TD ... Seven tackles in Big Ten Championship Game vs. Iowa, and picked off a pass in the end zone in the second quarter ... Seven tackles in College Football Playoff Semifinal at the Cotton Bowl Classic vs. Alabama. **2014**—Played in all 13 games ... Totaled 26 tackles, including two for losses, with two passes defended ... Forced and recovered a fumble in win vs. Eastern Michigan ... Recorded a 14-yard sack vs. Ohio State ... Four tackles, including one for a loss, and a pass defended in win at Penn State. **2013**—Played in all 14 games, primarily on special teams ... Recorded six tackles. **2012**—Did not play (redshirt).

High school: Attended Jeannette High School in Jeannette, Pa. (outside Pittsburgh) ... Named Pittsburgh Post-Gazette WPIAL Class AA Player of the Year ... Helped lead Jeannette to state championship game, scoring 10 TDs during team's playoff run ... Accounted for 2173 yards and 31 scores as a senior, rushing for 1263 yards and 22 TDs, and passing 62 of 106 for 910 yards and nine more TDs ... On defense as a senior, recorded 63 tackles and three INTs, including one he returned for a TD ... As a junior, rushed for 621 yards and 12 scores, and passed 55 of 88 for 698 yards and four more TDs ... Also a standout on the basketball team, surpassing 1000 career points.

Personal: Hometown is Jeannette, Pa. ... Interdisciplinary studies major at Michigan State.



DALTON, ANDY

QB #14

Height: 6-2

Weight: 220

College: Texas Christian

Experience: 7th-year player in 2017

2016 games-starts: 16-16

Career games-starts: 93-93

Born: 10-29-87

Hometown: Katy, Texas

Acquired: D2'11

Dalton played his sixth season in 2016, praised by head coach Marvin Lewis for best overall campaign of his career ... Named to AFC Pro Bowl team as replacement for New England's Tom Brady, his third career Pro Bowl berth ... Dalton's 2016 passer rating of 91.8 did not match his Bengals-record 106.3 of 2015, but he played much of year without injured A.J. Green and Tyler Eifert, and he faced more pressure, sacked as many times (41) as in the two previous seasons combined ... His 4206 passing yards were second in Bengals history, behind only his own 4293 from 2013 ... In the '16 season, he (and later Cam Newton) joined Peyton Manning as the only NFL passers to hit 3000 yards in each of their first six seasons ... Has Bengals' best career passer rating (89.1) ... With 56-35-2 record as a starter, has best regular-season winning percentage (.613) of any Bengals QB with 10 or more starts ... Led Bengals to playoffs in each of his first five seasons (2011-15), joining Baltimore's Joe Flacco as only QBs to do that in the Super Bowl era ... Bengals 2016 nominee for NFL's Walter Payton Man of the Year award.

Career transactions: Selected by Cincinnati in second round of 2011 NFL Draft (35th overall) ... Signed with Bengals on 7-30-11 ... Signed contract extension with Bengals on 8-4-14.

Pro Bowl participation: Has been named to and played in three Pro Bowls ... In 2016 season game at Orlando, his 23-yard TD pass to Kansas City's Travis Kelce put AFC ahead to stay at 14-7 in second quarter, and he led a 55-yard FG drive in third quarter; finished game with 94.4 passer rating (10-for-12 for 100-1-1 ... Played for Team Carter in 2014 season contest at Glendale, Ariz., passing nine-for-20 for 69-0-0 ... Played for AFC in 2011 season contest at Honolulu and passed seven-for-nine for 99 yards with two TDs (47 and three yards, both to Brandon Marshall) and no INTs.

Record game of keep-away: Dalton threw all 563 Bengals passes in 2016, and his INT total of eight constitutes a team record for fewest INTs in a season. The previous low of nine was set three times, including twice in 16-game seasons. Those two were in 1997, with Jeff Blake throwing seven INTs and Boomer Esiason two, and in 2015, with Dalton throwing seven and AJ McCarron two. Dalton's INT percentage in '16 was a career-low 1.4, topping 1.8 in '15.

Best Bengals TD-INT ratio: Dalton's 18 TD passes against eight INTs in 2016 left him with 142 TD passes and 81 INTs for his career, a ratio of 1.75-to-1 which is best in Bengals history. Carson Palmer is second at 1.54 (154-100), followed by Jeff Blake at 1.50 (93-62), Boomer Esiason at 1.43 (187-131) and Ken Anderson at 1.23 (197-160).

Bank on Bengals with Andy at 100: Dalton has posted 36 career games with a passer rating at 100 or above, and Cincinnati's record in those contests is 31-5 (.861).

2016 general: Started Games 1-16, passing 364-for-563 (64.7 percent) for 4206 yards, with 18 TDs and eight INTs (91.8 rating) ... Passed for 366 yards in each of Games 1 and 2, becoming first Bengal to hit that number or higher in consecutive games ... His 364 completions were a career-high, topping by one his 2013 total, and the 364 ranks second in Bengals history behind Carson Palmer's 373 in 2007.

2016 game-by-game: Posted 114.0 rating in season-opening win Sept. 11 at N.Y. Jets, including 54-yard TD pass to A.J. Green, despite being sacked seven times, most of his career ... Launched career-high 54 passes as rush game sagged Sept. 18 at Pittsburgh, completing 31 for 366-1-0, with 25-yard TD pass to HB Giovani Bernard ... Posted 111.8 rating Sept. 29 vs. Miami, connecting 10 times with A.J. Green for 173 yards, including a seven-yard TD ... Posted 104.6 rating in loss Oct. 9 at Dallas, with two fourth-quarter TD passes to WR Brandon LaFell and no INTs ... Logged 103.4 rating Oct. 16 at New England,

with a five-yard TD to LaFell ... Posted 128.3 rating on Oct. 23 at Cleveland, with 44-yard TD pass to LaFell and 48-yard "Hail Mary" score to A.J. Green at conclusion of first half ... Season-low 57.0 rating Nov. 20 vs. Buffalo, passing 24-for-43 for 207-1-2, his only game of season with more than one INT ... Personal season-best 130.0 rating on Dec. 4 vs. Philadelphia, passing 23-for-31 for 332-2-0, with TD passes of 13 yards to Tyler Eifert and eight yards to Brandon LaFell ... Threw two TD passes to Eifert on Dec. 11 at Cleveland, with no INTs and 112.2 passer rating ... Had career-long completion of 86 yards on Dec. 24 at Houston, as WR Brandon LaFell turned a short throw into a score ... Posted his eighth triple-digit passer rating of the season on Jan. 1 vs. Baltimore, hitting 101.2 on 18-of-28 for 226-1-0.

Previous seasons: 2011—As rookie, led four wins featuring fourth-quarter comebacks ... Voted in December as first alternate to AFC Pro Bowl squad, and was named to team as replacement for New England's Tom Brady ... Became first NFL rookie QB to that point to start as many as eight wins and throw for 20 or more TDs ... Also to that point, became the first rookie QB not drafted in first round to start every game in 16-game NFL season ... Set Bengals rookie records for TD passes (20) and passing yards (3398) ... On Sept. 18 at Denver, Dalton and WR A.J. Green became first rookie pair in NFL history to combine for 10 completions in a game (still the only pair through 2016) ... On Oct. 2 vs. unbeaten Buffalo, led Bengals from 17-3 halftime deficit to 23-20 win, posting second-half performance that included 17-yard TD pass to Jermaine Gresham and a three-yard rushing score ... On Nov. 6 at Tennessee, completed third fourth-quarter comeback, throwing second-half TD passes to Jerome Simpson and Andre Caldwell as Bengals won 24-17 after trailing 17-14 after three quarters ... Led fourth-quarter comeback for fourth time on Nov. 27 vs. Cleveland, posting 105.6 passer rating as Bengals rallied from 17-7 halftime deficit to 23-20 win ... Passed 27-for-42 for 257-0-3 in Wild Card playoff on 1-7-12 at Houston. **2012—**Passed 329-for-528 (62.3 percent), for 3669 yards, with 27 TDs and 16 INTs (87.4 rating) ... Also had four rushing TDs ... Ranked third in AFC in TD passes ... Earned AFC Offensive Player of the Week award for Nov. 11 performance vs. N.Y. Giants, posting 127.6 rating while passing 21-for-30 for 199-4-0 ... On Dec. 2 at San Diego, ad-libbed go-ahead TD with six-yard rush late in fourth quarter, pivotal play in 20-13 win. **2013—**Led Bengals to 11-5 record and AFC North title ... Became only second Bengal to win three of NFL's monthly or weekly AFC awards in a season, joining S David Fulcher from 1989 ... Named AFC Offensive Player of Week for Oct. 13 at Buffalo and Dec. 8 vs. Indianapolis; also named AFC Offensive Player of the Month for October ... Averaged 116.8 passer rating over four games to win October monthly honor, as Bengals posted 4-0 record ... Topped 300-yard mark in passing for four straight games (Games 6-9), a Bengals record ... With 4293 passing yards, broke Carson Palmer's club record of 4131 ... With 33 TD passes, ranked second in AFC and broke Palmer's club record of 32 set in 2005 ... On Oct. 27 vs. Jets, went 19-for-30 for 325 yards with a career-high five TDs and one INT (125.7 rating) ... On Dec. 22 vs. Minnesota, posted 136.5 rating (27-for-38 for 366 yards), with four TDs and no INTs ... In Wild Card playoff on 1-5-14 vs. San Diego, passed 29-for-51 for 334-1-2. **2014—**Started Games 1-16 and Wild Card playoff, and named to Pro Bowl as injury replacement for Green Bay's Aaron Rodgers ... Led two-game sweep of division rival Baltimore, with fourth-quarter comebacks in both games ... Scored five TDs himself, tying Jack Thompson's 1979 record for Bengals QBs ... On Sept. 7 at Baltimore, his 77-yard TD pass to A.J. Green in fourth quarter lifted Bengals from 16-15 deficit to 23-16 win ... Posted a 116.6 passer rating on Sept. 14 vs. Atlanta, with 76-yard TD to Mohamed Sanu ... In Games 1-2, became first passer in Bengals history with completions of 75-plus yards in consecutive games ... On Sept. 21 vs. Tennessee, became only Bengals QB to catch a TD pass, making contested catch in the flat on throw from WR Mohamed Sanu and sprinting 18 yards for the score ... Posted 143.9 passer rating Nov. 16 at New Orleans ... In Wild Card playoff on 1-5-15 at Indianapolis, passed 18-for-35 for 155-0-0, and rushed four-for-34. **2015—**Started Games 1-13, passing 255-for-386 (66.1 percent) for 3250 yards with 25 TDs and seven INTs ... Inactive for Games 14-16 and for Wild

(Andy Dalton, continued)

Card playoff, due to right thumb fracture suffered Dec. 13 vs. Pittsburgh ... With 106.3 season passer rating, broke Carson Palmer's club season record of 101.1, set in 2005 ... Only QB to better his rating was Seattle's Russell Wilson (110.1) ... Joined Ken Anderson (four times) and Boomer Esiason (twice) among Bengals to win an AFC passing title, and it was Bengals' first since 1989 (Esiason at 92.1) ... Second in NFL in yards per pass attempt (8.42) ... Opened season with four straight games with a passer rating of 115.0 or better, joining L.A. Rams' John Hadl as only players to do that since 1973, the NFL's first year of using passer ratings ... On Sept. 20 vs. San Diego, registered a 126.1 rating with TD passes to A.J. Green, Marvin Jones (45 yards) and Tyler Eifert ... Led a pair of fourth-quarter comebacks Sept. 27 at Baltimore, with TD passes of 80 and seven yards to A.J. Green that both erased deficits, the second pass providing final points in 28-24 win ... Passed at Baltimore for career-best 383 yards ... Logged 127.1 rating on Oct. 4 vs. Kansas City, with 55-yard TD pass to WR Brandon Tate ... In 16-10 win on Nov. 1. at Pittsburgh, led his third fourth-quarter comeback of the season, capping a 45-yard drive with a nine-yard TD pass to WR A.J. Green on third down for the eventual winning points with 2:57 to play ... On Nov. 5 vs. Cleveland, posted 139.8 rating and season-high completion percentage, passing 21-for-27 (77.8 percent) for 243-3-0, all three TDs going to Tyler Eifert ... Passed an efficient 14-of-19 for 220-2-0 Dec. 6 at Cleveland, good for 146.8 career-best rating ... Suffered thumb

fracture Dec. 13 vs. Pittsburgh while making tackle after throwing INT in first quarter, ending not only his season, but streak of 77 consecutive starts, a Bengals QB record.

College: Dalton was the key player in TCU's return to football prominence during his career ... Played four seasons (2007-10), seeing action in 50 games with 49 starts ... A two-time Offensive Player of the Year in Mountain West Conference, he authored an MWC-record 42 victories and was tagged with only seven losses ... Set TCU records for pass attempts (1317), completions (812), passing yards (10,314) and TD passes (71) ... His TD/INT differential was plus-41 (71-30) ... Rushed for 1611 career yards and 22 additional TDs, and departed with new MWC record for total offense (11,925 yards) ... As a senior, led TCU to a No. 2 national ranking, after 13-0 season capped by Rose Bowl win over Wisconsin ... Named Offensive MVP in Rose Bowl.

Personal: Hometown is Katy, Texas, in Greater Houston ... Attended Katy High School, where he led team to a 14-1 record and Texas 5A finals berth as a senior ... Marketing major at TCU ... Following 2011 season, joined wife Jordan in establishing the Andy and Jordan Dalton Foundation, which conducts a wide range of community outreach efforts in the Cincinnati and Dallas-Fort Worth, Texas areas ... The foundation's mission is to provide opportunities, support, resources and life-changing experiences to seriously ill and physically challenged children ... The Daltons have two sons, Noah and Nash.

ANDY DALTON'S STATISTICS

| | | | PASSING | | | | | | | | | | | |
|--------|------------|-------|---------|------|------|--------|---------|-----|-----|-----|------|-----|----------|-------|
| YEAR | TEAM | G-S | ATT | CMP | CMP% | YDS | YDS/ATT | TD | TD% | INT | INT% | LG | SKD-YDS | RAT |
| 2011 | Cincinnati | 16-16 | 516 | 300 | 58.1 | 3398 | 6.59 | 20 | 3.9 | 13 | 2.5 | 84 | 24-160 | 80.4 |
| 2012 | Cincinnati | 16-16 | 528 | 329 | 62.3 | 3669 | 6.95 | 27 | 5.1 | 16 | 3.0 | 59t | 46-229 | 87.4 |
| 2013 | Cincinnati | 16-16 | 586 | 363 | 61.9 | 4293 | 7.33 | 33 | 5.6 | 20 | 3.4 | 82t | 29-182 | 88.8 |
| 2014 | Cincinnati | 16-16 | 481 | 309 | 64.2 | 3398 | 7.06 | 19 | 4.0 | 17 | 3.5 | 81t | 21-124 | 83.5 |
| 2015 | Cincinnati | 13-13 | 386 | 255 | 66.1 | 3250 | 8.42 | 25 | 6.5 | 7 | 1.8 | 80t | 20-118 | 106.3 |
| 2016 | Cincinnati | 16-16 | 563 | 364 | 64.7 | 4206 | 7.47 | 18 | 3.2 | 8 | 1.4 | 86t | 41-264 | 91.8 |
| CAREER | | 93-93 | 3060 | 1920 | 62.7 | 22,214 | 7.26 | 142 | 4.6 | 81 | 2.6 | 86t | 181-1077 | 89.1 |

| | | RUSHING | | | | | RECEIVING | | | | | SCORING | | | | | |
|--------|------------|---------|-----|-----|-----|----|-----------|-----|------|-----|----|---------|------|------|-------|-------|-----|
| YEAR | TEAM | ATT | YDS | AVG | LG | TD | NO | YDS | AVG | LG | TD | TD | TD-R | TD-P | TD-Rt | 2-PtC | PTS |
| 2011 | Cincinnati | 37 | 152 | 4.1 | 17 | 1 | 0 | 0 | — | — | 0 | 1 | 1 | 0 | 0 | 0 | 6 |
| 2012 | Cincinnati | 47 | 120 | 2.6 | 17 | 4 | 0 | 0 | — | — | 0 | 4 | 4 | 0 | 0 | 0 | 24 |
| 2013 | Cincinnati | 61 | 183 | 3.0 | 12 | 2 | 0 | 0 | — | — | 0 | 2 | 2 | 0 | 0 | 0 | 12 |
| 2014 | Cincinnati | 60 | 169 | 2.8 | 20t | 4 | 1 | 18 | 18.0 | 18t | 1 | 5 | 4 | 1 | 0 | 0 | 30 |
| 2015 | Cincinnati | 57 | 142 | 2.5 | 12 | 3 | 0 | 0 | — | — | 0 | 3 | 3 | 0 | 0 | 0 | 18 |
| 2016 | Cincinnati | 46 | 184 | 4.0 | 15 | 4 | 0 | 0 | — | — | 0 | 4 | 4 | 0 | 0 | 0 | 24 |
| CAREER | | 308 | 950 | 3.1 | 20t | 18 | 1 | 18 | 18.0 | 18t | 1 | 19 | 18 | 1 | 0 | 0 | 114 |

ADDITIONAL STATISTICS: Dalton passed for one two-point conversion in 2014.

PASSING SINGLE-GAME HIGHS: ATTEMPTS—54 (9-18-16 at Pittsburgh). COMPLETIONS—33 (10-12-14 vs. Carolina). YARDS—383 (9-27-15 at Baltimore). TOUCHDOWNS—5 (10-27-13 vs. N.Y. Jets). INTERCEPTIONS—4 (12-29-13 vs. Baltimore). LONG—86t (12-24-16 at Houston). RATING (minimum 14 attempts)—146.8 (12-6-15 at Cleveland).

RUSHING SINGLE-GAME HIGHS: ATTEMPTS—8 (two times; most recently on 11-22-15 at Arizona). YARDS—48 (12-24-11 vs. Arizona). LONG—20 (two times; most recently on 12-7-14 vs. Pittsburgh [TD]). TOUCHDOWNS—2 (10-26-14 vs. Baltimore).

POSTSEASON

| | | | PASSING | | | | | | | | | | | |
|--------|------------|-----|---------------|-----|------|-----|---------|----|-----|-----|------|----|---------|------|
| YEAR | TEAM | G-S | ATT | CMP | CMP% | YDS | YDS/ATT | TD | TD% | INT | INT% | LG | SKD-YDS | RAT |
| 2011 | Cincinnati | 1-1 | 42 | 27 | 64.3 | 257 | 6.12 | 0 | 0.0 | 3 | 7.1 | 36 | 4-33 | 51.4 |
| 2012 | Cincinnati | 1-1 | 30 | 14 | 46.7 | 127 | 4.23 | 0 | 0.0 | 1 | 3.3 | 45 | 2-9 | 44.7 |
| 2013 | Cincinnati | 1-1 | 51 | 29 | 56.9 | 334 | 6.55 | 1 | 2.0 | 2 | 3.9 | 49 | 3-8 | 67.0 |
| 2014 | Cincinnati | 1-1 | 35 | 18 | 51.4 | 155 | 4.43 | 0 | 0.0 | 0 | 0.0 | 26 | 3-11 | 63.4 |
| 2015 | Cincinnati | 0-0 | DID NOT PLAY* | | | | | | | | | | | |
| CAREER | | 4-4 | 158 | 88 | 55.7 | 873 | 5.53 | 1 | 0.6 | 6 | 3.8 | 49 | 12-61 | 57.8 |


| | | RUSHING | | | | | | RECEIVING | | | | | SCORING | | | | | | |
|--------|------------|---------|-----|-----|----|----|--|-----------|-----|-----|----|----|---------|----|------|------|-------|-------|-----|
| YEAR | TEAM | ATT | YDS | AVG | LG | TD | | NO | YDS | AVG | LG | TD | | TD | TD-R | TD-P | TD-Rt | 2-PtC | PTS |
| 2011 | Cincinnati | 3 | 17 | 5.7 | 15 | 0 | | — | — | — | — | — | | — | — | — | — | — | — |
| 2012 | Cincinnati | 4 | 15 | 3.8 | 12 | 0 | | — | — | — | — | — | | — | — | — | — | — | — |
| 2013 | Cincinnati | 5 | 26 | 5.2 | 12 | 0 | | — | — | — | — | — | | — | — | — | — | — | — |
| 2014 | Cincinnati | 4 | 34 | 8.5 | 16 | 0 | | — | — | — | — | — | | — | — | — | — | — | — |
| CAREER | | 16 | 92 | 5.8 | 16 | 0 | | — | — | — | — | — | | — | — | — | — | — | — |

* NOTE: Dalton was inactive for one postseason game with Cincinnati in 2015.

CAREER GAME-BY-GAME

| | | PASSING | | | | | | | | RUSHING | | | | |
|-------------------|-----------------|---------|-----|-----|---------|----|-----|-----|-------|---------|-----|------|-----|----|
| DATE | OPPONENT | ATT | CMP | YDS | SKD-YDS | TD | LG | INT | RAT | ATT | YDS | AVG | LG | TD |
| 2011 / CINCINNATI | | | | | | | | | | | | | | |
| 9-11 | at Cleveland | 15 | 10 | 81 | 3-11 | 1 | 22 | 0 | 102.4 | 0 | 0 | — | — | 0 |
| 9-18 | at Denver | 41 | 27 | 332 | 2-22 | 2 | 84 | 0 | 107.0 | 2 | 3 | 1.5 | 5 | 0 |
| 9-25 | SAN FRANCISCO | 32 | 17 | 157 | 1-8 | 0 | 22 | 2 | 40.8 | 1 | 5 | 5.0 | 5 | 0 |
| 10-2 | BUFFALO | 36 | 18 | 298 | 2-11 | 1 | 58 | 2 | 64.4 | 3 | 12 | 4.0 | 6 | 1 |
| 10-9 | at Jacksonville | 33 | 21 | 179 | 2-17 | 2 | 37 | 1 | 85.3 | 0 | 0 | — | — | 0 |
| 10-16 | INDIANAPOLIS | 32 | 25 | 264 | 0-0 | 1 | 32 | 0 | 111.5 | 2 | -1 | -0.5 | 0 | 0 |
| 10-23 | — BYE — | | | | | | | | | | | | | |
| 10-30 | at Seattle | 29 | 18 | 168 | 1-8 | 2 | 43t | 2 | 72.2 | 2 | 3 | 1.5 | 3 | 0 |
| 11-6 | at Tennessee | 39 | 22 | 217 | 1-7 | 3 | 25 | 0 | 97.9 | 3 | 4 | 1.3 | 3 | 0 |
| 11-13 | PITTSBURGH | 30 | 15 | 170 | 0-0 | 2 | 36t | 2 | 61.8 | 0 | 0 | — | — | 0 |
| 11-20 | at Baltimore | 45 | 24 | 373 | 2-9 | 1 | 49 | 3 | 60.7 | 4 | 32 | 8.0 | 11 | 0 |
| 11-27 | CLEVELAND | 31 | 21 | 270 | 2-13 | 1 | 51 | 0 | 105.6 | 6 | 23 | 3.8 | 7 | 0 |
| 12-4 | at Pittsburgh | 24 | 11 | 135 | 3-24 | 1 | 43 | 0 | 77.6 | 2 | 6 | 3.0 | 4 | 0 |
| 12-11 | HOUSTON | 28 | 16 | 189 | 1-5 | 1 | 36 | 0 | 89.7 | 1 | 2 | 2.0 | 2 | 0 |
| 12-18 | at St. Louis | 26 | 15 | 179 | 1-6 | 0 | 55 | 1 | 62.8 | 2 | -2 | -1.0 | -1 | 0 |
| 12-24 | ARIZONA | 31 | 18 | 154 | 2-18 | 2 | 19t | 0 | 92.7 | 5 | 48 | 9.6 | 17 | 0 |
| 1-1 | BALTIMORE | 44 | 22 | 232 | 1-1 | 0 | 31 | 0 | 65.7 | 4 | 17 | 4.3 | 13 | 0 |
| Postseason | | | | | | | | | | | | | | |
| 1-7 | at Houston | 42 | 27 | 257 | 4-33 | 0 | 36 | 3 | 51.4 | 3 | 17 | 5.7 | 15 | 0 |
| 2012 / CINCINNATI | | | | | | | | | | | | | | |
| 9-10 | at Baltimore | 37 | 22 | 221 | 4-28 | 0 | 27 | 1 | 65.3 | 3 | 11 | 3.7 | 6 | 0 |
| 9-16 | CLEVELAND | 31 | 24 | 318 | 6-23 | 3 | 50t | 1 | 128.2 | 3 | 4 | 1.3 | 3 | 0 |
| 9-23 | at Washington | 27 | 19 | 328 | 2-16 | 3 | 59t | 1 | 132.9 | 2 | 16 | 8.0 | 17 | 0 |
| 9-30 | at Jacksonville | 31 | 20 | 244 | 0-0 | 2 | 42 | 1 | 96.7 | 6 | 5 | 0.8 | 5 | 1 |
| 10-7 | MIAMI | 43 | 26 | 234 | 3-16 | 1 | 24 | 2 | 63.5 | 4 | 21 | 5.3 | 12 | 0 |
| 10-14 | at Cleveland | 46 | 31 | 381 | 2-19 | 3 | 57t | 3 | 87.3 | 2 | 5 | 2.5 | 3 | 0 |
| 10-21 | PITTSBURGH | 28 | 14 | 105 | 0-0 | 1 | 17 | 1 | 56.4 | 1 | -1 | -1.0 | -1 | 0 |
| 10-28 | — BYE — | | | | | | | | | | | | | |
| 11-4 | DENVER | 42 | 26 | 299 | 5-24 | 1 | 52 | 1 | 81.3 | 2 | 16 | 8.0 | 11 | 0 |
| 11-11 | N.Y. GIANTS | 30 | 21 | 199 | 0-0 | 4 | 56t | 0 | 127.6 | 2 | -2 | -1.0 | -1 | 0 |
| 11-18 | at Kansas City | 29 | 18 | 230 | 2-10 | 2 | 40 | 0 | 109.8 | 3 | 13 | 4.3 | 11 | 1 |
| 11-25 | OAKLAND | 30 | 16 | 210 | 2-16 | 3 | 48 | 0 | 109.0 | 4 | 5 | 1.3 | 8 | 0 |
| 12-2 | at San Diego | 38 | 25 | 211 | 1-0 | 1 | 19t | 2 | 65.2 | 4 | 5 | 1.3 | 6t | 1 |
| 12-9 | DALLAS | 33 | 20 | 206 | 5-16 | 1 | 25 | 1 | 76.1 | 1 | 0 | 0.0 | 0 | 0 |
| 12-13 | at Philadelphia | 27 | 13 | 127 | 6-35 | 1 | 19 | 0 | 74.2 | 8 | 18 | 2.3 | 11t | 1 |
| 12-23 | at Pittsburgh | 41 | 24 | 278 | 6-25 | 0 | 25 | 2 | 58.8 | 0 | 0 | — | — | 0 |
| 12-30 | BALTIMORE | 15 | 10 | 78 | 2-1 | 1 | 17 | 0 | 101.5 | 2 | 4 | 2.0 | 3 | 0 |
| Postseason | | | | | | | | | | | | | | |
| 1-5 | at Houston | 30 | 14 | 127 | 2-9 | 0 | 45 | 1 | 44.7 | 4 | 15 | 3.8 | 12 | 0 |
| 2013 / CINCINNATI | | | | | | | | | | | | | | |
| 9-8 | at Chicago | 33 | 26 | 282 | 1-5 | 2 | 45 | 2 | 97.2 | 2 | 2 | 1.0 | 3 | 0 |
| 9-16 | PITTSBURGH | 45 | 25 | 280 | 0-0 | 1 | 61 | 0 | 81.7 | 3 | 10 | 3.3 | 4 | 0 |
| 9-22 | GREEN BAY | 28 | 20 | 235 | 4-20 | 2 | 32 | 1 | 105.5 | 4 | 3 | 0.8 | 4 | 0 |
| 9-29 | at Cleveland | 42 | 23 | 206 | 2-3 | 0 | 29 | 1 | 58.2 | 4 | 13 | 3.3 | 10 | 0 |
| 10-6 | NEW ENGLAND | 27 | 20 | 212 | 4-33 | 0 | 28 | 1 | 81.1 | 6 | 25 | 4.2 | 9 | 0 |
| 10-13 | at Buffalo | 40 | 26 | 337 | 3-19 | 3 | 54 | 1 | 105.9 | 7 | 17 | 2.4 | 6 | 0 |
| 10-20 | at Detroit | 34 | 24 | 372 | 1-8 | 3 | 82t | 0 | 135.9 | 1 | 6 | 6.0 | 6 | 0 |
| 10-27 | N.Y. JETS | 30 | 19 | 325 | 1-2 | 5 | 53 | 1 | 125.7 | 0 | 0 | — | — | 0 |
| 10-31 | at Miami | 53 | 32 | 338 | 5-36 | 0 | 26 | 3 | 55.4 | 5 | 12 | 2.4 | 10 | 0 |
| 11-10 | at Baltimore | 51 | 24 | 274 | 5-30 | 2 | 51t | 3 | 52.2 | 6 | 22 | 3.7 | 12 | 0 |
| 11-17 | CLEVELAND | 27 | 13 | 93 | 0-0 | 3 | 25t | 2 | 62.7 | 4 | 0 | 0.0 | 1 | 0 |
| 11-24 | — BYE — | | | | | | | | | | | | | |
| 12-1 | at San Diego | 23 | 14 | 190 | 0-0 | 1 | 50 | 1 | 83.6 | 3 | 9 | 3.0 | 11 | 0 |
| 12-8 | INDIANAPOLIS | 35 | 24 | 275 | 0-0 | 3 | 29t | 0 | 120.5 | 5 | 11 | 2.2 | 8t | 1 |
| 12-15 | at Pittsburgh | 44 | 25 | 230 | 1-8 | 2 | 19 | 0 | 86.4 | 4 | 20 | 5.0 | 9 | 0 |
| 12-22 | MINNESOTA | 38 | 27 | 363 | 2-18 | 4 | 41 | 0 | 136.2 | 1 | 10 | 10.0 | 10 | 0 |
| 12-29 | BALTIMORE | 36 | 21 | 281 | 0-0 | 2 | 53t | 4 | 62.2 | 6 | 23 | 3.8 | 9 | 1 |
| Postseason | | | | | | | | | | | | | | |
| 1-5 | SAN DIEGO | 51 | 29 | 334 | 3-8 | 1 | 49 | 2 | 67.0 | 5 | 26 | 5.2 | 12 | 0 |
| 2014 / CINCINNATI | | | | | | | | | | | | | | |
| 9-7 | at Baltimore | 38 | 25 | 301 | 0-0 | 1 | 77t | 0 | 98.7 | 6 | 3 | 0.5 | 3 | 0 |
| 9-14 | ATLANTA | 23 | 15 | 252 | 0-0 | 1 | 76t | 0 | 116.6 | 3 | 6 | 2.0 | 4 | 0 |
| 9-21 | TENNESSEE | 23 | 15 | 169 | 0-0 | 0 | 29 | 1 | 68.9 | 3 | 3 | 1.0 | 3 | 0 |
| 9-28 | — BYE — | | | | | | | | | | | | | |
| 10-5 | at New England | 24 | 15 | 204 | 1-8 | 2 | 37t | 0 | 117.4 | 2 | 16 | 8.0 | 12 | 0 |
| 10-12 | CAROLINA | 43 | 33 | 323 | 1-3 | 2 | 34t | 2 | 93.5 | 4 | 25 | 6.3 | 20 | 0 |
| 10-19 | at Indianapolis | 38 | 18 | 126 | 3-17 | 0 | 32 | 0 | 55.4 | 1 | 0 | 0.0 | 0 | 0 |
| 10-26 | BALTIMORE | 28 | 21 | 266 | 2-27 | 0 | 53 | 1 | 89.3 | 6 | 14 | 2.3 | 5 | 2 |
| 11-2 | JACKSONVILLE | 31 | 19 | 233 | 2-1 | 2 | 36 | 2 | 79.1 | 2 | 11 | 5.5 | 8 | 0 |
| 11-6 | CLEVELAND | 33 | 10 | 86 | 2-14 | 0 | 18 | 3 | 2.0 | 3 | 8 | 2.7 | 4 | 0 |
| 11-16 | at New Orleans | 22 | 16 | 220 | 1-1 | 3 | 38 | 0 | 143.9 | 5 | 12 | 2.4 | 11 | 0 |
| 11-23 | at Houston | 35 | 24 | 233 | 0-0 | 1 | 20 | 1 | 84.6 | 7 | 6 | 0.9 | 3 | 0 |
| 11-30 | at Tampa Bay | 27 | 19 | 176 | 2-11 | 1 | 30 | 3 | 60.6 | 3 | 7 | 2.3 | 5t | 1 |
| 12-7 | PITTSBURGH | 29 | 21 | 302 | 2-5 | 2 | 81t | 0 | 128.8 | 4 | 22 | 5.5 | 20t | 1 |
| 12-14 | at Cleveland | 24 | 14 | 117 | 2-14 | 0 | 15 | 1 | 53.6 | 2 | 3 | 1.5 | 2 | 0 |
| 12-22 | DENVER | 26 | 17 | 146 | 0-0 | 2 | 22t | 1 | 89.6 | 6 | 25 | 4.2 | 10 | 0 |
| 12-28 | at Pittsburgh | 38 | 27 | 244 | 3-23 | 2 | 19 | 2 | 83.7 | 3 | 8 | 2.7 | 5 | 0 |
| Postseason | | | | | | | | | | | | | | |
| 1-4 | at Indianapolis | 35 | 18 | 155 | 3-11 | 0 | 26 | 0 | 63.4 | 4 | 34 | 8.5 | 16 | 0 |

| | | PASSING | | | | | | | | RUSHING | | | | |
|-------------------|------------------|----------------------------------|-----|-----|---------|----|-----|-----|-------|----------|-----|------|----|----|
| DATE | OPPONENT | ATT | CMP | YDS | SKD-YDS | TD | LG | INT | RAT | ATT | YDS | AVG | LG | TD |
| 2015 / CINCINNATI | | | | | | | | | | | | | | |
| 9-13 | at Oakland | 34 | 25 | 269 | 0-0 | 2 | 31 | 0 | 115.9 | 4 | 1 | 0.3 | 3 | 0 |
| 9-20 | SAN DIEGO | 26 | 16 | 214 | 0-0 | 3 | 45t | 0 | 126.1 | 5 | 10 | 2.0 | 6 | 0 |
| 9-27 | at Baltimore | 32 | 20 | 383 | 2-11 | 3 | 80t | 1 | 122.3 | 5 | 10 | 2.0 | 7t | 1 |
| 10-4 | KANSAS CITY | 24 | 17 | 321 | 0-0 | 1 | 55t | 0 | 127.1 | 3 | 16 | 5.3 | 8 | 0 |
| 10-11 | SEATTLE | 44 | 30 | 331 | 4-21 | 2 | 44 | 1 | 95.9 | 7 | 18 | 2.6 | 6 | 1 |
| 10-18 | at Buffalo | 33 | 22 | 243 | 0-0 | 3 | 42 | 0 | 118.6 | 3 | -2 | -0.7 | 0 | 0 |
| 10-25 | — BYE — | | | | | | | | | | | | | |
| 11-1 | at Pittsburgh | 38 | 23 | 231 | 3-13 | 1 | 38 | 2 | 64.7 | 6 | 4 | 0.7 | 5 | 0 |
| 11-5 | CLEVELAND | 27 | 21 | 234 | 2-15 | 3 | 29 | 0 | 139.8 | 6 | 5 | 0.8 | 6 | 0 |
| 11-16 | HOUSTON | 38 | 22 | 197 | 4-15 | 0 | 26 | 1 | 61.0 | 4 | 31 | 7.8 | 11 | 0 |
| 11-22 | at Arizona | 39 | 22 | 315 | 4-37 | 2 | 42 | 0 | 99.8 | 8 | 34 | 4.3 | 12 | 0 |
| 11-29 | ST. LOUIS | 27 | 20 | 233 | 0-0 | 3 | 45 | 1 | 121.4 | 2 | 4 | 2.0 | 5 | 0 |
| 12-6 | at Cleveland | 19 | 14 | 220 | 1-6 | 2 | 57 | 0 | 146.8 | 4 | 11 | 2.8 | 4 | 1 |
| 12-13 | PITTSBURGH | 5 | 3 | 59 | 0-0 | 0 | 24 | 1 | 61.7 | 0 | 0 | — | — | 0 |
| 12-20 | at San Francisco | INACTIVE INACTIVE INACTIVE | | | | | | | | INACTIVE | | | | |
| 12-28 | at Denver | | | | | | | | | INACTIVE | | | | |
| 1-3 | BALTIMORE | | | | | | | | | INACTIVE | | | | |
| Postseason | | | | | | | | | | | | | | |
| 1-9 | PITTSBURGH | INACTIVE | | | | | | | | INACTIVE | | | | |
| 2016 / CINCINNATI | | | | | | | | | | | | | | |
| 9-11 | at N.Y. Jets | 30 | 23 | 366 | 7-42 | 1 | 54t | 1 | 114.0 | 3 | 7 | 2.3 | 5 | 0 |
| 9-18 | at Pittsburgh | 54 | 31 | 366 | 1-0 | 1 | 29 | 0 | 84.3 | 2 | 7 | 3.5 | 5 | 0 |
| 9-25 | DENVER | 31 | 21 | 206 | 4-17 | 0 | 27 | 1 | 72.8 | 6 | 40 | 6.7 | 15 | 0 |
| 9-29 | MIAMI | 31 | 22 | 296 | 1-11 | 1 | 51 | 0 | 111.8 | 6 | -12 | -2.0 | 0 | 0 |
| 10-9 | at Dallas | 41 | 29 | 269 | 4-20 | 2 | 22 | 0 | 104.6 | 6 | 34 | 5.7 | 13 | 0 |
| 10-16 | at New England | 31 | 21 | 254 | 2-17 | 1 | 32 | 0 | 103.4 | 2 | 17 | 8.5 | 15 | 1 |
| 10-23 | CLEVELAND | 28 | 19 | 308 | 3-20 | 2 | 48t | 0 | 128.3 | 0 | 0 | — | — | 0 |
| 10-30 | WASHINGTON | 42 | 27 | 284 | 3-21 | 1 | 40 | 1 | 81.8 | 4 | 21 | 5.3 | 14 | 1 |
| 11-6 | — BYE — | | | | | | | | | | | | | |
| 11-14 | at N.Y. Giants | 29 | 16 | 204 | 3-18 | 1 | 71 | 1 | 74.5 | 1 | 15 | 15.0 | 15 | 0 |
| 11-20 | BUFFALO | 43 | 24 | 207 | 1-0 | 1 | 21 | 2 | 57.0 | 4 | 10 | 2.5 | 7 | 1 |
| 11-27 | at Baltimore | 48 | 26 | 283 | 3-22 | 1 | 25 | 0 | 78.7 | 3 | 14 | 4.7 | 12 | 0 |
| 12-4 | PHILADELPHIA | 31 | 23 | 332 | 0-0 | 2 | 50 | 0 | 130.0 | 2 | 9 | 4.5 | 10 | 0 |
| 12-11 | at Cleveland | 28 | 20 | 180 | 4-33 | 2 | 18 | 0 | 112.2 | 2 | 17 | 8.5 | 9 | 0 |
| 12-18 | PITTSBURGH | 27 | 16 | 157 | 1-11 | 0 | 25 | 1 | 60.3 | 1 | 1 | 1.0 | 1t | 1 |
| 12-24 | at Houston | 41 | 28 | 268 | 3-24 | 1 | 86t | 1 | 84.2 | 0 | 0 | — | — | 0 |
| 1-1 | BALTIMORE | 28 | 18 | 226 | 1-8 | 1 | 31 | 0 | 101.2 | 4 | 4 | 1.0 | 5 | 0 |



DAWSON, P.J.

LB #47

Height: 6-0
Weight: 240
College: Texas Christian
Experience: 2nd-year player in 2017

2016 games-starts: 2-0
Career games-starts: 13-0
Born: 1-13-93
Hometown: Dallas, Texas
Acquired: D3b'15

Second-year pro played in last two games of 2016 after spending first 14 on Cincinnati practice squad ... Played 11 games as rookie in 2015 ... Known at TCU as one of college football's top defensive playmakers, earning multiple All-American honors in 2014 and was named Big 12 Defensive Player of the Year.

Career transactions: Selected by Cincinnati in third round of 2015 NFL Draft (99th overall) ... Signed with Bengals on 5-18-15 ... Waived by Bengals on 9-4-16 ... Signed to Bengals practice squad on 9-7-16 ... Signed to Bengals roster on 12-23-16.

2016 recap: On practice squad for Games 1-14, and played on special teams in Game 15-16, with one tackle ... Appeared in three preseason games, logging eight tackles.

Previous season: 2015—Played in 11 games (Games 1-6, 8, 12 and 14-16) and in Wild Card playoff ... Inactive for the other five contests ... Logged five tackles on defense plus a pass defended, and had seven tackles (sixth on team) on special teams ... One tackle in brief defensive action in his NFL debut, Sept. 13 at Oakland ... On Oct. 11 vs Seattle, prevented a potential long punt return by WR Tyler Lockett with a solo tackle at Seattle 37 in first quarter ... Two tackles on defense and one special teams stop Dec. 6 at Cleveland ... Logged

two tackles on defense and first career pass defended on Dec. 20 at San Francisco ... One special teams stop on Dec. 28 at Denver, on Jan. 3 vs. Baltimore and in Wild Card playoff on 1-9-16 vs. Pittsburgh.

College: Played three seasons (2012-14) at TCU after playing one year at Trinity Valley Community College (Athens, Texas) ... Not highly recruited out of high school, where he played WR, but he rose to status at TCU as one of nation's top defensive playmakers ... Logged 241 tackles, and his conference-leading 136 tackles in '14 and were most in a season by any player in the era of Horned Frogs coach Gary Patterson (began in 2000) ... Logged four INTs as a senior, including 46-yarder for TD that gave Horned Frogs the eventual winning points in 37-33 conquest of Oklahoma.

Personal: Hometown is Dallas, Texas ... Attended Skyline High School, where he played wide receiver ... Majored in Communications at TCU ... Nickname of P.J. is short for Paul Jr. ... Has a daughter, Destiny.


NOTE ABOUT NFL EXPERIENCE: Dawson did not earn an accrued year of experience toward NFL free agency in 2016 because he was not on a 53-player roster, a Reserve/Injured list or a Reserve/Physically Unable to Perform list for the required minimum of six games.

P.J. DAWSON'S STATISTICS

| | | | DEFENSE | | | | | | | INTERCEPTIONS | | | | | SCORING | | | | | | | |
|--------|------------|------|---------------|----|----|---------|--------|----|--------|-----------------|-----|-----|-----|----|--------------|----------|---------|-----|-----|----|----|----|
| YEAR | TEAM | G-S | ST | AT | TT | SKS-YDS | PD | FF | FR-YDS | NO | YDS | AVG | LG | TD | TD | TD-IntRt | TD-FRRt | S | PTS | | | |
| 2015 | Cincinnati | 11-0 | 3 | 2 | 5 | 0-0 | 1 | 0 | 0-0 | — | — | — | — | — | — | — | — | — | — | | | |
| 2016 | Cincinnati | 2-0 | 0 | 0 | 0 | 0-0 | 0 | 0 | 0-0 | — | — | — | — | — | — | — | — | — | — | | | |
| CAREER | | 13-0 | 3 | 2 | 5 | 0-0 | 1 | 0 | 0-0 | — | — | — | — | — | — | — | — | — | — | | | |
| | | | SPECIAL TEAMS | | | | | | | KICKOFF RETURNS | | | | | PUNT RETURNS | | | | | | | |
| YEAR | TEAM | | ST | AT | TT | FF | FR-YDS | BP | BFG | BXP | NO | YDS | AVG | FC | LG | TD | NO | YDS | AVG | FC | LG | TD |
| 2015 | Cincinnati | | 4 | 3 | 7 | 0 | 0-0 | 0 | 0 | 0 | — | — | — | — | — | — | — | — | — | — | — | — |
| 2016 | Cincinnati | | 1 | 0 | 1 | 0 | 0-0 | 0 | 0 | 0 | — | — | — | — | — | — | — | — | — | — | — | — |
| CAREER | | | 5 | 3 | 8 | 0 | 0-0 | 0 | 0 | 0 | — | — | — | — | — | — | — | — | — | — | — | — |

POSTSEASON

| | | | DEFENSE | | | | | | | INTERCEPTIONS | | | | | SCORING | | | | | | | |
|--------|------------|---------------|---------|----|----|---------|--------|----|--------|-----------------|-----|-----|-----|----|--------------|----------|---------|-----|-----|----|----|----|
| YEAR | TEAM | G-S | ST | AT | TT | SKS-YDS | PD | FF | FR-YDS | NO | YDS | AVG | LG | TD | TD | TD-IntRt | TD-FRRt | S | PTS | | | |
| 2015 | Cincinnati | 1-0 | 0 | 0 | 0 | 0-0 | 0 | 0 | 0-0 | — | — | — | — | — | — | — | — | — | — | | | |
| CAREER | | 1-0 | 0 | 0 | 0 | 0-0 | 0 | 0 | 0-0 | — | — | — | — | — | — | — | — | — | — | | | |
| | | SPECIAL TEAMS | | | | | | | | KICKOFF RETURNS | | | | | PUNT RETURNS | | | | | | | |
| YEAR | TEAM | | ST | AT | TT | FF | FR-YDS | BP | BFG | BXP | NO | YDS | AVG | FC | LG | TD | NO | YDS | AVG | FC | LG | TD |
| 2015 | Cincinnati | | 1 | 0 | 1 | 0 | 0-0 | 0 | 0 | 0 | — | — | — | — | — | — | — | — | — | — | — | — |
| CAREER | | | 1 | 0 | 1 | 0 | 0-0 | 0 | 0 | 0 | — | — | — | — | — | — | — | — | — | — | — | — |

**DEAN, DAVID****DT #71****Height:** 6-1**Weight:** 302**College:** Virginia**Experience:** 1st-year player in 2017**2016 games-starts:** 0-0**Career games-starts:** 0-0**Born:** 2-16-93**Hometown:** Virginia Beach, Va.**Acquired:** CFA'16

A college free agent signee in 2016, Dean spent his rookie season on practice squad and looks to secure position on the roster this year ... Four-year letterman at Virginia displayed good mix of strength and quickness, with ability to flash as inside pass rusher ... His career total of 25.5 tackles for losses ranks fourth all time among UVA defensive tackles.

Career transactions: Signed with Cincinnati as a college free agent on 5-6-16 ... Waived by Bengals on 9-3-16 ... Signed to Bengals practice squad on 9-4-16 ... Signed to Bengals roster on 1-2-17.

2016 recap: On practice squad for Games 1-16 ... Played in all four preseason games, logging eight tackles.

College: Played four seasons (2012-15) at Virginia, with a redshirt year in 2011 ... Played in 47 games, with 25 starts ... Earned All-Atlantic Coast

Conference honorable mention in each of his last two seasons ... As a senior, started all 12 games, with 4.5 sacks among his 49 tackles, and he also had nine tackles-for-loss, one forced fumble and three passes defended ... Co-winner for '15 of team's Iron Cavalier award, for performance and dedication in weight room ... Earned an invite to East-West Shrine game.

Personal: Hometown is Virginia Beach, Va. ... Attended Green Run High School in Virginia Beach, Va., where he was ranked No. 19 DT in nation by ESPN.com and was also a standout in baseball ... Recognized during his college career on the ACC Academic Honor Roll.

NOTE ABOUT NFL EXPERIENCE: Dean did not earn an accrued year of experience toward NFL free agency in 2016 because he was not on a 53-player roster, a Reserve/Injured list or a Reserve/Physically Unable to Perform list for the required minimum of six games.

DAVID DEAN'S STATISTICS

| YEAR | TEAM | G-S | DEFENSE | | | | | | | INTERCEPTIONS | | | | | SCORING | | | | |
|--------|------------|-----|---------------|----|----|---------|----|----|--------|---------------|-----|-----|----|----|---------|----------|---------|---|-----|
| | | | ST | AT | TT | SKS-YDS | PD | FF | FR-YDS | NO | YDS | AVG | LG | TD | TD | TD-IntRt | TD-FRRt | S | PTS |
| 2016 | Cincinnati | 0-0 | DID NOT PLAY* | | | | | | | — | — | — | — | — | — | — | — | — | — |
| CAREER | | 0-0 | 0 | 0 | 0 | 0-0 | 0 | 0 | 0-0 | — | — | — | — | — | — | — | — | — | — |

* NOTE: Dean was on the practice squad for 16 regular-season games with Cincinnati in 2016.



DENNARD, DARQUEZE

CB #21

Height: 5-11

Weight: 205

College: Michigan State

Experience: 4th-year player in 2017

2016 games-starts: 15-3

Career games-starts: 39-4

Born: 10-10-91

Hometown: Dry Branch, Ga.

Acquired: D1'14

First-round 2014 draft selection contributed during 2016 on defense and special teams ... Downed three punts inside opponent three-yard line ... Missed preseason schedule and season opener due to ankle injury early in training camp, played in every game after that point ... Showed excellent progress in 2015, but was lost for remainder of season in Game 10, Nov. 22 at Arizona, due to shoulder separation.

Career transactions: Selected by Cincinnati in first round of 2014 NFL Draft (24th overall) ... Signed with Bengals on 6-12-14 ... Bengals exercised the option to extend contract by one year through 2018 on 4-28-17.

2016 highlights: Played in Games 2-16, with three starts ... Had 41 tackles and a pass defended ... Downed two punts at opponent one-yard line and one punt at opponent two ... Six special teams tackles ... Team-high six tackles in start Sept. 29 vs. Miami, replacing injured Dre Kirkpatrick ... On Nov. 14 at N.Y. Giants, downed a punt at Giants one in second quarter and had six tackles on defense ... On Nov. 20 vs. Buffalo, had five tackles and downed a punt at one-yard line in third quarter ... Personal season-high of eight tackles Nov. 27 at Baltimore ... Four tackles and one special teams tackle on Dec. 4 vs. Philadelphia ... Downed a punt at the two on Dec. 11 at Cleveland ... One tackle, one QB hit and one special teams tackle on Dec. 24 at Houston ... Three tackles on Jan. 1 vs. Baltimore.

Previous seasons: 2014—Played in 14 games (Games 2-7 and 9-16) as a rookie, and also played in Wild Card playoff at Indianapolis ... Inactive for Games 1 (hip) and 8 (hamstring) ... Logged seven tackles on defense (one for loss) in regular season ... Made NFL debut on Sept. 14 vs. Atlanta on special teams, with one tackle ... Played on defense for first time on Sept. 21 vs. Tennessee, and logged two tackles, including a three-yard sack of Jake Locker ... Led team with two special teams tackles on Dec. 7 vs. Pittsburgh ... In Wild Card playoff on 1-5-15 at Indianapolis, had two tackles on defense and forced a fumble by RB Daniel Herron. **2015**—Played in Games 1-10, but placed Nov. 27 on Reserve/Injured list, due to shoulder injury suffered in his first career start, Nov. 22 at Arizona ... On Sept. 13 at Oakland, had perfectly timed hit on WR Seth Davis for a third-down pass defended, and also had three tackles ... On

Oct 4 vs. Kansas City, helped fill the void from injury to Adam Jones, logging a season-best six tackles, plus a third-down pass defended in fourth quarter ... On Oct. 11 vs Seattle, teamed with WR Brandon Tate to down a punt at the Seahawk two in second quarter ... Recorded first career INT on Oct. 18 at Buffalo with a graceful leaping grab of an E.J. Manuel pass in the second quarter, and he returned it 10 yards to Buffalo 45.

One game matters: Despite lettering four years at Twiggs County High School (Jeffersonville, Ga.) — and helping lead the team to an 11-2 record as a senior — Dennard went virtually unrecruited by colleges. He did not have a viable scholarship offer, even from a junior college, entering his final prep game. But fate cast him in that last game against Dooly County High and WR Keith Mumphrey, who already had signed with Michigan State. MSU coaches, on hand to watch Mumphrey, saw Dennard post an outstanding performance against Mumphrey, and they convinced head coach Mark Dantonio to sign him. "I probably wouldn't have played any more football (if not for that game)," Dennard says. "I'd still be around the Macon (Ga.) area, working a nine-to-five."

College: Played four seasons (2010-13) at Michigan State, playing 44 games with 40 starts ... Started 38 games over his final three seasons, and in 2013 he helped lead the Spartans to No. 1 national rankings in fewest yards allowed per game and lowest third-down conversion percentage ... USA Today first-team All-American as senior in '13, and was named winner of Thorpe Award, given annually to college football's top DB ... Totaled 167 career tackles, 10 INTs, 30 total passes defended, three forced fumbles, a fumble recovery and a blocked FG ... Earned reputation as a strong tackler against the run ... In 2013, became first MSU CB to earn first-team All-America since Harlon Barnett (Cincinnati native from Princeton High School) in 1989 ... First MSU player to win the Thorpe Award since its 1986 inception.

Personal: Hometown is Dry Branch, Ga. ... Lettered in football, basketball and track at Twiggs County High School (Jeffersonville, Ga.) ... Two-way player in prep football, seeing action at WR and CB ... Communications major at Michigan State ... First name is pronounced "dar-KWEZ" and last name is pronounced "deh-NARD."

DARQUEZE DENNARD'S STATISTICS

| | | | DEFENSE | | | | | | | INTERCEPTIONS | | | | | | SCORING | | | | |
|--------|------------|------|---------|----|----|---------|----|----|--------|---------------|-----|------|----|----|--|---------|----------|---------|---|-----|
| YEAR | TEAM | G-S | ST | AT | TT | SKS-YDS | PD | FF | FR-YDS | NO | YDS | AVG | LG | TD | | TD | TD-IntRt | TD-FRRt | S | PTS |
| 2014 | Cincinnati | 14-0 | 6 | 1 | 7 | 1-3 | 1 | 0 | 0-0 | 0 | 0 | — | — | 0 | | — | — | — | — | — |
| 2015 | Cincinnati | 10-1 | 12 | 4 | 16 | 0-0 | 3 | 0 | 0-0 | 1 | 10 | 10.0 | 10 | 0 | | — | — | — | — | — |
| 2016 | Cincinnati | 15-3 | 28 | 13 | 41 | 0-0 | 1 | 0 | 0-0 | 0 | 0 | — | — | 0 | | — | — | — | — | — |
| CAREER | | 39-4 | 46 | 18 | 64 | 1-3 | 5 | 0 | 0-0 | 1 | 10 | 10.0 | 10 | 0 | | — | — | — | — | — |

| | | SPECIAL TEAMS | | | | | | | | | KICKOFF RETURNS | | | | | | | PUNT RETURNS | | | | | | |
|--------|------------|---------------|----|----|----|--------|----|-----|-----|----|-----------------|-----|----|----|----|----|-----|--------------|----|----|----|--|--|--|
| YEAR | TEAM | ST | AT | TT | FF | FR-YDS | BP | BFG | BXP | NO | YDS | AVG | FC | LG | TD | NO | YDS | AVG | FC | LG | TD | | | |
| 2014 | Cincinnati | 8 | 2 | 10 | 0 | 0-0 | 0 | 0 | 0 | — | — | — | — | — | — | — | — | — | — | — | — | | | |
| 2015 | Cincinnati | 2 | 2 | 4 | 0 | 0-0 | 0 | 0 | 0 | — | — | — | — | — | — | — | — | — | — | — | — | | | |
| 2016 | Cincinnati | 4 | 2 | 6 | 0 | 0-0 | 0 | 0 | 0 | — | — | — | — | — | — | — | — | — | — | — | — | | | |
| CAREER | | 14 | 6 | 20 | 0 | 0-0 | 0 | 0 | 0 | — | — | — | — | — | — | — | — | — | — | — | — | | | |


POSTSEASON

| | | | DEFENSE | | | | | | | INTERCEPTIONS | | | | | | SCORING | | | | |
|--------|------------|-----|---------|----|----|---------------|----|----|--------|---------------|-----|-----|----|----|--|---------------|----------|---------|---|-----|
| YEAR | TEAM | G-S | ST | AT | TT | SKS-YDS | PD | FF | FR-YDS | NO | YDS | AVG | LG | TD | | TD | TD-IntRt | TD-FRRt | S | PTS |
| 2014 | Cincinnati | 1-0 | 2 | 0 | | 0-0 | 0 | 1 | 0-0 | — | — | — | — | — | | — | — | — | — | — |
| 2015 | Cincinnati | 0-0 | | | | DID NOT PLAY* | | | | DID NOT PLAY* | | | | | | DID NOT PLAY* | | | | |
| CAREER | | 1-0 | 2 | 0 | 2 | 0-0 | 0 | 1 | 0-0 | — | — | — | — | — | | — | — | — | — | — |

* NOTE: Dennard was on the Reserve/Injured list for one postseason game with Cincinnati in 2015.

2016 GAME-BY-GAME

| | | DEFENSE | | | | | | | | INTERCEPTIONS | | | | | | | | | | | |
|--------|----------------|---------------|----|----|----------|---------|----|-----|--------|-----------------|-----|-----|----|----|----|--------------|-----|-----|----|----|----|
| DATE | OPPONENT | ST | AT | TT | SKS-YDS | INT-YDS | PD | FF | FR-YDS | NO | YDS | AVG | LG | TD | | | | | | | |
| 9-11 | at N.Y. Jets | | | | INACTIVE | | | | | INACTIVE | | | | | | | | | | | |
| 9-18 | at Pittsburgh | 3 | 0 | 3 | 0-0 | 0-0 | 0 | 0 | 0-0 | — | — | — | — | — | | | | | | | |
| 9-25 | DENVER | 1 | 0 | 1 | 0-0 | 0-0 | 0 | 0 | 0-0 | — | — | — | — | — | | | | | | | |
| 9-29 | MIAMI | 4 | 2 | 6 | 0-0 | 0-0 | 0 | 0 | 0-0 | — | — | — | — | — | | | | | | | |
| 10-9 | at Dallas | 1 | 0 | 1 | 0-0 | 0-0 | 0 | 0 | 0-0 | — | — | — | — | — | | | | | | | |
| 10-16 | at New England | 0 | 0 | 0 | 0-0 | 0-0 | 0 | 0 | 0-0 | — | — | — | — | — | | | | | | | |
| 10-23 | CLEVELAND | 0 | 1 | 1 | 0-0 | 0-0 | 1 | 0 | 0-0 | — | — | — | — | — | | | | | | | |
| 10-30 | WASHINGTON | 1 | 0 | 1 | 0-0 | 0-0 | 0 | 0 | 0-0 | — | — | — | — | — | | | | | | | |
| 11-6 | — BYE — | | | | | | | | | | | | | | | | | | | | |
| 11-14 | at N.Y. Giants | 5 | 1 | 6 | 0-0 | 0-0 | 0 | 0 | 0-0 | — | — | — | — | — | | | | | | | |
| 11-20 | BUFFALO | 4 | 1 | 5 | 0-0 | 0-0 | 0 | 0 | 0-0 | — | — | — | — | — | | | | | | | |
| 11-27 | at Baltimore | 4 | 4 | 8 | 0-0 | 0-0 | 0 | 0 | 0-0 | — | — | — | — | — | | | | | | | |
| 12-4 | PHILADELPHIA | 3 | 1 | 4 | 0-0 | 0-0 | 0 | 0 | 0-0 | — | — | — | — | — | | | | | | | |
| 12-11 | at Cleveland | 0 | 0 | 0 | 0-0 | 0-0 | 0 | 0 | 0-0 | — | — | — | — | — | | | | | | | |
| 12-18 | PITTSBURGH | 0 | 1 | 1 | 0-0 | 0-0 | 0 | 0 | 0-0 | — | — | — | — | — | | | | | | | |
| 12-24 | at Houston | 1 | 0 | 1 | 0-0 | 0-0 | 0 | 0 | 0-0 | — | — | — | — | — | | | | | | | |
| 1-1 | BALTIMORE | 1 | 2 | 3 | 0-0 | 0-0 | 0 | 0 | 0-0 | — | — | — | — | — | | | | | | | |
| TOTALS | | 28 | 13 | 41 | 0-0 | 0-0 | 1 | 0 | 0-0 | — | — | — | — | — | | | | | | | |
| | | SPECIAL TEAMS | | | | | | | | KICKOFF RETURNS | | | | | | PUNT RETURNS | | | | | |
| DATE | OPPONENT | ST | AT | TT | FF | FR-YDS | BP | BFG | BXP | NO | YDS | AVG | FC | LG | TD | NO | YDS | AVG | FC | LG | TD |
| 9-11 | at N.Y. Jets | | | | INACTIVE | | | | | INACTIVE | | | | | | INACTIVE | | | | | |
| 9-18 | at Pittsburgh | 0 | 0 | 0 | 0 | 0-0 | 0 | 0 | 0 | — | — | — | — | — | — | — | — | — | — | — | — |
| 9-25 | DENVER | 0 | 0 | 0 | 0 | 0-0 | 0 | 0 | 0 | — | — | — | — | — | — | — | — | — | — | — | — |
| 9-29 | MIAMI | 0 | 0 | 0 | 0 | 0-0 | 0 | 0 | 0 | — | — | — | — | — | — | — | — | — | — | — | — |
| 10-9 | at Dallas | 1 | 1 | 2 | 0 | 0-0 | 0 | 0 | 0 | — | — | — | — | — | — | — | — | — | — | — | — |
| 10-16 | at New England | 0 | 0 | 0 | 0 | 0-0 | 0 | 0 | 0 | — | — | — | — | — | — | — | — | — | — | — | — |
| 10-23 | CLEVELAND | 0 | 0 | 0 | 0 | 0-0 | 0 | 0 | 0 | — | — | — | — | — | — | — | — | — | — | — | — |
| 10-30 | WASHINGTON | 0 | 0 | 0 | 0 | 0-0 | 0 | 0 | 0 | — | — | — | — | — | — | — | — | — | — | — | — |
| 11-6 | — BYE — | | | | | | | | | | | | | | | | | | | | |
| 11-14 | at N.Y. Giants | 0 | 0 | 0 | 0 | 0-0 | 0 | 0 | 0 | — | — | — | — | — | — | — | — | — | — | — | — |
| 11-20 | BUFFALO | 1 | 0 | 1 | 0 | 0-0 | 0 | 0 | 0 | — | — | — | — | — | — | — | — | — | — | — | — |
| 11-27 | at Baltimore | 0 | 0 | 0 | 0 | 0-0 | 0 | 0 | 0 | — | — | — | — | — | — | — | — | — | — | — | — |
| 12-4 | PHILADELPHIA | 1 | 0 | 1 | 0 | 0-0 | 0 | 0 | 0 | — | — | — | — | — | — | — | — | — | — | — | — |
| 12-11 | at Cleveland | 0 | 0 | 0 | 0 | 0-0 | 0 | 0 | 0 | — | — | — | — | — | — | — | — | — | — | — | — |
| 12-18 | PITTSBURGH | 1 | 0 | 1 | 0 | 0-0 | 0 | 0 | 0 | — | — | — | — | — | — | — | — | — | — | — | — |
| 12-24 | at Houston | 0 | 1 | 1 | 0 | 0-0 | 0 | 0 | 0 | — | — | — | — | — | — | — | — | — | — | — | — |
| 1-1 | BALTIMORE | 0 | 0 | 0 | 0 | 0-0 | 0 | 0 | 0 | — | — | — | — | — | — | — | — | — | — | — | — |
| TOTALS | | 4 | 2 | 6 | 0 | 0-0 | 0 | 0 | 0 | — | — | — | — | — | — | — | — | — | — | — | — |



DIELMAN, J.J.

C/G #64

Height: 6-5
Weight: 309
College: Utah
Experience: Rookie in 2017

2016 games-starts: 0-0
Career games-starts: 0-0
Born: 12-16-93
Hometown: Phoenix, Ariz.
Acquired: D5b'17

The second of two Bengals fifth-round selections, Dielman is expected by coaches to add versatility, physicality and athleticism to offensive line ... In three years as a starter at Utah, helped pave way for rushers to break 1200 yards three times ... Started 31 of his 32 career games with the Utes before suffering mid-season foot injury in 2016 that ended senior campaign ... Played ROT his first three seasons at Utah, before moving to center as a senior ... Bengals will look at him at center and guard.

Career transactions: Selected by Cincinnati in fifth round of 2017 NFL Draft (176th overall) ... Signed with Bengals on 6-7-17.


Coach Paul Alexander says: "Dielman will fit in with the guys we have. He's a big, tough, physical, smart guy that has a passion for football. I like him. He can play center, guard, and a little tackle. He's a versatile guy."

College highlights: Blocked for Utah RBs Joe Williams and DeVontae Booker, who averaged a combined 5.4 yards per carry over Dielman's three years as a starter and three times topped 1200 yards (Williams totaled

1438 rushing yards in 2016, while Booker had 1512 in '14 and 1261 in '15). **2016**—Started first five games at center before suffering season-ending foot injury at California. **2015**—Started all 13 games at ROT and earned all-Pac 12 second team honors (coaches and media) ... Helped block for RB DeVontae Booker, who totaled 1261 rushing yards and 11 TDs. **2014**—Started all 13 games at ROT and played most snaps (852) of any Utah lineman ... Helped Booker to a 5.2-yard per carry average and 1512 rushing yards. **2013**—Played in one game (vs. Weber State). **2012**—Did not play (redshirt).

High school: Attended Desert Vista High School in Phoenix, Ariz ... Team captain and first team all-state selection for team that finished 13-1 and won Arizona DI state championship ... Played on both sides of the ball, giving up just one sack and making 39 tackles as a senior.

Personal: Hometown is Ahwatukee, Ariz. (outside Phoenix)... Economics major at Utah ... Cousin, Kris Dielman, played nine years as an offensive lineman with the San Diego Chargers ... Last name is pronounced "DEAL-man."



DRISKEL, JEFF

QB #6

Height: 6-4

Weight: 238

College: Louisiana Tech

Experience: 2nd-year player in 2017

2016 games-starts: 0-0

Career games-starts: 0-0

Born: 4-23-93

Hometown: Oviedo, Fla.

Acquired: W(S.F.)'16

Second-year player with college experience for Louisiana Tech and Florida joined Bengals in 2016 prior to Week 1, as a waiver acquisition from San Francisco ... On roster the entire rookie season, but did not play ... Started all 13 Louisiana Tech games in 2015, following four years at Florida, and passed for 4033 yards (ranked third in school history), with 27 TDs and eight INTs ... A standout baseball outfielder in high school, he was a 29th-round Boston Red Sox draftee in 2013 but did not sign.

Career transactions: Selected by San Francisco in sixth round of 2016 NFL Draft (207th overall) ... Signed with 49ers on 5-6-16 ... Waived by 49ers on 9-3-16 ... Acquired on waivers by Cincinnati Bengals on 9-4-16.

2016 recap: Inactive for Bengals for Games 1-12 and 14-16 ... Active/DNP in No. 3 QB role for Game 13 ... Played all four 49ers preseason games, passing 15-for-31 for 132 yards, no TDs and two INTs.

College highlights: Played four seasons (2011-14) at Florida, and used fifth year of eligibility to play for Louisiana Tech in '15, after graduating from Florida ... His 4033 passing yards in '15 ranked third in Louisiana Tech history; was named Conference USA Newcomer of the Year and named first-team All-Louisiana ... Passed 281-for-450 at Tech ... Played 29 games (21 starts) at Florida; passed 328-for-552 for 3411 yards, 23 TDs and 20 INTs ... Rushed for 972 net yards in college, despite stats deducting sack yardage from rushing.

Personal: Hometown is Oviedo, Fla. ... Earned masters degree in business administration from Louisiana Tech, after earning bachelors in sport management from Florida ... Brother, Jason, is a QB at Florida Atlantic University ... Attended Hagerty High School in Oviedo, Fla. ... As a senior in high school, passed for 1819 yards and 15 TDs while rushing for 1333 with 20 TDs ... Named Maxwell Football Club National High School player of the year as a senior, and also named Gatorade Florida Player of the Year ... Married (wife Tarin).

JEFF DRISKEL'S STATISTICS

| YEAR | TEAM | G-S | PASSING | | | | | | | | | | LG | SKD-YDS | RAT |
|--------|------------|-----|---------------|-----|------|-----|---------|----|-----|-----|------|---|----|---------|-----|
| | | | ATT | CMP | CMP% | YDS | YDS/ATT | TD | TD% | INT | INT% | | | | |
| 2016 | Cincinnati | 0-0 | DID NOT PLAY* | | | | | | | | | | | | |
| CAREER | | 0-0 | 0 | 0 | — | 0 | — | 0 | — | 0 | — | — | | 0-0 | — |

* NOTE: Driskel was inactive for 15 regular-season games and active/DNP for one regular-season game with Cincinnati in 2016.



DUNLAP, CARLOS

DE #96

Height: 6-6

Weight: 280

College: Florida

Experience: 8th-year player in 2017

2016 games-starts: 16-16

Career games-starts: 102-65

Born: 2-28-89

Hometown: North Charleston, S.C.

Acquired: D2'10

An athletic 280-pounder with a big wingspan, Dunlap is a naturally gifted playmaker with statistics to bear it out ... Led 2016 Bengals in passes defended (15) and forced fumbles (three), and was close second in sacks (eight) ... Played in his second straight Pro Bowl after the season ... Three of his passes defended in '16 led to INTs, and his 15 PDs led all NFL defensive linemen by wide margin ... Led team in 2015 with career-best 13.5 sacks, and his 57 career sacks rank fourth in Bengals annals ... Has 14 career forced fumbles, eight fumble recoveries, 41 passes defended, four blocked FGs and two TDs scored.

Career transactions: Selected by Cincinnati in second round of 2010 NFL Draft (54th overall) ... Signed with Bengals on 7-28-10 ... Signed contract extension with Bengals on 7-16-13.

Pro Bowl participation: Has been named to and played in two games ... Starter for victorious AFC in 2016 season game at Orlando ... In 2015 season game at Honolulu, had one tackle and one pass defended, playing for victorious Team Irvin.

Carlos' PD frenzy — unprecedented: No defensive lineman had ever led the Bengals in passes defended for a season until Dunlap did it in '16. His 15 PDs were five more than the second-place Bengal (CB Dre Kirkpatrick, 10), and he had seven more PDs than any other NFL defensive lineman. The NFL players with more PDs were all cornerbacks. Dunlap's total was nine short of the league lead but only five short of third place.

More on the 'frenzy': Dunlap's team-leading total of 15 passes defended (see previous item) was so statistically remarkable, it deserves more historical context. Over 41 years of Bengals defensive record-keeping (1976-2016), the second-highest total PDs by a defensive lineman was only nine, by DE Michael Johnson in 2013. No other D-lineman has ever had more than six, a mere 40 percent of Dunlap's total. Johnson ranked third on the team in 2013, but no other D-lineman has ranked higher than fifth.

2016 general: Started at LDE in Games 1-16 ... Led D-line in tackles (49) ... Rose during season to fourth all-time on Bengals in sacks (57), and has a career pace that could take him beyond all-time leader Eddie Edwards (83.5) within three-to-four years.

2016 game-by-game: Logged a team-high two passes defended and five tackles on Sept. 11 at N.Y. Jets ... On Sept. 29 vs. Miami, recorded two sacks, including one on which he forced a Ryan Tannehill fumble that Bengals recovered ... Also vs. Miami, deflected two Tannehill passes and totaled five tackles ... Had a sack-and-strip for the second straight game Oct. 9 at Dallas, forcing a Dak Prescott fumble that Bengals returned to their 41 in third quarter, and finished game with three total QB hits ... Deflected a Kevin Hogan pass that LB Vincent Rey intercepted on Oct. 23 vs. Cleveland, and also had a six-yard sack of Hogan plus two additional QB hits ... Two passes defended Nov. 27 at Baltimore, including one deflection that LB Rey Mauauga intercepted, and also had a 10-yard third-down sack of Joe Flacco deep in Bengals territory, forcing Ravens to settle for FG ... Four PDs on Dec. 4 vs. Philadelphia (tied team high for the season), including one that LB Vontaze Burfitt intercepted to stop a scoring threat ... Also vs. Philadelphia, had a shared sack, one additional QB hit and four tackles ... Personal season-best seven tackles Dec. 18 vs. Pittsburgh, with one pass defended ... Forced a fumble by C.J. Fiedorowicz on Dec. 24 at Houston, running down the WR after a 12-yard completion, but Texans recovered ... One-yard sack of Joe Flacco on Jan. 1 vs. Baltimore.

Previous seasons: 2010—A Pro Football Weekly all-rookie team selection, Dunlap contested Detroit DT Ndamukong Suh for the league's rookie sacks title, posting Bengals rookie record of 9.5 ... Lost the rookie crown when Suh went to 10 with a zero-yard sack late in fourth quarter in Week 17 ... Dunlap eclipsed former Bengals rookie sack record of 8.5, set by DE Justin Smith in 2001 ... All of Dunlap's sacks came in last eight games, including 8.5 in last six

games ... Became first rookie to lead team in sacks for season since 1990, when LB James Francis led with eight ... On Nov. 14 at Indianapolis, brought down Peyton Manning for first career sack. **2011**—His sack total dipped to 4.5, from 9.5 as a rookie, but despite missing four games he still led team in QB pressures (27) and had an impressive fumble return for key TD ... Missed Games 9 and 11-13 due to hamstringing injury ... On Oct. 16 at Indianapolis, with Colts looking to erase a 20-17 Bengals lead in the fourth quarter, Dunlap scooped a Pierre Garcon fumble at the Colts 35 and ran for a game-clinching TD ... On Nov. 6 at Tennessee, had two sacks of Matt Hasselbeck, for 22 yards. **2012**—Began action in Game 3, after missing time in rehab from a preseason knee injury ... Named AFC Defensive Player of the Week for his performance Dec. 2 at San Diego, when he forced fumbles on each of his two sacks, recovering one late in the game to help preserve win ... Had a 14-yard INT return for a TD to seal Dec. 30 win vs. Baltimore ... Tied for team lead in both forced fumbles (four) and fumble recoveries (three) ... His seven combined fumbles forced and recovered led the team by three ... Had 27 QB pressures (second on team) and five tackles-for-loss ... On Sept. 23 at Washington, set up Bengals TD when he forced a fumble by Robert Griffin III and recovered it at Redskins 12 ... Four tackles in Wild Card playoff at Houston. **2013**—Played in all 16 games for first time in career, with 15 starts at LDE, and made first postseason start ... Logged 70 tackles, with 7.5 sacks (tied for team lead) ... His 10 passes defended led D-line ... Led team in forced fumbles (four) and QB pressures (34), and tied for second with seven tackles-for-loss ... On Sept. 29 at Cleveland, deflected 51-yard Billy Cundiff FG try ... Provided major momentum shift in win Oct. 20 at Detroit, blocking 34-yard David Akers FG attempt late in second quarter to prevent Lions from making a third straight unanswered score, and offense responded with TD for 14-10 lead ... On Oct. 31 at Miami, ran down RB Lamar Miller after 41-yard gain to Bengals 11, forcing fumble that Cincinnati's Adam Jones recovered in end zone and returned 43 yards ... On Nov. 10 at Baltimore, had sacks of nine and eight yards against Joe Flacco ... On Dec. 22 vs. Minnesota, returned a Matt Cassel fumble 42 yards to Vikings four in first quarter, setting up a TD. **2014**—Started at LDE in Games 1-16 and in Wild Card playoff ... Led team in sacks (eight), tackles-for-loss (17), QB hits (27), forced fumbles (two) and combined fumbles forced-and-recovered (three) ... Led D-line in tackles (66), a personal career first, and also led D-line in passes defended (five) ... Had 10-yard sack of Matt Ryan on Sept. 14 vs. Atlanta, and credited with four total QB hits ... In shutout win Dec. 14 at Cleveland, tied for team lead with six tackles (two for-loss), including a seven-yard sack of Johnny Manziel ... Led line with four tackles (one for-loss), including a five-yard sack of Peyton Manning, in playoff-clinching win Dec. 22 vs. Denver ... Two tackles and three QB hits in Wild Card playoff on 1-5-15 at Indianapolis. **2015**—Started at LDE in Games 1-16 and Wild Card playoff ... Led D-line in tackles (55) in regular season ... Led team in QB hits (31), ranked second in total tackles-for-loss (16), and had two blocked FGs ... Tied with 49ers' Quinton Dial for most blocked FGs in NFL ... His three sacks of Brock Osweiler on Dec. 28 at Denver were most by Bengal since LB Vincent Rey had three on 11-10-13 at Baltimore ... On Oct. 11 vs. Seattle, spurred comeback win by forcing Seahawk punts with a fourth-quarter solo sack of Russell Wilson and an overtime shared sack ... Totaled six QB hits vs. Seattle, the team season-high ... On Oct. 18 at Buffalo, had 1.5 sacks of E.J. Manuel ... On Nov. 5 vs. Cleveland, had two sacks of Johnny Manziel in fourth quarter, for 16 combined yards ... On Dec. 6 at Cleveland, logged a five-yard sack of Austin Davis, an eight-yard tackle for loss, a forced fumble (Bengals recovered) and a blocked a 47-yard FG attempt ... On Dec. 20 at San Francisco, earned AFC Special Teams Player of the Week award for a blocked FG that ended 49ers' last hope for a win ... In Wild Card playoff vs. Pittsburgh, his three tackles included a shared sack, and he had a pass defended and one additional QB hit.

College: Played three seasons (2007-09) at Florida, with totals of 84 tackles, 19.5 sacks, 26 tackles for loss, eight passes defended and four blocked kicks ... Entered NFL Draft following his junior season ... Named Defensive MVP of 2008 season BCS national championship win over Oklahoma ... Helped Gators to 13-1 records in each of his last two seasons, including 51-24 Sugar Bowl victory over University of Cincinnati to close 2009 campaign.

Personal: Hometown is North Charleston, S.C. ... Was Bengals 2015 team nominee for NFL Walter Payton Man of the Year Award ... Attended Fort Dorchester High School, and closed his career ranked 15th on ESPN's Top 150 recruits list ... Actively supports children in need in both South Carolina and Greater Cincinnati, through the Carlos Dunlap Foundation, with events including

an annual football camp and holiday shopping trips ... Has earned a bachelor's degree in business administration from Florida and a master's degree in business administration from Miami (Fla.) ... SEC Academic All-American in 2008 ... Selected to SEC Academic Honor Roll as a freshman ... Enjoys playing basketball and jet skiing ... Was named 'Mayor for a Day' in North Charleston on 3-13-09 ... Lists parents, Diane Ross and Carlos L. Dunlap Sr., as his greatest source of inspiration.

CARLOS DUNLAP'S STATISTICS

| | | | DEFENSE | | | | | | | INTERCEPTIONS | | | | | | SCORING | | | | | | |
|--------|------------|--------|---------------|-----|-----|-----------|--------|----|--------|-----------------|-----|------|-----|----|----|--------------|---------|-----|-----|----|----|----|
| YEAR | TEAM | G-S | ST | AT | TT | SKS-YDS | PD | FF | FR-YDS | NO | YDS | AVG | LG | TD | TD | TD-IntRt | TD-FRRt | S | PTS | | | |
| 2010 | Cincinnati | 12-0 | 18 | 10 | 28 | 9.5-77.5 | 3 | 0 | 1-0 | 0 | 0 | — | — | 0 | 0 | 0 | 0 | 0 | 0 | | | |
| 2011 | Cincinnati | 12-1 | 15 | 13 | 28 | 4.5-42 | 3 | 0 | 1-35 | 0 | 0 | — | — | 0 | 1 | 0 | 1 | 0 | 6 | | | |
| 2012 | Cincinnati | 14-1 | 36 | 19 | 55 | 6-55 | 4 | 4 | 3-2 | 1 | 14 | 14.0 | 14t | 1 | 1 | 1 | 0 | 0 | 6 | | | |
| 2013 | Cincinnati | 16-15 | 45 | 25 | 70 | 7.5-40.5 | 10 | 4 | 1-42 | 0 | 0 | — | — | 0 | 0 | 0 | 0 | 0 | 0 | | | |
| 2014 | Cincinnati | 16-16 | 40 | 26 | 66 | 8-49.5 | 5 | 2 | 1-0 | 0 | 0 | — | — | 0 | 0 | 0 | 0 | 0 | 0 | | | |
| 2015 | Cincinnati | 16-16 | 37 | 18 | 55 | 13.5-91.5 | 1 | 2 | 1-21 | 0 | 0 | — | — | 0 | 0 | 0 | 0 | 0 | 0 | | | |
| 2016 | Cincinnati | 16-16 | 30 | 19 | 49 | 8-45 | 15 | 3 | 0-0 | 0 | 0 | — | — | 0 | 0 | 0 | 0 | 0 | 0 | | | |
| CAREER | | 102-65 | 221 | 130 | 351 | 57-401 | 41 | 15 | 8-100 | 1 | 14 | 14.0 | 14t | 1 | 2 | 1 | 1 | 0 | 12 | | | |
| | | | SPECIAL TEAMS | | | | | | | KICKOFF RETURNS | | | | | | PUNT RETURNS | | | | | | |
| YEAR | TEAM | | ST | AT | TT | FF | FR-YDS | BP | BFG | BXP | NO | YDS | AVG | FC | LG | TD | NO | YDS | AVG | FC | LG | TD |
| 2013 | Cincinnati | | 0 | 0 | 0 | 0 | 0-0 | 0 | 2 | 0 | — | — | — | — | — | — | — | — | — | — | — | — |
| 2015 | Cincinnati | | 0 | 0 | 0 | 0 | 0-0 | 0 | 2 | 0 | — | — | — | — | — | — | — | — | — | — | — | — |
| CAREER | | | 0 | 0 | 0 | 0 | 0-0 | 0 | 4 | 0 | — | — | — | — | — | — | — | — | — | — | — | — |

POSTSEASON

| YEAR | TEAM | G-S | DEFENSE | | | | | | | INTERCEPTIONS | | | | | SCORING | | | | |
|--------|------------|-----|---------|----|----|---------|----|----|--------|---------------|-----|-----|----|----|---------|----------|---------|---|-----|
| | | | ST | AT | TT | SKS-YDS | PD | FF | FR-YDS | NO | YDS | AVG | LG | TD | TD | TD-IntRt | TD-FRRt | S | PTS |
| 2011 | Cincinnati | 1-0 | 1 | 2 | 3 | 0-0 | 0 | 0 | 0-0 | — | — | — | — | — | — | — | — | — | — |
| 2012 | Cincinnati | 1-0 | 2 | 2 | 4 | 0-0 | 0 | 0 | 0-0 | — | — | — | — | — | — | — | — | — | — |
| 2013 | Cincinnati | 1-1 | 4 | 1 | 5 | 0-0 | 0 | 0 | 0-0 | — | — | — | — | — | — | — | — | — | — |
| 2014 | Cincinnati | 1-1 | 1 | 1 | 2 | 0-0 | 0 | 0 | 0-0 | — | — | — | — | — | — | — | — | — | — |
| 2015 | Cincinnati | 1-1 | 1 | 2 | 3 | 0.5-5.5 | 1 | 0 | 0-0 | — | — | — | — | — | — | — | — | — | — |
| CAREER | | 5-3 | 9 | 8 | 17 | 0.5-5.5 | 1 | 0 | 0-0 | — | — | — | — | — | — | — | — | — | — |

2016 GAME-BY-GAME

| | | DEFENSE | | | | | | | | | INTERCEPTIONS | | | | |
|--------|----------------|---------|----|----|---------|---------|----|----|--------|----|---------------|-----|----|----|--|
| DATE | OPPONENT | ST | AT | TT | SKS-YDS | INT-YDS | PD | FF | FR-YDS | NO | YDS | AVG | LG | TD | |
| 9-11 | at N.Y. Jets | 4 | 1 | 5 | 0-0 | 0-0 | 2 | 0 | 0-0 | — | — | — | — | — | |
| 9-18 | at Pittsburgh | 3 | 2 | 5 | 0-0 | 0-0 | 0 | 0 | 0-0 | — | — | — | — | — | |
| 9-25 | DENVER | 1 | 2 | 3 | 1-6 | 0-0 | 1 | 0 | 0-0 | — | — | — | — | — | |
| 9-29 | MIAMI | 4 | 1 | 5 | 2-14 | 0-0 | 2 | 1 | 0-0 | — | — | — | — | — | |
| 10-9 | at Dallas | 3 | 1 | 4 | 1-5 | 0-0 | 0 | 1 | 0-0 | — | — | — | — | — | |
| 10-16 | at New England | 0 | 0 | 0 | 0-0 | 0-0 | 0 | 0 | 0-0 | — | — | — | — | — | |
| 10-23 | CLEVELAND | 1 | 2 | 3 | 1-6 | 0-0 | 1 | 0 | 0-0 | — | — | — | — | — | |
| 10-30 | WASHINGTON | 3 | 0 | 3 | 0-0 | 0-0 | 1 | 0 | 0-0 | — | — | — | — | — | |
| 11-6 | — BYE — | | | | | | | | | | | | | | |
| 11-14 | at N.Y. Giants | 1 | 0 | 1 | 0-0 | 0-0 | 1 | 0 | 0-0 | — | — | — | — | — | |
| 11-20 | BUFFALO | 1 | 2 | 3 | 0.5-2 | 0-0 | 0 | 0 | 0-0 | — | — | — | — | — | |
| 11-27 | at Baltimore | 3 | 0 | 3 | 1-10 | 0-0 | 2 | 0 | 0-0 | — | — | — | — | — | |
| 12-4 | PHILADELPHIA | 0 | 4 | 4 | 0.5-1 | 0-0 | 4 | 0 | 0-0 | — | — | — | — | — | |
| 12-11 | at Cleveland | 1 | 0 | 1 | 0-0 | 0-0 | 0 | 0 | 0-0 | — | — | — | — | — | |
| 12-18 | PITTSBURGH | 3 | 4 | 7 | 0-0 | 0-0 | 1 | 0 | 0-0 | — | — | — | — | — | |
| 12-24 | at Houston | 1 | 0 | 1 | 0-0 | 0-0 | 0 | 1 | 0-0 | — | — | — | — | — | |
| 1-1 | BALTIMORE | 1 | 0 | 1 | 1-1 | 0-0 | 0 | 0 | 0-0 | — | — | — | — | — | |
| TOTALS | | 30 | 19 | 49 | 8-45 | 0-0 | 15 | 3 | 0-0 | — | — | — | — | — | |



EIFERT, TYLER

TE #85

Height: 6-6
Weight: 255
College: Notre Dame
Experience: 5th-year player in 2017

2016 games-starts: 8-2
Career games-starts: 37-30
Born: 9-8-90
Hometown: Fort Wayne, Ind.
Acquired: D1'13

Pro Bowl selection from 2015 made midseason return in '16 from ankle and back injuries with immediate production, but a recurrence of the back injury sidelined him at the end of the season ... Inactive due to the injury for Game 15, and placed on Reserve/Injured list prior to Game 16 ... Had 102 and 96 receiving yards in first two full games (Games 8-9), and finished shortened season with five TDs ... Did not play early in season due to rehab from ankle injury suffered in 2015 season Pro Bowl, and return was further delayed by back injury suffered in practice ... Scored 13 TDs in 2015, a Bengals TE record and just one short of overall NFL lead, despite missing significant playing time in Games 12-15 due to injuries ... Excels particularly with ability to time jumps and win contested balls.

Career transactions: Selected by Cincinnati in first round of 2013 NFL Draft (21st overall) ... Signed with Bengals on 7-15-13 ... Bengals exercised the option to extend contract by one year through 2017 on 4-13-16.

Pro Bowl participation: Earned first Pro Bowl nod for 2015 season game at Honolulu, selected in the initial voting ... Had one catch for 11 yards, playing for victorious Team Irvin, but suffered ankle injury that required surgery and caused him to miss Games 1-6 of 2016.

2016 highlights: Played in Games 7-14 ... Missed preseason schedule, due to injury rehab (back), and inactive for Games 1-6, also due in part to back injury suffered after he returned to practice ... Inactive for Game 15 (back), and placed on Reserve/Injured list prior to Game 16 ... Logged 29 receptions for 394 yards, with five TDs ... Played 15 snaps in return to action Oct. 23 vs. Cleveland, with one reception for nine yards ... Caught nine-for-102 with a leaping grab for a 15-yard TD on Oct. 30 vs. Washington in London, and converted a pair of third downs ... On Nov. 14 at N.Y. Giants, led team in receiving yards (96), and his three catches included a career-long 71-yarder to set up a first-quarter TD, longest scrimmage gain of season for Bengals ... Caught five-for-68 on Nov. 27 at Baltimore, leading team in receiving yards, including three-yard TD catch ... Caught two-for-25 on Dec. 4 vs. Philadelphia, including diving grab in end zone for 13-yard TD ... TD catches of 14 and five yards on Dec. 11 at Cleveland.

Previous seasons: 2013—In NFL debut Sept. 8 at Chicago, on his 23rd birthday, caught five-for-47 ... Caught three-for-45 Oct. 20 at Detroit, scoring first NFL TD on 32-yard pass when he beat tight coverage and made catch while falling to ground in end zone ... Caught three-for-33 on Dec. 15 at Pittsburgh, with one-yard TD catch on fourth-and-goal play in fourth quarter ... Caught one-for-six on Dec. 22 vs. Minnesota before leaving game in first half with stinger, an injury that rendered him inactive for Game 16 and available for only three snaps in Wild Card playoff vs. San Diego. **2014**—Started at TE on Sept. 7 at Baltimore and had three catches for 37 yards in first quarter before suffering a dislocated elbow ... Was placed Sept. 10 on Reserve/Injured list ...

Was designated for possible return but was not recalled, and then had surgery in mid-December as follow-up to preseason shoulder injury. **2015**—Played 13 games with 12 starts, and started in Wild Card playoff ... Inactive due to injuries for Games 12 and 14-15 ... His 13 TDs were most ever by a Bengals TE, surpassing previous mark of nine by Bob Trumpy (1969) and Rodney Holman (1989) ... Tied Bengals record for TDs in a game by a TE (three) on Nov. 5 vs. Cleveland ... Led all receivers on Sept. 13 at Oakland in catches (nine) and yards (104), and had TD receptions of 13 and eight yards ... On Oct. 11 vs. Seattle, logged eight catches for 90 yards and two TDs, and he also had a diving, fingertip 25-yard reception late in fourth quarter to put the Bengals in position for FG that sent game to overtime ... On Nov. 5 vs. Cleveland, had five catches for 53 yards and three TDs, tying Bob Trumpy's 1969 Bengals record for most TDs in a game by a TE ... Two TDs on Nov. 22 at Arizona, beating tight coverage for a three-yard score in the first quarter and adding a 10-yarder in the fourth ... Exited game on Dec. 13 vs. Pittsburgh in first quarter with concussion, after catching two-for-42 ... Closed regular season Jan. 3 vs. Baltimore with four catches for 51 yards, including 22-yard TD from AJ McCarron ... In Wild Card playoff vs. Pittsburgh, tied for team receptions lead (five), gaining 58 yards.

Ed Block winner: Eifert was the recipient of the Bengals' 2015 Ed Block Courage Award. Coordinated through NFL athletic trainers, the award honors players who "demonstrate commitment to the values of sportsmanship and courage." Each NFL team selects one player as its nominee. Eifert missed nearly all the 2014 season, due to an elbow injury suffered early in the first quarter of the season opener. But he came back to have a breakout season in 2015, earning an initial-vote selection to the Pro Bowl. "Tyler ultimately required surgery for his elbow, and he faced a long and challenging rehab process," said Paul Sparling, Bengals head athletic trainer. "But he dedicated himself to doing the work, and his efforts contributed significantly to the team's 12-4 record."

College: Played four seasons (2009-12) at Notre Dame ... Started every game as junior and senior ... His 140 catches were tops all-time for TEs at school known for great TE talent ... Had 1840 career receiving yards, with 11 TDs ... Winner of 2012 John Mackey Award, given annually to nation's top college TE, and voted first-team All-American by Pro Football Weekly ... Averaged career-best 13.7 yards per catch in '12, helping lead Irish to BCS national championship game ... Selected as team's 2012 Offensive MVP, catching 50-for-685 with four TDs ... Team captain.

Personal: Hometown is Fort Wayne, Ind. ... Attended Bishop Dwenger High School, where as double-duty senior, he helped lead team to 14-1 record, catching 41-for-682 with 10 TDs and adding 97 tackles with four INTs (one for TD) ... Finance major at Notre Dame ... Father, Greg, played basketball at Purdue, seeing action in 115 games under coach Gene Keady ... Enjoys hunting, golf and fishing ... Last name is pronounced "IE(rhymes with 'tie')-fert."

TYLER EIFERT'S STATISTICS

| YEAR | TEAM | G-S | RECEIVING | | | | | RUSHING | | | | | SCORING | | | | | |
|------|------------|-------|-----------|-----|------|----|----|---------|-----|-----|----|----|---------|------|------|-------|-------|-----|
| | | | NO | YDS | AVG | LG | TD | ATT | YDS | AVG | LG | TD | TD | TD-R | TD-P | TD-Rt | 2-PtC | PTS |
| 2013 | Cincinnati | 15-15 | 39 | 445 | 11.4 | 61 | 2 | — | — | — | — | — | 2 | 0 | 2 | 0 | 0 | 12 |
| 2014 | Cincinnati | 1-1 | 3 | 37 | 12.3 | 20 | 0 | — | — | — | — | — | 0 | 0 | 0 | 0 | 0 | 0 |
| 2015 | Cincinnati | 13-12 | 52 | 615 | 11.8 | 31 | 13 | — | — | — | — | — | 13 | 0 | 13 | 0 | 0 | 78 |
| 2016 | Cincinnati | 8-2 | 29 | 394 | 13.6 | 71 | 5 | — | — | — | — | — | 5 | 0 | 5 | 0 | 0 | 30 |

CAREER 37-30 123 1491 12.1 71 20 — — — — — 20 0 20 0 0 120

RECEIVING SINGLE-GAME HIGHS: RECEPTIONS—9 (two times; most recently on 10-30-16 vs. Washington in London). YARDS—104 (9-13-15 at Oakland). LONG—71 (11-14-16 at N.Y. Giants). TOUCHDOWNS—3 (11-5-15 vs. Cleveland).

POSTSEASON

| YEAR | TEAM | G-S | RECEIVING | | | | | RUSHING | | | | | SCORING | | | | | |
|--------|------------|-----|---------------|-----|------|----|----|---------------|-----|-----|----|----|---------------|------|------|-------|-------|-----|
| | | | NO | YDS | AVG | LG | TD | ATT | YDS | AVG | LG | TD | TD | TD-R | TD-P | TD-Rt | 2-PtC | PTS |
| 2013 | Cincinnati | 1-0 | 0 | 0 | — | — | 0 | — | — | — | — | — | — | — | — | — | — | — |
| 2014 | Cincinnati | 0-0 | DID NOT PLAY* | | | | | DID NOT PLAY* | | | | | DID NOT PLAY* | | | | | |
| 2015 | Cincinnati | 1-1 | 5 | 58 | 11.6 | 18 | 0 | — | — | — | — | — | — | — | — | — | — | — |
| CAREER | | 2-1 | 5 | 58 | 11.6 | 18 | 0 | — | — | — | — | — | — | — | — | — | — | — |

* NOTE: Eifert was on the Reserve/Injured list (designated for return) for one postseason game with Cincinnati in 2014.

CAREER GAME-BY-GAME

| | | RECEIVING | | | | | RUSHING | | | | |
|--------------------------|------------------|---|-----|-------------------|-----|----|-------------------------|-------------------|-----|----|----|
| DATE | OPPONENT | NO | YDS | AVG | LG | TD | ATT | YDS | AVG | LG | TD |
| 2013 / CINCINNATI | | | | | | | | | | | |
| 9-8 | at Chicago | 5 | 47 | 9.4 | 17 | 0 | — | — | — | — | — |
| 9-16 | PITTSBURGH | 3 | 66 | 22.0 | 61 | 0 | — | — | — | — | — |
| 9-22 | GREEN BAY | 1 | 7 | 7.0 | 7 | 0 | — | — | — | — | — |
| 9-29 | at Cleveland | 3 | 39 | 13.0 | 29 | 0 | — | — | — | — | — |
| 10-6 | NEW ENGLAND | 5 | 53 | 10.6 | 22 | 0 | — | — | — | — | — |
| 10-13 | at Buffalo | 2 | 13 | 6.5 | 10 | 0 | — | — | — | — | — |
| 10-20 | at Detroit | 3 | 45 | 15.0 | 32t | 1 | — | — | — | — | — |
| 10-27 | N.Y. JETS | 2 | 23 | 11.5 | 16 | 0 | — | — | — | — | — |
| 10-31 | at Miami | 3 | 14 | 4.7 | 5 | 0 | — | — | — | — | — |
| 11-10 | at Baltimore | 3 | 55 | 18.3 | 40 | 0 | — | — | — | — | — |
| 11-17 | CLEVELAND | 1 | 15 | 15.0 | 15 | 0 | — | — | — | — | — |
| 11-24 | — BYE — | | | | | | | | | | |
| 12-1 | at San Diego | 1 | 9 | 9.0 | 9 | 0 | — | — | — | — | — |
| 12-8 | INDIANAPOLIS | 3 | 20 | 6.7 | 11 | 0 | — | — | — | — | — |
| 12-15 | at Pittsburgh | 3 | 33 | 11.0 | 19 | 1 | — | — | — | — | — |
| 12-22 | MINNESOTA | 1 | 6 | 6.0 | 6 | 0 | — | — | — | — | — |
| 12-29 | BALTIMORE | | | INACTIVE | | | | INACTIVE | | | |
| Postseason | | | | | | | | | | | |
| 1-5 | SAN DIEGO | 0 | 0 | — | — | 0 | — | — | — | — | — |
| 2014 / CINCINNATI | | | | | | | | | | | |
| 9-7 | at Baltimore | 3 | 37 | 12.3 | 20 | 0 | — | — | — | — | — |
| 9-14 | ATLANTA | RESERVE / INJURED (DESIGNATED FOR RETURN) | | | | | RESERVE / INJURED (DFR) | | | | |
| 9-21 | TENNESSEE | RESERVE / INJURED (DESIGNATED FOR RETURN) | | | | | RESERVE / INJURED (DFR) | | | | |
| 9-28 | — BYE — | | | | | | | | | | |
| 10-5 | at New England | RESERVE / INJURED (DESIGNATED FOR RETURN) | | | | | RESERVE / INJURED (DFR) | | | | |
| 10-12 | CAROLINA | RESERVE / INJURED (DESIGNATED FOR RETURN) | | | | | RESERVE / INJURED (DFR) | | | | |
| 10-19 | at Indianapolis | RESERVE / INJURED (DESIGNATED FOR RETURN) | | | | | RESERVE / INJURED (DFR) | | | | |
| 10-26 | BALTIMORE | RESERVE / INJURED (DESIGNATED FOR RETURN) | | | | | RESERVE / INJURED (DFR) | | | | |
| 11-2 | JACKSONVILLE | RESERVE / INJURED (DESIGNATED FOR RETURN) | | | | | RESERVE / INJURED (DFR) | | | | |
| 11-6 | CLEVELAND | RESERVE / INJURED (DESIGNATED FOR RETURN) | | | | | RESERVE / INJURED (DFR) | | | | |
| 11-16 | at New Orleans | RESERVE / INJURED (DESIGNATED FOR RETURN) | | | | | RESERVE / INJURED (DFR) | | | | |
| 11-23 | at Houston | RESERVE / INJURED (DESIGNATED FOR RETURN) | | | | | RESERVE / INJURED (DFR) | | | | |
| 11-30 | at Tampa Bay | RESERVE / INJURED (DESIGNATED FOR RETURN) | | | | | RESERVE / INJURED (DFR) | | | | |
| 12-7 | PITTSBURGH | RESERVE / INJURED (DESIGNATED FOR RETURN) | | | | | RESERVE / INJURED (DFR) | | | | |
| 12-14 | at Cleveland | RESERVE / INJURED (DESIGNATED FOR RETURN) | | | | | RESERVE / INJURED (DFR) | | | | |
| 12-22 | DENVER | RESERVE / INJURED (DESIGNATED FOR RETURN) | | | | | RESERVE / INJURED (DFR) | | | | |
| 12-28 | at Pittsburgh | RESERVE / INJURED (DESIGNATED FOR RETURN) | | | | | RESERVE / INJURED (DFR) | | | | |
| Postseason | | | | | | | | | | | |
| 1-4 | at Indianapolis | RESERVE / INJURED (DESIGNATED FOR RETURN) | | | | | RESERVE / INJURED (DFR) | | | | |
| 2015 / CINCINNATI | | | | | | | | | | | |
| 9-13 | at Oakland | 9 | 104 | 11.6 | 31 | 2 | — | — | — | — | — |
| 9-20 | SAN DIEGO | 4 | 49 | 12.3 | 15 | 1 | — | — | — | — | — |
| 9-27 | at Baltimore | 0 | 0 | — | — | 0 | — | — | — | — | — |
| 10-4 | KANSAS CITY | 3 | 69 | 23.0 | 30 | 0 | — | — | — | — | — |
| 10-11 | SEATTLE | 8 | 90 | 11.3 | 25 | 2 | — | — | — | — | — |
| 10-18 | at Buffalo | 4 | 30 | 7.5 | 15 | 1 | — | — | — | — | — |
| 10-25 | — BYE — | | | | | | | | | | |
| 11-1 | at Pittsburgh | 4 | 39 | 9.8 | 23 | 0 | — | — | — | — | — |
| 11-5 | CLEVELAND | 5 | 53 | 10.6 | 19t | 3 | — | — | — | — | — |
| 11-16 | HOUSTON | 3 | 26 | 8.7 | 14 | 0 | — | — | — | — | — |
| 11-22 | at Arizona | 3 | 22 | 7.3 | 10t | 2 | — | — | — | — | — |
| 11-29 | ST. LOUIS | 3 | 40 | 13.3 | 22t | 1 | — | — | — | — | — |
| 12-6 | at Cleveland | | | INACTIVE | | | | INACTIVE | | | |
| 12-13 | PITTSBURGH | 2 | 42 | 21.0 | 24 | 0 | — | — | — | — | — |
| 12-20 | at San Francisco | | | INACTIVE | | | | INACTIVE | | | |
| 12-28 | at Denver | | | INACTIVE | | | | INACTIVE | | | |
| 1-3 | BALTIMORE | 4 | 51 | 12.8 | 22t | 1 | — | — | — | — | — |
| Postseason | | | | | | | | | | | |
| 1-9 | PITTSBURGH | 5 | 58 | 11.6 | 18 | 0 | — | — | — | — | — |
| 2016 / CINCINNATI | | | | | | | | | | | |
| 9-11 | at N.Y. Jets | | | INACTIVE | | | | INACTIVE | | | |
| 9-18 | at Pittsburgh | | | INACTIVE | | | | INACTIVE | | | |
| 9-25 | DENVER | | | INACTIVE | | | | INACTIVE | | | |
| 9-29 | MIAMI | | | INACTIVE | | | | INACTIVE | | | |
| 10-9 | at Dallas | | | INACTIVE | | | | INACTIVE | | | |
| 10-16 | at New England | | | INACTIVE | | | | INACTIVE | | | |
| 10-23 | CLEVELAND | 1 | 9 | 9.0 | 9 | 0 | — | — | — | — | — |
| 10-30 | WASHINGTON | 9 | 102 | 11.3 | 22 | 1 | — | — | — | — | — |
| 11-6 | — BYE — | | | | | | | | | | |
| 11-14 | at N.Y. Giants | 3 | 96 | 32.0 | 71 | 0 | — | — | — | — | — |
| 11-20 | BUFFALO | 3 | 37 | 12.3 | 21 | 0 | — | — | — | — | — |
| 11-27 | at Baltimore | 5 | 68 | 13.6 | 25 | 1 | — | — | — | — | — |
| 12-4 | PHILADELPHIA | 2 | 25 | 12.5 | 13t | 1 | — | — | — | — | — |
| 12-11 | at Cleveland | 5 | 48 | 9.6 | 14t | 2 | — | — | — | — | — |
| 12-18 | PITTSBURGH | 1 | 9 | 9.9 | 9 | 0 | — | — | — | — | — |
| 12-24 | at Houston | | | INACTIVE | | | | INACTIVE | | | |
| 1-1 | BALTIMORE | | | RESERVE / INJURED | | | | RESERVE / INJURED | | | |



ELLIOTT, JAKE

K #3

Height: 5-9
Weight: 170
College: Memphis
Experience: Rookie in 2017

2016 games-starts: 0-0
Career games-starts: 0-0
Born: 1-21-95
Hometown: Western Springs, Ill.
Acquired: D5a'17

The first of two Bengals fifth-round picks will compete for team's kicker job, after record-setting collegiate career ... Left Memphis as one of top kickers and most decorated players in school history ... Ranks in top-10 all-time in FBS scoring by a kicker (445 points) ... Holds numerous school records in same program that produced Patriots K Stephen Gostkowski ... Memphis career records include points, PATs made (202), PATs attempted (202), FGs made (81), FGs attempted (104), FG percentage (77.9) and longest FG (56 yards) ... Of his 330 kickoffs, 210 were touchbacks (63.6 percent).

Career transactions: Selected by Cincinnati in fifth round of 2017 NFL Draft (153rd overall) ... Signed with Bengals on 5-15-17.

Coach Darrin Simmons says: "He's not going to scare anyone with his size, that's for sure, but he has a very powerful leg. It showed up a couple times — it showed up on his college video, it showed up at the combine, and it really showed up at the workout I had with him down in Memphis. He was a four-year starter down there. He's got pretty good accuracy. He's got makes over 50 yards each year. The thing that really impressed me is his mental makeup. He's very steady. He had a lot of interest. I think he's very stable."

College highlights: First player in American Athletic Conference history to earn first-team all-league honors all four years ... Four-time Lou Groza Award semifinalist (top collegiate placekicker), including finalist recognition in 2015 ... Totaled school-best 445 career points, topping Stephen Gostkowski (369 points) and DeAngelo Williams (362) ... Became second player in school history to lead team in scoring all four years (joined K John Butler, 1986-89) ... In four years, went 81 for 104 on FGs and a perfect 202 for 202 on PATs ... Holds school record for longest FG (56 yards), and kicked four of the five longest FGs in program history (56, 54, 53, 53) ... Career kickoff yardage average was 63.7 yards. **2016**—Totaled 121 points, going 21 for 26 on FGs and 58 of 58 on PATs ... Led AAC in FGs made, FG percentage (80.8) and PAT percentage (100), while finishing second among kickers in scoring ... Recorded eight double-digit scoring games ... Hit 12 of 15 FGs from 40 yards or longer, including two of three from 50-plus ... Season-high 15 points (three FGs, six PATs) in win at SMU ... Kicked career-high 11 PATs in win vs. Bowling Green ... Recorded 64 touchbacks on 92 kickoffs (69.6 percent), and helped Memphis to rank second in nation in kick-return defense (16.04 yards/return) ... Touchback total led AAC and ranked third in nation. **2015**—Lou Groza Award finalist ... Scored career-best 132 points, going 23 for 28 on FGs and 63 for 63 on PATs ... His 23 made FGs tied the school record ... Led AAC kickers in scoring, PATs, FGs, and PAT percentage (100) ... Of his 99 kickoffs, 74 were touchbacks (74.7 percent) ... Averaged 64.3 yards on kickoffs, helping Memphis to second-best kick-return

defense (15.5 yards/return) ... Helped team set record for most points in a season (522) ... Recorded seven double-digit scoring games ... Season-high nine PATs each in games vs. Missouri State, Tulsa and SMU ... Season-high four FGs at Temple ... Scored season-best 14 points (five FGs, three PATs) in win at Bowling Green, including 52 yarder ... Hit season-long 53-yard FG vs. Auburn in Birmingham Bowl. **2014**—Scored 120 points, going 21 for 32 on FGs and 57 for 57 on PATs ... Led AAC in points per game (9.2) ... Of his 87 kickoffs, 51 were touchbacks (58.6 percent) ... Career-high 16 points (four FGs, four PATs) vs. Tulsa, including FGs from 51 and 53 yards ... Hit 31-yard FG as time expired in three-point win at Temple ... In Miami Beach Bowl win vs. BYU, extended game to second OT by converting 54-yard FG at end of first OT ... The 54-yarder was the longest in an OT period in FBS history, the fourth-longest in bowl game history and the longest in a bowl game since 2004. **2013**—Totaled 72 points, going 16 for 18 on FGs and 24 for 24 on PATs ... Only FBS kicker to attempt three or more FGs of more than 50 yards and convert every attempt (50, 52, 56) ... Went seven for eight on FGs longer than 40 yards ... School-record 56-yard FG (hit crossbar and bounced through) in win at South Florida topped Gostkowski's mark of 53 set in 2005 ... Of his 50 kickoffs, 21 were for touchbacks (42.0 percent) ... Seven tackles (all solo) on kickoff returns ... Began career by making first 11 FGs ... Five for five on FGs at Houston, including first 50-yarder ... Converted a 52-yard FG vs. SMU.

Kickoff power: The Bengals' offseason mission to solidify the kicker position took special teams coordinator Darrin Simmons all over the country during the pre-draft process. So, after evaluating the draft's top talent, what helped separate Elliott from the pack? "The thing that really showed up was the kickoffs," Simmons said. "The kickoffs really pushed him out above other guys. The kickoffs were fantastic. He can drive the ball up in the air for hang time, or he can drive it down the field for touchbacks. He can do a lot of different things." Of Elliott's 330 kickoffs at Memphis, 210 were touchbacks (63.6 percent).

High school: Attended Lyons Township High School in La Grange, Ill. (outside Chicago) ... Connected on 15 of 21 FGs as a senior, as well as 43 of 44 PATs, en route to being named All-Illinois First Team (Chicago Tribune) ... As a junior, went 12 for 13 on FGs and 28 for 28 on PATs.

Personal: Hometown is Western Springs, Ill. ... Marketing management major at Memphis ... Named the 2016 American Athletic Conference Football Scholar-Athlete of the Year and received a \$2000 scholarship for graduate or professional studies ... Three-time AAC All-Academic Team member ... Seven-time Dean's List student at Memphis ... Recipient of Memphis' Zach Curlin Award as the school's top male student-athlete for 2016-17.

**ERICKSON, ALEX****WR #12**

Height: 6-0
Weight: 195
College: Wisconsin
Experience: 2nd-year player in 2017

2016 games-starts: 16-0
Career games-starts: 16-0
Born: 11-6-92
Hometown: Darlington, Wis.
Acquired: CFA'16

The only 2016 college free agent to make Bengals season-opening roster, Erickson broke out in the latter part of the campaign and led the AFC in kickoff return average (27.9), posting second-highest number in Bengals history ... In preseason, excelled as a kick returner and had two TD catches ... Joined Wisconsin's prominent football program as a walk-on and wound up leading the team in receptions in each of his last two seasons.

Career transactions: Signed with Cincinnati as a college free agent on 5-6-16.

Three-times-65: Erickson's 27.9 kickoff return average in 2016 included three returns of 65 or more yards, a season-first in Bengals annals. Erickson had a 65-yarder on Oct. 30 vs. Washington, an 84-yarder on Nov. 14 at the N.Y. Giants and a 72-yarder on Dec. 18 vs. Pittsburgh. When Adam Jones set the Bengals KOR average record (31.3) in 2014, he had returns of 97 and 80, but no others more than 43. When Tremain Mack averaged 27.1 yards in 1999, now No. 3 in Bengals history, he had returns of 99 and 72 but no others longer than 55.

2016 general: Played in Games 1-16 ... His 27.9 kickoff return average trailed only Minnesota's Cordarrelle Patterson (31.7) in the NFL, and he was more than five yards better than the second-place AFC qualifier, former Bengal Brandon Tate of Buffalo at 22.8 ... In addition to his kickoff returns, had 28 punt returns for 7.0 average, plus six receptions for 71 yards.

2016 game-by-game: Caught first career pass Sept. 18 at Pittsburgh, a 20-yarder that converted a third down to keep a Bengals FG drive alive ... On Oct. 30 vs. Washington in London, his 65-yard kickoff return to

Redskins 36 set up a first-quarter TD ... Set up a TD with an 84-yard KOR to open second half Nov. 14 at N.Y. Giants longest Bengals KOR since 2009 ... Returned four kickoffs for 25.5 yard average Nov. 27 at Baltimore, and helped set up a TD with seven-yard reception to Ravens three in third quarter ... Had 16-yard catch Dec. 4 vs. Philadelphia ... On Dec. 11 at Cleveland, had 16-yard catch, three punt returns for 15.7 average and three kickoff returns for 17.7 average ... On Dec. 18 vs. Pittsburgh, had 72-yard KOR and finished with 33.2 average on five returns ... Led NFL in preseason with 30.8-yard punt return average (six attempts), including 80-yarder for TD in debut vs. Minnesota.

College: Played three seasons (2013-15) at Wisconsin, with a redshirt year in 2012 ... Saw action in 40 games (28 starts) ... Redshirted in 2012 after joining the program late as a walk-on ... Played on teams that went an aggregate 30-10 ... In 2015, helped lead team to 10-3 season with Holiday Bowl win over USC, logging team-high 77 catches (second-most in school history) for 978 yards ... Also had 111 rushing yards in '15, on just seven attempts ... In 2014, had 55 catches for 772 yards and three TDs, helping team to 11-3 season that closed with Outback Bowl win over Auburn.

Personal: Hometown is Darlington, Wis. ... Attended Darlington High School, where as a QB he rushed for 3856 yards and 57 TDs while passing for 3648 and 37 TDs ... Also played DB in high school, logging 14 INTs and 170 tackles, and was named Small School Player of the Year as a senior by Wisconsin State Journal ... Three-time all-state selection in basketball and also earned four prep letters in track and field ... Graduated in December 2015 from Wisconsin with degree in agricultural business management ... Married (wife Kelsi) ... Hobbies include golf.

ALEX ERICKSON'S STATISTICS

| | | | RECEIVING | | | | | RUSHING | | | | | SCORING | | | | | |
|--------|------------|------|-----------|-----|------|----|----|---------|-----|-----|----|----|---------|------|------|-------|-------|-----|
| YEAR | TEAM | G-S | NO | YDS | AVG | LG | TD | ATT | YDS | AVG | LG | TD | TD | TD-R | TD-P | TD-Rt | 2-PIC | PTS |
| 2016 | Cincinnati | 16-0 | 6 | 71 | 11.8 | 20 | 0 | — | — | — | — | — | — | — | — | — | — | — |
| CAREER | | 16-0 | 6 | 71 | 11.8 | 20 | 0 | — | — | — | — | — | — | — | — | — | — | — |

| | | SPECIAL TEAMS | | | | | | | | | KICKOFF RETURNS | | | | | | PUNT RETURNS | | | | | |
|--------|------------|---------------|----|----|----|--------|----|-----|-----|----|-----------------|------|----|----|----|----|--------------|-----|----|----|----|--|
| YEAR | TEAM | ST | AT | TT | FF | FR-YDS | BP | BFG | BXP | NO | YDS | AVG | FC | LG | TD | NO | YDS | AVG | FC | LG | TD | |
| 2016 | Cincinnati | — | — | — | — | — | — | — | — | 29 | 810 | 27.9 | 0 | 84 | 0 | 28 | 195 | 7.0 | 19 | 24 | 0 | |
| CAREER | | — | — | — | — | — | — | — | — | 29 | 810 | 27.9 | 0 | 84 | 0 | 28 | 195 | 7.0 | 19 | 24 | 0 | |

RECEIVING SINGLE-GAME HIGHS: RECEPTIONS—1 (six times; most recently on 12-24-16 at Houston). YARDS—20 (9-18-16 at Pittsburgh). LONG—20 (9-18-16 at Pittsburgh). TOUCHDOWNS—(none).


KICKOFF RETURN SINGLE-GAME HIGHS: RETURNS—5 (12-18-16 vs. Pittsburgh). YARDS—166 (12-18-16 vs. Pittsburgh). LONG—84 (11-14-16 at N.Y. Giants). TOUCHDOWNS—(none).

PUNT RETURN SINGLE-GAME HIGHS: RETURNS—6 (12-24-16 at Houston). YARDS—47 (12-11-16 at Cleveland). LONG—24 (12-11-16 at Cleveland). TOUCHDOWNS—(none).

2016 GAME-BY-GAME

| | | RECEIVING | | | | | RUSHING | | | | |
|--------|----------------|-----------|-----|------|----|----|---------|-----|-----|----|----|
| DATE | OPPONENT | NO | YDS | AVG | LG | TD | ATT | YDS | AVG | LG | TD |
| 9-11 | at N.Y. Jets | 0 | 0 | — | — | 0 | — | — | — | — | — |
| 9-18 | at Pittsburgh | 1 | 20 | 20.0 | 20 | 0 | — | — | — | — | — |
| 9-25 | DENVER | 0 | 0 | — | — | 0 | — | — | — | — | — |
| 9-29 | MIAMI | 0 | 0 | — | — | 0 | — | — | — | — | — |
| 10-9 | at Dallas | 0 | 0 | — | — | 0 | — | — | — | — | — |
| 10-16 | at New England | 0 | 0 | — | — | 0 | — | — | — | — | — |
| 10-23 | CLEVELAND | 0 | 0 | — | — | 0 | — | — | — | — | — |
| 10-30 | WASHINGTON | 0 | 0 | — | — | 0 | — | — | — | — | — |
| 11-6 | — BYE — | | | | | | | | | | |
| 11-14 | at N.Y. Giants | 0 | 0 | — | — | 0 | — | — | — | — | — |
| 11-20 | BUFFALO | 1 | 7 | 7.0 | 7 | 0 | — | — | — | — | — |
| 11-27 | at Baltimore | 1 | 7 | 7.0 | 7 | 0 | — | — | — | — | — |
| 12-4 | PHILADELPHIA | 1 | 16 | 16.0 | 16 | 0 | — | — | — | — | — |
| 12-11 | at Cleveland | 1 | 16 | 16.0 | 16 | 0 | — | — | — | — | — |
| 12-18 | PITTSBURGH | 0 | 0 | — | — | 0 | — | — | — | — | — |
| 12-24 | at Houston | 1 | 5 | 5.0 | 5 | 0 | — | — | — | — | — |
| 1-1 | BALTIMORE | 0 | 0 | — | — | 0 | — | — | — | — | — |
| TOTALS | | 6 | 71 | 11.8 | 20 | 0 | — | — | — | — | — |

| DATE | OPPONENT | SPECIAL TEAMS | | | | | | | | KICKOFF RETURNS | | | | | | | PUNT RETURNS | | | | | | |
|--------|----------------|---------------|----|----|----|--------|----|-----|-----|-----------------|-----|------|----|----|----|--|--------------|-----|------|----|----|----|--|
| | | ST | AT | TT | FF | FR-YDS | BP | BFG | BXP | NO | YDS | AVG | FC | LG | TD | | NO | YDS | AVG | FC | LG | TD | |
| 9-11 | at N.Y. Jets | — | — | — | — | — | — | — | — | 1 | 15 | 15.0 | 0 | 15 | 0 | | 1 | 15 | 15.0 | 1 | 15 | 0 | |
| 9-18 | at Pittsburgh | — | — | — | — | — | — | — | — | 0 | 0 | — | 0 | — | 0 | | 1 | 0 | 0.0 | 3 | 0 | 0 | |
| 9-25 | DENVER | — | — | — | — | — | — | — | — | 0 | 0 | — | 0 | — | 0 | | 1 | 4 | 4.0 | 0 | 4 | 0 | |
| 9-29 | MIAMI | — | — | — | — | — | — | — | — | 0 | 0 | — | 0 | — | 0 | | 3 | 23 | 7.7 | 2 | 12 | 0 | |
| 10-9 | at Dallas | — | — | — | — | — | — | — | — | 2 | 46 | 23.0 | 0 | 24 | 0 | | 0 | 0 | — | 1 | — | 0 | |
| 10-16 | at New England | — | — | — | — | — | — | — | — | 2 | 42 | 21.0 | 0 | 26 | 0 | | 2 | 12 | 6.0 | 1 | 11 | 0 | |
| 10-23 | CLEVELAND | — | — | — | — | — | — | — | — | 0 | 0 | — | 0 | — | 0 | | 2 | 3 | 1.5 | 3 | 3 | 0 | |
| 10-30 | WASHINGTON | — | — | — | — | — | — | — | — | 1 | 65 | 65.0 | 0 | 65 | 0 | | 1 | 7 | 7.0 | 0 | 7 | 0 | |
| 11-6 | — BYE — | | | | | | | | | | | | | | | | | | | | | | |
| 11-14 | at N.Y. Giants | — | — | — | — | — | — | — | — | 4 | 145 | 36.3 | 0 | 84 | 0 | | 3 | 35 | 11.7 | 2 | 18 | 0 | |
| 11-20 | BUFFALO | — | — | — | — | — | — | — | — | 1 | 36 | 36.0 | 0 | 36 | 0 | | 1 | 13 | 13.0 | 1 | 13 | 0 | |
| 11-27 | at Baltimore | — | — | — | — | — | — | — | — | 4 | 102 | 25.5 | 0 | 30 | 0 | | 1 | 11 | 11.0 | 1 | 11 | 0 | |
| 12-4 | PHILADELPHIA | — | — | — | — | — | — | — | — | 1 | 19 | 19.0 | 0 | 19 | 0 | | 2 | 9 | 4.5 | 0 | 8 | 0 | |
| 12-11 | at Cleveland | — | — | — | — | — | — | — | — | 3 | 53 | 17.7 | 0 | 21 | 0 | | 3 | 47 | 15.7 | 2 | 24 | 0 | |
| 12-18 | PITTSBURGH | — | — | — | — | — | — | — | — | 5 | 166 | 33.2 | 0 | 72 | 0 | | 0 | 0 | — | 0 | — | 0 | |
| 12-24 | at Houston | — | — | — | — | — | — | — | — | 4 | 107 | 26.8 | 0 | 35 | 0 | | 6 | 16 | 2.7 | 1 | 7 | 0 | |
| 1-1 | BALTIMORE | — | — | — | — | — | — | — | — | 1 | 14 | 14.0 | 0 | 14 | 0 | | 1 | 0 | 0.0 | 1 | 0 | 0 | |
| TOTALS | | — | — | — | — | — | — | — | — | 29 | 810 | 27.9 | 0 | 84 | 0 | | 28 | 195 | 7.0 | 19 | 24 | 0 | |

**EVANS, JORDAN****LB #50**

Height: 6-3
Weight: 240
College: Oklahoma
Experience: Rookie in 2017

2016 games-starts: 0-0
Career games-starts: 0-0
Born: 1-27-95
Hometown: Norman, Okla.
Acquired: D6a'17

The first of two Bengals sixth-round selections adds speed, coverage skills and playmaking ability to LB corps ... Played in 45 games, with 36 starts, in four productive years at Oklahoma ... Totaled 286 career tackles, including 22 for losses, with 3.5 sacks, five INTs, four FFs and three FRs ... Tied for second in school history among LBs with 16 career pass breakups ... Team captain and noted leader of Sooners' defense as a senior ... Ran 4.51 40-yard dash and had a 38.5-inch vertical leap at Oklahoma's pro day.

Career transactions: Selected by Cincinnati in sixth round of 2017 NFL Draft (193rd overall) ... Signed with Bengals on 5-15-17.

College highlights: Career totals of 286 tackles, including 22 for losses, with 3.5 sacks, five INTs, four FFs and three FRs. **2016**—One of four team captains ... Started all 13 games ... First-team all-Big 12 (coaches and AP) ... Totaled 98 tackles, including 10 for losses, with 2.5 sacks, one FF, one FR and eight pass breakups ... Also had team-leading four INTs, including two returned for TDs ... Forced a fumble and returned an INT 80 yards for a TD in win at West Virginia ... Team-high nine tackles in win vs. Baylor, and became first Sooner ever to record two sacks and two INTs in a game ... Recorded 10 tackles and a 33-yard INT return for a TD in win vs. Kansas. **2015**—Played in 11 games, with 10 starts at inside linebacker ... Missed two games due to calf injury ... Named by coaches to All-Big 12 Second Team ... Totaled 83 tackles, including five for losses, with a sack, FF, FR and four pass breakups ... Led team with nine

tackles, including one for a loss, and forced a fumble in win at Baylor ... Recorded 11 tackles vs. Texas ... In win vs. West Virginia, returned a fumble 41 yards for a TD, tallied two tackles for losses, with one sack, and added nine tackles. **2014**—Started all 13 games at inside linebacker ... Totaled 93 tackles, including nine for losses, with an INT, FR, two forced fumbles and three pass breakups ... Recorded team-high nine tackles, including one for a loss, vs. Oklahoma State ... Recovered a fumble, broke up two passes and made four tackles in win at Iowa State ... Had career-high 14 tackles in win vs. Texas ... Notched 10 tackles and first career INT in at Texas Christian ... Made first career start in win vs. Louisiana Tech and recorded two tackles and a forced fumble. **2013**—Played in eight games and totaled 12 tackles and one pass breakup.

High school: Attended Norman North High School in Norman, Okla. ... Totaled 94 tackles, nine sacks, two FFs and a FR as a senior ... As a junior, had 87 tackles, two sacks, three INTs and a FF ... Excelled as a return specialist, with four career kickoff-return TDs and two punt-return TDs.

Personal: Hometown is Norman, Okla. ... Majored in Arts and Sciences Planned Program at Oklahoma ... Named First-Team Academic All-Big 12 in 2014 and received second-team honors in '15 ... Father, Scott, was three-time all-conference defensive tackle at Oklahoma (1988-90) ... Scott Evans also grew up in Cincinnati before moving to Oklahoma in middle school.



FEJEDELEM, CLAYTON

S #42

Height: 6-0
Weight: 205
College: Illinois
Experience: 2nd-year player in 2017

2016 games-starts: 16-0
Career games-starts: 16-0
Born: 6-2-93
Hometown: Lemont, Ill.
Acquired: D7'16

A second-year player, Fejedelem was a 2016 seventh-round Bengals draft pick who made an impressive rise from NAIA player to major-college walk-on to productive NFL rookie ... Led 2016 Bengals in special teams snaps (318 of possible 442) ... Former star for NAIA St. Xavier University did not start at Illinois until late in junior 2014 season, but came on in 2015 to be named Illini Defensive Player of the Year; was considered among nation's best run-defending DBs.

Career transactions: Selected by Cincinnati in seventh round of 2016 NFL Draft (245th overall) ... Signed with Bengals on 5-9-16.

2016 highlights: Played in Games 1-16, mostly on special teams, but also saw action with defense in the last six games ... Had seven special teams tackles and three on defense ... Two special teams tackles Oct. 16 at New England (tied for team lead) ... Three tackles on defense Nov. 27 at Baltimore ... Played in all four preseason games, logging nine tackles and leading team in special teams tackles (four).

College: Played two seasons (2014-15) for Illinois ... Began college career over 2011-12 at NAIA St. Xavier University in Chicago, and redshirted at Illinois in '13 as a walk-on ... Started all 12 games for Illinois at free safety in '15, and his 11.7 tackles per game (140 total) led Big Ten and ranked second in the nation among FBS players ... Most tackles by an Illinois player since 2006, and he had two INTs ... Second-team all-conference selection in '15 by Big Ten media ... Voted a '15 team captain ... In his two seasons at St. Xavier University, helped lead team to national title as freshman and to 11-2 mark as sophomore.

Personal: Hometown is Lemont, Ill., just south of Chicago ... Earned bachelor's degree in communication from Illinois in May 2015 and has enrolled in a second degree program for agricultural leadership education ... Attended Lemont (Ill.) High School, where he was a two-time all-conference selection and an all-state player as a senior ... Also lettered in wrestling and lacrosse ... Hobbies include hunting and fishing ... Last name is pronounced 'FEDGE-uh-lemm' (the "d" is silent).

CLAYTON FEJEDELEM'S STATISTICS


| | | | DEFENSE | | | | | | | INTERCEPTIONS | | | | | SCORING | | | | |
|--------|------------|------|---------|----|----|---------|----|----|--------|---------------|-----|-----|----|----|---------|----------|---------|---|-----|
| YEAR | TEAM | G-S | ST | AT | TT | SKS-YDS | PD | FF | FR-YDS | NO | YDS | AVG | LG | TD | TD | TD-IntRt | TD-FRRt | S | PTS |
| 2016 | Cincinnati | 16-0 | 3 | 0 | 3 | 0-0 | 0 | 0 | 0-0 | — | — | — | — | — | — | — | — | — | — |
| CAREER | | 16-0 | 3 | 0 | 3 | 0-0 | 0 | 0 | 0-0 | — | — | — | — | — | — | — | — | — | — |

| | | SPECIAL TEAMS | | | | | | | | | KICKOFF RETURNS | | | | | PUNT RETURNS | | | | | |
|--------|------------|---------------|----|----|----|--------|----|-----|-----|----|-----------------|-----|----|----|----|--------------|-----|-----|----|----|----|
| YEAR | TEAM | ST | AT | TT | FF | FR-YDS | BP | BFG | BXP | NO | YDS | AVG | FC | LG | TD | NO | YDS | AVG | FC | LG | TD |
| 2016 | Cincinnati | 4 | 3 | 7 | 0 | 0-0 | 0 | 0 | 0 | — | — | — | — | — | — | — | — | — | — | — | — |
| CAREER | | 4 | 3 | 7 | 0 | 0-0 | 0 | 0 | 0 | — | — | — | — | — | — | — | — | — | — | — | — |

2016 GAME-BY-GAME

| | | DEFENSE | | | | | | | | | INTERCEPTIONS | | | | |
|--------|----------------|---------|----|----|---------|---------|----|----|--------|--|---------------|-----|-----|----|----|
| DATE | OPPONENT | ST | AT | TT | SKS-YDS | INT-YDS | PD | FF | FR-YDS | | NO | YDS | AVG | LG | TD |
| 9-11 | at N.Y. Jets | 0 | 0 | 0 | 0-0 | 0-0 | 0 | 0 | 0-0 | | — | — | — | — | — |
| 9-18 | at Pittsburgh | 0 | 0 | 0 | 0-0 | 0-0 | 0 | 0 | 0-0 | | — | — | — | — | — |
| 9-25 | DENVER | 0 | 0 | 0 | 0-0 | 0-0 | 0 | 0 | 0-0 | | — | — | — | — | — |
| 9-29 | MIAMI | 0 | 0 | 0 | 0-0 | 0-0 | 0 | 0 | 0-0 | | — | — | — | — | — |
| 10-9 | at Dallas | 0 | 0 | 0 | 0-0 | 0-0 | 0 | 0 | 0-0 | | — | — | — | — | — |
| 10-16 | at New England | 0 | 0 | 0 | 0-0 | 0-0 | 0 | 0 | 0-0 | | — | — | — | — | — |
| 10-23 | CLEVELAND | 0 | 0 | 0 | 0-0 | 0-0 | 0 | 0 | 0-0 | | — | — | — | — | — |
| 10-30 | WASHINGTON | 0 | 0 | 0 | 0-0 | 0-0 | 0 | 0 | 0-0 | | — | — | — | — | — |
| 11-6 | — BYE — | | | | | | | | | | | | | | |
| 11-14 | at N.Y. Giants | 0 | 0 | 0 | 0-0 | 0-0 | 0 | 0 | 0-0 | | — | — | — | — | — |
| 11-20 | BUFFALO | 0 | 0 | 0 | 0-0 | 0-0 | 0 | 0 | 0-0 | | — | — | — | — | — |
| 11-27 | at Baltimore | 3 | 0 | 3 | 0-0 | 0-0 | 0 | 0 | 0-0 | | — | — | — | — | — |
| 12-4 | PHILADELPHIA | 0 | 0 | 0 | 0-0 | 0-0 | 0 | 0 | 0-0 | | — | — | — | — | — |
| 12-11 | at Cleveland | 0 | 0 | 0 | 0-0 | 0-0 | 0 | 0 | 0-0 | | — | — | — | — | — |
| 12-18 | PITTSBURGH | 0 | 0 | 0 | 0-0 | 0-0 | 0 | 0 | 0-0 | | — | — | — | — | — |
| 12-24 | at Houston | 0 | 0 | 0 | 0-0 | 0-0 | 0 | 0 | 0-0 | | — | — | — | — | — |
| 1-1 | BALTIMORE | 0 | 0 | 0 | 0-0 | 0-0 | 0 | 0 | 0-0 | | — | — | — | — | — |
| TOTALS | | 3 | 0 | 3 | 0-0 | 0-0 | 0 | 0 | 0-0 | | — | — | — | — | — |

| | | SPECIAL TEAMS | | | | | | | | KICKOFF RETURNS | | | | | | PUNT RETURNS | | | | | |
|--------|----------------|---------------|----|----|----|--------|----|-----|-----|-----------------|-----|-----|----|----|----|--------------|-----|-----|----|----|----|
| DATE | OPPONENT | ST | AT | TT | FF | FR-YDS | BP | BFG | BXP | NO | YDS | AVG | FC | LG | TD | NO | YDS | AVG | FC | LG | TD |
| 9-11 | at N.Y. Jets | 0 | 0 | 0 | 0 | 0-0 | 0 | 0 | 0 | — | — | — | — | — | — | — | — | — | — | — | — |
| 9-18 | at Pittsburgh | 0 | 0 | 0 | 0 | 0-0 | 0 | 0 | 0 | — | — | — | — | — | — | — | — | — | — | — | — |
| 9-25 | DENVER | 1 | 0 | 1 | 0 | 0-0 | 0 | 0 | 0 | — | — | — | — | — | — | — | — | — | — | — | — |
| 9-29 | MIAMI | 0 | 0 | 0 | 0 | 0-0 | 0 | 0 | 0 | — | — | — | — | — | — | — | — | — | — | — | — |
| 10-9 | at Dallas | 0 | 0 | 0 | 0 | 0-0 | 0 | 0 | 0 | — | — | — | — | — | — | — | — | — | — | — | — |
| 10-16 | at New England | 1 | 1 | 2 | 0 | 0-0 | 0 | 0 | 0 | — | — | — | — | — | — | — | — | — | — | — | — |
| 10-23 | CLEVELAND | 0 | 0 | 0 | 0 | 0-0 | 0 | 0 | 0 | — | — | — | — | — | — | — | — | — | — | — | — |
| 10-30 | WASHINGTON | 1 | 0 | 1 | 0 | 0-0 | 0 | 0 | 0 | — | — | — | — | — | — | — | — | — | — | — | — |
| 11-6 | — BYE — | | | | | | | | | | | | | | | | | | | | |
| 11-14 | at N.Y. Giants | 0 | 1 | 1 | 0 | 0-0 | 0 | 0 | 0 | — | — | — | — | — | — | — | — | — | — | — | — |
| 11-20 | BUFFALO | 0 | 1 | 1 | 0 | 0-0 | 0 | 0 | 0 | — | — | — | — | — | — | — | — | — | — | — | — |
| 11-27 | at Baltimore | 0 | 0 | 0 | 0 | 0-0 | 0 | 0 | 0 | — | — | — | — | — | — | — | — | — | — | — | — |
| 12-4 | PHILADELPHIA | 0 | 0 | 0 | 0 | 0-0 | 0 | 0 | 0 | — | — | — | — | — | — | — | — | — | — | — | — |
| 12-11 | at Cleveland | 1 | 0 | 1 | 0 | 0-0 | 0 | 0 | 0 | — | — | — | — | — | — | — | — | — | — | — | — |
| 12-18 | PITTSBURGH | 0 | 0 | 0 | 0 | 0-0 | 0 | 0 | 0 | — | — | — | — | — | — | — | — | — | — | — | — |
| 12-24 | at Houston | 0 | 0 | 0 | 0 | 0-0 | 0 | 0 | 0 | — | — | — | — | — | — | — | — | — | — | — | — |
| 1-1 | BALTIMORE | 0 | 0 | 0 | 0 | 0-0 | 0 | 0 | 0 | — | — | — | — | — | — | — | — | — | — | — | — |
| TOTALS | | 4 | 3 | 7 | 0 | 0-0 | 0 | 0 | 0 | — | — | — | — | — | — | — | — | — | — | — | — |



FISHER, JAKE

OT #74

Height: 6-6
Weight: 310
College: Oregon
Experience: 3rd-year player in 2017

2016 games-starts: 15-3
Career games-starts: 29-4
Born: 4-23-93
Hometown: Traverse City, Mich.
Acquired: D2'15

Agile and athletic for 306-pounder, the 2015 second-round draft pick contributes in multiple ways ... Made first NFL starts at ROT in base offense in last three games of '16; expected to be considered as possible starter at that spot heading into '17 season ... In addition to OT, has served as "big tight end" in extra-blocker formations, and late in '15 season switched to H-back, replacing injured Ryan Hewitt ... Had 31-yard catch in '15 vs. San Diego in the extra-TE spot, longest in history by a Bengals OL and longest by an NFL OL since 1988.

Career transactions: Selected by Cincinnati in second round of 2015 NFL Draft (53rd overall) ... Signed with Bengals on 5-20-15.

2016 highlights: Played in Games 1-4 and 6-16 ... Active/DNP for Game 5, after missing practice time with back strain ... Had a 12-yard reception in "big tight end" role Dec. 4 vs. Philadelphia, but fumbled (Eagles recovered) ... Played 23 offensive snaps Dec. 11 at Cleveland, spelling starters at both LOT and ROT ... Started at ROT on Dec. 18 vs. Pittsburgh and played 44 of the 58 snaps ... Played every offensive snap on Dec. 24 at Houston and missed just one snap Jan. 1 vs. Baltimore.

Previous season: 2015—Played in 14 games (Games 1-12 and 15-16), with a start Nov. 16 vs. Houston as second TE ... Inactive for Games 13-14 due to concussion suffered during practice week prior to Game 13 ... His official position designation was switched from OT to H-back for Game 16 and the Wild Card playoff, as coaches chose him to replace injured H-back Ryan Hewitt ... On Sept. 20 vs. San Diego, as eligible receiver, logged a 31-yard reception to Chargers 16 in third quarter, setting up a FG ... His 31-yarder vs. Chargers was longest receiving gain by an NFL offensive lineman since Nov. 13, 1988, when Indianapolis G Brian Baldinger went 37 yards vs. Green Bay ... In his H-back debut, Jan. 3 win over Baltimore, was credited with a key block on HB Jeremy Hill's 38-yard TD run.

College: Played four seasons (2011-14) at Oregon, seeing action in 51 of a possible 54 games, with 35 starts ... Helped lead Ducks to a 48-7 record

during his career, with all four teams averaging 230 or more rushing yards per game ... Helped lead Ducks to nation's No. 3 offensive ranking (547.0 yards per game) and a No. 4 mark in scoring (45.4) as a senior ... Helped offense top 300 rushing yards in Pac-12 Championship win over Arizona and in Rose Bowl (national semifinal) win over Florida State ... In Fisher's two missed games in 2014, Oregon gave up 12 of its season total of 31 sacks allowed ... Started as a junior at ROT for 11-2 team that finished with Alamo Bowl win over Texas, and was an 11-game starter as a sophomore for 12-1 team that closed with Fiesta Bowl win over Kansas State.

Personal: Hometown is Traverse City, Mich. ... Attended Traverse City West High School, where he was two-way player at TE and DL, earning all-state honors on defense as senior ... Majored in General Social Science at Oregon ... Hobbies include golf and fishing.

JAKE FISHER'S STATISTICS

GAMES-STARTS

| YEAR | TEAM | GAMES | STARTS |
|--------|-----------------|-------|--------|
| 2015 | Cincinnati..... | 14 | 1 |
| 2016 | Cincinnati..... | 15 | 3 |
| CAREER | | 29 | 4 |

RECEIVING

| YEAR | TEAM | NO | YDS | AVG | LG | TD |
|--------|-----------------|----|-----|------|----|----|
| 2015 | Cincinnati..... | 1 | 31 | 31.0 | 31 | 0 |
| 2016 | Cincinnati..... | 1 | 12 | 12.0 | 12 | 0 |
| CAREER | | 2 | 43 | 21.5 | 31 | 0 |

POSTSEASON

GAMES-STARTS

| YEAR | TEAM | GAMES | STARTS |
|--------|-----------------|-------|--------|
| 2015 | Cincinnati..... | 1 | 0 |
| CAREER | | 1 | 0 |



FLOWERS, MARQUIS

LB #53

Height: 6-3
Weight: 250
College: Arizona
Experience: 4th-year player in 2017

2016 games-starts: 16-0
Career games-starts: 32-0
Born: 2-16-92
Hometown: Phoenix, Ariz.
Acquired: D6'14

Athletic performer who began his college career as a 230-pound safety, Flowers played in every 2016 Bengals game, after sitting out 2015 due to shoulder injury ... Played in every game as a rookie in 2014 ... Second on '16 team in special teams snaps (306 of 442).

Career transactions: Selected by Cincinnati in sixth round of 2014 NFL Draft (212th overall) ... Signed with Bengals on 5-21-14 ... Waived (injured) by Bengals on 9-5-15 ... Reverted to Bengals (Reserve/Injured list) after clearing waivers on 9-6-15.

2016 highlights: Played in Games 1-16, primarily on special teams, with eight special teams tackles (third on team) ... Tied for special teams tackles lead (two) on Oct. 9 at Dallas ... Appeared in all four preseason games, finishing second on team in tackles on defense (15).

Previous seasons: **2014**—Played Games 1-16, and in Wild Card playoff ... In regular season, had five tackles on defense, three on special teams, a pass defended and a QB hit ... Had five additional tackles on defense in Wild Card playoff at Indianapolis, seeing increased action following injury to LB Rey Maualuga ... Saw extensive action on defense on Oct. 19 at Indianapolis, following injury to WLB Vontaze Burfict, and recorded four tackles ... Made first

career start on Dec. 22 vs. Denver, replacing injured Emmanuel Lamur at SLB, and recorded one tackle on defense and one on special teams. **2015**—Appeared in all four preseason games, recording 10 tackles, but suffered shoulder injury in preseason finale and was placed on Reserve/Injured list prior to season opener.

College: Played four seasons (2010-13) at Arizona, seeing action in 50 games ... Had 35 starts, including every game as a junior and senior ... His busy career stat line includes 272 tackles, 27 tackles for losses, 7.5 sacks, five INTs, five forced fumbles, two fumble recoveries and eight passes defended ... Finished second on team in tackles (93) in 2013 as Arizona went 8-5, with Independence Bowl win over Boston College ... In 2012, helped lead Wildcats to 8-5 record, including New Mexico Bowl win over Nevada.

Personal: Hometown is Phoenix, Ariz. ... Attended Millennium High School, where he earned Class 5A All-State honors as a two-way senior ... Rushed for 1247 yards and 16 TDs as a senior, while logging 46 tackles and two INTs on defense ... Selected for U.S. Army All-America game following his senior campaign ... Majored at Arizona in social behavior and human understanding ... Has a son (Braylen) and a daughter (Alianah) ... Hobbies include grilling ... First name is pronounced "mar-KEECE(rhymes with 'peace')."

MARQUIS FLOWERS' STATISTICS

| | | | DEFENSE | | | | | | | INTERCEPTIONS | | | | | SCORING | | | | | | | |
|--------|------------|------|---------------|----|----|---------|--------|----|--------|-----------------|-----|-----|-----|----|---------------|----------|---------|-----|-----|----|----|----|
| YEAR | TEAM | G-S | ST | AT | TT | SKS-YDS | PD | FF | FR-YDS | NO | YDS | AVG | LG | TD | TD | TD-IntRt | TD-FRRt | S | PTS | | | |
| 2014 | Cincinnati | 16-0 | 3 | 2 | 5 | 0-0 | 1 | 0 | 0-0 | — | — | — | — | — | — | — | — | — | — | | | |
| 2015 | Cincinnati | 0-0 | DID NOT PLAY* | | | | | | | DID NOT PLAY* | | | | | DID NOT PLAY* | | | | | | | |
| 2016 | Cincinnati | 16-0 | 0 | 0 | 0 | 0-0 | 0 | 0 | 0-0 | — | — | — | — | — | — | — | — | — | — | | | |
| CAREER | | 32-0 | 3 | 2 | 5 | 0-0 | 1 | 0 | 0-0 | — | — | — | — | — | — | — | — | — | — | | | |
| | | | SPECIAL TEAMS | | | | | | | KICKOFF RETURNS | | | | | PUNT RETURNS | | | | | | | |
| YEAR | TEAM | | ST | AT | TT | FF | FR-YDS | BP | BFG | BXP | NO | YDS | AVG | FC | LG | TD | NO | YDS | AVG | FC | LG | TD |
| 2014 | Cincinnati | | 1 | 2 | 3 | 0 | 0-0 | 0 | 0 | 0 | — | — | — | — | — | — | — | — | — | — | — | — |
| 2016 | Cincinnati | | 8 | 0 | 8 | 0 | 0-0 | 0 | 0 | 0 | — | — | — | — | — | — | — | — | — | — | — | — |
| CAREER | | | 9 | 2 | 11 | 0 | 0-0 | 0 | 0 | 0 | — | — | — | — | — | — | — | — | — | — | — | — |

POSTSEASON


| | | | DEFENSE | | | | | | | INTERCEPTIONS | | | | | | SCORING | | | | |
|--------|------------|-----|---------|----|----|---------|----|----|--------|---------------|-----|-----|----|----|---|---------|----------|---------|---|-----|
| YEAR | TEAM | G-S | ST | AT | TT | SKS-YDS | PD | FF | FR-YDS | NO | YDS | AVG | LG | TD | | TD | TD-IntRt | TD-FRRt | S | PTS |
| 2014 | Cincinnati | 1-0 | 3 | 2 | 5 | 0-0 | 0 | 0 | 0-0 | — | — | — | — | — | — | — | — | — | — | — |
| CAREER | | 1-0 | 3 | 2 | 5 | 0-0 | 0 | 0 | 0-0 | — | — | — | — | — | — | — | — | — | — | — |

* NOTE: Flowers was on the Reserve/Injured list for 16 regular-season games and one postseason game with Cincinnati in 2015.

2016 GAME-BY-GAME

| | | DEFENSE | | | | | | | | | INTERCEPTIONS | | | | | |
|--------|----------------|---------|----|----|---------|---------|----|----|--------|--|---------------|-----|-----|----|----|---|
| DATE | OPPONENT | ST | AT | TT | SKS-YDS | INT-YDS | PD | FF | FR-YDS | | NO | YDS | AVG | LG | TD | |
| 9-11 | at N.Y. Jets | 0 | 0 | 0 | 0-0 | 0-0 | 0 | 0 | 0-0 | | — | — | — | — | — | — |
| 9-18 | at Pittsburgh | 0 | 0 | 0 | 0-0 | 0-0 | 0 | 0 | 0-0 | | — | — | — | — | — | — |
| 9-25 | DENVER | 0 | 0 | 0 | 0-0 | 0-0 | 0 | 0 | 0-0 | | — | — | — | — | — | — |
| 9-29 | MIAMI | 0 | 0 | 0 | 0-0 | 0-0 | 0 | 0 | 0-0 | | — | — | — | — | — | — |
| 10-9 | at Dallas | 0 | 0 | 0 | 0-0 | 0-0 | 0 | 0 | 0-0 | | — | — | — | — | — | — |
| 10-16 | at New England | 0 | 0 | 0 | 0-0 | 0-0 | 0 | 0 | 0-0 | | — | — | — | — | — | — |
| 10-23 | CLEVELAND | 0 | 0 | 0 | 0-0 | 0-0 | 0 | 0 | 0-0 | | — | — | — | — | — | — |
| 10-30 | WASHINGTON | 0 | 0 | 0 | 0-0 | 0-0 | 0 | 0 | 0-0 | | — | — | — | — | — | — |
| 11-6 | — BYE — | | | | | | | | | | | | | | | |
| 11-14 | at N.Y. Giants | 0 | 0 | 0 | 0-0 | 0-0 | 0 | 0 | 0-0 | | — | — | — | — | — | — |
| 11-20 | BUFFALO | 0 | 0 | 0 | 0-0 | 0-0 | 0 | 0 | 0-0 | | — | — | — | — | — | — |
| 11-27 | at Baltimore | 0 | 0 | 0 | 0-0 | 0-0 | 0 | 0 | 0-0 | | — | — | — | — | — | — |
| 12-4 | PHILADELPHIA | 0 | 0 | 0 | 0-0 | 0-0 | 0 | 0 | 0-0 | | — | — | — | — | — | — |
| 12-11 | at Cleveland | 0 | 0 | 0 | 0-0 | 0-0 | 0 | 0 | 0-0 | | — | — | — | — | — | — |
| 12-18 | PITTSBURGH | 0 | 0 | 0 | 0-0 | 0-0 | 0 | 0 | 0-0 | | — | — | — | — | — | — |
| 12-24 | at Houston | 0 | 0 | 0 | 0-0 | 0-0 | 0 | 0 | 0-0 | | — | — | — | — | — | — |
| 1-1 | BALTIMORE | 0 | 0 | 0 | 0-0 | 0-0 | 0 | 0 | 0-0 | | — | — | — | — | — | — |
| TOTALS | | 0 | 0 | 0 | 0-0 | 0-0 | 0 | 0 | 0-0 | | — | — | — | — | — | — |

| DATE | OPPONENT | SPECIAL TEAMS | | | | | | | | KICKOFF RETURNS | | | | | | | PUNT RETURNS | | | | | | |
|--------|----------------|---------------|----|----|----|--------|----|-----|-----|-----------------|-----|-----|----|----|----|--|--------------|-----|-----|----|----|----|--|
| | | ST | AT | TT | FF | FR-YDS | BP | BFG | BXP | NO | YDS | AVG | FC | LG | TD | | NO | YDS | AVG | FC | LG | TD | |
| 9-11 | at N.Y. Jets | 1 | 0 | 1 | 0 | 0-0 | 0 | 0 | 0 | — | — | — | — | — | — | | — | — | — | — | — | — | |
| 9-18 | at Pittsburgh | 1 | 0 | 1 | 0 | 0-0 | 0 | 0 | 0 | — | — | — | — | — | — | | — | — | — | — | — | — | |
| 9-25 | DENVER | 0 | 0 | 0 | 0 | 0-0 | 0 | 0 | 0 | — | — | — | — | — | — | | — | — | — | — | — | — | |
| 9-29 | MIAMI | 1 | 0 | 1 | 0 | 0-0 | 0 | 0 | 0 | — | — | — | — | — | — | | — | — | — | — | — | — | |
| 10-9 | at Dallas | 2 | 0 | 2 | 0 | 0-0 | 0 | 0 | 0 | — | — | — | — | — | — | | — | — | — | — | — | — | |
| 10-16 | at New England | 0 | 0 | 0 | 0 | 0-0 | 0 | 0 | 0 | — | — | — | — | — | — | | — | — | — | — | — | — | |
| 10-23 | CLEVELAND | 0 | 0 | 0 | 0 | 0-0 | 0 | 0 | 0 | — | — | — | — | — | — | | — | — | — | — | — | — | |
| 10-30 | WASHINGTON | 0 | 0 | 0 | 0 | 0-0 | 0 | 0 | 0 | — | — | — | — | — | — | | — | — | — | — | — | — | |
| 11-6 | — BYE — | | | | | | | | | | | | | | | | | | | | | | |
| 11-14 | at N.Y. Giants | 1 | 0 | 1 | 0 | 0-0 | 0 | 0 | 0 | — | — | — | — | — | — | | — | — | — | — | — | — | |
| 11-20 | BUFFALO | 1 | 0 | 1 | 0 | 0-0 | 0 | 0 | 0 | — | — | — | — | — | — | | — | — | — | — | — | — | |
| 11-27 | at Baltimore | 0 | 0 | 0 | 0 | 0-0 | 0 | 0 | 0 | — | — | — | — | — | — | | — | — | — | — | — | — | |
| 12-4 | PHILADELPHIA | 1 | 0 | 1 | 0 | 0-0 | 0 | 0 | 0 | — | — | — | — | — | — | | — | — | — | — | — | — | |
| 12-11 | at Cleveland | 0 | 0 | 0 | 0 | 0-0 | 0 | 0 | 0 | — | — | — | — | — | — | | — | — | — | — | — | — | |
| 12-18 | PITTSBURGH | 0 | 0 | 0 | 0 | 0-0 | 0 | 0 | 0 | — | — | — | — | — | — | | — | — | — | — | — | — | |
| 12-24 | at Houston | 0 | 0 | 0 | 0 | 0-0 | 0 | 0 | 0 | — | — | — | — | — | — | | — | — | — | — | — | — | |
| 1-1 | BALTIMORE | 0 | 0 | 0 | 0 | 0-0 | 0 | 0 | 0 | — | — | — | — | — | — | | — | — | — | — | — | — | |
| TOTALS | | 8 | 0 | 8 | 0 | 0-0 | 0 | 0 | 0 | — | — | — | — | — | — | | — | — | — | — | — | — | |



GILBERRY, WALLACE

DE #95

Height: 6-2
Weight: 265
College: Alabama
Experience: 10th-year player in 2017

2016 games-starts: 9-1 (4-1 Det.; 5-0 Cin.)
Career games-starts: 124-23
Born: 12-5-84
Hometown: Bromley, Ala.
Acquired: FA'16

Gilberry began a second stint with Bengals on Nov. 7 of the 2016 season, signing as a free agent, and had 2.5 sacks in his five games played ... From 2012-15 with Cincinnati, logged 17.5 sacks, three forced fumbles and four fumble recoveries (one for a TD) ... Began 2016 with Detroit, after joining the Lions as an unrestricted free agent.

Career transactions: Signed with N.Y. Giants as college free agent on 5-5-08 ... Waived by Giants on 8-30-08 ... Signed to Giants practice squad on 9-1-08 ... Signed with Kansas City on 11-5-08 ... Re-signed with Chiefs as restricted free agent on 7-31-11 ... Signed with Tampa Bay as unrestricted free agent on 6-4-12 ... Released by Buccaneers on 9-14-12 ... Signed with Cincinnati as free agent on 9-18-12 ... Re-signed with Bengals as unrestricted free agent on 3-12-13 ... Signed with Detroit as an unrestricted free agent on 4-5-16 ... Released by Lions from Reserve/Injured list (injury settlement) on 10-11-16 ... Signed with Cincinnati as free agent on 11-7-16 ... Re-signed with Bengals as unrestricted free agent on 3-30-17.

2016 highlights: Played for Bengals in five games (Games 9-11 and 15-16), logging 10 tackles, including 2.5 sacks ... Inactive for Games 12-14 due to calf injury ... In his '16 Bengals debut, on Nov. 14 at N.Y. Giants, had one tackle and one QB hit ... Three tackles (one for-loss) on Nov. 27 at Baltimore ... Had six-yard solo sack of Tom Savage on Dec. 24 at Houston, and shared another sack of Savage while totaling three tackles and four QB hits for the game ... Had 12-yard sack of Joe Flacco on Jan. 1 vs. Baltimore, as well as an additional QB hit ... Played in Games 1-4 for Detroit, with one start and five tackles ... Placed Oct. 4 by Lions on Reserve/Injured list (abdomen), and became a free agent on Oct. 11, when he was released with an injury settlement.

Previous seasons: **2008**—Originally signed as college free agent with N.Y. Giants, and spent time on Giants practice squad before being signed to Kansas City roster ... Played in five games for Chiefs, inactive for three ... One tackle in NFL debut on Nov. 9 at San Diego. **2009**—Played in every Chiefs game and finished second on team in sacks (4.5) ... Posted first career sack Sept. 20 vs. Oakland, downing JaMarcus Russell ... Sacked Carson Palmer on Dec. 27 at Bengals. **2010**—Played in every game with two starts as Chiefs won AFC West with 10-6 record, and posted seven sacks ... Also had 15 QB pressures, two forced fumbles, two fumble recoveries and two passes defended ... Had three sacks of Sam Bradford on Dec. 19 at St. Louis, and forced a Bradford fumble. **2011**—Played in all 16 games for Kansas City ... Logged 2.5 sacks, two forced fumbles and three passes defended ... On Nov. 21 at New England, had sack-and-strip against Tom Brady, with Chiefs recovering fumble at their 27. **2012**—Signed with Tampa Bay as unrestricted free agent ... Played in all four preseason games for Bucs, inactive for season opener, and released prior to Game 2 ... Signed as free agent with Bengals prior to Game 3 and played in all

14 games after joining the team ... Totaled 34 tackles, 6.5 sacks (third on team), a forced fumble and three fumble recoveries (tied for team lead) ... Logged his first Bengals sack Oct. 14 at Cleveland, nine-yarder against Brandon Weeden ... On Oct. 21 vs. Pittsburgh, recovered Ben Roethlisberger fumble in the second quarter, leading to Bengals TD ... Had a sack-and-strip on Nov. 11 vs. N.Y. Giants against Eli Manning in fourth quarter, recovering the fumble himself at Giants 41 ... On Dec. 13 at Philadelphia, recovered a Nick Foles fumble in third quarter and returned 25 yards for a TD ... Four tackles Dec. 30 vs. Baltimore, including 10-yard sack of Tyrod Taylor ... Two tackles in Wild Card playoff at Houston. **2013**—Played in every Bengals game, including postseason ... Had 36 regular-season tackles, with career-best 7.5 sacks (tied for team lead), a forced fumble, three passes defended and 17 QB pressures (third on team) ... Key performer in win Oct. 6 vs. New England, starting at RDE in place of injured Michael Johnson and recording 1.5 sacks among his five tackles, with a forced fumble and four QB pressures ... Had four tackles, including an 11-yard sack of Jason Campbell, on Nov. 17 vs. Cleveland ... Started at LDE on Dec. 1 at San Diego and had a nine-yard sack of Philip Rivers, a pass defended and one QB pressure ... Four tackles, including a seven-yard sack of Ben Roethlisberger, on Dec. 15 at Pittsburgh. **2014**—Started at RDE for Bengals in Games 1-16 and in Wild Card playoff ... Second on line in tackles (48), including four for losses, and had 1.5 sacks, two passes defended, a fumble recovery and 13 QB hits (second on team) ... On Sept. 7 at Baltimore, had 1.5 sacks of Joe Flacco on final two defensive plays, ending Ravens threat for tying TD that had reached Bengals 16-yard line ... On Dec. 14 at Cleveland, dropped Browns QB Johnny Manziel for a six-yard loss on a rushing play ... Had two tackles on Dec. 28 at Pittsburgh, and recovered an aborted Steelers shotgun snap at Steelers 34 late in first quarter, setting up Bengals FG for 10-7 lead ... Two tackles and two QB hits in Wild Card playoff at Indianapolis. **2015**—Played in Games 1-16 and in Wild Card playoff for Bengals ... Had two sacks and ranked fourth on team in total QB hits (12) ... On Sept. 20 vs. San Diego, logged a two-yard sack-and-strip against Philip Rivers, Bengals recovering fumble at their 42 in first quarter ... On Nov. 1 at Pittsburgh, had a two-yard sack on a third-down play in the fourth quarter, forcing Steelers to punt ... One tackle and three QB hits Dec. 6 at Cleveland, tying his season best for QB hits ... One tackle and two QB hits in Wild Card playoff vs. Pittsburgh.

College: Played four seasons (2004-07) at Alabama, with a redshirt year in 2003 ... Totaled 50 games with 38 starts, logging 188 tackles, 22.5 sacks and 38 QB pressures ... His 60.5 tackles for losses were second-most in school history, behind only future NFL Hall of Famer Derrick Thomas (74).

Personal: Hometown is Bromley, Ala. ... Attended Baldwin County High School ... Earned degree from Alabama in telecommunications ... Has a son, Brady ... Enjoys restoring old cars and playing with remote control cars.

WALLACE GILBERRY'S STATISTICS

| YEAR | TEAM | G-S | DEFENSE | | | | | | INTERCEPTIONS | | | | | SCORING | | | | |
|-------------|-------------|-------|---------------|-----|-----|----------|----------|----|---------------|------|-----|-----|----|---------------|----|----------|---------|-------|
| | | | ST | AT | TT | SKS-YDS | PD | FF | FR-YDS | NO | YDS | AVG | LG | TD | TD | TD-IntRt | TD-FRRt | S PTS |
| 2008 | Kansas City | 5-0 | 2 | 0 | 2 | 0-0 | 0 | 0 | 0-0 | — | — | — | — | — | 0 | 0 | 0 | 0 |
| 2009 | Kansas City | 16-0 | 27 | 6 | 33 | 4.5-32.5 | 0 | 0 | 0-0 | — | — | — | — | — | 0 | 0 | 0 | 0 |
| 2010 | Kansas City | 16-2 | 18 | 4 | 22 | 7-50 | 2 | 2 | 2-0 | — | — | — | — | — | 0 | 0 | 0 | 0 |
| 2011 | Kansas City | 16-1 | 6 | 2 | 8 | 2.5-7.5 | 3 | 2 | 0-0 | — | — | — | — | — | 0 | 0 | 0 | 0 |
| 2012 | Tampa Bay | 0-0 | DID NOT PLAY* | | | | | | DID NOT PLAY* | | | | | DID NOT PLAY* | | | | |
| | Cincinnati | 14-0 | 14 | 20 | 34 | 6.5-48 | 0 | 1 | 3-31 | — | — | — | — | — | 0 | 0 | 1 | 6 |
| 2013 | Cincinnati | 16-2 | 20 | 16 | 36 | 7.5-56.5 | 3 | 1 | 0-0 | — | — | — | — | — | 0 | 0 | 0 | 0 |
| 2014 | Cincinnati | 16-16 | 19 | 29 | 48 | 1.5-8.5 | 2 | 0 | 1-0 | — | — | — | — | — | 0 | 0 | 0 | 0 |
| 2015 | Cincinnati | 16-1 | 16 | 7 | 23 | 2-4 | 1 | 1 | 0-0 | — | — | — | — | — | 0 | 0 | 0 | 0 |
| 2016 | Detroit | 4-1 | 3 | 2 | 5 | 0-0 | 0 | 0 | 0-0 | — | — | — | — | — | 0 | 0 | 0 | 0 |
| | Cincinnati | 5-0 | 8 | 2 | 10 | 2.5-20.5 | 0 | 0 | 0-0 | — | — | — | — | — | 0 | 0 | 0 | 0 |
| K.C. TOTALS | | | 53 | 12 | 65 | 14-90 | 5 | 4 | 2-0 | — | — | — | — | — | 0 | 0 | 0 | 0 |
| T.B. TOTALS | | | 0 | 0 | 0 | 0-0 | 0 | 0 | 0-0 | — | — | — | — | — | 0 | 0 | 0 | 0 |
| CIN. TOTALS | | | 77 | 74 | 151 | 20-137.5 | 6 | 3 | 4-31 | — | — | — | — | — | 0 | 0 | 1 | 6 |
| DET. TOTALS | | | 3 | 2 | 5 | 0-0 | 0 | 0 | 0-0 | — | — | — | — | — | 0 | 0 | 0 | 0 |
| CAREER | | | 124-23 | 133 | 88 | 221 | 34-227.5 | 11 | 7 | 6-31 | — | — | — | — | 0 | 0 | 1 | 6 |

| | | SPECIAL TEAMS | | | | | | | | KICKOFF RETURNS | | | | | | PUNT RETURNS | | | | | |
|--------|-------------|---------------|----|----|----|--------|----|-----|-----|-----------------|-----|-----|----|----|----|--------------|-----|-----|----|----|----|
| YEAR | TEAM | ST | AT | TT | FF | FR-YDS | BP | BFG | BXP | NO | YDS | AVG | FC | LG | TD | NO | YDS | AVG | FC | LG | TD |
| 2008 | Kansas City | 0 | 1 | 1 | 0 | 0-0 | 0 | 0 | 0 | — | — | — | — | — | — | — | — | — | — | — | — |
| 2009 | Kansas City | 1 | 0 | 1 | 0 | 0-0 | 0 | 0 | 0 | — | — | — | — | — | — | — | — | — | — | — | — |
| CAREER | | 1 | 1 | 2 | 0 | 0-0 | 0 | 0 | 0 | — | — | — | — | — | — | — | — | — | — | — | — |

POSTSEASON

| | | | DEFENSE | | | | | | | INTERCEPTIONS | | | | | SCORING | | | | |
|-------------|-------------|-----|---------|----|----|---------|----|----|--------|---------------|-----|-----|----|----|---------|----------|---------|---|-----|
| YEAR | TEAM | G-S | ST | AT | TT | SKS-YDS | PD | FF | FR-YDS | NO | YDS | AVG | LG | TD | TD | TD-IntRt | TD-FRRt | S | PTS |
| 2010 | Kansas City | 1-0 | 0 | 0 | 0 | 0-0 | 0 | 0 | 0-0 | — | — | — | — | — | — | — | — | — | — |
| 2012 | Cincinnati | 1-0 | 2 | 0 | 2 | 0-0 | 0 | 0 | 0-0 | — | — | — | — | — | — | — | — | — | — |
| 2013 | Cincinnati | 1-0 | 3 | 2 | 5 | 0-0 | 0 | 0 | 0-0 | — | — | — | — | — | — | — | — | — | — |
| 2014 | Cincinnati | 1-1 | 0 | 2 | 2 | 0-0 | 0 | 0 | 0-0 | — | — | — | — | — | — | — | — | — | — |
| 2015 | Cincinnati | 1-1 | 0 | 1 | 1 | 0-0 | 0 | 0 | 0-0 | — | — | — | — | — | — | — | — | — | — |
| K.C. TOTALS | | 1-0 | 0 | 0 | 0 | 0-0 | 0 | 0 | 0-0 | — | — | — | — | — | — | — | — | — | — |
| CIN. TOTALS | | 4-2 | 5 | 5 | 10 | 0-0 | 0 | 0 | 0-0 | — | — | — | — | — | — | — | — | — | — |
| CAREER | | 5-2 | 5 | 5 | 10 | 0-0 | 0 | 0 | 0-0 | — | — | — | — | — | — | — | — | — | — |

* NOTE: Gilberry was inactive for one regular-season game with Tampa Bay in 2012.

2016 GAME-BY-GAME

| | | DEFENSE | | | | | | | | INTERCEPTIONS | | | | |
|-------------|-----------------|----------------------|----|----|----------|---------|----|----|--------|----------------------|-----|-----|----|----|
| DATE | OPPONENT | ST | AT | TT | SKS-YDS | INT-YDS | PD | FF | FR-YDS | NO | YDS | AVG | LG | TD |
| Detroit | | | | | | | | | | | | | | |
| 9-11 | at Indianapolis | 1 | 0 | 1 | 0-0 | 0-0 | 0 | 0 | 0-0 | — | — | — | — | — |
| 9-18 | TENNESSEE | 1 | 0 | 1 | 0-0 | 0-0 | 0 | 0 | 0-0 | — | — | — | — | — |
| 9-25 | at Green Bay | 1 | 1 | 2 | 0-0 | 0-0 | 0 | 0 | 0-0 | — | — | — | — | — |
| 10-2 | at Chicago | 0 | 1 | 1 | 0-0 | 0-0 | 0 | 0 | 0-0 | — | — | — | — | — |
| 10-9 | PHILADELPHIA | RESERVE / INJURED | | | | | | | | RESERVE / INJURED | | | | |
| 10-16 | LOS ANGELES | NOT WITH AN NFL TEAM | | | | | | | | NOT WITH AN NFL TEAM | | | | |
| 10-23 | WASHINGTON | NOT WITH AN NFL TEAM | | | | | | | | NOT WITH AN NFL TEAM | | | | |
| 10-30 | at Houston | NOT WITH AN NFL TEAM | | | | | | | | NOT WITH AN NFL TEAM | | | | |
| 11-6 | at Minnesota | NOT WITH AN NFL TEAM | | | | | | | | NOT WITH AN NFL TEAM | | | | |
| Cincinnati | | | | | | | | | | | | | | |
| 11-14 | at N.Y. Giants | 1 | 0 | 1 | 0-0 | 0-0 | 0 | 0 | 0-0 | — | — | — | — | — |
| 11-20 | BUFFALO | 1 | 0 | 1 | 0-0 | 0-0 | 0 | 0 | 0-0 | — | — | — | — | — |
| 11-27 | at Baltimore | 3 | 0 | 3 | 0-0 | 0-0 | 0 | 0 | 0-0 | — | — | — | — | — |
| 12-4 | PHILADELPHIA | INACTIVE | | | | | | | | INACTIVE | | | | |
| 12-11 | at Cleveland | INACTIVE | | | | | | | | INACTIVE | | | | |
| 12-18 | PITTSBURGH | INACTIVE | | | | | | | | INACTIVE | | | | |
| 12-24 | at Houston | 2 | 1 | 3 | 1.5-8.5 | 0-0 | 0 | 0 | 0-0 | — | — | — | — | — |
| 1-1 | BALTIMORE | 1 | 1 | 2 | 1-12 | 0-0 | 0 | 0 | 0-0 | — | — | — | — | — |
| DET. TOTALS | | 3 | 2 | 5 | 0-0 | 0-0 | 0 | 0 | 0-0 | — | — | — | — | — |
| CIN. TOTALS | | 8 | 2 | 10 | 2.5-20.5 | 0-0 | 0 | 0 | 0-0 | — | — | — | — | — |
| 2016 TOTALS | | 11 | 4 | 15 | 2.5-20.5 | 0-0 | 0 | 0 | 0-0 | — | — | — | — | — |



GLASGOW, RYAN

DT #67

Height: 6-3
Weight: 302
College: Michigan
Experience: Rookie in 2017

2016 games-starts: 0-0
Career games-starts: 0-0
Born: 9-30-93
Hometown: Aurora, Ill.
Acquired: D4c'17

A fourth-round pick in 2017, Glasgow will add depth to interior of Bengals' defensive line after a stand-out career at Michigan ... Known in college as a strong and powerful run defender in middle of one of college football's staunchest run defenses, which held opposing rushers to 3.3-yard average over last three seasons ... Spent five years in Michigan program (one redshirt), with 45 games played and 33 starts ... Former walk-on ... Totaled 91 tackles, including 18.5 for losses, with five sacks, one fumble recovery, two forced fumbles and a pass breakup.

Career transactions: Selected by Cincinnati in fourth round of 2017 NFL Draft (138th overall) ... Signed with Bengals on 5-15-17.

Coach Jacob Burney says: "Glasgow is a technician. He has square shoulders, a flat back, and is a powerful kid. That means a lot for a defense. They've done a great job with this kid at Michigan, and he's taken a hold of the position with his mentality. That's who he is; if you tell him to take a hold of the linebacker, he'll get that job (done)."

College highlights: Played in 45 games, with 33 starts ... Career totals of 91 tackles, including 18.5 for losses and five sacks, with a fumble recovery, two forced fumbles and a pass breakup. **2016**—Started all 13 games en route to earning all-Big Ten second team honors (media and coaches) ... Career-best 42 tackles, including 9.5 for losses, with four sacks and one pass breakup ... Six tackles in win over Central Florida, including one for a loss ... Four tackles and an assisted sack in win vs. Wisconsin ... Four tackles, including 1.5 for losses, in win at Rutgers ... Three tackles, including one for a loss, in win

at Michigan State ... In win vs. Indiana, notched career-high seven tackles, including career-high three for losses, with a sack ... Two tackles at Ohio State, including 1.5 for losses, with a sack. **2015**—Earned all-Big Ten honorable mention (media and coaches) and was a semifinalist for the Burlsworth Trophy (college football's most outstanding player who started career as walk-on) ... Started nine games before suffering season-ending pectoral injury vs. Rutgers ... Season totals of 25 tackles, including five for losses, with one sack ... Three tackles, including a sack, in win over vs. Northwestern ... Six tackles at Minnesota, and helped preserve victory with assisted tackle of QB Mitch Leidner, who attempted a sneak for a go-ahead TD in game's final seconds. **2014**—Played in 12 games, with 11 starts ... Totaled 22 tackles, including four for losses, with one force fumble and one fumble recovery ... Made first career start in win vs. Appalachian State ... Five tackles, including one for a loss, vs. Minnesota ... Recorded a forced fumble and fumble recovery in win vs. Indiana ... Five tackles, including one for a loss, at Northwestern. **2013**—Played in 11 games as a reserve. **2012**—Did not play (redshirt).

High school: Attended Marmion Academy in Aurora, Ill. (outside Chicago) ... Two-year varsity letterman in football, and as a senior was named Suburban Christian Conference Defensive Player of the Year ... Also lettered twice in basketball ... Was a member of National Honor Society.

Personal: Hometown is Aurora, Ill. ... Economics major at Michigan ... Was teammates with both brothers while at Michigan — Graham, a guard, from 2012-15, and Jordan, a safety, from '15-16; Graham now plays guard for the Detroit Lions ... Last name is pronounced "GLASS-go."

**GREEN, A.J.****WR #18**

Height: 6-4
Weight: 210
College: Georgia
Experience: 7th-year player in 2017

2016 games-starts: 10-10
Career games-starts: 86-86
Born: 7-31-88
Hometown: Summerville, S.C.
Acquired: D1'11

Green was selected for the Pro Bowl in the initial vote for the sixth time in his six NFL seasons, but he missed the last six regular-season games of 2016 and the Pro Bowl, due to a hamstring injury he suffered on the second play of Game 10, Nov. 20 vs. Buffalo ... Was on pace prior to injury for his most productive campaign ever, as his 66 catches for 964 yards through Game 9 projected to Bengals records of 117 catches and 1714 yards ... Had NFL "Play of the Year" for season's first half, as awarded by ESPN's NFL Live, for his 48-yard "Hail Mary" score on Oct. 23 vs. Cleveland ... Is only Bengal to make Pro Bowl in each of first six seasons (WR Isaac Curtis second at four) ... Green's 28 games of 100 or more receiving yards rank second on Bengals behind Chad Johnson, who had 31 over 10 seasons.

Career transactions: Selected by Cincinnati in first round of 2011 NFL Draft (fourth overall) ... Signed with Bengals on 7-28-11 ... Bengals exercised the option to extend contract by one year through 2015 on 4-21-14 ... Signed contract extension with Bengals on 9-11-15.

Pro Bowl participation: Selected in initial voting for six games, and has played in five ... Did not play in 2016 season game, due to hamstring injury ... Started for victorious Team Irvin in 2015 season contest and had three catches for 60 yards ... Played for Team Carter in 2014 season contest (no receptions) ... Started for Team Sanders in 2013 season game and had a seven-yard reception ... Voted as AFC starter for 2012 season game and scored three TDs (one from Peyton Manning and two from Andrew Luck), becoming seventh player in game history with three or more scores ... In 2011 season, had two catches for 42 yards, including 34-yard TD from Ben Roethlisberger ... In '11 he was first rookie WR voted to Pro Bowl since '03 season, when Arizona's Anquan Boldin earned honor, and was first Bengals rookie at any position to make the game in more than 30 years, since WR Cris Collinsworth in 1981.

Green and some gold jackets: Though a hamstring injury cost him all but two plays of the last seven games, Green finished his sixth season with nine career games of at least 150 receiving yards and a TD catch. The only players to have more such games in their first six seasons have been Hall of Famers Lance Alworth (13) and Jerry Rice (11), and prime HOF candidate Randy Moss (10).

A.J. falls 36 short from club of one: When the Bengals opened play on Nov. 20 vs. Buffalo, Green had 964 receiving yards, 36 short of reaching 1000 for the sixth time in six seasons. But his season-ending hamstring injury on the second offensive snap left him stalled at 964, leaving Randy Moss still as the only player in history to hit 1000 in each of his first six seasons (1998-2003).

Climbing the ladders: Green began the '16 season ranked fifth in Bengals history in receiving yards, and he finished his injury-shortened year in second place, at 7135. He passed Cris Collinsworth (6698), Carl Pickens (6887) and Isaac Curtis (7101). The leader is Chad Johnson (10,783). Green started the season in sixth place in all-time Bengals receptions, but moved up to fourth (481), passing Curtis (416) and Collinsworth (417). He needs 27 more to pass T.J. Houshmandzadeh (507) into third place and 50 to pass Carl Pickens (530) into second place. Chad Johnson (751) is the all-time leader.

2016 highlights: Started in Games 1-10, but played only two snaps in Game 10, due to hamstring injury suffered on the second play ... Inactive for Games 11-15, and placed on Reserve/Injured list prior to Game 16 ... Led team in receptions (66) and receiving yards (964) ... Caught four TDs ... Has nine career games with at least 150 yards and one TD, most among active players entering 2017 ... On Sept. 11 at N.Y. Jets, tied career receptions high (12) for 180 yards, including a 54-yard TD, and his 11-yard gain from Jets 40 put Bengals in range for game-winning FG with 0:58 left ... Led team in receptions (10) and receiving yards (173) on Sept. 29 vs. Miami, and scored Bengals' lone TD in 22-7 win ... Caught eight-for-169 on Oct. 23 vs. Cleveland, including a 48-

yard TD on a "Hail Mary" play on which he bested three Browns defenders for the ball while reeling it in with one hand ... Caught nine-for-121 on Oct. 30 vs. Washington in London ... Caught seven-for-68 on Nov. 14 at N.Y. Giants, with 13-yard TD catch in first quarter.

Previous seasons: **2011**—Led Bengals, and all NFL rookies, in receptions (65) and receiving yards (1057) ... Led Bengals in TDs (seven) ... Set Bengals rookie record for most receiving yards, passing Cris Collinsworth's record of 1009, and fell two short of Collinsworth's rookie receptions record of 67 ... Had 11 receptions of 35 or more yards, tied for most in NFL, and his total was most by an NFL rookie since 1998 ... In his pro debut on Sept. 11 at Cleveland, put Bengals ahead to stay in fourth quarter with 41-yard TD catch from Bruce Gradkowski, a play certified as longest game-winning TD catch in NFL history by a rookie playing in his team's season opener ... Caught five-for-47 in Wild Card playoff at Houston. **2012**—Led team in receptions (97), receiving yards (1350) and TDs (11) ... Was top AFC vote-getter at WR on prestigious Associated Press All-Pro team, earning a second-team berth as his vote total trailed only two NFC players ... Had at least one TD catch in Bengals-record nine straight games (Games 2-10), and in the receiving TDs category, he became only the second player in 48 seasons to score in nine straight games, joining Jerry Rice (NFL-record 10 straight in 1987) ... Named AFC Offensive Player of the Month for September ... Became the first player in NFL history to hit the benchmark trifecta of 100 receptions, 1500 receiving yards and 10 TDs in his first 20 NFL games ... Caught nine passes for 183 yards on Sept. 23 at Washington ... Logged his first multiple-TD game on Oct. 14 at Cleveland, scoring twice while catching seven-for-135 ... Had season-high 10 catches for 116 yards on Dec. 23 at Pittsburgh, including 21-yarder to Steelers' 25 with :08 remaining, setting up game-winning FG ... Led team in receptions (five) and receiving yards (80) in Wild Card playoff at Houston. **2013**—Ranked fifth in NFL in receiving yards (career-best 1426) and sixth in receptions (career-high 98) ... Second-team selection on Associated Press All-Pro team ... Scored 11 TDs for second straight year, leading team for second straight year ... Topped 100-yard receiving mark in Games 6-10, becoming first Bengal to log five straight ... Had six 100-yard receiving games overall, re-setting club record he had shared ... On Sept. 8 at Chicago, caught nine-for-162, most receiving yards by a Bengal in a season opener, and he had TDs of two and 45 yards ... Caught six-for-155 on Oct. 20 at Detroit, including 82-yard TD (longest gain of his of career) on game's opening drive ... Caught eight-for-151 and a TD Nov. 10 at Baltimore, his TD coming via 51-yard Hail Mary as time expired in fourth quarter, sending game to OT ... Caught three-for-34 in Wild Card playoff vs. San Diego. **2014**—Experienced his first tough campaign with injuries ... Started at WR in 13 games (Games 1-4 and 8-16), but was inactive for Games 5-7 (turf toe) and significantly limited by injuries in four other games ... Also missed Wild Card playoff vs. San Diego (concussion) ... Despite missed time, still led team in receptions (69), receiving yards (1041) and receiving TDs (six) ... Became only player to rank among NFL's top four in both catches and receiving yards for player's first four seasons ... On Sept. 7 at Baltimore, led all receivers with 131 yards on six catches, including game-deciding 77-yard TD catch in fourth quarter, pushing Bengals from 16-15 deficit to 23-16 win ... Caught six-for-127 Nov. 16 at New Orleans, with 24-yard fourth-quarter TD that iced victory ... Career-high 12 catches (since tied), for 121 yards, Nov. 23 at Houston ... Had 11 catches for 224 yards Dec. 7 vs. Pittsburgh, with 81-yard third-quarter TD, longest Bengals catch on the season. **2015**—Led team in receptions (86), receiving yards (1297), and yards from scrimmage (1297) ... Third in TDs (10) ... On Sept. 27 at Baltimore, had career-high 227 receiving yards (second in Bengals history) on 10 catches, with TDs of 80 and seven yards ... Both TDs at Baltimore came in fourth quarter, and both erased deficits, including game-winner (the seven-yarder) to give Cincinnati a 28-24 lead with 2:10 remaining ... On Nov. 1 at Pittsburgh, led all receivers in catches (11) and yards (118), and he scored the game-deciding TD on a nine-yard catch from Andy Dalton in the fourth quarter, putting the Bengals ahead 13-10 ... Caught five-for-128 and with one TD Dec 6 at Cleveland, leading team in scrimmage yards ... Caught six-for-132 Dec. 13 vs. Pittsburgh, including a 66-yard TD from AJ McCarron in second quarter ... Suffered back strain in practice the day before

Dec. 20th game at San Francisco, and though he started against 49ers, had just one catch for 37 yards, and was removed from play in the second half ... In Wild Card playoff vs. Pittsburgh, his 25-yard TD catch gave Cincinnati a late 16-15 lead with 1:50 to play, but Steelers came back for winning FG.

College: Played three seasons (2008-10) at Georgia, and was a consensus choice after his junior season as nation's top WR prospect ... In just 32 career games, he posted the third-most receptions (166) and third-most receiving yards (2619) in Bulldogs history ... His 23 TD catches ranked second in program annals ... Named to Georgia's Team of the Decade ... Playing in only

nine games as a junior, he led team with 57 catches, 848 receiving yards and career-best nine TDs ... In 2008, his career-best 963 receiving yards helped earn him SEC Freshman of the Year honors, and on special teams, he blocked a FG attempt vs. Arizona State.

Personal: Hometown is Summerville, S.C. ... Attended Summerville High School, where he was a four-time all-state selection by Associated Press ... Was the only prep junior named to USA Today's 2006 All-USA team ... Also lettered in basketball and track ... Housing major at Georgia, and earned spot on Athletic Director's academic honor roll ... His initials stand for "Adriel Jeremiah" ... Enjoys playing pool, and is an expert juggler ... Married (wife Miranda), with a son (Easton).

A.J. GREEN'S STATISTICS

| YEAR | TEAM | G-S | RECEIVING | | | | | RUSHING | | | | | SCORING | | | | | |
|------|------------|-------|-----------|------|------|-----|----|---------|-----|------|----|----|---------|------|------|-------|-------|-----|
| | | | NO | YDS | AVG | LG | TD | ATT | YDS | AVG | LG | TD | TD | TD-R | TD-P | TD-Rt | 2-PtC | PTS |
| 2011 | Cincinnati | 15-15 | 65 | 1057 | 16.3 | 58 | 7 | 5 | 53 | 10.6 | 22 | 0 | 7 | 0 | 7 | 0 | 0 | 42 |
| 2012 | Cincinnati | 16-16 | 97 | 1350 | 13.9 | 73t | 11 | 4 | 38 | 9.5 | 20 | 0 | 11 | 0 | 11 | 0 | 0 | 66 |
| 2013 | Cincinnati | 16-16 | 98 | 1426 | 14.6 | 82t | 11 | 0 | 0 | — | — | 0 | 11 | 0 | 11 | 0 | 0 | 66 |
| 2014 | Cincinnati | 13-13 | 69 | 1041 | 15.1 | 81t | 6 | 2 | 2 | 1.0 | 5 | 0 | 6 | 0 | 6 | 0 | 0 | 36 |
| 2015 | Cincinnati | 16-16 | 86 | 1297 | 15.1 | 80t | 10 | 0 | 0 | — | — | 0 | 10 | 0 | 10 | 0 | 0 | 60 |
| 2016 | Cincinnati | 10-10 | 66 | 964 | 14.6 | 54t | 4 | 0 | 0 | — | — | 0 | 4 | 0 | 4 | 0 | 0 | 24 |

CAREER 86-86 481 7135 14.8 82t 49 11 93 8.5 22 0 49 0 49 0 0 294

RECEIVING SINGLE-GAME HIGHS: RECEPTIONS—12 (two times; most recently on 9-11-16 at N.Y. Jets). YARDS—227 (9-27-15 at Baltimore). LONG—82t (10-20-13 at Detroit). TOUCHDOWNS—2 (five times; most recently on 11-29-15 vs. St. Louis).

RUSHING SINGLE-GAME HIGHS: ATTEMPTS—2 (two times; most recently on 11-25-12 vs. Oakland). YARDS—25 (12-24-11 vs. Arizona). LONG—22 (12-24-11 vs. Arizona). TOUCHDOWNS—(none).

POSTSEASON


| YEAR | TEAM | G-S | RECEIVING | | | | | RUSHING | | | | | SCORING | | | | | |
|--------|------------|-----|---------------|-----|------|-----|----|---------------|-----|-----|----|----|---------------|------|------|-------|-------|-----|
| | | | NO | YDS | AVG | LG | TD | ATT | YDS | AVG | LG | TD | TD | TD-R | TD-P | TD-Rt | 2-PtC | PTS |
| 2011 | Cincinnati | 1-1 | 5 | 47 | 9.4 | 21 | 0 | — | — | — | — | — | 0 | 0 | 0 | 0 | 0 | 0 |
| 2012 | Cincinnati | 1-1 | 5 | 80 | 16.0 | 45 | 0 | — | — | — | — | — | 0 | 0 | 0 | 0 | 0 | 0 |
| 2013 | Cincinnati | 1-1 | 3 | 34 | 11.3 | 14 | 0 | — | — | — | — | — | 0 | 0 | 0 | 0 | 0 | 0 |
| 2014 | Cincinnati | 0-0 | DID NOT PLAY* | | | | | DID NOT PLAY* | | | | | DID NOT PLAY* | | | | | |
| 2015 | Cincinnati | 1-1 | 5 | 71 | 14.2 | 25t | 1 | — | — | — | — | — | 1 | 0 | 1 | 0 | 0 | 6 |
| CAREER | | 4-4 | 18 | 232 | 12.9 | 45 | 1 | — | — | — | — | — | 1 | 0 | 1 | 0 | 0 | 6 |

* NOTE: Green was inactive for one postseason game with Cincinnati in 2014.

CAREER GAME-BY-GAME

| | | RECEIVING | | | | | RUSHING | | | | |
|-------------------|-----------------|-----------|-----|----------|-----|----|---------|----------|------|----|----|
| DATE | OPPONENT | NO | YDS | AVG | LG | TD | ATT | YDS | AVG | LG | TD |
| 2011 / CINCINNATI | | | | | | | | | | | |
| 9-11 | at Cleveland | 1 | 41 | 41.0 | 41t | 1 | 0 | 0 | — | — | 0 |
| 9-18 | at Denver | 10 | 124 | 12.4 | 26 | 1 | 0 | 0 | — | — | 0 |
| 9-25 | SAN FRANCISCO | 4 | 29 | 7.3 | 18 | 0 | 0 | 0 | — | — | 0 |
| 10-2 | BUFFALO | 4 | 118 | 29.5 | 58 | 0 | 1 | 6 | 6.0 | 6 | 0 |
| 10-9 | at Jacksonville | 5 | 90 | 18.0 | 37t | 1 | 0 | 0 | — | — | 0 |
| 10-16 | INDIANAPOLIS | 5 | 51 | 10.2 | 22 | 1 | 0 | 0 | — | — | 0 |
| 10-23 | — BYE — | | | | | | | | | | |
| 10-30 | at Seattle | 4 | 63 | 15.8 | 43t | 1 | 0 | 0 | — | — | 0 |
| 11-6 | at Tennessee | 7 | 83 | 11.9 | 23 | 0 | 0 | 0 | — | — | 0 |
| 11-13 | PITTSBURGH | 1 | 36 | 36.0 | 36t | 1 | 1 | 7 | 7.0 | 7 | 0 |
| 11-20 | at Baltimore | | | INACTIVE | | | | INACTIVE | | | |
| 11-27 | CLEVELAND | 3 | 110 | 36.7 | 51 | 0 | 0 | 0 | — | — | 0 |
| 12-4 | at Pittsburgh | 6 | 87 | 14.5 | 43 | 1 | 1 | 15 | 15.0 | 15 | 0 |
| 12-11 | HOUSTON | 5 | 59 | 11.8 | 36 | 0 | 0 | 0 | — | — | 0 |
| 12-18 | at St. Louis | 6 | 115 | 19.2 | 55 | 0 | 0 | 0 | — | — | 0 |
| 12-24 | ARIZONA | 2 | 25 | 12.5 | 17 | 0 | 2 | 25 | 12.5 | 22 | 0 |
| 1-1 | BALTIMORE | 2 | 26 | 13.0 | 18 | 0 | 0 | 0 | — | — | 0 |
| Postseason | | | | | | | | | | | |
| 1-7 | at Houston | 5 | 47 | 9.4 | 21 | 0 | 0 | 0 | — | — | 0 |
| 2012 / CINCINNATI | | | | | | | | | | | |
| 9-10 | at Baltimore | 5 | 70 | 14.0 | 19 | 0 | 0 | 0 | — | — | 0 |
| 9-16 | CLEVELAND | 7 | 58 | 8.3 | 12 | 1 | 0 | 0 | — | — | 0 |
| 9-23 | at Washington | 9 | 183 | 20.3 | 73t | 1 | 1 | 11 | 11.0 | 11 | 0 |
| 9-30 | at Jacksonville | 6 | 117 | 19.5 | 42 | 1 | 0 | 0 | — | — | 0 |
| 10-7 | MIAMI | 9 | 65 | 7.2 | 18 | 1 | 0 | 0 | — | — | 0 |
| 10-14 | at Cleveland | 7 | 135 | 19.3 | 57t | 2 | 0 | 0 | — | — | 0 |
| 10-21 | PITTSBURGH | 1 | 8 | 8.0 | 8t | 1 | 0 | 0 | — | — | 0 |
| 10-28 | — BYE — | | | | | | | | | | |
| 11-4 | DENVER | 7 | 99 | 14.1 | 37 | 1 | 1 | 6 | 6.0 | 6 | 0 |
| 11-11 | N.Y. GIANTS | 7 | 85 | 12.1 | 56t | 1 | 0 | 0 | — | — | 0 |
| 11-18 | at Kansas City | 6 | 91 | 15.2 | 40 | 1 | 0 | 0 | — | — | 0 |
| 11-25 | OAKLAND | 3 | 111 | 37.0 | 48 | 0 | 2 | 21 | 10.5 | 20 | 0 |
| 12-2 | at San Diego | 9 | 85 | 9.4 | 16 | 0 | 0 | 0 | — | — | 0 |
| 12-9 | DALLAS | 3 | 44 | 14.7 | 17 | 0 | 0 | 0 | — | — | 0 |
| 12-13 | at Philadelphia | 6 | 57 | 9.5 | 13 | 1 | 0 | 0 | — | — | 0 |
| 12-23 | at Pittsburgh | 10 | 116 | 11.6 | 21 | 0 | 0 | 0 | — | — | 0 |
| 12-30 | BALTIMORE | 2 | 26 | 13.0 | 17 | 0 | 0 | 0 | — | — | 0 |
| Postseason | | | | | | | | | | | |
| 1-5 | at Houston | 5 | 80 | 16.0 | 45 | 0 | 0 | 0 | — | — | 0 |

| | | RECEIVING | | | | | RUSHING | | | | |
|--------------------------|------------------|-----------|-----|-------------------|-----|----|---------|-----|-------------------|----|----|
| DATE | OPPONENT | NO | YDS | AVG | LG | TD | ATT | YDS | AVG | LG | TD |
| 2013 / CINCINNATI | | | | | | | | | | | |
| 9-8 | at Chicago | 9 | 162 | 18.0 | 45t | 2 | — | — | — | — | — |
| 9-16 | PITTSBURGH | 6 | 41 | 6.8 | 10 | 0 | — | — | — | — | — |
| 9-22 | GREEN BAY | 4 | 46 | 11.5 | 20t | 1 | — | — | — | — | — |
| 9-29 | at Cleveland | 7 | 51 | 7.3 | 16 | 0 | — | — | — | — | — |
| 10-6 | NEW ENGLAND | 5 | 61 | 12.2 | 18 | 0 | — | — | — | — | — |
| 10-13 | at Buffalo | 6 | 103 | 17.2 | 54 | 1 | — | — | — | — | — |
| 10-20 | at Detroit | 6 | 155 | 25.8 | 82t | 1 | — | — | — | — | — |
| 10-27 | N.Y. JETS | 3 | 115 | 38.3 | 53 | 0 | — | — | — | — | — |
| 10-31 | at Miami | 11 | 128 | 11.6 | 21 | 0 | — | — | — | — | — |
| 11-10 | at Baltimore | 8 | 151 | 18.9 | 51t | 1 | — | — | — | — | — |
| 11-17 | CLEVELAND | 2 | 7 | 3.5 | 4 | 0 | — | — | — | — | — |
| 11-24 | — BYE — | | | | | | | | | | |
| 12-1 | at San Diego | 5 | 83 | 16.6 | 28 | 1 | — | — | — | — | — |
| 12-8 | INDIANAPOLIS | 6 | 72 | 12.0 | 22 | 1 | — | — | — | — | — |
| 12-15 | at Pittsburgh | 9 | 93 | 10.3 | 19 | 0 | — | — | — | — | — |
| 12-22 | MINNESOTA | 7 | 97 | 13.9 | 29t | 2 | — | — | — | — | — |
| 12-29 | BALTIMORE | 4 | 61 | 15.3 | 53t | 1 | — | — | — | — | — |
| Postseason | | | | | | | | | | | |
| 1-5 | SAN DIEGO | 3 | 34 | 11.3 | 14 | 0 | — | — | — | — | — |
| 2014 / CINCINNATI | | | | | | | | | | | |
| 9-7 | at Baltimore | 6 | 131 | 21.8 | 77t | 1 | 1 | 5 | 5.0 | 5 | 0 |
| 9-14 | ATLANTA | 0 | 0 | — | — | 0 | 0 | 0 | — | — | 0 |
| 9-21 | TENNESSEE | 6 | 102 | 17.0 | 29 | 0 | 0 | 0 | — | — | 0 |
| 9-28 | — BYE — | | | | | | | | | | |
| 10-5 | at New England | 5 | 81 | 16.2 | 35 | 1 | 0 | 0 | — | — | 0 |
| 10-12 | CAROLINA | | | INACTIVE | | | | | INACTIVE | | |
| 10-19 | at Indianapolis | | | INACTIVE | | | | | INACTIVE | | |
| 10-26 | BALTIMORE | | | INACTIVE | | | | | INACTIVE | | |
| 11-2 | JACKSONVILLE | 3 | 44 | 14.7 | 18t | 1 | 1 | -3 | -3.0 | -3 | 0 |
| 11-6 | CLEVELAND | 3 | 23 | 7.7 | 11 | 0 | 0 | 0 | — | — | 0 |
| 11-16 | at New Orleans | 6 | 127 | 21.2 | 38 | 1 | 0 | 0 | — | — | 0 |
| 11-23 | at Houston | 12 | 121 | 10.1 | 20 | 0 | 0 | 0 | — | — | 0 |
| 11-30 | at Tampa Bay | 4 | 57 | 14.3 | 20 | 1 | 0 | 0 | — | — | 0 |
| 12-7 | PITTSBURGH | 11 | 224 | 20.4 | 81t | 1 | 0 | 0 | — | — | 0 |
| 12-14 | at Cleveland | 5 | 49 | 9.8 | 13 | 0 | 0 | 0 | — | — | 0 |
| 12-22 | DENVER | 0 | 0 | — | — | 0 | 0 | 0 | — | — | 0 |
| 12-28 | at Pittsburgh | 8 | 82 | 10.3 | 17 | 0 | 0 | 0 | — | — | 0 |
| Postseason | | | | | | | | | | | |
| 1-4 | at Indianapolis | | | INACTIVE | | | | | INACTIVE | | |
| 2015 / CINCINNATI | | | | | | | | | | | |
| 9-13 | at Oakland | 5 | 63 | 12.6 | 30 | 0 | 0 | 0 | — | — | 0 |
| 9-20 | SAN DIEGO | 3 | 45 | 15.0 | 23 | 1 | 0 | 0 | — | — | 0 |
| 9-27 | at Baltimore | 10 | 227 | 22.7 | 80t | 2 | 0 | 0 | — | — | 0 |
| 10-4 | KANSAS CITY | 7 | 82 | 11.7 | 36 | 0 | 0 | 0 | — | — | 0 |
| 10-11 | SEATTLE | 6 | 78 | 13.0 | 22 | 0 | 0 | 0 | — | — | 0 |
| 10-18 | at Buffalo | 4 | 36 | 9.0 | 12 | 0 | 0 | 0 | — | — | 0 |
| 10-25 | — BYE — | | | | | | | | | | |
| 11-1 | at Pittsburgh | 11 | 118 | 10.7 | 38 | 1 | 0 | 0 | — | — | 0 |
| 11-5 | CLEVELAND | 4 | 53 | 13.3 | 18 | 0 | 0 | 0 | — | — | 0 |
| 11-16 | HOUSTON | 5 | 67 | 13.4 | 26 | 0 | 0 | 0 | — | — | 0 |
| 11-22 | at Arizona | 4 | 79 | 19.8 | 42 | 0 | 0 | 0 | — | — | 0 |
| 11-29 | ST. LOUIS | 6 | 61 | 10.2 | 18t | 2 | 0 | 0 | — | — | 0 |
| 12-6 | at Cleveland | 5 | 128 | 25.6 | 57 | 1 | 0 | 0 | — | — | 0 |
| 12-13 | PITTSBURGH | 6 | 132 | 22.0 | 66t | 1 | 0 | 0 | — | — | 0 |
| 12-20 | at San Francisco | 1 | 37 | 37.0 | 37 | 0 | 0 | 0 | — | — | 0 |
| 12-28 | at Denver | 5 | 57 | 11.4 | 17 | 1 | 0 | 0 | — | — | 0 |
| 1-3 | BALTIMORE | 4 | 34 | 8.5 | 12 | 1 | 0 | 0 | — | — | 0 |
| Postseason | | | | | | | | | | | |
| 1-9 | PITTSBURGH | 5 | 71 | 14.2 | 25t | 1 | 0 | 0 | — | — | 0 |
| 2016 / CINCINNATI | | | | | | | | | | | |
| 9-11 | at N.Y. Jets | 12 | 180 | 15.0 | 54t | 1 | — | — | — | — | — |
| 9-18 | at Pittsburgh | 2 | 38 | 19.0 | 21 | 0 | — | — | — | — | — |
| 9-25 | DENVER | 8 | 77 | 9.6 | 20 | 0 | — | — | — | — | — |
| 9-29 | MIAMI | 10 | 173 | 17.3 | 51 | 1 | — | — | — | — | — |
| 10-9 | at Dallas | 4 | 50 | 12.5 | 22 | 0 | — | — | — | — | — |
| 10-16 | at New England | 6 | 88 | 14.7 | 23 | 0 | — | — | — | — | — |
| 10-23 | CLEVELAND | 8 | 169 | 21.1 | 48t | 1 | — | — | — | — | — |
| 10-30 | WASHINGTON | 9 | 121 | 13.4 | 40 | 0 | — | — | — | — | — |
| 11-6 | — BYE — | | | | | | | | | | |
| 11-14 | at N.Y. Giants | 7 | 68 | 9.7 | 21 | 1 | — | — | — | — | — |
| 11-20 | BUFFALO | 0 | 0 | — | — | 0 | — | — | — | — | — |
| 11-27 | at Baltimore | | | INACTIVE | | | | | INACTIVE | | |
| 12-4 | PHILADELPHIA | | | INACTIVE | | | | | INACTIVE | | |
| 12-11 | at Cleveland | | | INACTIVE | | | | | INACTIVE | | |
| 12-18 | PITTSBURGH | | | INACTIVE | | | | | INACTIVE | | |
| 12-24 | at Houston | | | INACTIVE | | | | | INACTIVE | | |
| 1-1 | BALTIMORE | | | RESERVE / INJURED | | | | | RESERVE / INJURED | | |



HAMILTON, KAREL

WR #9

Height: 6-1
Weight: 205
College: Samford
Experience: Rookie in 2017

2016 games-starts: 0-0
Career games-starts: 0-0
Born: 3-30-95
Hometown: Valrico, Fla.
Acquired: CFA'17

One of college football's most productive receivers in 2016, Hamilton looks to make the leap from FCS star to Bengals roster ... Topped productive first three seasons with record-setting senior season in which he caught 111 passes for 1389 yards and 14 TDs, while leading the nation in catches per game (10.1) ... Four-year totals of 279 catches, 3803 yards and 31 TDs.

Career transactions: Signed with Cincinnati as college free agent on 5-5-17.

College highlights: Set Samford career records for receptions (279) and receiving yards (3803), and tied career mark for receiving TDs (31). Three-time first team all-Southern Conference selection (coaches and media). **2016**—First Team FCS All-American (Associated Press) and first team all-Southern Conference (coaches and media) ... Set single-season school records for catches (111) and receiving yards (1389), while piling up 14 TDs ... Led the nation in receptions per game (10.1), ranked second in receiving yards per game (126.3) and fourth in total receiving yards ... Recorded seven receptions for 168 yards and three TDs in win vs. Furman ... Tallied 12 receptions for 163 yards and a TD in win vs. Virginia Military Institute ... Logged 16 receptions for 208 yards and two TDs in win vs. Western Carolina ... Totaled 14 receptions for 213 yards and two TDs at Mississippi State ... Career-high 16 receptions for 154 yards and two TDs vs. Mercer ... Totaled 11 receptions for 147 yards in NCAA

Division I-FCS Playoff game vs. Youngstown State. **2015**—First team all-Southern Conference (coaches and media) ... Started all 10 games and led team in receptions (75) and receiving yards (880), with four TDs ... Also averaged 35.8 yards on five kickoff returns, including one for a 100-yard TD ... Eight catches for 104 yards vs. Florida A&M ... Five catches for 51 yards at Louisville ... Season-high 15 catches for career-high 220 yards and a TD vs. The Citadel. **2014**—First team all-Southern Conference (coaches and media) ... Started all 11 games ... Totaled 55 receptions (led team) for 877 yards (15.9 average) and six TDs ... Six catches for 129 yards and two TDs at Chattanooga ... Nine receptions for 206 yards and a TD at Furman ... Five catches for 67 yards at Auburn. **2013**—Played in all 13 games, with 10 starts ... Named to Southern Conference's All-Freshman team ... Totaled 38 catches for 657 yards and a team-high seven TDs ... Also had a TD pass ... Two catches for 48 yards in collegiate debut at Georgia State ... Seven catches for 101 yards at Furman.

High school: Attended Strawberry Crest High School in Dover, Fla. (outside Tampa) ... Accounted for 1629 all-purpose yards and 13 TDs as a senior, including school records for catches (59) and receiving yards (948) ... Logged 21 tackles on defense, with one INT and two forced fumbles.

Personal: Hometown is Valrico, Fla. ... Sports administration major at Samford ... First name is pronounced "kuh-RELL."



HARDISON, MARCUS

DT #91**Height:** 6-3**Weight:** 310**College:** Arizona State**Experience:** 3rd-year player in 2017**2016 games-starts:** 0-0**Career games-starts:** 0-0**Born:** 2-14-92**Hometown:** Natchitoches, La.**Acquired:** D4b'15

Fourth-round 2015 draftee spent entire 2016 season on the Bengals' Reserve/Injured list, due to a shoulder injury he suffered in the team's third preseason game ... Spent his 2015 rookie season on the roster but was inactive on game days.

Career transactions: Selected by Cincinnati in fourth round of 2015 NFL Draft (135th overall) ... Signed with Bengals on 5-18-15.

2016 recap: Played in preseason Games 1-3, but suffered season-ending shoulder injury in Game 3, Aug. 28 at Jacksonville ... Placed on Reserved/Injured list on Sept. 3 due to the shoulder injury.

Previous season: 2015—Played in all four preseason games, with eight tackles, a sack, a pass defended and a forced fumble ... Inactive for

Games 1-16 and Wild Card playoff ... On injury report (knee) for season's first three weeks.

College: Played two seasons for Arizona State (2013-14) ... Finished career with 53 tackles, 11 total sacks and 2 INTs ... Selected to play in 2015 Senior Bowl ... Appeared in all 13 ASU games in 2014, helping team to 10-3 record with Sun Bowl win over Duke, a game in which he had 13 tackles ... Named All-Pac 12 Honorable Mention as a senior ... Played two years at Dodge City (Kan.) Community College (2011-12), recording 96 tackles and seven sacks.

Personal: Hometown is Natchitoches, La. ... Attended Charlotte High School in Punta Gorda, Fla., where he played quarterback early in his career before moving to defensive line ... Hobbies include basketball, golf, bowling and fishing.


MARCUS HARDISON'S STATISTICS

| | | | DEFENSE | | | | | | | INTERCEPTIONS | | | | | | SCORING | | | | |
|--------|------------|-----|---------|----|----|---------------|----|----|--------|---------------|-----|-----|----|----|--|---------|----------|---------|---|-----|
| YEAR | TEAM | G-S | ST | AT | TT | SKS-YDS | PD | FF | FR-YDS | NO | YDS | AVG | LG | TD | | TD | TD-IntRt | TD-FRRt | S | PTS |
| 2015 | Cincinnati | 0-0 | | | | DID NOT PLAY* | | | | | | | | | | | | | | |
| 2016 | Cincinnati | 0-0 | | | | DID NOT PLAY* | | | | | | | | | | | | | | |
| CAREER | | 0-0 | 0 | 0 | 0 | 0-0 | 0 | 0 | 0-0 | — | — | — | — | — | | — | — | — | — | — |

POSTSEASON

| | | | DEFENSE | | | | | | | INTERCEPTIONS | | | | | | SCORING | | | | |
|--------|------------|-----|---------|----|----|---------------|----|----|--------|---------------|-----|-----|----|----|--|---------|----------|---------|---|-----|
| YEAR | TEAM | G-S | ST | AT | TT | SKS-YDS | PD | FF | FR-YDS | NO | YDS | AVG | LG | TD | | TD | TD-IntRt | TD-FRRt | S | PTS |
| 2015 | Cincinnati | 0-0 | | | | DID NOT PLAY* | | | | | | | | | | | | | | |
| CAREER | | 0-0 | 0 | 0 | 0 | 0-0 | 0 | 0 | 0-0 | — | — | — | — | — | | — | — | — | — | — |

* NOTE: Hardison was inactive for 16 regular-season games and one postseason game with Cincinnati in 2015. In 2016, he was on the Reserve/Injured list for 16 regular-season games.



HARRIS, CLARK

LS #46

Height: 6-5
Weight: 250
College: Rutgers
Experience: 9th-year player in 2017

2016 games-starts: 13-0
Career games-starts: 124-0
Born: 7-10-84
Hometown: Manahawkin, N.J.
Acquired: FA'09

Harris has been paragon of reliability as Bengals long snapper and also is strong in kick coverage ... Played eighth Cincinnati season in 2016 ... Played in 123 consecutive Bengals games (including postseason) through Nov. 20, 2016 vs. Buffalo, but suffered groin injury vs. Bills, and was inactive the next three weeks ... Returned Dec. 18 vs. Pittsburgh ... Has had no unplayable snaps with Bengals, with snap total now at 1149 (604 punts and 545 place kicks) ... Logged six special teams tackles in '16 and has 26 for career, plus five in postseason.

Career transactions: Selected by Green Bay in seventh round of 2007 NFL Draft (243rd overall) ... Signed with Packers on 6-20-07 ... Waived by Packers on 9-1-07 ... Signed to Packers practice squad on 9-4-07 ... Released from Packers practice squad on 9-11-07 ... Signed to Detroit practice squad on 11-28-07 ... Signed to Lions roster on 12-31-07 ... Waived by Lions on 5-19-08 ... Re-signed with Lions as free agent on 8-19-08 ... Waived by Lions on 8-31-08 ... Signed to Houston practice squad on 9-17-08 ... Released from Texans practice squad on 9-30-08 ... Re-signed to Texans practice squad on 11-4-08 ... Signed to Texans roster on 12-3-08 ... Waived by Texans on 9-5-09 ... Signed to Texans practice squad on 9-30-09 ... Released from Texans practice squad on 10-6-09 ... Signed with Cincinnati as free agent on 10-13-09 ... Re-signed with Bengals on 3-8-13.

2016 highlights: Played in 13 games (Games 1-10 and 14-16) ... Inactive for Games 11-13, due to groin injury suffered Nov. 20 vs. Buffalo ... Snapped successfully for 78 punts and 70 place kicks ... Six special teams tackles, including two Jan. 1 vs. Baltimore.

Previous seasons: **2007**—Did not play in regular season, opening with Green Bay practice squad and finishing on Detroit practice squad. **2008**—Opened preseason with Detroit, then spent time on Houston's practice squad before being signed to Texans' roster ... Played in Games 13-16 for Houston ... Made NFL debut Dec. 7 at Green Bay and snapped for game-winning FG. **2009**—Spent time on Houston's practice squad before signing with Cincinnati ... Played for Bengals in Games 6-16, plus Wild Card playoff, and handled 105 snaps (44 placekicks, 61 punts). **2010**—Had no unplayable deliveries for Bengals on 135 snaps (72 punts and 63 placekicks) ... Downed two punts on

Dec. 12 at Pittsburgh, including one at Steelers' eight. **2011**—Played in all 16 games and in Wild Card playoff, handling all 169 long snaps (94 punts and 75 placekicks) ... Also had a special teams stop in Wild Card game on 1-7-12 at Houston. **2012**—Played in all 16 Bengals games, plus Wild Card playoff, with 142 successful snaps (81 punts, 61 placekicks) ... In wins Sept. 30 at Jacksonville and Nov. 18 at Kansas City, delivered tight-angled, accurate snaps on fake punts to upback Cedric Peerman, aiding successful fourth-down conversions and setting up Bengals TD later in each drive ... On Dec. 2 at San Diego, downed a punt at Chargers four, helping set up field position for fourth-quarter comeback win. **2013**—Played in Games 1-16 and in Wild Card playoff, with 155 on-target snaps (78 punts and 77 place kicks) ... On Oct. 20 at Detroit, downed punt at Lions six-yard line late in fourth quarter, helping set up field position for eventual game winning FG. **2014**—Played in Games 1-16 and postseason, with 155 successful snaps (81 punts, 74 place kicks) ... Led team with three special teams tackles in Wild Card playoff at Indianapolis ... Teamed with CB Dre Kirkpatrick to down a punt at one-yard line on Sept. 14 vs. Atlanta. **2015**—Played in Games 1-16 and set career-high in special teams tackles (five) ... Also played in Wild Card playoff ... Two special teams stops in playoff-clinching win Nov. 20 at San Francisco.

College: Was a standout TE at Rutgers in addition to handling long-snapping duties ... Three-time first-team All-Big East selection ... Played 48 games from 2003-06, with 42 starts ... Finished career ranked sixth in program history in receptions (143) and receiving yards, and tied for seventh in TDs (11) ... Caught a pass in 38 straight games, registering what was third-longest streak in Big East history ... Had five career games of 100 or more receiving yards.

Personal: Hometown is Manahawkin, N.J. ... Attended Southern Regional High School ... Married (wife Jessica) with two sons, Trent and Troy ... Hobbies include video games, golf, basketball and water sports.

NOTE ABOUT NFL EXPERIENCE: Harris did not earn an accrued year of experience toward NFL free agency in 2007 or '08 because he was not on a 53-player roster, a Reserve/Injured list or a Reserve/Physically Unable to Perform list for the required minimum of six games in either season.

CLARK HARRIS' STATISTICS

| YEAR | TEAM | G-S | SPECIAL TEAMS | | | | | | | KICKOFF RETURNS | | | | | | | PUNT RETURNS | | | | | |
|-------------|------------|-------|---------------|----|----|----|---------------|----|-----|-----------------|----|-----|-----|----|----|----|--------------|-----|-----|----|----|----|
| | | | ST | AT | TT | FF | FR-YDS | BP | BFG | BXP | NO | YDS | AVG | FC | LG | TD | NO | YDS | AVG | FC | LG | TD |
| 2007 | Green Bay | 0-0 | | | | | DID NOT PLAY* | | | | | | | | | | | | | | | |
| | Detroit | 0-0 | | | | | DID NOT PLAY* | | | | | | | | | | | | | | | |
| 2008 | Houston | 4-0 | 0 | 0 | 0 | 0 | 0-0 | 0 | 0 | 0 | — | — | — | — | — | — | — | — | — | — | — | — |
| 2009 | Houston | 0-0 | | | | | DID NOT PLAY* | | | | | | | | | | | | | | | |
| | Cincinnati | 11-0 | 1 | 0 | 1 | 0 | 0-0 | 0 | 0 | 0 | — | — | — | — | — | — | — | — | — | — | — | — |
| 2010 | Cincinnati | 16-0 | 3 | 0 | 3 | 0 | 0-0 | 0 | 0 | 0 | — | — | — | — | — | — | — | — | — | — | — | — |
| 2011 | Cincinnati | 16-0 | 2 | 1 | 3 | 0 | 0-0 | 0 | 0 | 0 | — | — | — | — | — | — | — | — | — | — | — | — |
| 2012 | Cincinnati | 16-0 | 4 | 0 | 4 | 0 | 0-0 | 0 | 0 | 0 | — | — | — | — | — | — | — | — | — | — | — | — |
| 2013 | Cincinnati | 16-0 | 1 | 2 | 3 | 0 | 0-0 | 0 | 0 | 0 | — | — | — | — | — | — | — | — | — | — | — | — |
| 2014 | Cincinnati | 16-0 | 1 | 0 | 1 | 0 | 0-0 | 0 | 0 | 0 | — | — | — | — | — | — | — | — | — | — | — | — |
| 2015 | Cincinnati | 16-0 | 4 | 1 | 5 | 0 | 0-0 | 0 | 0 | 0 | — | — | — | — | — | — | — | — | — | — | — | — |
| 2016 | Cincinnati | 13-0 | 3 | 3 | 6 | 0 | 0-0 | 0 | 0 | 0 | — | — | — | — | — | — | — | — | — | — | — | — |
| HOU. TOTALS | | 4-0 | 0 | 0 | 0 | 0 | 0-0 | 0 | 0 | 0 | — | — | — | — | — | — | — | — | — | — | — | — |
| CIN. TOTALS | | 120-0 | 19 | 7 | 26 | 0 | 0-0 | 0 | 0 | 0 | — | — | — | — | — | — | — | — | — | — | — | — |
| CAREER | | 124-0 | 19 | 7 | 26 | 0 | 0-0 | 0 | 0 | 0 | — | — | — | — | — | — | — | — | — | — | — | — |

POSTSEASON

| YEAR | TEAM | G-S | SPECIAL TEAMS | | | | | | | KICKOFF RETURNS | | | | | | | PUNT RETURNS | | | | | |
|--------|------------|-----|---------------|----|----|----|--------|----|-----|-----------------|----|-----|-----|----|----|----|--------------|-----|-----|----|----|----|
| | | | ST | AT | TT | FF | FR-YDS | BP | BFG | BXP | NO | YDS | AVG | FC | LG | TD | NO | YDS | AVG | FC | LG | TD |
| 2009 | Cincinnati | 1-0 | 0 | 0 | 0 | 0 | 0-0 | 0 | 0 | 0 | — | — | — | — | — | — | — | — | — | — | — | — |
| 2011 | Cincinnati | 1-0 | 1 | 0 | 1 | 0 | 0-0 | 0 | 0 | 0 | — | — | — | — | — | — | — | — | — | — | — | — |
| 2012 | Cincinnati | 1-0 | 1 | 0 | 1 | 0 | 0-0 | 0 | 0 | 0 | — | — | — | — | — | — | — | — | — | — | — | — |
| 2013 | Cincinnati | 1-0 | 0 | 0 | 0 | 0 | 0-0 | 0 | 0 | 0 | — | — | — | — | — | — | — | — | — | — | — | — |
| 2014 | Cincinnati | 1-0 | 1 | 2 | 3 | 0 | 0-0 | 0 | 0 | 0 | — | — | — | — | — | — | — | — | — | — | — | — |
| 2015 | Cincinnati | 1-0 | 0 | 0 | 0 | 0 | 0-0 | 0 | 0 | 0 | — | — | — | — | — | — | — | — | — | — | — | — |
| CAREER | | 6-0 | 3 | 2 | 5 | 0 | 0-0 | 0 | 0 | 0 | — | — | — | — | — | — | — | — | — | — | — | — |

* NOTE: Harris was on the practice squad for one regular-season game with Green Bay and five regular-season games with Detroit in 2007. In 2009, he was on the practice squad for one regular-season game with Houston.

2016 GAME-BY-GAME

| DATE | OPPONENT | SPECIAL TEAMS | | | | | | | | KICKOFF RETURNS | | | | | | | PUNT RETURNS | | | | | | |
|--------|----------------|---------------|----|----|----|----------|----|-----|-----|-----------------|-----|-----|----|----|----|--|--------------|-----|-----|----|----|----|--|
| | | ST | AT | TT | FF | FR-YDS | BP | BFG | BXP | NO | YDS | AVG | FC | LG | TD | | NO | YDS | AVG | FC | LG | TD | |
| 9-11 | at N.Y. Jets | 0 | 0 | 0 | 0 | 0-0 | 0 | 0 | 0 | — | — | — | — | — | — | | — | — | — | — | — | — | |
| 9-18 | at Pittsburgh | 0 | 1 | 1 | 0 | 0-0 | 0 | 0 | 0 | — | — | — | — | — | — | | — | — | — | — | — | — | |
| 9-25 | DENVER | 0 | 0 | 0 | 0 | 0-0 | 0 | 0 | 0 | — | — | — | — | — | — | | — | — | — | — | — | — | |
| 9-29 | MIAMI | 0 | 1 | 1 | 0 | 0-0 | 0 | 0 | 0 | — | — | — | — | — | — | | — | — | — | — | — | — | |
| 10-9 | at Dallas | 0 | 0 | 0 | 0 | 0-0 | 0 | 0 | 0 | — | — | — | — | — | — | | — | — | — | — | — | — | |
| 10-16 | at New England | 0 | 0 | 0 | 0 | 0-0 | 0 | 0 | 0 | — | — | — | — | — | — | | — | — | — | — | — | — | |
| 10-23 | CLEVELAND | 0 | 0 | 0 | 0 | 0-0 | 0 | 0 | 0 | — | — | — | — | — | — | | — | — | — | — | — | — | |
| 10-30 | WASHINGTON | 1 | 0 | 1 | 0 | 0-0 | 0 | 0 | 0 | — | — | — | — | — | — | | — | — | — | — | — | — | |
| 11-6 | — BYE — | | | | | | | | | | | | | | | | | | | | | | |
| 11-14 | at N.Y. Giants | 0 | 0 | 0 | 0 | 0-0 | 0 | 0 | 0 | — | — | — | — | — | — | | — | — | — | — | — | — | |
| 11-20 | BUFFALO | 0 | 1 | 1 | 0 | 0-0 | 0 | 0 | 0 | — | — | — | — | — | — | | — | — | — | — | — | — | |
| 11-27 | at Baltimore | | | | | INACTIVE | | | | | | | | | | | | | | | | | |
| 12-4 | PHILADELPHIA | | | | | INACTIVE | | | | | | | | | | | | | | | | | |
| 12-11 | at Cleveland | | | | | INACTIVE | | | | | | | | | | | | | | | | | |
| 12-18 | PITTSBURGH | 0 | 0 | 0 | 0 | 0-0 | 0 | 0 | 0 | — | — | — | — | — | — | | — | — | — | — | — | — | |
| 12-24 | at Houston | 0 | 0 | 0 | 0 | 0-0 | 0 | 0 | 0 | — | — | — | — | — | — | | — | — | — | — | — | — | |
| 1-1 | BALTIMORE | 2 | 0 | 2 | 0 | 0-0 | 0 | 0 | 0 | — | — | — | — | — | — | | — | — | — | — | — | — | |
| TOTALS | | 3 | 3 | 6 | 0 | 0-0 | 0 | 0 | 0 | — | — | — | — | — | — | | — | — | — | — | — | — | |



HEWITT, RYAN

H-B #89

Height: 6-4
Weight: 255
College: Stanford
Experience: 4th-year player in 2017

2016 games-starts: 16-11
Career games-starts: 47-34
Born: 1-24-91
Hometown: Denver, Colo.
Acquired: CFA'14

Undrafted out of Stanford, Hewitt signed with Cincinnati as college free agent for 2014 and quickly became key figure in offense as No. 1 H-back ... Has played in 48 of a possible 50 career games (including postseason), with 35 starts ... Was lone CFA to make Bengals 2014 season-opening roster ... Has 20 career catches ... Began at Stanford as a TE, but converted to FB early in career.

Career transactions: Signed with Cincinnati as college free agent on 5-12-14 ... Signed contract extension with Bengals on 8-2-16.

2016 highlights: Played in Games 1-16, with 11 starts ... Posted two receptions for 13 yards, a five-yarder Nov. 27 at Baltimore and an eight-yarder on Dec. 24 at Houston ... Aided five games of 140 or more rushing yards, including 271 on Oct. 23 vs. Cleveland.

Previous seasons: **2014**—Started 11 games, plus Wild Card playoff, and played in every game ... In addition to blocking duties, had 10 receptions for 86 yards and one rush for no gain ... Made a seven-yard catch to convert a third down late in game on Nov. 2 vs. Jacksonville, and had a key block on HB Jeremy Hill's game-changing 60-yard TD run ... Caught three-for-34 on Dec. 14 at Cleveland and threw key block on Jeremy Hill 16-yard TD run ... Caught three-for-31, including a season-long 19-yard reception, on Dec. 28 at Pittsburgh ... Aided rushing outputs of 244 yards at Cleveland and 207 on Dec. 22 vs. Denver as Bengals won Games 14-15 to clinch playoff berth. **2015**—Played in Games 1-15, with 12 starts ... Due to knee injury suffered Dec. 28 at Denver, was inactive

for Game 16 and Wild Card playoff ... Eight receptions for 99 yards on the season ... Supported a second straight sack-free game Sept. 20 vs. San Diego, with 175-yard rushing output ... On Oct. 4 vs. Kansas City, helped Bengals post first game in franchise history with more than 300 net passing yards (321) and four rushing TDs, and credited with a key block on Giovani Bernard 13-yard TD run ... Helped aid Bengals offense to 17 fourth-quarter points in comeback win on Oct. 11 vs. Seattle ... One reception for 22 yards Nov. 1 at Pittsburgh ... Caught two-for-29 on Nov. 29 vs. St. Louis.

College: Played four seasons (2010-13) at Stanford, appearing in 51 games (29 starts) ... Redshirt year in 2009 ... Played in 2014 season Senior Bowl ... Career totals of 473 receiving yards and 73 as a rusher, where he was effective in short-yardage situations ... Began at Stanford as a tight end, but converted to fullback early in career ... Had 11-yard catch vs. Michigan State in 2014 Rose Bowl ... Won Stanford's "Team Technician" award as senior ... As a junior, was a primary blocker for RB Stepfan Taylor's school-record season of 1530 rushing yards.

Personal: Hometown is Denver, Colo. ... Attended Mullen High School, where he was a Denver Post and Rocky Mountain News First-Team All-State selection ... Helped Mullen to 2008 5A state championship, winning team Offensive MVP award and serving as team captain ... Three-year varsity letter winner in prep basketball ... Majored at Stanford in science, technology and society ... Enjoys skiing ... Last name is pronounced "HUE-it."

RYAN HEWITT'S STATISTICS

| YEAR | TEAM | G-S | RECEIVING | | | | | RUSHING | | | | | SCORING | | | | | |
|--------|------------|-------|-----------|-----|------|----|----|---------|-----|-----|----|----|---------|------|------|-------|-------|-----|
| | | | NO | YDS | AVG | LG | TD | ATT | YDS | AVG | LG | TD | TD | TD-R | TD-P | TD-Rt | 2-PtC | PTS |
| 2014 | Cincinnati | 16-11 | 10 | 86 | 8.6 | 19 | 0 | 1 | 0 | 0.0 | 0 | 0 | — | — | — | — | — | — |
| 2015 | Cincinnati | 15-12 | 8 | 99 | 12.4 | 22 | 0 | 0 | 0 | — | — | 0 | — | — | — | — | — | — |
| 2016 | Cincinnati | 16-11 | 2 | 13 | 6.5 | 8 | 0 | 0 | 0 | — | — | 0 | — | — | — | — | — | — |
| CAREER | | 47-34 | 20 | 198 | 9.9 | 22 | 0 | 1 | 0 | 0.0 | 0 | 0 | — | — | — | — | — | — |

| YEAR | TEAM | SPECIAL TEAMS | | | | | | | | KICKOFF RETURNS | | | | | | PUNT RETURNS | | | | | |
|--------|------------|---------------|----|----|----|--------|----|-----|-----|-----------------|-----|-----|----|----|----|--------------|-----|-----|----|----|----|
| | | ST | AT | TT | FF | FR-YDS | BP | BFG | BXP | NO | YDS | AVG | FC | LG | TD | NO | YDS | AVG | FC | LG | TD |
| 2014 | Cincinnati | 2 | 1 | 3 | 0 | 0-0 | 0 | 0 | 0 | — | — | — | — | — | — | — | — | — | — | — | — |
| 2016 | Cincinnati | 2 | 0 | 2 | 0 | 0-0 | 0 | 0 | 0 | — | — | — | — | — | — | — | — | — | — | — | — |
| CAREER | | 4 | 1 | 5 | 0 | 0-0 | 0 | 0 | 0 | — | — | — | — | — | — | — | — | — | — | — | — |


RECEIVING SINGLE-GAME HIGHS: RECEPTIONS—3 (two times; most recently on 12-28-14 at Pittsburgh). YARDS—34 (12-14-14 at Cleveland). LONG—22 (11-1-15 at Pittsburgh). TOUCHDOWNS—(none).

POSTSEASON

| YEAR | TEAM | G-S | RECEIVING | | | | | RUSHING | | | | | SCORING | | | | | |
|--------|------------|-----|---------------|-----|------|----|----|---------------|-----|-----|----|----|---------------|------|------|-------|-------|-----|
| | | | NO | YDS | AVG | LG | TD | ATT | YDS | AVG | LG | TD | TD | TD-R | TD-P | TD-Rt | 2-PtC | PTS |
| 2014 | Cincinnati | 1-1 | 3 | 37 | 12.3 | 14 | 0 | — | — | — | — | — | — | — | — | — | — | — |
| 2015 | Cincinnati | 0-0 | DID NOT PLAY* | | | | | DID NOT PLAY* | | | | | DID NOT PLAY* | | | | | |
| CAREER | | 1-1 | 3 | 37 | 12.3 | 14 | 0 | — | — | — | — | — | — | — | — | — | — | — |

| YEAR | TEAM | SPECIAL TEAMS | | | | | | | | KICKOFF RETURNS | | | | | | PUNT RETURNS | | | | | |
|--------|------------|---------------|----|----|----|--------|----|-----|-----|-----------------|-----|-----|----|----|----|--------------|-----|-----|----|----|----|
| | | ST | AT | TT | FF | FR-YDS | BP | BFG | BXP | NO | YDS | AVG | FC | LG | TD | NO | YDS | AVG | FC | LG | TD |
| 2014 | Cincinnati | 1 | 0 | 1 | 0 | 0-0 | 0 | 0 | 0 | — | — | — | — | — | — | — | — | — | — | — | — |
| CAREER | | 1 | 0 | 1 | 0 | 0-0 | 0 | 0 | 0 | — | — | — | — | — | — | — | — | — | — | — | — |

* NOTE: Hewitt was inactive for one postseason game with Cincinnati in 2015.



HILL, JEREMY

HB #32

Height: 6-1

Weight: 230

College: Louisiana State

Experience: 4th-year player in 2017

2016 games-starts: 15-13

Career games-starts: 47-36

Born: 10-20-92

Hometown: Baton Rouge, La.

Acquired: D2'14

Fourth-year pro led '16 team in TDs (nine) and rushing yards (839), and ranked first in yards from scrimmage (1013) ... Has scored 32 TDs in 49 Bengals games (including postseason) ... Rushed for 168 yards on just nine carries in Game 7 vs. Cleveland, most rushing yards in Bengals history by a player with fewer than 10 carries, surpassing Essex Johnson, who was eight-for-113 in 1971 vs. Philadelphia ... Hill's 192 scrimmage yards vs. Cleveland (including 24 receiving) were most in a game by a Bengal on the season ... His 12 TDs in '15 season were most by a Bengals RB since Rudi Johnson (12) in 2006 ... Rushed for 1124 yards as a rookie in 2014.

Career transactions: Selected by Cincinnati in second round of 2014 NFL Draft (55th overall) ... Signed with Bengals on 5-27-14.

Tied for tops in rush TDs since '14: Hill has scored 29 regular-season rushing TDs in his career (2014-present), tied with New England's LeGarrette Blount for tops in the NFL over that span. DeMarco Murray of Tennessee is second at 28.

Hill handles pigskin with care: No player in the NFL in 2016 had as many touches as Hill (243) without any fumbles. The second-most touches without a fumble was posted by Minnesota RB Jerick McKinnon, at 202. Hill's fumble-free touches included 222 rushes and 21 receptions, and the 243 total was the most ever by a Bengal. The previous best effort was 238 by HB Rudi Johnson in 2003.

2016 highlights: Played in Games 1-15, with 13 starts ... Inactive for Game 16 due to a knee injury, his first missed game in 50 opportunities (including postseason) ... Led team in rushing yards (222-for-839, 3.8) and in TDs (nine, all rushing) ... Also logged 21 receptions for 174 yards (8.3) ... Rushed 17-for-97, with a 50-yarder, on Sept. 25 vs. Denver, and scored on runs of three and four yards ... His nine-for-168 rushing Oct. 23 vs. Cleveland included a 74-yard TD ... Rushed 20-for-76 on Oct. 30 vs. Washington in London, including a one-yard TD in fourth quarter to give Bengals 27-24 lead ... Rushed 15-for-46 on Nov. 14 at N.Y. Giants, with nine-yard TD in third quarter ... Career-best and team-leading six receptions Nov. 27 at Baltimore, for 61 yards (second-most in his career) ... Rushed 25-for-111 on Dec. 11 at Cleveland, with a one-yard TD, and caught three-for-31 ... Rushed seven-for-eight Dec. 24 at Houston, limited with a knee strain that would keep him out for season finale.

Previous seasons: 2014—Played in Games 1-16, with eight starts ... Also started in Wild Card playoff ... Led team in rushing yards (1124), scrimmage yards (1339) and TDs (nine) ... Named to Pro Football Writers Association All-Rookie team ... Had pair of 150-yard rushing games, joining Paul Robinson (1968) as the only Bengals to record two as rookies ... First Bengals rookie with at least 1000 rushing yards in a season since Corey Dillon in 1997, and finished five yards shy of Dillon's franchise rookie record of 1129 ... In

addition to rushing yards, caught 27-for-215 ... Over the last nine weeks (Weeks 9-17), was the NFL's leading rusher, posting 929 of his 1124 total rushing yards during that span, and the 929 was best by more than 100 yards ... Named NFL's Fed-Ex Ground Player of the Week for Nov. 2 Jacksonville, rushing 24-for-154 (6.4) with two TDs and adding one catch for nine yards ... Second TD vs. Jacksonville came 60-yard rush in fourth quarter, one play after Jaguars had cut Bengals lead to three ... Rushed 27-for-152 and had one catch for 13 yards on Nov. 16 at New Orleans ... Named AFC Offensive Player of the Week for performance Dec. 14 at Cleveland, when he rushed 25-for-148 (5.9) with two TDs ... Rushed 22-for-147 (6.7) on Dec. 22 vs. Denver, and his 85-yard TD run (career-long through 2016) in first quarter helped Bengals recover early from a 7-0 deficit due to a Denver pick-six ... Rushed 23-for-100 on Dec. 28 at Pittsburgh, logging fifth 100-yard rushing game on the season ... Scored Cincinnati's only TD in Wild Card playoff loss at Indianapolis, on a one-yard run. 2015—Rushed 223-for-794 (led team), with 15-for-79 receiving ... Had 11 rushing TDs and one receiving TD, and tied for eighth in NFL in total TDs (12) ... Rushed 19-for-63 with two TDs Sept. 13 at Oakland, scoring on three-yard run in first quarter and two-yard run in second quarter ... On Oct. 4 vs. Kansas City, became first Bengal with three rushing TDs in a game since Kenny Watson in 2007 vs. Jets ... Led team in scrimmage yards (100) Nov. 29 vs. St. Louis, rushing 16-for-86 (5.4), with a 14-yard reception ... Held to 31 yards on 19 carries Dec. 20 at San Francisco, but had a pair of one-yard rushing TDs ... Totaled team high 16-for-96 rushing Jan. 3 vs. Baltimore, with 38-yard TD run (team's longest rush of season), and two catches for 19 yards, for personal season-best 115 yards from scrimmage ... Led team in scrimmage yards (77) in Wild Card playoff vs. Pittsburgh, but had key fumble (lost) in fourth quarter.

College: Played two seasons at LSU (2012-13), appearing in 23 games with 16 starts ... Rushed 345-for-2156 (6.3) and had 26 receptions for 254 yards (9.8) ... Rushed for 100 or more yards in 11 of his 23 games ... His 6.3 per-rush average ranked third in Southeastern Conference history, behind on Auburn's Bo Jackson (6.62) and Alabama's Bobby Marlow (6.27) ... Helped team to a 20-6 record ... Had six rushes of 50 or more yards in '13 ... Though he started just 16 games, his 28 rushing TDs ranked seventh in school history ... Had only one fumble in 371 career touches, and Tigers recovered it ... His 6.90 per-rush average in '13 established an SEC season record (minimum 200 carries), topping 6.79 by former Bengal Garrison Hearst of Georgia in 1992.

Personal: Hometown is Baton Rouge, La. ... Played at Redemptorist High School, where as a senior in 2010, he rushed 302-for-2260 (7.48) with 36 TDs and was named a Parade All-American ... Earned Class 3A All-State honors in both 2009 and '10 ... Sports administration major at LSU ... Is working to establish his own foundation, which will focus on eradicating homelessness and assisting children with special needs, including providing Bengals game experiences to terminally ill children ... Favorite hobby is walking and running his two dogs (Sha, a pit bull, and Kobe, a Rottweiler).

JEREMY HILL'S STATISTICS

| YEAR | TEAM | G-S | RUSHING | | | | | RECEIVING | | | | | SCORING | | | | | |
|--------|------------|-------|---------|------|-----|-----|----|-----------|-----|-----|----|----|---------|------|------|-------|-------|-----|
| | | | ATT | YDS | AVG | LG | TD | NO | YDS | AVG | LG | TD | TD | TD-R | TD-P | TD-Rt | 2-PtC | PTS |
| 2014 | Cincinnati | 16-8 | 222 | 1124 | 5.1 | 85t | 9 | 27 | 215 | 8.0 | 38 | 0 | 9 | 9 | 0 | 0 | 0 | 54 |
| 2015 | Cincinnati | 16-15 | 223 | 794 | 3.6 | 38t | 11 | 15 | 79 | 5.3 | 14 | 1 | 12 | 11 | 1 | 0 | 1 | 74 |
| 2016 | Cincinnati | 15-13 | 222 | 839 | 3.8 | 74t | 9 | 21 | 174 | 8.3 | 25 | 0 | 9 | 9 | 0 | 0 | 0 | 54 |
| CAREER | | 47-36 | 667 | 2757 | 4.1 | 85t | 29 | 63 | 468 | 7.4 | 38 | 1 | 30 | 29 | 1 | 0 | 1 | 182 |

RUSHING SINGLE-GAME HIGHS: ATTEMPTS—27 (11-16-14 at New Orleans). YARDS—168 (10-23-16 at Cleveland). LONG—85t (12-22-14 vs. Denver). TOUCHDOWNS—3 (10-4-15 vs. Kansas City).


RECEIVING SINGLE-GAME HIGHS: RECEPTIONS—6 (11-27-16 at Baltimore). YARDS—68 (10-5-14 at New England). LONG—38 (10-5-14 at New England). TOUCHDOWNS—1 (10-18-15 at Buffalo).

POSTSEASON

| YEAR | TEAM | G-S | RUSHING | | | | | RECEIVING | | | | | SCORING | | | | | |
|--------|------------|-----|---------|-----|-----|----|----|-----------|-----|-----|----|----|---------|------|------|-------|-------|-----|
| | | | ATT | YDS | AVG | LG | TD | NO | YDS | AVG | LG | TD | TD | TD-R | TD-P | TD-Rt | 2-PtC | PTS |
| 2014 | Cincinnati | 1-1 | 13 | 47 | 3.6 | 18 | 1 | 0 | 0 | — | — | 0 | 1 | 1 | 0 | 0 | 0 | 6 |
| 2015 | Cincinnati | 1-1 | 12 | 50 | 4.2 | 38 | 1 | 3 | 27 | 9.0 | 13 | 0 | 1 | 1 | 0 | 0 | 0 | 6 |
| CAREER | | 2-2 | 25 | 97 | 3.9 | 38 | 2 | 3 | 27 | 9.0 | 13 | 0 | 2 | 2 | 0 | 0 | 0 | 12 |

CAREER GAME-BY-GAME

| | | RUSHING | | | | | RECEIVING | | | | |
|-------------------|------------------|---------|-----|----------|-----|----|-----------|----------|------|-----|----|
| DATE | OPPONENT | ATT | YDS | AVG | LG | TD | NO | YDS | AVG | LG | TD |
| 2014 / CINCINNATI | | | | | | | | | | | |
| 9-7 | at Baltimore | 4 | 19 | 4.8 | 8 | 0 | 0 | 0 | — | — | 0 |
| 9-14 | ATLANTA | 15 | 74 | 4.9 | 13 | 1 | 2 | 22 | 11.0 | 18 | 0 |
| 9-21 | TENNESSEE | 7 | 39 | 5.6 | 12 | 1 | 0 | 0 | — | — | 0 |
| 9-28 | — BYE — | | | | | | | | | | |
| 10-5 | at New England | 2 | 1 | 0.5 | 5 | 0 | 3 | 68 | 22.7 | 38 | 0 |
| 10-12 | CAROLINA | 8 | 22 | 2.8 | 5 | 1 | 4 | 13 | 3.3 | 7 | 0 |
| 10-19 | at Indianapolis | 4 | 15 | 3.8 | 11 | 0 | 0 | 0 | — | — | 0 |
| 10-26 | BALTIMORE | 10 | 25 | 2.5 | 5 | 0 | 4 | 28 | 7.0 | 15 | 0 |
| 11-2 | JACKSONVILLE | 24 | 154 | 6.4 | 60t | 2 | 1 | 9 | 9.0 | 9 | 0 |
| 11-6 | CLEVELAND | 12 | 55 | 4.6 | 13 | 0 | 1 | 6 | 6.0 | 6 | 0 |
| 11-16 | at New Orleans | 27 | 152 | 5.6 | 62 | 0 | 1 | 13 | 13.0 | 13 | 0 |
| 11-23 | at Houston | 18 | 87 | 4.8 | 30 | 1 | 1 | 9 | 9.0 | 9 | 0 |
| 11-30 | at Tampa Bay | 13 | 40 | 3.1 | 12 | 0 | 4 | 12 | 3.0 | 6 | 0 |
| 12-7 | PITTSBURGH | 8 | 46 | 5.8 | 15 | 0 | 3 | 21 | 7.0 | 15 | 0 |
| 12-14 | at Cleveland | 25 | 148 | 5.9 | 21 | 2 | 1 | 4 | 4.0 | 4 | 0 |
| 12-22 | DENVER | 22 | 147 | 6.7 | 85t | 1 | 0 | 0 | — | — | 0 |
| 12-28 | at Pittsburgh | 23 | 100 | 4.3 | 22 | 0 | 2 | 10 | 5.0 | 6 | 0 |
| Postseason | | | | | | | | | | | |
| 1-4 | at Indianapolis | 13 | 47 | 3.6 | 18 | 1 | 0 | 0 | — | — | 0 |
| 2015 / CINCINNATI | | | | | | | | | | | |
| 9-13 | at Oakland | 19 | 63 | 3.3 | 11 | 2 | 0 | 0 | — | — | 0 |
| 9-20 | SAN DIEGO | 10 | 39 | 3.9 | 9 | 0 | 1 | 2 | 2.0 | 2 | 0 |
| 9-27 | at Baltimore | 12 | 21 | 1.8 | 6 | 0 | 0 | 0 | — | — | 0 |
| 10-4 | KANSAS CITY | 9 | 40 | 4.4 | 10 | 3 | 0 | 0 | — | — | 0 |
| 10-11 | SEATTLE | 8 | 13 | 1.6 | 5 | 0 | 1 | 12 | 12.0 | 12 | 0 |
| 10-18 | at Buffalo | 16 | 56 | 3.5 | 10 | 0 | 1 | 13 | 13.0 | 13t | 1 |
| 10-25 | — BYE — | | | | | | | | | | |
| 11-1 | at Pittsburgh | 15 | 60 | 4.0 | 15 | 0 | 1 | 8 | 8.0 | 8 | 0 |
| 11-5 | CLEVELAND | 15 | 52 | 3.5 | 13 | 0 | 1 | 0 | 0.0 | 0 | 0 |
| 11-16 | HOUSTON | 7 | 15 | 2.1 | 6 | 0 | 3 | 5 | 1.7 | 5 | 0 |
| 11-22 | at Arizona | 13 | 45 | 3.5 | 9 | 2 | 0 | 0 | — | — | 0 |
| 11-29 | ST. LOUIS | 16 | 86 | 5.4 | 15 | 0 | 1 | 14 | 14.0 | 14 | 0 |
| 12-6 | at Cleveland | 22 | 98 | 4.5 | 17 | 1 | 0 | 0 | — | — | 0 |
| 12-13 | PITTSBURGH | 7 | 16 | 2.3 | 12 | 0 | 2 | 8 | 4.0 | 5 | 0 |
| 12-20 | at San Francisco | 19 | 31 | 1.6 | 9 | 2 | 0 | 0 | — | — | 0 |
| 12-28 | at Denver | 19 | 63 | 3.3 | 14 | 0 | 2 | -2 | -1.0 | 2 | 0 |
| 1-3 | BALTIMORE | 16 | 96 | 6.0 | 38t | 1 | 2 | 19 | 9.5 | 13 | 0 |
| Postseason | | | | | | | | | | | |
| 1-9 | PITTSBURGH | 12 | 50 | 4.2 | 38 | 1 | 3 | 27 | 9.0 | 13 | 0 |
| 2016 / CINCINNATI | | | | | | | | | | | |
| 9-11 | at N.Y. Jets | 9 | 31 | 3.4 | 12t | 1 | 0 | 0 | — | — | 0 |
| 9-18 | at Pittsburgh | 11 | 22 | 2.0 | 5 | 0 | 3 | 37 | 12.3 | 25 | 0 |
| 9-25 | DENVER | 17 | 97 | 5.7 | 50 | 2 | 0 | 0 | — | — | 0 |
| 9-29 | MIAMI | 21 | 71 | 3.4 | 19 | 0 | 0 | 0 | — | — | 0 |
| 10-9 | at Dallas | 4 | 12 | 3.0 | 8 | 0 | 0 | 0 | — | 0 | 0 |
| 10-16 | at New England | 13 | 38 | 2.9 | 8 | 0 | 1 | 3 | 3.0 | 3 | 0 |
| 10-23 | CLEVELAND | 9 | 168 | 18.7 | 74t | 1 | 2 | 24 | 12.0 | 13 | 0 |
| 10-30 | WASHINGTON | 20 | 76 | 3.8 | 12 | 1 | 1 | -3 | -3.0 | -3 | 0 |
| 11-6 | — BYE — | | | | | | | | | | |
| 11-14 | at N.Y. Giants | 15 | 46 | 3.1 | 9 | 1 | 0 | 0 | — | — | 0 |
| 11-20 | BUFFALO | 16 | 62 | 3.9 | 20 | 0 | 2 | 1 | 0.5 | 3 | 0 |
| 11-27 | at Baltimore | 12 | 21 | 1.8 | 7 | 0 | 6 | 61 | 10.2 | 24 | 0 |
| 12-4 | PHILADELPHIA | 23 | 33 | 1.4 | 7 | 1 | 2 | 12 | 6.0 | 8 | 0 |
| 12-11 | at Cleveland | 25 | 111 | 4.4 | 11 | 1 | 3 | 31 | 10.3 | 18 | 0 |
| 12-18 | PITTSBURGH | 20 | 43 | 2.2 | 12 | 1 | 1 | 8 | 8.0 | 8 | 0 |
| 12-24 | at Houston | 7 | 8 | 1.1 | 4 | 0 | 0 | 0 | — | — | 0 |
| 1-1 | BALTIMORE | | | INACTIVE | | | | INACTIVE | | | |



HOPKINS, TREY

G #66

Height: 6-3
Weight: 310
College: Texas
Experience: 2nd-year player in 2017

2016 games-starts: 1-0
Career games-starts: 1-0
Born: 7-6-92
Hometown: Houston, Texas
Acquired: CFA'14

Hopkins opened the 2016 regular season on the roster before being moved to the practice squad, and then was moved back to roster for Game 16 ... Joined Bengals in 2014 as a college free agent ... A two-time All-Big 12 selection at Texas, he had starts at both G and OT.

Career transactions: Signed with Cincinnati as college free agent on 5-12-14 ... Waived by Bengals on 9-5-15 ... Signed to Bengals practice squad on 9-6-15 ... Signed to Bengals roster on 1-11-16 ... Waived by Bengals on 9-3-16 ... Re-signed with Bengals on 9-4-16 ... Waived by Bengals on 9-15-16 ... Signed to Bengals practice squad on 9-16-16 ... Signed to Bengals roster on 12-31-16.

2016 recap: Inactive Sept. 11 at N.Y. Jets ... On practice squad for Games 2-15 ... Re-signed to roster prior to season finale and made NFL debut Jan. 1 vs. Baltimore, playing 10 snaps on offense and five on special teams ... Played all four preseason games, with start at LOT in Game 4.

Previous seasons: **2014**—Played in three preseason games, with one start at LG ... Suffered leg injury Aug. 24 at Arizona ... Placed on Reserve/Injured list Aug. 30. **2015**—Missed first two preseason games with leg injury, but played in the last two ... On practice squad for Games 1-16 and Wild Card playoff.

College: Played four seasons (2010-13) at Texas, appearing in 50 games with 42 starts (28 starts at LG, 14 at ROT) ... Two-time All-Big 12 selection, and earned first-team honors at G in 2013 from Associated Press, Sporting News and ESPN.com ... Started all 13 games in 2013, 12 at LG and one at ROT), and helped offense average 196.2 yards rushing yards per game while allowing just 16 sacks ... Started all 13 games at ROT as a sophomore and helped offense average 202.6 rushing yards and 392.5 yards total offense.

Personal: Hometown, and also offseason residence, is Houston, Texas ... Attended North Shore High School, where he was All-American, all-state, all-area and two-time first-team all-district as a senior ... 2011 Academic All-Big 12 first team selection and named to Big 12 Commissioner's Honor Roll (Spring 2011) ... Plays saxophone and clarinet ... Other hobbies include playing Xbox ... Returned to University of Texas following 2014 season to work on completing his bachelor's degree.

***NOTE ABOUT NFL EXPERIENCE:** Hopkins did not earn an accrued year of experience toward NFL free agency in 2015 or '16 because he was not on a 53-player roster, a Reserve/Injured list or a Reserve/Physically Unable to Perform list for the required minimum of six games in either season.*

TREY HOPKINS' STATISTICS

GAMES-STARTS

| YEAR | TEAM | GAMES | STARTS |
|--------|-----------------|---------------|--------|
| 2014 | Cincinnati..... | *DID NOT PLAY | |
| 2015 | Cincinnati..... | *DID NOT PLAY | |
| 2016 | Cincinnati..... | 1 | 0 |
| CAREER | | 1 | 0 |

POSTSEASON

GAMES-STARTS

| YEAR | TEAM | GAMES | STARTS |
|--------|-----------------|---------------|--------|
| 2014 | Cincinnati..... | *DID NOT PLAY | |
| 2015 | Cincinnati..... | *DID NOT PLAY | |
| CAREER | | 0 | 0 |

* NOTE: Hopkins was on the Reserve/Injured list for 16 regular-season games and one postseason game with Cincinnati in 2014. In 2015, he was on the practice squad for 16 regular-season games and one postseason with Cincinnati.



HUBER, KEVIN

P #10

Height: 6-1

Weight: 210

College: Cincinnati

Experience: 9th-year player in 2017

2016 games-starts: 16-0

Career games-starts: 126-0

Born: 7-16-85

Hometown: Cincinnati, Ohio

Acquired: D5'09

Cincinnati native has played in 130 of last 132 Bengals games (including postseason), establishing strong presence in team record book ... In 2014 he was an initial-ballot Pro Bowl selection after re-setting records he already held for season gross and net averages ... Also holds franchise career marks for gross average (45.0) and net (39.8) ... Has Bengals' best career ratio for inside-20s to touchbacks (205-56, 3.7-to-1) ... Shares franchise record for longest punt (75) ... Has been reliable holder on place kicks for his entire Bengals career.

Career transactions: Selected by Cincinnati in fifth round of 2009 NFL Draft (142nd overall) ... Signed with Bengals on 7-16-09 ... Re-signed with Bengals on 3-8-13.

Pro Bowl participation: Has played in one game, the 2014 season contest in Glendale, Ariz., helping Team Irvin secure victory with late 56-yard punt that pinned Team Carter at its three-yard line.

2016 highlights: Played in Games 1-16, averaging 46.3 yards gross and 39.5 net ... Posted 23 inside-20s against eight touchbacks ... On Sept. 18 at Pittsburgh, averaged 45.2 gross and 40.2 net on nine punts, with three inside-20s and no TBs ... On Oct. 30 vs. Washington in London, had season-best 52.2 gross yards on five punts ... Strong numbers on seven punts Nov. 14 at N.Y. Giants, averaging 48.0 gross and 42.3 net, with two inside-20s and no touchbacks, including one kick downed at Giants one ... Had a kick downed at the one for the second straight game on Nov. 20 vs. Buffalo, and had one additional inside-20, with no touchbacks ... Had his season-long punt (72 yards) on Dec. 11 at Cleveland, and one of his two inside-20s was downed at the two ... Posted season-best net average (45.3) on three kicks on Dec. 18 vs. Pittsburgh ... Eight punts for a 45.8 average and 41.8 net on Dec. 24 at Houston, with three inside-20s and no touchbacks.

Previous seasons: **2009**—First kicking specialist taken in 2009 draft ... Rookie's 43.2-yard gross average tied Bengals' second-best since 1999 ... Had 36.3 net average, and in 10 previous seasons, only once did a Bengals punter better that mark ... Had 24 inside-20 kicks and only 10 touchbacks ... Made regular-season debut Sept. 13 vs. Denver, averaging 39.7 yards on seven punts, with season-best five inside-20 ... Had two key punts in second half of Sept. 20 win at Green Bay, a 48-yarder that went out of bounds at Green Bay four and a 56-yarder to Packers 26. **2010**—Averaged 42.1 yards per punt (38.2 net), with 28 inside-20s and six touchbacks ... Had only one touchback in last 11 games ... Helped Bengals control field position all day in win Sept. 26 at Carolina, as five of his six punts were downed inside-20 (tied career high), including three inside the five ... All three punts on Oct. 3 at Cleveland were inside-20s ... On Nov. 8 vs. Pittsburgh, had punt downed at Steelers' one but also suffered only career blocked punt, due to protection breakdown. **2011**—Averaged 44.2 yards on career-high 91 punts, and 39.2 net was second-best for a Bengals season at that time ... Played all 16 games and in Wild Card playoff ... His 4023 total punting yards set Bengals record, surpassing Lee Johnson's 3954 in 1993 ... Had punt downed at two-yard line Oct. 9 at Jacksonville, helping set up field position for offense's game-winning TD drive ... Averaged 45.3 yards on seven punts in key win Dec. 4 at Pittsburgh, along with season-best four inside-20s and no touchbacks. **2012**—Led NFL in punts downed inside five-yard line (11) ... Averaged 46.6 gross yards and 42.0 net on 76 punts, both averages Bengals records at the time ... Had 33 inside-20 kicks and just seven touchbacks, and his plus-26 differential ranked tied for sixth in NFL ... In Bengals' playoff-clinching win Dec. 23 at Pittsburgh, averaged 52.7 yards on six punts

(48.3 net), and his four inside-20s included one out of bounds at Steelers two ... In Wild Card playoff at Houston, averaged 46.6 yards on five kicks (43.8 net), with three inside-20s and no touchbacks. **2013**—Played in Games 1-14 before missing last two games and Wild Card playoff, due to jaw and neck injuries suffered Dec. 15 at Pittsburgh ... Had crucial play in Oct. 6 win vs. New England, a 57-yard punt into strong winds and heavy rain late in fourth quarter ... Named AFC Special Teams Player of the Week on Dec. 1 at San Diego, after punting for career-high gross and net averages (both 55.5), with two inside-20s, no touchbacks and no return yards allowed ... Also vs. San Diego, tied Kyle Larson's club record for longest punt (75) ... Finished season with gross average of 45.2, and his 40.5 net ranked eighth in NFL ... Had 24-inside-20 kicks, with just four touchbacks ... No touchbacks on Sept. 29 vs. Cleveland, and his three inside-20s forced Browns to start drives from their five, eight and nine-yard lines ... Had three inside-20 kicks among his five punts Oct. 13 at Buffalo, including overtime kick that pinned Bills at their seven, helping set up field position for game-winning FG ... On Oct. 20 at Detroit, had 47.0 net on four punts, with one kick downed at Lions six with 1:52 remaining, setting up field position for Bengals game winning FG. **2014**—Ranked fourth in NFL in gross average (46.8) and fifth in net (42.1), re-setting records he had posted in 2012 ... Selected in initial voting for Pro Bowl, and earned first-team All-Pro honors from Sporting News ... Had 27 inside-20 kicks and six touchbacks ... On Sept. 21 vs. Tennessee averaged 49.3 gross and had three inside-20 kicks, downed at the two, 11 and four, two of which helped set up early scores ... Punted 11 times for 558 total yards Oct. 19 at Indianapolis, tying franchise record for punts in a game and setting record for yards ... Four inside-20s and no touchbacks on Nov. 23 at Houston ... In Wild Card playoff at Indianapolis, punted eight times for 47.5 gross and 43.1 net, with three inside-20s and no touchbacks. **2015**—Appeared in all 16 games and in Wild Card playoff ... Averaged 53.7 gross and 47.0 net on three punts Sept. 20 vs. San Diego, with two inside-20s and one touchback ... On Oct. 4 vs. Kansas City, had longest punt of season, 67-yarder downed at Chiefs' seven, and in fourth quarter had 42-yarder downed at one ... On Nov. 1 at Pittsburgh, had three inside-20s (no touchbacks), forcing Pittsburgh drive starts at five-, 17- and eight-yard lines ... Three inside-20s and no TBs in Wild Card playoff vs. Pittsburgh.

Cincinnati all the way: Huber is only the second player drafted by the Bengals who grew up in Cincinnati and attended both high school and college in the Queen City. He attended McNicholas High School before enrolling at the University of Cincinnati. The first such player was RB Clem Turner, a fourth-round draftee in 1969 who went to Woodward High and then UC. Turner played for the Bengals only in '69, and he also played for Denver from '70-72.

College: Played four seasons (2005-08) at Cincinnati, with 117 of his 124 punts coming in his last two campaigns ... Led the nation in net punting average in both 2007 and '08, and as a junior in '07, his 46.9-yard gross average made him the first UC player to win the official national punting title ... Averaged 45.5 gross yards for his career, becoming eighth player in Division I/FBS history to average 45.0 yards or more for his career ... Had 47 inside-20 kicks for his career, with just 14 touchbacks ... Redshirted (did not play) in 2004.

Personal: Hometown is Cincinnati ... Attended McNicholas High School, where he was a three-time all-league selection ... Finance major at University of Cincinnati, twice earning Commissioner's Honor Roll when Bearcats played in Conference USA ... Later made the Big East All-Academic team ... Married (wife Mindi) ... Favorite hobby is golf, and also enjoys snow skiing.

KEVIN HUBER'S STATISTICS

| | | | PUNTING | | | | | | | | | | SPECIAL TEAMS | | | | | | | | |
|--------|------------|-------|---------|--------|------|------------|------------|------|---------|-------|----|-----|---------------|-----|------|----|------------|----|-----|-----|--|
| YEAR | TEAM | G-S | NO | YDS | AVG | OPP RET | RET YDS | NET | TB | IN-20 | LG | BLK | ST | AT | TT | FF | FR- YDS | BP | BFG | BXP | |
| 2009 | Cincinnati | 16-0 | 86 | 3713 | 43.2 | 39 | 393 | 36.3 | 10 | 24 | 61 | 0 | 2 | 0 | 2 | 0 | 0-0 | 0 | 0 | 0 | |
| 2010 | Cincinnati | 16-0 | 71 | 2992 | 42.1 | 26 | 124 | 38.2 | 6 | 28 | 72 | 1 | 0 | 0 | 0 | 0 | 0-0 | 0 | 0 | 0 | |
| 2011 | Cincinnati | 16-0 | 91 | 4023 | 44.2 | 38 | 273 | 39.2 | 9 | 24 | 71 | 0 | 0 | 0 | 0 | 0 | 0-0 | 0 | 0 | 0 | |
| 2012 | Cincinnati | 16-0 | 76 | 3540 | 46.6 | 27 | 210 | 42.0 | 7 | 33 | 69 | 0 | 0 | 0 | 0 | 0 | 0-0 | 0 | 0 | 0 | |
| 2013 | Cincinnati | 14-0 | 66 | 2982 | 45.2 | 25 | 229 | 40.5 | 4 | 24 | 75 | 0 | 0 | 0 | 0 | 0 | 0-0 | 0 | 0 | 0 | |
| 2014 | Cincinnati | 16-0 | 73 | 3419 | 46.8 | 30 | 226 | 42.1 | 6 | 27 | 69 | 0 | 0 | 0 | 0 | 0 | 0-0 | 0 | 0 | 0 | |
| 2015 | Cincinnati | 16-0 | 68 | 3116 | 45.8 | 32 | 203 | 40.5 | 6 | 22 | 67 | 1 | 1 | 0 | 1 | 0 | 0-0 | 0 | 0 | 0 | |
| 2016 | Cincinnati | 16-0 | 78 | 3613 | 46.3 | 38 | 369 | 39.5 | 8 | 23 | 72 | 0 | 0 | 0 | 0 | 0 | 0-0 | 0 | 0 | 0 | |
| CAREER | | 126-0 | 609 | 27,398 | 45.0 | 255 | 2027 | 39.7 | 56 | 205 | 75 | 2 | 3 | 0 | 3 | 0 | 0-0 | 0 | 0 | 0 | |
| | | | PASSING | | | | | | | | | | RUSHING | | | | | | | | |
| YEAR | TEAM | | ATT | CMP | YDS | TD | INT | LG | SKD-YDS | RAT | | | ATT | YDS | AVG | LG | TD | | | | |
| 2009 | Cincinnati | | — | — | — | — | — | — | — | — | | | 1 | 0 | 0.0 | 0 | 0 | | | | |
| 2012 | Cincinnati | | — | — | — | — | — | — | — | — | | | 1 | -1 | -1.0 | -1 | 0 | | | | |
| 2013 | Cincinnati | | — | — | — | — | — | — | — | — | | | 1 | 0 | 0.0 | 0 | 0 | | | | |
| CAREER | | | — | — | — | — | — | — | — | — | | | 3 | -1 | -0.3 | 0 | 0 | | | | |

PUNTING SINGLE-GAME HIGHS: NUMBER—11 (10-19-14 at Indianapolis). YARDS—558 (10-19-14 at Indianapolis). AVERAGE (minimum four punts)—55.5 (12-1-13 at San Diego). NET AVERAGE (minimum four punts)—55.5 (12-1-13 at San Diego). INSIDE-20s—5 (two times; most recently on 9-26-10 at Carolina). LONG—75 (12-1-13 at San Diego).

POSTSEASON

| | | | PUNTING | | | | | | | | | | SPECIAL TEAMS | | | | | | | |
|--------|------------|-----|---------------|------|------|------------|------------|------|----|-------|----|-----|---------------|----|----|----|------------|----|-----|-----|
| YEAR | TEAM | G-S | NO | YDS | AVG | OPP RET | RET YDS | NET | TB | IN-20 | LG | BLK | ST | AT | TT | FF | FR- YDS | BP | BFG | BXP |
| 2009 | Cincinnati | 1-0 | 4 | 192 | 48.0 | 2 | 26 | 36.5 | 1 | 0 | 56 | 0 | — | — | — | — | — | — | — | — |
| 2011 | Cincinnati | 1-0 | 3 | 145 | 48.3 | 3 | 12 | 44.3 | 0 | 1 | 55 | 0 | — | — | — | — | — | — | — | — |
| 2012 | Cincinnati | 1-0 | 5 | 233 | 46.6 | 2 | 14 | 43.8 | 0 | 3 | 53 | 0 | — | — | — | — | — | — | — | — |
| 2013 | Cincinnati | 0-0 | DID NOT PLAY* | | | | | | | | | | DID NOT PLAY* | | | | | | | — |
| 2014 | Cincinnati | 1-0 | 8 | 380 | 47.5 | 5 | 35 | 43.1 | 0 | 3 | 62 | 0 | — | — | — | — | — | — | — | — |
| 2015 | Cincinnati | 1-0 | 6 | 255 | 42.5 | 2 | 8 | 41.2 | 0 | 3 | 51 | 0 | — | — | — | — | — | — | — | — |
| CAREER | | 5-0 | 26 | 1205 | 46.3 | 14 | 95 | 41.9 | 1 | 10 | 62 | 0 | — | — | — | — | — | — | — | — |


* NOTE: Huber was on the Reserve/Injured list for one postseason game with Cincinnati in 2013.

CAREER GAME-BY-GAME

| | | | PUNTING | | | | | | | | | |
|-------------------|-----------------|--|---------|-----|------|------------|------------|------|----|-------|----|-----|
| DATE | OPPONENT | | NO | YDS | AVG | OPP RET | RET YDS | NET | TB | IN-20 | LG | BLK |
| 2009 / CINCINNATI | | | | | | | | | | | | |
| 9-13 | DENVER | | 7 | 278 | 39.7 | 3 | 17 | 37.3 | 0 | 5 | 55 | 0 |
| 9-20 | at Green Bay | | 4 | 185 | 46.3 | 0 | 0 | 41.3 | 1 | 2 | 61 | 0 |
| 9-27 | PITTSBURGH | | 5 | 204 | 40.8 | 0 | 0 | 36.8 | 1 | 1 | 54 | 0 |
| 10-4 | at Cleveland | | 9 | 406 | 45.1 | 6 | 120 | 31.8 | 0 | 2 | 57 | 0 |
| 10-11 | at Baltimore | | 4 | 160 | 40.0 | 2 | 1 | 39.8 | 0 | 1 | 50 | 0 |
| 10-18 | HOUSTON | | 7 | 335 | 47.9 | 5 | 47 | 41.1 | 0 | 1 | 58 | 0 |
| 10-25 | CHICAGO | | 1 | 36 | 36.0 | 0 | 0 | 36.0 | 0 | 0 | 36 | 0 |
| 11-1 | — BYE — | | | | | | | | | | | |
| 11-8 | BALTIMORE | | 5 | 232 | 46.4 | 3 | 12 | 40.0 | 1 | 1 | 51 | 0 |
| 11-15 | at Pittsburgh | | 4 | 166 | 41.5 | 2 | 30 | 34.0 | 0 | 1 | 50 | 0 |
| 11-22 | at Oakland | | 4 | 199 | 49.8 | 3 | 17 | 40.5 | 1 | 0 | 54 | 0 |
| 11-29 | CLEVELAND | | 6 | 252 | 42.0 | 0 | 0 | 38.7 | 1 | 4 | 52 | 0 |
| 12-6 | DETROIT | | 4 | 176 | 44.0 | 2 | 21 | 33.8 | 1 | 2 | 54 | 0 |
| 12-13 | at Minnesota | | 7 | 287 | 41.0 | 5 | 60 | 32.4 | 0 | 0 | 48 | 0 |
| 12-20 | at San Diego | | 5 | 233 | 46.6 | 3 | 5 | 37.6 | 2 | 0 | 50 | 0 |
| 12-27 | KANSAS CITY | | 7 | 289 | 41.3 | 1 | 4 | 35.0 | 2 | 2 | 55 | 0 |
| 1-3 | at N.Y. Jets | | 7 | 275 | 39.3 | 4 | 59 | 26.7 | 0 | 2 | 54 | 0 |
| Postseason | | | | | | | | | | | | |
| 1-9 | vs. N.Y. Jets | | 4 | 192 | 48.0 | 2 | 26 | 36.5 | 1 | 0 | 56 | 0 |
| 2010 / CINCINNATI | | | | | | | | | | | | |
| 9-12 | at New England | | 3 | 139 | 46.3 | 1 | 4 | 38.3 | 1 | 0 | 57 | 0 |
| 9-19 | BALTIMORE | | 8 | 353 | 44.1 | 5 | 31 | 37.8 | 1 | 0 | 59 | 0 |
| 9-26 | at Carolina | | 6 | 249 | 41.5 | 0 | 0 | 38.2 | 1 | 5 | 51 | 0 |
| 10-3 | at Cleveland | | 3 | 116 | 38.7 | 0 | 0 | 38.7 | 0 | 3 | 50 | 0 |
| 10-10 | TAMPA BAY | | 6 | 308 | 51.3 | 2 | 17 | 41.8 | 2 | 1 | 72 | 0 |
| 10-17 | — BYE — | | | | | | | | | | | |
| 10-24 | at Atlanta | | 3 | 125 | 41.7 | 0 | 0 | 41.7 | 0 | 2 | 47 | 0 |
| 10-31 | MIAMI | | 9 | 359 | 39.9 | 4 | 28 | 36.8 | 0 | 3 | 61 | 0 |
| 11-8 | PITTSBURGH | | 4 | 166 | 41.5 | 1 | 0 | 33.2 | 0 | 1 | 50 | 1 |
| 11-14 | at Indianapolis | | 4 | 161 | 40.3 | 2 | 5 | 39.0 | 0 | 4 | 52 | 0 |
| 11-21 | BUFFALO | | 2 | 71 | 35.5 | 0 | 0 | 35.5 | 0 | 0 | 48 | 0 |
| 11-25 | at N.Y. Jets | | 7 | 290 | 41.4 | 4 | 10 | 40.0 | 0 | 2 | 57 | 0 |
| 12-5 | NEW ORLEANS | | 2 | 113 | 56.5 | 1 | 2 | 55.5 | 0 | 2 | 58 | 0 |
| 12-12 | at Pittsburgh | | 5 | 217 | 43.4 | 2 | 1 | 39.2 | 1 | 1 | 67 | 0 |
| 12-19 | CLEVELAND | | 1 | 34 | 34.0 | 0 | 0 | 34.0 | 0 | 1 | 34 | 0 |
| 12-26 | SAN DIEGO | | 4 | 129 | 32.3 | 1 | 12 | 29.3 | 0 | 2 | 42 | 0 |
| 1-2 | at Baltimore | | 4 | 162 | 40.5 | 3 | 14 | 37.0 | 0 | 1 | 53 | 0 |

| PUNTING | | | | | | | | | | | |
|-------------------|-----------------|----|-----|------|------------|------------|------|----|-------|----|-----|
| DATE | OPPONENT | NO | YDS | AVG | OPP RET | RET YDS | NET | TB | IN-20 | LG | BLK |
| 2011 / CINCINNATI | | | | | | | | | | | |
| 9-11 | at Cleveland | 8 | 382 | 47.8 | 6 | 58 | 38.0 | 1 | 2 | 60 | 0 |
| 9-18 | at Denver | 5 | 205 | 41.0 | 0 | 0 | 37.0 | 1 | 2 | 48 | 0 |
| 9-25 | SAN FRANCISCO | 7 | 317 | 45.3 | 3 | 19 | 39.7 | 1 | 3 | 59 | 0 |
| 10-2 | BUFFALO | 5 | 192 | 38.4 | 0 | 0 | 38.4 | 0 | 2 | 41 | 0 |
| 10-9 | at Jacksonville | 7 | 334 | 47.7 | 3 | 3 | 44.4 | 1 | 1 | 71 | 0 |
| 10-16 | INDIANAPOLIS | 5 | 221 | 44.2 | 2 | 5 | 43.2 | 0 | 1 | 53 | 0 |
| 10-23 | — BYE — | | | | | | | | | | |
| 10-30 | at Seattle | 5 | 226 | 45.2 | 3 | 38 | 37.6 | 0 | 1 | 59 | 0 |
| 11-6 | at Tennessee | 7 | 308 | 44.0 | 2 | 8 | 37.1 | 2 | 2 | 57 | 0 |
| 11-13 | PITTSBURGH | 6 | 276 | 46.0 | 3 | 15 | 40.2 | 1 | 1 | 59 | 0 |
| 11-20 | at Baltimore | 7 | 270 | 38.6 | 3 | 6 | 37.7 | 0 | 2 | 56 | 0 |
| 11-27 | CLEVELAND | 4 | 191 | 47.8 | 3 | 18 | 43.3 | 0 | 0 | 58 | 0 |
| 12-4 | at Pittsburgh | 7 | 317 | 45.3 | 3 | 65 | 36.0 | 0 | 4 | 53 | 0 |
| 12-11 | HOUSTON | 4 | 186 | 46.5 | 4 | 30 | 39.0 | 0 | 1 | 56 | 0 |
| 12-18 | at St. Louis | 5 | 169 | 33.8 | 0 | 0 | 33.8 | 0 | 0 | 43 | 0 |
| 12-24 | ARIZONA | 5 | 215 | 43.0 | 2 | -3 | 39.6 | 1 | 1 | 51 | 0 |
| 1-1 | BALTIMORE | 4 | 214 | 53.5 | 1 | 11 | 45.8 | 1 | 1 | 65 | 0 |
| Postseason | | | | | | | | | | | |
| 1-7 | at Houston | 3 | 145 | 48.3 | 3 | 12 | 44.3 | 0 | 1 | 55 | 0 |
| 2012 / CINCINNATI | | | | | | | | | | | |
| 9-10 | at Baltimore | 4 | 183 | 45.8 | 2 | 18 | 41.3 | 0 | 1 | 57 | 0 |
| 9-16 | CLEVELAND | 3 | 126 | 42.0 | 1 | 9 | 39.0 | 0 | 3 | 58 | 0 |
| 9-23 | at Washington | 4 | 165 | 41.3 | 1 | -1 | 41.5 | 0 | 3 | 56 | 0 |
| 9-30 | at Jacksonville | 3 | 143 | 47.7 | 0 | 0 | 47.7 | 0 | 2 | 58 | 0 |
| 10-7 | MIAMI | 6 | 243 | 40.5 | 3 | 15 | 38.0 | 0 | 2 | 55 | 0 |
| 10-14 | at Cleveland | 7 | 354 | 50.6 | 2 | 60 | 36.3 | 2 | 2 | 65 | 0 |
| 10-21 | PITTSBURGH | 6 | 311 | 51.8 | 3 | 10 | 46.8 | 1 | 1 | 61 | 0 |
| 10-28 | — BYE — | | | | | | | | | | |
| 11-4 | DENVER | 4 | 206 | 51.5 | 2 | 2 | 46.0 | 1 | 2 | 60 | 0 |
| 11-11 | N.Y. GIANTS | 4 | 193 | 48.3 | 2 | 28 | 41.3 | 0 | 2 | 57 | 0 |
| 11-18 | at Kansas City | 6 | 322 | 53.7 | 3 | 30 | 48.7 | 0 | 3 | 69 | 0 |
| 11-25 | OAKLAND | 5 | 204 | 40.8 | 2 | 17 | 37.4 | 0 | 0 | 45 | 0 |
| 12-2 | at San Diego | 3 | 114 | 38.0 | 0 | 0 | 38.0 | 0 | 3 | 45 | 0 |
| 12-9 | DALLAS | 3 | 136 | 45.3 | 2 | 4 | 44.0 | 0 | 1 | 50 | 0 |
| 12-13 | at Philadelphia | 5 | 194 | 38.8 | 1 | 6 | 33.6 | 1 | 0 | 49 | 0 |
| 12-23 | at Pittsburgh | 6 | 316 | 52.7 | 2 | 6 | 48.3 | 1 | 4 | 64 | 0 |
| 12-30 | BALTIMORE | 7 | 330 | 47.1 | 1 | 6 | 43.4 | 1 | 4 | 58 | 0 |
| Postseason | | | | | | | | | | | |
| 1-5 | at Houston | 5 | 233 | 46.6 | 2 | 14 | 43.8 | 0 | 3 | 53 | 0 |
| 2013 / CINCINNATI | | | | | | | | | | | |
| 9-8 | at Chicago | 4 | 193 | 48.3 | 2 | 1 | 48.0 | 0 | 0 | 53 | 0 |
| 9-16 | PITTSBURGH | 7 | 326 | 46.6 | 2 | 37 | 38.4 | 1 | 3 | 61 | 0 |
| 9-22 | GREEN BAY | 3 | 131 | 43.7 | 0 | 0 | 43.7 | 0 | 1 | 55 | 0 |
| 9-29 | at Cleveland | 4 | 155 | 38.8 | 1 | 7 | 37.0 | 0 | 3 | 43 | 0 |
| 10-6 | NEW ENGLAND | 6 | 275 | 45.8 | 4 | 43 | 38.7 | 0 | 2 | 57 | 0 |
| 10-13 | at Buffalo | 5 | 206 | 41.2 | 2 | 10 | 39.2 | 0 | 3 | 50 | 0 |
| 10-20 | at Detroit | 4 | 189 | 47.3 | 2 | 1 | 47.0 | 0 | 1 | 50 | 0 |
| 10-27 | N.Y. JETS | 3 | 161 | 53.7 | 2 | 10 | 50.3 | 0 | 1 | 58 | 0 |
| 10-31 | at Miami | 4 | 154 | 38.5 | 0 | 0 | 38.5 | 0 | 4 | 50 | 0 |
| 11-10 | at Baltimore | 6 | 223 | 37.2 | 3 | 17 | 34.3 | 0 | 0 | 49 | 0 |
| 11-17 | CLEVELAND | 9 | 408 | 45.3 | 3 | 25 | 40.3 | 1 | 3 | 66 | 0 |
| 11-24 | — BYE — | | | | | | | | | | |
| 12-1 | at San Diego | 4 | 222 | 55.5 | 1 | 0 | 55.5 | 0 | 2 | 75 | 0 |
| 12-8 | INDIANAPOLIS | 5 | 253 | 50.6 | 1 | 0 | 42.6 | 2 | 1 | 70 | 0 |
| 12-15 | at Pittsburgh | 2 | 86 | 43.0 | 2 | 78 | 4.0 | 0 | 0 | 48 | 0 |
| 12-22 | MINNESOTA | | | | | | | | | | |
| 12-29 | BALTIMORE | | | | | | | | | | |
| Postseason | | | | | | | | | | | |
| 1-5 | SAN DIEGO | | | | | | | | | | |
| 2014 / CINCINNATI | | | | | | | | | | | |
| 9-7 | at Baltimore | 4 | 151 | 37.8 | 2 | 2 | 37.3 | 0 | 3 | 50 | 0 |
| 9-14 | ATLANTA | 4 | 171 | 42.8 | 1 | 7 | 41.0 | 0 | 2 | 49 | 0 |
| 9-21 | TENNESSEE | 4 | 197 | 49.3 | 1 | 1 | 49.0 | 0 | 3 | 55 | 0 |
| 9-28 | — BYE — | | | | | | | | | | |
| 10-5 | at New England | 4 | 166 | 41.5 | 3 | 12 | 38.5 | 0 | 0 | 51 | 0 |
| 10-12 | CAROLINA | 1 | 42 | 42.0 | 1 | 5 | 37.0 | 0 | 0 | 42 | 0 |
| 10-19 | at Indianapolis | 11 | 558 | 50.7 | 2 | 13 | 47.7 | 1 | 3 | 63 | 0 |
| 10-26 | BALTIMORE | 3 | 156 | 52.0 | 2 | 17 | 46.3 | 0 | 1 | 55 | 0 |
| 11-2 | JACKSONVILLE | 5 | 252 | 50.4 | 2 | 10 | 44.4 | 1 | 4 | 58 | 0 |
| 11-6 | CLEVELAND | 8 | 398 | 49.8 | 2 | 15 | 45.4 | 1 | 2 | 69 | 0 |
| 11-16 | at New Orleans | 2 | 88 | 44.0 | 1 | 4 | 42.0 | 0 | 1 | 47 | 0 |
| 11-23 | at Houston | 4 | 193 | 48.3 | 2 | 7 | 46.5 | 0 | 4 | 54 | 0 |
| 11-30 | at Tampa Bay | 6 | 289 | 48.2 | 3 | 21 | 41.3 | 1 | 1 | 59 | 0 |
| 12-7 | PITTSBURGH | 7 | 322 | 46.0 | 3 | 14 | 44.0 | 0 | 1 | 59 | 0 |
| 12-14 | at Cleveland | 2 | 77 | 38.5 | 0 | 0 | 38.5 | 0 | 1 | 47 | 0 |
| 12-22 | DENVER | 5 | 211 | 42.2 | 3 | 14 | 31.4 | 2 | 1 | 51 | 0 |
| 12-28 | at Pittsburgh | 3 | 148 | 49.3 | 2 | 84 | 21.3 | 0 | 0 | 59 | 0 |
| Postseason | | | | | | | | | | | |
| 1-4 | at Indianapolis | 8 | 380 | 47.5 | 5 | 35 | 43.1 | 0 | 3 | 62 | 0 |

| PUNTING | | | | | | | | | | | |
|-------------------|------------------|----|-----|------|------------|------------|------|----|-------|----|-----|
| DATE | OPPONENT | NO | YDS | AVG | OPP RET | RET YDS | NET | TB | IN-20 | LG | BLK |
| 2015 / CINCINNATI | | | | | | | | | | | |
| 9-13 | at Oakland | 5 | 219 | 43.8 | 3 | 27 | 38.4 | 0 | 1 | 53 | 0 |
| 9-20 | SAN DIEGO | 3 | 161 | 53.7 | 1 | 0 | 47.0 | 1 | 2 | 58 | 0 |
| 9-27 | at Baltimore | 3 | 164 | 54.7 | 2 | 35 | 43.0 | 0 | 1 | 57 | 0 |
| 10-4 | KANSAS CITY | 3 | 143 | 47.7 | 0 | 0 | 47.7 | 0 | 2 | 67 | 0 |
| 10-11 | SEATTLE | 6 | 293 | 48.8 | 2 | 8 | 44.2 | 1 | 3 | 51 | 0 |
| 10-18 | at Buffalo | 3 | 121 | 40.3 | 0 | 0 | 40.3 | 0 | 3 | 52 | 0 |
| 10-25 | — BYE — | | | | | | | | | | |
| 11-1 | at Pittsburgh | 4 | 136 | 34.0 | 0 | 0 | 34.0 | 0 | 3 | 42 | 0 |
| 11-5 | CLEVELAND | 2 | 79 | 39.5 | 1 | 0 | 26.3 | 0 | 1 | 43 | 1 |
| 11-16 | HOUSTON | 7 | 288 | 41.1 | 1 | 10 | 39.7 | 0 | 1 | 59 | 0 |
| 11-22 | at Arizona | 5 | 243 | 48.6 | 3 | 23 | 44.0 | 0 | 0 | 57 | 0 |
| 11-29 | ST. LOUIS | 4 | 193 | 48.3 | 3 | 22 | 42.8 | 0 | 1 | 53 | 0 |
| 12-6 | at Cleveland | 1 | 27 | 27.0 | 0 | 0 | 27.0 | 0 | 0 | 27 | 0 |
| 12-13 | PITTSBURGH | 2 | 96 | 48.0 | 2 | 3 | 46.5 | 0 | 0 | 48 | 0 |
| 12-20 | at San Francisco | 8 | 413 | 51.6 | 6 | 40 | 41.6 | 2 | 0 | 62 | 0 |
| 12-28 | at Denver | 5 | 237 | 47.4 | 2 | 20 | 35.4 | 2 | 1 | 56 | 0 |
| 1-3 | BALTIMORE | 7 | 303 | 43.3 | 6 | 15 | 41.1 | 0 | 3 | 53 | 0 |
| Postseason | | | | | | | | | | | |
| 1-9 | PITTSBURGH | 6 | 225 | 42.5 | 2 | 8 | 41.2 | 0 | 3 | 51 | 0 |
| 2016 / CINCINNATI | | | | | | | | | | | |
| 9-11 | at N.Y. Jets | 3 | 144 | 48.0 | 2 | 11 | 44.3 | 0 | 1 | 58 | 0 |
| 9-18 | at Pittsburgh | 9 | 407 | 45.2 | 5 | 45 | 40.2 | 0 | 3 | 55 | 0 |
| 9-25 | DENVER | 5 | 231 | 46.2 | 1 | 11 | 40.0 | 1 | 3 | 53 | 0 |
| 9-29 | MIAMI | 4 | 184 | 46.0 | 3 | 13 | 42.8 | 0 | 1 | 50 | 0 |
| 10-9 | at Dallas | 5 | 196 | 39.2 | 2 | 10 | 33.2 | 1 | 2 | 44 | 0 |
| 10-16 | at New England | 4 | 164 | 41.0 | 3 | 49 | 28.8 | 0 | 0 | 52 | 0 |
| 10-23 | CLEVELAND | 2 | 89 | 44.5 | 1 | 3 | 33.0 | 1 | 0 | 48 | 0 |
| 10-30 | WASHINGTON | 5 | 261 | 52.5 | 2 | 23 | 43.6 | 1 | 1 | 61 | 0 |
| 11-6 | — BYE — | | | | | | | | | | |
| 11-14 | at N.Y. Giants | 7 | 336 | 48.0 | 4 | 40 | 42.3 | 0 | 2 | 53 | 0 |
| 11-20 | BUFFALO | 6 | 267 | 44.5 | 3 | 33 | 39.0 | 0 | 2 | 54 | 0 |
| 11-27 | at Baltimore | 6 | 283 | 47.2 | 3 | 49 | 35.7 | 1 | 1 | 63 | 0 |
| 12-4 | PHILADELPHIA | 1 | 49 | 49.0 | 1 | 7 | 42.0 | 0 | 0 | 49 | 0 |
| 12-11 | at Cleveland | 5 | 248 | 49.6 | 0 | 0 | 41.6 | 2 | 2 | 72 | 0 |
| 12-18 | PITTSBURGH | 3 | 141 | 47.0 | 1 | 5 | 45.3 | 0 | 1 | 54 | 0 |
| 12-24 | at Houston | 8 | 366 | 45.8 | 4 | 32 | 41.8 | 0 | 3 | 54 | 0 |
| 1-1 | BALTIMORE | 5 | 247 | 49.4 | 3 | 38 | 37.8 | 1 | 1 | 63 | 0 |



ILOKA, GEORGE

S #43

Height: 6-4

Weight: 225

College: Boise State

Experience: 6th-year player in 2017

2016 games-starts: 16-16

Career games-starts: 67-60

Born: 3-31-90

Hometown: Houston, Texas

Acquired: D5c12

Iloka in 2016 played his fourth straight season as Bengals' starting FS ... Tied for team lead in INTs (three) ... Logged seven passes defended and ranked fifth on team in tackles (73) ... Second on defense in snaps played (1050 of possible 1087) ... Tall DB with top-level range and speed ... Has eight career INTs and 29 total passes defended.

Career transactions: Selected by Cincinnati in fifth round of 2012 NFL Draft (167th overall) ... Signed with Bengals on 5-10-12 ... Re-signed with Bengals as unrestricted free agent on 3-10-16.

2016 highlights: Started at FS in Games 1-16, with 73 tackles, three INTs, seven passes defended and one special teams tackle ... Second on team in tackles (10) Oct. 23 vs. Cleveland ... On Oct. 30 vs. Washington in London, intercepted an overthrown Kirk Cousins deep pass at Bengals' 14 in second quarter, and logged five tackles ... On Nov. 14 at N.Y. Giants, had personal season-high of nine tackles, and intercepted deep Eli Manning pass at Bengals' 12 in fourth quarter ... Personal season-high three passes defended Dec. 4 vs. Philadelphia, with one leading to INT by Shawn Williams in fourth quarter; five tackles vs. Eagles ... Logged third INT Dec. 11 at Cleveland, picking off a long Robert Griffin pass from end zone at Cleveland 47 in second quarter and returning to Browns' 26, setting up a FG ... Led secondary with six tackles Dec. 24 at Houston ... Led secondary with eight tackles Jan. 1 vs. Baltimore.

Previous seasons: **2012**—Rookie played in seven games and in Wild Card playoff ... Inactive for remaining contests ... Had two special teams tackles in regular season, both on Sept. 16 vs. Cleveland. **2013**—Started Games 1-16 and Wild Card playoff at SS ... Had one INT, two forced fumbles, a fumble recovery and eight passes defended ... Made first career start Sept. 8 at Chicago, logging four tackles ... Had big stop in win Sept. 16 vs. Pittsburgh, forcing a punt by stopping RB Isaac Redman for one-yard on third-and-two play ... Three tackles Oct. 6 vs. New England, and forced an Aaron Dobson fumble (Patriots recovered) ... On Dec. 1 at San Diego, recovered an Antonio Gates fumble at Bengals 18 on game's opening drive, and he forced a Keenan Allen fumble that Bengals recovered in fourth quarter ... Had first career INT Dec. 22 vs. Minnesota, catching deflected ball while lying on turf at Bengals' 25 following

mid-air battle for pass. **2014**—Started at SS in Games 1-16 and in Wild Card playoff ... Had 74 tackles in regular season (fourth on team), three INTs (tied for second on team) and 10 passes defended (fourth on team) ... On Sept. 14 vs. Atlanta, intercepted two Matt Ryan passes, with 42 return yards ... Led team with eight tackles Sept. 21 vs. Tennessee, and had a pass defended that led to an INT by DE Robert Geathers ... On Oct. 26 at Baltimore, his coverage of Steve Smith Sr. led to key offensive pass interference penalty in final minute, preserving Cincinnati win ... On Nov. 2 vs. Jacksonville, his end-zone INT against Blake Bortles helped seal victory in fourth quarter, ending a Jaguars drive that had reached Cincinnati 14-yard line. **2015**—Played and started 12 games (Games 1-3, 5-11, 13 and 16) at SS ... Missed Game 4 due to ankle injury and Games 12 and 14-15 (groin) ... Led team in tackles with eight (personal season-high) on Nov. 16 vs. Houston ... On Nov. 29 vs. St. Louis, intercepted a Nick Foles deep pass at Bengals 18 in fourth quarter, and his pass breakup in second quarter enabled an INT by S Reggie Nelson ... Also vs. Rams, stopped RB Todd Gurley for three-yard loss on third down on first St. Louis possession, forcing a punt ... In Wild Card playoff vs. Pittsburgh, recovered a Markus Wheaton fumble at Bengals 47 in second quarter.

College: Played four seasons (2008-11) at Boise State, seeing action in all 53 possible games and starting every game his last three seasons ... Broncos went 50-3 in his four seasons, and from 2008-11, they finished with AP national rankings of No. 11, No. 4, No. 10 and No. 8 ... Started 11 games at FS and two at CB as senior in 2011 as BSU posted 12-1 record, outscoring foes by an average of 44-19 ... Earned All-Mountain West Conference first-team honors from league coaches as a senior and closed career with berth in Senior Bowl ... In 2008, was youngest player in the WAC at 17, and played in every game with five starts for team that went 12-0 before losing to Texas Christian in Poinsettia Bowl.

Personal: Hometown is Houston, Texas ... Attended Kempner High School, where he was an all-league selection and team captain as a senior ... Played primarily WR as a prep junior ... Business Communications major at Boise State ... Enjoys dining out, movies and internet shopping ... Last name is pronounced "ie(rhymes with 'tie')-LO-kuh."

GEORGE ILOKA'S STATISTICS

| YEAR | TEAM | G-S | DEFENSE | | | | | | INTERCEPTIONS | | | | | | SCORING | | | | |
|--------|------------|-------|---------|----|-----|---------|----|----|---------------|----|-----|------|----|----|---------|----------|---------|---|-----|
| | | | ST | AT | TT | SKS-YDS | PD | FF | FR-YDS | NO | YDS | AVG | LG | TD | TD | TD-IntRt | TD-FRRt | S | PTS |
| 2012 | Cincinnati | 7-0 | 0 | 0 | 0 | 0-0 | 0 | 0 | 0-0 | 0 | 0 | — | — | 0 | — | — | — | — | — |
| 2013 | Cincinnati | 16-16 | 43 | 24 | 67 | 0-0 | 8 | 2 | 1-0 | 1 | -1 | -1.0 | -1 | 0 | — | — | — | — | — |
| 2014 | Cincinnati | 16-16 | 48 | 26 | 74 | 0-0 | 10 | 0 | 0-0 | 3 | 58 | 19.3 | 28 | 0 | — | — | — | — | — |
| 2015 | Cincinnati | 12-12 | 35 | 12 | 47 | 0-0 | 4 | 0 | 0-0 | 1 | 0 | 0.0 | 0 | 0 | — | — | — | — | — |
| 2016 | Cincinnati | 16-16 | 48 | 25 | 73 | 0-0 | 7 | 0 | 0-0 | 3 | 21 | 7.0 | 21 | 0 | — | — | — | — | — |
| CAREER | | 67-60 | 174 | 87 | 261 | 0-0 | 29 | 2 | 1-0 | 8 | 78 | 9.8 | 28 | 0 | — | — | — | — | — |

| | | SPECIAL TEAMS | | | | | | | | KICKOFF RETURNS | | | | | | PUNT RETURNS | | | | | |
|--------|------------|---------------|----|----|----|--------|----|-----|-----|-----------------|-----|-----|----|----|----|--------------|-----|-----|----|----|----|
| YEAR | TEAM | ST | AT | TT | FF | FR-YDS | BP | BFG | BXP | NO | YDS | AVG | FC | LG | TD | NO | YDS | AVG | FC | LG | TD |
| 2012 | Cincinnati | 2 | 0 | 2 | 0 | 0-0 | 0 | 0 | 0 | — | — | — | — | — | — | — | — | — | — | — | — |
| 2016 | Cincinnati | 1 | 0 | 1 | 0 | 0-0 | 0 | 0 | 0 | — | — | — | — | — | — | — | — | — | — | — | — |
| CAREER | | 3 | 0 | 3 | 0 | 0-0 | 0 | 0 | 0 | — | — | — | — | — | — | — | — | — | — | — | — |

POSTSEASON

| YEAR | TEAM | G-S | DEFENSE | | | | | | INTERCEPTIONS | | | | | | SCORING | | | | |
|--------|------------|-----|---------|----|----|---------|----|----|---------------|----|-----|-----|----|----|---------|----------|---------|---|-----|
| | | | ST | AT | TT | SKS-YDS | PD | FF | FR-YDS | NO | YDS | AVG | LG | TD | TD | TD-IntRt | TD-FRRt | S | PTS |
| 2012 | Cincinnati | 1-0 | 0 | 0 | 0 | 0-0 | 0 | 0 | 0-0 | — | — | — | — | — | — | — | — | — | — |
| 2013 | Cincinnati | 1-1 | 2 | 0 | 2 | 0-0 | 0 | 0 | 0-0 | — | — | — | — | — | — | — | — | — | — |
| 2014 | Cincinnati | 1-1 | 2 | 3 | 5 | 0-0 | 0 | 0 | 0-0 | — | — | — | — | — | — | — | — | — | — |
| 2015 | Cincinnati | 1-1 | 4 | 1 | 5 | 0-0 | 0 | 0 | 1-0 | — | — | — | — | — | — | — | — | — | — |
| CAREER | | 4-3 | 8 | 4 | 12 | 0-0 | 0 | 0 | 1-0 | — | — | — | — | — | — | — | — | — | — |

2016 GAME-BY-GAME

| | | DEFENSE | | | | | | | | INTERCEPTIONS | | | | | | | | | | | |
|--------|----------------|---------------|----|----|---------|---------|----|-----|--------|-----------------|-----|------|----|----|----|--------------|-----|-----|----|----|----|
| DATE | OPPONENT | ST | AT | TT | SKS-YDS | INT-YDS | PD | FF | FR-YDS | NO | YDS | AVG | LG | TD | | | | | | | |
| 9-11 | at N.Y. Jets | 2 | 2 | 4 | 0-0 | 0-0 | 0 | 0 | 0-0 | 0 | 0 | — | — | 0 | | | | | | | |
| 9-18 | at Pittsburgh | 3 | 1 | 4 | 0-0 | 0-0 | 1 | 0 | 0-0 | 0 | 0 | — | — | 0 | | | | | | | |
| 9-25 | DENVER | 4 | 0 | 4 | 0-0 | 0-0 | 0 | 0 | 0-0 | 0 | 0 | — | — | 0 | | | | | | | |
| 9-29 | MIAMI | 2 | 1 | 3 | 0-0 | 0-0 | 0 | 0 | 0-0 | 0 | 0 | — | — | 0 | | | | | | | |
| 10-9 | at Dallas | 0 | 1 | 1 | 0-0 | 0-0 | 0 | 0 | 0-0 | 0 | 0 | — | — | 0 | | | | | | | |
| 10-16 | at New England | 2 | 1 | 3 | 0-0 | 0-0 | 0 | 0 | 0-0 | 0 | 0 | — | — | 0 | | | | | | | |
| 10-23 | CLEVELAND | 8 | 2 | 10 | 0-0 | 0-0 | 0 | 0 | 0-0 | 0 | 0 | — | — | 0 | | | | | | | |
| 10-30 | WASHINGTON | 5 | 0 | 5 | 0-0 | 1-0 | 1 | 0 | 0-0 | 1 | 0 | 0.0 | 0 | 0 | | | | | | | |
| 11-6 | — BYE — | | | | | | | | | | | | | | | | | | | | |
| 11-14 | at N.Y. Giants | 6 | 3 | 9 | 0-0 | 1-0 | 1 | 0 | 0-0 | 1 | 0 | 0.0 | 0 | 0 | | | | | | | |
| 11-20 | BUFFALO | 1 | 0 | 1 | 0-0 | 0-0 | 0 | 0 | 0-0 | 0 | 0 | — | — | 0 | | | | | | | |
| 11-27 | at Baltimore | 2 | 1 | 3 | 0-0 | 0-0 | 0 | 0 | 0-0 | 0 | 0 | — | — | 0 | | | | | | | |
| 12-4 | PHILADELPHIA | 2 | 3 | 5 | 0-0 | 0-0 | 3 | 0 | 0-0 | 0 | 0 | — | — | 0 | | | | | | | |
| 12-11 | at Cleveland | 2 | 1 | 3 | 0-0 | 1-21 | 1 | 0 | 0-0 | 1 | 21 | 21.0 | 21 | 0 | | | | | | | |
| 12-18 | PITTSBURGH | 2 | 2 | 4 | 0-0 | 0-0 | 0 | 0 | 0-0 | 0 | 0 | — | — | 0 | | | | | | | |
| 12-24 | at Houston | 3 | 3 | 6 | 0-0 | 0-0 | 0 | 0 | 0-0 | 0 | 0 | — | — | 0 | | | | | | | |
| 1-1 | BALTIMORE | 4 | 4 | 8 | 0-0 | 0-0 | 0 | 0 | 0-0 | 0 | 0 | — | — | 0 | | | | | | | |
| TOTALS | | 48 | 25 | 73 | 0-0 | 3-21 | 7 | 0 | 0-0 | 3 | 21 | 7.0 | 21 | 0 | | | | | | | |
| | | SPECIAL TEAMS | | | | | | | | KICKOFF RETURNS | | | | | | PUNT RETURNS | | | | | |
| DATE | OPPONENT | ST | AT | TT | FF | FR-YDS | BP | BFG | BXP | NO | YDS | AVG | FC | LG | TD | NO | YDS | AVG | FC | LG | TD |
| 9-11 | at N.Y. Jets | 0 | 0 | 0 | 0 | 0-0 | 0 | 0 | 0 | — | — | — | — | — | — | — | — | — | — | — | — |
| 9-18 | at Pittsburgh | 0 | 0 | 0 | 0 | 0-0 | 0 | 0 | 0 | — | — | — | — | — | — | — | — | — | — | — | — |
| 9-25 | DENVER | 0 | 0 | 0 | 0 | 0-0 | 0 | 0 | 0 | — | — | — | — | — | — | — | — | — | — | — | — |
| 9-29 | MIAMI | 0 | 0 | 0 | 0 | 0-0 | 0 | 0 | 0 | — | — | — | — | — | — | — | — | — | — | — | — |
| 10-9 | at Dallas | 1 | 0 | 1 | 0 | 0-0 | 0 | 0 | 0 | — | — | — | — | — | — | — | — | — | — | — | — |
| 10-16 | at New England | 0 | 0 | 0 | 0 | 0-0 | 0 | 0 | 0 | — | — | — | — | — | — | — | — | — | — | — | — |
| 10-23 | CLEVELAND | 0 | 0 | 0 | 0 | 0-0 | 0 | 0 | 0 | — | — | — | — | — | — | — | — | — | — | — | — |
| 10-30 | WASHINGTON | 0 | 0 | 0 | 0 | 0-0 | 0 | 0 | 0 | — | — | — | — | — | — | — | — | — | — | — | — |
| 11-6 | — BYE — | | | | | | | | | | | | | | | | | | | | |
| 11-14 | at N.Y. Giants | 0 | 0 | 0 | 0 | 0-0 | 0 | 0 | 0 | — | — | — | — | — | — | — | — | — | — | — | — |
| 11-20 | BUFFALO | 0 | 0 | 0 | 0 | 0-0 | 0 | 0 | 0 | — | — | — | — | — | — | — | — | — | — | — | — |
| 11-27 | at Baltimore | 0 | 0 | 0 | 0 | 0-0 | 0 | 0 | 0 | — | — | — | — | — | — | — | — | — | — | — | — |
| 12-4 | PHILADELPHIA | 0 | 0 | 0 | 0 | 0-0 | 0 | 0 | 0 | — | — | — | — | — | — | — | — | — | — | — | — |
| 12-11 | at Cleveland | 0 | 0 | 0 | 0 | 0-0 | 0 | 0 | 0 | — | — | — | — | — | — | — | — | — | — | — | — |
| 12-18 | PITTSBURGH | 0 | 0 | 0 | 0 | 0-0 | 0 | 0 | 0 | — | — | — | — | — | — | — | — | — | — | — | — |
| 12-24 | at Houston | 0 | 0 | 0 | 0 | 0-0 | 0 | 0 | 0 | — | — | — | — | — | — | — | — | — | — | — | — |
| 1-1 | BALTIMORE | 0 | 0 | 0 | 0 | 0-0 | 0 | 0 | 0 | — | — | — | — | — | — | — | — | — | — | — | — |
| TOTALS | | 1 | 0 | 1 | 0 | 0-0 | 0 | 0 | 0 | — | — | — | — | — | — | — | — | — | — | — | — |



JACKSON, WILLIAM

CB #22

Height: 6-0
Weight: 190
College: Houston
Experience: 2nd-year player in 2017

2016 games-starts: 0-0
Career games-starts: 0-0
Born: 10-27-92
Hometown: Houston, Texas
Acquired: D1'16

Bengals' top 2016 draft pick possesses ample size and dazzling speed, but spent season on Reserve/Injured list, due to pectoral muscle tear suffered early in training camp ... Led the nation in 2015 for Houston with a school-record 23 pass breakups and added a career-best five INTs, also leading nation in total passes defended (28) ... Closed his career in style, earning Defensive MVP award in Houston's Chick-fil-A Peach Bowl win over Florida State.

Career transactions: Selected by Cincinnati in first round of 2016 NFL Draft (24th overall) ... Signed with Bengals on 6-10-16.

2016 highlights: In practice on Aug. 1, suffered torn pectoral muscle tendon ... Placed on Reserve/Injured list on Sept. 4, as part of final preseason roster cutdown.

College: Played three seasons (2013-15) at Houston, seeing action in 39 games, with 28 starts ... Played in 2012 at Trinity Valley Community College (Athens, Texas) ... Houston career totals included eight INTs, 48 total passes defended, 115 tackles, three fumble recoveries and two forced fumbles ...

Though he played only three seasons, his 40 career pass breakups rank third in UH history ... Helped lead '15 Cougars to a 13-1 record, tied for best in school history, and to best national ranking (eighth) since 1979 ... His five INTs in '15 included two returned for TDs ... His Defensive MVP performance in '15 season Peach Bowl win over Florida State included two INTs, two additional pass breakups and a career-high 10 tackles ... Set Houston single-game record in American Athletic Conference championship game win over Temple, logging seven pass breakups.


Fast start: In 2013, his first season at Houston, Jackson returned his first major college INT 96 yards for a TD, against Texas-San Antonio. Also in that game, he forced a fumble that a teammate recovered for a TD. Jackson was named Defensive Player of the Week in the American Athletic Conference.

Personal: Hometown is Houston, Texas ... Sociology major in college ... Hobbies include horseback riding ... A two-way standout at Houston's Wheatley High School ... Earned first-team All District honors at DB as a junior and senior, and added 35 receptions for 626 yards and 10 TDs over the two seasons.

WILLIAM JACKSON'S STATISTICS

| | | | DEFENSE | | | | | | | INTERCEPTIONS | | | | | SCORING | | | | |
|--------|------------|-----|---------------|----|----|---------|----|----|--------|---------------|-----|-----|----|----|---------------|----------|---------|---|-----|
| YEAR | TEAM | G-S | ST | AT | TT | SKS-YDS | PD | FF | FR-YDS | NO | YDS | AVG | LG | TD | TD | TD-IntRt | TD-FRRt | S | PTS |
| 2016 | Cincinnati | 0-0 | DID NOT PLAY* | | | | | | | DID NOT PLAY* | | | | | DID NOT PLAY* | | | | |
| CAREER | | 0-0 | 0 | 0 | 0 | 0-0 | 0 | 0 | 0-0 | — | — | — | — | — | — | — | — | — | — |

* NOTE: Jackson was on the Reserve/Injured list for 16 regular-season games with Cincinnati in 2016.



JOHNSON, MICHAEL

DE #90

Height: 6-7

Weight: 280

College: Georgia Tech

Experience: 9th-year player in 2017

2016 games-starts: 16-16

Career games-starts: 125-89

Born: 2-7-87

Hometown: Selma, Ala.

Acquired: FA'15

Johnson played his eighth NFL season, and seventh as a Bengal, in '16 ... Second on D-line in tackles (45) ... Has played in 111 of a possible 112 regular-season games during his Bengals seasons and has also played in all five Cincinnati postseason games in that period.

Career transactions: Selected by Cincinnati in third round of 2009 NFL Draft (70th overall) ... Signed with Bengals on 7-29-09 ... Designated as Bengals franchise player on 3-1-13 ... Re-signed with Bengals as designated franchise player on 3-15-13 ... Signed with Tampa Bay as unrestricted free agent on 3-14-14 ... Contract terminated by Buccaneers on 3-11-15 ... Signed with Cincinnati as free agent on 3-15-15.

2016 general: Started at RDE Games 1-16 ... Had three previous seasons with 15 starts, but started all 16 for first time in his career ... His 45 tackles (second on D-line), included 3.5 sacks ... His 10 QB hits ranked third on team, and his six tackles-for-loss ranked third ... Also had three passes defended.

2016 game-by-game: On Sept. 11 at N.Y. Jets, logged a pass defended on a third-down-and-five attempt, forcing Jets FG ... One tackle and a shared sack Sept. 29 vs. Miami, teaming with Geno Atkins to take down Ryan Tannehill for nine-yard loss ... Led line in tackles (six) Oct. 9 at Dallas ... On Oct. 16 at New England, logged three tackles, a five-yard sack of QB Tom Brady, one additional QB hit and one additional tackle-for-loss ... Led line with five tackles Nov. 14 at N.Y. Giants ... On Nov. 20 vs. Buffalo, credited with a shared sack on four-yard drop of Tyrod Taylor, and had five total tackles plus a pass defended ... On Nov. 27 at Baltimore, led line in tackles (six) and had a five-yard sack of Joe Flacco in second quarter, forcing Ravens to settle for FG ... Four tackles, and teamed with Wallace Gilberry for a shared sack of Tom Savage on Dec. 24 at Houston.

Previous seasons: **2009**—Increased his role as his rookie season progressed and led Bengals D-line in passes defended (five), including key PD in win over Detroit ... Seven special teams tackles ... Had his first entry in sacks column Nov. 8 vs. Baltimore, when he shared a fourth-down, fourth-quarter drop of Joe Flacco to seal victory ... On Dec. 6 vs. Detroit, deflected a Matt Stafford pass that DE Jonathan Fanene intercepted for 45-yard TD, tying score at 7-7 in second quarter ... Also vs. Detroit, had his first solo sack, a nine-yarder against Stafford ... In division-clinching win Dec. 27 vs. Kansas City, had eight-yard sack of Matt Cassel and a fourth-quarter pass defended to force a punt. **2010**—Switched from DE to LB for start of season, but resumed seeing DE action when starters were out with injuries ... Had 10 starts at DE for the year, including the last eight games ... Led Bengals in tackles-for-loss (eight), second in QB pressures (17), and tied for front-seven lead in passes defended (four) ... On Dec. 12 at Pittsburgh, led line with eight tackles, including a sack, and his five QB pressures tied Bengals' individual game-high for season. **2011**—Led Bengals front seven in passes defended (six) ... In win Sept. 11 at Cleveland, intercepted Colt McCoy pass in fourth quarter and tied for team lead in total passes defended (three) ... Had seven tackles on Sept. 18 at Denver, including a sack and forced fumble against Kyle Orton ... Had a nine-yard sack of Curtis Painter on Oct. 16 vs. Indianapolis, and also recovered a first-quarter fumble from Colts TE Dallas Clark ... Seven tackles in key win Dec. 4 at Pittsburgh, including eight-yard sack of Ben Roethlisberger. **2012**—His 11.5 sacks were second-most by a Bengal since 1983, topped only by Geno Atkins' 12.5 (also in '12) ... Second on D-line in tackles (70) ... Third on team in both QB pressures (25) and tackles-for-loss (seven) ... Named AFC Defensive Player of the Week for his performance Sept. 23 at Washington, when he recorded career-high three sacks (for 17

yards) against Robert Griffin III, had two additional QB pressures and led line with seven total tackles ... His three tackles Sept. 16 vs. Cleveland included a five-yard sack of Brandon Weeden, and he recovered a Chris Ogbonnaya fumble at Browns 43 in second quarter ... On Oct. 14 at Cleveland, intercepted a deflected Brandon Weeden pass in first quarter, setting up a TD ... Personal season-high 10 tackles (led D-line and second on team) in playoff-clinching win on Dec. 23 at Pittsburgh, including an eight-yard sack of Ben Roethlisberger ... Three tackles Dec. 30 vs. Baltimore, including two sacks — one of Joe Flacco and one of Tyrod Taylor ... Five tackles in Wild Card playoff at Houston. **2013**—Led Bengals defensive line in tackles (74) and ranked third on team ... Had 3.5 sacks, two forced fumbles and an INT ... Second on line with nine passes defended and second on team with 33 QB pressures ... On Sept. 22 vs. Green Bay, initiated game-winning play when he stopped RB Johnathan Franklin for no gain on fourth-and-one play in fourth quarter and forced a fumble that Bengals returned for TD ... Also vs. Green Bay, had a five-yard sack and a shared eight-yard sack of Aaron Rodgers ... On Nov. 17 vs. Cleveland, made key play in comeback win when he deflected a pass that James Harrison intercepted to set up first Bengals TD ... Also vs. Cleveland, had a fourth-quarter INT, a shared sack and forced fumble. **2014**—Moved to Tampa Bay as unrestricted free agent and played in 14 games, starting 13 ... Totaled 27 tackles, including five for-loss, four sacks and two forced fumbles ... In upset win Sept. 28 at Pittsburgh, set up Bucs for an early 7-0 lead when he sacked Ben Roethlisberger at Steelers nine on game's third scrimmage play, forcing a fumble that Tampa Bay recovered at the five ... Also at Pittsburgh, had three-yard sack of Roethlisberger. **2015**—Returned to Bengals and played in every game ... His 13 QB hits ranked third on team, and he tied for third in tackles for loss (six) ... On Oct. 4 vs. Kansas City, had nine-yard sack of Alex Smith in first quarter and forced a fumble by TE Travis Kelce in third quarter, with Bengals recovering to set up a TD ... On Nov. 1 at Pittsburgh, his 12-yard sack of Ben Roethlisberger on a third down forced a punt ... Six tackles Nov. 22 at Arizona, including six-yard sack of Carson Palmer, a tackle-for-loss on rushing play and a forced fumble (Cardinals recovered) ... Recorded two tackles, a QB hit, and a 10-yard sack of Austin Davis on Dec. 6 at Cleveland ... On Dec. 28 at Denver, logged six tackles, and forced a fourth-quarter fumble by C.J. Anderson that Bengals recovered at their 25, staving off scoring threat and helping send game to overtime ... Led D-line with five tackles, including one for a loss, in Wild Card playoff vs. Pittsburgh.

College: Played in 49 games over four seasons (2005-08) at Georgia Tech ... Team captain as senior, he broke into starting lineup, and his nine sacks helped him earn first-team All-America honors from American Football Coaches Association ... Though he played only one year as a starter, he finished career as a significant playmaker, with 19 sacks, 10 forced fumbles, three blocked FGs and 30.5 tackles for loss ... Posted 17.5 of his tackles for loss as a senior starter ... Having been 10 classes short of his college degree when he was drafted by the Bengals in 2009, Johnson returned to Georgia Tech to complete those courses in the offseasons of '11, '13 and '15 to earn his bachelor's degree in business administration, which he received in May of '15.

Personal: Hometown is Selma, Ala. ... Attended Dallas County High School, playing DE and TE, and as a senior, he caught 42-for-650 with six TDs while adding 92 tackles with 14 sacks ... Also an outstanding prep basketball player, averaging 16 points and 10 rebounds as a junior ... Married (wife Dennice) with a son, Maximus ... Favorite hobby is listening to music ... Enjoys community work with children's causes, and has started a foundation, the MJ93 Fund ... In March 2015, returned to his hometown to attend the Selma 50th Anniversary Bridge Crossing Jubilee, commemorating the historic 1965 Selma-to-Montgomery civil rights march.

MICHAEL JOHNSON'S STATISTICS

| | | | DEFENSE | | | | | | | INTERCEPTIONS | | | | | SCORING | | | | | | | |
|-------------|------------|--------|---------------|-----|-----|----------|--------|----|--------|-----------------|-----|-----|-----|----|--------------|----------|---------|-----|-----|----|----|----|
| YEAR | TEAM | G-S | ST | AT | TT | SKS-YDS | PD | FF | FR-YDS | NO | YDS | AVG | LG | TD | TD | TD-IntRt | TD-FRRt | S | PTS | | | |
| 2009 | Cincinnati | 16-0 | 11 | 5 | 16 | 3-26 | 5 | 0 | 0-0 | 0 | 0 | — | — | 0 | — | — | — | — | — | | | |
| 2010 | Cincinnati | 16-10 | 22 | 27 | 49 | 2.5-10 | 4 | 0 | 0-0 | 0 | 0 | — | — | 0 | — | — | — | — | — | | | |
| 2011 | Cincinnati | 16-5 | 27 | 24 | 51 | 6-39.5 | 6 | 1 | 1-0 | 1 | 0 | 0.0 | 0 | 0 | — | — | — | — | — | | | |
| 2012 | Cincinnati | 16-15 | 40 | 30 | 70 | 11.5-71 | 3 | 0 | 1-0 | 1 | 3 | 3.0 | 3 | 0 | — | — | — | — | — | | | |
| 2013 | Cincinnati | 15-15 | 42 | 32 | 74 | 3.5-23 | 9 | 2 | 0-0 | 1 | 7 | 7.0 | 7 | 0 | — | — | — | — | — | | | |
| 2014 | Tampa Bay | 14-13 | 20 | 7 | 27 | 4-22 | 0 | 2 | 0-0 | 0 | 0 | — | — | 0 | — | — | — | — | — | | | |
| 2015 | Cincinnati | 16-15 | 29 | 13 | 42 | 5-42 | 2 | 3 | 1-0 | 0 | 0 | — | — | 0 | — | — | — | — | — | | | |
| 2016 | Cincinnati | 16-16 | 32 | 13 | 45 | 3.5-19 | 3 | 0 | 0-0 | 0 | 0 | — | — | 0 | — | — | — | — | — | | | |
| CIN. TOTALS | | 111-76 | 203 | 144 | 347 | 35-230.5 | 32 | 6 | 3-0 | 3 | 10 | 3.3 | 7 | 0 | — | — | — | — | — | | | |
| T.B. TOTALS | | 14-13 | 20 | 7 | 27 | 4-22 | 0 | 2 | 0-0 | 0 | 0 | — | — | 0 | — | — | — | — | — | | | |
| CAREER | | 125-89 | 223 | 151 | 374 | 39-252.5 | 32 | 8 | 3-0 | 3 | 10 | 3.3 | 7 | 0 | — | — | — | — | — | | | |
| | | | SPECIAL TEAMS | | | | | | | KICKOFF RETURNS | | | | | PUNT RETURNS | | | | | | | |
| YEAR | TEAM | | ST | AT | TT | FF | FR-YDS | BP | BFG | BXP | NO | YDS | AVG | FC | LG | TD | NO | YDS | AVG | FC | LG | TD |
| 2009 | Cincinnati | | 5 | 2 | 7 | 0 | 0-0 | 0 | 0 | 0 | — | — | — | — | — | — | — | — | — | — | — | — |
| 2010 | Cincinnati | | 1 | 0 | 1 | 0 | 1-0 | 0 | 0 | 0 | — | — | — | — | — | — | — | — | — | — | — | — |
| CAREER | | | 6 | 2 | 8 | 0 | 1-0 | 0 | 0 | 0 | — | — | — | — | — | — | — | — | — | — | — | — |

POSTSEASON

| | | | DEFENSE | | | | | | | INTERCEPTIONS | | | | | SCORING | | | | | | | |
|--------|------------|-----|---------------|----|----|---------|--------|----|--------|-----------------|-----|-----|-----|----|---------|--------------|---------|-----|-----|----|----|----|
| YEAR | TEAM | G-S | ST | AT | TT | SKS-YDS | PD | FF | FR-YDS | NO | YDS | AVG | LG | TD | TD | TD-IntRt | TD-FRRt | S | PTS | | | |
| 2009 | Cincinnati | 1-0 | 0 | 1 | 1 | 0-0 | 0 | 0 | 0-0 | — | — | — | — | — | — | — | — | — | — | | | |
| 2011 | Cincinnati | 1-0 | 0 | 1 | 1 | 0-0 | 0 | 0 | 0-0 | — | — | — | — | — | — | — | — | — | — | | | |
| 2012 | Cincinnati | 1-1 | 2 | 3 | 5 | 0-0 | 0 | 0 | 0-0 | — | — | — | — | — | — | — | — | — | — | | | |
| 2013 | Cincinnati | 1-1 | 1 | 2 | 3 | 0-0 | 0 | 0 | 0-0 | — | — | — | — | — | — | — | — | — | — | | | |
| 2015 | Cincinnati | 1-1 | 4 | 1 | 5 | 0-0 | 0 | 0 | 0-0 | — | — | — | — | — | — | — | — | — | — | | | |
| CAREER | | 5-3 | 7 | 8 | 15 | 0-0 | 0 | 0 | 0-0 | — | — | — | — | — | — | — | — | — | — | | | |
| | | | SPECIAL TEAMS | | | | | | | KICKOFF RETURNS | | | | | | PUNT RETURNS | | | | | | |
| YEAR | TEAM | | ST | AT | TT | FF | FR-YDS | BP | BFG | BXP | NO | YDS | AVG | FC | LG | TD | NO | YDS | AVG | FC | LG | TD |
| 2009 | Cincinnati | | 1 | 1 | 2 | 0 | 0-0 | 0 | 0 | 0 | — | — | — | — | — | — | — | — | — | — | — | — |
| CAREER | | | 1 | 1 | 2 | 0 | 0-0 | 0 | 0 | 0 | — | — | — | — | — | — | — | — | — | — | — | — |

2016 GAME-BY-GAME

| | | DEFENSE | | | | | | | | INTERCEPTIONS | | | | |
|--------|----------------|---------|----|----|---------|---------|----|----|--------|---------------|-----|-----|----|----|
| DATE | OPPONENT | ST | AT | TT | SKS-YDS | INT-YDS | PD | FF | FR-YDS | NO | YDS | AVG | LG | TD |
| 9-11 | at N.Y. Jets | 0 | 2 | 2 | 0-0 | 0-0 | 1 | 0 | 0-0 | — | — | — | — | — |
| 9-18 | at Pittsburgh | 3 | 1 | 4 | 0-0 | 0-0 | 0 | 0 | 0-0 | — | — | — | — | — |
| 9-25 | DENVER | 0 | 0 | 0 | 0-0 | 0-0 | 0 | 0 | 0-0 | — | — | — | — | — |
| 9-29 | MIAMI | 0 | 1 | 1 | 0.5-4.5 | 0-0 | 0 | 0 | 0-0 | — | — | — | — | — |
| 10-9 | at Dallas | 5 | 1 | 6 | 0-0 | 0-0 | 0 | 0 | 0-0 | — | — | — | — | — |
| 10-16 | at New England | 2 | 1 | 3 | 1-5 | 0-0 | 0 | 0 | 0-0 | — | — | — | — | — |
| 10-23 | CLEVELAND | 3 | 0 | 3 | 0-0 | 0-0 | 0 | 0 | 0-0 | — | — | — | — | — |
| 10-30 | WASHINGTON | 1 | 0 | 1 | 0-0 | 0-0 | 0 | 0 | 0-0 | — | — | — | — | — |
| 11-6 | — BYE — | | | | | | | | | | | | | |
| 11-14 | at N.Y. Giants | 4 | 1 | 5 | 0-0 | 0-0 | 0 | 0 | 0-0 | — | — | — | — | — |
| 11-20 | BUFFALO | 3 | 2 | 5 | 0.5-2 | 0-0 | 1 | 0 | 0-0 | — | — | — | — | — |
| 11-27 | at Baltimore | 6 | 0 | 6 | 1-5 | 0-0 | 0 | 0 | 0-0 | — | — | — | — | — |
| 12-4 | PHILADELPHIA | 1 | 0 | 1 | 0-0 | 0-0 | 0 | 0 | 0-0 | — | — | — | — | — |
| 12-11 | at Cleveland | 0 | 1 | 1 | 0-0 | 0-0 | 1 | 0 | 0-0 | — | — | — | — | — |
| 12-18 | PITTSBURGH | 1 | 0 | 1 | 0-0 | 0-0 | 0 | 0 | 0-0 | — | — | — | — | — |
| 12-24 | at Houston | 2 | 2 | 4 | 0.5-2.5 | 0-0 | 0 | 0 | 0-0 | — | — | — | — | — |
| 1-1 | BALTIMORE | 1 | 1 | 2 | 0-0 | 0-0 | 0 | 0 | 0-0 | — | — | — | — | — |
| TOTALS | | 32 | 13 | 45 | 3.5-19 | 0-0 | 3 | 0 | 0-0 | — | — | — | — | — |



JOHNSON, T.J.

C #60

Height: 6-4
Weight: 295
College: South Carolina
Experience: 4th-year player in 2017

2016 games-starts: 16-1
Career games-starts: 32-1
Born: 7-17-90
Hometown: Aynor, S.C.
Acquired: D7b'13

Johnson played in every game in 2016, with a start at LG in season finale, replacing injured Clint Boling ... Saw action on offense as an injury replacement in Game 6, and was in line rotation in Game 12 ... Played in 12 games in '15 season, and on roster for all of 2014, playing in four games ... At South Carolina, started school-record 53 straight games, playing both G and C positions.

Career transactions: Selected by Cincinnati in seventh round of 2013 NFL Draft (251st overall) ... Signed with Bengals on 5-10-13 ... Waived by Bengals on 8-31-13 ... Signed to Bengals practice squad on 9-1-13 ... Signed to Bengals roster on 1-6-14 ... Re-signed with Bengals on 3-17-16.

2016 highlights: Played in Games 1-16, with first pro start, at LG, in Game 16 ... Saw brief action on offense Sept. 29 vs. Miami ... Played as part of first offensive unit in second half on Oct. 16 at New England, replacing injured Russell Bodine ... Spelled Bodine for 15 snaps Nov. 27 at Baltimore ... Started at LG on Jan. 1 vs. Baltimore, aiding Rex Burkhead's first career 100-yard rushing game (27-119).

Previous seasons: **2013**—On practice squad for Games 1-16 and for Wild Card playoff ... Played in all four preseason games. **2014**—Played in four games (Games 3 and 12-14) ... Inactive for Games 1-2 and 16, and active/DNP for Games 4-11, 15 and Wild Card playoff ... Made his NFL debut on Sept. 21 vs. Tennessee ... Played in all four preseason games. **2015**—Played in Games 5-16 and in Wild Card playoff ... Active/DNP for Games 1-4 ... Had season-high eight snaps with offense on Nov. 5 vs. Cleveland and seven snaps on Dec. 6 at Cleveland.

College: Played four seasons (2009-12) at South Carolina, with a redshirt year in '08 ... Started all 53 possible games of college career (a school record) ... Played guard freshman season, before switching to center for final three seasons ... A standout in weight room, he twice earned South Carolina's annual award for outstanding effort ... Helped Gamecocks to 38-15 record, and became only player in school history to start in four wins over archrival Clemson

... Anchored middle of line that paved way for one of SEC's most productive running attacks, which featured All-American HB Marcus Lattimore ... Was 2012 team captain as senior, and named second-team All-SEC by league's coaches.

Personal: Hometown is Aynor, S.C. ... Attended Aynor High School, where he earned Associated Press First-Team All-State honors as a senior ... Graduated from South Carolina with a sport and entertainment management degree ... Was academic All-SEC three times, and posted a 3.82 grade point average.

NOTE ABOUT NFL EXPERIENCE: Johnson did not earn an accrued year of experience toward NFL free agency in 2013 because he was not on a 53-player roster, a Reserve/Injured list or a Reserve/Physically Unable to Perform list for the required minimum of six games that season.

T.J. JOHNSON'S STATISTICS

GAMES-STARTS

| YEAR | TEAM | GAMES | STARTS |
|--------|-----------------|-------|---------------|
| 2013 | Cincinnati..... | | *DID NOT PLAY |
| 2014 | Cincinnati..... | 4 | 0 |
| 2015 | Cincinnati..... | 12 | 0 |
| 2016 | Cincinnati..... | 16 | 1 |
| CAREER | | 32 | 1 |

POSTSEASON

GAMES-STARTS

| YEAR | TEAM | GAMES | STARTS |
|--------|-----------------|-------|---------------|
| 2013 | Cincinnati..... | | *DID NOT PLAY |
| 2014 | Cincinnati..... | | *DID NOT PLAY |
| 2015 | Cincinnati..... | 1 | 0 |
| CAREER | | 1 | 0 |

* NOTE: Johnson was on the practice squad for 16 regular-season games and one postseason game with Cincinnati in 2013. He was active/DNP for one postseason game with Cincinnati in 2014.



JONES, ADAM

CB #24

Height: 5-10
Weight: 185
College: West Virginia
Experience: 11th-year player in 2017

2016 games-starts: 16-16
Career games-starts: 130-93
Born: 9-30-83
Hometown: Atlanta, Ga.
Acquired: FA'10

Jones returned to starting RCB spot in '16 after earning his first career Pro Bowl berth in 2015 ... Led defense in snaps played (1057 of possible 1087) ... Also among NFL's most dangerous kick returners, but his KR availability was limited in '16 due to his responsibilities on defense ... Leads Bengals in career punt return (10.70) and kickoff return (26.35) averages ... Turned in best KR year in Bengals history in '14, leading NFL in KOR (31.3) and finishing second in punt return (12.0) ... Earned nod as first-team kick returner for '14 on pro football's flagship all-star squad, the Associated Press All-Pro team ... Has five career PRs for TDs, including one for Bengals, tied for second among active players.

Career transactions: Selected by Tennessee in first round of 2005 NFL Draft (sixth overall) ... Signed with Titans on 8-23-05 ... Re-signed with Titans on 4-26-08 ... Traded by Titans to Dallas on 4-27-08 for Cowboys' fourth-round selection in 2008 NFL Draft ... Waived by Cowboys on 2-9-09 ... Signed with Cincinnati as free agent on 5-10-10 ... Re-signed with Bengals as unrestricted free agent on 3-23-11 ... Re-signed with Bengals as unrestricted free agent on 3-25-13 ... Re-signed with Bengals as unrestricted free agent on 3-15-16.

Pro Bowl participation: Earned his first Pro Bowl nod for 2015 season game at Honolulu, added to roster as an alternate, and started for victorious Team Irvin, with one tackle.

2016 highlights: Started at RCB in Games 1-16, totaling 66 tackles (sixth on team), one INT, seven passes defended and a forced fumble ... Four KOR for 19.8-yard average and 10 punt returns for 5.1 average ... On Sept. 18 at Pittsburgh, intercepted Ben Roethlisberger pass at Bengals' 21 in first quarter, returning two yards, and also had four tackles and additional pass defended ... Seven tackles Sept. 25 vs. Denver, and forced fumble on WR Demaryius Thomas that Bengals recovered at Broncos' 27 ... Five tackles and a pass defended on Oct. 9 at Dallas ... Five tackles and pass defended Nov. 20 vs. Buffalo ... Three tackles Nov. 27 at Baltimore ... Personal season-high nine tackles Dec. 4 vs. Philadelphia ... Three tackles and two passes defended (both in end zone) Dec. 18 vs. Pittsburgh ... Six tackles Jan. 1 vs. Baltimore.

Previous seasons: **2005**—Primary starter for Tennessee at RCB, he led team in passes defended (12) and logged 53 tackles ... Ranked fourth in NFL in KORs (26.2) and fifth in AFC in punt returns (9.4) ... Named to Pro Football Weekly all-rookie team as punt returner ... Had 85-yard KOR on Nov. 20 vs. Jacksonville ... On Dec. 11 vs. Houston, his 52-yard PR was Titans' only TD in 13-10 win, and he was named AFC Special Teams Player of the Week. **2006**—Started 15 games for Tennessee ... His four INTs included 83-yard return for TD on Dec. 17 vs. Jacksonville, and his NFL-leading 12.9-yard PR average included three returns for TDs, tying franchise record ... Second on team in passes defended (14) ... On Oct. 29 vs. Houston, sparked 28-22 win with a 53-yard PR TD in fourth quarter, and logged his first career INT (off Sage Rosenfels) ... On Nov. 19 at Philadelphia, aided 31-13 win with PR of 90 yards for TD, setting a Titans record ... Two INTs off Eli Manning in Nov. 26 comeback win vs. N.Y. Giants ... On Dec. 31 vs. New England, had an 81-yard PR for TD and a 47-yard KOR, and his 259 total kick return yards for the game was the NFL's season high ... Saw spot duty on offense for Titans, gaining eight yards on two rushing attempts and 17 yards on two receptions. **2007**—Suspended indefinitely by NFL (player conduct policy) on April 10, and remained on suspension through entire season. **2008**—Re-signed with Titans on April 26 (while still on suspension), and was traded April 27 to Dallas for fourth-round selection in '08 draft ... Suspension lifted by NFL on Aug. 28, and started for Dallas in Games 1-6 before again being suspended under player conduct policy, missing Games 7-12 ... Reinstated and played in three of the last four games. **2009**—Not with an NFL team. **2010**—Signed as free agent with Bengals in May ... Played in five games, but suffered neck injury Oct. 24 at Atlanta and was placed Oct. 26 on Reserve/Injured list ... In his limited action for Cincinnati, had an INT, a forced fumble and two fumble recoveries, with a fumble return for a TD ... On Oct. 24 at Atlanta, stripped ball from WR Roddy White at Bengals' 41 and ran 59 yards after recovery for a TD to give Bengals a 25-24 third-quarter lead. **2011**—Opened second Bengals season

on Reserve/Physically Unable to Perform list, due to rehab from offseason neck surgery ... Made season debut Oct. 30 at Seattle and had 63-yard PR on his first play, but strained a hamstring, did not return and missed next two games ... For the season, played in eight games, with seven starts at RCB in place of injured Leon Hall, and also started at RCB in Wild Card playoff ... His 63-yard PR Oct. 30 at Seattle set up a TD ... Led secondary with six tackles Nov. 20 at Baltimore, including two TD-saving plays — an open-field tackle on WR Torrey Smith, leading to a Nate Clements INT two plays later, and a tackle of RB Ray Rice after 59-yard gain to Bengals six, after which Bengals forced Ravens to settle for FG ... Five tackles and a pass defended in Wild Card playoff at Houston. **2012**—Made early mark in the return game on Sept. 16 at Cleveland, taking game's opening punt 81 yards for a TD in eventual seven-point win ... Named AFC Special Teams Player of the Week for his Cleveland performance ... On Nov. 11 vs. N.Y. Giants, had a 63-yard PR to set up a TD ... Also vs. Giants, forced a fumble (Bengals recovered) against RB Ahmad Bradshaw in the red zone. **2013**—Assumed starting RCB job after a season-ending injury to Leon Hall in Game 5 ... Tied for team lead with three INTs, and led team with 18 passes defended ... On Oct. 6 vs. New England, and had an acrobatic, game-sealing INT at Cincinnati 3 with 0:16 to play ... On Oct. 27 vs. Jets, scored 60-yard TD on return of an intercepted Geno Smith pass ... Two passes defended Oct. 31 at Miami, and recovered a Lamar Miller fumble two yards deep in end zone, returning 43 yards to Bengals 41 ... On Dec. 15 vs. Pittsburgh, intercepted a Ben Roethlisberger pass at Cincinnati two-yard line, and recorded five tackles (two for loss) ... Led secondary with seven tackles in Wild Card Playoff vs. San Diego. **2014**—Turned in best season in Bengals history in overall kick returns, leading NFL in KOR average (31.3) and ranking second in PR average (12.0) ... No previous Bengal had finished in even the top 10 in both categories for a season ... Had 63 tackles, three INTs, 11 passes defended and a fumble recovery ... Had a 47-yard PR to set up a Bengals TD on Oct. 5 at New England ... On Oct. 12 vs. Carolina, had a 97-yard KOR to set up TD, longest play in Bengals history not for a TD ... Had four tackles and a fourth-quarter INT of Peyton Manning in playoff-clinching win Dec. 22 vs. Denver, and had an 80-yard KOR in third quarter, setting up TD ... Led secondary in tackles (six) in Wild Card playoff at Indianapolis. **2015**—Played key defensive role in season-opening win Sept. 13 at Oakland, as his forced fumble against QB Derek Carr cut short a Raiders comeback bid, and he also had a pass defended and led team with 10 tackles, including several solo stops in open field ... On Sept. 27 at Baltimore, jumped the route on a short pass to FB Kyle Juszczyk and got INT to give Bengals possession at Ravens 30, setting up TD for 14-0 lead ... In comeback win on Oct. 11 vs. Seattle, his 35-yard PR helped set up a TD in fourth quarter, and his 19-yarder helped set up winning FG in overtime ... On Dec. 20 at San Francisco, logged three tackles and his third INT of the season, returning it 14 yards to Bengals 42 in second quarter ... Two tackles in Wild Card playoff vs. Pittsburgh.

College: Played three seasons (2002-04) at West Virginia before declaring for NFL Draft after junior year ... Named first-team All-American as junior by College Football News, after leading team in tackles (76) and posting two sacks and three INTs; also named Big East Special Teams Player of the Year, averaging 14.6 yards with a TD on punt returns and 23.4 yards on KORs ... For his career, played 36 games with 22 starts, with 201 tackles, eight INTs, 30 total passes defended, two sacks, two fumble recoveries and two forced fumbles.

Personal: Hometown is Atlanta, Ga. ... Attended Westlake High School, where as a DB and RB he earned Class 4A All-State honors and was named his conference's player of the year ... Also earned prep All-America honors in basketball, and ran track ... Special education major at West Virginia, and was a member of Athletic Director's Academic Honor roll ... Has two daughters, Zaniyah Christine and Trinity Alexandria ... Hobbies include dirt bike riding, listening to music, and his dog, Macho.

NOTE ABOUT NFL EXPERIENCE: Jones did not earn an accrued year of experience toward NFL free agency in 2007 or '09 because he was not on a 53-player roster, a Reserve/Injured list or a Reserve/Physically Unable to Perform list for the required minimum of six games in either season.

ADAM JONES' STATISTICS

| | | | DEFENSE | | | | | | | INTERCEPTIONS | | | | | SCORING | | | | |
|--------------|------------|--------|----------------|----|-----|---------|-----|----|--------|----------------|-----|------|-----|----|----------------|----------|---------|---|-----|
| YEAR | TEAM | G-S | ST | AT | TT | SKS-YDS | PD | FF | FR-YDS | NO | YDS | AVG | LG | TD | TD | TD-IntRt | TD-FRRt | S | PTS |
| 2005 | Tennessee | 15-13 | 43 | 10 | 53 | 0-0 | 12 | 0 | 0-0 | 0 | 0 | — | — | 0 | *1 | 0 | 0 | 0 | 6 |
| 2006 | Tennessee | 15-15 | 54 | 13 | 67 | 1-3 | 14 | 1 | 0-0 | 4 | 130 | 32.5 | 83t | 1 | *4 | 1 | 0 | 0 | 24 |
| 2007 | Tennessee | 0-0 | DID NOT PLAY** | | | | | | | DID NOT PLAY** | | | | | DID NOT PLAY** | | | | |
| 2008 | Dallas | 9-6 | 27 | 6 | 33 | 0-0 | 13 | 1 | 1-21 | 0 | 0 | — | — | 0 | 0 | 0 | 0 | 0 | 0 |
| 2009 | — | 0-0 | DID NOT PLAY** | | | | | | | DID NOT PLAY** | | | | | DID NOT PLAY** | | | | |
| 2010 | Cincinnati | 5-1 | 10 | 3 | 13 | 0-0 | 2 | 1 | 1-59 | 1 | 10 | 10.0 | 10 | 0 | 1 | 0 | 1 | 0 | 6 |
| 2011 | Cincinnati | 8-7 | 24 | 7 | 31 | 0-0 | 7 | 0 | 0-0 | 0 | 0 | — | — | 0 | 0 | 0 | 0 | 0 | 0 |
| 2012 | Cincinnati | 16-5 | 32 | 11 | 43 | 1-6 | 11 | 1 | 0-0 | 0 | 0 | — | — | 0 | *1 | 0 | 0 | 0 | 6 |
| 2013 | Cincinnati | 16-13 | 44 | 12 | 56 | 0-0 | 18 | 1 | 2-43 | 3 | 60 | 20.0 | 60t | 1 | 1 | 1 | 0 | 0 | 6 |
| 2014 | Cincinnati | 16-3 | 51 | 12 | 63 | 0-0 | 11 | 0 | 1-0 | 3 | 23 | 7.7 | 12 | 0 | 0 | 0 | 0 | 0 | 0 |
| 2015 | Cincinnati | 14-14 | 53 | 9 | 62 | 1-1 | 12 | 1 | 0-0 | 3 | 14 | 4.7 | 14 | 0 | 0 | 0 | 0 | 0 | 0 |
| 2016 | Cincinnati | 16-16 | 54 | 12 | 66 | 0-0 | 7 | 1 | 0-0 | 1 | 2 | 2.0 | 2 | 0 | 0 | 0 | 0 | 0 | 0 |
| TENN. TOTALS | | 30-28 | 97 | 23 | 120 | 1-3 | 26 | 1 | 0-0 | 4 | 130 | 32.5 | 83t | 1 | 5 | 1 | 0 | 0 | 30 |
| DALL. TOTALS | | 9-6 | 27 | 6 | 33 | 0-0 | 13 | 1 | 1-21 | 0 | 0 | — | — | 0 | 0 | 0 | 0 | 0 | 0 |
| CIN. TOTALS | | 91-59 | 268 | 66 | 334 | 2-7 | 68 | 5 | 4-102 | 11 | 109 | 9.9 | 60t | 1 | 3 | 1 | 1 | 0 | 18 |
| CAREER | | 130-93 | 392 | 95 | 487 | 3-10 | 107 | 7 | 5-123 | 15 | 239 | 15.9 | 83t | 2 | 8 | 2 | 1 | 0 | 48 |

| YEAR | TEAM | SPECIAL TEAMS | | | | | | | | | KICKOFF RETURNS | | | | | | PUNT RETURNS | | | | | |
|--------------|------------|---------------|----|----|----|--------|----|-----|-----|--|-----------------|--------|------|----|-----|----|--------------|------|------|----|-----|----|
| | | ST | AT | TT | FF | FR-YDS | BP | BFG | BXP | | NO | YDS | AVG | FC | LG | TD | NO | YDS | AVG | FC | LG | TD |
| 2005 | Tennessee | 1 | 0 | 1 | 0 | 0-0 | 0 | 0 | 0 | | 43 | 1127 | 26.2 | 0 | 85 | 0 | 29 | 272 | 9.4 | 8 | 52t | 1 |
| 2006 | Tennessee | 0 | 0 | 0 | 0 | 0-0 | 0 | 0 | 0 | | 20 | 521 | 26.1 | 0 | 70 | 0 | 34 | 440 | 12.9 | 3 | 90t | 3 |
| 2008 | Dallas | 0 | 0 | 0 | 0 | 0-0 | 0 | 0 | 0 | | 7 | 155 | 22.1 | 0 | 41 | 0 | 21 | 95 | 4.5 | 0 | 18 | 0 |
| 2010 | Cincinnati | 0 | 0 | 0 | 0 | 1-0 | 0 | 0 | 0 | | 7 | 134 | 19.1 | 0 | 29 | 0 | 5 | 33 | 6.6 | 0 | 27 | 0 |
| 2011 | Cincinnati | 0 | 0 | 0 | 0 | 0-0 | 0 | 0 | 0 | | 0 | ***-12 | — | 0 | -12 | 0 | 2 | 67 | 33.5 | 0 | 63 | 0 |
| 2012 | Cincinnati | 2 | 1 | 3 | 0 | 0-0 | 0 | 0 | 0 | | 3 | 64 | 21.3 | 0 | 31 | 0 | 26 | 301 | 11.6 | 0 | 81t | 1 |
| 2013 | Cincinnati | 1 | 0 | 1 | 0 | 0-0 | 0 | 0 | 0 | | 0 | 0 | — | 0 | — | 0 | 11 | 88 | 8.0 | 0 | 27 | 0 |
| 2014 | Cincinnati | 0 | 0 | 0 | 0 | 0-0 | 0 | 0 | 0 | | 27 | 844 | 31.3 | 0 | 97 | 0 | 22 | 265 | 12.0 | 1 | 47 | 0 |
| 2015 | Cincinnati | 0 | 0 | 0 | 0 | 0-0 | 0 | 0 | 0 | | 10 | 235 | 23.5 | 0 | 49 | 0 | 16 | 179 | 11.2 | 1 | 35 | 0 |
| 2016 | Cincinnati | 0 | 0 | 0 | 0 | 0-0 | 0 | 0 | 0 | | 4 | 79 | 19.8 | 0 | 23 | 0 | 10 | 51 | 5.1 | 0 | 15 | 0 |
| TENN. TOTALS | | 1 | 0 | 1 | 0 | 0-0 | 0 | 0 | 0 | | 63 | 1648 | 26.2 | 0 | 85 | 0 | 63 | 712 | 11.3 | 11 | 90t | 4 |
| DALL. TOTALS | | 0 | 0 | 0 | 0 | 0-0 | 0 | 0 | 0 | | 7 | 155 | 22.1 | 0 | 41 | 0 | 21 | 95 | 4.5 | 0 | 18 | 0 |
| CIN. TOTALS | | 3 | 1 | 4 | 0 | 1-0 | 0 | 0 | 0 | | 51 | 1344 | 26.4 | 0 | 97 | 0 | 92 | 984 | 10.7 | 2 | 81t | 1 |
| CAREER | | 4 | 1 | 5 | 0 | 1-0 | 0 | 0 | 0 | | 121 | 3147 | 26.0 | 0 | 97 | 0 | 176 | 1791 | 10.2 | 13 | 90t | 5 |

| | | PASSING | | | | | | | | | | | |
|--------|-----------|---------|-----|------|-----|---------|----|-----|-----|------|----|---------|-----|
| YEAR | TEAM | ATT | CMP | CMP% | YDS | YDS/ATT | TD | TD% | INT | INT% | LG | SKD-YDS | RAT |
| 2005 | Tennessee | 0 | 0 | — | 0 | — | 0 | — | 0 | — | — | 1-13 | — |
| CAREER | | 0 | 0 | — | 0 | — | 0 | — | 0 | — | — | 1-13 | — |

| | | RUSHING | | | | | RECEIVING | | | | |
|--------|-----------|---------|-----|-----|----|----|-----------|-----|------|----|----|
| YEAR | TEAM | ATT | YDS | AVG | LG | TD | NO | YDS | AVG | LG | TD |
| 2006 | Tennessee | 2 | 8 | 4.0 | 7 | 0 | 2 | 31 | 15.5 | 17 | 0 |
| CAREER | | 2 | 8 | 4.0 | 7 | 0 | 2 | 31 | 15.5 | 17 | 0 |

KICKOFF RETURN SINGLE-GAME HIGHS: RETURNS—7 (for Tennessee; 12-31-06 vs. New England). YARDS—196 (for Tennessee; 11-20-05 vs. Jacksonville). LONG—97 (for Cincinnati; 10-12-14 vs. Carolina). TOUCHDOWNS—(none).

PUNT RETURN SINGLE-GAME HIGHS: RETURNS—8 (for Tennessee; 12-24-05 at Miami). YARDS—101 (for Tennessee; 12-31-06 vs. New England). LONG—90t (for Tennessee; 11-19-06 at Philadelphia). TOUCHDOWNS—1 (five times; most recently for Cincinnati on 9-16-12 vs. Cleveland).

POSTSEASON

| YEAR | TEAM | G-S | DEFENSE | | | | | | | INTERCEPTIONS | | | | | | SCORING | | | | |
|--------------|------------|-----|---------|----|----|----------------|----|----|--------|----------------|-----|-----|----|----|--|----------------|----------|---------|---|-----|
| | | | ST | AT | TT | SKS-YDS | PD | FF | FR-YDS | NO | YDS | AVG | LG | TD | | TD | TD-IntRt | TD-FRRt | S | PTS |
| 2007 | Tennessee | 0-0 | | | | DID NOT PLAY** | | | | DID NOT PLAY** | | | | | | DID NOT PLAY** | | | | |
| 2011 | Cincinnati | 1-1 | 3 | 2 | 5 | 0-0 | 1 | 0 | 0-0 | — | — | — | — | — | | — | — | — | — | — |
| 2012 | Cincinnati | 1-0 | 1 | 0 | 1 | 0-0 | 1 | 0 | 0-0 | — | — | — | — | — | | — | — | — | — | — |
| 2013 | Cincinnati | 1-1 | 7 | 0 | 7 | 0-0 | 0 | 0 | 0-0 | — | — | — | — | — | | — | — | — | — | — |
| 2014 | Cincinnati | 1-1 | 4 | 2 | 6 | 0-0 | 0 | 0 | 0-0 | — | — | — | — | — | | — | — | — | — | — |
| 2015 | Cincinnati | 1-1 | 1 | 1 | 2 | 0-0 | 0 | 0 | 0-0 | — | — | — | — | — | | — | — | — | — | — |
| TENN. TOTALS | | | 0 | 0 | 0 | 0-0 | 0 | 0 | 0-0 | — | — | — | — | — | | — | — | — | — | — |
| CIN. TOTALS | | | 16 | 5 | 21 | 0-0 | 2 | 0 | 0-0 | — | — | — | — | — | | — | — | — | — | — |
| CAREER | | | 16 | 5 | 21 | 0-0 | 2 | 0 | 0-0 | — | — | — | — | — | | — | — | — | — | — |

| YEAR | TEAM | SPECIAL TEAMS | | | | | | | | | KICKOFF RETURNS | | | | | | PUNT RETURNS | | | | | |
|--------|------------|---------------|----|----|----|--------|----|-----|-----|--|-----------------|-----|------|----|----|----|--------------|-----|------|----|----|----|
| | | ST | AT | TT | FF | FR-YDS | BP | BFG | BXP | | NO | YDS | AVG | FC | LG | TD | NO | YDS | AVG | FC | LG | TD |
| 2012 | Cincinnati | — | — | — | — | — | — | — | — | | 4 | 103 | 25.8 | 0 | 34 | 0 | 1 | 0 | 0.0 | 0 | 0 | 0 |
| 2014 | Cincinnati | — | — | — | — | — | — | — | — | | 3 | 80 | 26.7 | 0 | 32 | 0 | 1 | 1 | 1.0 | 0 | 1 | 0 |
| 2015 | Cincinnati | — | — | — | — | — | — | — | — | | 2 | 50 | 25.0 | 0 | 28 | 0 | 1 | 24 | 24.0 | 1 | 24 | 0 |
| CAREER | | — | — | — | — | — | — | — | — | | 9 | 233 | 25.9 | 0 | 34 | 0 | 3 | 25 | 8.3 | 1 | 24 | 0 |

* NOTE: Jones scored one TD on a punt return with Tennessee in 2005, three TDs on punt returns with Tennessee in '06, and one TD on a punt return with Cincinnati in '12.

** NOTE: Jones was on the Reserve/Suspended by Commissioner list for 16 regular-season games and one postseason game with Tennessee in 2007. He was not with an NFL team in 2009.

*** NOTE: Jones received a lateral and lost 12 yards on a kickoff return with Cincinnati in 2011.

2016 GAME-BY-GAME

| | | DEFENSE | | | | | | | | INTERCEPTIONS | | | | | | | | | | | |
|--------|----------------|---------------|----|----|---------|---------|----|-----|--------|-----------------|-----|------|----|----|----|--------------|-----|------|----|----|----|
| DATE | OPPONENT | ST | AT | TT | SKS-YDS | INT-YDS | PD | FF | FR-YDS | NO | YDS | AVG | LG | TD | | | | | | | |
| 9-11 | at N.Y. Jets | 5 | 1 | 6 | 0-0 | 0-0 | 0 | 0 | 0-0 | 0 | 0 | — | — | 0 | | | | | | | |
| 9-18 | at Pittsburgh | 3 | 1 | 4 | 0-0 | 1-2 | 2 | 0 | 0-0 | 1 | 2 | 2.0 | 2 | 0 | | | | | | | |
| 9-25 | DENVER | 5 | 2 | 7 | 0-0 | 0-0 | 1 | 1 | 0-0 | 0 | 0 | — | — | 0 | | | | | | | |
| 9-29 | MIAMI | 1 | 1 | 2 | 0-0 | 0-0 | 0 | 0 | 0-0 | 0 | 0 | — | — | 0 | | | | | | | |
| 10-9 | at Dallas | 4 | 1 | 5 | 0-0 | 0-0 | 1 | 0 | 0-0 | 0 | 0 | — | — | 0 | | | | | | | |
| 10-16 | at New England | 1 | 2 | 3 | 0-0 | 0-0 | 0 | 0 | 0-0 | 0 | 0 | — | — | 0 | | | | | | | |
| 10-23 | CLEVELAND | 1 | 0 | 1 | 0-0 | 0-0 | 0 | 0 | 0-0 | 0 | 0 | — | — | 0 | | | | | | | |
| 10-30 | WASHINGTON | 4 | 0 | 4 | 0-0 | 0-0 | 0 | 0 | 0-0 | 0 | 0 | — | — | 0 | | | | | | | |
| 11-6 | — BYE — | | | | | | | | | | | | | | | | | | | | |
| 11-14 | at N.Y. Giants | 2 | 1 | 3 | 0-0 | 0-0 | 0 | 0 | 0-0 | 0 | 0 | — | — | 0 | | | | | | | |
| 11-20 | BUFFALO | 4 | 1 | 5 | 0-0 | 0-0 | 1 | 0 | 0-0 | 0 | 0 | — | — | 0 | | | | | | | |
| 11-27 | at Baltimore | 3 | 0 | 3 | 0-0 | 0-0 | 0 | 0 | 0-0 | 0 | 0 | — | — | 0 | | | | | | | |
| 12-4 | PHILADELPHIA | 9 | 0 | 9 | 0-0 | 0-0 | 0 | 0 | 0-0 | 0 | 0 | — | — | 0 | | | | | | | |
| 12-11 | at Cleveland | 3 | 0 | 3 | 0-0 | 0-0 | 0 | 0 | 0-0 | 0 | 0 | — | — | 0 | | | | | | | |
| 12-18 | PITTSBURGH | 2 | 1 | 3 | 0-0 | 0-0 | 2 | 0 | 0-0 | 0 | 0 | — | — | 0 | | | | | | | |
| 12-24 | at Houston | 2 | 0 | 2 | 0-0 | 0-0 | 0 | 0 | 0-0 | 0 | 0 | — | — | 0 | | | | | | | |
| 1-1 | BALTIMORE | 5 | 1 | 6 | 0-0 | 0-0 | 0 | 0 | 0-0 | 0 | 0 | — | — | 0 | | | | | | | |
| TOTALS | | 54 | 12 | 66 | 0-0 | 1-2 | 7 | 1 | 0-0 | 1 | 2 | 2.0 | 2 | 0 | | | | | | | |
| | | SPECIAL TEAMS | | | | | | | | KICKOFF RETURNS | | | | | | PUNT RETURNS | | | | | |
| DATE | OPPONENT | ST | AT | TT | FF | FR-YDS | BP | BFG | BXP | NO | YDS | AVG | FC | LG | TD | NO | YDS | AVG | FC | LG | TD |
| 9-11 | at N.Y. Jets | — | — | — | — | — | — | — | — | 2 | 35 | 17.5 | 0 | 19 | 0 | 1 | 6 | 6.0 | 0 | 6 | 0 |
| 9-18 | at Pittsburgh | — | — | — | — | — | — | — | — | 0 | 0 | — | 0 | — | 0 | 2 | 19 | 9.5 | 0 | 12 | 0 |
| 9-25 | DENVER | — | — | — | — | — | — | — | — | 0 | 0 | — | 0 | — | 0 | 1 | 0 | 0.0 | 0 | 0 | 0 |
| 9-29 | MIAMI | — | — | — | — | — | — | — | — | 1 | 21 | 21.0 | 0 | 21 | 0 | 0 | 0 | — | 0 | — | 0 |
| 10-9 | at Dallas | — | — | — | — | — | — | — | — | 0 | 0 | — | 0 | — | 0 | 1 | 0 | 0.0 | 0 | 0 | 0 |
| 10-16 | at New England | — | — | — | — | — | — | — | — | 0 | 0 | — | 0 | — | 0 | 0 | 0 | — | 0 | — | 0 |
| 10-23 | CLEVELAND | — | — | — | — | — | — | — | — | 1 | 23 | 23.0 | 0 | 23 | 0 | 0 | 0 | — | 0 | — | 0 |
| 10-30 | WASHINGTON | — | — | — | — | — | — | — | — | 0 | 0 | — | 0 | — | 0 | 2 | 2 | 1.0 | 0 | 2 | 0 |
| 11-6 | — BYE — | | | | | | | | | | | | | | | | | | | | |
| 11-14 | at N.Y. Giants | — | — | — | — | — | — | — | — | 0 | 0 | — | 0 | — | 0 | 0 | 0 | — | 0 | — | 0 |
| 11-20 | BUFFALO | — | — | — | — | — | — | — | — | 0 | 0 | — | 0 | — | 0 | 1 | 10 | 10.0 | 0 | 10 | 0 |
| 11-27 | at Baltimore | — | — | — | — | — | — | — | — | 0 | 0 | — | 0 | — | 0 | 0 | 0 | — | 0 | — | 0 |
| 12-4 | PHILADELPHIA | — | — | — | — | — | — | — | — | 0 | 0 | — | 0 | — | 0 | 0 | 0 | — | 0 | — | 0 |
| 12-11 | at Cleveland | — | — | — | — | — | — | — | — | 0 | 0 | — | 0 | — | 0 | 0 | 0 | — | 0 | — | 0 |
| 12-18 | PITTSBURGH | — | — | — | — | — | — | — | — | 0 | 0 | — | 0 | — | 0 | 0 | 0 | — | 0 | — | 0 |
| 12-24 | at Houston | — | — | — | — | — | — | — | — | 0 | 0 | — | 0 | — | 0 | 1 | -1 | — | 0 | — | 0 |
| 1-1 | BALTIMORE | — | — | — | — | — | — | — | — | 0 | 0 | — | 0 | — | 0 | 1 | 15 | 15.0 | 0 | 15 | 0 |
| TOTALS | | — | — | — | — | — | — | — | — | 4 | 79 | 19.8 | 0 | 23 | 0 | 10 | 51 | 5.1 | 0 | 15 | 0 |



KIRKPATRICK, DRE

CB #27

Height: 6-2
Weight: 185
College: Alabama
Experience: 6th-year player in 2017

2016 games-starts: 15-14
Career games-starts: 66-34
Born: 10-26-89
Hometown: Gadsden, Ala.
Acquired: D1a'12

First-round pick from 2012 draft played his second year as a starter in 2016 ... Tied for team lead in INTs (three) ... Led the team in passes defended in 2015 and was second in '16 ... Has played in 63 of last 64 games (including postseason) ... Has two career INTs for TDs ... His three INTs in 2013 tied for team lead.

Career transactions: Selected by Cincinnati in first round of 2012 NFL Draft (17th overall) ... Signed with Bengals on 5-18-12 ... Bengals exercised option to extend contract by one year through 2016 on 4-28-15 ... Re-signed with Bengals unrestricted free agent on 3-10-17.

2016 highlights: Started at LCB in Games 1-3 and 5-16... Inactive for Game 4, Sept. 29 vs. Miami, due to hamstring injury ... Posted 46 tackles, three INTs (tied for team lead) and 10 passes defended (second on team) ... On Sept. 11 at N.Y. Jets, his end-zone pass defended against Brandon Marshall on a fourth-and-goal play in first quarter helped force Jets to settle for FG ... On Sept. 18 at Pittsburgh, had an acrobatic INT of a Ben Roethlisberger deep pass, one additional pass defended and two tackles ... Two tackles and an end-zone pass defended on Oct. 9 at Dallas ... On Nov. 14 at N.Y. Giants, jumped a sideline route and intercepted Eli Manning pass at Giants 28 in second quarter, returning 21 yards to set up a FG, and also had five tackles ... On Nov. 20 vs. Buffalo, snagged an INT off a Tyrod Taylor throw on the Bengals 22 in second quarter ... Six tackles and a pass defended Jan. 1 vs. Baltimore.

Previous seasons: **2012**—Worked his way back from preseason knee injury to make debut in Game 8, Nov. 4 vs. Denver, but a concussion suffered in Game 12 at San Diego, combined with recurrence of knee injury, sidelined him for remainder of season ... Played in five games (Games 8-12), with two tackles on defense and two on special teams. **2013**—Played in 14 games (Games 1-2 and 5-16), with starts at LCB in Games 14-16 and in the team's Wild Card playoff vs. San Diego, in place of injured Terence Newman ... Recorded three INTs (one returned for TD), one sack and five passes defended ... Inactive for Games 3-4 due to hamstring injury ...: Logged first career sack, dropping Jason Campbell on Nov. 17 vs. Cleveland ... Won a 50-50 ball from Pro Bowl TE Antonio Gates at Bengals 25-yard line in third quarter Dec. 1 at San Diego, and offense responded with TD drive to take lead for good at 14-7 ... Four tackles in first career start, Dec. 15 at Pittsburgh ... Started Dec. 29 vs. Baltimore and had nine tackles (led secondary) with two INTs of Joe Flacco, the second returned 21 yards for TD in fourth quarter ... Two tackles in Wild Card playoff vs. San Diego. **2014**—Played in Games 1-16 (two starts), and started at LCB in Wild

Card playoff for Terence Newman, who played as reserve in his first game back after an illness ... His three INTs (one returned for a TD) tied for second on team ... Also a special teams standout, he tied for third in special teams tackles (nine) and downed four punts at or inside opponent six-yard line ... On Sept. 14 vs. Atlanta, downed a punt at the four-yard line and teamed with LS Clark Harris to down another at the one ... On Nov. 16 at New Orleans, the first of his two passes defended broke up a play to WR Marques Colston in end zone, the first play of a Bengals goal line stand ... Earned AFC Defensive Player of the Week for his two-INT, one TD performance in playoff-clinching win Dec. 22 vs. Denver ... In the Denver game, returned Peyton Manning pass 30 yards for a TD to give Bengals a 37-28 lead in fourth quarter, and his second INT vs. Denver came with 1:07 to play, ending threat that had reached Bengals 19 ... In Wild Card playoff at Indianapolis, forced Colts to settle for a FG with a third-down pass defended in end zone. **2015**—Played in Games 1-16, with 15 starts, and started Wild Card playoff ... On Nov. 5 vs. Cleveland, tied for team high in tackles (five) and had a pass defended ... Three tackles and team-high three passes defended on Nov. 16 vs. Houston ... Led team with career-high 10 tackles Nov. 29 vs. St. Louis, and had team-high three passes defended ... Seven tackles and two passes defended Dec. 13 vs. Pittsburgh ... Seven tackles and a pass defended Dec. 28 at Denver ... Three tackles in Wild Card playoff vs. Pittsburgh.

College: Played three seasons (2009-11) at Alabama, helping Tide to 36-4 record that included BCS national championships in '09 (14-0 record) and '11 (13-1 record) ... Entered NFL draft after junior season ... Played in 38 games, with starts in 25 contests (12 as a sophomore and 13 as a junior) ... Totaled 91 tackles, three INTs, 16 passes defended, three forced fumbles, a fumble recovery and a TD on a blocked punt return ... Started all 13 games as a junior for unbeaten BCS national champs ... Had no INTs as a junior (nine passes defended and two forced fumbles), but analysts recognized opponents' reluctance to throw in his area, and he still earned first-team All-America honors from Football Writers Association and Pro Football Weekly, along with second-team nod from Associated Press.

Personal: Hometown is Gadsden, Ala. ... Attended Gadsden (Ala.) City High School, where he earned ratings among the elite college CB prospects in the nation ... Earned All-America honors from Parade, USA Today and Super Prep ... Was a general studies major at Alabama ... Has established the 21 Kids Foundation, with goal of creating a healthy environment for the mental health community and assisting youth in academics and athletics ... Has a son, Deandre ... First name is pronounced "DRAY."

DRE KIRKPATRICK'S STATISTICS

| | | | DEFENSE | | | | | | | INTERCEPTIONS | | | | | | SCORING | | | | | | |
|--------|------------|-------|---------------|----|-----|---------|--------|----|--------|-----------------|-----|------|-----|----|----|--------------|---------|-----|-----|----|----|----|
| YEAR | TEAM | G-S | ST | AT | TT | SKS-YDS | PD | FF | FR-YDS | NO | YDS | AVG | LG | TD | TD | TD-IntRt | TD-FRRt | S | PTS | | | |
| 2012 | Cincinnati | 5-0 | 2 | 0 | 2 | 0-0 | 0 | 0 | 0-0 | 0 | 0 | — | — | 0 | 0 | 0 | 0 | 0 | 0 | | | |
| 2013 | Cincinnati | 14-3 | 21 | 9 | 30 | 1-1 | 5 | 0 | 0-0 | 3 | 21 | 7.0 | 21t | 1 | 1 | 1 | 0 | 0 | 6 | | | |
| 2014 | Cincinnati | 16-2 | 12 | 2 | 14 | 0-0 | 7 | 0 | 0-0 | 3 | 32 | 10.7 | 30t | 1 | 1 | 1 | 0 | 0 | 6 | | | |
| 2015 | Cincinnati | 16-15 | 63 | 7 | 70 | 0-0 | 16 | 0 | 0-0 | 0 | 0 | — | — | 0 | 0 | 0 | 0 | 0 | 0 | | | |
| 2016 | Cincinnati | 15-14 | 35 | 11 | 46 | 0-0 | 10 | 0 | 0-0 | 3 | 21 | 7.0 | 21 | 0 | 0 | 0 | 0 | 0 | 0 | | | |
| CAREER | | 66-34 | 133 | 29 | 162 | 1-1 | 38 | 0 | 0-0 | 9 | 74 | 8.2 | 30t | 2 | 2 | 2 | 0 | 0 | 12 | | | |
| | | | SPECIAL TEAMS | | | | | | | KICKOFF RETURNS | | | | | | PUNT RETURNS | | | | | | |
| YEAR | TEAM | | ST | AT | TT | FF | FR-YDS | BP | BFG | BXP | NO | YDS | AVG | FC | LG | TD | NO | YDS | AVG | FC | LG | TD |
| 2012 | Cincinnati | | 2 | 0 | 2 | 0 | 0-0 | 0 | 0 | 0 | — | — | — | — | — | — | — | — | — | — | — | — |
| 2013 | Cincinnati | | 3 | 1 | 4 | 0 | 0-0 | 0 | 0 | 0 | — | — | — | — | — | — | — | — | — | — | — | — |
| 2014 | Cincinnati | | 8 | 1 | 9 | 0 | 0-0 | 0 | 0 | 0 | — | — | — | — | — | — | — | — | — | — | — | — |
| CAREER | | | 13 | 2 | 15 | 0 | 0-0 | 0 | 0 | 0 | — | — | — | — | — | — | — | — | — | — | — | — |

| POSTSEASON | | | | | | | | | | | | | | | | | | | | |
|------------|------------|-----|---------------|----|----|---------|----|----|--------|---------------|-----|-----|----|----|---------------|----------|---------|---|-----|--|
| | | | DEFENSE | | | | | | | INTERCEPTIONS | | | | | SCORING | | | | | |
| YEAR | TEAM | G-S | ST | AT | TT | SKS-YDS | PD | FF | FR-YDS | NO | YDS | AVG | LG | TD | TD | TD-IntRt | TD-FRRt | S | PTS | |
| 2012 | Cincinnati | 0-0 | DID NOT PLAY* | | | | | | | DID NOT PLAY* | | | | | DID NOT PLAY* | | | | | |
| 2013 | Cincinnati | 1-1 | 2 | 0 | 2 | 0-0 | 0 | 0 | 0-0 | — | — | — | — | — | — | — | — | — | — | |
| 2014 | Cincinnati | 1-1 | 2 | 1 | 3 | 0-0 | 1 | 0 | 0-0 | — | — | — | — | — | — | — | — | — | — | |
| 2015 | Cincinnati | 1-1 | 2 | 1 | 3 | 0-0 | 0 | 0 | 0-0 | — | — | — | — | — | — | — | — | — | — | |
| CAREER | | 3-3 | 6 | 2 | 8 | 0-0 | 1 | 0 | 0-0 | — | — | — | — | — | — | — | — | — | — | |

| | | SPECIAL TEAMS | | | | | | | | | KICKOFF RETURNS | | | | | | | PUNT RETURNS | | | | | | |
|--------|------------|---------------|----|----|----|--------|----|-----|-----|----|-----------------|-----|----|----|----|----|-----|--------------|----|----|----|--|--|--|
| YEAR | TEAM | ST | AT | TT | FF | FR-YDS | BP | BFG | BXP | NO | YDS | AVG | FC | LG | TD | NO | YDS | AVG | FC | LG | TD | | | |
| 2014 | Cincinnati | 1 | 0 | 1 | 0 | 0-0 | 0 | 0 | 0 | — | — | — | — | — | — | — | — | — | — | — | — | | | |
| CAREER | | 1 | 0 | 1 | 0 | 0-0 | 0 | 0 | 0 | — | — | — | — | — | — | — | — | — | — | — | — | | | |

* NOTE: Kirkpatrick was on the Reserve/Injured list for one postseason game with Cincinnati in 2012.

| 2016 GAME-BY-GAME | | | | | | | | | | | | | | | | | | | | | |
|-------------------|----------------|---------|----|----|----------|---------|----|----|--------|--|---------------|-----|-----|----|----|--|--|--|--|--|--|
| | | DEFENSE | | | | | | | | | INTERCEPTIONS | | | | | | | | | | |
| DATE | OPPONENT | ST | AT | TT | SKS-YDS | INT-YDS | PD | FF | FR-YDS | | NO | YDS | AVG | LG | TD | | | | | | |
| 9-11 | at N.Y. Jets | 0 | 1 | 1 | 0-0 | 0-0 | 1 | 0 | 0-0 | | 0 | 0 | — | — | 0 | | | | | | |
| 9-18 | at Pittsburgh | 2 | 0 | 2 | 0-0 | 1-0 | 2 | 0 | 0-0 | | 1 | 0 | 0.0 | 0 | 0 | | | | | | |
| 9-25 | DENVER | 2 | 0 | 2 | 0-0 | 0-0 | 0 | 0 | 0-0 | | 0 | 0 | — | — | 0 | | | | | | |
| 9-29 | MIAMI | | | | INACTIVE | | | | | | INACTIVE | | | | | | | | | | |
| 10-9 | at Dallas | 2 | 0 | 2 | 0-0 | 0-0 | 1 | 0 | 0-0 | | 0 | 0 | — | — | 0 | | | | | | |
| 10-16 | at New England | 4 | 1 | 5 | 0-0 | 0-0 | 0 | 0 | 0-0 | | 0 | 0 | — | — | 0 | | | | | | |
| 10-23 | CLEVELAND | 4 | 0 | 4 | 0-0 | 0-0 | 0 | 0 | 0-0 | | 0 | 0 | — | — | 0 | | | | | | |
| 10-30 | WASHINGTON | 6 | 0 | 6 | 0-0 | 0-0 | 0 | 0 | 0-0 | | 0 | 0 | — | — | 0 | | | | | | |
| 11-6 | — BYE — | | | | | | | | | | | | | | | | | | | | |
| 11-14 | at N.Y. Giants | 2 | 3 | 5 | 0-0 | 1-21 | 1 | 0 | 0-0 | | 1 | 21 | — | — | 0 | | | | | | |
| 11-20 | BUFFALO | 1 | 1 | 2 | 0-0 | 1-0 | 1 | 0 | 0-0 | | 1 | 0 | 0 | 0 | 0 | | | | | | |
| 11-27 | at Baltimore | 1 | 1 | 2 | 0-0 | 0-0 | 1 | 0 | 0-0 | | 0 | 0 | — | — | 0 | | | | | | |
| 12-4 | PHILADELPHIA | 3 | 0 | 3 | 0-0 | 0-0 | 0 | 0 | 0-0 | | 0 | 0 | — | — | 0 | | | | | | |
| 12-11 | at Cleveland | 3 | 0 | 3 | 0-0 | 0-0 | 0 | 0 | 0-0 | | 0 | 0 | — | — | 0 | | | | | | |
| 12-18 | PITTSBURGH | 1 | 1 | 2 | 0-0 | 0-0 | 1 | 0 | 0-0 | | 0 | 0 | — | — | 0 | | | | | | |
| 12-24 | at Houston | 1 | 0 | 1 | 0-0 | 0-0 | 1 | 0 | 0-0 | | 0 | 0 | — | — | 0 | | | | | | |
| 1-1 | BALTIMORE | 3 | 3 | 6 | 0-0 | 0-0 | 1 | 0 | 0-0 | | 0 | 0 | — | — | 0 | | | | | | |
| TOTALS | | 35 | 11 | 46 | 0-0 | 3-21 | 10 | 0 | 0-0 | | 3 | 21 | 7.0 | 21 | 0 | | | | | | |



KROFT, TYLER

TE #81**Height:** 6-6**Weight:** 260**College:** Rutgers**Experience:** 3rd-year player in 2017**2016 games-starts:** 14-11**Career games-starts:** 30-17**Born:** 10-15-92**Hometown:** Downingtown, Pa.**Acquired:** D3a'15

Third-round 2015 draft choice blossomed late in '15 season and filled bigger role in '16, playing in 14 games, with 11 starts ... His opportunities increased in '16 due to injuries to Pro Bowl TE Tyler Eifert ... Enters 2017 with 21 career catches for 221 yards and one TD ... Also has logged 17 special teams tackles.

Career transactions: Selected by Cincinnati in third round of 2015 NFL Draft (85th overall) ... Signed with Bengals on 5-28-15.

2016 highlights: Played in Games 1-14, with 11 starts ... Inactive for Game 15-16 with knee/ankle injuries ... Logged 10 catches for 92 yards ... Tied for fifth on team in special teams stops (seven) ... Caught three-for-35 on Sept. 18 at Pittsburgh and three-for-29 on Oct. 9 at Dallas ... Caught two-for-19 on Oct. 16 at New England ... Caught one pass for six yards Oct. 30 vs. Washington in London ... Exited in third quarter with a concussion on Nov. 27 at Baltimore, but was cleared to return for Dec. 4 vs. Philadelphia.

Previous season: 2015—Played in Games 1-16 ... Six starts, three in base offense replacing injured Tyler Eifert and three as part of multiple-TE alignment ... Also started Wild Card playoff, as a second TE ... Had first career reception Nov. 29 vs. St. Louis, for four yards ... Made first career start as part of base offense on Dec. 6 at Cleveland, subbing for injured Tyler Eifert, and had a

17-yard reception ... Caught two-for-31 on Dec. 13 vs. Pittsburgh ... Made second start in base offense on Dec. 20 at San Francisco, and caught three-for-31, including 20-yard TD from QB AJ McCarron in second quarter ... On Dec. 28 at Denver, logged four receptions for 46 yards, including 15-yarder on third-and-eight during Bengals' game-tying drive in fourth quarter.

College: Played 37 games with 24 starts for Rutgers over three seasons (2012-14), with a redshirt year in 2011 ... Entered NFL Draft following his junior season ... Established his receiving potential as a sophomore, when he led the team in catches (43) and receiving yards (573) ... His totals fell to 24-for-269 as a junior, but Rutgers moved to a run-dominated offensive scheme for 2014, and in adjusting to that switch he improved his NFL stock as a blocker and team player ... Earned Rutgers' 2014 Loyal Knight Award, given to a player "who has displayed great character in sacrificing personal goals for the good of the team" ... In 2014, appeared in 13 games (11 starts) as Rutgers went 8-5 in its first Big Ten season, capping year with Quick Lane Bowl victory over North Carolina ... Named First Team All-American Athletic Conference in 2013.

Personal: Hometown is Downingtown, Pa ... Attended Downingtown East High School, where he played WR as a senior after playing the previous two seasons at TE ... Hobbies include target shooting and video games.

TYLER KROFT'S STATISTICS

| YEAR | TEAM | G-S | RECEIVING | | | | | RUSHING | | | | | SCORING | | | | | |
|--------|------------|-------|-----------|-----|------|----|----|---------|-----|-----|----|----|---------|------|------|-------|-------|-----|
| | | | NO | YDS | AVG | LG | TD | ATT | YDS | AVG | LG | TD | TD | TD-R | TD-P | TD-Rt | 2-PIC | PTS |
| 2015 | Cincinnati | 16-6 | 11 | 129 | 11.7 | 22 | 1 | — | — | — | — | — | 1 | 0 | 1 | 0 | 0 | 6 |
| 2016 | Cincinnati | 14-11 | 10 | 92 | 9.2 | 21 | 0 | — | — | — | — | — | 0 | 0 | 0 | 0 | 0 | 0 |
| CAREER | | 30-17 | 21 | 221 | 10.5 | 22 | 1 | — | — | — | — | — | 1 | 0 | 1 | 0 | 0 | 6 |

| YEAR | TEAM | SPECIAL TEAMS | | | | | | | | KICKOFF RETURNS | | | | | | PUNT RETURNS | | | | | |
|--------|------------|---------------|----|----|----|--------|----|-----|-----|-----------------|-----|-----|----|----|----|--------------|-----|-----|----|----|----|
| | | ST | AT | TT | FF | FR-YDS | BP | BFG | BXP | NO | YDS | AVG | FC | LG | TD | NO | YDS | AVG | FC | LG | TD |
| 2015 | Cincinnati | 4 | 6 | 10 | 0 | 0-0 | 0 | 0 | 0 | — | — | — | — | — | — | — | — | — | — | — | — |
| 2016 | Cincinnati | 5 | 2 | 7 | 0 | 0-0 | 0 | 0 | 0 | — | — | — | — | — | — | — | — | — | — | — | — |
| CAREER | | 9 | 8 | 17 | 0 | 0-0 | 0 | 0 | 0 | — | — | — | — | — | — | — | — | — | — | — | — |

RECEIVING SINGLE-GAME HIGHS: RECEPTIONS—4 (12-28-15 at Denver). YARDS—46 (12-28-15 at Denver). LONG—22 (12-13-15 vs. Pittsburgh). TOUCHDOWNS—1 (12-20-15 at San Francisco).

POSTSEASON

| YEAR | TEAM | G-S | RECEIVING | | | | | RUSHING | | | | | SCORING | | | | | |
|--------|------------|-----|-----------|-----|-----|----|----|---------|-----|-----|----|----|---------|------|------|-------|-------|-----|
| | | | NO | YDS | AVG | LG | TD | ATT | YDS | AVG | LG | TD | TD | TD-R | TD-P | TD-Rt | 2-PIC | PTS |
| 2015 | Cincinnati | 1-1 | 0 | 0 | — | — | 0 | — | — | — | — | — | — | — | — | — | — | — |
| CAREER | | 1-1 | 0 | 0 | — | — | 0 | — | — | — | — | — | — | — | — | — | — | — |

2016 GAME-BY-GAME

| DATE | OPPONENT | RECEIVING | | | | | RUSHING | | | | |
|--------|----------------|-----------|-----|------|----|----|----------|-----|-----|----|----|
| | | NO | YDS | AVG | LG | TD | ATT | YDS | AVG | LG | TD |
| 9-11 | at N.Y. Jets | 0 | 0 | — | — | 0 | — | — | — | — | — |
| 9-18 | at Pittsburgh | 3 | 35 | 11.7 | 21 | 0 | — | — | — | — | — |
| 9-25 | DENVER | 0 | 0 | — | — | 0 | — | — | — | — | — |
| 9-29 | MIAMI | 0 | 0 | — | — | 0 | — | — | — | — | — |
| 10-9 | at Dallas | 3 | 29 | 9.7 | 13 | 0 | — | — | — | — | — |
| 10-16 | at New England | 2 | 19 | 9.5 | 13 | 0 | — | — | — | — | — |
| 10-23 | CLEVELAND | 1 | 3 | 3.0 | 3 | 0 | — | — | — | — | — |
| 10-30 | WASHINGTON | 1 | 6 | 6.0 | 6 | 0 | — | — | — | — | — |
| 11-6 | — BYE — | — | — | — | — | — | — | — | — | — | — |
| 11-14 | at N.Y. Giants | 0 | 0 | — | — | 0 | — | — | — | — | — |
| 11-20 | BUFFALO | 0 | 0 | — | — | 0 | — | — | — | — | — |
| 11-27 | at Baltimore | 0 | 0 | — | — | 0 | — | — | — | — | — |
| 12-4 | PHILADELPHIA | 0 | 0 | — | — | 0 | — | — | — | — | — |
| 12-11 | at Cleveland | 0 | 0 | — | — | 0 | — | — | — | — | — |
| 12-18 | PITTSBURGH | 0 | 0 | — | — | 0 | — | — | — | — | — |
| 12-24 | at Houston | INACTIVE | | | | | INACTIVE | | | | |
| 1-1 | BALTIMORE | | | | | | | | | | |
| TOTALS | | 10 | 92 | 9.2 | 21 | 0 | — | — | — | — | — |

| DATE | OPPONENT | SPECIAL TEAMS | | | | | | | | KICKOFF RETURNS | | | | | | | PUNT RETURNS | | | | | | |
|--------|----------------|---------------|----|----|----|----------|----|-----|-----|-----------------|-----|-----|----|----|----|--|--------------|-----|-----|----|----|----|--|
| | | ST | AT | TT | FF | FR-YDS | BP | BFG | BXP | NO | YDS | AVG | FC | LG | TD | | NO | YDS | AVG | FC | LG | TD | |
| 9-11 | at N.Y. Jets | 0 | 0 | 0 | 0 | 0-0 | 0 | 0 | 0 | — | — | — | — | — | — | | — | — | — | — | — | — | |
| 9-18 | at Pittsburgh | 1 | 0 | 1 | 0 | 0-0 | 0 | 0 | 0 | — | — | — | — | — | — | | — | — | — | — | — | — | |
| 9-25 | DENVER | 0 | 0 | 0 | 0 | 0-0 | 0 | 0 | 0 | — | — | — | — | — | — | | — | — | — | — | — | — | |
| 9-29 | MIAMI | 0 | 0 | 0 | 0 | 0-0 | 0 | 0 | 0 | — | — | — | — | — | — | | — | — | — | — | — | — | |
| 10-9 | at Dallas | 0 | 0 | 0 | 0 | 0-0 | 0 | 0 | 0 | — | — | — | — | — | — | | — | — | — | — | — | — | |
| 10-16 | at New England | 0 | 1 | 1 | 0 | 0-0 | 0 | 0 | 0 | — | — | — | — | — | — | | — | — | — | — | — | — | |
| 10-23 | CLEVELAND | 0 | 0 | 0 | 0 | 0-0 | 0 | 0 | 0 | — | — | — | — | — | — | | — | — | — | — | — | — | |
| 10-30 | WASHINGTON | 0 | 0 | 0 | 0 | 0-0 | 0 | 0 | 0 | — | — | — | — | — | — | | — | — | — | — | — | — | |
| 11-6 | — BYE — | | | | | | | | | | | | | | | | | | | | | | |
| 11-14 | at N.Y. Giants | 1 | 1 | 2 | 0 | 0-0 | 0 | 0 | 0 | — | — | — | — | — | — | | — | — | — | — | — | — | |
| 11-20 | BUFFALO | 0 | 0 | 0 | 0 | 0-0 | 0 | 0 | 0 | — | — | — | — | — | — | | — | — | — | — | — | — | |
| 11-27 | at Baltimore | 1 | 0 | 1 | 0 | 0-0 | 0 | 0 | 0 | — | — | — | — | — | — | | — | — | — | — | — | — | |
| 12-4 | PHILADELPHIA | 0 | 0 | 0 | 0 | 0-0 | 0 | 0 | 0 | — | — | — | — | — | — | | — | — | — | — | — | — | |
| 12-11 | at Cleveland | 1 | 0 | 1 | 0 | 0-0 | 0 | 0 | 0 | — | — | — | — | — | — | | — | — | — | — | — | — | |
| 12-18 | PITTSBURGH | 1 | 0 | 1 | 0 | 0-0 | 0 | 0 | 0 | — | — | — | — | — | — | | — | — | — | — | — | — | |
| 12-24 | at Houston | | | | | INACTIVE | | | | | | | | | | | | | | | | | |
| 1-1 | BALTIMORE | | | | | INACTIVE | | | | | | | | | | | | | | | | | |
| TOTALS | | 5 | 2 | 7 | 0 | 0-0 | 0 | 0 | 0 | — | — | — | — | — | — | | — | — | — | — | — | — | |



KUMEROW, JAKE

WR #84

Height: 6-4
Weight: 210
College: Wisconsin-Whitewater
Experience: 1st-year player in 2017

2016 games-starts: 0-0
Career games-starts: 0-0
Born: 2-17-92
Hometown: Bartlett, Ill.
Acquired: CFA'15

A college free agent signee with the Bengals in 2015, Kumerow has spent most of two seasons on practice squad ... Spent entire '15 season on practice squad ... On practice squad again for Games 1-15 of 2016, then was signed to roster for '16 season finale ... Began college career at University of Illinois, then transferred to Division-III Wisconsin-Whitewater before the 2012 season.

Career transactions: Signed with Cincinnati as college free agent on 5-8-15 ... Waived by Bengals on 9-5-15 ... Signed to Bengals practice squad on 9-6-15 ... Signed to Bengals roster on 1-11-16 ... Waived by Bengals on 9-3-16 ... Signed to Bengals practice squad on 9-4-16 ... Signed to Bengals roster on 12-27-16.

2016 highlights: On practice squad for Games 1-15 ... Signed to the active roster on Dec. 27 ... Inactive for season finale on Jan. 1 vs. Baltimore ... Posted four catches for 67 yards in the preseason.

Previous season: 2015—Appeared in all four preseason games, logging six catches for 65 yards ... On practice squad for Games 1-16 and Wild Card playoff.

College: Played three seasons (2012-14) for Wisconsin Whitewater, after playing as redshirt freshman in '11 at Illinois ... Finished Wisconsin-Whitewater career with 36 total TDs ... Posted 66 catches for 1116 yards and team leading 14 TDs as senior ... As junior, registered school records in receiving yards (1,331) and receiving TDs (19) and earned honorable mention All-America honors from D3football.com ... Totaled seven catches for 103 yards and two TDs to help defeat No. 1 Mount Union (Ohio) 52-14 in 2013 Stagg Bowl national championship game ... As redshirt freshman at Illinois in 2011, caught three passes for 15 yards at Minnesota ... Redshirt year (did not play) in 2010.

Personal: Hometown is Bartlett, Ill. ... Was all-conference selection at South Elgin High School in Bartlett ... Also played baseball and track in high school ... Physical Education major at Wisconsin-Whitewater ... Hobbies include fishing, snowboarding and music ... Last name is pronounced "KOO-mer-o."

NOTE ABOUT NFL EXPERIENCE: Kumerow did not earn an accrued year of experience toward NFL free agency in 2015 or '16 because he was not on a 53-player roster, a Reserve/Injured list or a Reserve/Physically Unable to Perform list for the required minimum of six games in either season.


JAKE KUMEROW'S STATISTICS

| YEAR | TEAM | G-S | RECEIVING | | | | | RUSHING | | | | | SCORING | | | | | |
|--------|------------|-----|-----------|-----|-----|----|----|---------|-----|-----|----|----|---------|------|------|-------|-------|-----|
| | | | NO | YDS | AVG | LG | TD | ATT | YDS | AVG | LG | TD | TD | TD-R | TD-P | TD-Rt | 2-PtC | PTS |
| 2015 | Cincinnati | 0-0 | | | | | | | | | | | | | | | | |
| 2016 | Cincinnati | 0-0 | | | | | | | | | | | | | | | | |
| CAREER | | 0-0 | 0 | 0 | — | — | 0 | — | — | — | — | — | — | — | — | — | — | — |

POSTSEASON

| YEAR | TEAM | G-S | RECEIVING | | | | | RUSHING | | | | | SCORING | | | | | |
|--------|------------|-----|-----------|-----|-----|----|----|---------|-----|-----|----|----|---------|------|------|-------|-------|-----|
| | | | NO | YDS | AVG | LG | TD | ATT | YDS | AVG | LG | TD | TD | TD-R | TD-P | TD-Rt | 2-PtC | PTS |
| 2015 | Cincinnati | 0-0 | | | | | | | | | | | | | | | | |
| CAREER | | 0-0 | 0 | 0 | — | — | 0 | — | — | — | — | — | — | — | — | — | — | — |

* NOTE: Kumerow was on the practice squad for 16 regular-season games and one postseason game in 2015. In 2016, he was on the practice squad for 15 regular-season games and inactive for one regular-season game.



LaFELL, BRANDON

WR #11

Height: 6-3
Weight: 210
College: Louisiana State
Experience: 8th-year player in 2017

2016 games-starts: 16-14
Career games-starts: 103-70
Born: 11-4-86
Hometown: Houston, Texas
Acquired: FA'16

An eighth-year pro who joined Bengals as a free agent for 2016 and finished season ranked second on team in receptions (64), receiving yards (862) and TDs (six) ... Caught 74 passes for New England's 2014 Super Bowl winners ... Entered NFL in 2010 as third-round Carolina draftee and went to New England as unrestricted free agent for 2014-15 ... Recorded 13 catches for 119 yards and two TDs in '14 postseason, including first TD scored in Super Bowl vs. Seattle.

Career transactions: Selected by Carolina in third round of 2010 NFL Draft (78th overall) ... Signed with Panthers on 7-21-10 ... Signed with New England as unrestricted free agent on 3-17-14 ... Contract terminated by Patriots on 3-2-16 ... Signed with Cincinnati as free agent on 3-31-16 ... Re-signed with Bengals on 3-9-17.

2016 highlights: Played in Games 1-16, with 14 starts ... Posted 64 catches for 862 yards and six TDs ... Also drew five pass interference penalties ... In regular season Bengals debut Sept. 11 at N.Y. Jets, posted 91 yards on four receptions, including 21-yarder on a third-and-seven play on Bengals' first TD drive ... Caught three-for-39 on Sept. 18 at Pittsburgh, and drew a 25-yard end-zone pass interference call in the third quarter to set up a Mike Nugent FG ... Led team in catches and receiving yards (eight-for-68) on Oct. 9 at Dallas, including fourth-quarter TDs of seven and five yards ... Caught two-for-13, including five-yard TD in third quarter, on Oct. 16 at New England ... Caught four-for-83, with a 44-yard TD, on Oct. 23 vs. Cleveland ... On Oct. 30 vs. Washington in London, drew an end-zone pass interference in fourth quarter, setting up a Jeremy Hill rushing TD that gave Bengals 27-24 lead ... Led team in catches (five) and receiving yards (95) on Dec. 4 vs. Philadelphia, with an eight-yard TD in third quarter ... On Dec. 18 vs. Pittsburgh, led team in catches (seven) and receiving yards (91), and set up a TD when he drew a 39-yard pass interference penalty against the Steelers in end zone ... Had a career-high 130 yards on six d Dec. 24 at Houston, including 86-yard TD in fourth quarter; the 86-yarder was a short Andy Dalton pass and was the longest gain of any kind by the Bengals on the season, the longest completion in Dalton's career and the second-longest of LaFell's career (he had a 91-yarder for Carolina in 2011) ... On Jan. 1 vs. Baltimore, caught team-high seven passes for 67 yards.

Previous seasons: **2010**—Rookie played 14 games for Carolina and caught 38-for-468 ... Earned starting spot for season opener, Sept. 12 vs. Giants, and first pro reception was eight-yarder from QB Matt Moore ... Scored first TD

on 17-yard reception from Moore on Oct. 31 at St. Louis ... Had a 60-yard rush, still longest of his career, on 1-2-11 at Atlanta. **2011**—Played in all 16 Carolina games, with six starts, totaling 36 receptions for 613 yards and three TDs ... Logged his first 100-yard game, three-for-103 with a TD, on Dec. 24 vs. Tampa Bay ... Also had TD catches on Sept. 18 vs. Green Bay and on Oct. 23 vs. Washington. **2012**—Played in 14 games for Carolina with 12 starts, posting 44 receptions for 677 yards and four TDs ... His 14.9-yard career average per catch at season's end qualified as first in Panthers history ... Had 13 catches of 20 or more yards on the season, including TDs of 22 on Sept. 9 at Tampa Bay, 29 on Nov. 18 vs. Tampa Bay and 43 on Nov. 26 at Philadelphia. **2013**—Started 16 games for the first time in his career, for Panthers team that won NFC South with 12-4 record ... Caught 49-for-627, with five TDs ... Had two TD catches Sept. 22 at N.Y. Giants and was four-for-107 with a TD on Oct. 13 at Minnesota ... Caught three-for-34 in his first postseason game, Divisional playoff vs. San Francisco. **2014**—Moved to New England as unrestricted free agent and played in all 16 regular-season games (13 starts) before starting all three postseason games for Super Bowl winners ... Posted career highs with 74 receptions for 953 yards and seven TDs (second on team) ... Career-best 11 catches, for 124 yards, on Oct. 26 vs. Chicago ... Two TD catches on Nov. 30 at Green Bay ... Caught five-for-62 with a TD in Divisional playoff win vs. Baltimore ... Caught four-for-29, with 11-yard TD, in Super Bowl vs. Seattle. **2015**—Opened season on Reserve/PUP due to foot injury, but played for New England in Games 6-16 and both postseason games ... Caught 37-for-515 in regular season ... Caught five for team-leading 102 yards in win Nov. 8 vs. Washington ... Four catches for team-high 88 yards in win Dec. 20 vs. Tennessee ... Personal season-long catch of 54 yards on Nov. 15 vs. Giants.

Carolina comet: LaFell holds the Carolina Panthers record for longest scrimmage gain in franchise history, with a 91-yard reception for a TD from Cam Newton vs. Tampa Bay in 2011.

College: Played four seasons (2006-09) at LSU, with 175 receptions for 2517 yards ... Finished career with at least one catch in 41 straight games, and his 25 TD catches ranked second in school history ... Led team in receiving yards in each of his last three seasons ... Redshirt year in 2005.

Personal: Hometown is Houston, Texas ... Attended Lamar High School ... Majored in general studies at LSU ... Married (wife Kristen), with a son (Brandon Jr.) and a daughter (Jordin).

BRANDON LaFELL'S STATISTICS

| | | | RECEIVING | | | | | RUSHING | | | | | SCORING | | | | | | | | | |
|-------------|-------------|--------|---------------|------|------|-----|---------|---------|-----|-----------------|------|-----|---------|------|------|--------------|-------|-----|-----|----|----|----|
| YEAR | TEAM | G-S | NO | YDS | AVG | LG | TD | ATT | YDS | AVG | LG | TD | TD | TD-R | TD-P | TD-Rt | 2-PtC | PTS | | | | |
| 2010 | Carolina | 14-2 | 38 | 468 | 12.3 | 44 | 1 | 1 | 60 | 60 | 60 | 0 | 1 | 0 | 1 | 0 | 0 | 6 | | | | |
| 2011 | Carolina | 16-6 | 36 | 613 | 17.0 | 91t | 3 | 0 | 0 | — | — | 0 | 3 | 0 | 3 | 0 | 0 | 18 | | | | |
| 2012 | Carolina | 14-12 | 44 | 677 | 15.4 | 62 | 4 | 3 | 35 | 11.7 | 25 | 0 | 4 | 0 | 4 | 0 | 0 | 24 | | | | |
| 2013 | Carolina | 16-16 | 49 | 627 | 12.8 | 79t | 5 | 2 | 15 | 7.5 | 9 | 0 | 5 | 0 | 5 | 0 | 0 | 30 | | | | |
| 2014 | New England | 16-13 | 74 | 953 | 12.9 | 56t | 7 | 2 | 13 | 6.5 | 9 | 0 | 7 | 0 | 7 | 0 | 0 | 42 | | | | |
| 2015 | New England | 11-7 | 37 | 515 | 13.9 | 54 | 0 | 2 | 9 | 4.5 | 9 | 0 | 0 | 0 | 0 | 0 | 0 | 0 | | | | |
| 2016 | Cincinnati | 16-14 | 64 | 862 | 13.5 | 86t | 6 | 1 | -2 | -2.0 | -2 | 0 | 6 | 0 | 6 | 0 | 0 | 36 | | | | |
| CAR. TOTALS | | 60-36 | 167 | 2385 | 14.3 | 91t | 13 | 6 | 110 | 18.3 | 60 | 0 | 13 | 0 | 13 | 0 | 0 | 78 | | | | |
| N.E. TOTALS | | 27-20 | 111 | 1468 | 13.2 | 56t | 7 | 4 | 22 | 5.5 | 9 | 0 | 7 | 0 | 7 | 0 | 0 | 42 | | | | |
| CIN. TOTALS | | 16-14 | 64 | 862 | 13.5 | 86t | 6 | 1 | -2 | -2.0 | -2 | 0 | 6 | 0 | 6 | 0 | 0 | 36 | | | | |
| CAREER | | 103-70 | 342 | 4715 | 13.8 | 91t | 26 | 11 | 130 | 11.8 | 60 | 0 | 26 | 0 | 26 | 0 | 0 | 156 | | | | |
| | | | SPECIAL TEAMS | | | | | | | KICKOFF RETURNS | | | | | | PUNT RETURNS | | | | | | |
| YEAR | TEAM | | ST | AT | TT | FF | FR-YDS | BP | BFG | BXP | NO | YDS | AVG | FC | LG | TD | NO | YDS | AVG | FC | LG | TD |
| 2011 | Carolina | | 1 | 0 | 1 | 0 | 0-0 | 0 | 0 | 0 | 0 | 0 | — | 0 | — | 0 | 0 | 0 | — | 0 | — | 0 |
| 2013 | Carolina | | 0 | 0 | 0 | 0 | 0-0 | 0 | 0 | 0 | 0 | 0 | — | 0 | — | 0 | 1 | 0 | 0.0 | 0 | 0 | 0 |
| 2014 | New England | | 1 | 0 | 1 | 0 | 0-0 | 0 | 0 | 0 | 1 | 0 | 0.0 | 0 | 0 | 0 | 0 | 0 | — | 0 | — | 0 |
| CAREER | | | 2 | 0 | 2 | 0 | 0-0 | 0 | 0 | 0 | 1 | 0 | 0.0 | 0 | 0 | 0 | 1 | 0 | 0.0 | 0 | 0 | 0 |
| | | | PASSING | | | | | | | | | | | | | | | | | | | |
| YEAR | TEAM | | ATT | CMP | CMP% | YDS | YDS/ATT | TD | TD% | INT | INT% | LG | SKD-YDS | RAT | | | | | | | | |
| 2010 | Carolina | | 1 | 0 | — | 0 | — | 0 | — | 0 | — | — | 0-0 | 39.6 | | | | | | | | |
| CAREER | | | 1 | 0 | — | 0 | — | 0 | — | 0 | — | — | 0-0 | 39.6 | | | | | | | | |

RECEIVING SINGLE-GAME HIGHS: RECEPTIONS—11 (for New England; 10-26-14 vs. Chicago). YARDS—130 (for Cincinnati; 12-24-16 at Houston). LONG—91t (for Carolina; 12-24-11 vs. Tampa Bay). TOUCHDOWNS—2 (four times; most recently for Cincinnati on 10-9-16 at Dallas).

RUSHING SINGLE-GAME HIGHS: ATTEMPTS—2 (for New England; 12-28-14 vs. Buffalo). YARDS—60 (for Carolina; 1-2-11 at Atlanta). LONG—60 (for Carolina; 1-2-11 at Atlanta). TOUCHDOWNS—(none).

| POSTSEASON | | | | | | | | | | | | | | | | | | |
|-------------|-------------|-----|-----------|-----|-----|-----|----|---------|-----|-----|----|----|---------|------|------|-------|-------|-----|
| YEAR | TEAM | G-S | RECEIVING | | | | | RUSHING | | | | | SCORING | | | | | |
| | | | NO | YDS | AVG | LG | TD | ATT | YDS | AVG | LG | TD | TD | TD-R | TD-P | TD-Rt | 2-PtC | PTS |
| 2013 | Carolina | 1-1 | 4 | 34 | 8.5 | 13 | 0 | 1 | 6 | 6.0 | 6 | 0 | 0 | 0 | 0 | 0 | 0 | 0 |
| 2014 | New England | 3-3 | 13 | 119 | 9.2 | 23t | 2 | 0 | 0 | — | — | 0 | 2 | 0 | 2 | 0 | 0 | 12 |
| 2015 | New England | 2-1 | 3 | 6 | 2.0 | 9 | 0 | 0 | 0 | — | — | 0 | 0 | 0 | 0 | 0 | 0 | 0 |
| CAR. TOTALS | | 1-1 | 4 | 34 | 8.5 | 13 | 0 | 1 | 6 | 6.0 | 6 | 0 | 0 | 0 | 0 | 0 | 0 | 0 |
| N.E. TOTALS | | 5-4 | 16 | 125 | 7.8 | 23t | 2 | 0 | 0 | — | — | 0 | 2 | 0 | 2 | 0 | 0 | 12 |
| CAREER | | 6-5 | 20 | 159 | 8.0 | 23t | 2 | 1 | 6 | 6.0 | 6 | 0 | 2 | 0 | 2 | 0 | 0 | 12 |

| CAREER GAME-BY-GAME | | | | | | | | | | | | | | |
|---------------------|-----------------|-----------|-----|----------|----|----|---------|-----|----------|----|----|--|--|--|
| | | RECEIVING | | | | | RUSHING | | | | | | | |
| DATE | OPPONENT | NO | YDS | AVG | LG | TD | ATT | YDS | AVG | LG | TD | | | |
| 2010 / CAROLINA | | | | | | | | | | | | | | |
| 9-12 | at N.Y. Giants | 2 | 22 | 11.0 | 14 | 0 | 0 | 0 | — | — | 0 | | | |
| 9-19 | TAMPA BAY | | | INACTIVE | | | | | INACTIVE | | | | | |
| 9-26 | CINCINNATI | 1 | 44 | 44.0 | 44 | 0 | 0 | 0 | — | — | 0 | | | |
| 10-3 | at New Orleans | 1 | 1 | 1.0 | 1 | 0 | 0 | 0 | — | — | 0 | | | |
| 10-10 | CHICAGO | 1 | 16 | 16.0 | 16 | 0 | 0 | 0 | — | — | 0 | | | |
| 10-24 | SAN FRANCISCO | 6 | 91 | 15.2 | 35 | 0 | 0 | 0 | — | — | 0 | | | |
| 10-31 | at St. Louis | 4 | 40 | 10.0 | 17 | 1 | 0 | 0 | — | — | 0 | | | |
| 11-7 | NEW ORLEANS | 2 | 14 | 7.0 | 11 | 0 | 0 | 0 | — | — | 0 | | | |
| 11-14 | at Tampa Bay | 3 | 36 | 12.0 | 15 | 0 | 0 | 0 | — | — | 0 | | | |
| 11-21 | BALTIMORE | | | INACTIVE | | | | | INACTIVE | | | | | |
| 11-28 | at Cleveland | 2 | 37 | 18.5 | 28 | 0 | 0 | 0 | — | — | 0 | | | |
| 12-5 | at Seattle | 3 | 33 | 11.0 | 14 | 0 | 0 | 0 | — | — | 0 | | | |
| 12-12 | ATLANTA | 6 | 38 | 6.3 | 17 | 0 | 0 | 0 | — | — | 0 | | | |
| 12-19 | ARIZONA | 3 | 33 | 11.0 | 17 | 0 | 0 | 0 | — | — | 0 | | | |
| 12-23 | at Pittsburgh | 0 | 0 | 0.0 | 0 | 0 | 0 | 0 | — | — | 0 | | | |
| 1-2 | at Atlanta | 4 | 63 | 15.8 | 28 | 0 | 1 | 60 | 60.0 | 60 | 0 | | | |
| 2011 / CAROLINA | | | | | | | | | | | | | | |
| 9-11 | at Arizona | 4 | 70 | 17.5 | 27 | 0 | 0 | 0 | — | — | 0 | | | |
| 9-18 | GREEN BAY | 4 | 49 | 12.3 | 32 | 1 | 0 | 0 | — | — | 0 | | | |
| 9-25 | JACKSONVILLE | 0 | 0 | 0 | 0 | 0 | 0 | 0 | — | — | 0 | | | |
| 10-2 | at Chicago | 4 | 42 | 10.5 | 21 | 0 | 0 | 0 | — | — | 0 | | | |
| 10-9 | NEW ORLEANS | 1 | 20 | 20.0 | 20 | 0 | 0 | 0 | — | — | 0 | | | |
| 10-16 | at Atlanta | 1 | 12 | 12.0 | 12 | 0 | 0 | 0 | — | — | 0 | | | |
| 10-23 | WASHINGTON | 2 | 39 | 19.5 | 37 | 1 | 0 | 0 | — | — | 0 | | | |
| 10-30 | MINNESOTA | 1 | 44 | 44.0 | 44 | 0 | 0 | 0 | — | — | 0 | | | |
| 11-13 | TENNESSEE | 1 | 18 | 18.0 | 18 | 0 | 0 | 0 | — | — | 0 | | | |
| 11-20 | at Detroit | 3 | 51 | 17.0 | 22 | 0 | 0 | 0 | — | — | 0 | | | |
| 11-27 | at Indianapolis | 5 | 46 | 9.2 | 23 | 0 | 0 | 0 | — | — | 0 | | | |
| 12-4 | at Tampa Bay | 3 | 64 | 21.3 | 31 | 0 | 0 | 0 | — | — | 0 | | | |
| 12-11 | ATLANTA | 2 | 28 | 14.0 | 17 | 0 | 0 | 0 | — | — | 0 | | | |
| 12-18 | at Houston | 0 | 0 | 0.0 | 0 | 0 | 0 | 0 | — | — | 0 | | | |
| 12-24 | TAMPA BAY | 3 | 103 | 34.3 | 91 | 1 | 0 | 0 | — | — | 0 | | | |
| 1-1 | at New Orleans | 2 | 27 | 13.5 | 14 | 0 | 0 | 0 | — | — | 0 | | | |
| 2012 / CAROLINA | | | | | | | | | | | | | | |
| 9-9 | at Tampa Bay | 3 | 65 | 21.7 | 24 | 1 | 0 | 0 | — | — | 0 | | | |
| 9-16 | NEW ORLEANS | 6 | 90 | 15.0 | 27 | 0 | 1 | 25 | 25.0 | 25 | 0 | | | |
| 9-20 | N.Y. GIANTS | 1 | 27 | 27.0 | 27 | 0 | 0 | 0 | — | — | 0 | | | |
| 9-30 | at Atlanta | 0 | 0 | 0.0 | 0 | 0 | 0 | 0 | — | — | 0 | | | |
| 10-7 | SEATTLE | 3 | 44 | 14.7 | 21 | 0 | 0 | 0 | — | — | 0 | | | |
| 10-21 | DALLAS | 4 | 53 | 13.3 | 32 | 1 | 0 | 0 | — | — | 0 | | | |
| 10-28 | at Chicago | 3 | 88 | 29.3 | 62 | 0 | 0 | 0 | — | — | 0 | | | |
| 11-4 | at Washington | | | INACTIVE | | | | | INACTIVE | | | | | |
| 11-11 | DENVER | 4 | 29 | 7.3 | 21 | 0 | 0 | 0 | — | — | 0 | | | |
| 11-18 | TAMPA BAY | 5 | 93 | 18.6 | 29 | 1 | 0 | 0 | — | — | 0 | | | |
| 11-26 | at Philadelphia | 3 | 74 | 24.7 | 43 | 1 | 1 | 6 | 6.0 | 6 | 0 | | | |
| 12-2 | at Kansas City | 2 | 14 | 7.0 | 10 | 0 | 0 | 0 | — | — | 0 | | | |
| 12-9 | ATLANTA | | | INACTIVE | | | | | INACTIVE | | | | | |
| 12-16 | at San Diego | 0 | 0 | 0 | 0 | 0 | 0 | 0 | — | — | 0 | | | |
| 12-23 | OAKLAND | 5 | 38 | 7.6 | 14 | 0 | 0 | 0 | — | — | 0 | | | |
| 12-30 | at New Orleans | 5 | 62 | 12.4 | 19 | 0 | 0 | 0 | — | — | 0 | | | |

| | | RECEIVING | | | | | RUSHING | | | | |
|--------------------|------------------|--|-----|------|-----|----|---------------|-----|------|----|----|
| DATE | OPPONENT | NO | YDS | AVG | LG | TD | ATT | YDS | AVG | LG | TD |
| 2013 / CAROLINA | | | | | | | | | | | |
| 9-8 | SEATTLE | 0 | 0 | 0 | 0 | 0 | 0 | 0 | — | — | 0 |
| 9-15 | at Buffalo | 4 | 13 | 3.3 | 12 | 0 | 0 | 0 | — | — | 0 |
| 9-22 | N.Y. GIANTS | 3 | 53 | 17.7 | 20t | 2 | 0 | 0 | — | — | 0 |
| 10-6 | at Arizona | 4 | 47 | 11.8 | 16 | 0 | 0 | 0 | — | — | 0 |
| 10-13 | at Minnesota | 4 | 107 | 26.8 | 79t | 1 | 1 | 9 | 9.0 | 9 | 0 |
| 10-20 | ST. LOUIS | 3 | 35 | 11.7 | 18 | 0 | 0 | 0 | — | — | 0 |
| 10-24 | at Tampa Bay | 3 | 23 | 7.7 | 13 | 0 | 0 | 0 | — | — | 0 |
| 11-3 | ATLANTA | 6 | 74 | 12.3 | 30 | 0 | 0 | 0 | — | — | 0 |
| 11-10 | at San Francisco | 4 | 48 | 12.0 | 17 | 0 | 0 | 0 | — | — | 0 |
| 11-18 | NEW ENGLAND | 7 | 59 | 8.4 | 17 | 1 | 0 | 0 | — | — | 0 |
| 11-24 | at Miami | 2 | 36 | 18.0 | 29 | 0 | 0 | 0 | — | — | 0 |
| 12-1 | TAMPA BAY | 3 | 36 | 12.0 | 16t | 1 | 0 | 0 | — | — | 0 |
| 12-8 | at New Orleans | 2 | 22 | 11.0 | 11 | 0 | 0 | 0 | — | — | 0 |
| 12-15 | N.Y. JETS | 3 | 61 | 20.3 | 36 | 0 | 1 | 6 | 6.0 | 6 | 0 |
| 12-22 | NEW ORLEANS | 1 | 13 | 13.0 | 13 | 0 | 0 | 0 | — | — | 0 |
| 12-29 | at Atlanta | 0 | 0 | 0.0 | 0 | 0 | 0 | 0 | — | — | 0 |
| Postseason | | | | | | | | | | | |
| 1-12 | SAN FRANCISCO | 4 | 34 | 8.5 | 13 | 0 | 1 | 6 | 6.0 | 6 | 0 |
| 2014 / NEW ENGLAND | | | | | | | | | | | |
| 9-7 | at Miami | 0 | 0 | 0.0 | 0 | 0 | 0 | 0 | — | — | 0 |
| 9-14 | at Minnesota | 0 | 0 | 0 | 0 | 0 | 0 | 0 | — | — | 0 |
| 9-21 | OAKLAND | 4 | 46 | 11.5 | 15 | 0 | 0 | 0 | — | — | 0 |
| 9-29 | at Kansas City | 6 | 119 | 19.8 | 44t | 1 | 0 | 0 | — | — | 0 |
| 10-5 | CINCINNATI | 1 | 20 | 20.0 | 20 | 0 | 0 | 0 | — | — | 0 |
| 10-12 | at Buffalo | 4 | 97 | 24.3 | 56t | 2 | 0 | 0 | — | — | 0 |
| 10-16 | N.Y. JETS | 4 | 55 | 13.8 | 24 | 0 | 0 | 0 | — | — | 0 |
| 10-26 | CHICAGO | 11 | 124 | 11.3 | 19 | 1 | 0 | 0 | — | — | 0 |
| 11-2 | DENVER | 6 | 53 | 8.8 | 18 | 1 | 0 | 0 | — | — | 0 |
| 11-16 | at Indianapolis | 3 | 62 | 20.7 | 26 | 0 | 0 | 0 | — | — | 0 |
| 11-23 | DETROIT | 9 | 98 | 10.9 | 16 | 0 | 0 | 0 | — | — | 0 |
| 11-30 | at Green Bay | 5 | 38 | 7.6 | 15t | 2 | 0 | 0 | — | — | 0 |
| 12-7 | at San Diego | 4 | 41 | 10.3 | 19 | 0 | 0 | 0 | — | — | 0 |
| 12-14 | MIAMI | 6 | 66 | 11.0 | 19 | 0 | 0 | 0 | — | — | 0 |
| 12-21 | at N.Y. Jets | 7 | 64 | 9.1 | 14 | 0 | 0 | 0 | — | — | 0 |
| 12-28 | BUFFALO | 4 | 70 | 17.5 | 27 | 0 | 2 | 13 | 6.5 | 9 | 0 |
| Postseason | | | | | | | | | | | |
| 1-10 | BALTIMORE | 5 | 62 | 12.4 | 23t | 1 | 0 | 0 | — | — | 0 |
| 1-18 | INDIANAPOLIS | 4 | 28 | 7.0 | 9 | 0 | 0 | 0 | — | — | 0 |
| 2-1 | vs. Seattle | 4 | 29 | 7.3 | 11t | 1 | 0 | 0 | — | — | 0 |
| 2015 / NEW ENGLAND | | | | | | | | | | | |
| 9-10 | PITTSBURGH | RESERVE / PHYSICALLY UNABLE TO PERFORM | | | | | RESERVE / PUP | | | | |
| 9-20 | at Buffalo | RESERVE / PHYSICALLY UNABLE TO PERFORM | | | | | RESERVE / PUP | | | | |
| 9-27 | JACKSONVILLE | RESERVE / PHYSICALLY UNABLE TO PERFORM | | | | | RESERVE / PUP | | | | |
| 10-4 | — BYE — | | | | | | | | | | |
| 10-11 | at Dallas | RESERVE / PHYSICALLY UNABLE TO PERFORM | | | | | RESERVE / PUP | | | | |
| 10-18 | at Indianapolis | RESERVE / PHYSICALLY UNABLE TO PERFORM | | | | | RESERVE / PUP | | | | |
| 10-25 | N.Y. JETS | 2 | 25 | 12.5 | 19 | 0 | 0 | 0 | — | — | 0 |
| 10-29 | MIAMI | 4 | 47 | 11.8 | 25 | 0 | 0 | 0 | — | — | 0 |
| 11-8 | WASHINGTON | 5 | 102 | 20.4 | 48 | 0 | 0 | 0 | — | — | 0 |
| 11-15 | at N.Y. Giants | 2 | 66 | 33.0 | 54 | 0 | 0 | 0 | — | — | 0 |
| 11-23 | BUFFALO | 4 | 66 | 16.5 | 27 | 0 | 0 | 0 | — | — | 0 |
| 11-29 | at Denver | 4 | 36 | 9.0 | 14 | 0 | 0 | 0 | — | — | 0 |
| 12-6 | PHILADELPHIA | 4 | 27 | 6.8 | 12 | 0 | 0 | 0 | — | — | 0 |
| 12-13 | at Houston | 5 | 32 | 6.4 | 10 | 0 | 0 | 0 | — | — | 0 |
| 12-20 | TENNESSEE | 4 | 88 | 22.0 | 31 | 0 | 1 | 0 | 0.0 | 0 | 0 |
| 12-27 | at N.Y. Jets | 1 | 19 | 19.0 | 19 | 0 | 1 | 9 | 9.0 | 9 | 0 |
| 1-3 | at Miami | 2 | 7 | 3.5 | 8 | 0 | 0 | 0 | — | — | 0 |
| Postseason | | | | | | | | | | | |
| 1-16 | KANSAS CITY | 3 | 6 | 2.0 | 9 | 0 | 0 | 0 | — | — | 0 |
| 1-24 | at Denver | 0 | 0 | — | — | 0 | 0 | 0 | — | — | 0 |
| 2016 / CINCINNATI | | | | | | | | | | | |
| 9-11 | at N.Y. Jets | 4 | 91 | 22.8 | 49 | 0 | 0 | 0 | — | — | 0 |
| 9-18 | at Pittsburgh | 3 | 39 | 13.0 | 17 | 0 | 0 | 0 | — | — | 0 |
| 9-25 | DENVER | 2 | 34 | 17.0 | 27 | 0 | 1 | -2 | -2.0 | -2 | 0 |
| 9-29 | MIAMI | 4 | 44 | 11.0 | 23 | 0 | 0 | 0 | — | — | 0 |
| 10-9 | at Dallas | 8 | 68 | 8.5 | 14 | 2 | 0 | 0 | — | — | 0 |
| 10-16 | at New England | 2 | 13 | 6.5 | 8 | 1 | 0 | 0 | — | — | 0 |
| 10-23 | CLEVELAND | 4 | 83 | 20.8 | 44t | 1 | 0 | 0 | — | — | 0 |
| 10-30 | WASHINGTON | 1 | 6 | 6.0 | 6 | 0 | 0 | 0 | — | — | 0 |
| 11-6 | — BYE — | | | | | | | | | | |
| 11-14 | at N.Y. Giants | 1 | 9 | 9.0 | 9 | 0 | 0 | 0 | — | — | 0 |
| 11-20 | BUFFALO | 4 | 32 | 8.0 | 16 | 0 | 0 | 0 | — | — | 0 |
| 11-27 | at Baltimore | 3 | 38 | 12.7 | 23 | 0 | 0 | 0 | — | — | 0 |
| 12-4 | PHILADELPHIA | 5 | 95 | 19.0 | 44 | 1 | 0 | 0 | — | — | 0 |
| 12-11 | at Cleveland | 3 | 22 | 7.3 | 11 | 0 | 0 | 0 | — | — | 0 |
| 12-18 | PITTSBURGH | 7 | 91 | 13.0 | 25 | 0 | 0 | 0 | — | — | 0 |
| 12-24 | at Houston | 6 | 130 | 21.7 | 86t | 1 | 0 | 0 | — | — | 0 |
| 1-1 | BALTIMORE | 7 | 67 | 9.6 | 17 | 0 | 0 | 0 | — | — | 0 |



LAUFASA, DARRIN

FB #44

Height: 6-1
Weight: 245
College: Texas-El Paso
Experience: Rookie in 2017

2016 games-starts: 0-0
Career games-starts: 0-0
Born: 5-6-95
Hometown: Seattle, Wash.
Acquired: CFA'17

An athletic lead-blocker who helped pave way for record-setting rushing season for UTEP in 2016 ... Served as the Minors' lead blocker for RB Aaron Jones' 1773 rushing yards, a single-season school record ... Helped Miners average 185.5 yards per game on the ground, with 20 rushing TDs ... Played in 44 career games, including starts in the last 37.

Career transactions: Signed with Cincinnati as college free agent on 5-5-17.

College highlights: Played in 44 career games, with 37 consecutive starts to end his college career. Was lead-blocker for RB Aaron Jones all four years, helping Jones become UTEP's all-time leading rusher (4114 yards). **2016**—Started all 12 games and totaled three receptions for 17 yards, and three rushes for eight yards ... Served as lead-blocker for RB Aaron Jones, who rushed for UTEP single-season record 1773 yards, while also becoming school's all-time leading rusher ... Helped Miners offense average 185.5 yards per game on the ground. **2015**—Started all 12 games ... Totaled 183 rushing yards on 33 attempts (5.5 average), with one TD ... Also caught 10 passes for 91 yards ...

Rushed for career-best 85 yards on eight carries, including a 66-yard TD run, in win over New Mexico State ... Recorded 11 rushes (career high) for 46 yards at Old Dominion ... Blocked for Miners rushing attack that three times topped 200 yards in a game. **2014**—Started all 13 games ... Recorded 41 yards rushing, with one TD, and five catches for 16 yards and another TD ... Helped pave the way blocking for Aaron Jones' 1321 yards and 11 TD on the ground. **2013**—Started seven games, missing last five due to injury ... Recorded 26 rushes for 137 yards and two TDs ... Also caught eight passes for 29 yards and a TD ... Saw time on Miners' kickoff coverage unit, with six tackles ... Rushed nine times for 74 yards and two TDs (17 and 45 yards), all in the second half, in win vs. New Mexico State ... Caught three passes for 21 yards and a TD at Colorado State.

High School: Attended Bothell High School in Bothell, Wash., as a senior, after spending his first three years at Juanita High School in Kirkland, Wash. (both outside Seattle).

Personal: Born in American Samoa ... Hometown is Seattle, Wash. ... Kinesiology major at UTEP ... Last name is pronounced "lowl-FAH-suh."



LAWSON, CARL

LB #58

Height: 6-2
Weight: 260
College: Auburn
Experience: Rookie in 2017

2016 games-starts: 0-0
Career games-starts: 0-0
Born: 6-29-95
Hometown: Alpharetta, Ga.
Acquired: D4a'17

The first of three Bengals fourth-round selections, Lawson is considered a pass-rush specialist with a blend of strength, speed and athleticism ... Compiled career 24 tackles for losses, including 14 sacks, in three seasons of action at Auburn ... At 6-2, 261 pounds, played mostly on the defensive line for the Tigers, but Bengals plan to use him primarily at linebacker ... His 35 bench press reps of 225 pounds led all defensive linemen and linebackers at the NFL Combine, and tied for the top mark overall ... Two-time team captain at Auburn (2015 and '16) ... Named by coaches All-SEC First Team in 2016.

Career transactions: Selected by Cincinnati in fourth round of 2017 NFL Draft (116th overall) ... Signed with Bengals on 5-7-17.

Coach Jacob Burney says: Bengals defensive line coach Jacob Burney, who worked out Lawson at his pro day, had this to say when asked what stood out to him during Lawson's workout: "His outstanding effort. I put it to him, and he stood up every time. That was very impressive. This is a talented kid, a leader on that team (at Auburn), and he was ready to go. Some other guys faded, but he was there. So it just let me know how tough he is between his ears. With the talent, with his leadership qualities, we're getting a good football mind, as well as a good personality."


College highlights: Played in 33 career games, with 20 starts ... His 67 tackles include 24 for losses (19th in Auburn history) and 14 sacks. **2016**—Named All-Sec First Team by conference coaches and was a semifinalist for both the Chuck Bednarik Award (nation's best defensive player) and Lombardi Award (nation's best lineman or linebacker) ... Started 13 games ... Of his 30 tackles, 13.5 were for losses, including nine sacks ... Recorded a pair of sacks, along with three QB hurries and four tackles vs. LSU ... Two sacks and a forced fumble at Mississippi State ... Had a sack and seven QB hurries at Arkansas ... One sack and three QB hurries at Ole Miss ... Recorded an eight-yard sack on last drive vs. Vanderbilt, helping preserve seven-point victory. **2015**—Played in and started seven games, totaling 17 tackles, three TFLs and one sack ... In season opener vs. Louisville, recorded two tackles for losses, including a seven-

yard sack, but suffered hip injury in the second quarter that held him out of the next six games and limited him thereafter. **2014**—Missed season (redshirt) with torn ACL. **2013**—Played in all 14 games for SEC champion Auburn team that played in National Championship game, seeing increased playing time as season progressed ... Recorded 20 tackles, including 7.5 for losses, with four sacks and two forced fumbles ... Burst onto scene in fifth career game, vs. Ole Miss, with 3.5 tackles for losses, including a pair of sacks ... Named SEC Freshman of the Week for performance vs. Ole Miss ... Had a seven-yard sack at Tennessee and forced a fumble ... Recorded a four-yard sack in SEC Championship win over Missouri.

Willie endorses Lawson: Lawson was a few years older than the son of former Bengals OT Willie Anderson when the two attended Milton High School in Alpharetta, Ga., but he still managed to make an impression on the Bengal great. Anderson, also an Auburn alum, offered this endorsement of Lawson to Bengals.com after the draft: "He's a great kid. A leader. He worked his way up. (He had) no college offers before his senior year, and he and his dad worked hard to make him (one of the top recruits in the country). He dominated high school linemen and continued in college. He had the injuries, but now he knows how to train and take care of himself. He'll give you Takeo-like (former Bengals LB Takeo Spikes) effort and intensity. He's been a captain at both levels and has always been a positive guy that other young players like my son looked up to. Every coach he's ever played for absolutely loves him. No one says a bad word about Carl. He's a warrior."

High school: Attended Milton High School in Alpharetta, Ga. (outside Atlanta) ... Recorded 78 tackles as a senior, including 44 for losses, with 27 sacks ... As a junior, logged 87 tackles, 31 TFLs and 15 sacks ... Considered one of the top prospects in the country regardless of position ... Played in the 2013 Under Armour All-America Game ... Also participated in wrestling and track.

Personal: Hometown is Alpharetta, Ga. ... Communications major at Auburn ... Father, Carl Sr., played fullback at Georgia Tech.



LECHLER, LANDON

OT #77

Height: 6-7
Weight: 317
College: North Dakota State
Experience: Rookie in 2017

2016 games-starts: 0-0
Career games-starts: 0-0
Born: 8-11-93
Hometown: Beach, N.D.
Acquired: CFA'17

A tackle prospect who was part of four FCS national championship teams at North Dakota State, and was a regular starter at ROT for two of them ... Was key part of NDSU offensive line that helped power one of college football's perennial top offenses ... Played in 54 career games for the Bison, with 45 starts ... A good athlete for his size, he played some TE in high school and was an all-state basketball player.


Career transactions: Signed with Cincinnati as college free agent on 5-5-17.

College highlights: Spent five years in NDSU program, with a redshirt year in 2012 ... Played in 54 games, and started every game (45) his last three seasons. **2016**—Started all 14 games at ROT ... Helped Bison average 240.9 yards rushing per game, and 5.7 yards per rush ... Blocked for Bison rushing attack that totaled 239 yards and averaged 4.9 yards per carry in upset win at Iowa. **2015**—Started all 15 games at ROT for FCS national champions ...

Part of offensive line that ranked first in FCS in time of possession (36:38) and third in total first downs (329). **2014**—Started all 16 games at ROT for FCS national champions ... Helped Bison to No. 2 ranking nationally in time of possession (34:03) and No. 3 in total first downs (343) ... Helped offensive line rank first in FCS with only 3.38 tackles for losses per game. **2013**—Played in nine games for FCS national champions as backup LOT ... Helped NDSU rank first nationally in third-down conversion percentage and second in time of possession. **2012**—Did not play (redshirt).

High school: Attended Beach High School in Beach, N.D. ... Played OT and TE, as well as defensive line ... Also a 1000-point scorer and all-state performer in basketball, and competed in shot-put and discus in track and field.

Personal: Hometown is Beach, N.D. ... General agriculture major at North Dakota State.



MADARIS, MONTY

WR #19

Height: 6-0
Weight: 200
College: Michigan State
Experience: Rookie in 2017

2016 games-starts: 0-0
Career games-starts: 0-0
Born: 9-8-93
Hometown: Cincinnati, Ohio
Acquired: CFA'17

Cincinnati native and former Moeller High School great looking to earn roster spot with hometown Bengals ... Played in 34 games at Michigan State, with 11 starts ... Totaled 31 catches for 413 yards and a TD ... Also saw time at CB in 2015 ... In 2011 at Moeller, had 18 TDs and more than 1400 scrimmage yards en route to being named the Cincinnati Enquirer's 2011 Player of the Year.

Career transactions: Signed with Cincinnati as college free agent on 5-5-17.

College highlights: Spent five seasons in Michigan State program, with a redshirt year in 2012 ... Played in 34 career games, with 11 starts, and totaled 31 catches for 413 yards and a TD. **2016**—Started 11 games, and missed one game (Illinois) due to injury ... Totaled 24 catches for 301 yards and a TD ... Career-high five catches for 85 yards vs. Furman ... Five catches for 49 yards vs. Wisconsin ... Had a 20-yard TD reception in fourth quarter vs. Michigan ... Logged four catches for 30 yards at Penn State. **2015**—Played in 10 games,

after missing first four games with leg injury ... Saw time on offense and special teams, as well as brief action at defense (CB) ... Two catches for 47 yards vs. Purdue ... Saw time at CB at Nebraska. **2014**—Played in 12 games ... Recorded five catches for 56 yards ... Logged first career reception, a 13-yarder, in season opener vs. Jacksonville State. **2013**—Played in one game (at Illinois). **2012**—Did not play (redshirt).

High school: Attended Archbishop Moeller High School in Cincinnati, Ohio ... Had 56 catches for 1137 yards and 16 TDs as a senior, along with 280 yards rushing and two scores on the ground ... As a senior in 2011, was named Cincinnati Enquirer Player of the Year, AP Southwest District Offensive Player of the Year and Greater Catholic League South Division Offensive Player of the Year.

Personal: Hometown is Cincinnati, Ohio ... Sociology major at Michigan State ... Last name is pronounced "muh-DAIR-iss."



MALONE, JOSH

WR #80

Height: 6-3
Weight: 208
College: Tennessee
Experience: Rookie in 2017

2016 games-starts: 0-0
Career games-starts: 0-0
Born: 3-21-96
Hometown: Gallatin, Tenn.
Acquired: D4b'17

The second of three Bengals fourth-round draft selections, Malone was a deep-ball specialist in his three years at Tennessee ... Finished college career with 104 receptions (18th in school history), 1608 receiving yards (15.5-yard average) and 14 receiving TDs ... Averaged school-record 19.4 yards per reception in 2016, with 11 receiving TDs in 13 games ... Posted 4.40-second 40-yard dash at the NFL Scouting Combine, third best among wide receivers and eighth overall.

Career transactions: Selected by Cincinnati in fourth round of 2017 NFL Draft (128th overall) ... Signed with Bengals on 5-17-17.

Coach James Urban says: "He is big and long and runs fast. Some of those balls from their quarterback were thrown pretty far down the field. That's what they did with him. He transitions well. There's some route-running techniques that we'll get him to do our way, but that's what everybody has. He's been well-coached at Tennessee. He had an injury two years ago that took him off the field a bit, so that's why his career numbers aren't what they could be. He had a fine year (in college) this year, and we think he can stretch the field at this level as well."

College highlights: Three-year totals at Tennessee of 104 receptions (18th in school history), 1608 receiving yards (15.5 average) and 14 TDs ... Averaged 39 yards per TD reception, with long of 75, and seven of his TDs were longer than 40 yards ... Four 100-yard receiving games ... **2016**—Started all 13 games ... Set single-season school record with 19.4-yard average per reception, breaking Robert Meachem's mark of 18.3 from 2006 ... Season totals of 50 receptions, 972 yards (third in SEC) and 11 TDs (third in SEC) ... Season receiving TD total was tied for third-most in school history and was most since Meachem had 11 in 2006 ... Averaged 41.3 yards per TD reception, with a

long of 67, and six of his TDs were longer than 40 yards ... In season-opening win vs. Appalachian State, had two catches for 81 yards, including 67-yard TD ... Caught 38-yard TD in win vs. Virginia Tech ... Five catches for 69 yards, including a pair of 20-yard TD catches, in win over Ohio ... Four catches for 91 yards, including a 42-yard TD, in comeback win vs. Florida ... Four catches for 92 yards, with a 51-yard TD, in win vs. Kentucky ... Three catches for 83 yards, with a 57-yard TD, in win vs. Missouri ... Posted career highs in catches (seven) and yards (121), including 27-yard TD, at Vanderbilt ... Five catches for 120 yards, with a 59-yard TD, in Music City Bowl win over Nebraska. **2015**—Played in 13 games, with 12 starts ... Totaled 31 catches (third on team) for 405 yards (led team) and two TDs ... Two catches for 19 yards, including nine-yard TD, vs. Oklahoma ... Five catches for 60 yards in win over Georgia ... First career 100-yard receiving game in win at Kentucky, logging four catches for 103 yards, with a career-long 75-yard TD ... **2014**—Battled injuries throughout freshman season, but played in all 13 games, with six starts ... Totaled 23 catches for 231 yards and one TD ... Two catches for 21 yards in first collegiate game, a win vs. Utah State ... In first collegiate start, at Georgia, recorded five catches for 43 yards ... Five catches for 75 yards at No. 3 Ole Miss ... First career TD was a nine-yarder vs. No. 4 Alabama.

High school: Attended Station Camp High School in Gallatin, Tenn. (outside Nashville)... As a senior in 2013, earned first-team all-state honors (Tennessee Sports Writers Association) and was named Tennessee's Mr. Football ... Caught 71 passes for 1404 yards and 19 TDs as a senior, along with 246 rushing yards and five TDs on 22 carries ... As a senior, scored 31 TDs in four different ways (receiving, rushing, kickoff return and INT return) ... Played in 2014 U.S. Army All-American Game.

Personal: Hometown is Gallatin, Tenn. ... Finance major at Tennessee.



McCARRON, AJ

QB #5

Height: 6-3
Weight: 215
College: Alabama
Experience: 3rd-year player in 2017

2016 games-starts: 1-0
Career games-starts: 8-3
Born: 9-13-90
Hometown: Mobile, Ala.
Acquired: D5'14

One of biggest QB winners in college history, McCarron filled No. 2 QB role in '16 ... Took over No. 1 job in '15 season, after Andy Dalton suffered thumb fracture Dec. 13 vs. Pittsburgh, and posted 97.1 season passer rating while becoming only QB in Bengals history to have no INTs in first three starts ... In '15 season Wild Card playoff vs. Pittsburgh, led Bengals from 15-0 deficit after three quarters to 16-15 lead, only to see Steelers prevail 18-16 on late FG ... Joined 53-player roster late in 2014 after rehab from college shoulder injury ... Posted 36-4 record in three seasons as Crimson Tide starter, leading national championship teams in 2011 and '12 ... Set Alabama records for TD passes (77), passing yards (9019) and completion percentage (66.9) ... Finished second in 2013 Heisman Trophy voting behind Florida State QB Jameis Winston.

Career transactions: Selected by Cincinnati in fifth round of 2014 NFL Draft (164th overall) ... Signed with Bengals on 5-22-14.

2016 highlights: Active/DNP in No. 2 QB role for Games 1-5 and 7-16 ... Saw action Oct. 16 at New England, in late relief of Andy Dalton (no pass attempts) ... Posted 106.8 passer rating in preseason, playing in all four games.

Previous seasons: **2014**—Missed entire preseason with shoulder injury that predated start of training camp, and was placed Aug. 30 on Reserve/Non-Football Injury list ... Cleared to practice on Nov. 18, and activated to roster on Dec. 9 ... Was game day inactive (coaches' decision) for Games 14-16 and for Wild Card playoff. **2015**—Played in Games 8 and 11-16, with starts in place of injured Andy Dalton in Games 14-16, and also started Wild Card playoff ... Active/DNP for the other nine regular-season games ... His first three game appearances were late mop-up roles, but on Dec. 13 vs. Pittsburgh, he played the last three quarters following injury to Andy Dalton and passed 22-for-32 for 280 yards, with two TDs and two INTs ... Had a perfectly thrown 66-yard TD connection with WR A.J. Green in the Pittsburgh game, but also threw a pick-six ... Led playoff-clinching win Dec. 20 at San Francisco in his first career start, posting 115.6 passer rating on 15-of-21 for 192-1-0 ... TD pass at San Francisco was 20 yards to TE Tyler Kroft ... Started on Dec. 28 at Denver and passed 22-of-35 for 200-1-0, but had a lost fumble in overtime that ended

game ... Posted 103.9 rating on 1-3-16 vs. Baltimore (17-for-27 for 160-2-0) ... In Wild Card playoff vs. Pittsburgh, passed 23-for-41 for 212-1-1, his TD pass going 25 yards to A.J. Green for 16-15 Bengals lead in fourth quarter ... Made NFL debut Nov. 5 vs. Cleveland, taking game's final two snaps with kneel-downs ... Played final three Bengals snaps Nov. 29 vs. St. Louis and completed first NFL pass on his only attempt, a three-yarder to HB Rex Burkhead.

College: A multiple career-record holder at Alabama, played four seasons (2010-13), with a redshirt year in '09 ... Played 53 games with 40 starts ... Posted a 36-4 record in three seasons as a Crimson Tide starter, leading national championship teams in 2011 and '12 ... Only QB to win back-to-back BCS national championships ... Set school records for TD passes (77), passing yards (9019) and completion percentage (66.9), and his INT percentage (1.46) was the lowest in NCAA annals (15 INTs in 1026 attempts) ... In 2013, led Alabama to 11-2 record, and had team in position to reach a third straight BCS title game until Auburn scored on a 109-yard missed FG return to beat Tide 34-28 on final play of regular-season finale ... Finished second in '13 Heisman Trophy voting behind Florida State QB Jameis Winston ... Also in '13, won the Maxwell Award and Johnny Unitas Golden Arm Award ... Led 2012 Tide to 13-1 record and second straight BCS title, including 42-14 rout of Notre Dame in championship game ... His '12 season INT percentage of 0.96 was the lowest ever for an SEC performer (minimum 200 completions) ... In 2011, won starting QB job as a sophomore and led team to a 12-1 record, with 21-0 conquest of LSU in BCS finale.

Personal: Hometown is Mobile, Ala. ... Attended St. Paul's Episcopal School, where he led the team to a 14-1 record and a state championship as a junior ... Business major at Alabama ... Married (wife is model and television personality Katherine Webb), with a son (Tripp).

NOTE ABOUT NFL EXPERIENCE: McCarron did not earn an accrued year of experience toward NFL free agency in 2014 because he was not on a 53-player roster, a Reserve/Injured list or a Reserve/Physically Unable to Perform list for the required minimum of six games.

AJ McCARRON'S STATISTICS

| | | | PASSING | | | | | | | | | | | |
|--------|------------|-----|---------------|-----|------|-----|---------|----|-----|-----|------|-----|---------|------|
| YEAR | TEAM | G-S | ATT | CMP | CMP% | YDS | YDS/ATT | TD | TD% | INT | INT% | LG | SKD-YDS | RAT |
| 2014 | Cincinnati | 0-0 | DID NOT PLAY* | | | | | | | | | | | |
| 2015 | Cincinnati | 7-3 | 119 | 79 | 66.4 | 854 | 7.18 | 6 | 5.0 | 2 | 1.7 | 66t | 12-63 | 97.1 |
| 2016 | Cincinnati | 1-0 | 0 | 0 | — | 0 | — | 0 | — | 0 | — | — | 0-0 | — |
| CAREER | | 8-3 | 119 | 79 | 66.4 | 854 | 7.18 | 6 | 5.0 | 2 | 1.7 | 66t | 12-63 | 97.1 |

| | | | RUSHING | | | | | RECEIVING | | | | | SCORING | | | |
|--------|------------|--|---------|-----|-----|----|----|-----------|-----|-----|----|----|---------|------|------|-------|
| YEAR | TEAM | | ATT | YDS | AVG | LG | TD | NO | YDS | AVG | LG | TD | TD | TD-R | TD-P | TD-Rt |
| 2015 | Cincinnati | | 14 | 31 | 2.2 | 16 | 0 | — | — | — | — | — | — | — | — | — |
| CAREER | | | 14 | 31 | 2.2 | 16 | 0 | — | — | — | — | — | — | — | — | — |

PASSING SINGLE-GAME HIGHS: ATTEMPTS—35 (12-28-15 at Denver). COMPLETIONS—22 (two times; most recently on 12-28-15 at Denver). YARDS—280 (12-13-15 vs. Pittsburgh). TOUCHDOWNS—2 (two times; most recently on 1-3-16 vs. Baltimore). INTERCEPTIONS—2 (12-13-15 vs. Pittsburgh). LONG—66t (12-13-16 vs. Pittsburgh). RATING (minimum 14 attempts)—115.6 (12-20-15 at San Francisco).


RUSHING SINGLE-GAME HIGHS: ATTEMPTS—4 (12-28-15 at Denver). YARDS—21 (12-28-15 at Denver). LONG—16 (12-28-15 at Denver). TOUCHDOWNS—(none).

POSTSEASON

| | | | PASSING | | | | | | | | | | | |
|--------|------------|-----|---------------|-----|------|-----|---------|----|-----|-----|------|-----|---------|------|
| YEAR | TEAM | G-S | ATT | CMP | CMP% | YDS | YDS/ATT | TD | TD% | INT | INT% | LG | SKD-YDS | RAT |
| 2014 | Cincinnati | 0-0 | DID NOT PLAY* | | | | | | | | | | | |
| 2015 | Cincinnati | 1-1 | 41 | 23 | 56.1 | 212 | 5.17 | 1 | 2.4 | 1 | 2.4 | 25t | 3-24 | 68.3 |
| CAREER | | 1-1 | 41 | 23 | 56.1 | 212 | 5.17 | 1 | 2.4 | 1 | 2.4 | 25t | 3-24 | 68.3 |

| | | | RUSHING | | | | | RECEIVING | | | | | SCORING | | | |
|--------|------------|--|---------|-----|-----|----|----|-----------|-----|-----|----|----|---------|------|------|-------|
| YEAR | TEAM | | ATT | YDS | AVG | LG | TD | NO | YDS | AVG | LG | TD | TD | TD-R | TD-P | TD-Rt |
| 2015 | Cincinnati | | 5 | 9 | 1.8 | 6 | 0 | — | — | — | — | — | — | — | — | — |
| CAREER | | | 5 | 9 | 1.8 | 6 | 0 | — | — | — | — | — | — | — | — | — |

* NOTE: McCarron was on the Reserve/Non-Football Injury list for 13 regular-season games and he was active/DNP for three regular-season games and one postseason game with Cincinnati in 2014.



McRAE, TONY

CB #29

Height: 5-10

Weight: 185

College: North Carolina A&T

Experience: 1st-year player in 2017

2016 games-starts: 0-0

Career games-starts: 0-0

Born: 5-3-93

Hometown: Laurinburg, N.C.

Acquired: FA'16

A first-year player who was with Bengals in the 2016 preseason and on practice squad in Week 1, and later was re-signed to practice squad prior to Game 12 ... Entered NFL with Oakland as a college free agent following 2016 draft.

Career transactions: Signed with Oakland as college free agent on 5-10-16 ... Waived by Raiders on 5-16-16 ... Signed with Cincinnati on 8-9-16 ... Waived by Bengals on 9-3-16 ... Signed to Bengals practice squad on 9-4-16 ... Released from Bengals practice squad on 9-16-16 ... Signed to Bengals practice squad on 11-29-16 ... Signed to Bengals roster on 1-2-17.

2016 recap: On Bengals practice squad for Games 1 and 12-16 ... Played in all four preseason games, with eight tackles.

College highlights: Played four seasons (2012-15) at North Carolina A&T and was a first-team all-Mid-Eastern Athletic Conference selection

as both a junior and senior ... Played on teams that compiled a 32-13 aggregate record ... Had four career kickoff returns for TDs ... As a senior, led team in INTs (three) and tackles (55), and tied for team lead in total passes defended (eight) ... Logged 1.5 sacks as a senior and averaged 28.3 yards on 22 kickoff returns, with two for TDs ... As a junior, had 62 tackles, five INTs and 16 passes defended, and had a TD among his 14 KOR for a 25.7-yard average ... Averaged 24.8 yards on 18 KOR as a sophomore, with one TD.


Personal: Hometown is Laurinburg, N.C. ... Attended Scotland County High School, where as a senior he helped lead football team to 15-0 record and Class 4A state title, scoring three TDs in the championship game.

NOTE ABOUT NFL EXPERIENCE: McRae did not earn an accrued year of experience toward NFL free agency in 2016 because he was not on a 53-player roster, a Reserve/Injured list or a Reserve/Physically Unable to Perform list for the required minimum of six games.

TONY McRAE'S STATISTICS

| | | | DEFENSE | | | | | | INTERCEPTIONS | | | | | SCORING | | | | | |
|--------|------------|-----|---------------|----|----|---------|----|----|---------------|----|-----|-----|----|---------------|----|----------|---------|---|-----|
| YEAR | TEAM | G-S | ST | AT | TT | SKS-YDS | PD | FF | FR-YDS | NO | YDS | AVG | LG | TD | TD | TD-IntRt | TD-FRRt | S | PTS |
| 2016 | Cincinnati | 0-0 | DID NOT PLAY* | | | | | | DID NOT PLAY* | | | | | DID NOT PLAY* | | | | | |
| CAREER | | 0-0 | 0 | 0 | 0 | 0-0 | 0 | 0 | 0-0 | — | — | — | — | — | — | — | — | — | — |

* NOTE: McRae was on the practice squad for six games with Cincinnati in 2016.



MINTER, KEVIN

LB #51**Height:** 6-0**Weight:** 246**College:** Louisiana State**Experience:** 5th-year player in 2017**2016 games-starts:** 16-16**Career games-starts:** 61-37**Born:** 12-3-90**Hometown:** Suwanee, Ga.**Acquired:** UFA(Ariz.)'17

A veteran in his prime, Minter joins Bengals for 2017 as an unrestricted free agent, after four seasons with Arizona ... Started every game for Cardinals the last two seasons and finished second on the team in tackles each year ... Second-round 2013 draft choice has played in 61 consecutive games (including postseason) and helped lead the Cardinals to playoffs in both 2014 and '15 ... Proven performer against the rush and in pass coverage ... Posted his career high for tackles (12) vs. Bengals in 2015.

Career transactions: Selected by Arizona in second round of 2013 NFL Draft (45th overall) ... Signed with Cardinals on 5-14-13 ... Signed with Cincinnati as unrestricted free agent on 3-20-17.

2016 highlights: Had a career-best 3.5 sacks among his 95 tackles for Arizona ... Sacked Tyrod Taylor for 13-yard loss on opening possession on Sept. 25 at Buffalo ... His nine tackles in win Oct. 6 at San Francisco included 1.5 sacks against Blaine Gabbert ... Had consecutive 10-tackle efforts on Oct. 23 vs. Seattle and Oct. 30 at Carolina ... Tied for team lead with seven tackles Nov. 20 at Minnesota ... Sacked Kirk Cousins to force a punt in win Dec. 4 vs. Washington ... Personal season-best 11 tackles and two passes defended Dec. 18 vs. New Orleans ... Eight tackles, three QB hits and a pass defended in 44-6 win on 1-1-17 at Los Angeles.

Previous seasons: **2013**—Played in 13 games as Cardinals rookie, primarily on special teams, and had four special teams tackles ... Made NFL debut Sept. 8 at St. Louis ... Led team with two special teams tackles Dec. 22 at Seattle. **2014**—Played in every game, with five starts, helping Cardinals to 11-5 season and Wild Card playoff berth ... His 49 tackles included one sack and five

tackles-for-loss ... Logged his first three career tackles on defense on Sept. 8 vs. San Diego ... Made first career start Sept. 14 at N.Y. Giants (three tackles) ... First career sack on Nov. 23 at Seattle, dropping Russell Wilson for one-yard loss ... Two tackles in Wild Card playoff at Carolina. **2015**—Second on Cardinals' 13-3 NFC West championship team with career-best 110 tackles ... His 13 tackles-for-loss ranked third on team ... Led team in postseason (two games) in tackles-for-loss (four), and had 15 total stops ... On Sept. 27 vs. San Francisco, tackled RB Carlos Hyde for a third-quarter safety in 47-7 win, and tied for team tackles lead (eight) while leading in TFL (four) ... Led team in solo tackles (seven) and had two QB hits on Nov. 1 at Cleveland ... Led team with career-high 12 tackles on Nov. 22 vs. Cincinnati, and also had two QB hits and a pass defended ... Led team with 10 tackles Dec. 27 vs. Green Bay ... Six tackles, including two for losses, in Divisional Playoff win vs. Green Bay ... Led Cardinals' LBs in tackles (nine), including two for losses, in NFC Championship at Carolina.

College: Played 38 games over three seasons (2010-12) at LSU, starting his final 27 contests at MLB ... Redshirted in 2009 ... Entered NFL draft after his junior season ... Earned first-team All-America honors from Sports Illustrated in '12 and was a finalist for Butkus Award (top college LB) ... In his last game, vs. Clemson in Chick-fil-A Bowl, set LSU bowl record with 19 tackles ... Played in BCS National Championship game in 2011 and logged his first career sack.

Personal: Hometown is Suwanee, Ga. ... Attended Peachtree Ridge High School, where he was a Class 5A first-team All-State selection as a senior ... Member of SEC Athletic Directors' Academic Honor Roll during his playing career at LSU, and earned degree in Sports Administration ... Has a son, Kevin Jr. ... Hobbies include golf.

KEVIN MINTER'S STATISTICS


| | | | DEFENSE | | | | | | | INTERCEPTIONS | | | | | SCORING | | | | | | | |
|--------|---------|---------------|---------|----|-----|---------|--------|----|--------|-----------------|-----|-----|-----|----|---------|--------------|---------|-----|-----|----|----|----|
| YEAR | TEAM | G-S | ST | AT | TT | SKS-YDS | PD | FF | FR-YDS | NO | YDS | AVG | LG | TD | TD | TD-IntRt | TD-FRRt | S | PTS | | | |
| 2013 | Arizona | 13-0 | 0 | 0 | 0 | 0-0 | 0 | 0 | 0-0 | — | — | — | — | — | 0 | 0 | 0 | 0 | 0 | | | |
| 2014 | Arizona | 16-5 | 41 | 8 | 49 | 1-1 | 1 | 0 | 0-0 | — | — | — | — | — | 0 | 0 | 0 | 0 | 0 | | | |
| 2015 | Arizona | 16-16 | 85 | 25 | 110 | 0.5-7 | 6 | 1 | 0-0 | — | — | — | — | — | 0 | 0 | 0 | 1 | 2 | | | |
| 2016 | Arizona | 16-16 | 63 | 32 | 95 | 3.5-28 | 4 | 0 | 0-0 | — | — | — | — | — | 0 | 0 | 0 | 0 | 0 | | | |
| CAREER | | 61-37 | 189 | 65 | 254 | 5-36 | 11 | 1 | 0-0 | — | — | — | — | — | 0 | 0 | 0 | 1 | 2 | | | |
| | | SPECIAL TEAMS | | | | | | | | KICKOFF RETURNS | | | | | | PUNT RETURNS | | | | | | |
| YEAR | TEAM | | ST | AT | TT | FF | FR-YDS | BP | BFG | BXP | NO | YDS | AVG | FC | LG | TD | NO | YDS | AVG | FC | LG | TD |
| 2013 | Arizona | | 4 | 0 | 4 | 0 | 0-0 | 0 | 0 | 0 | — | — | — | — | — | — | — | — | — | — | — | — |
| CAREER | | | 4 | 0 | 4 | 0 | 0-0 | 0 | 0 | 0 | — | — | — | — | — | — | — | — | — | — | — | — |

POSTSEASON

| | | | DEFENSE | | | | | | | INTERCEPTIONS | | | | | | SCORING | | | | |
|--------|---------|-----|---------|----|----|---------|----|----|--------|---------------|-----|-----|----|----|--|---------|----------|---------|---|-----|
| YEAR | TEAM | G-S | ST | AT | TT | SKS-YDS | PD | FF | FR-YDS | NO | YDS | AVG | LG | TD | | TD | TD-IntRt | TD-FRRt | S | PTS |
| 2014 | Arizona | 1-0 | 2 | 0 | 2 | 0-0 | 0 | 0 | 0-0 | — | — | — | — | — | | — | — | — | — | — |
| 2015 | Arizona | 2-2 | 10 | 5 | 15 | 0-0 | 0 | 0 | 0-0 | — | — | — | — | — | | — | — | — | — | — |
| CAREER | | 3-2 | 12 | 5 | 17 | 0-0 | 0 | 0 | 0-0 | — | — | — | — | — | | — | — | — | — | — |

2016 GAME-BY-GAME

| DATE | OPPONENT | DEFENSE | | | | | | | | INTERCEPTIONS | | | | |
|--------|------------------|---------|----|----|---------|---------|----|----|--------|---------------|-----|-----|----|----|
| | | ST | AT | TT | SKS-YDS | INT-YDS | PD | FF | FR-YDS | NO | YDS | AVG | LG | TD |
| | | | | | Arizona | | | | | | | | | |
| 9-11 | NEW ENGLAND | 6 | 2 | 8 | 0-0 | 0-0 | 0 | 0 | 0-0 | — | — | — | — | — |
| 9-18 | TAMPA BAY | 4 | 1 | 5 | 0-0 | 0-0 | 0 | 0 | 0-0 | — | — | — | — | — |
| 9-25 | at Buffalo | 4 | 0 | 4 | 1-13 | 0-0 | 0 | 0 | 0-0 | — | — | — | — | — |
| 10-2 | LOS ANGELES | 4 | 1 | 5 | 0-0 | 0-0 | 0 | 0 | 0-0 | — | — | — | — | — |
| 10-6 | at San Francisco | 6 | 3 | 9 | 1.5-5 | 0-0 | 0 | 0 | 0-0 | — | — | — | — | — |
| 10-17 | N.Y. JETS | 3 | 0 | 3 | 0-0 | 0-0 | 0 | 0 | 0-0 | — | — | — | — | — |
| 10-23 | SEATTLE | 6 | 4 | 10 | 0-0 | 0-0 | 0 | 0 | 0-0 | — | — | — | — | — |
| 10-30 | at Carolina | 5 | 5 | 10 | 0-0 | 0-0 | 0 | 0 | 0-0 | — | — | — | — | — |
| 11-6 | — BYE — | | | | | | | | | | | | | |
| 11-13 | SAN FRANCISCO | 1 | 1 | 2 | 0-0 | 0-0 | 1 | 0 | 0-0 | — | — | — | — | — |
| 11-20 | at Minnesota | 4 | 3 | 7 | 0-0 | 0-0 | 0 | 0 | 0-0 | — | — | — | — | — |
| 11-27 | at Atlanta | 1 | 1 | 2 | 0-0 | 0-0 | 0 | 0 | 0-0 | — | — | — | — | — |
| 12-4 | WASHINGTON | 3 | 3 | 6 | 1-10 | 0-0 | 0 | 0 | 0-0 | — | — | — | — | — |
| 12-11 | at Miami | 1 | 2 | 3 | 0-0 | 0-0 | 0 | 0 | 0-0 | — | — | — | — | — |
| 12-18 | NEW ORLEANS | 10 | 1 | 11 | 0-0 | 0-0 | 2 | 0 | 0-0 | — | — | — | — | — |
| 12-24 | at Seattle | 2 | 0 | 2 | 0-0 | 0-0 | 0 | 0 | 0-0 | — | — | — | — | — |
| 1-1 | at Los Angeles | 3 | 5 | 8 | 0-0 | 0-0 | 1 | 0 | 0-0 | — | — | — | — | — |
| TOTALS | | 63 | 32 | 95 | 3.5-28 | 0-0 | 4 | 0 | 0-0 | — | — | — | — | — |



MIXON, JOE

HB #28

Height: 6-1
Weight: 228
College: Oklahoma
Experience: Rookie in 2017

2016 games-starts: 0-0
Career games-starts: 0-0
Born: 7-24-96
Hometown: Oakley, Calif.
Acquired: D2'17

The Bengals' second-round draft selection brings size, speed and versatility to RB corps ... In just two years of action at Oklahoma, and despite splitting time in Sooners' backfield, posted lofty career totals of 300 carries for 2027 yards (6.8-yard average) and 17 TDs, as well as 65 receptions for 894 yards (13.8) and nine TDs ... Also saw time returning punts and kickoffs ... Set single-season Oklahoma records in 2016 for all-purpose yards (2331) and all-purpose yards per game (194.3) ... Ranks third in school history in career receiving yards by a running back (894) and fourth in career receptions by a running back (65).

Career transactions: Selected by Cincinnati in second round of 2017 NFL Draft (48th overall) ... Signed with Bengals on 6-2-17.

Coach Ken Zampese says: "This guy can flat go. He's a very, very good football player — strong, explosive, change of direction, feel and instincts, catches the ball, can move him around on different places of the field, interviewed football IQ-wise very well, protections, explained his offense well. I think he has a very, very bright future."

College highlights: **2016**—Named first-team All-Big 12 ... Played in 12 games and rushed for team-high 1274 yards on 187 attempts (6.8), with 10 TDs, and caught 37 passes (second on team) for 538 yards (second on team) and five TDs ... Also threw for a TD ... Averaged 6.8 yards per carry, the fourth-best single-season mark in Sooners history ... Averaged 106.2 yards rushing per game and 44.8 receiving ... Played biggest in Big 12 play, averaging 200.8 all-purpose yards against conference foes ... Recorded seven TDs of longer than 40 yards ... Only player in school history, and only player FBS in 2016, to register TDs via pass, rush, reception and kickoff return in a single season ... Totaled 377 all-purpose yards (second-most in school history) and scored five TDs in win at Texas Tech ... In Texas Tech game, became first player in Oklahoma history to top 200 yards rushing (he had 263) and 100 yards receiving (114) ... Threw a 26-yard TD pass to Dede Westbrook against Kansas State ... Averaged 23.5 yards on 21 kickoff returns, including 97-yarder for TD vs. Ohio State. **2015**—Played in all 13 games, with four starts ... Totaled 753 rushing yards on 113

attempts (6.7), with seven TDs ... Receiving totals of 28 catches, 356 yards (12.7) and four TDs ... Rushed 14-for-136 and two TDs, including 66-yard score, in win at Oklahoma State ... Rushed for 154 yards and two scores vs. Texas Tech. **2014**—Did not play (suspension; redshirt).

Joe's 2016 among the best: The University of Oklahoma's backfield has seen it's share of exemplary rushing seasons throughout history. Nine College Football Hall of Fame ball-carriers have cycled through Norman over the years, and over the last decade, players like Adrian Peterson and DeMarco Murray reached stardom there to add to the school's rich running back tradition. That makes Joe Mixon's 2016 campaign all the more impressive. Only three times in school history has a back averaged better than Mixon's 6.8 yards per carry in 2016. College Football Hall of Famer Greg Pruitt, who also played 12 years in the NFL, was first to do it when he averaged 8.98 in 1971. Marcus Dupree was next, when in 1982, at the peak of his famously stellar but injury-shortened football career, he averaged 7.84. The only other Oklahoma back to best Mixon's 2016 mark was Billy Sims, another College Football Hall of Famer and NFL standout, who averaged 7.41 during his Heisman Trophy-winning season of 1978.

Coach Kyle Caskey says: "(Mixon's skills) are top notch. They're the kind that you can trust. He can catch the ball. He brings it in with his hands, he doesn't let it get into his body when he's running the ball. He can make people miss in space, he can run people over. He's 228 pounds, ran a mid-4.4 (second 40-yard dash) and has the agility in space of a smaller back."

High school: Attended Freedom High School in Oakley, Calif. (Bay Area) ... Rushed for 1704 yards and 23 TDs as a senior ... Ranked among the top running backs nationally and was one of the country's most highly recruited players ... Played in 2014 U.S. Army All-American Game ... Also played basketball and ran track.

Personal: Hometown is Oakley, Calif. ... African-American studies major at Oklahoma.



NICKERSON, HARDY

LB #56

Height: 6-0
Weight: 235
College: Illinois
Experience: Rookie in 2017

2016 games-starts: 0-0
Career games-starts: 0-0
Born: 1-5-94
Hometown: Oakland, Calif.
Acquired: CFA'17

A college free agent LB looking to crack Bengals roster after a productive college career ... Played three seasons at California before joining Illinois in 2016 as a graduate transfer ... Twice a team captain, once at California and once at Illinois ... A volume tackler, he logged double-digit tackles in seven of 12 games in 2016 ... Closed collegiate career with 353 tackles, good for sixth among active FBS players at the end of 2016 ... Son of former NFL LB Hardy Nickerson Sr., a five-time Pro-Bowler who Marvin Lewis coached with Steelers in 1992 during his first season as an NFL coach.


Career transactions: Signed with Cincinnati as college free agent on 5-5-17.

College highlights: Spent four years (2012-15) at California, with a redshirt year in '12, before joining Illinois in '16 as a graduate transfer ... Played in 47 career games (35 at Cal, 12 at Illinois), with 39 starts (27 Cal, 12 Illinois) ... Totaled 353 tackles (sixth among active FBS players at the end of 2016), including 14.5 for losses, with four sacks, four passes defended, two forced fumbles, four fumble recoveries and three INTs. **2016**—Joined Illinois program prior to season as a graduate transfer and played under his father, Illinois defensive coordinator Hardy Nickerson Sr. ... Team captain ... All-Big Ten honorable mention (coaches and media) ... Started all 12 games, and seven times recorded double-digit tackles ... Totaled 107 tackles (led team), including 5.5 for losses, with two sacks, two PDs, a fumble recovery and two INTs ... Logged 11 tackles, including a sack, in Illini debut vs. Murray State ... Recorded season-high 14 tackles at Michigan ... Logged 10 tackles, including one for a loss, in win vs. Michigan State ... Eight tackles and two INTs vs. Purdue. **2015**—Team captain; started all 13 games for Cal ... Led team with 112 tackles (most by a Cal player since 2009), including two for losses, with a sack and a fumble

recovery ... Named All-Pac 12 Honorable Mention by conference coaches ... Named Cal's Team MVP ... Logged eight tackles at UCLA ... Recorded 11 tackles on three occasions: at Utah, at Stanford and in Armed Forces Bowl vs. Air Force ... Had 13 tackles on two occasions: vs. USC and at Oregon ... Recorded career-high 16 tackles vs. Arizona State, his final home game at Cal. **2014**—Played in all 12 games at Cal, with six starts ... Totaled 69 tackles, including two for losses, with an INT and a forced fumble ... Recorded nine tackles vs. Colorado, including a critical stop on third-and-goal from the Cal one-yard line on Colorado's second OT drive ... Nine tackles and an INT at USC. **2013**—Played in 10 games, with eight starts ... Totaled 64 tackles, including five for losses, with a forced fumble and a fumble recovery ... Logged 11 tackles vs. Portland State, his first career start ... Tallied 11 tackles vs. Ohio State ... Recorded nine tackles at UCLA, including one for a loss, along with a pass breakup ... Five tackles and a forced fumble vs. Oregon. **2012**—Did not play (redshirt).

High school: Attended Bishop O'Dowd High School in Oakland, Calif. ... Totaled 153 tackles, with a sack, INT and FR as a senior, en route to being named All-Metro by the San Francisco Chronicle ... Also played RB, totaling 78 rushes for 453 yards and six TDs, as well as eight receptions for 48 yards ... Named one of three National Football Foundation and College Football Hall of Fame Outstanding Scholar Athletes from Alameda County.

Personal: Hometown is Oakland, Calif. ... Graduated from Cal in May 2016 with a bachelor's degree in legal studies ... Father, Hardy Nickerson Sr., played 16 seasons in the NFL (including one under Marvin Lewis when Lewis was LBs coach in Pittsburgh in 1992), earning four all-pro and five Pro Bowl selections ... Has a twin sister, Haleigh, who also attended Cal.



OGBUEHI, CEDRIC

OT #70

Height: 6-5

Weight: 310

College: Texas A&M

Experience: 3rd-year player in 2017

2016 games-starts: 14-12

Career games-starts: 19-12

Born: 4-25-92

Hometown: Allen, Texas

Acquired: D1'15

Bengals top 2015 draft choice played 14 games in '16, with 12 starts, but ended season on Reserve/Injured (shoulder) ... Expected to be considered as a possible starter at LOT in 2017 ... Made NFL debut in '15 season's last five games and Wild Card playoff, after rehabbing ACL tear suffered at Texas A&M in December 2014 ... Seen as possible top-five pick in '15 draft before suffering the injury in Aggies' Liberty Bowl game; Bengals took him with 21st overall pick.

Career transactions: Selected by Cincinnati in first round of 2015 NFL Draft (21st overall) ... Signed with Bengals on 6-11-15.

2016 highlights: Started at ROT in Games 1-11, often splitting time with veteran Eric Winston ... Active/DNP for Game 12, yielding starting role to Winston, and saw brief offensive action in Games 13-14 ... Started Game 15 at LOT and saw reserve snaps on offense Jan. 1 vs. Baltimore ... Helped Andy Dalton throw consecutive games of 366 yards on Sept. 11 at N.Y. Jets and Sept. 18 at Pittsburgh ... Blocked for rushing attack that totaled 143 net yards on Sept. 25 vs. Denver ... Helped offense control possession for 38:02 on Sept. 29 vs. Miami ... On Oct. 23 vs. Cleveland, part of Bengals' highest net offense (559) since 1990, with a 300-yard passer (Dalton, 308), a 100-yard receiver (A.J. Green, 169) and a 100-yard rusher (Jeremy Hill, 168) ... On Oct. 30 vs. Washington, helped offense generate 415 total net yards and a tied-for-franchise-record 35 first downs ... Started at LOT Dec. 24 at Houston, but suffered shoulder injury and was placed on Reserve/Injured on Dec. 30.

Previous season: 2015—Opened Bengals career in rehab mode from college knee injury ... On Reserve/Non-Football Injury list for Games 1-10 ... Activated to roster prior to Nov. 29 game vs. St. Louis ... Game-day inactive against the Rams, and played in Games 12-16 and Wild Card playoff ... In his NFL debut Dec. 6 at Cleveland, on his first snap, was in lineup as an extra blocker for a one-yard TD run by Jeremy Hill ... Saw action as "big tight end," an extra blocker and eligible receiver, on selected plays.

College: Played four seasons (2011-14) at Texas A&M, with a redshirt year in 2010 ... Played in 47 games, with 43 starts ... In his final college outing, the 2014 season Liberty Bowl, finished game despite suffering third-quarter knee injury that later was diagnosed as ACL tear ... Played G and both OT positions during career, in which Aggies went 35-17 with 4-0 record in bowls ... As a senior, provided protection for passing attack that led SEC in passing yards and TDs, and team ranked No. 5 nationally in scoring and total offense ... Earned first-team All-America nod from Walter Camp Foundation in '14 ... Started all 13 games at G for 11-2 team in 2012, providing protection for Heisman Trophy QB Johnny Manziel.

Personal: Hometown is Allen, Texas, 30 miles north of Dallas ... Attended Allen High School, where as a senior he earned second-team all-state and U.S. Army All-American ... Associated Press First-Team All-State selection as a junior ... Earned bachelor's degree from Texas A&M in August 2014 in recreation, parks and tourism sciences ... Last name is pronounced "o-BWAY-hee."

CEDRIC OGBUEHI'S STATISTICS


GAMES-STARTS

| YEAR | TEAM | GAMES | STARTS |
|--------|-----------------|-------|--------|
| 2015 | Cincinnati..... | 5 | 0 |
| 2016 | Cincinnati..... | 14 | 12 |
| CAREER | | 19 | 12 |

POSTSEASON

GAMES-STARTS

| YEAR | TEAM | GAMES | STARTS |
|--------|-----------------|-------|--------|
| 2015 | Cincinnati..... | 1 | 0 |
| CAREER | | 1 | 0 |



PEERMAN, CEDRIC

HB #30

Height: 5-10
Weight: 212
College: Virginia
Experience: 8th-year player in 2017

2016 games-starts: 6-0
Career games-starts: 92-1
Born: 10-10-86
Hometown: Gladys, Va.
Acquired: W(Det.)'10

An eighth-year special teams ace who opened the '16 season on Reserve/Injured list and returned to play in Games 11-16 ... Was designated by Bengals as the one player permitted to be returned to play from R/I in '16 ... Had been on R/I due to forearm fracture suffered in preseason on Aug. 28 at Jacksonville ... Made the Pro Bowl as a special teamer after 2015 season ... Led Bengals by six in special teams tackles (17) in '15 season, leading team for second straight season ... Helped '15 team to a No. 3 NFL ranking in opponents' average drive start on kickoffs (20.2 yard-line) ... Has total of 75 career special teams stops for Bengals ... Also has been productive on offense when opportunity has come his way.

Career transactions: Selected by Baltimore in sixth round of 2009 NFL Draft (185th overall) ... Signed with Ravens on 6-17-09 ... Waived by Ravens on 9-5-09 ... Acquired on waivers by Cleveland on 9-6-09 ... Waived by Browns on 9-26-09 ... Signed to Browns practice squad on 9-29-09 ... Released from Browns practice squad on 10-27-09 ... Signed to Detroit practice squad on 10-30-09 ... Signed to Lions roster on 12-15-09 ... Waived by Lions on 4-25-10 ... Acquired on waivers by Cincinnati on 4-27-10 ... Re-signed with Bengals as exclusive rights player on 7-29-11 ... Re-signed with Bengals as exclusive rights player on 3-12-12 ... Re-signed with Bengals on 3-7-13 ... Re-signed with Bengals as unrestricted free agent on 4-9-15 ... Re-signed with Bengals as unrestricted free agent on 3-23-17.

Pro Bowl participation: Earned his first Pro Bowl nod for 2015 season game in Honolulu, added to roster as special teamer after finishing as first alternate in initial voting ... Played for Team Rice (no statistics).

2016 recap: Suffered forearm fracture on Aug. 28 at Jacksonville ... Placed on Reserve/Injured list on Sept. 4 ... Designated to return to practice from Reserved/Injured list on Nov. 23 ... Activated to roster on Nov. 26 and played in Games 11-16, rushing six-for-15, with three special teams tackles ... One special teams stop on Nov. 27 at Baltimore, Dec. 11 at Cleveland and Dec. 24 at Houston ... Rushed six-for-15 Jan. 1 vs. Baltimore.

Previous seasons: **2009**—In preseason for Baltimore, college free agent rushed 14-for-40 with a TD and had four receptions for 42 yards ... Joined Cleveland at start of regular season, and was inactive for Browns for Games 1-2 ... Spent time on Browns and Lions practice squads before playing (no statistics) in Games 14-15 for Detroit. **2010**—Acquired by Bengals on waivers from Detroit and was on roster for full season, playing in seven games ... In preseason, led Bengals in rushing yards (201) and yards per carry (6.5), and his 93-yard TD sprint on Sept. 2 at Indianapolis was NFL's longest 2010 preseason scrimmage gain. **2011**—Played in 15 Bengals games plus Wild Card playoff, seeing brief action on offense and tying for second on team in special teams tackles (13) ... Two special teams tackles Oct. 16 vs. Indianapolis, and had key block on 33-yard Brandon Tate punt return that set up TD ... Team-leading three special

teams tackles Nov. 13 vs. Pittsburgh. **2012**—Played in 14 games and in Wild Card playoff ... Inactive for Games 13-14, due to ankle injury ... Rushed 36-for-258 (including two-for-80 on fake punts), with one TD ... Also had career highs of nine receptions and 85 yards ... Fourth on team in special teams tackles (nine) ... On Sept. 30 at Jacksonville, took direct snap as an upback on a fake punt and ran 48 yards to Jaguars 18, setting up a Bengals TD ... On Oct. 14 at Cleveland, logged team-leading eight receptions for 76 yards (second on team), with one rush for seven yards ... Only rush Oct. 21 vs. Pittsburgh was a five-yard TD, his first career score ... On Nov. 18 at Kansas City, his 32-yard run on a fake punt extended first-quarter TD drive for a 7-3 lead, and he finished game with career-best 75 rushing yards (on eight carries) ... Rushed eight-for-61 (7.6) on Nov. 25 vs. Oakland, including a 31-yarder to Raiders five that set up TD. **2013**—Played in Games 1-16 and in Wild Card playoff ... Ranked fourth on team in special teams tackles (10) for the regular season ... On Sept. 22 vs. Green Bay, preserved a Bengals possession with recovery of Brandon Tate fumble on KOR in third quarter. **2014**—Played in Games 1-16 and in Wild Card playoff ... Led team with 15 special teams tackles ... Rushed five-for-15 and had two special teams tackles on Sept. 21 vs. Tennessee, and downed a punt at Titans two, leading to a safety for Bengals ... Led team with three special teams tackles on Dec. 14 at Cleveland, highest single-game total for a Bengals player on the season ... Two special teams tackles in Wild Card playoff at Indianapolis. **2015**—Played in Games 1-16 and in Wild Card playoff ... His 17 special teams tackles led team by six, and he posted two tackles on defense, from a stop and forced fumble defending a fake punt ... Two special teams tackles Sept. 13 at Oakland ... On Sept. 27 at Baltimore, forced a fumble on a fake punt run by Anthony Levine Sr., but Levine recovered for a first down ... On Nov. 1 at Pittsburgh, recorded two special teams tackles, nailing kickoff returners with solo tackles at the 10 and 15-yard lines ... Two special teams stops Nov. 29 vs. St. Louis ... Season-best four special teams stops Jan. 3 vs. Baltimore.

College: Played four seasons (2005-08) at Virginia, posting 10th-best all-purpose yards total (3349) in Cavaliers history ... Played 41 games with 18 starts ... Totaled 1749 career rushing yards, with 4.6 average, and scored 15 TDs ... Was 67-for-344 receiving (5.1) with a TD, and averaged 25.1 yards on 50 KORs ... Redshirted (did not play) in 2004.

Personal: Born in Lynchburg, Va. ... Attended William Campbell High School in Gladys, Va., where he scored a state-record 708 points, including 112 TDs ... Named Virginia prep player of the year as a senior ... Won state titles in track in the 100 meters as a prep junior and senior ... Is licensed as a minister ... Enjoys fishing, hunting and working on cars.

NOTE ABOUT NFL EXPERIENCE: Peerman did not earn an accrued year of experience toward NFL free agency in 2009 because he was not on a 53-player roster, a Reserve/Injured list or a Reserve/Physically Unable to Perform list for the required minimum of six games that season.

CEDRIC PEERMAN'S STATISTICS

| YEAR | TEAM | G-S | RUSHING | | | | | RECEIVING | | | | | SCORING | | | | | |
|-------------|------------|------|---------------|-----|-----|-----|----|---------------|-----|------|-----|----|---------------|------|------|-------|-------|-----|
| | | | ATT | YDS | AVG | LG | TD | NO | YDS | AVG | LG | TD | TD | TD-R | TD-P | TD-Rt | 2-PtC | PTS |
| 2009 | Cleveland | 0-0 | DID NOT PLAY* | | | | | DID NOT PLAY* | | | | | DID NOT PLAY* | | | | | |
| | Detroit | 2-0 | 0 | 0 | — | — | 0 | 0 | 0 | — | — | 0 | 0 | 0 | 0 | 0 | 0 | 0 |
| 2010 | Cincinnati | 7-0 | 2 | 1 | 0.5 | 1 | 0 | 1 | 11 | 11.0 | 11 | 0 | 0 | 0 | 0 | 0 | 0 | 0 |
| 2011 | Cincinnati | 15-0 | 3 | 15 | 5.0 | 11 | 0 | 0 | 0 | — | — | 0 | 0 | 0 | 0 | 0 | 0 | 0 |
| 2012 | Cincinnati | 14-1 | 36 | 258 | 7.2 | 48 | 1 | 9 | 85 | 9.4 | 16 | 0 | 1 | 1 | 0 | 0 | 0 | 6 |
| 2013 | Cincinnati | 16-0 | 8 | 17 | 2.1 | 5 | 0 | 0 | 0 | — | — | 0 | 0 | 0 | 0 | 0 | 0 | 0 |
| 2014 | Cincinnati | 16-0 | 15 | 43 | 2.9 | 21 | 0 | 3 | 27 | 9.0 | 17 | 0 | 0 | 0 | 0 | 0 | 0 | 0 |
| 2015 | Cincinnati | 16-0 | 0 | 0 | — | — | 0 | 0 | 0 | — | — | 0 | 0 | 0 | 0 | 0 | 0 | 0 |
| 2016 | Cincinnati | 6-0 | 6 | 15 | 2.5 | 4 | 0 | 0 | 0 | — | — | 0 | 0 | 0 | 0 | 0 | 0 | 0 |
| CLE. TOTALS | | | 0 | 0 | — | — | 0 | 0 | 0 | — | — | 0 | 0 | 0 | 0 | 0 | 0 | 0 |
| DET. TOTALS | | | 0 | 0 | — | — | 0 | 0 | 0 | — | — | 0 | 0 | 0 | 0 | 0 | 0 | 0 |
| CIN. TOTALS | | | 90-1 | 70 | 349 | 5.0 | 48 | 1 | 13 | 123 | 9.5 | 17 | 0 | 1 | 1 | 0 | 0 | 6 |
| CAREER | | | 92-1 | 70 | 349 | 5.0 | 48 | 1 | 13 | 123 | 9.5 | 17 | 0 | 1 | 1 | 0 | 0 | 6 |

| YEAR | TEAM | SPECIAL TEAMS | | | | | | | | KICKOFF RETURNS | | | | | | PUNT RETURNS | | | | | |
|--------|------------|---------------|----|----|----|--------|----|-----|-----|-----------------|-----|------|----|----|----|--------------|-----|-----|----|----|----|
| | | ST | AT | TT | FF | FR-YDS | BP | BFG | BXP | NO | YDS | AVG | FC | LG | TD | NO | YDS | AVG | FC | LG | TD |
| 2010 | Cincinnati | 4 | 1 | 5 | 0 | 0-0 | 0 | 0 | 0 | 0 | 0 | — | 0 | — | 0 | — | — | — | — | — | — |
| 2011 | Cincinnati | 12 | 1 | 13 | 0 | 0-0 | 0 | 0 | 0 | 1 | 10 | 10.0 | 0 | 10 | 0 | — | — | — | — | — | — |
| 2012 | Cincinnati | 8 | 1 | 9 | 0 | 0-0 | 0 | 0 | 0 | 2 | 37 | 18.5 | 0 | 19 | 0 | — | — | — | — | — | — |
| 2013 | Cincinnati | 8 | 2 | 10 | 0 | 0-0 | 0 | 0 | 0 | 4 | 66 | 16.5 | 1 | 26 | 0 | — | — | — | — | — | — |
| 2014 | Cincinnati | 14 | 1 | 15 | 0 | 0-0 | 0 | 0 | 0 | 0 | 0 | — | 0 | — | 0 | — | — | — | — | — | — |
| 2015 | Cincinnati | 13 | 4 | 17 | 0 | 0-0 | 0 | 0 | 0 | 4 | 44 | 11.0 | 0 | 20 | 0 | — | — | — | — | — | — |
| 2016 | Cincinnati | 2 | 1 | 3 | 0 | 0-0 | 0 | 0 | 0 | 0 | 0 | — | 0 | — | 0 | — | — | — | — | — | — |
| CAREER | | 61 | 11 | 72 | 0 | 0-0 | 0 | 0 | 0 | 11 | 157 | 14.3 | 1 | 26 | 0 | — | — | — | — | — | — |

ADDITIONAL STATISTICS: In 2015, Peerman recorded a forced fumble and two tackles on a single play (one of the tackles was credited for the forced fumble itself, and the other for tackling the fumble recoverer during his return). The opponent had lined up in a fake punt formation on the play, but since the opponent did not actually punt, Peerman's forced fumble and two tackles were scored as defensive statistics rather than special teams statistics.

RUSHING SINGLE-GAME HIGHS: ATTEMPTS—8 (two times; most recently for Cincinnati on 11-25-12 vs. Oakland). YARDS—75 (for Cincinnati; 11-18-12 at Kansas City). LONG—48 (for Cincinnati; 9-30-12 at Jacksonville). TOUCHDOWNS—1 (for Cincinnati; 10-21-12 vs. Pittsburgh).

RECEIVING SINGLE-GAME HIGHS: RECEPTIONS—8 (for Cincinnati; 10-14-12 at Cleveland). YARDS—76 (for Cincinnati; 10-14-12 at Cleveland). LONG—17 (for Cincinnati; 11-2-14 vs. Jacksonville). TOUCHDOWNS—(none).

KICKOFF RETURN SINGLE-GAME HIGHS: RETURNS—1 (eleven times; most recently for Cincinnati on 1-3-16 vs. Baltimore). YARDS—26 (for Cincinnati; 12-29-13 vs. Baltimore). LONG—26 (for Cincinnati; 12-29-13 vs. Baltimore). TOUCHDOWNS—(none).

POSTSEASON

| | | | RUSHING | | | | | RECEIVING | | | | | SCORING | | | | | |
|--------|------------|-----|---------|-----|-----|----|----|-----------|-----|-----|----|----|---------|------|------|-------|-------|-----|
| YEAR | TEAM | G-S | ATT | YDS | AVG | LG | TD | NO | YDS | AVG | LG | TD | TD | TD-R | TD-P | TD-Rt | 2-PtC | PTS |
| 2011 | Cincinnati | 1-0 | 0 | 0 | — | — | 0 | — | — | — | — | — | — | — | — | — | — | — |
| 2012 | Cincinnati | 1-0 | 0 | 0 | — | — | 0 | — | — | — | — | — | — | — | — | — | — | — |
| 2013 | Cincinnati | 1-0 | 0 | 0 | — | — | 0 | — | — | — | — | — | — | — | — | — | — | — |
| 2014 | Cincinnati | 1-0 | 0 | 0 | — | — | 0 | — | — | — | — | — | — | — | — | — | — | — |
| 2015 | Cincinnati | 1-0 | 0 | 0 | — | — | 0 | — | — | — | — | — | — | — | — | — | — | — |
| CAREER | | 5-0 | 0 | 0 | — | — | 0 | — | — | — | — | — | — | — | — | — | — | — |


| YEAR | TEAM | SPECIAL TEAMS | | | | | | | | KICKOFF RETURNS | | | | | | PUNT RETURNS | | | | | |
|--------|------------|---------------|----|----|----|--------|----|-----|-----|-----------------|-----|------|----|----|----|--------------|-----|-----|----|----|----|
| | | ST | AT | TT | FF | FR-YDS | BP | BFG | BXP | NO | YDS | AVG | FC | LG | TD | NO | YDS | AVG | FC | LG | TD |
| 2012 | Cincinnati | 1 | 0 | 1 | 0 | 0-0 | 0 | 0 | 0 | 1 | 10 | 10.0 | 0 | 10 | 0 | — | — | — | — | — | — |
| 2013 | Cincinnati | 0 | 0 | 0 | 0 | 0-0 | 0 | 0 | 0 | 1 | 23 | 23.0 | 0 | 23 | 0 | — | — | — | — | — | — |
| 2014 | Cincinnati | 0 | 2 | 2 | 0 | 0-0 | 0 | 0 | 0 | 0 | 0 | — | 0 | — | 0 | — | — | — | — | — | — |
| CAREER | | 1 | 2 | 3 | 0 | 0-0 | 0 | 0 | 0 | 2 | 33 | 16.5 | 0 | 23 | 0 | — | — | — | — | — | — |

* NOTE: Peerman was inactive for two regular-season games and on the practice squad for four regular-season games with Cleveland in 2009.

2016 GAME-BY-GAME

| DATE | OPPONENT | RUSHING | | | | | RECEIVING | | | | |
|--------|----------------|---------|-----|-------------------|----|----|-----------|-----|-------------------|----|----|
| | | ATT | YDS | AVG | LG | TD | NO | YDS | AVG | LG | TD |
| 9-11 | at N.Y. Jets | | | RESERVE / INJURED | | | | | RESERVE / INJURED | | |
| 9-18 | at Pittsburgh | | | RESERVE / INJURED | | | | | RESERVE / INJURED | | |
| 9-25 | DENVER | | | RESERVE / INJURED | | | | | RESERVE / INJURED | | |
| 9-29 | MIAMI | | | RESERVE / INJURED | | | | | RESERVE / INJURED | | |
| 10-9 | at Dallas | | | RESERVE / INJURED | | | | | RESERVE / INJURED | | |
| 10-16 | at New England | | | RESERVE / INJURED | | | | | RESERVE / INJURED | | |
| 10-23 | CLEVELAND | | | RESERVE / INJURED | | | | | RESERVE / INJURED | | |
| 10-30 | WASHINGTON | | | RESERVE / INJURED | | | | | RESERVE / INJURED | | |
| 11-6 | — BYE — | | | | | | | | | | |
| 11-14 | at N.Y. Giants | | | RESERVE / INJURED | | | | | RESERVE / INJURED | | |
| 11-20 | BUFFALO | | | RESERVE / INJURED | | | | | RESERVE / INJURED | | |
| 11-27 | at Baltimore | 0 | 0 | — | — | 0 | 0 | 0 | — | — | 0 |
| 12-4 | PHILADELPHIA | 0 | 0 | — | — | 0 | 0 | 0 | — | — | 0 |
| 12-11 | at Cleveland | 0 | 0 | — | — | 0 | 0 | 0 | — | — | 0 |
| 12-18 | PITTSBURGH | 0 | 0 | — | — | 0 | 0 | 0 | — | — | 0 |
| 12-24 | at Houston | 0 | 0 | — | — | 0 | 0 | 0 | — | — | 0 |
| 1-1 | BALTIMORE | 6 | 15 | 2.5 | 4 | 0 | 0 | 0 | — | — | 0 |
| TOTALS | | 6 | 15 | 2.5 | 4 | 0 | 0 | 0 | — | — | 0 |

| DATE | OPPONENT | SPECIAL TEAMS | | | | | | | | KICKOFF RETURNS | | | | | | PUNT RETURNS | | | | | |
|--------|----------------|---------------|----|----|----|-------------------|----|-----|-----|-----------------|-----|-----|----|----|----|--------------|-----|-----|----|----|----|
| | | ST | AT | TT | FF | FR-YDS | BP | BFG | BXP | NO | YDS | AVG | FC | LG | TD | NO | YDS | AVG | FC | LG | TD |
| 9-11 | at N.Y. Jets | | | | | RESERVE / INJURED | | | | | | | | | | | | | | | |
| 9-18 | at Pittsburgh | | | | | RESERVE / INJURED | | | | | | | | | | | | | | | |
| 9-25 | DENVER | | | | | RESERVE / INJURED | | | | | | | | | | | | | | | |
| 9-29 | MIAMI | | | | | RESERVE / INJURED | | | | | | | | | | | | | | | |
| 10-9 | at Dallas | | | | | RESERVE / INJURED | | | | | | | | | | | | | | | |
| 10-16 | at New England | | | | | RESERVE / INJURED | | | | | | | | | | | | | | | |
| 10-23 | CLEVELAND | | | | | RESERVE / INJURED | | | | | | | | | | | | | | | |
| 10-30 | WASHINGTON | | | | | RESERVE / INJURED | | | | | | | | | | | | | | | |
| 11-6 | — BYE — | | | | | | | | | | | | | | | | | | | | |
| 11-14 | at N.Y. Giants | | | | | RESERVE / INJURED | | | | | | | | | | | | | | | |
| 11-20 | BUFFALO | | | | | RESERVE / INJURED | | | | | | | | | | | | | | | |
| 11-27 | at Baltimore | 1 | 0 | 1 | 0 | 0-0 | 0 | 0 | 0 | — | — | — | — | — | — | — | — | — | — | — | — |
| 12-4 | PHILADELPHIA | 0 | 0 | 0 | 0 | 0-0 | 0 | 0 | 0 | — | — | — | — | — | — | — | — | — | — | — | — |
| 12-11 | at Cleveland | 1 | 0 | 1 | 0 | 0-0 | 0 | 0 | 0 | — | — | — | — | — | — | — | — | — | — | — | — |
| 12-18 | PITTSBURGH | 0 | 0 | 0 | 0 | 0-0 | 0 | 0 | 0 | — | — | — | — | — | — | — | — | — | — | — | — |
| 12-24 | at Houston | 0 | 1 | 1 | 0 | 0-0 | 0 | 0 | 0 | — | — | — | — | — | — | — | — | — | — | — | — |
| 1-1 | BALTIMORE | 0 | 0 | 0 | 0 | 0-0 | 0 | 0 | 0 | — | — | — | — | — | — | — | — | — | — | — | — |
| TOTALS | | 2 | 1 | 3 | 0 | 0-0 | 0 | 0 | 0 | — | — | — | — | — | — | — | — | — | — | — | — |



PERKINS, KENT

G/OT #78

Height: 6-5
Weight: 320
College: Texas
Experience: Rookie in 2017

2016 games-starts: 0-0
Career games-starts: 0-0
Born: 11-19-94
Hometown: Dallas, Texas
Acquired: CFA'17

A versatile offensive line prospect known for his size and strength ... Of his 34 career starts at Texas, 22 were at RG and 12 were at ROT ... Considered a key player on one of college football's top run-blocking offensive lines over his three years as a starter ... Starting RG on powerful 2016 Longhorn offensive line that blocked for nation's leading rusher, D'Onta Foreman ... Did not receive NFL Combine invite, but his 35 bench press reps at Texas' pro day would have tied for the most among all players at the combine.

Career transactions: Signed with Cincinnati as college free agent on 5-5-17.

College highlights: Three-year starter ... Played in 39 career games, with 22 starts (22 at RG, 12 at ROT). **2016**—Started 10 games, all at RG ... Helped offensive line pave way for RB D'Onta Foreman's nation-leading 2028 rushing yards ... Foreman averaged 188 yards per game and 6.1 yards per rush in the 10 contests Perkins started, including three 250-yard efforts ... In win at Texas Tech, blocked for offense that tallied 658 yards of offense, including 414 rushing yards ... Helped offense total 567 yards of offense at Cal, including 307 rushing yards. **2015**—Recorded 10 starts, with the first eight coming at ROT

before sliding to right guard for the final two to replace the Longhorns' injured starter ... Helped offense average 224.8 rushing yards per game, as well as three separate games with six rushing TDs ... Named team's offensive MVP after helping pave way for 274 rushing yards and three rushing TDs in win vs. Kansas State (started at ROT) ... In win vs. Kansas, aided blocking effort for 299 yards rushing, with six rushing TDs, as well as 299 yards passing ... Helped offense to 403 yards rushing, with six rushing TDs, in win vs. Texas Tech. **2014**—Started all 13 games (10 at RG, three at ROT) ... Aided output of 512 total yards, including 241 yards rushing, in win vs. Iowa State. **2013**—Played in six games, with one start ... In first career start, at ROT vs. Texas Tech, helped Longhorns total 463 yards of offense, including 281 rushing.

High school: Attended Lake Highlands High School in Dallas, Texas ... Earned Parade All-American honors as a senior ... Played in 2013 U.S. Army All-American Game ... Participated in track and field as a freshman, and wrestled as a sophomore and junior.

Personal: Hometown is Dallas, Texas ... Health promotion major at Texas.



REDMOND, ALEX

G #62

Height: 6-5

Weight: 330

College: UCLA

Experience: 1st-year player in 2017

2016 games-starts: 0-0

Career games-starts: 0-0

Born: 1-18-95

Hometown: Cerritos, Calif.

Acquired: CFA'16

A 2016 college free agent signee who earned a spot on the practice squad as a rookie ... Showed good quickness and pulling ability during three seasons at UCLA, seeing action at guard and center ... Helped lead UCLA to three bowl appearances and a pair of 10-win seasons ... Credited by college analysts with a "nasty attitude" on the field.

Career transactions: Signed with Cincinnati as a college free agent on 5-6-16 ... Waived by Bengals on 9-3-16 ... Signed to Bengals practice squad on 9-4-16 ... Signed to Bengals roster on 1-2-17.

2016 highlights: On practice squad for Games 1-16 ... Played in first two preseason games and missed the last two, due to an injury.

College: Played three seasons for UCLA (2013-2015), seeing action in 33 games (31 starts) ... His three seasons coincided with those of RB Paul Perkins, whose 3488 rushing yards (5.6 average) ranks third in school history ... In '15, blocked for 1343 rushing yards by Perkins and part of pass protection unit that surrendered just 14 sacks, second-lowest total in school history ... In '14, supported Perkins for UCLA-record 1572 rushing yards, with 6.3-yard average, and helped Bruins finish 10-3 with Alamo Bowl victory over Kansas State ... Started all 13 games at RG in '13, matching school record for true freshman

position player, and helped team finish 10-3 with Sun Bowl win over Virginia Tech ... Named Freshman All-American by Sporting News, Football Writers Association and Athlon.

Personal: Hometown is Cerritos, Calif. ... Enjoys paintball and poetry ... Attended Los Alamitos (Calif.) High School, where he was team captain for a pair of league championship teams and also a team captain in wrestling ... Named as high school's Male Athlete of the Year as a senior.


NOTE ABOUT NFL EXPERIENCE: Redmond did not earn an accrued year of experience toward NFL free agency in 2016 because he was not on a 53-player roster, a Reserve/Injured list or a Reserve/Physically Unable to Perform list for the required minimum of six games.

ALEX REDMOND'S STATISTICS

GAMES-STARTS

| YEAR | TEAM | GAMES | STARTS |
|--------|-----------------|---------------|--------|
| 2016 | Cincinnati..... | *DID NOT PLAY | |
| CAREER | | 0 | 0 |

* NOTE: Redmond was on the practice squad for 16 regular-season games with Cincinnati in 2016.



REY, VINCENT

LB #57

Height: 6-0
Weight: 245
College: Duke
Experience: 7th-year player in 2017

2016 games-starts: 16-12
Career games-starts: 98-37
Born: 9-6-87
Hometown: Far Rockaway, N.Y.
Acquired: CFA'10

Rey has made huge strides since signing in 2010 as a college free agent ... Has played in 98 consecutive regular-season games, second among all NFL LBs at conclusion of 2016 season ... Has also played in all five postseason games of his Bengals career ... Fourth on team in tackles in '16, after leading team by wide margins in '14 and '15 ... Only player in Bengals history to log three sacks and one INT in a game ... Has not missed a Bengals game since making NFL debut in Game 15 of '10 ... Captain of '16 special teams.

Career transactions: Signed with Cincinnati as college free agent on 4-30-10 ... Waived by Bengals on 9-4-10 ... Signed to Bengals practice squad on 9-5-10 ... Signed to Bengals roster on 12-8-10 ... Re-signed with Bengals on 3-12-12 ... Re-signed with Bengals as exclusive-rights player on 4-3-13 ... Re-signed with Bengals as restricted free agent on 3-15-14 ... Re-signed with Bengals as unrestricted free agent on 3-10-16.

The only one: In the Bengals' franchise total of 756 regular-season games and 19 postseason contests, Rey is the only Cincinnati player to log an INT and as many as three sacks in a game. He did it on Nov. 10, 2013 at Baltimore. In the second quarter, at the Cincinnati 31-yard line, he corralled a Joe Flacco pass and returned four yards to the 35. Later in the quarter, he had sacks against Flacco of one and 11 yards. And in the third quarter, he dropped Flacco for seven yards. All three sacks led directly to Baltimore punts, the first and third of them coming on third-down plays. For the game, Rey had 13 tackles on defense and two on special teams.

2016 general: Played in Games 1-16, with 12 starts ... Posted 79 tackles (fourth on team), one INT, one FR and seven passes defended (tied for fourth) ... Also had seven special teams tackles ... Had team's second-highest single-game tackle total of season on Nov. 14 at N.Y. Giants, logging 14.

2016 game-by-game: Nine tackles Sept. 11 at N.Y. Jets ... Six tackles Sept. 18 at Pittsburgh ... Seven tackles Sept. 25 vs. Denver ... On Oct. 9 at Dallas, returned a Dak Prescott fumble 10 yards to Bengals 41 in third quarter ... On Oct. 23 vs. Cleveland, intercepted a deflected Kevin Hogan pass in fourth quarter, returning six yards ... Six tackles Oct. 30 vs. Washington ... Posted 14 tackles, second most in a game on the team, on Nov. 14 at N.Y. Giants ... Eight tackles Nov. 20 vs. Buffalo ... Seven tackles and two passes defended Dec. 24 at Houston ... Seven tackles and a pass defended Jan. 1 vs. Baltimore.

Previous seasons: **2010**—Opened rookie season on practice squad, and signed to roster the week of Game 13 ... Inactive for Games 13-14, and played in Games 15-16 ... Made NFL debut Dec. 26 vs. San Diego, recording two special teams tackles. **2011**—Finished fifth on special teams with nine tackles ... Had two special teams tackles Sept. 11 at Cleveland, Oct. 16 vs. Indianapolis and Oct. 30 at Seattle. **2012**—Made one start and had 18 tackles, one sack and one pass defended for season ... His 12 special teams tackles ranked third on team ... Started Sept. 16 vs. Cleveland at WLB, replacing injured Thomas Howard, and finished second on team in tackles (nine) ... Led special teams with three tackles on both Dec. 30 vs. Baltimore and in Wild Card playoff

at Houston. **2013**—Played Games 1-16 and Wild Card playoff, starting Games 9-11 as replacement for injured MLB Rey Mauluga ... Had 54 tackles on defense, after entering year with just 18 in career ... Third on team in special teams tackles (11) ... Had four sacks and two INTs (one returned for TD), and tied for second on team in tackles-for-loss (seven) ... On Oct. 6 vs. New England, stopped RB LeGarrette Blount for no gain on first-and-goal play from one in fourth quarter, and defense went on to hold Patriots to FG ... Had two tackles on the four plays of a goal-line stand Oct. 13 at Buffalo ... Details on his three-sack, one-INT performance Nov. 10 at Baltimore are in previous item ("The only one") ... Set up game's first score Dec. 22 vs. Minnesota, with a sack-and-strip of Matt Cassel, and returned second quarter INT 25 yards for his first career TD. **2014**—Led team in tackles (121) by a margin of 30 ... Played every game, and started 11 as Rey Mauluga and Vontaze Burfict missed time due to injuries ... Started Wild Card playoff at Houston as replacement for Burfict ... Led team or tied for team lead in tackles in each of last seven games ... Had team's three highest single-game tackle totals ... On Oct. 19 at Indianapolis, posted team season-high in tackles (16) ... Led team with 12 tackles on Nov. 16 at New Orleans and with 10 on Nov. 23 at Houston ... Led team with 15 tackles Dec. 7 vs. Pittsburgh, and had a pass defended ... Led team with 11 tackles in playoff-clinching win Dec. 22 vs. Denver ... Led team with 11 tackles in Wild Card playoff at Indianapolis, and had a forced fumble against RB Dan Herron (Colts recovered). **2015**—Played in Games 1-16, with eight starts ... His 95 tackles led team by 20, and his five total passes defended, including one INT, tied for front-seven lead ... Had game-clinching INT on Sept. 20 vs. San Diego, out-leaping Chargers WR Malcolm Floyd late in fourth quarter ... Team-best eight tackles Sept. 27 at Baltimore ... Led team with 15 tackles (team season-high) on Oct. 4 vs. Kansas City ... Continued his strong play Oct. 11 vs. Seattle, recording a team-high 13 tackles and a pass defended ... On Nov. 1 at Pittsburgh led team in tackles (eight) and had a pass defended ... On Nov. 16 vs. Houston, logged eight-yard sack of T.J. Yates ... Six tackles Nov. 29 vs. St. Louis ... Two tackles and a pass defended in Wild Card playoff vs. Pittsburgh.

College: Played four seasons (2006-09) at Duke, seeing action in 48 games, with 35 starts ... A two-year team captain, he left Blue Devils ranked ninth in program history in tackles (330) ... Averaged 106 tackles per year over his last three seasons ... Set school record with three fumble returns for TDs, and also had 28 tackles for loss, 5.5 sacks and three INTs.

Personal: Hometown is Far Rockaway, N.Y. ... Attended Bayside High School, and later spent one season at Mercersburg (Pa.) Academy ... Earned sociology degree from Duke, and in 2009 earned a University Scholar-Athlete award from National Football Foundation and College Hall of Fame ... Married (wife Noel) with a daughter (Talia) ... Enjoys community work, bowling and watching movies ... Last name is pronounced "RAY."

NOTE ABOUT NFL EXPERIENCE: Rey did not earn an accrued year of experience toward NFL free agency in 2010 because he was not on a 53-player roster, a Reserve/Injured list or a Reserve/Physically Unable to Perform list for the required minimum of six games that season.

VINCENT REY'S STATISTICS

| | | | DEFENSE | | | | | | | INTERCEPTIONS | | | | | SCORING | | | | |
|--------|------------|-------|---------|-----|-----|---------|----|----|--------|---------------|-----|------|-----|----|---------|----------|---------|---|-----|
| YEAR | TEAM | G-S | ST | AT | TT | SKS-YDS | PD | FF | FR-YDS | NO | YDS | AVG | LG | TD | TD | TD-IntRt | TD-FRRt | S | PTS |
| 2010 | Cincinnati | 2-0 | 0 | 0 | 0 | 0-0 | 0 | 0 | 0-0 | 0 | 0 | — | — | 0 | 0 | 0 | 0 | 0 | 0 |
| 2011 | Cincinnati | 16-0 | 0 | 0 | 0 | 0-0 | 0 | 0 | 0-0 | 0 | 0 | — | — | 0 | 0 | 0 | 0 | 0 | 0 |
| 2012 | Cincinnati | 16-1 | 10 | 8 | 18 | 1-8 | 1 | 0 | 0-0 | 0 | 0 | — | — | 0 | 0 | 0 | 0 | 0 | 0 |
| 2013 | Cincinnati | 16-3 | 42 | 12 | 54 | 4-28 | 4 | 1 | 1-0 | 2 | 29 | 14.5 | 25t | 1 | 1 | 1 | 0 | 0 | 6 |
| 2014 | Cincinnati | 16-13 | 61 | 60 | 121 | 0-0 | 5 | 0 | 0-0 | 0 | 0 | — | — | 0 | 0 | 0 | 0 | 0 | 0 |
| 2015 | Cincinnati | 16-8 | 62 | 33 | 95 | 1-8 | 5 | 0 | 0-0 | 1 | 0 | 0.0 | 0 | 0 | 0 | 0 | 0 | 0 | 0 |
| 2016 | Cincinnati | 16-12 | 48 | 31 | 79 | 0-0 | 7 | 0 | 1-10 | 1 | 6 | 6.0 | 6 | 0 | 0 | 0 | 0 | 0 | 0 |
| CAREER | | 98-37 | 223 | 144 | 367 | 6-44 | 22 | 1 | 2-10 | 4 | 35 | 8.8 | 25t | 1 | 1 | 1 | 0 | 0 | 6 |

| | | SPECIAL TEAMS | | | | | | | | KICKOFF RETURNS | | | | | | PUNT RETURNS | | | | | |
|--------|------------|---------------|----|----|----|--------|----|-----|-----|-----------------|-----|-----|----|----|----|--------------|-----|-----|----|----|----|
| YEAR | TEAM | ST | AT | TT | FF | FR-YDS | BP | BFG | BXP | NO | YDS | AVG | FC | LG | TD | NO | YDS | AVG | FC | LG | TD |
| 2010 | Cincinnati | 1 | 1 | 2 | 0 | 0-0 | 0 | 0 | 0 | — | — | — | — | — | — | — | — | — | — | — | — |
| 2011 | Cincinnati | 5 | 4 | 9 | 0 | 0-0 | 0 | 0 | 0 | — | — | — | — | — | — | — | — | — | — | — | — |
| 2012 | Cincinnati | 8 | 4 | 12 | 0 | 0-0 | 0 | 0 | 0 | — | — | — | — | — | — | — | — | — | — | — | — |
| 2013 | Cincinnati | 10 | 1 | 11 | 0 | 0-0 | 0 | 0 | 0 | — | — | — | — | — | — | — | — | — | — | — | — |
| 2015 | Cincinnati | 2 | 1 | 3 | 0 | 0-0 | 0 | 0 | 0 | — | — | — | — | — | — | — | — | — | — | — | — |
| 2016 | Cincinnati | 3 | 4 | 7 | 0 | 0-0 | 0 | 0 | 0 | — | — | — | — | — | — | — | — | — | — | — | — |
| CAREER | | 29 | 15 | 44 | 0 | 0-0 | 0 | 0 | 0 | — | — | — | — | — | — | — | — | — | — | — | — |

POSTSEASON


| | | | DEFENSE | | | | | | | INTERCEPTIONS | | | | | | SCORING | | | | |
|--------|------------|-----|---------|----|----|---------|----|----|--------|---------------|-----|-----|----|----|---|---------|----------|---------|---|-----|
| YEAR | TEAM | G-S | ST | AT | TT | SKS-YDS | PD | FF | FR-YDS | NO | YDS | AVG | LG | TD | | TD | TD-IntRt | TD-FRRt | S | PTS |
| 2011 | Cincinnati | 1-0 | 0 | 0 | 0 | 0-0 | 0 | 0 | 0-0 | — | — | — | — | — | — | — | — | — | — | — |
| 2012 | Cincinnati | 1-0 | 0 | 0 | 0 | 0-0 | 0 | 0 | 0-0 | — | — | — | — | — | — | — | — | — | — | — |
| 2013 | Cincinnati | 1-0 | 0 | 0 | 0 | 0-0 | 0 | 0 | 0-0 | — | — | — | — | — | — | — | — | — | — | — |
| 2014 | Cincinnati | 1-1 | 5 | 6 | 11 | 0-0 | 0 | 1 | 0-0 | — | — | — | — | — | — | — | — | — | — | — |
| 2015 | Cincinnati | 1-1 | 1 | 1 | 2 | 0-0 | 1 | 0 | 0-0 | — | — | — | — | — | — | — | — | — | — | — |
| CAREER | | 5-2 | 6 | 7 | 13 | 0-0 | 1 | 1 | 0-0 | — | — | — | — | — | — | — | — | — | — | — |

| | | SPECIAL TEAMS | | | | | | | | KICKOFF RETURNS | | | | | | PUNT RETURNS | | | | | |
|--------|------------|---------------|----|----|----|--------|----|-----|-----|-----------------|-----|-----|----|----|----|--------------|-----|-----|----|----|----|
| YEAR | TEAM | ST | AT | TT | FF | FR-YDS | BP | BFG | BXP | NO | YDS | AVG | FC | LG | TD | NO | YDS | AVG | FC | LG | TD |
| 2013 | Cincinnati | 1 | 0 | 1 | 0 | 0-0 | 0 | 0 | 0 | — | — | — | — | — | — | — | — | — | — | — | — |
| CAREER | | 1 | 0 | 1 | 0 | 0-0 | 0 | 0 | 0 | — | — | — | — | — | — | — | — | — | — | — | — |

2016 GAME-BY-GAME

| | | DEFENSE | | | | | | | | | INTERCEPTIONS | | | | |
|--------|----------------|---------|----|----|---------|---------|----|----|--------|--|---------------|-----|-----|----|----|
| DATE | OPPONENT | ST | AT | TT | SKS-YDS | INT-YDS | PD | FF | FR-YDS | | NO | YDS | AVG | LG | TD |
| 9-11 | at N.Y. Jets | 5 | 4 | 9 | 0-0 | 0-0 | 0 | 0 | 0-0 | | 0 | 0 | — | — | 0 |
| 9-18 | at Pittsburgh | 3 | 3 | 6 | 0-0 | 0-0 | 0 | 0 | 0-0 | | 0 | 0 | — | — | 0 |
| 9-25 | DENVER | 5 | 2 | 7 | 0-0 | 0-0 | 0 | 0 | 0-0 | | 0 | 0 | — | — | 0 |
| 9-29 | MIAMI | 1 | 0 | 1 | 0-0 | 0-0 | 1 | 0 | 0-0 | | 0 | 0 | — | — | 0 |
| 10-9 | at Dallas | 1 | 1 | 2 | 0-0 | 0-0 | 0 | 0 | 1-10 | | 0 | 0 | — | — | 0 |
| 10-16 | at New England | 1 | 1 | 2 | 0-0 | 0-0 | 0 | 0 | 0-0 | | 0 | 0 | — | — | 0 |
| 10-23 | CLEVELAND | 1 | 0 | 1 | 0-0 | 1-6 | 2 | 0 | 0-0 | | 1 | 6 | 6.0 | 6 | 0 |
| 10-30 | WASHINGTON | 6 | 0 | 6 | 0-0 | 0-0 | 0 | 0 | 0-0 | | 0 | 0 | — | — | 0 |
| 11-6 | — BYE — | | | | | | | | | | | | | | |
| 11-14 | at N.Y. Giants | 9 | 5 | 14 | 0-0 | 0-0 | 0 | 0 | 0-0 | | 0 | 0 | — | — | 0 |
| 11-20 | BUFFALO | 5 | 3 | 8 | 0-0 | 0-0 | 0 | 0 | 0-0 | | 0 | 0 | — | — | 0 |
| 11-27 | at Baltimore | 0 | 1 | 1 | 0-0 | 0-0 | 0 | 0 | 0-0 | | 0 | 0 | — | — | 0 |
| 12-4 | PHILADELPHIA | 2 | 1 | 3 | 0-0 | 0-0 | 1 | 0 | 0-0 | | 0 | 0 | — | — | 0 |
| 12-11 | at Cleveland | 1 | 1 | 2 | 0-0 | 0-0 | 0 | 0 | 0-0 | | 0 | 0 | — | — | 0 |
| 12-18 | PITTSBURGH | 1 | 2 | 3 | 0-0 | 0-0 | 0 | 0 | 0-0 | | 0 | 0 | — | — | 0 |
| 12-24 | at Houston | 3 | 4 | 7 | 0-0 | 0-0 | 2 | 0 | 0-0 | | 0 | 0 | — | — | 0 |
| 1-1 | BALTIMORE | 4 | 3 | 7 | 0-0 | 0-0 | 1 | 0 | 0-0 | | 0 | 0 | — | — | 0 |
| TOTALS | | 48 | 31 | 79 | 0-0 | 1-6 | 7 | 0 | 1-10 | | 1 | 6 | 6.0 | 6 | 0 |

| | | SPECIAL TEAMS | | | | | | | | KICKOFF RETURNS | | | | | | PUNT RETURNS | | | | | |
|--------|----------------|---------------|----|----|----|--------|----|-----|-----|-----------------|-----|-----|----|----|----|--------------|-----|-----|----|----|----|
| DATE | OPPONENT | ST | AT | TT | FF | FR-YDS | BP | BFG | BXP | NO | YDS | AVG | FC | LG | TD | NO | YDS | AVG | FC | LG | TD |
| 9-11 | at N.Y. Jets | 0 | 0 | 0 | 0 | 0-0 | 0 | 0 | 0 | — | — | — | — | — | — | — | — | — | — | — | — |
| 9-18 | at Pittsburgh | 0 | 0 | 0 | 0 | 0-0 | 0 | 0 | 0 | — | — | — | — | — | — | — | — | — | — | — | — |
| 9-25 | DENVER | 0 | 0 | 0 | 0 | 0-0 | 0 | 0 | 0 | — | — | — | — | — | — | — | — | — | — | — | — |
| 9-29 | MIAMI | 1 | 0 | 1 | 0 | 0-0 | 0 | 0 | 0 | — | — | — | — | — | — | — | — | — | — | — | — |
| 10-9 | at Dallas | 0 | 0 | 0 | 0 | 0-0 | 0 | 0 | 0 | — | — | — | — | — | — | — | — | — | — | — | — |
| 10-16 | at New England | 0 | 2 | 2 | 0 | 0-0 | 0 | 0 | 0 | — | — | — | — | — | — | — | — | — | — | — | — |
| 10-23 | CLEVELAND | 0 | 0 | 0 | 0 | 0-0 | 0 | 0 | 0 | — | — | — | — | — | — | — | — | — | — | — | — |
| 10-30 | WASHINGTON | 0 | 0 | 0 | 0 | 0-0 | 0 | 0 | 0 | — | — | — | — | — | — | — | — | — | — | — | — |
| 11-6 | — BYE — | | | | | | | | | | | | | | | | | | | | |
| 11-14 | at N.Y. Giants | 1 | 1 | 2 | 0 | 0-0 | 0 | 0 | 0 | — | — | — | — | — | — | — | — | — | — | — | — |
| 11-20 | BUFFALO | 0 | 1 | 1 | 0 | 0-0 | 0 | 0 | 0 | — | — | — | — | — | — | — | — | — | — | — | — |
| 11-27 | at Baltimore | 1 | 0 | 1 | 0 | 0-0 | 0 | 0 | 0 | — | — | — | — | — | — | — | — | — | — | — | — |
| 12-4 | PHILADELPHIA | 0 | 0 | 0 | 0 | 0-0 | 0 | 0 | 0 | — | — | — | — | — | — | — | — | — | — | — | — |
| 12-11 | at Cleveland | 0 | 0 | 0 | 0 | 0-0 | 0 | 0 | 0 | — | — | — | — | — | — | — | — | — | — | — | — |
| 12-18 | PITTSBURGH | 0 | 0 | 0 | 0 | 0-0 | 0 | 0 | 0 | — | — | — | — | — | — | — | — | — | — | — | — |
| 12-24 | at Houston | 0 | 0 | 0 | 0 | 0-0 | 0 | 0 | 0 | — | — | — | — | — | — | — | — | — | — | — | — |
| 1-1 | BALTIMORE | 0 | 0 | 0 | 0 | 0-0 | 0 | 0 | 0 | — | — | — | — | — | — | — | — | — | — | — | — |
| TOTALS | | 3 | 4 | 7 | 0 | 0-0 | 0 | 0 | 0 | — | — | — | — | — | — | — | — | — | — | — | — |



ROSS, JOHN

WR #15

Height: 5-11
Weight: 190
College: Washington
Experience: Rookie in 2017

2016 games-starts: 0-0
Career games-starts: 0-0
Born: 11-27-95
Hometown: Long Beach, Calif.
Acquired: D1'17

Bengals' top 2017 draft pick brings record-setting speed and big-play potential to WR group ... Ross clocked an exceptional 4.22-second 40-yard dash at the 2017 NFL Scouting Combine, considered to be a combine record ... Career totals of 114 receptions, 1729 receiving yards and 22 receiving TDs over three seasons of action (one redshirt year) at Washington ... Excelled as a kick returner, with four TDs in 85 career returns ... Considered one of college football's most explosive players, with five career scoring plays of 90 yards or longer ... Also spent time at CB in 2013 and '14 seasons (27 tackles, two PDs, one INT).

Career transactions: Selected by Cincinnati in first round of 2017 NFL Draft (ninth overall) ... Signed with Bengals on 5-7-17.

Head coach Marvin Lewis says: "His dynamic speed shows up on tape. When you watch the tape, you feel this guy playing. He gives us another option offensively and balances the field ... When you watch, it's just play after play after play that he has an opportunity with the ball in his hand to make (things happen). Whether it's the inside slant, whether it's what we call 'lightnings,' or anything else — when teams are playing against him, they feel his speed."

College highlights: Spent four seasons (2013-16) at Washington, with a redshirt year in '15 due to a knee injury ... Saw time on offense (WR), defense (CB) and special teams (KOR, PR) during his career, before playing primarily WR and KOR in 2016 ... Set school record with four career kickoff returns for TDs. **2016**—Was first-team All-Pac-12 (coaches and media), Associated Press All-America Second Team, and a semifinalist for the Biletnikoff Award (college football's top receiver) ... Recorded 17 receiving TDs, good for third in FBS in '16, and the second-highest total in both Washington and Pac 12 history (Mario Bailey had 18 in 1991) ... Caught third-most passes (81) in a season in UW history, and had fourth-most receiving yards (1150) ... In first game back after missed season in 2015, scored three TDs in win over Rutgers, including 92-yard kick return and TD receptions of 38 and 50 yards ... Nine receptions for 94 yards and three TDs (tied for second-most in UW history) in win at Oregon ... Named Pac-12 Player of the Week after win at Cal in which he recorded 208 receiving yards and three TDs on six receptions ... Eight catches for 154 yards, including 70-yard TD, vs. USC ... Career-high 12 receptions (tied for fourth-most ever at UW) for 95 yards in win vs. Arizona State. **2015**—Did not play due to knee injury suffered in spring (redshirt). **2014**—Played

in 13 games, seeing extensive time on offense, defense and special teams ... Three starts at wide receiver and four at cornerback ... Scored seven total TDs — 91, 20, 55, 75, 86, 100 and 96 yards — good for a 75-yard average per TD play ... Honorable mention All-Pac-12 as return specialist, with two kick-return TDs ... Scored on 20-yard run and 91-yard pass in Huskies' season-opening win at Hawaii ... Started at CB vs. Washington State and had an INT, along with two tackles, in addition to seeing time at receiver. **2013**—Played in all 13 games as a freshman, seeing time at WR, CB and KOR ... Totaled 16 receptions for 208 yards and a TD ... Returned 30 kickoffs for 699 yards (23.3), including a 100-yarder for a TD in Fight Hunger Bowl win over BYU.


King of the 40: Ross' extraordinary 4.22-second 40-yard dash at the 2017 NFL Scouting Combine is the fastest since the NFL began timing the drill electronically in 1999 and is believed to be the fastest all-time. That blazing mark bested the time of 4.24 seconds, set by RB Chris Johnson in 2008.

Coach Doggy Dogg: During his youth football days in Long Beach, Calif., Ross had the most famous coach in town — rapper Snoop Dogg. The two keep in touch, and the rapper even posted a video on draft night congratulating his former RB/WR. Here's how Ross described his path onto the rapper's team as part of the Snoop Youth Football League: "(The SYFL) had an all-star game one day. I had just finished my season in a different league, and I watched Snoop and them play. Snoop was driving through the parking lot, and my mom and I went to go get an autograph, and he rolled his window down and already knew who I was. We got connected from there. The next week I was on the all-star team, and the next year I was on his full-season team."

Coach Ken Zampese says: "This guy really jumps out at you with his speed. The thing that jumps out at you as well when you watch him more, is that he's a technician and he takes great pride in getting in and out of breaks. Not a lot of wasting motion. He transitions very well."

High School: Attended Jordan High School in Long Beach, Calif., where he played WR, CB, PR and KOR ... Named the Moore League Offensive Player of the Year as a senior in 2012, and was Co-Player of the Year as a junior ... Also ran track.

Personal: Hometown is Long Beach, Calif. ... American ethnic studies major at Washington.



RUSSELL, ALONZO

WR #17

Height: 6-4

Weight: 210

College: Toledo

Experience: 1st-year player in 2017

2016 games-starts: 0-0

Career games-starts: 0-0

Born: 9-29-92

Hometown: Washington, D.C.

Acquired: CFA'16

A first-year player who was a 2016 college free agent signee that earned a spot on the practice squad ... Physically impressive receiver who starred at Toledo after originally joining team as a walk-on ... Was an All Mid-American Conference selection by league coaches in all four of his seasons.

Career transactions: Signed with Cincinnati as a college free agent on 5-6-16 ... Waived by Bengals on 9-3-16 ... Signed to Bengals practice squad on 9-4-16 ... Signed to Bengals roster on 1-2-17.

2016 highlights: On practice squad for Games 1-16 ... Caught three-for-25 in preseason, including 15-yard catch from Keith Wenning on Sept. 1 vs. Indianapolis for Bengals' only TD of game.

College: Played four seasons (2012-15) for Toledo, appearing in 50 games ... Redshirt year in 2011 ... Totaled 202 receptions for 3076 yards (15.2), with 24 TDs ... In '15, played in all 12 games for 10-2 team that closed season with Boca Raton Bowl win over Temple, catching 36-for-618, with five TDs ... In

'14, led 9-4 team in receiving TDs (eight) while ranking second in catches (51) and receiving yards (770) ... Highlights in '14 included game-winning 22-yard TD in overtime vs. Western Michigan and two TD catches at Cincinnati ... In '13, earned an ESPN SportsCenter "Play of the Day" with a one-handed TD catch vs. Central Michigan ... Had 56 catches for 960 yards as a redshirt freshman in '11, including 59-yard TD at Arizona.


Personal: Hometown is Washington, D.C. ... Majored at Toledo in individualized studies ... Attended Woodson High School in Washington, D.C., and then spent one prep season at Milford Academy (New Berlin, N.Y.) ... Was an All-Metro D.C. selection in senior season at Woodson, with 52 receptions for 1153 yards and 14 TDs ... Also played basketball and ran track at Woodson.

NOTE ABOUT NFL EXPERIENCE: Russell did not earn an accrued year of experience toward NFL free agency in 2016 because he was not on a 53-player roster, a Reserve/Injured list or a Reserve/Physically Unable to Perform list for the required minimum of six games.

ALONZO RUSSELL'S STATISTICS

| YEAR | TEAM | G-S | RECEIVING | | | | | RUSHING | | | | | SCORING | | | | | |
|--------|------------|-----|---------------|-----|-----|----|----|---------------|-----|-----|----|----|---------------|------|------|-------|-------|-----|
| | | | NO | YDS | AVG | LG | TD | ATT | YDS | AVG | LG | TD | TD | TD-R | TD-P | TD-Rt | 2-PtC | PTS |
| 2016 | Cincinnati | 0-0 | DID NOT PLAY* | | | | | DID NOT PLAY* | | | | | DID NOT PLAY* | | | | | |
| CAREER | | 0-0 | 0 | 0 | — | — | 0 | — | — | — | — | — | — | — | — | — | — | — |

* NOTE: Russell was on the practice squad for 16 regular-season games with Cincinnati in 2016.



RUSSELL, KEIVARAE

CB #20

Height: 5-11
Weight: 196
College: Notre Dame
Experience: 2nd-year player in 2017

2016 games-starts: 5-0
Career games-starts: 5-0
Born: 10-19-93
Hometown: Everett, Wash.
Acquired: W(K.C.)'16

Second-year player from Notre Dame joined Bengals prior to Game 2 last season, acquired on waivers from Kansas City, and played in five Cincinnati contests, and recorded an INT ... Was Kansas City's third-round selection in 2016 NFL Draft.

Career transactions: Selected by Kansas City in third round of 2016 NFL Draft (73rd overall) ... Signed with Chiefs on 6-3-16 ... Waived by Chiefs on 9-14-16 ... Acquired on waivers by Cincinnati on 9-15-16.

2016 highlights: Played in all four of Kansas City's preseason games, logging seven tackles ... Inactive for Chiefs in Game 1, and inactive for Bengals in Games 2-10 and 15 ... Played for Bengals in Games 11-14 and 16, with an INT on Jan. 1 vs. Baltimore and a special teams tackle Dec. 18 vs.


Pittsburgh ... Made impressive diving catch on sideline to get INT off Baltimore's Ryan Mallett.

College highlights: Played three seasons (2012-13 and '15) at Notre Dame ... Started all 37 of his games played ... Totaled 169 tackles (125 solo), including seven tackles-for-loss ... Had five INTs, two FFs, two sacks and six passes defended ... Career-best 60 tackles as a senior.

Personal: Hometown is Everett, Wash. ... Attended Mariner High School in Everett, where he was a Class 4A all-state RB as a senior, rushing for 1293 yards and 14 TDs ... Majored in management consulting at Notre Dame ... Hobbies include traveling and writing/reading/appreciating poetry, acting/theatre and the arts ... First name is pronounced "kee-VAR-ay."

KEIVARAE RUSSELL'S STATISTICS

| | | | DEFENSE | | | | | | | INTERCEPTIONS | | | | | SCORING | | | | | | | |
|--------|------------|---------------|---------|----|----|---------|--------|----|--------|-----------------|-----|-----|-----|----|---------|--------------|---------|-----|-----|----|----|----|
| YEAR | TEAM | G-S | ST | AT | TT | SKS-YDS | PD | FF | FR-YDS | NO | YDS | AVG | LG | TD | TD | TD-IntRt | TD-FRRt | S | PTS | | | |
| 2016 | Cincinnati | 5-0 | 0 | 0 | 0 | 0-0 | 1 | 0 | 0-0 | 1 | 0 | 0.0 | 0 | 0 | — | — | — | — | — | | | |
| CAREER | | 5-0 | 0 | 0 | 0 | 0-0 | 1 | 0 | 0-0 | 1 | 0 | 0.0 | 0 | 0 | — | — | — | — | — | | | |
| | | SPECIAL TEAMS | | | | | | | | KICKOFF RETURNS | | | | | | PUNT RETURNS | | | | | | |
| YEAR | TEAM | | ST | AT | TT | FF | FR-YDS | BP | BFG | BXP | NO | YDS | AVG | FC | LG | TD | NO | YDS | AVG | FC | LG | TD |
| 2016 | Cincinnati | | 1 | 0 | 1 | 0 | 0-0 | 0 | 0 | 0 | — | — | — | — | — | — | — | — | — | — | — | — |
| CAREER | | | 1 | 0 | 1 | 0 | 0-0 | 0 | 0 | 0 | — | — | — | — | — | — | — | — | — | — | — | — |



SCHRECK, MASON

TE #86

Height: 6-5
Weight: 252
College: Buffalo
Experience: Rookie in 2017

2016 games-starts: 0-0
Career games-starts: 0-0
Born: 11-4-93
Hometown: Medina, Ohio
Acquired: D7'17

Seventh-round draft selection brings size, athleticism and potential to the Bengals' tight ends group ... Finished his collegiate career with 108 receptions for 1120 yards and six TDs ... His breakout senior season included 59 catches for 651 yards and four TDs, earning All-MAC second team honors (coaches) ... His receptions total as a senior was 10 more than his first three seasons combined, and his 651 receiving yards were the most ever by a tight end in school history.

Career transactions: Selected by Cincinnati in seventh round of 2017 NFL Draft (251st overall) ... Signed with Bengals on 5-15-17.

Head coach Marvin Lewis says: "He's a big kid, a physical kid, a good receiver of the football — just a good all-around prospect, and a good, young guy to have in the fold to compete at (tight end)."

College highlights: Spent five years in Buffalo program (one redshirt), appearing in 46 games with 20 starts ... Totaled 108 catches for 1120

yards and six TDs. **2016**—Started all 12 games ... Second-team All-MAC selection (coaches) ... Led team in receptions (59), receiving yards (651) and receiving TDs (four) ... Recorded nine catches for 61 yards and a TD vs. Ball State ... Seven catches for 120 yards (career high), with a 75-yard TD, at Ohio ... Tallied 10 catches for 89 yards vs. Miami. **2015**—Played in 10 games, with two starts ... Totaled 22 catches for 216 yards ... Had five receptions for 62 yards vs. Albany ... Two catches for 49 yards at UMass. **2014**—Played in 11 games, with two starts ... Totaled 10 catches for 106 yards. **2013**—Played in all 13 games, with four starts ... Totaled 17 catches for 147 yards and two TDs ... Four catches for 22 yards at Ohio State ... Two catches for 24 yards in win vs. UConn, including first career TD.

High school: Attended Medina (Ohio) High School ... Started for three years at QB ... Also started at center on the basketball team.

Personal: Hometown is Medina, Ohio ... Business administration major at Buffalo.

**SHAW, JOSH****CB #26****Height:** 6-1**Weight:** 190**College:** Southern California**Experience:** 3rd-year player in 2017**2016 games-starts:** 16-12**Career games-starts:** 31-13**Born:** 3-27-92**Hometown:** Palmdale, Calif.**Acquired:** D4a'15

Third-year pro assumed a regular role in secondary in his second pro season in 2016, seeing significant action in nickel alignment while also ranking third in special teams tackles ... Had game-clinching INT in season opener ... Fourth-round 2015 draft choice earned increased playing time as '15 season progressed ... Has big upside, based on athleticism, versatility, and a high football IQ ... Started at both CB and FS during his USC career, and was rated as the high-profile program's most versatile and reliable DB.

Career transactions: Selected by Cincinnati in fourth round of 2015 NFL Draft (120th overall) ... Signed with Bengals on 5-18-15.

2016 highlights: Played in Games 1-16, with 12 starts as nickel DB ... Had 47 tackles, one INT and three total passes defended ... Third on team in special teams tackles (nine) ... Walled out WR Eric Decker Sept. 11 at N.Y. Jets and intercepted Ryan Fitzpatrick pass at Jets' 40 with 0:40 left, ending final N.Y. threat ... Three tackles Sept. 29 vs. Miami ... Tied for second on team in tackles (eight) Oct. 16 at New England ... Six tackles Oct. 30 vs. Washington in London ... Six tackles Nov. 27 at Baltimore ... Five tackles and pass defended Dec. 18 vs. Pittsburgh ... One tackle and two special teams tackles Dec. 24 at Houston.

Previous season: 2015—Played in Games 2-16, with 15 tackles, a pass defended and eight special teams tackles (tied for third on team) ... Also played in Wild Card playoff ... Inactive for Game 1 ... Made NFL debut Sept. 20

vs. San Diego, with one special teams tackle ... Logged his first tackle on defense Nov. 22 at Arizona ... Two tackles on defense and a pass defended Nov. 29 vs. St. Louis ... Four tackles, plus a pass defended, on Dec. 6 at Cleveland ... Had a personal season-high seven tackles, plus a special teams stop, on Dec. 13 vs. Pittsburgh ... Played in all four preseason games, tying for second in tackles (14).

College: Played three seasons (2012-14) for USC ... Previously played two seasons (2010-11) at Florida, but '10 was counted as a redshirt year after he suffered knee injury in his first game ... Granted a hardship waiver by NCAA that allowed him to transfer from Florida to USC without sitting out a season ... Played in 30 games (23 starts) for USC and in 11 games (one start) for Florida ... Full career totals of 130 tackles, six INTs and 14 passes defended ... Played in East-West Shrine and Senior Bowl games following his career ... Led USC in tackles (nine) in 2014 season Holiday Bowl win vs. Nebraska.

Personal: Hometown is Palmdale, Calif. ... Attended Palmdale High School, where he was named a 2009 first-team All-American by Parade, Under Armour, SuperPrep and PrepStar ... Played CB, RB, QB and WR during his prep career ... Earned degree from USC in sociology, and was chosen to speak at school's 2014 Student-Athlete Graduation Ceremony ... Spent five days with USC teammates in Haiti in the spring of 2012, building homes and assisting those in need ... Married (wife Angela) with a daughter (Alaina).

JOSH SHAW'S STATISTICS

| | | | DEFENSE | | | | | | | INTERCEPTIONS | | | | | | SCORING | | | | | | |
|--------|------------|-------|---------------|----|----|---------|--------|----|--------|-----------------|-----|-----|-----|----|----|--------------|---------|-----|-----|----|----|----|
| YEAR | TEAM | G-S | ST | AT | TT | SKS-YDS | PD | FF | FR-YDS | NO | YDS | AVG | LG | TD | TD | TD-IntRt | TD-FRRt | S | PTS | | | |
| 2015 | Cincinnati | 15-1 | 13 | 2 | 15 | 0-0 | 1 | 0 | 0-0 | — | — | — | — | — | — | — | — | — | — | | | |
| 2016 | Cincinnati | 16-12 | 31 | 16 | 47 | 0-0 | 3 | 0 | 0-0 | 1 | 0 | 0.0 | 0 | 0 | — | — | — | — | — | | | |
| CAREER | | 31-13 | 44 | 18 | 62 | 0-0 | 4 | 0 | 0-0 | 1 | 0 | 0.0 | 0 | 0 | — | — | — | — | — | | | |
| | | | SPECIAL TEAMS | | | | | | | KICKOFF RETURNS | | | | | | PUNT RETURNS | | | | | | |
| YEAR | TEAM | | ST | AT | TT | FF | FR-YDS | BP | BFG | BXP | NO | YDS | AVG | FC | LG | TD | NO | YDS | AVG | FC | LG | TD |
| 2015 | Cincinnati | | 4 | 4 | 8 | 0 | 0-0 | 0 | 0 | 0 | — | — | — | — | — | — | — | — | — | — | — | — |
| 2016 | Cincinnati | | 7 | 2 | 9 | 0 | 0-0 | 0 | 0 | 0 | — | — | — | — | — | — | — | — | — | — | — | — |
| CAREER | | | 11 | 6 | 17 | 0 | 0-0 | 0 | 0 | 0 | — | — | — | — | — | — | — | — | — | — | — | — |

POSTSEASON

| | | | DEFENSE | | | | | | | INTERCEPTIONS | | | | | SCORING | | | | | | |
|--------|------------|---------------|---------|----|----|---------|----|-----|--------|-----------------|-----|-----|----|----|--------------|----------|---------|-----|-----|----|----|
| YEAR | TEAM | G-S | ST | AT | TT | SKS-YDS | PD | FF | FR-YDS | NO | YDS | AVG | LG | TD | TD | TD-IntRt | TD-FRRt | S | PTS | | |
| 2015 | Cincinnati | 1-0 | 0 | 0 | 0 | 0-0 | 0 | 0 | 0-0 | — | — | — | — | — | — | — | — | — | — | | |
| CAREER | | 1-0 | 0 | 0 | 0 | 0-0 | 0 | 0 | 0-0 | — | — | — | — | — | — | — | — | — | — | | |
| | | SPECIAL TEAMS | | | | | | | | KICKOFF RETURNS | | | | | PUNT RETURNS | | | | | | |
| YEAR | TEAM | ST | AT | TT | FF | FR-YDS | BP | BFG | BXP | NO | YDS | AVG | FC | LG | TD | NO | YDS | AVG | FC | LG | TD |
| 2015 | Cincinnati | 0 | 1 | 1 | 0 | 0-0 | 0 | 0 | 0 | — | — | — | — | — | — | — | — | — | — | — | — |
| CAREER | | 0 | 1 | 1 | 0 | 0-0 | 0 | 0 | 0 | — | — | — | — | — | — | — | — | — | — | — | — |

2016 GAME-BY-GAME

| | | DEFENSE | | | | | | | | INTERCEPTIONS | | | | | |
|--------|----------------|---------------|----|----|---------|---------|----|-----|--------|-----------------|-----|-----|----|----|----|
| DATE | OPPONENT | ST | AT | TT | SKS-YDS | INT-YDS | PD | FF | FR-YDS | NO | YDS | AVG | LG | TD | |
| 9-11 | at N.Y. Jets | 3 | 0 | 3 | 0-0 | 1-0 | 1 | 0 | 0-0 | 1 | 0 | 0.0 | 0 | 0 | |
| 9-18 | at Pittsburgh | 0 | 1 | 1 | 0-0 | 0-0 | 0 | 0 | 0-0 | 0 | 0 | — | — | 0 | |
| 9-25 | DENVER | 1 | 2 | 3 | 0-0 | 0-0 | 0 | 0 | 0-0 | 0 | 0 | — | — | 0 | |
| 9-29 | MIAMI | 1 | 2 | 3 | 0-0 | 0-0 | 0 | 0 | 0-0 | 0 | 0 | — | — | 0 | |
| 10-9 | at Dallas | 1 | 1 | 2 | 0-0 | 0-0 | 0 | 0 | 0-0 | 0 | 0 | — | — | 0 | |
| 10-16 | at New England | 7 | 1 | 8 | 0-0 | 0-0 | 0 | 0 | 0-0 | 0 | 0 | — | — | 0 | |
| 10-23 | CLEVELAND | 0 | 0 | 0 | 0-0 | 0-0 | 0 | 0 | 0-0 | 0 | 0 | — | — | 0 | |
| 10-30 | WASHINGTON | 6 | 0 | 6 | 0-0 | 0-0 | 0 | 0 | 0-0 | 0 | 0 | — | — | 0 | |
| 11-6 | — BYE — | | | | | | | | | | | | | | |
| 11-14 | at N.Y. Giants | 1 | 1 | 2 | 0-0 | 0-0 | 0 | 0 | 0-0 | 0 | 0 | — | — | 0 | |
| 11-20 | BUFFALO | 2 | 1 | 3 | 0-0 | 0-0 | 0 | 0 | 0-0 | 0 | 0 | — | — | 0 | |
| 11-27 | at Baltimore | 5 | 1 | 6 | 0-0 | 0-0 | 0 | 0 | 0-0 | 0 | 0 | — | — | 0 | |
| 12-4 | PHILADELPHIA | 0 | 1 | 1 | 0-0 | 0-0 | 1 | 0 | 0-0 | 0 | 0 | — | — | 0 | |
| 12-11 | at Cleveland | 0 | 1 | 1 | 0-0 | 0-0 | 0 | 0 | 0-0 | 0 | 0 | — | — | 0 | |
| 12-18 | PITTSBURGH | 3 | 2 | 5 | 0-0 | 0-0 | 1 | 0 | 0-0 | 0 | 0 | — | — | 0 | |
| 12-24 | at Houston | 1 | 0 | 1 | 0-0 | 0-0 | 0 | 0 | 0-0 | 0 | 0 | — | — | 0 | |
| 1-1 | BALTIMORE | 0 | 2 | 2 | 0-0 | 0-0 | 0 | 0 | 0-0 | 0 | 0 | — | — | 0 | |
| TOTALS | | 31 | 16 | 47 | 0-0 | 1-0 | 3 | 0 | 0-0 | 1 | 0 | 0.0 | 0 | 0 | |
| | | SPECIAL TEAMS | | | | | | | | KICKOFF RETURNS | | | | | |
| DATE | OPPONENT | ST | AT | TT | FF | FR-YDS | BP | BFG | BXP | NO | YDS | AVG | FC | LG | TD |
| 9-11 | at N.Y. Jets | 0 | 1 | 1 | 0 | 0-0 | 0 | 0 | 0 | — | — | — | — | — | — |
| 9-18 | at Pittsburgh | 2 | 0 | 2 | 0 | 0-0 | 0 | 0 | 0 | — | — | — | — | — | — |
| 9-25 | DENVER | 0 | 1 | 1 | 0 | 0-0 | 0 | 0 | 0 | — | — | — | — | — | — |
| 9-29 | MIAMI | 2 | 0 | 2 | 0 | 0-0 | 0 | 0 | 0 | — | — | — | — | — | — |
| 10-9 | at Dallas | 0 | 0 | 0 | 0 | 0-0 | 0 | 0 | 0 | — | — | — | — | — | — |
| 10-16 | at New England | 1 | 0 | 1 | 0 | 0-0 | 0 | 0 | 0 | — | — | — | — | — | — |
| 10-23 | CLEVELAND | 0 | 0 | 0 | 0 | 0-0 | 0 | 0 | 0 | — | — | — | — | — | — |
| 10-30 | WASHINGTON | 0 | 0 | 0 | 0 | 0-0 | 0 | 0 | 0 | — | — | — | — | — | — |
| 11-6 | — BYE — | | | | | | | | | | | | | | |
| 11-14 | at N.Y. Giants | 0 | 0 | 0 | 0 | 0-0 | 0 | 0 | 0 | — | — | — | — | — | — |
| 11-20 | BUFFALO | 0 | 0 | 0 | 0 | 0-0 | 0 | 0 | 0 | — | — | — | — | — | — |
| 11-27 | at Baltimore | 0 | 0 | 0 | 0 | 0-0 | 0 | 0 | 0 | — | — | — | — | — | — |
| 12-4 | PHILADELPHIA | 0 | 0 | 0 | 0 | 0-0 | 0 | 0 | 0 | — | — | — | — | — | — |
| 12-11 | at Cleveland | 0 | 0 | 0 | 0 | 0-0 | 0 | 0 | 0 | — | — | — | — | — | — |
| 12-18 | PITTSBURGH | 0 | 0 | 0 | 0 | 0-0 | 0 | 0 | 0 | — | — | — | — | — | — |
| 12-24 | at Houston | 2 | 0 | 2 | 0 | 0-0 | 0 | 0 | 0 | — | — | — | — | — | — |
| 1-1 | BALTIMORE | 0 | 0 | 0 | 0 | 0-0 | 0 | 0 | 0 | — | — | — | — | — | — |
| TOTALS | | 7 | 2 | 9 | 0 | 0-0 | 0 | 0 | 0 | — | — | — | — | — | — |



SIMS, PAT

DT #92

Height: 6-2
Weight: 330
College: Auburn
Experience: 10th-year player in 2017

2016 games-starts: 16-0
Career games-starts: 116-41
Born: 11-29-85
Hometown: Fort Lauderdale, Fla.
Acquired: UFA(Oak.)'15

A Bengal for his first five NFL seasons (2008-12), Sims spent '13-14 with Oakland and has been back with Bengals for '15-16 ... Tied for third on defensive line in tackles in '16, despite not being in starter role ... Strong run defender has played on four Bengals playoff teams ... Helped club in '15 season to No. 2 NFL ranking and No. 1 AFC rank in fewest points allowed (17.4 per game).

Career transactions: Selected by Cincinnati in third round of 2008 NFL Draft (77th overall) ... Signed with Bengals on 7-27-08 ... Re-signed with Bengals as an unrestricted free agent on 3-24-12 ... Signed with Oakland as unrestricted free agent on 3-12-13 ... Re-signed with Raiders as unrestricted free agent on 3-31-14 ... Signed with Cincinnati as unrestricted free agent on 3-26-15 ... Re-signed with Bengals as unrestricted free agent on 3-16-16.

2016 highlights: Played in Games 1-16, logging 37 tackles (five for-loss), 1.5 sacks, and five QB hits ... Three tackles Sept. 18 at Pittsburgh, plus a QB hit ... Four tackles on Oct. 9 at Dallas ... Three tackles, including a five-yard sack of Tom Brady, and an additional QB hit on Oct. 16 at New England ... Four tackles Nov. 27 at Baltimore ... Personal season-high five tackles Dec. 18 vs. Pittsburgh ... Three tackles (one for-loss) Dec. 24 at Houston ... Logged shared sack of Joe Flacco on Jan. 1 vs. Baltimore.

Previous seasons: **2008**—Played in Bengals' last 11 games and started six of the last seven, as injuries depleted line depth ... Had 50 tackles, including three for losses, with one sack ... Made NFL debut Oct. 12 at N.Y. Jets and posted seven tackles, including one for loss ... On Nov. 2 vs. Jacksonville, logged first NFL sack when he dropped David Garrard for two yards. **2009**—Played every regular-season game (eight starts) as Bengals claimed AFC North title, but was placed on Reserve/Injured for Wild Card playoff vs. Jets, due to right forearm fracture suffered in regular-season finale at Jets ... On Sept. 20 at Green Bay, recovered fumble by HB Ryan Grant at Bengals' 38 in third quarter, returning ball to offense for TD drive that put Bengals ahead to stay at 28-21 ... On Sept. 27 vs. Pittsburgh, had a shared sack of Ben Roethlisberger in fourth quarter that forced Steelers to punt prior to offense's game-winning TD drive. **2010**—Played in 14 Bengals games (eight starts) and had 44 tackles, 2.5 sacks, a pass defended ... In win Sept. 19 vs. Baltimore, had fourth-quarter pass deflection that resulted in an INT by LB Brandon Johnson ... Five tackles Dec. 12 at Pittsburgh, including eight-yard sack of Ben Roethlisberger ... Four tackles Dec. 19 vs. Cleveland, including eight-yard sack of Colt McCoy. **2011**—Played in

Games 1-11 for Bengals, with one start ... Logged 28 tackles, with one sack ... Missed last five games and Wild Card playoff due to ankle injuries ... Five-yard sack of Blaine Gabbert on Oct. 9 at Jacksonville ... On Nov. 20 at Baltimore, made third-down stop of RB Ray Rice for no gain in fourth quarter, forcing punt. **2012**—Played last eight games and Wild Card playoff after opening season on Reserve/PUP, due to hamstring injury that predated training camp ... His return to active status coincided with start of Bengals' 7-1 run in final eight games ... Totaled 21 tackles, one INT and one forced fumble ... Made season debut Nov. 11 vs. N.Y. Giants and had INT of Eli Manning at Giants' 18, setting up Bengals TD ... Personal season-high six tackles in playoff-clinching win Dec. 23 at Pittsburgh ... Four tackles in NFL postseason debut, Wild Card playoff at Houston. **2013**—In first season with Oakland, started 16 games for first time in career and led Raiders interior linemen in tackles (49) ... Recorded first of two sacks Dec. 15 at Kansas City, dropping Alex Smith for nine yards ... On Dec. 22 at San Diego, logged career high 13 tackles, including five-yard sack of Philip Rivers. **2014**—Played in all 16 games for Oakland, starting two ... Had 36 tackles and one pass defended ... On Oct. 26 at Cleveland, part of a line that helped limit the NFL's sixth-ranked rushing offense to 1.6 yards per carry ... On Dec. 21 vs. Buffalo, helped limit Bills to 13 rushing yards, third-lowest opponent total in Raiders history. **2015**—Returned to Bengals as UFA and played eight games, plus Wild Card ... Inactive for eight games ... Had 16 regular-season tackles ... Four tackles Nov. 1 at Pittsburgh ... Personal season high of six tackles Nov. 16 vs. Houston ... In Wild Card playoff vs. Pittsburgh, teamed with Carlos Dunlap on 11-yard sack of Ben Roethlisberger.

College: Played three seasons (2004 and '06-07) at Auburn, entering the NFL draft after junior season ... First team All-SEC choice by Associated Press in 2007, despite playing most of the year with cast to protect left hand fracture ... Key force inside for '07 club that ranked sixth nationally in fewest points allowed (16.9) and average net yards allowed (197.9) ... Had 4.5 sacks as junior ... Missed the 2005 season, absent from the team due to family obligations ... Majored in public administration.

Personal: Hometown is Fort Lauderdale, Fla. ... Earned Florida 5A All-State honors as senior at Dillard High School, where he was a PrepStar All-American as senior ... Also played prep basketball and helped lead team to state championship as a junior ... Youngest among 10 children in his family ... Hobbies include fishing and traveling.

PAT SIMS' STATISTICS


| | | | DEFENSE | | | | | | | INTERCEPTIONS | | | | | SCORING | | | | |
|-------------|------------|--------|---------|-----|-----|---------|----|----|--------|---------------|-----|-----|----|----|---------|----------|---------|---|-----|
| YEAR | TEAM | G-S | ST | AT | TT | SKS-YDS | PD | FF | FR-YDS | NO | YDS | AVG | LG | TD | TD | TD-IntRt | TD-FRRt | S | PTS |
| 2008 | Cincinnati | 11-6 | 31 | 19 | 50 | 1-2 | 0 | 0 | 0-0 | 0 | 0 | — | — | 0 | — | — | — | — | — |
| 2009 | Cincinnati | 16-8 | 20 | 16 | 36 | 0.5-2.5 | 0 | 0 | 1-0 | 0 | 0 | — | — | 0 | — | — | — | — | — |
| 2010 | Cincinnati | 14-8 | 19 | 25 | 44 | 2.5-20 | 1 | 0 | 0-0 | 0 | 0 | — | — | 0 | — | — | — | — | — |
| 2011 | Cincinnati | 11-1 | 13 | 15 | 28 | 1-5 | 0 | 0 | 0-0 | 0 | 0 | — | — | 0 | — | — | — | — | — |
| 2012 | Cincinnati | 8-0 | 15 | 6 | 21 | 0-0 | 1 | 1 | 0-0 | 1 | 3 | 3.0 | 3 | 0 | — | — | — | — | — |
| 2013 | Oakland | 16-16 | 31 | 18 | 49 | 2-14 | 0 | 0 | 0-0 | 0 | 0 | — | — | 0 | — | — | — | — | — |
| 2014 | Oakland | 16-2 | 16 | 20 | 36 | 0-0 | 1 | 0 | 0-0 | 0 | 0 | — | — | 0 | — | — | — | — | — |
| 2015 | Cincinnati | 8-0 | 4 | 12 | 16 | 0-0 | 0 | 0 | 0-0 | 0 | 0 | — | — | 0 | — | — | — | — | — |
| 2016 | Cincinnati | 16-0 | 15 | 22 | 37 | 1.5-6.5 | 0 | 0 | 0-0 | 0 | 0 | — | — | 0 | — | — | — | — | — |
| CIN. TOTALS | | 84-23 | 117 | 115 | 232 | 6.5-36 | 2 | 1 | 1-0 | 1 | 3 | 3.0 | 3 | 0 | — | — | — | — | — |
| OAK. TOTALS | | 32-18 | 47 | 38 | 85 | 2-14 | 1 | 0 | 0-0 | 0 | 0 | — | — | 0 | — | — | — | — | — |
| CAREER | | 116-41 | 164 | 153 | 317 | 8.5-50 | 3 | 1 | 1-0 | 1 | 3 | 3.0 | 3 | 0 | — | — | — | — | — |

POSTSEASON

| | | | DEFENSE | | | | | | | INTERCEPTIONS | | | | | SCORING | | | | |
|--------|------------|-----|---------------|----|----|---------|----|----|--------|---------------|-----|-----|----|----|---------------|----------|---------|---|-----|
| YEAR | TEAM | G-S | ST | AT | TT | SKS-YDS | PD | FF | FR-YDS | NO | YDS | AVG | LG | TD | TD | TD-IntRt | TD-FRRt | S | PTS |
| 2009 | Cincinnati | 0-0 | DID NOT PLAY* | | | | | | | DID NOT PLAY* | | | | | DID NOT PLAY* | | | | |
| 2011 | Cincinnati | 0-0 | DID NOT PLAY* | | | | | | | DID NOT PLAY* | | | | | DID NOT PLAY* | | | | |
| 2012 | Cincinnati | 1-0 | 3 | 1 | 4 | 0-0 | 0 | 0 | 0-0 | — | — | — | — | — | — | — | — | — | — |
| 2015 | Cincinnati | 1-0 | 0 | 1 | 1 | 0.5-5.5 | 1 | 0 | 0-0 | — | — | — | — | — | — | — | — | — | — |
| CAREER | | 2-0 | 3 | 2 | 5 | 0.5-5.5 | 1 | 0 | 0-0 | — | — | — | — | — | — | — | — | — | — |

* NOTE: Sims was on the Reserve/Injured list for one postseason game with Cincinnati in 2009. He was on the Reserve/Injured list for one postseason game with Cincinnati in 2011.

| 2016 GAME-BY-GAME | | | | | | | | | | | | | | | |
|-------------------|----------------|---------|----|----|---------|---------|----|----|--------|---------------|-----|-----|----|----|---|
| DATE | OPPONENT | DEFENSE | | | | | | | | INTERCEPTIONS | | | | | |
| | | ST | AT | TT | SKS-YDS | INT-YDS | PD | FF | FR-YDS | NO | YDS | AVG | LG | TD | |
| 9-11 | at N.Y. Jets | 0 | 2 | 2 | 0-0 | 0-0 | 0 | 0 | 0-0 | — | — | — | — | — | — |
| 9-18 | at Pittsburgh | 2 | 1 | 3 | 0-0 | 0-0 | 0 | 0 | 0-0 | — | — | — | — | — | — |
| 9-25 | DENVER | 1 | 1 | 2 | 0-0 | 0-0 | 0 | 0 | 0-0 | — | — | — | — | — | — |
| 9-29 | MIAMI | 0 | 2 | 2 | 0-0 | 0-0 | 0 | 0 | 0-0 | — | — | — | — | — | — |
| 10-9 | at Dallas | 2 | 2 | 4 | 0-0 | 0-0 | 0 | 0 | 0-0 | — | — | — | — | — | — |
| 10-16 | at New England | 1 | 2 | 3 | 1-5 | 0-0 | 0 | 0 | 0-0 | — | — | — | — | — | — |
| 10-23 | CLEVELAND | 1 | 1 | 2 | 0-0 | 0-0 | 0 | 0 | 0-0 | — | — | — | — | — | — |
| 10-30 | WASHINGTON | 0 | 0 | 0 | 0-0 | 0-0 | 0 | 0 | 0-0 | — | — | — | — | — | — |
| 11-6 | — BYE — | | | | | | | | | | | | | | |
| 11-14 | at N.Y. Giants | 1 | 1 | 2 | 0-0 | 0-0 | 0 | 0 | 0-0 | — | — | — | — | — | — |
| 11-20 | BUFFALO | 1 | 0 | 1 | 0-0 | 0-0 | 0 | 0 | 0-0 | — | — | — | — | — | — |
| 11-27 | at Baltimore | 2 | 2 | 4 | 0-0 | 0-0 | 0 | 0 | 0-0 | — | — | — | — | — | — |
| 12-4 | PHILADELPHIA | 2 | 1 | 3 | 0-0 | 0-0 | 0 | 0 | 0-0 | — | — | — | — | — | — |
| 12-11 | at Cleveland | 0 | 0 | 0 | 0-0 | 0-0 | 0 | 0 | 0-0 | — | — | — | — | — | — |
| 12-18 | PITTSBURGH | 0 | 5 | 5 | 0-0 | 0-0 | 0 | 0 | 0-0 | — | — | — | — | — | — |
| 12-24 | at Houston | 2 | 1 | 3 | 0-0 | 0-0 | 0 | 0 | 0-0 | — | — | — | — | — | — |
| 1-1 | BALTIMORE | 0 | 1 | 1 | 0.5-1.5 | 0-0 | 0 | 0 | 0-0 | — | — | — | — | — | — |
| TOTALS | | 15 | 22 | 37 | 1.5-6.5 | 0-0 | 0 | 0 | 0-0 | — | — | — | — | — | — |



SMITH, ANDRE

G/OT #71

Height: 6-4
Weight: 330
College: Alabama
Experience: 9th-year player in 2017

2016 games-starts: 4-4
Career games-starts: 86-77
Born: 1-25-87
Hometown: Birmingham, Ala.
Acquired: UFA(Minn.)'17

A former Bengals first-round draft choice who played for six Cincinnati playoff teams, Smith returns to Bengals as unrestricted free agent for 2017, after spending '16 with Minnesota ... Played ROT in previous Bengals term, but could be at G or OT this season ... From 2011-15, played 69 Bengals games at ROT, with 68 starts, for teams that made playoffs five straight times ... Over run of five straight playoffs, helped team log four NFL top-10 rankings in fewest sacks allowed, two top-10 finishes in rushing yards and two top-10 finishes in scoring.

Career transactions: Selected by Cincinnati in first round of 2009 NFL Draft (sixth overall) ... Signed with Bengals on 8-30-09 ... Re-signed with Bengals as unrestricted free agent on 4-26-13 ... Signed with Minnesota as unrestricted free agent on 3-18-16 ... Signed with Cincinnati as unrestricted free agent on 3-16-17.

2016 highlights: Aided Vikings to 3-0 season start in his three full games played, starting at ROT in each ... Also started Game 4 win over N.Y. Giants, but played only six snaps before suffering season-ending right triceps injury ... Helped keep QB Shawn Hill sack-free in season-opening win Sept. 11 at Tennessee ... Helped QB Sam Bradford post 121.2 passer rating in win Sept. 18 vs. Green Bay.

Previous seasons: **2009**—Missed most of Bengals preseason due to contract negotiations, then suffered fracture in left foot on Sept. 1 (his first week of practice) ... On roster exemption for season opener, Sept. 13 vs. Denver ... Added to roster on Sept. 14, and returned to practice the week of Game 7 ... Inactive for Games 2-10 ... Played in Games 11-16, and credited with one start ... Made NFL debut on Nov. 29 vs. Cleveland ... Supported three individual 100-yard rushing efforts over season's final six games, and aided a Bengals playoff record of 169 rushing yards by HB Cedric Benson in Wild Card playoff on 1-9-10 vs. N.Y. Jets. **2010**—Claimed Bengals' No. 1 ROT position in Games 6-8, but suffered foot fracture (fifth metatarsal) in practice Nov. 10, forcing him to Reserve/Injured list on Nov. 13. **2011**—Started for Bengals at ROT in Games 1-12 and 15-16, and in Wild Card playoff ... Inactive for Games 13-14 due to ankle injury ... Contributed to pass protection that ranked tied for fourth in NFL in fewest sacks allowed (25) ... On Sept. 11 at Cleveland, averted a giveaway by recovering an Andy Dalton fumble at Bengals eight-yard line ... On Oct. 16 vs. Indianapolis, supported pass-protection effort that held Colts for the first time on season without a sack, playing primarily against standout DE Robert Mathis. **2012**—Started all 16 Bengals games, and Wild Card playoff ... Helped HB BenJarvus Green-Ellis rank first in NFL in third-and-one rushing conversions (93.3 percent success rate, on 14 of 15) ... Part of run-blocking effort for Green-Ellis to gain at least 100 yards four times in five-game stretch (Games 10-12 and 14), with 168.2 team average in that span ... Supported season-best 221 rushing yards, with 6.5 average, on Nov. 25 vs. Oakland. **2013**—Started for Bengals in Games 1-11 and 13-16 at ROT, and came off bench in Game 12 ... Contributed to Bengals NFL rankings of tied for sixth in scoring and 10th in net offense ... Key cog in pass protection that allowed only one sack over Games 11-14, tying team record for fewest sacks allowed in four-game span ... On Sept. 16 vs. Pittsburgh, helped offense allow no sacks with 407 net yards ... On Oct. 27 vs. N.Y. Jets, contributed to pass protection allowing only one sack for two yards as Andy Dalton threw career-best five TD passes ... On Dec. 8 vs. Indianapolis, helped keep Dalton sack-free for third straight game and supported 155-yard rushing effort, and Dalton was named AFC Offensive Player of Week with 120.5 passer rating ... Contributed to 439-yard offensive output in Wild Card playoff on 1-5-14 vs. San Diego. **2014**—Missed all of Bengals '14 preseason while rehabbing from a concussion, but was able to start season opener ... Nine starts and games played on the season ... Inactive (ankle) for Games 9-10, and placed on Reserve/Injured list on Nov. 25, following triceps injury suffered in Game 11 ... Was key cog in Bengals pass protection for the nine games he played, and Bengals finished season ranked third in NFL in fewest sacks allowed (23) and in least sack yardage allowed (123) ... Part of protection that allowed no sacks in Games 1-3 for first time in franchise history ... Supported protection on Sept. 21 vs. Tennessee which allowed no sacks of QB Andy Dalton for third consecutive

game ... Credited by coaches with the key block on Giovani Bernard's 89-yard TD run, second-longest in Bengals history, on Oct. 12 vs. Carolina ... Helped power the way for three one-yard TD runs in goal line situations on Oct. 26 vs. Baltimore, including game winning TD by Andy Dalton on fourth-and-one late in the fourth quarter. **2015**—Started 14 games at ROT, and also started Wild Card playoff ... Missed Games 8-9 due to concussion suffered on Nov. 1 at Pittsburgh ... On Sept. 13 at Oakland, helped lead pass protection that allowed no sacks and supported 396 yards net offense ... Supported a second straight sack-free game Sept. 20 vs. San Diego, with 175-yard rushing output ... Provided pass protection for QB Andy Dalton to register a career-high 383 yards on Sept. 27 at Baltimore ... Provided a key block for 13-yard TD run by RB Giovani Bernard on Oct. 4 vs. Kansas City, and helped allow no sacks as Bengals posted first game in franchise history with more than 300 net passing yards (321) and four rushing TDs ... On Oct. 11 vs. Seattle, helped offense accumulate 419 total yards and score 17 points in the fourth quarter to overcome a 24-7 deficit ... On Oct. 18 at Buffalo, helped allow no sacks as Andy Dalton posted 118.6 passer rating, with three TDs and no INTs ... Contributed to 376 yards offense Nov. 29 vs. St. Louis, with no sacks allowed to Rams' highly rated pass rush ... Supported season-high Andy Dalton passer rating (146.8) on Dec. 6 at Cleveland, with only one sack allowed ... On Dec. 20 at San Francisco, supported 115.6 passer rating for AJ McCarron in QB's first NFL start ... Helped Bengals rush for 145 yards (5.4 per carry) in Jan. 3 win over Baltimore.

College: Played three seasons (2006-08) at Alabama, entering NFL Draft after his junior year ... Consensus 2008 All-America selection, rated among the most powerful run blockers in Southeastern Conference history, and won Outland Trophy, the "Heisman for linemen" ... Started 38 games at LOT over three seasons, and was credited with 46 TD-producing blocks ... Was only the seventh true freshman in Crimson Tide history to start his first game in the program ... As a sophomore in 2007, he shared SEC's Jacobs Blocking Trophy with Arkansas C Jonathan Luigs, who was a Bengal in '09.

Personal: Hometown is Birmingham, Ala. ... Attended Huffman High School, where he was the consensus top-rated offensive lineman in the nation as a senior ... Also as a prep senior, became the first OL to win the state of Alabama's "Mr. Football" award ... General studies major at Alabama ... Enjoys fishing and playing the guitar.

ANDRE SMITH'S STATISTICS

GAMES-STARTS


| YEAR | TEAM | GAMES | STARTS |
|-------------------|-----------------|-------|--------|
| 2009 | Cincinnati..... | 6 | 1 |
| 2010 | Cincinnati..... | 7 | 4 |
| 2011 | Cincinnati..... | 14 | 14 |
| 2012 | Cincinnati..... | 16 | 16 |
| 2013 | Cincinnati..... | 16 | 15 |
| 2014 | Cincinnati..... | 9 | 9 |
| 2015 | Cincinnati..... | 14 | 14 |
| 2016 | Minnesota..... | 4 | 4 |
| CIN. TOTALS..... | | 82 | 73 |
| MINN. TOTALS..... | | 4 | 4 |
| CAREER | | 86 | 77 |

POSTSEASON

GAMES-STARTS

| YEAR | TEAM | GAMES | STARTS |
|--------|-----------------|-------|----------------|
| 2009 | Cincinnati..... | 1 | 0 |
| 2011 | Cincinnati..... | 1 | 1 |
| 2012 | Cincinnati..... | 1 | 1 |
| 2013 | Cincinnati..... | 1 | 1 |
| 2014 | Cincinnati..... | 1 | "DID NOT PLAY" |
| 2015 | Cincinnati..... | 1 | 1 |
| CAREER | | 5 | 4 |

* NOTE: Smith was on the Reserve/Injured list for one postseason game in 2014 with Cincinnati.



SMITH, CHRIS

DE #94

Height: 6-1
Weight: 266
College: Arkansas
Experience: 4th-year player in 2017

2016 games-starts: 6-0
Career games-starts: 19-0
Born: 2-11-92
Hometown: Mount Ulla, N.C.
Acquired: T(Jax.)'17

A fourth-year pro in 2017, Smith was acquired by Bengals in April trade with Jacksonville for a conditional 2018 draft pick ... The Jaguars' 2014 fifth-round draft pick played in 19 games from '14-16 and totaled 19 tackles, including three sacks, with one PD and one FF.

Career transactions: Selected by Jacksonville in fifth round of 2014 NFL Draft (159th overall) ... Signed with Jaguars on 5-21-14 ... Waived by Jaguars on 9-13-14 ... Signed to Jaguars practice squad on 9-16-14 ... Signed to Jaguars roster on 10-20-14 ... Traded by Jaguars to Cincinnati on 4-11-17 for conditional 2018 Bengals draft choice.

2016 highlights: Played for Jacksonville in Games 4, 7-8, 12-13 and 15 and totaled four solo tackles, including a sack; was inactive for other 10 contests ... Played primarily on defense, but also saw action on special teams in five of his six games played ... In Oct. 2 win vs. Indianapolis, recorded two solo tackles on defense, including four-yard sack of QB Andrew Luck in fourth quarter ... Had two solo tackles on defense Oct. 27 at Tennessee.

Previous seasons: **2014**—Played both on defense and special teams in seven total games for Jacksonville as a rookie and recorded five tackles on defense, including three sacks, with one forced fumble ... Made final cuts and was inactive for Game 1, was waived and missed Game 2, then spent Games 3-7 on practice squad, then signed back to active roster and played in seven of team's final nine games (was inactive for other two of those contests) ... Made NFL debut Oct. 26 vs. Miami but had no stats ... On Nov. 2 at Cincinnati, notched his first mark in NFL sacks column with half-sack of QB Andy Dalton on Bengals' first possession in first quarter, shared with DE Ryan Davis ... On Nov. 23 at

Indianapolis, sacked QB Andrew Luck in first quarter and forced a fumble, which was recovered by DT Sen'Derrick Marks and led to a Jaguars FG ... Had shared sack with Marks on QB Ryan Fitzpatrick on a third down in first quarter of Dec. 7 contest vs. Houston, forcing a punt ... In win Dec. 18 vs. Tennessee, recorded two solo tackles, including a third-down sack on QB Charlie Whitehurst in second quarter that forced a Titans punt. **2015**—Played on defense in six games for Jacksonville, and also saw action on special teams in five of those contests ... Had 10 tackles on defense for the season (eight solos), with a half sack and one pass defended ... Recorded career-high four tackles (all solos) in Sept. 13 season opener vs. Carolina, including a tackle for loss and a pass defended ... In Sept. 20 win vs. Miami, had two tackles (one solo) ... On Sept. 27 at New England, had half-sack on QB Tom Brady in fourth quarter, shared with DT Roy Miller ... Recorded two solo tackles on Dec. 13 win vs. Indianapolis.

College: Was a four-year letterman (2010-13) at Arkansas, seeing action in 43 total games ... He had 27 career starts for the Razorbacks, including the last 24 consecutive games of his career ... Arkansas career totals included 122 tackles (64 solos), 21.5 sacks, 30.5 tackles for losses and 20 QB pressures ... When he left Arkansas, he was one of only five players in school history to total 20-plus sacks ... Was a second-team All-SEC selection as a senior in 2013.

Personal: Hometown is Mount Ulla, N.C. ... Attended West Rowan High School ... Helped lead high school football team to consecutive state championships, including 30 straight victories ... Over junior and senior high school seasons, totaled more than 200 tackles and 48 sacks ... Has a son (Jayceon) and a daughter (Alaina) ... Hobbies include playing drums.


CHRIS SMITH'S STATISTICS

| YEAR | TEAM | G-S | DEFENSE | | | | | | | INTERCEPTIONS | | | | | SCORING | | | | |
|--------|--------------|------|---------|----|----|---------|----|----|--------|---------------|-----|-----|----|----|---------|----------|---------|---|-----|
| | | | ST | AT | TT | SKS-YDS | PD | FF | FR-YDS | NO | YDS | AVG | LG | TD | TD | TD-IntRt | TD-FRRt | S | PTS |
| 2014 | Jacksonville | 7-0 | 3 | 2 | 5 | 3-24 | 0 | 1 | 0-0 | — | — | — | — | — | — | — | — | — | — |
| 2015 | Jacksonville | 6-0 | 8 | 2 | 10 | 0.5-2.5 | 1 | 0 | 0-0 | — | — | — | — | — | — | — | — | — | — |
| 2016 | Jacksonville | 6-0 | 4 | 0 | 4 | 1-4 | 0 | 0 | 0-0 | — | — | — | — | — | — | — | — | — | — |
| CAREER | | 19-0 | 15 | 4 | 19 | 3-30.5 | 1 | 1 | 0-0 | — | — | — | — | — | — | — | — | — | — |

| | | SPECIAL TEAMS | | | | | | | | KICKOFF RETURNS | | | | | | | PUNT RETURNS | | | | | |
|--------|--------------|---------------|----|----|----|--------|----|-----|-----|-----------------|-----|-----|----|----|----|----|--------------|-----|----|----|----|--|
| YEAR | TEAM | ST | AT | TT | FF | FR-YDS | BP | BFG | BXP | NO | YDS | AVG | FC | LG | TD | NO | YDS | AVG | FC | LG | TD | |
| 2016 | Jacksonville | 0 | 0 | 0 | 0 | 0-0 | 0 | 0 | 0 | 1 | 0 | 0.0 | 0 | 0 | 0 | — | — | — | — | — | — | |
| CAREER | | 0 | 0 | 0 | 0 | 0-0 | 0 | 0 | 0 | 1 | 0 | 0.0 | 0 | 0 | 0 | — | — | — | — | — | — | |

2016 GAME-BY-GAME

| | | DEFENSE | | | | | | | | | INTERCEPTIONS | | | | |
|--------|-----------------|--------------|----|----|---------|----------|----|----|--------|----|---------------|----------|----|----|--|
| DATE | OPPONENT | ST | AT | TT | SKS-YDS | INT-YDS | PD | FF | FR-YDS | NO | YDS | AVG | LG | TD | |
| | | Jacksonville | | | | | | | | | | | | | |
| 9-11 | GREEN BAY | | | | | INACTIVE | | | | | | INACTIVE | | | |
| 9-18 | at San Diego | | | | | INACTIVE | | | | | | INACTIVE | | | |
| 9-25 | BALTIMORE | | | | | INACTIVE | | | | | | INACTIVE | | | |
| 10-2 | INDIANAPOLIS | 2 | 0 | 2 | 1-4 | 0-0 | 0 | 0 | 0-0 | — | — | — | — | — | |
| 10-9 | — BYE — | | | | | | | | | | | | | | |
| 10-16 | at Chicago | | | | | INACTIVE | | | | | | INACTIVE | | | |
| 10-23 | OAKLAND | | | | | INACTIVE | | | | | | INACTIVE | | | |
| 10-27 | at Tennessee | 2 | 0 | 2 | 0-0 | 0-0 | 0 | 0 | 0-0 | — | — | — | — | — | |
| 11-6 | at Kansas City | 0 | 0 | 0 | 0-0 | 0-0 | 0 | 0 | 0-0 | — | — | — | — | — | |
| 11-13 | HOUSTON | | | | | INACTIVE | | | | | | INACTIVE | | | |
| 11-20 | at Detroit | | | | | INACTIVE | | | | | | INACTIVE | | | |
| 11-27 | at Buffalo | | | | | INACTIVE | | | | | | INACTIVE | | | |
| 12-4 | DENVER | 0 | 0 | 0 | 0-0 | 0-0 | 0 | 0 | 0-0 | — | — | — | — | — | |
| 12-11 | MINNESOTA | 0 | 0 | 0 | 0-0 | 0-0 | 0 | 0 | 0-0 | — | — | — | — | — | |
| 12-18 | at Houston | | | | | INACTIVE | | | | | | INACTIVE | | | |
| 12-24 | TENNESSEE | 0 | 0 | 0 | 0-0 | 0-0 | 0 | 0 | 0-0 | — | — | — | — | — | |
| 1-1 | at Indianapolis | | | | | INACTIVE | | | | | | INACTIVE | | | |
| TOTALS | | 4 | 0 | 4 | 1-4 | 0-0 | 0 | 0 | 0-0 | — | — | — | — | — | |



SMITH, DERRON

S #31

Height: 5-10

Weight: 200

College: Fresno State

Experience: 3rd-year player in 2017

2016 games-starts: 12-0

Career games-starts: 28-0

Born: 2-4-92

Hometown: Banning, Calif.

Acquired: D6'15

Sixth-round 2015 draft choice played in 27 straight games (including postseason) to open Bengals career, and returned to play Dec. 24 of 2016 after missing four games with thigh injury ... Played 56 games with 44 starts over five years at Fresno State (2010-14).

Career transactions: Selected by Cincinnati in sixth round of 2015 NFL Draft (197th overall) ... Signed with Bengals on 5-12-15.

2016 highlights: Played in 12 games (Games 1-10 and 15-16) ... Inactive for Games 11-14 due to thigh injury ... Logged seven defensive tackles, a pass defended, and one special teams tackle ... Played on defense Oct. 16 at New England in relief of injured George Iloka, and logged special teams tackle ... Two tackles and pass defended Nov. 20 vs. Buffalo, seeing action on season-high 63 defensive snaps ... Scored on 60-yard INT return in preseason at Detroit.

Previous season: 2015—Rookie played in Games 1-16, with four special teams tackles ... Saw his most significant action on defense in Wild Card playoff vs. Pittsburgh, when he had three tackles ... Played in all four preseason games, logging eight tackles on defense and two on special teams.

College: Played four seasons at Fresno State (2010 and '12-14), with a medical hardship waiver in '11 ... Came back from shortened '11 season (due to broken arm) to earn three straight first-team All-Mountain West honors ... Became one of 11 players in school history to earn first-team All-Mountain West three times in a career) ... One of only six players in school history to record more than 300 career tackles ... Started 14 games as a senior in 2014, with season-high 11 tackles on Aug. 30 at No. 15 USC ... Invited to play in 2015 Senior Bowl but did not participate due to injury (sports hernia) ... As the 2014 season ended, his 15 career INTs ranked second among active FBS players ... Started 13 games in 2013, helping lead Bulldogs to an 11-2 record, and finished second in the nation with seven INTs ... MVP of the Mountain West Championship game, helping Bulldogs defeat Utah State with a sack, an INT, a pass defended in end zone and seven total tackles ... Logged 18 tackles, including an INT returned 41 yards for a TD in the Las Vegas Bowl vs. USC.

Personal: Hometown is Banning, Calif. ... Attended Banning High School, where he played quarterback, safety and punter ... As two-way senior, rushed for 1579 yards and 13 TDs while also logging 109 tackles ... Also starred on high school basketball team, averaging 17 points per game ... Earned degree in Communications at Fresno State ... First name is pronounced "duh-RONN."

DERRON SMITH'S STATISTICS

| | | | DEFENSE | | | | | | | INTERCEPTIONS | | | | | SCORING | | | | |
|--------|------------|------|---------|----|----|---------|----|----|--------|---------------|-----|-----|----|----|---------|----------|---------|---|-----|
| YEAR | TEAM | G-S | ST | AT | TT | SKS-YDS | PD | FF | FR-YDS | NO | YDS | AVG | LG | TD | TD | TD-IntRt | TD-FRRt | S | PTS |
| 2015 | Cincinnati | 16-0 | 0 | 0 | 0 | 0-0 | 0 | 0 | 0-0 | — | — | — | — | — | — | — | — | — | — |
| 2016 | Cincinnati | 12-0 | 3 | 4 | 7 | 0-0 | 1 | 0 | 0-0 | — | — | — | — | — | — | — | — | — | — |
| CAREER | | 28-0 | 3 | 4 | 7 | 0-0 | 1 | 0 | 0-0 | — | — | — | — | — | — | — | — | — | — |

| | | | SPECIAL TEAMS | | | | | | | KICKOFF RETURNS | | | | | PUNT RETURNS | | | | | | | |
|--------|------------|--|---------------|----|----|----|--------|----|-----|-----------------|----|-----|-----|----|--------------|----|----|-----|-----|----|----|----|
| YEAR | TEAM | | ST | AT | TT | FF | FR-YDS | BP | BFG | BXP | NO | YDS | AVG | FC | LG | TD | NO | YDS | AVG | FC | LG | TD |
| 2015 | Cincinnati | | 0 | 4 | 4 | 0 | 0-0 | 0 | 0 | 0 | — | — | — | — | — | — | — | — | — | — | — | — |
| 2016 | Cincinnati | | 1 | 0 | 1 | 0 | 0-0 | 0 | 0 | 0 | — | — | — | — | — | — | — | — | — | — | — | — |
| CAREER | | | 1 | 4 | 5 | 0 | 0-0 | 0 | 0 | 0 | — | — | — | — | — | — | — | — | — | — | — | — |


POSTSEASON

| | | | DEFENSE | | | | | | | INTERCEPTIONS | | | | | SCORING | | | | |
|--------|------------|-----|---------|----|----|---------|----|----|--------|---------------|-----|-----|----|----|---------|----------|---------|---|-----|
| YEAR | TEAM | G-S | ST | AT | TT | SKS-YDS | PD | FF | FR-YDS | NO | YDS | AVG | LG | TD | TD | TD-IntRt | TD-FRRt | S | PTS |
| 2015 | Cincinnati | 1-0 | 3 | 0 | 3 | 0-0 | 0 | 0 | 0-0 | — | — | — | — | — | — | — | — | — | — |
| CAREER | | 1-0 | 3 | 0 | 3 | 0-0 | 0 | 0 | 0-0 | — | — | — | — | — | — | — | — | — | — |

2016 GAME-BY-GAME

| | | DEFENSE | | | | | | | | INTERCEPTIONS | | | | |
|--------|----------------|---------|----|----|----------|---------|----|----|--------|---------------|----------|-----|----|----|
| DATE | OPPONENT | ST | AT | TT | SKS-YDS | INT-YDS | PD | FF | FR-YDS | NO | YDS | AVG | LG | TD |
| 9-11 | at N.Y. Jets | 0 | 0 | 0 | 0-0 | 0-0 | 0 | 0 | 0-0 | — | — | — | — | — |
| 9-18 | at Pittsburgh | 0 | 0 | 0 | 0-0 | 0-0 | 0 | 0 | 0-0 | — | — | — | — | — |
| 9-25 | DENVER | 0 | 2 | 2 | 0-0 | 0-0 | 0 | 0 | 0-0 | — | — | — | — | — |
| 9-29 | MIAMI | 0 | 0 | 0 | 0-0 | 0-0 | 0 | 0 | 0-0 | — | — | — | — | — |
| 10-9 | at Dallas | 0 | 0 | 0 | 0-0 | 0-0 | 0 | 0 | 0-0 | — | — | — | — | — |
| 10-16 | at New England | 1 | 0 | 1 | 0-0 | 0-0 | 0 | 0 | 0-0 | — | — | — | — | — |
| 10-23 | CLEVELAND | 1 | 0 | 1 | 0-0 | 0-0 | 0 | 0 | 0-0 | — | — | — | — | — |
| 10-30 | WASHINGTON | 0 | 0 | 0 | 0-0 | 0-0 | 0 | 0 | 0-0 | — | — | — | — | — |
| 11-6 | — BYE — | | | | | | | | | | | | | |
| 11-14 | at N.Y. Giants | 0 | 0 | 0 | 0-0 | 0-0 | 0 | 0 | 0-0 | — | — | — | — | — |
| 11-20 | BUFFALO | 0 | 2 | 2 | 0-0 | 0-0 | 1 | 0 | 0-0 | — | — | — | — | — |
| 11-27 | at Baltimore | | | | INACTIVE | | | | | | INACTIVE | | | |
| 12-4 | PHILADELPHIA | | | | INACTIVE | | | | | | INACTIVE | | | |
| 12-11 | at Cleveland | | | | INACTIVE | | | | | | INACTIVE | | | |
| 12-18 | PITTSBURGH | | | | INACTIVE | | | | | | INACTIVE | | | |
| 12-24 | at Houston | 0 | 0 | 0 | 0-0 | 0-0 | 0 | 0 | 0-0 | — | — | — | — | — |
| 1-1 | BALTIMORE | 1 | 0 | 1 | 0-0 | 0-0 | 0 | 0 | 0-0 | — | — | — | — | — |
| TOTALS | | 3 | 4 | 7 | 0-0 | 0-0 | 1 | 0 | 0-0 | — | — | — | — | — |

| DATE | OPPONENT | SPECIAL TEAMS | | | | | | | | KICKOFF RETURNS | | | | | | | PUNT RETURNS | | | | | | |
|--------|----------------|---------------|----|----|----|----------|----|-----|-----|-----------------|-----|-----|----|----|----|--|--------------|-----|-----|----|----|----|--|
| | | ST | AT | TT | FF | FR-YDS | BP | BFG | BXP | NO | YDS | AVG | FC | LG | TD | | NO | YDS | AVG | FC | LG | TD | |
| 9-11 | at N.Y. Jets | 1 | 0 | 1 | 0 | 0-0 | 0 | 0 | 0 | — | — | — | — | — | — | | — | — | — | — | — | — | |
| 9-18 | at Pittsburgh | 0 | 0 | 0 | 0 | 0-0 | 0 | 0 | 0 | — | — | — | — | — | — | | — | — | — | — | — | — | |
| 9-25 | DENVER | 0 | 0 | 0 | 0 | 0-0 | 0 | 0 | 0 | — | — | — | — | — | — | | — | — | — | — | — | — | |
| 9-29 | MIAMI | 0 | 0 | 0 | 0 | 0-0 | 0 | 0 | 0 | — | — | — | — | — | — | | — | — | — | — | — | — | |
| 10-9 | at Dallas | 0 | 0 | 0 | 0 | 0-0 | 0 | 0 | 0 | — | — | — | — | — | — | | — | — | — | — | — | — | |
| 10-16 | at New England | 0 | 0 | 0 | 0 | 0-0 | 0 | 0 | 0 | — | — | — | — | — | — | | — | — | — | — | — | — | |
| 10-23 | CLEVELAND | 0 | 0 | 0 | 0 | 0-0 | 0 | 0 | 0 | — | — | — | — | — | — | | — | — | — | — | — | — | |
| 10-30 | WASHINGTON | 0 | 0 | 0 | 0 | 0-0 | 0 | 0 | 0 | — | — | — | — | — | — | | — | — | — | — | — | — | |
| 11-6 | — BYE — | | | | | | | | | | | | | | | | | | | | | | |
| 11-14 | at N.Y. Giants | 0 | 0 | 0 | 0 | 0-0 | 0 | 0 | 0 | — | — | — | — | — | — | | — | — | — | — | — | — | |
| 11-20 | BUFFALO | 0 | 0 | 0 | 0 | 0-0 | 0 | 0 | 0 | — | — | — | — | — | — | | — | — | — | — | — | — | |
| 11-27 | at Baltimore | | | | | INACTIVE | | | | | | | | | | | | | | | | | |
| 12-4 | PHILADELPHIA | | | | | INACTIVE | | | | | | | | | | | | | | | | | |
| 12-11 | at Cleveland | | | | | INACTIVE | | | | | | | | | | | | | | | | | |
| 12-18 | PITTSBURGH | | | | | INACTIVE | | | | | | | | | | | | | | | | | |
| 12-24 | at Houston | 0 | 0 | 0 | 0 | 0-0 | 0 | 0 | 0 | — | — | — | — | — | — | | — | — | — | — | — | — | |
| 1-1 | BALTIMORE | 0 | 0 | 0 | 0 | 0-0 | 0 | 0 | 0 | — | — | — | — | — | — | | — | — | — | — | — | — | |
| TOTALS | | 1 | 0 | 1 | 0 | 0-0 | 0 | 0 | 0 | — | — | — | — | — | — | | — | — | — | — | — | — | |



STANTON, DUSTIN

G/OT #72

Height: 6-6
Weight: 298
College: Oregon State
Experience: Rookie in 2017

2016 games-starts: 0-0
Career games-starts: 0-0
Born: 2-20-94
Hometown: Marysville, Wash.
Acquired: CFA'17

Versatile offensive line prospect with potentially high ceiling ... Began collegiate career as a 6-4, 245-pound TE before moving to OL as a redshirt freshman ... A durable player, he started 30 consecutive games, including 21 at ROT and nine at RG, from the middle of his sophomore season through the end of his senior season ... Was a team captain as a senior ... Helped 2016 Beavers to 5.2-yard per carry average, the highest in OSU history.


Career transactions: Signed with Cincinnati as college free agent on 5-5-17.

College highlights: Played in 49 games, with 30 starts (21 at ROT, nine at RG) ... Began career as a TE, but moved to offensive line due to multiple injuries on the line. **2016**—Team captain ... Started all 12 games (three at ROT, nine at RG) ... Helped Beavers set single-season school record with 5.2-yard per carry average. **2015**—Started all 12 games at ROT. **2014**—Returned to TE for beginning of spring practice, but made permanent transition back to OT midway

through spring drills ... Played in all 12 games, with six starts ... Moved into starting lineup at ROT due to injury to OSU's starter, but he retained the position upon that player's return from injury. **2013**—Began season at TE, but moved to offensive line due to multiple injuries at the position ... Played in all 13 games, primarily on special teams. **2012**—Did not play (redshirt) ... Practiced at TE with the scout team.

High school: Attended Lakewood High School in Marysville, Wash. ... Was a three-year captain and started at TE and LB all three years ... Totaled 21 catches and four TDs as a senior, as well as 42 tackles at LB ... Also a four-year starter on the basketball team, and participated in track and field.

Personal: Hometown is Marysville, Wash. ... Business administration major at Oregon State, with an option in entrepreneurship ... Named to Pac-12 All-Academic First Team in 2013, '14 and '16, and earned honorable mention honors in '15 ... Father, Marty, played at Eastern Washington.



THOMPSON, BRANDON

DT #98

Height: 6-2
Weight: 315
College: Clemson
Experience: 6th-year player in 2017

2016 games-starts: 0-0
Career games-starts: 39-7
Born: 10-19-89
Hometown: Thomasville, Ga.
Acquired: D3b'12

A sixth-year player, Thompson did not play in 2016, spending season on Reserve/Physically Unable to Perform list ... Has completed rehab from knee injury suffered in 2015 season finale and is set to resume play in '17 ... Played in nine games in 2015 ... Held starting DT job in 2013 for last seven games and Wild Card playoff, replacing injured Geno Atkins.

Career transactions: Selected by Cincinnati in third round of 2012 NFL Draft (93rd overall) ... Signed with Bengals on 7-25-12 ... Re-signed with Bengals as unrestricted free agent on 3-25-16.

2016 highlights: Missed preseason due to rehab of knee injury ... Placed Aug. 30 on Reserve/Physically Unable to Perform list ... Cleared to resume practice on a roster exemption on Nov. 22, but window for possible return to roster expired on Dec. 13.

Previous seasons: **2012**—Played in three games as a rookie (Games 1-2 and 4), and recorded two tackles ... Inactive for Games 3 and 5-16 ... One tackle Sept. 10 at Baltimore and Sept. 16 vs. Cleveland. **2013**—Played in every game, and started last seven, plus Wild Card playoff, as replacement for injured Geno Atkins ... Had 48 tackles in regular season, with 1.5 sacks ... Two tackles, with a seven-yard shared sack of Thad Lewis, on Oct. 13 at Buffalo ... Six tackles Oct. 27 vs. N.Y. Jets, with first career solo sack, nine-yarder against Geno Smith ... Led line in tackles (seven) on Oct. 31 at Miami ... Tied for line lead in tackles (seven) on Nov. 10 at Baltimore ... Tied for line lead with six tackles on Dec. 15 at Pittsburgh ... Led the line and finished second on the team with eight tackles in Wild Card playoff vs. San Diego. **2014**—Played in 11 games (Games 1-2 and 8-16) and in Wild Card playoff ... Had 21 tackles, including one

sack ... Inactive (knee) for Games 3-7 ... Led line with six tackles on Nov. 6 vs. Cleveland ... On Dec. 14 at Cleveland, his nine-yard sack of Johnny Manziel helped force Browns punt in third quarter ... Led line with four tackles (one for-loss) in Wild Card playoff at Indianapolis. **2015**—Played in nine games (Games 3, 5, 6, 8, 10-11 and 14-16) ... Inactive for the other seven games, and on Reserve/Injured list for Wild Card playoff, due to knee injury suffered in regular-season finale vs. Baltimore ... Had a shared sack among his eight tackles, three for losses ... Logged two tackles, including one for a loss, in his season debut on Sept. 27 at Baltimore ... On Oct. 18 at Buffalo, logged one tackle, a shared sack that dropped E.J. Manuel for no gain in second quarter ... On Nov. 5 vs. Cleveland, dropped RB Duke Johnson for five-yard loss on first-and-goal from Cincinnati four in first quarter, key play in forcing Browns to settle for FG and 7-3 deficit.

College: Played four seasons (2008-11) at Clemson ... Durable performer saw action in 53 games, and 37 of his 38 starts came in his last three seasons ... Finished with 208 total tackles, including 4.5 sacks and 22.5 tackles-for-loss ... Had two forced fumbles and three fumble recoveries ... Was a team captain for 10-4 club as a senior and was named honorable mention All-America by Pro Football Weekly ... Had one of the dominant weightlifting performances at 2012 NFL Combine, with 35 bench presses (225 pounds).

Personal: Hometown is Thomasville, Ga. ... Attended Thomasville (Ga.) High School, where he was a four-year starter as a two-way lineman ... Earned all-state honors as both a junior and a senior ... As a senior at Thomasville, he was named the state's Defensive Player of the Year by the Atlanta Journal-Constitution newspaper ... Management major at Clemson.

BRANDON THOMPSON'S STATISTICS

| YEAR | TEAM | G-S | DEFENSE | | | | | | | INTERCEPTIONS | | | | | SCORING | | | | |
|--------|------------|------|---------------|----|----|----------|----|----|--------|---------------|-----|-----|----|----|---------------|----------|---------|---|-----|
| | | | ST | AT | TT | SKS-YDS | PD | FF | FR-YDS | NO | YDS | AVG | LG | TD | TD | TD-IntRt | TD-FRRt | S | PTS |
| 2012 | Cincinnati | 3-0 | 1 | 1 | 2 | 0-0 | 0 | 0 | 0-0 | — | — | — | — | — | — | — | — | — | — |
| 2013 | Cincinnati | 16-7 | 20 | 28 | 48 | 1.5-12.5 | 0 | 0 | 0-0 | — | — | — | — | — | — | — | — | — | — |
| 2014 | Cincinnati | 11-0 | 10 | 11 | 21 | 1-9 | 0 | 0 | 0-0 | — | — | — | — | — | — | — | — | — | — |
| 2015 | Cincinnati | 9-0 | 4 | 4 | 8 | 0.5-0 | 0 | 0 | 0-0 | — | — | — | — | — | — | — | — | — | — |
| 2016 | Cincinnati | 0-0 | DID NOT PLAY* | | | | | | | DID NOT PLAY* | | | | | DID NOT PLAY* | | | | |
| CAREER | | 39-7 | 35 | 44 | 79 | 3-21.5 | 0 | 0 | 0-0 | — | — | — | — | — | — | — | — | — | — |

POSTSEASON

| YEAR | TEAM | G-S | DEFENSE | | | | | | | INTERCEPTIONS | | | | | SCORING | | | | |
|--------|------------|-----|---------------|----|----|---------|----|----|--------|---------------|-----|-----|----|----|---------------|----------|---------|---|-----|
| | | | ST | AT | TT | SKS-YDS | PD | FF | FR-YDS | NO | YDS | AVG | LG | TD | TD | TD-IntRt | TD-FRRt | S | PTS |
| 2012 | Cincinnati | 0-0 | DID NOT PLAY* | | | | | | | DID NOT PLAY* | | | | | DID NOT PLAY* | | | | |
| 2013 | Cincinnati | 1-1 | 5 | 3 | 8 | 0-0 | 0 | 0 | 0-0 | — | — | — | — | — | — | — | — | — | — |
| 2014 | Cincinnati | 1-0 | 2 | 2 | 4 | 0-0 | 0 | 0 | 0-0 | — | — | — | — | — | — | — | — | — | — |
| 2015 | Cincinnati | 0-0 | DID NOT PLAY* | | | | | | | DID NOT PLAY* | | | | | DID NOT PLAY* | | | | |
| CAREER | | 2-1 | 7 | 5 | 12 | 0-0 | 0 | 0 | 0-0 | — | — | — | — | — | — | — | — | — | — |

* NOTE: Thompson was inactive for one postseason game with Cincinnati in 2012. He was on the Reserve/Injured list for one postseason game with Cincinnati in 2015. In 2016, he was on the Reserve/Physically Unable to Perform list for 16 regular-season games.



TUPOU, JOSH

DT #68

Height: 6-3
Weight: 350
College: Colorado
Experience: Rookie in 2017

2016 games-starts: 0-0
Career games-starts: 0-0
Born: 5-2-94
Hometown: Long Beach, Calif.
Acquired: CFA'17

A run-stuffing interior defensive lineman, Tupou in 2016 was key component in Colorado fielding one of college football's top defenses ... Started 45 of his 48 career games, in four seasons of action with the Buffaloes ... Helped CU's defense to No. 13 national ranking in 2016, allowing 323.8 yards per game ... Considered by coaches to be athletic for his size.


Career transactions: Signed with Cincinnati as college free agent on 5-5-17.

College highlights: **2016**—Started all 14 games and played 520 snaps at nose tackle ... Named honorable mention All-Pac 12 (coaches) ... Totaled 49 tackles, including seven for losses, with 1.5 sacks ... Recorded seven tackles in win at Oregon ... Totaled four tackles and a half-sack at Michigan ... Six tackles at USC ... Five tackles in win at Stanford, with a half-sack. **2015**—Did not play due to suspension (served as redshirt season); played on area rugby team to stay in shape. **2014**—Started all 12 games and played 642 snaps, the second-most by a CU down-lineman in six seasons ... Totaled 42 tackles, including four for losses, with three sacks ... Had six tackles vs. UCLA ...

Recorded six tackles, including two sacks, at Arizona. **2013**—Started all 12 games and played 598 snaps on defense (plus an additional 17 on special teams) ... Totaled 38 tackles on the year, including three for losses, with a half sack ... Recorded career-high nine tackles at Utah, including a half-sack. **2012**—Played in 10 games, including seven starts ... Played 343 snaps from scrimmage, the most by a CU true freshman defensive lineman since 1984 ... Missed two games due to ankle sprain ... Totaled 37 tackles, including five for losses ... Recorded season-high eight tackles against Washington.

High school: Attended Buena Park (Calif.) High School, after spending his first three years at Orange (Calif.) High School (both schools in Los Angeles area) ... As a senior, totaled 78 tackles, with five sacks and four forced fumbles ... Played only on offense during his first three years (at Orange), and then played both guard and defensive tackle as a senior (at Buena Park).

Personal: Hometown is Long Beach, Calif. ... Communications major at Colorado ... Uncle, Viliami Maumau, played at Colorado from 1994-97 and in the NFL with the Denver Broncos ... Last name is pronounced "TEW-po."



UZOMAH, C.J.

TE #87

Height: 6-6

Weight: 265

College: Auburn

Experience: 3rd-year player in 2017

2016 games-starts: 10-8

Career games-starts: 15-8

Born: 1-14-93

Hometown: Suwanee, Ga.

Acquired: D5'15

A 2015 fifth-round draft choice, Uzomah stepped into significant role in '16, due to his own progress and to injuries at TE position ... But he fell victim to injury himself, missing five games in season's second half (calf injury) ... Had a 54-yard reception in season opener, tied for Bengals' second-longest receiving gain of the season ... Had only 29 career catches in college, in an Auburn offense not designed for passes to TE, but seven of his catches were for TDs, and Bengals prized his potential for NFL success.

Career transactions: Selected by Cincinnati in fifth round of 2015 NFL Draft (157th overall) ... Signed with Bengals on 5-14-15.

2016 highlights: Played 10 games (Games 1-7, 9, and 15-16), with eight starts ... Inactive Game 8 (coaches' decision) and Games 10-14 (calf) ... Posted 25 receptions for 234 yards and one TD ... On Sept. 11 at N.Y. Jets, caught two-for-59, including 54-yarder that set up Bengals' first score (FG) ... Caught two-for-31 on Sept. 25 vs. Denver, including 22-yarder to set up Bengals TD in second quarter ... Caught four-for-45 on Sept. 29 vs. Miami ... Caught five-for-43 Oct. 9 at Dallas ... Caught five-for-28 on Dec. 24 at Houston, returning to action after missing five games with a calf injury ... Had first career TD catch Jan. 1 vs. Baltimore, a one-yarder that put Bengals ahead 14-3 in first quarter.

Previous season: 2015—Rookie played in Games 12-16, after being on roster but inactive for Games 1-11 ... Also played in Wild Card playoff ... Logged one reception for four yards and a special teams tackle ... Made NFL

debut Dec. 6 at Cleveland, and had a four-yard reception from Andy Dalton to Cleveland 21 on a fourth-and-two play in fourth quarter, helping set up a FG ... Had 11 offensive snaps and 15 on special teams on Dec. 20 at San Francisco ... Played 24 offensive snaps and 19 on special teams Dec. 28 at Denver, seeing extra action on offense due to injuries to Tyler Eifert and Ryan Hewitt ... One special teams tackle Jan. 3 vs. Baltimore.

College: Played four seasons (2011-14) at Auburn, seeing action in 49 games with 13 starts ... Played in 13 games with five starts as a senior, recording 11 receptions for 145 yards and three TDs ... Caught a 20-yard TD pass on 1-1-15 in the Outback Bowl vs. Wisconsin ... As a junior, played in 13 games with five starts for BCS National Championship Game qualifiers ... Recorded 11 receptions for 154 yards and three TDs as a junior, including TD catch in 34-28 win over Alabama and game-winning 11-yard TD with 0:10 remaining vs. Mississippi State ... Earned '13 second-team All-Southeastern Conference honors from Associated Press ... As a freshman, threw a four-yard TD pass to fellow TE Philip Lutzenkirchen on a trick play at Georgia.

Personal: Hometown is Suwanee, Ga. ... Attended North Gwinnett High School (Sugar Hill, Ga.), where he was listed as nation's No. 8 tight end by Scout.com, and he also saw action at QB and WR ... Led North Gwinnett to 11-1 record as a junior, passing for 1750 yards and 15 TDs while also rushing for 800 yards and 10 more TDs ... Marketing major at Auburn ... Last name is pronounced "yew-ZAH-mah."

C.J. UZOMAH'S STATISTICS

| YEAR | TEAM | G-S | RECEIVING | | | | | RUSHING | | | | | SCORING | | | | | |
|--------|------------|------|-----------|-----|-----|----|----|---------|-----|-----|----|----|---------|------|------|-------|-------|-----|
| | | | NO | YDS | AVG | LG | TD | ATT | YDS | AVG | LG | TD | TD | TD-R | TD-P | TD-Rt | 2-PIC | PTS |
| 2015 | Cincinnati | 5-0 | 1 | 4 | 4.0 | 4 | 0 | — | — | — | — | — | 0 | 0 | 0 | 0 | 0 | 0 |
| 2016 | Cincinnati | 10-8 | 25 | 234 | 9.4 | 54 | 1 | — | — | — | — | — | 1 | 0 | 1 | 0 | 0 | 6 |
| CAREER | | 15-8 | 26 | 238 | 9.2 | 54 | 1 | — | — | — | — | — | 1 | 0 | 1 | 0 | 0 | 6 |

| YEAR | TEAM | SPECIAL TEAMS | | | | | | | | KICKOFF RETURNS | | | | | | PUNT RETURNS | | | | | |
|--------|------------|---------------|----|----|----|--------|----|-----|-----|-----------------|-----|-----|----|----|----|--------------|-----|-----|----|----|----|
| | | ST | AT | TT | FF | FR-YDS | BP | BFG | BXP | NO | YDS | AVG | FC | LG | TD | NO | YDS | AVG | FC | LG | TD |
| 2015 | Cincinnati | 1 | 1 | 2 | 0 | 0-0 | 0 | 0 | 0 | — | — | — | — | — | — | — | — | — | — | — | — |
| CAREER | | 1 | 1 | 2 | 0 | 0-0 | 0 | 0 | 0 | — | — | — | — | — | — | — | — | — | — | — | — |

POSTSEASON

| YEAR | TEAM | G-S | RECEIVING | | | | | RUSHING | | | | | SCORING | | | | | |
|--------|------------|-----|-----------|-----|-----|----|----|---------|-----|-----|----|----|---------|------|------|-------|-------|-----|
| | | | NO | YDS | AVG | LG | TD | ATT | YDS | AVG | LG | TD | TD | TD-R | TD-P | TD-Rt | 2-PIC | PTS |
| 2015 | Cincinnati | 1-0 | 0 | 0 | — | — | 0 | — | — | — | — | — | — | — | — | — | — | — |
| CAREER | | 1-0 | 0 | 0 | — | — | 0 | — | — | — | — | — | — | — | — | — | — | — |

2016 GAME-BY-GAME

| DATE | OPPONENT | RECEIVING | | | | | RUSHING | | | | |
|--------|----------------|-----------|-----|------|----|----|----------|-----|-----|----|----|
| | | NO | YDS | AVG | LG | TD | ATT | YDS | AVG | LG | TD |
| 9-11 | at N.Y. Jets | 2 | 59 | 29.5 | 54 | 0 | — | — | — | — | — |
| 9-18 | at Pittsburgh | 3 | 9 | 3.0 | 5 | 0 | — | — | — | — | — |
| 9-25 | DENVER | 2 | 31 | 15.5 | 22 | 0 | — | — | — | — | — |
| 9-29 | MIAMI | 4 | 45 | 11.3 | 19 | 0 | — | — | — | — | — |
| 10-9 | at Dallas | 5 | 43 | 8.6 | 14 | 0 | — | — | — | — | — |
| 10-16 | at New England | 1 | 6 | 6.0 | 6 | 0 | — | — | — | — | — |
| 10-23 | CLEVELAND | 0 | 0 | — | — | 0 | — | — | — | — | — |
| 10-30 | WASHINGTON | INACTIVE | | | | | INACTIVE | | | | |
| 11-6 | — BYE — | | | | | | | | | | |
| 11-14 | at N.Y. Giants | 0 | 0 | — | — | 0 | — | — | — | — | — |
| 11-20 | BUFFALO | INACTIVE | | | | | INACTIVE | | | | |
| 11-27 | at Baltimore | INACTIVE | | | | | INACTIVE | | | | |
| 12-4 | PHILADELPHIA | INACTIVE | | | | | INACTIVE | | | | |
| 12-11 | at Cleveland | INACTIVE | | | | | INACTIVE | | | | |
| 12-18 | PITTSBURGH | INACTIVE | | | | | INACTIVE | | | | |
| 12-24 | at Houston | 5 | 28 | 5.6 | 8 | 0 | — | — | — | — | — |
| 1-1 | BALTIMORE | 3 | 13 | 4.3 | 7 | 1 | — | — | — | — | — |
| TOTALS | | 25 | 234 | 9.4 | 54 | 1 | — | — | — | — | — |



VIGIL, NICK

LB #59**Height:** 6-2**Weight:** 240**College:** Utah State**Experience:** 2nd-year player in 2017**2016 games-starts:** 16-0**Career games-starts:** 16-0**Born:** 8-20-93**Hometown:** Plain City, Utah**Acquired:** D3'16

A second-year player, Vigil played in every game for the Bengals as a rookie after highly productive career at Utah State, playing in a scheme similar to Cincinnati's ... Finished third on Bengals in special teams snaps and saw his role in defensive rotation increased as 2016 season progressed ... Led Mountain West in tackles in 2015 (11.1 per game, 144 total) and finished sixth in nation ... Opted for the draft following his junior season, and in just three campaigns, logged third-most tackles-for-loss (38.5) in Utah State history.

Career transactions: Selected by Cincinnati in third round of 2016 NFL Draft (87th overall) ... Signed with Bengals on 5-10-16.

2016 highlights: Played in Games 1-16 ... Logged 14 tackles on defense and seven on special teams ... Third on team in special teams snaps (306) ... Logged his first two tackles on defense Nov. 20 vs. Buffalo ... Saw 18 snaps on defense Dec. 18 vs. Pittsburgh, producing three tackles ... Saw 20 snaps on defense Dec. 24 at Houston, logging two tackles ... Season-high 37 defensive snaps and six tackles on Jan. 1 vs. Baltimore, and also logged a pass defended ... Led team in defensive tackles (17) in preseason, with one INT.

College: Played three seasons (2013-15) at Utah State, with 30 starts among his 40 games played ... Redshirt year in 2012 ... Totaled 324 tackles, ranked 13th in school history, and had 15.5 sacks ... Also used as a situational rusher in his last two seasons, gaining 169 yards on 47 carries (3.6), with four TDs ... Named first-team All-Mountain West in each of his last two seasons ... Only FBS player credited with at least nine tackles in every game in '15 ... In '14, against Brigham Young, he started on both offense (RB) and defense (LB) and was the only player in the nation on the season to lead his team in rushing yards (57) and tackles (nine) in the same game.

Personal: Hometown is Plain City, Utah (near Ogden) ... Earned Utah State degree in sociology, and earned academic All-Mountain West honors ... Brother, Zach, was an All-America LB at Utah State and has played in NFL for Miami and Washington ... Attended Fremont High School in Plain City, Utah, where he was named the state's Class 5A Most Valuable Player as a two-way senior ... Also all-state as a junior ... As team advanced to runner-up state finish, he rushed for 1309 yards (6.2 average) with 13 TDs and also had 300 receiving yards plus 61 tackles and an INT ... Scored 45 career TDs, with 3653 all-purpose yards ... Also lettered in basketball.

NICK VIGIL'S STATISTICS


| YEAR | TEAM | G-S | DEFENSE | | | | | | | INTERCEPTIONS | | | | | | SCORING | | | | |
|--------|------------|------|---------|----|----|---------|----|----|--------|---------------|-----|-----|----|----|---|---------|----------|---------|---|-----|
| | | | ST | AT | TT | SKS-YDS | PD | FF | FR-YDS | NO | YDS | AVG | LG | TD | | TD | TD-IntRt | TD-FRRt | S | PTS |
| 2016 | Cincinnati | 16-0 | 11 | 3 | 14 | 0-0 | 1 | 0 | 0-0 | — | — | — | — | — | — | — | — | — | — | — |
| CAREER | | 16-0 | 11 | 3 | 14 | 0-0 | 1 | 0 | 0-0 | — | — | — | — | — | — | — | — | — | — | — |

| YEAR | TEAM | ST | AT | TT | FF | SPECIAL TEAMS | | | | KICKOFF RETURNS | | | | | | PUNT RETURNS | | | | | |
|--------|------------|----|----|----|----|---------------|----|-----|-----|-----------------|-----|-----|----|----|----|--------------|-----|-----|----|----|----|
| | | | | | | FR-YDS | BP | BFG | BXP | NO | YDS | AVG | FC | LG | TD | NO | YDS | AVG | FC | LG | TD |
| 2016 | Cincinnati | 4 | 3 | 7 | 0 | 0-0 | 0 | 0 | 0 | — | — | — | — | — | — | — | — | — | — | — | — |
| CAREER | | 4 | 3 | 7 | 0 | 0-0 | 0 | 0 | 0 | — | — | — | — | — | — | — | — | — | — | — | — |

2016 GAME-BY-GAME

| DATE | OPPONENT | DEFENSE | | | | | | | | | INTERCEPTIONS | | | | | |
|--------|----------------|---------|----|----|---------|---------|----|----|--------|--|---------------|-----|-----|----|----|---|
| | | ST | AT | TT | SKS-YDS | INT-YDS | PD | FF | FR-YDS | | NO | YDS | AVG | LG | TD | |
| 9-11 | at N.Y. Jets | 0 | 0 | 0 | 0-0 | 0-0 | 0 | 0 | 0-0 | | — | — | — | — | — | — |
| 9-18 | at Pittsburgh | 0 | 0 | 0 | 0-0 | 0-0 | 0 | 0 | 0-0 | | — | — | — | — | — | — |
| 9-25 | DENVER | 0 | 0 | 0 | 0-0 | 0-0 | 0 | 0 | 0-0 | | — | — | — | — | — | — |
| 9-29 | MIAMI | 0 | 0 | 0 | 0-0 | 0-0 | 0 | 0 | 0-0 | | — | — | — | — | — | — |
| 10-9 | at Dallas | 0 | 0 | 0 | 0-0 | 0-0 | 0 | 0 | 0-0 | | — | — | — | — | — | — |
| 10-16 | at New England | 0 | 0 | 0 | 0-0 | 0-0 | 0 | 0 | 0-0 | | — | — | — | — | — | — |
| 10-23 | CLEVELAND | 0 | 0 | 0 | 0-0 | 0-0 | 0 | 0 | 0-0 | | — | — | — | — | — | — |
| 10-30 | WASHINGTON | 0 | 0 | 0 | 0-0 | 0-0 | 0 | 0 | 0-0 | | — | — | — | — | — | — |
| 11-6 | — BYE — | | | | | | | | | | | | | | | |
| 11-14 | at N.Y. Giants | 0 | 0 | 0 | 0-0 | 0-0 | 0 | 0 | 0-0 | | — | — | — | — | — | — |
| 11-20 | BUFFALO | 2 | 0 | 2 | 0-0 | 0-0 | 0 | 0 | 0-0 | | — | — | — | — | — | — |
| 11-27 | at Baltimore | 0 | 0 | 0 | 0-0 | 0-0 | 0 | 0 | 0-0 | | — | — | — | — | — | — |
| 12-4 | PHILADELPHIA | 0 | 0 | 0 | 0-0 | 0-0 | 0 | 0 | 0-0 | | — | — | — | — | — | — |
| 12-11 | at Cleveland | 1 | 0 | 1 | 0-0 | 0-0 | 0 | 0 | 0-0 | | — | — | — | — | — | — |
| 12-18 | PITTSBURGH | 2 | 1 | 3 | 0-0 | 0-0 | 0 | 0 | 0-0 | | — | — | — | — | — | — |
| 12-24 | at Houston | 2 | 0 | 2 | 0-0 | 0-0 | 0 | 0 | 0-0 | | — | — | — | — | — | — |
| 1-1 | BALTIMORE | 4 | 2 | 6 | 0-0 | 0-0 | 1 | 0 | 0-0 | | — | — | — | — | — | — |
| TOTALS | | 11 | 3 | 14 | 0-0 | 0-0 | 1 | 0 | 0-0 | | — | — | — | — | — | — |

| DATE | OPPONENT | SPECIAL TEAMS | | | | | | | | KICKOFF RETURNS | | | | | | | PUNT RETURNS | | | | | | |
|--------|----------------|---------------|----|----|----|--------|----|-----|-----|-----------------|-----|-----|----|----|----|--|--------------|-----|-----|----|----|----|--|
| | | ST | AT | TT | FF | FR-YDS | BP | BFG | BXP | NO | YDS | AVG | FC | LG | TD | | NO | YDS | AVG | FC | LG | TD | |
| 9-11 | at N.Y. Jets | 1 | 0 | 1 | 0 | 0-0 | 0 | 0 | 0 | — | — | — | — | — | — | | — | — | — | — | — | — | |
| 9-18 | at Pittsburgh | 0 | 0 | 0 | 0 | 0-0 | 0 | 0 | 0 | — | — | — | — | — | — | | — | — | — | — | — | — | |
| 9-25 | DENVER | 0 | 1 | 1 | 0 | 0-0 | 0 | 0 | 0 | — | — | — | — | — | — | | — | — | — | — | — | — | |
| 9-29 | MIAMI | 0 | 1 | 1 | 0 | 0-0 | 0 | 0 | 0 | — | — | — | — | — | — | | — | — | — | — | — | — | |
| 10-9 | at Dallas | 0 | 0 | 0 | 0 | 0-0 | 0 | 0 | 0 | — | — | — | — | — | — | | — | — | — | — | — | — | |
| 10-16 | at New England | 1 | 0 | 1 | 0 | 0-0 | 0 | 0 | 0 | — | — | — | — | — | — | | — | — | — | — | — | — | |
| 10-23 | CLEVELAND | 0 | 0 | 0 | 0 | 0-0 | 0 | 0 | 0 | — | — | — | — | — | — | | — | — | — | — | — | — | |
| 10-30 | WASHINGTON | 0 | 1 | 1 | 0 | 0-0 | 0 | 0 | 0 | — | — | — | — | — | — | | — | — | — | — | — | — | |
| 11-6 | — BYE — | | | | | | | | | | | | | | | | | | | | | | |
| 11-14 | at N.Y. Giants | 1 | 0 | 1 | 0 | 0-0 | 0 | 0 | 0 | — | — | — | — | — | — | | — | — | — | — | — | — | |
| 11-20 | BUFFALO | 0 | 0 | 0 | 0 | 0-0 | 0 | 0 | 0 | — | — | — | — | — | — | | — | — | — | — | — | — | |
| 11-27 | at Baltimore | 1 | 0 | 1 | 0 | 0-0 | 0 | 0 | 0 | — | — | — | — | — | — | | — | — | — | — | — | — | |
| 12-4 | PHILADELPHIA | 0 | 0 | 0 | 0 | 0-0 | 0 | 0 | 0 | — | — | — | — | — | — | | — | — | — | — | — | — | |
| 12-11 | at Cleveland | 0 | 0 | 0 | 0 | 0-0 | 0 | 0 | 0 | — | — | — | — | — | — | | — | — | — | — | — | — | |
| 12-18 | PITTSBURGH | 0 | 0 | 0 | 0 | 0-0 | 0 | 0 | 0 | — | — | — | — | — | — | | — | — | — | — | — | — | |
| 12-24 | at Houston | 0 | 0 | 0 | 0 | 0-0 | 0 | 0 | 0 | — | — | — | — | — | — | | — | — | — | — | — | — | |
| 1-1 | BALTIMORE | 0 | 0 | 0 | 0 | 0-0 | 0 | 0 | 0 | — | — | — | — | — | — | | — | — | — | — | — | — | |
| TOTALS | | 4 | 3 | 7 | 0 | 0-0 | 0 | 0 | 0 | — | — | — | — | — | — | | — | — | — | — | — | — | |



WESTERMAN, CHRISTIAN

G #63

Height: 6-3
Weight: 305
College: Arizona State
Experience: 2nd-year player in 2017

2016 games-starts: 0-0
Career games-starts: 0-0
Born: 2-23-93
Hometown: Chandler, Ariz.
Acquired: D5'16

Dubbed "the toughest kid in the (2016) draft" by Bengals OL coach Paul Alexander, Westerman spent his rookie season on the roster but did not play ... Excelled over 2014-15 as Arizona State's starting LG ... Blocked for 1000-yard rushers in each of his two seasons as starter.

Career transactions: Selected by Cincinnati in fifth round of 2016 NFL Draft (161st overall) ... Signed with Bengals on 5-17-16.

2016 highlights: Inactive for Games 1-14 and 16 ... Active/DNP Dec. 24 at Houston ... Played in all four Bengals' preseason games.

College: Played three seasons (2013-15) at Arizona State, after two years ('11-12) in Auburn program ... Played 26 games for ASU, with 25 starts ... Started all 13 games in '15 and earned All-Pac 12 second-team honors, as well as team's Randall McDaniel Outstanding Offensive Lineman Award ... Supported rushing attack that averaged 207.2 gross yards per game, including 1104-yard season and 5.3 per-carry average for RB Demario Foster ... In '14, started 12 games at LG for 10-3 team that closed with Sun Bowl win over Duke ... Supported 196.3 gross yards rushing per game, including 1081-yard season and 5.6 average for RB D.J. Foster ... Redshirted at Auburn in 2011 and was limited to two games for Auburn in '12, due to injuries.

A true heavyweight: At 235 pounds as a seventh-grader, Westerman was ineligible for football due to weight limits. At that point his father


helped steer him into youth boxing. "It helped get me focused on my footwork and hand speed; something that helped me at the game of football," Westerman says. "I was pretty good. I won eight or nine fights maybe. But once I finally got to put (football) pads on again, that was my dream, and it was time to go to work. All other sports were set aside."

Personal: Hometown is Chandler, Ariz. ... Father, Chris, was a three-year offensive line starter at California ... Mother, Jodie, is a dancer and fitness expert and a former Miami Dolphins cheerleader ... Attended Hamilton High School in Chandler, Ariz., where he was rated the No. 1 guard prospect in the nation by Scout.com and the No. 2 OT prospect nationally by ESPN.com ... As a junior and senior, helped lead team to back-to-back undefeated seasons (29-0 record) ... Named a USA Today first-team All-American as a senior, made Associated Press "Top 25 Players in the West" and played in Under Armour All-American game.

CHRISTIAN WESTERMAN'S STATISTICS

| GAMES-STARTS | | | |
|--------------|-----------------|---------------|--------|
| YEAR | TEAM | GAMES | STARTS |
| 2016 | Cincinnati..... | *DID NOT PLAY | |
| CAREER | | 0 | 0 |

* NOTE: Westerman was inactive for 15 games and active/DNP for one game with Cincinnati in 2016.



WILLIAMS, DeSHAWN

DT #69

Height: 6-1
Weight: 292
College: Clemson
Experience: 2nd-year player in 2017

2016 games-starts: 4-0
Career games-starts: 4-0
Born: 12-29-92
Hometown: Central, S.C.
Acquired: CFA'15

College free agent signee from 2015 spent all but one week of '16 season on the roster, and he played in four of the last five games ... Netted a shared sack in his NFL debut (Game 12) ... Spent '15 season on Bengals practice squad, and was added to roster for Wild Card playoff (inactive) ... Appeared in 53 games with 17 starts during his four-year career at Clemson.

Career transactions: Signed with Cincinnati as college free agent on 5-8-15 ... Waived by Bengals on 9-5-15 ... Signed to Bengals practice squad on 9-6-15 ... Signed to Bengals roster on 1-6-16 ... Waived by Bengals on 11-26-16 ... Re-signed with Bengals on 11-28-16.

2016 highlights: Played in Games 12-15, with two tackles, including a shared sack ... Logged four QB hits in four games ... Inactive for Games 1-10 and 16, and not on roster for Game 11, temporarily waived as team made roster room for an extra LS ... Re-signed Nov. 28 and played Dec. 4 vs. Philadelphia, sharing sack of Carson Wentz and getting one additional QB hit ... One QB hit on Dec. 18 vs. Pittsburgh and Dec. 24 at Houston ... Posted 10 tackles while appearing in all four preseason games.

Previous season: 2015—Played in all four preseason games, with a pair of sacks among his four tackles ... On Bengals practice squad for Games

1-16 ... Signed to roster for Wild Card playoff, replacing injured DT Brandon Thompson, and was inactive for the game.

College: Played four seasons (2011-14) at Clemson ... Emerged as a co-starter in 2013 and '14 ... Logged 161 tackles, including 16.5 for loss and five sacks, during his career ... Appeared in 13 games (seven starts) as a senior, with a fourth-down pass breakup to ice win vs. Louisville ... Earned invite after senior season to NFLPA Collegiate Bowl all-star game ... Blocked a PAT in 2013 season Orange Bowl win against No. 6 Ohio State.

Personal: Hometown is Central, S.C. ... Attended Daniel (S.C.) High School, where he logged 106 tackles as a senior, including 26 for-loss and seven sacks ... Helped lead Daniel to 13-1 records as both a sophomore and junior ... Third in state in shot put as a prep junior ... Earned sociology degree from Clemson ... Father, Ronald, rushed for 1824 yards at Clemson from 1990-92.

NOTE ABOUT NFL EXPERIENCE: Williams did not earn an accrued year of experience toward NFL free agency in 2015 because he was not on a 53-player roster, a Reserve/Injured list or a Reserve/Physically Unable to Perform list for the required minimum of six games.

DeSHAWN WILLIAMS' STATISTICS

| | | | DEFENSE | | | | | | INTERCEPTIONS | | | | | | SCORING | | | | |
|--------|------------|-----|---------|----|----|---------------|----|----|---------------|---------------|-----|-----|----|----|---------|----------|---------|---|-----|
| YEAR | TEAM | G-S | ST | AT | TT | SKS-YDS | PD | FF | FR-YDS | NO | YDS | AVG | LG | TD | TD | TD-IntRt | TD-FRRt | S | PTS |
| 2015 | Cincinnati | 0-0 | | | | DID NOT PLAY* | | | | DID NOT PLAY* | | | | | | | | | |
| 2016 | Cincinnati | 4-0 | 1 | 1 | 2 | 0.5-1 | 0 | 0 | 0-0 | — | — | — | — | — | — | — | — | — | — |
| CAREER | | 4-0 | 1 | 1 | 2 | 0.5-1 | 0 | 0 | 0-0 | — | — | — | — | — | — | — | — | — | — |


POSTSEASON

| | | | DEFENSE | | | | | | INTERCEPTIONS | | | | | | SCORING | | | | |
|--------|------------|-----|---------|----|----|---------------|----|----|---------------|---------------|-----|-----|----|----|---------|----------|---------|---|-----|
| YEAR | TEAM | G-S | ST | AT | TT | SKS-YDS | PD | FF | FR-YDS | NO | YDS | AVG | LG | TD | TD | TD-IntRt | TD-FRRt | S | PTS |
| 2015 | Cincinnati | 0-0 | | | | DID NOT PLAY* | | | | DID NOT PLAY* | | | | | | | | | |
| CAREER | | 0-0 | 0 | 0 | 0 | 0-0 | 0 | 0 | 0-0 | — | — | — | — | — | — | — | — | — | — |

* NOTE: Williams was on the practice squad for 16 regular-season games and inactive for one postseason game with Cincinnati in 2015.

2016 GAME-BY-GAME

| | | DEFENSE | | | | | | | | INTERCEPTIONS | | | | |
|--------|----------------|---------|----|----|----------------------|----------|----|----|--------|----------------------|-----|-----|----|----|
| DATE | OPPONENT | ST | AT | TT | SKS-YDS | INT-YDS | PD | FF | FR-YDS | NO | YDS | AVG | LG | TD |
| 9-11 | at N.Y. Jets | | | | | INACTIVE | | | | | | | | |
| 9-18 | at Pittsburgh | | | | | INACTIVE | | | | | | | | |
| 9-25 | DENVER | | | | | INACTIVE | | | | | | | | |
| 9-29 | MIAMI | | | | | INACTIVE | | | | | | | | |
| 10-9 | at Dallas | | | | | INACTIVE | | | | | | | | |
| 10-16 | at New England | | | | | INACTIVE | | | | | | | | |
| 10-23 | CLEVELAND | | | | | INACTIVE | | | | | | | | |
| 10-30 | WASHINGTON | | | | | INACTIVE | | | | | | | | |
| 11-6 | — BYE — | | | | | | | | | | | | | |
| 11-14 | at N.Y. Giants | | | | | INACTIVE | | | | | | | | |
| 11-20 | BUFFALO | | | | | INACTIVE | | | | | | | | |
| 11-27 | at Baltimore | | | | NOT WITH AN NFL TEAM | | | | | NOT WITH AN NFL TEAM | | | | |
| 12-4 | PHILADELPHIA | 0 | 1 | 1 | 0.5-1 | 0-0 | 0 | 0 | 0-0 | — | — | — | — | — |
| 12-11 | at Cleveland | 1 | 0 | 1 | 0-0 | 0-0 | 0 | 0 | 0-0 | — | — | — | — | — |
| 12-18 | PITTSBURGH | 0 | 0 | 0 | 0-0 | 0-0 | 0 | 0 | 0-0 | — | — | — | — | — |
| 12-24 | at Houston | 0 | 0 | 0 | 0-0 | 0-0 | 0 | 0 | 0-0 | — | — | — | — | — |
| 1-1 | BALTIMORE | | | | | INACTIVE | | | | | | | | |
| TOTALS | | 1 | 1 | 2 | 0.5-1 | 0-0 | 0 | 0 | 0-0 | — | — | — | — | — |



WILLIAMS, JARVEON

HB #39

Height: 5-9
Weight: 205
College: Texas-San Antonio
Experience: Rookie in 2017

2016 games-starts: 0-0
Career games-starts: 0-0
Born: 1-3-95
Hometown: Converse, Texas
Acquired: CFA'17

Hard-running, instinctive and productive, Williams looks to crack the Bengals' roster ... Two-time team captain at Texas-San Antonio ... Ranks No. 1 on UTSA's all-time rushing list, and in 2015 he became the program's first-ever 1000-yard rusher ... Eight career 100-yard rushing performances are the most in UTSA history, and 19 career rushing TDs rank second ... Also returned kickoffs.


Career transactions: Signed with Cincinnati as college free agent on 5-5-17.

College highlights: Totaled 2392 rushing yards in four seasons at UTSA to become the program's all-time leading rusher ... Played in 43 games, with 21 starts ... Career totals are 474 rushes for 2393 yards (5.05 average) and 19 rushing TDs, with 56 catches for 539 yards and one receiving TD ... Owns eight of UTSA's 16 total 100-yard rushing games ... Ranks second in school history in both career rushing TDs (19) and single-season rushing TDs (eight in both 2015 and '16) ... Also returned kicks for the Roadrunners, primarily in freshman and sophomore seasons, totaling 531 yards on 25 career returns (21.2 average). **2016**—Team captain ... Played in 13 games, with 12 starts ... Rushed for 900 yards on 207 carries (4.4), with eight TDs ... Also caught 19 passes for 221 yards ... Against Southern Miss, rushed 15-for-122, including a school-record 92-yard rush, with two TDs ... Rushed 21 times for 104 yards vs. UTEP, and he also threw a three-yard TD pass ... Rushed for season-high 125 yards on 16 carries vs. New Mexico in the New Mexico Bowl. **2015**—Team captain ...

Played in 11 games, with nine starts ... Totaled 173 rushes for 1042 yards (6.0) and eight TDs (tied school record), and became the first player in UTSA history to top 1000 yards rushing ... Also caught nine passes for 60 yards ... Had four 100-yard games, averaging 94.7 yards per game on the season ... Rushed for school-record 186 yards on 19 carries at Charlotte, and scored two TDs ... Rushed for 170 yards on 13 attempts vs. Colorado State, with an 85-yard TD ... Rushed for 133 yards on a school-record 28 carries at UTEP ... Rushed for 163 yards on 22 carries, with a 78-yard TD run, vs. Rice. **2014**—Played in eight games, before missing the final four contests due to injury ... Rushed 66 times for 325 yards (4.9) and three TDs, and recorded 14 catches for 124 yards ... Also returned 15 kicks for 316 yards (21.1) ... Had nine rushes for season-high 95 yards vs. New Mexico, and added two catches for 62 yards. **2013**—Played in 11 games ... Totaled 136 rushing yards on 28 carries (4.5), and 14 catches for 134 yards and a TD ... Returned nine kicks for 208 yards (23.1).

High school: Attended Judson High School in Converse, Texas (outside San Antonio) ... Began high school career at defensive back, but moved to RB for his senior season ... Totaled 187 carries for 1517 yards and 21 TDs as a senior, with 15 catches for 243 yards ... As a junior, recorded 89 tackles and an INT playing DB ... Also earned all-district honors as a point guard on the basketball team.

Personal: Hometown is Converse, Texas ... Communications major at UTSA ... First name is pronounced "JAR-vee-ahn."



WILLIAMS, SHAWN

S #36

Height: 6-0
Weight: 210
College: Georgia
Experience: 5th-year player in 2017

2016 games-starts: 15-15
Career games-starts: 63-19
Born: 5-13-91
Hometown: Damascus, Ga.
Acquired: D3'13

Third-round pick in 2013 draft played his first season as a starter in 2016, filling SS role ... Missed Game 11 due to hamstring injury, ending a streak of 61 straight games played (including postseason) to open his Bengals career, but he returned to start Games 12-16 ... Tied for team lead in INTs (three) and third in tackles (81) ... Led team in special teams tackles as a rookie.

Career transactions: Selected by Cincinnati in third round of 2013 NFL Draft (84th overall) ... Signed with Bengals on 5-24-13 ... Signed contract extension with Bengals on 5-17-16.

2016 general: Started at SS in Games 1-10 and 12-16 ... Inactive for Game 11 due to hamstring injury ... Ranked third on team in tackles (81), tied for the team lead in INTs (three), with five passes defended and a sack ... His eight QB hits led secondary and tied for fourth on team.

2016 game-by-game: Tied for second on team in tackles (six) on Sept. 11 at Jets and had one QB hit ... Five tackles and a QB hit on Sept. 18 at Pittsburgh ... Five tackles and a pass defended Sept. 25 vs. Denver ... Team-high nine tackles (tied for his season high) on Oct. 16 at New England ... Logged five tackles, as well as a four-yard sack of Kevin Hogan, on Oct. 23 vs. Cleveland ... Also vs. Cleveland, had a 14-yard INT but fumbled ball back to Browns during return ... Second on team in tackles (nine) on Oct. 30 vs. Washington in London ... Two tackles Nov. 20 vs. Buffalo, but exited in second quarter with hamstring injury ... Had his second INT of season Dec. 4 vs. Philadelphia, picking off Carson Wentz pass deflected by George Iloka in fourth quarter ... Eight tackles Dec. 18 vs. Pittsburgh ... Thwarted a first-and-goal chance from the two for Baltimore on Jan. 1, intercepting Joe Flacco pass in end zone to protect 17-3 second-quarter lead ... Seven tackles vs. Ravens.

Previous seasons: **2013**—Had seven of his team-leading 14 special teams tackles over the final six games ... Tied for team lead with two special teams tackles Oct. 13 at Buffalo ... Two tackles on defense Oct. 27 vs. N.Y. Jets ... Tipped a Spencer Lanning punt Nov. 17 vs. Cleveland, with ball traveling only nine yards, and offense responded with 38-yard TD drive for 14-13 lead ... Also

had two special teams tackles vs. Cleveland ... Two special teams tackles on Dec. 1 at San Diego, and again had two on Dec. 8 vs. Indianapolis ... One special teams stop in Wild Card playoff vs. San Diego. **2014**—Played in Games 1-16 and in Wild Card playoff, seeing action primarily on special teams ... Ranked tied for third in special teams tackles (nine), and also had a special teams fumble recovery ... On Nov. 6 vs. Cleveland, had one special teams tackle and a recovery of a Jim Leonhard fumble on a punt return ... On Nov. 16 at New Orleans, teamed with LB Rey Maualuga in stopping Saints FB Erik Lorig on fourth-and-goal play from the one ... One special teams tackle in Wild Card playoff at Indianapolis. **2015**—Made game-changing play with his first pro INT on Nov. 1 at Pittsburgh, snagging Ben Roethlisberger pass with diving catch at Pittsburgh 45 in fourth quarter, setting up Bengals' game-deciding TD drive ... Played in Games 1-16, with four starts, and in Wild Card playoff ... In regular season, had 28 tackles, two INTs, five total passes defended and four special teams tackles ... On Dec. 20 at San Francisco, ended a 49ers threat in fourth quarter with INT of Blaine Gabbert pass at Bengals one ... Four tackles and a pass defended Dec. 28 at Denver ... Five tackles (one for loss) Jan. 3 vs. Baltimore ... Five tackles and pass defended in Wild Card playoff vs. Pittsburgh.

College: Played four seasons (2009-12) at Georgia ... Rose to team captain status and was known as "quarterback of the defense" ... Played 13 or 14 games each season, and 27 of his 30 starts came in his last two campaigns ... Totaled 209 career tackles, including 170 over last two seasons, and had 23 special teams stops ... His run-stuffing ability was such that coaches started him at inside LB for one game as junior ... Ranked second on team with 98 tackles as senior, helping lead Bulldogs to 12-2 season and Capital One Bowl victory over Nebraska ... Allowed only 16 completions in 62 passes into his area as senior ... Twice voted team's True Grit Award at conclusion of spring practice.

Personal: Hometown is Damascus, Ga. ... Attended Early County High School in Blakely, Ga., where he played S, WR and LB ... Earned First-Team Class AA All-State honors from Atlanta Journal-Constitution as a senior, despite playing on a team that struggled to a 1-9 record ... Lettered in prep basketball as a power forward and center ... Consumer Economics major at Georgia.

SHAWN WILLIAMS' STATISTICS

| | | | DEFENSE | | | | | | | INTERCEPTIONS | | | | | SCORING | | | | |
|--------|------------|-------|---------|----|-----|---------|----|----|--------|---------------|-----|-----|----|----|---------|----------|---------|---|-----|
| YEAR | TEAM | G-S | ST | AT | TT | SKS-YDS | PD | FF | FR-YDS | NO | YDS | AVG | LG | TD | TD | TD-IntRt | TD-FRRt | S | PTS |
| 2013 | Cincinnati | 16-0 | 1 | 1 | 2 | 0-0 | 0 | 0 | 0-0 | 0 | 0 | — | — | 0 | — | — | — | — | — |
| 2014 | Cincinnati | 16-0 | 0 | 1 | 1 | 0-0 | 0 | 0 | 0-0 | 0 | 0 | — | — | 0 | — | — | — | — | — |
| 2015 | Cincinnati | 16-4 | 22 | 6 | 28 | 0-0 | 5 | 0 | 0-0 | 2 | 14 | 7.0 | 14 | 0 | — | — | — | — | — |
| 2016 | Cincinnati | 15-15 | 59 | 22 | 81 | 1-4 | 5 | 0 | 0-0 | 3 | 14 | 4.7 | 13 | 0 | — | — | — | — | — |
| CAREER | | 63-19 | 82 | 30 | 112 | 1-4 | 10 | 0 | 0-0 | 5 | 28 | 5.6 | 14 | 0 | — | — | — | — | — |


| | | SPECIAL TEAMS | | | | | | | | | KICKOFF RETURNS | | | | | | PUNT RETURNS | | | | | |
|--------|------------|---------------|----|----|----|--------|----|-----|-----|----|-----------------|-----|----|----|----|----|--------------|-----|----|----|----|--|
| YEAR | TEAM | ST | AT | TT | FF | FR-YDS | BP | BFG | BXP | NO | YDS | AVG | FC | LG | TD | NO | YDS | AVG | FC | LG | TD | |
| 2013 | Cincinnati | 8 | 6 | 14 | 0 | 0-0 | 0 | 0 | 0 | — | — | — | — | — | — | — | — | — | — | — | — | |
| 2014 | Cincinnati | 6 | 3 | 9 | 0 | 1-0 | 0 | 0 | 0 | — | — | — | — | — | — | — | — | — | — | — | — | |
| 2015 | Cincinnati | 3 | 1 | 4 | 0 | 0-0 | 0 | 0 | 0 | — | — | — | — | — | — | — | — | — | — | — | — | |
| CAREER | | 17 | 10 | 27 | 0 | 1-0 | 0 | 0 | 0 | — | — | — | — | — | — | — | — | — | — | — | — | |

POSTSEASON

| | | | DEFENSE | | | | | | | INTERCEPTIONS | | | | | SCORING | | | | |
|--------|------------|-----|---------|----|----|---------|----|----|--------|---------------|-----|-----|----|----|---------|----------|---------|---|-----|
| YEAR | TEAM | G-S | ST | AT | TT | SKS-YDS | PD | FF | FR-YDS | NO | YDS | AVG | LG | TD | TD | TD-IntRt | TD-FRRt | S | PTS |
| 2013 | Cincinnati | 1-0 | 0 | 0 | 0 | 0-0 | 0 | 0 | 0-0 | — | — | — | — | — | — | — | — | — | — |
| 2014 | Cincinnati | 1-0 | 0 | 0 | 0 | 0-0 | 0 | 0 | 0-0 | — | — | — | — | — | — | — | — | — | — |
| 2015 | Cincinnati | 1-0 | 5 | 0 | 5 | 0-0 | 0 | 1 | 0-0 | — | — | — | — | — | — | — | — | — | — |
| CAREER | | 3-0 | 5 | 0 | 5 | 0-0 | 0 | 1 | 0-0 | — | — | — | — | — | — | — | — | — | — |

| | | SPECIAL TEAMS | | | | | | | | | KICKOFF RETURNS | | | | | | PUNT RETURNS | | | | | |
|--------|------------|---------------|----|----|----|--------|----|-----|-----|----|-----------------|-----|----|----|----|----|--------------|-----|----|----|----|--|
| YEAR | TEAM | ST | AT | TT | FF | FR-YDS | BP | BFG | BXP | NO | YDS | AVG | FC | LG | TD | NO | YDS | AVG | FC | LG | TD | |
| 2013 | Cincinnati | 0 | 1 | 1 | 0 | 0-0 | 0 | 0 | 0 | — | — | — | — | — | — | — | — | — | — | — | — | |
| 2014 | Cincinnati | 0 | 1 | 1 | 0 | 0-0 | 0 | 0 | 0 | — | — | — | — | — | — | — | — | — | — | — | — | |
| CAREER | | 0 | 2 | 2 | 0 | 0-0 | 0 | 0 | 0 | — | — | — | — | — | — | — | — | — | — | — | — | |

| 2016 GAME-BY-GAME | | | | | | | | | | | | | | | |
|-------------------|----------------|---------|----|----|----------|---------|----|----|--------|---------------|-----|------|----|----|--|
| DATE | OPPONENT | DEFENSE | | | | | | | | INTERCEPTIONS | | | | | |
| | | ST | AT | TT | SKS-YDS | INT-YDS | PD | FF | FR-YDS | NO | YDS | AVG | LG | TD | |
| 9-11 | at N.Y. Jets | 4 | 5 | 9 | 0-0 | 0-0 | 0 | 0 | 0-0 | 0 | 0 | — | — | 0 | |
| 9-18 | at Pittsburgh | 5 | 0 | 5 | 0-0 | 0-0 | 0 | 0 | 0-0 | 0 | 0 | — | — | 0 | |
| 9-25 | DENVER | 2 | 3 | 5 | 0-0 | 0-0 | 1 | 0 | 0-0 | 0 | 0 | — | — | 0 | |
| 9-29 | MIAMI | 3 | 0 | 3 | 0-0 | 0-0 | 0 | 0 | 0-0 | 0 | 0 | — | — | 0 | |
| 10-9 | at Dallas | 2 | 1 | 3 | 0-0 | 0-0 | 0 | 0 | 0-0 | 0 | 0 | — | — | 0 | |
| 10-16 | at New England | 5 | 4 | 9 | 0-0 | 0-0 | 0 | 0 | 0-0 | 0 | 0 | — | — | 0 | |
| 10-23 | CLEVELAND | 3 | 2 | 5 | 1-4 | 1-13 | 1 | 0 | 0-0 | 1 | 13 | 13.0 | 13 | 0 | |
| 10-30 | WASHINGTON | 9 | 0 | 9 | 0-0 | 0-0 | 0 | 0 | 0-0 | 0 | 0 | — | — | 0 | |
| 11-6 | — BYE — | | | | | | | | | | | | | | |
| 11-14 | at N.Y. Giants | 4 | 0 | 4 | 0-0 | 0-0 | 0 | 0 | 0-0 | 0 | 0 | — | — | 0 | |
| 11-20 | BUFFALO | 1 | 1 | 2 | 0-0 | 0-0 | 0 | 0 | 0-0 | 0 | 0 | — | — | 0 | |
| 11-27 | at Baltimore | | | | INACTIVE | | | | | INACTIVE | | | | | |
| 12-4 | PHILADELPHIA | 3 | 2 | 5 | 0-0 | 1-1 | 1 | 0 | 0-0 | 1 | 1 | 1 | 1 | 0 | |
| 12-11 | at Cleveland | 4 | 0 | 4 | 0-0 | 0-0 | 1 | 0 | 0-0 | 0 | 0 | — | — | 0 | |
| 12-18 | PITTSBURGH | 5 | 3 | 8 | 0-0 | 0-0 | 0 | 0 | 0-0 | 0 | 0 | — | — | 0 | |
| 12-24 | at Houston | 3 | 0 | 3 | 0-0 | 0-0 | 0 | 0 | 0-0 | 0 | 0 | — | — | 0 | |
| 1-1 | BALTIMORE | 6 | 1 | 7 | 0-0 | 1-0 | 1 | 0 | 0-0 | 1 | 0 | — | — | 0 | |
| TOTALS | | 59 | 22 | 81 | 1-4 | 3-14 | 5 | 0 | 0-0 | 3 | 14 | 4.7 | 13 | 0 | |



WILLIAMS, STANLEY

HB #34

Height: 5-8
Weight: 190
College: Kentucky
Experience: Rookie in 2017

2016 games-starts: 0-0
Career games-starts: 0-0
Born: 9-30-95
Hometown: Monroe, Ga.
Acquired: CFA'17

A quick and productive rusher with a knack for making big plays, Williams was a fan favorite in his three years at Kentucky ... Led Wildcats in rushing in each of his three seasons with the program ... As a sophomore, set UK's single-season rushing average record at 7.1 yards per carry ... Made mark as both a rusher and pass-catcher, totaling 2803 career yards from scrimmage ... Also has experience returning kickoffs, with 511 yards on 19 returns (all in 2014).


Career transactions: Signed with Cincinnati as college free agent on 5-5-17.

College highlights: Totaled 366 carries for 2511 yards (6.7) and 18 TDs in three seasons at Kentucky, along with 38 catches for 292 yards and two TDs ... Led Wildcats in rushing in each of his three seasons ... Returned kickoffs during his freshman season, with 19 total returns for 511 yards. **2016**—Played in 13 games, with 11 starts ... Totaled team-leading 1170 rushing yards on 171 carries (6.8), with seven TDs ... Also recorded eight catches for 56 yards and a TD ... Rushed for 181 yards and a TD on 18 carries in win vs. New Mexico State ... Rushed for 182 yards and a TD on 19 carries in win at Missouri ... Rushed for 127 yards and a TD at Tennessee. **2015**—Started 10 games ... Set UK single-

season record with 7.1 yards per carry ... Led team in rushing attempts (121), rushing yards (855) and rushing TDs (six) ... Also caught 13 passes for 74 yards ... Rushed for 135 yards, including a 75-yard TD, on 10 carries in win vs. Louisiana-Lafayette ... Rushed for 107 yards on 14 carries in win at South Carolina ... Rushed for 113 yards and two TDs vs. Auburn ... Rushed 13 times for 115 yards at Vanderbilt. **2014**—Played in 10 games, with one start ... Rushed 74 times for team-leading 486 yards (6.6) and five TDs, with 17 catches for 162 yards and a TD ... Also led team in kickoff returns (19) and kickoff return yardage (511) ... Rushed for season-high 126 yards at Louisville ... Rushed for 104 yards in win vs. Louisiana-Monroe.

High School: Attended George Walton Academy in Monroe, Ga. ... Started all four years ... As a senior, rushed for 1416 yards and 21 TDs, en route to earning All-Metro First-Team honors from the Atlanta Journal-Constitution ... As a junior, rushed 207 times for 1948 yards and 24 TDs ... Also participated in track ... Was a member of National Honor Society.

Personal: Hometown is Monroe, Ga. ... Nickname is "Boom" ... Communication leadership development major at Kentucky.



WILLIS, JORDAN

DE #99

Height: 6-4
Weight: 260
College: Kansas State
Experience: Rookie in 2017

2016 games-starts: 0-0
Career games-starts: 0-0
Born: 5-2-95
Hometown: Kansas City, Mo.
Acquired: D3'17

The Bengals' third-round draft selection comes to Cincinnati after a productive college career at Kansas State ... Widely considered one of the best defenders in Kansas State history ... In four years with the Wildcats, totaled 114 tackles, including 40.5 for losses, and his 26 sacks rank third in school history ... Led conference and tied school record with 11.5 sacks in 2016, en route to being named Big 12 Defensive Player of the Year by coaches and the Associated Press ... Known for his character and work ethic at KSU, College Football Hall of Fame coach Bill Snyder described him as "the epitome of what our program is all about" ... His 4.53 40-yard dash at the NFL Scouting Combine led all defensive linemen, and 39-inch vertical leap ranked second.

Career transactions: Selected by Cincinnati in third round of 2017 NFL Draft (73rd overall) ... Signed with Bengals on 6-8-17.

Head coach Marvin Lewis says: "Obviously, throughout his career at Kansas State, he was a big producer. He had an outstanding end-of-the-season bowl game and Senior Bowl, and then what he did in Indianapolis (at the NFL Combine) confirmed his physical tools. He plays hard. And he has played a lot of football. Those guys on defense are playing almost 90 snaps per game sometimes there in that conference (Big 12). We're really looking forward to him being a guy who joins the rotation here. Hopefully he can make a positive contribution and take some snaps off some of the other guys."

College highlights: Played in 48 games over four-year career and started every game his last three seasons (39 straight) ... Finished career third in KSU history and tied for seventh in Big 12 history in sacks (26) ... Of his 114 career tackles, 40.5 were for losses and 26 were sacks ... Seven career forced fumbles are tied for fifth most in school history ... Finished career with a sack in 11 of his last 17 games, and had at least shared a TFL in 15 of his last 17 ... Nine career games with multiple sacks. **2016**—Named Big 12 Defensive Player of the Year (Associated Press and conference coaches), first team All-Big 12 (AP and coaches), Big 12 Defensive Lineman of the Year (coaches) and AP All-America Third Team ... Started all 13 games and totaled 52 tackles, including a school-record 17.5 for losses, and 11.5 sacks (led Big 12 and tied school record) ... Forced three fumbles and had one fumble recovery ... Recorded at least one sack in eight of 13 games, including four games with multiple sacks (at West Virginia, vs. Texas Tech, vs. Texas, vs. Kansas). **2015**—Started all 13 games

and recorded 36 tackles, including 15.5 for losses, 9.5 sack three pass breakups, four forced fumbles (tied for first in Big 12) and a fumble recovery ... His 3.5 sacks vs. Louisiana Tech were the second most for a single game in KSU history ... Had two sacks each vs. Iowa State, at Kansas and vs. Arkansas ... Blocked a FG at Oklahoma State. **2014**—Started all 13 games, totaling 25 tackles, including 6.5 for losses, four sacks and one pass breakup ... Recorded first multi-sack game vs. Oklahoma State, with two. **2013**—Played in nine games ... Had one tackle on the season, a sack vs. Iowa State.

Praise from a legend: Earning praise from a 77-year-old College Football Hall of Fame coach may not be easy, but that's precisely what Willis received from legendary Kansas State head coach Bill Snyder last year. "Jordan is the epitome of what our program is all about," Snyder said in 2016, his 25th season as KSU head coach. "He comes to practice exactly the same way he goes to a ballgame. If you were unaware of the setting, you couldn't tell the difference between what he does on the practice field and what he does on the game field. Like I have said so many times, he is a young guy who gives you his very best of every second of every minute of every hour of every day of every week. He has learned the value of that and (realized) what it has meant to him. He has allowed that to carry over into every aspect of his life. He is going to be a highly successful young guy in a lot of ways, because he is that committed to doing the best that he can."

Coach Jacob Burney says: "He's a fundamentalist. He plays the run well. He plays with good hand placement, a flat back, good leverage, good knee bend and good hips. He's got good fundamentals about him, and he can 'go' rush as well — he knows how to rush. He's a student of the game and really studies the tackles. He's relentless from that stand point. There's tremendous upside with this guy."

High School: Attended Rockhurst High School in Kansas City, Mo. ... Recorded 58 tackles and nine sacks as a senior, and 60 tackles with 13 sacks as a junior ... As a sophomore, helped team to 13-0 finish and a Missouri Class 6 State Championship.

Personal: Born in San Diego, but raised in Kansas City ... Is the seventh of 11 children in his family ... Sociology/criminology major at Kansas State.



WILSON, BRANDON

S #40

Height: 5-10
Weight: 199
College: Houston
Experience: Rookie in 2017

2016 games-starts: 0-0
Career games-starts: 0-0
Born: 7-27-94
Hometown: Shreveport, La.
Acquired: D6b'17

The second of two Bengals sixth-round picks brings speed, versatility and playmaking ability to Bengals secondary ... Spent five years (one redshirt) in Houston program and saw extended action on offense (RB), defense (DB) and special teams (KOR) ... Bengals are expected to look at him as a S and nickel DB ... Developed reputation for having a nose for the end-zone, scoring eight career TDs in six different ways (two rushing, two kickoff returns, a missed FG return, a fumble return, an INT return and a blocked FG return) ... Made one of college football's signature plays in 2016, when he returned a missed FG 109 yards for a TD vs. Oklahoma, helping key Cougars' upset of No. 3 Sooners ... Ran a 4.35-second 40-yard dash at pro day workout, and had a 41-inch vertical leap.

Career transactions: Selected by Cincinnati in sixth round of 2017 NFL Draft (207th overall) ... Signed with Bengals on 5-15-17.

Coach Robert Livingston says: "(Bengals secondary coach) Kevin Coyle came back (from his pro day workout) raving about him. We got to bring him into the building — got to talk to him and look him in the eye. He's a really energetic, upbeat kid. He has played corner, he has played nickel, and he has played safety. He also played some running back at Houston. When it's late in the draft, you have to jump at the chance to put a guy with that skill set on your team — a guy who has played both ways at a high level in a Division I program."

College highlights: Career defensive totals of 81 tackles, including 17 for losses, with four sacks, five pass breakups and three fumble recoveries ... Also had 44 kick returns for 1121 yards and two TDs ... Career offensive totals of 41 rushes for 194 yards (4.7) and two TDs, and 11 receptions for 101 yards ... Scored eight career TDs in six different ways (two rushing, two kickoff returns, a missed FG return, fumble return, INT return and blocked FG return). **2016—** Played in 10 games, with nine starts at CB ... Totaled 43 tackles, including four for losses, with two sacks, one INT, five pass breakups and a forced fumble ...

Was also team's leading kick returner, totaling 510 yards on 21 returns ... Saw brief time on offense, with four carries for six yards and five catches for 52 yards ... Led Houston in tackles in upset win over Oklahoma, and returned a missed FG 109 yards for a TD ... Had five tackles, including a sack, in win vs. No. 3 Louisville ... Three tackles, including a 12-yard sack, along with a forced fumble and INT in win vs. Central Florida ... Two tackles and a 56-yard kickoff return in win at Cincinnati. **2015—** College football's only player to score multiple TDs in all three phases (two each on offense, defense and special teams) ... Played in 14 games, with 13 starts ... Played 12 games on defense and two at RB, due to injuries at the position ... Totaled 58 tackles, including two for losses, with two FFs, eight pass breakups, an INT and a FR ... On offense, totaled 37 rushes for 188 yards and two TDs, along with six catches for 49 yards ... Also had two kickoff returns for TDs ... Returned an INT 51 yards for a TD in win vs. Cincinnati ... Forced and recovered a fumble, and returned it 85 yards for a TD in win at Central Florida ... Had a 100-yard kickoff return for a TD in win at Louisville, as well as eight tackles on defense ... Recorded six tackles and a pass breakup at UConn, and had a 94-yard kickoff return for TD ... Switched to RB four days before game with Navy, and rushed for 111 yards and two TDs on 22 carries in win over Midshipmen ... Had 11 carries for 70 yards in American Athletic Conference Championship win vs. Temple ... Moved back to CB for Peach Bowl and recorded three tackles and a pass breakup in win over Florida State. **2014—** Played in all 13 games, with eight starts at defensive back ... Totaled 33 tackles and one forced fumble. **2013—** Played in 12 games as a reserve DB and special teams contributor ... Returned a blocked FG 78 yards for a TD in win at UTSA. **2012—** Did not play (redshirt).

High School: Attended Calvary Academy in Shreveport, La. ... Rushed for 1800 yards and 21 TDs as a senior, and totaled another 500 yards and six more scores receiving.

Personal: Hometown is Shreveport, La. ... Sports administration major at Houston.



WINSTON, ERIC

OT #73

Height: 6-7
Weight: 310
College: Miami (Fla.)
Experience: 11th-year player in 2017

2016 games-starts: 16-2
Career games-starts: 157-125
Born: 11-17-83
Hometown: Midland, Texas
Acquired: FA'14

Winston has been with Bengals since 2014, serving as a valuable backup and occasionally starting ... Saw significant time at ROT during '16 ... Has 128 career NFL starts (including postseason), and has started for multiple teams with big rushing numbers ... Played 16 games for seven straight seasons (2007-13), and played 16 again in '16 ... Signed with Bengals as free agent prior to Game 13 of 2014 and finished that season and postseason as a starter, replacing injured Andre Smith at ROT.

Career transactions: Selected by Houston in third round of 2006 NFL Draft (66th overall) ... Signed with Texans on 7-24-06 ... Signed contract extension with Texans on 9-6-08 ... Contract terminated by Texans on 3-13-12 ... Signed with Kansas City as free agent on 3-18-12 ... Contract terminated by Chiefs on 3-7-13 ... Signed with Arizona as free agent on 7-26-13 ... Signed with Seattle as free agent on 7-29-14 ... Contract terminated by Seahawks on 8-30-14 ... Signed with Cincinnati as free agent on 12-2-14 ... Re-signed with Bengals as unrestricted free agent on 3-11-15 ... Re-signed with Bengals as unrestricted free agent on 3-10-16 ... Re-signed with Bengals as unrestricted free agent on 3-13-17.

2016 highlights: Played in Games 1-16, seeing time on offense in 12 games ... Started at ROT for Games 12-13, both Bengals wins ... Part of offensive line rotation on Oct. 23 vs. Cleveland, blocking for rushing attack that generated 9.0 yards per rush and the most total rushing yards (271) in more than 30 years ... On Oct. 30 vs. Washington in London, part of O-line rotation that helped generate 415 total net yards and a tied-for-franchise-record 35 first downs ... First start of season Dec. 4 vs. Philadelphia, blocking for unit that helped Andy Dalton post his best QB rating of season (130.0), with zero sacks allowed ... On Dec. 11 at Cleveland, recovered a Dalton fumble at Browns' 41 in first quarter, preserving drive that ended with a TD ... Also at Cleveland, helped offense generate 213 rushing yards, with a 5.6 per-carry average.

Previous seasons: **2006**—Played in 12 games as a rookie with Houston, starting last seven at ROT ... Made NFL debut in reserve role Oct. 15 at Dallas ... Moved into starting lineup Nov. 19 vs. Buffalo and helped power 188 rushing yards ... Helped Texans top 100 rushing yards in four of the final five games, including team's 191 and 153 for RB Ron Dayne on Dec. 24 vs. Indianapolis. **2007**—With Houston, he began his streak of seven straight seasons starting 16 games ... Key cog as offense allowed only 21 sacks, down from 43 the previous year. **2008**—Helped Texans to 382.1-yards per game in net offense, ranked third in NFL ... Helped Steve Slaton to franchise rookie record of 1282 rushing yards, including three straight games over 100. **2009**—For Texans on Nov. 1 at Buffalo, helped RB Ryan Moats rush for 126 yards and three TDs ... Blocked for RB Arian Foster's first 100-yard rushing game, 119 yards in season finale vs. New England. **2010**—Helped Texans RB Arian Foster earn his first Pro Bowl berth, with 1616 rushing yards and 16 TDs ... Helped Foster log franchise-record 231 rushing yards in season opener Sept. 12 vs. Indianapolis ... In season finale vs. Jacksonville, helped power 244 rushing yards, including 180 and two TDs by Foster. **2011**—Named to SI.com's All-Pro team as Houston earned franchise's first playoff berth with 10-6 record for AFC South title ... In Wild Card win over Bengals, contributed to 188 rushing yards, including 153 by Foster ... Supported net rushing of 150-plus yards in last five regular-season games. **2012**—Moved to Kansas City as a free agent and helped Chiefs lead NFL in rushing (149.7) ... Supported 1509 rushing yards by RB Jamaal Charles ... Part of 352-yard rushing effort Dec. 23 vs. Indianapolis. **2013**—Played in all 16 games at ROT for Arizona, his seventh consecutive season starting every regular-season game, and helped the Cardinals post a 10-6 record ... Helped Cardinals rush for season-high 201 yards Oct. 27 vs. Atlanta ... Aided rushing

output of 145 yards and two TDs on Dec. 15 at Tennessee ... His Arizona contract expired after season. **2014**—Was with Seattle in preseason ... Seahawks released him on Aug. 30, and he signed as free agent with Bengals prior to Game 13 ... Played in Games 13-14, and promoted to starting ROT for playoff-clinching win Dec. 22 vs. Denver ... Also started Dec. 28 at Pittsburgh and in Wild Card playoff at Indianapolis. **2015**—Played Games 1-11 and 13-14 with Bengals, with starts at ROT in Games 8-9 as injury replacement for Andre Smith ... Inactive for Games 12, 15-16 and Wild Card playoff ... Played ROT on Bengals' game-deciding TD drive Nov. 1 at Pittsburgh, replacing Andre Smith ... In start Nov. 5 vs. Cleveland, helped offense gain 371 net yards as Andy Dalton posted 139.8 passer rating ... On Dec. 13 vs. Pittsburgh and Dec. 20 at San Francisco, had snaps at "big TE," an eligible receiver, but was not targeted.

College: Played in 42 total games with 29 starts at Miami (Fla.), earning All-America honors as a senior ... Started his collegiate career as a TE before switching to offensive line after his freshman season ... Started 12 games at LOT as a senior, coming back from a knee injury that had ended his junior season after four games.

Personal: Hometown is Midland, Texas ... Attended Midland Lee High School, where as a TE he helped team win three straight Class 5A state titles ... Graduated from Miami with a degree in International Finance and Marketing ... Has served since 2014 as president of NFL Players Association ... Married (wife Jennifer) with two daughters (Julie and Josephine) one son (Jackson) ... Hobbies include reading and golf.

NOTE ABOUT NFL EXPERIENCE: Winston did not earn an accrued year of experience toward NFL free agency in 2014 because he was not on a 53-player roster, a Reserve/Injured list or a Reserve/Physically Unable to Perform list for the required minimum of six games.

ERIC WINSTON'S STATISTICS

GAMES-STARTS

| YEAR | TEAM | GAMES | STARTS |
|--------------|-------------|-------|--------|
| 2006 | Houston | 12 | 7 |
| 2007 | Houston | 16 | 16 |
| 2008 | Houston | 16 | 16 |
| 2009 | Houston | 16 | 16 |
| 2010 | Houston | 16 | 16 |
| 2011 | Houston | 16 | 16 |
| 2012 | Kansas City | 16 | 16 |
| 2013 | Arizona | 16 | 16 |
| 2014 | Cincinnati | 4 | 2 |
| 2015 | Cincinnati | 13 | 2 |
| 2016 | Cincinnati | 16 | 2 |
| HOU. TOTALS | | 92 | 87 |
| K.C. TOTALS | | 16 | 16 |
| ARIZ. TOTALS | | 16 | 16 |
| CIN. TOTALS | | 33 | 6 |
| CAREER | | 157 | 125 |

POSTSEASON

GAMES-STARTS

| YEAR | TEAM | GAMES | STARTS |
|--------|------------|-------|---------------|
| 2011 | Houston | 2 | 2 |
| 2014 | Cincinnati | 1 | 1 |
| 2015 | Cincinnati | 1 | *DID NOT PLAY |
| CAREER | | 3 | 3 |

* NOTE: Winston was inactive for one postseason game with Cincinnati in 2015.





**DEFENSIVE END
CARLOS DUNLAP**

2016 REVIEW



2016 STANDINGS

AMERICAN FOOTBALL CONFERENCE

| EAST DIVISION | W | L | T | PCT. | PF | PA |
|-----------------------------|----|----|---|------|-----|-----|
| #-New England Patriots..... | 14 | 2 | 0 | .875 | 441 | 250 |
| *-Miami Dolphins..... | 10 | 6 | 0 | .625 | 363 | 380 |
| Buffalo Bills..... | 7 | 9 | 0 | .438 | 399 | 378 |
| New York Jets..... | 5 | 11 | 0 | .313 | 275 | 409 |
| NORTH DIVISION | W | L | T | PCT. | PF | PA |
| Pittsburgh Steelers..... | 11 | 5 | 0 | .688 | 399 | 327 |
| Baltimore Ravens..... | 8 | 8 | 0 | .500 | 343 | 321 |
| Cincinnati Bengals..... | 6 | 9 | 1 | .406 | 325 | 315 |
| Cleveland Browns..... | 1 | 15 | 0 | .063 | 264 | 452 |
| SOUTH DIVISION | W | L | T | PCT. | PF | PA |
| Houston Texans..... | 9 | 7 | 0 | .563 | 279 | 328 |
| Tennessee Titans..... | 9 | 7 | 0 | .563 | 381 | 378 |
| Indianapolis Colts..... | 8 | 8 | 0 | .500 | 411 | 392 |
| Jacksonville Jaguars..... | 3 | 13 | 0 | .188 | 318 | 400 |
| WEST DIVISION | W | L | T | PCT. | PF | PA |
| Kansas City Chiefs..... | 12 | 4 | 0 | .750 | 389 | 311 |
| *-Oakland Raiders..... | 12 | 4 | 0 | .750 | 416 | 385 |
| Denver Broncos..... | 9 | 7 | 0 | .563 | 333 | 297 |
| San Diego Chargers..... | 5 | 11 | 0 | .313 | 410 | 423 |

NATIONAL FOOTBALL CONFERENCE

| EAST DIVISION | W | L | T | PCT. | PF | PA |
|---------------------------|----|----|---|------|-----|-----|
| #-Dallas Cowboys..... | 13 | 3 | 0 | .813 | 421 | 306 |
| *-New York Giants..... | 11 | 5 | 0 | .688 | 310 | 284 |
| Washington Redskins..... | 8 | 7 | 1 | .531 | 396 | 383 |
| Philadelphia Eagles..... | 7 | 9 | 0 | .438 | 367 | 331 |
| NORTH DIVISION | W | L | T | PCT. | PF | PA |
| Green Bay Packers..... | 10 | 6 | 0 | .625 | 432 | 388 |
| *-Detroit Lions..... | 9 | 7 | 0 | .563 | 346 | 358 |
| Minnesota Vikings..... | 8 | 8 | 0 | .500 | 327 | 307 |
| Chicago Bears..... | 3 | 13 | 0 | .188 | 279 | 399 |
| SOUTH DIVISION | W | L | T | PCT. | PF | PA |
| Atlanta Falcons..... | 11 | 5 | 0 | .688 | 540 | 406 |
| Tampa Bay Buccaneers..... | 9 | 7 | 0 | .563 | 354 | 369 |
| New Orleans Saints..... | 7 | 9 | 0 | .438 | 469 | 454 |
| Carolina Panthers..... | 6 | 10 | 0 | .375 | 369 | 402 |
| WEST DIVISION | W | L | T | PCT. | PF | PA |
| Seattle Seahawks..... | 10 | 5 | 1 | .656 | 354 | 292 |
| Arizona Cardinals..... | 7 | 8 | 1 | .469 | 418 | 362 |
| Los Angeles Rams..... | 4 | 12 | 0 | .250 | 224 | 394 |
| San Francisco 49ers..... | 2 | 14 | 0 | .125 | 309 | 480 |

*-Wild Card qualifier; #-Clinched home-field advantage throughout playoffs.

NOTES:

- Houston finished ahead of Tennessee based on better division record (Texans' 5-1 to Titans' 2-4).
- Kansas City finished ahead of Oakland based on head-to-head sweep (Chiefs were 2-0 vs. Raiders).

PLAYOFF SEEDINGS:

AFC

1. New England
2. Kansas City
3. Pittsburgh
4. Houston
5. Oakland
6. Miami

NFC

1. Dallas
2. Atlanta
3. Seattle
4. Green Bay
5. N.Y. Giants
6. Detroit

POSTSEASON AT A GLANCE

Home team in CAPS.

AFC Wild Card Playoff Games

HOUSTON 27, Oakland 14
PITTSBURGH 30, Miami 12

AFC Divisional Playoff Games

NEW ENGLAND 34, Houston 16
Pittsburgh 18, KANSAS CITY 16

AFC Championship Game

NEW ENGLAND 36, Pittsburgh 17

NFC Wild Card Playoff Games

SEATTLE 26, Detroit 6
GREEN BAY 38, N.Y. Giants 13

NFC Divisional Playoff Games

ATLANTA 36, Seattle 20
Green Bay 34, DALLAS 31

NFC Championship Game

ATLANTA 44, Green Bay 21

Super Bowl LI at NRG Stadium, Houston, Texas

New England 34, ATLANTA 28

2016 STATISTICS

RECORD: 6-9-1

| DATE | W-L | SCORE | OPPONENT | ATTENDANCE |
|-------|-----|------------|----------------|------------|
| 9-11 | W | 23-22 | at N.Y. Jets | 78,160 |
| 9-18 | L | 16-24 | at Pittsburgh | 65,072 |
| 9-25 | L | 17-29 | DENVER | 63,850 |
| 9-29 | W | 22-7 | MIAMI | 60,834 |
| 10-9 | L | 14-28 | at Dallas | 91,653 |
| 10-16 | L | 17-35 | at New England | 66,829 |
| 10-23 | W | 31-17 | CLEVELAND | 65,047 |
| 10-30 | T | 27-27 (OT) | VS. WASHINGTON | 84,488 |
| 11-6 | | | — BYE — | |
| 11-14 | L | 20-21 | at N.Y. Giants | 76,218 |
| 11-20 | L | 12-16 | BUFFALO | 61,356 |
| 11-27 | L | 14-19 | at Baltimore | 70,903 |
| 12-4 | W | 32-14 | PHILADELPHIA | 55,456 |
| 12-11 | W | 23-10 | at Cleveland | 60,028 |
| 12-18 | L | 20-24 | PITTSBURGH | 62,096 |
| 12-24 | L | 10-12 | at Houston | 71,836 |
| 1-1 | W | 27-10 | BALTIMORE | 54,944 |

| TEAM STATISTICS | BENGALS | OPPONENTS |
|-------------------------|---------|-----------|
| TOTAL FIRST DOWNS..... | 341 | 327 |
| Rushing..... | 100 | 95 |
| Passing..... | 204 | 196 |
| Penalty..... | 37 | 36 |
| 3rd Down: Made-Att..... | 82-210 | 86-217 |
| 3rd Down Pct..... | 39.0 | 39.6 |
| 4th Down: Made-Att..... | 7-9 | 9-19 |
| 4th Down Pct..... | 77.8 | 47.4 |
| POSSESSION AVG..... | 29:52 | 30:08 |
| TOTAL NET YARDS..... | 5711 | 5612 |
| Avg. Per Game..... | 356.9 | 350.8 |
| Total Plays..... | 1050 | 1038 |
| Avg. Per Play..... | 5.4 | 5.4 |
| NET YARDS RUSHING..... | 1769 | 1812 |
| Avg. Per Game..... | 110.6 | 113.3 |
| Total Rushes..... | 446 | 412 |
| NET YARDS PASSING..... | 3942 | 3800 |
| Avg. Per Game..... | 246.4 | 237.5 |
| Sacked-Yards Lost..... | 41-264 | 33-185 |
| Gross Yards..... | 4206 | 3985 |
| Att.-Completions..... | 563-364 | 593-374 |
| Completion Pct..... | 64.7 | 63.1 |
| Had Intercepted..... | 8 | 17 |
| PUNTS-AVERAGE..... | 78-46.3 | 74-45.0 |
| Net Punting Avg..... | 78-39.5 | 74-40.9 |
| PENALTIES-YARDS..... | 88-726 | 105-950 |
| FUMBLES-BALLS LOST..... | 20-9 | 12-3 |
| TOUCHDOWNS..... | 35 | 34 |
| Rushing..... | 17 | 12 |
| Passing..... | 18 | 22 |
| Returns..... | 0 | 0 |

| SCORE BY PERIODS | 1 | 2 | 3 | 4 | OT | PTS |
|------------------|----|----|----|----|----|-----|
| BENGALS..... | 97 | 94 | 69 | 65 | 0 | 325 |
| OPPONENTS..... | 71 | 81 | 69 | 94 | 0 | 315 |

| SCORING | TD | TD-R | TD-P | TD-Rt | K-PAT | FG | S | PTS |
|----------------------|----|------|------|-------|-------|-------|---|-----|
| Mike Nugent..... | 0 | 0 | 0 | 0 | 23-29 | 23-29 | 0 | 92 |
| Jeremy Hill..... | 9 | 9 | 0 | 0 | — | — | 0 | 54 |
| Brandon LaFell..... | 6 | 0 | 6 | 0 | — | — | 0 | 36 |
| Randy Bullock..... | 0 | 0 | 0 | 0 | 6-6 | 5-6 | 0 | 21 |
| Tyler Eifert..... | 5 | 0 | 5 | 0 | — | — | 0 | 30 |
| Andy Dalton..... | 4 | 4 | 0 | 0 | — | — | 0 | 24 |
| A.J. Green..... | 4 | 0 | 4 | 0 | — | — | 0 | 24 |
| Giovani Bernard..... | 3 | 2 | 1 | 0 | — | — | 0 | 18 |
| Rex Burkhead..... | 2 | 2 | 0 | 0 | — | — | 0 | 12 |
| Tyler Boyd..... | 1 | 0 | 1 | 0 | — | — | 0 | 6 |
| C.J. Uzomah..... | 1 | 0 | 1 | 0 | — | — | 0 | 6 |
| (team)..... | 0 | 0 | 0 | 0 | — | — | 1 | 2 |
| BENGALS..... | 35 | 17 | 18 | 0 | 29-35 | 28-35 | 1 | 325 |
| OPPONENTS..... | 34 | 12 | 22 | 0 | 28-32 | 27-31 | 1 | 315 |

Two-point conversions: None. BENGALS 0-0 (0-0 R, 0-0 P), OPPONENTS 0-2 (0-1 R, 0-1 P).

Fumbles-lost: Andy Dalton 9-3, Adam Jones 3-1, Alex Erickson 3-0, Giovani Bernard 1-1, Tyler Boyd 1-1, Rex Burkhead 1-1, Jake Fisher 1-1, Shawn Williams 1-1. BENGALS 20-9, OPPONENTS 12-3.

| PASSING | ATT | CMP | YDS | CMP% | YDS/ATT | TD | TD% | INT | INT% | LG | SKD-YDS | RAT |
|------------------|-----|-----|------|------|---------|----|-----|-----|------|-----|---------|------|
| Andy Dalton..... | 563 | 364 | 4206 | 64.7 | 7.47 | 18 | 3.2 | 8 | 1.4 | 86t | 41-264 | 91.8 |
| BENGALS..... | 563 | 364 | 4206 | 64.7 | 7.47 | 18 | 3.2 | 8 | 1.4 | 86t | 41-264 | 91.8 |
| OPPONENTS..... | 593 | 374 | 3985 | 63.1 | 6.72 | 22 | 3.7 | 17 | 2.9 | 74t | 33-185 | 83.1 |

| RUSHING | ATT | YDS | AVG | LG | TD |
|----------------------|-----|------|------|-----|----|
| Jeremy Hill..... | 222 | 839 | 3.8 | 74t | 9 |
| Rex Burkhead..... | 74 | 344 | 4.6 | 17 | 2 |
| Giovani Bernard..... | 91 | 337 | 3.7 | 17 | 2 |
| Andy Dalton..... | 46 | 184 | 4.0 | 15 | 4 |
| Tyler Boyd..... | 4 | 58 | 14.5 | 39 | 0 |
| Cedric Peerman..... | 6 | 15 | 2.5 | 4 | 0 |
| Brandon LaFell..... | 1 | -2 | -2.0 | -2 | 0 |
| James Wright..... | 2 | -6 | -3.0 | 2 | 0 |
| BENGALS..... | 446 | 1769 | 4.0 | 74t | 17 |
| OPPONENTS..... | 412 | 1812 | 4.4 | 60t | 12 |

| RECEIVING | REC | YDS | AVG | LG | TD |
|----------------------|-----|------|------|-----|----|
| A.J. Green..... | 66 | 964 | 14.6 | 54t | 4 |
| Brandon LaFell..... | 64 | 862 | 13.5 | 86t | 6 |
| Tyler Boyd..... | 54 | 603 | 11.2 | 30 | 1 |
| Giovani Bernard..... | 39 | 336 | 8.6 | 32 | 1 |
| Tyler Eifert..... | 29 | 394 | 13.6 | 71 | 5 |
| C.J. Uzomah..... | 25 | 234 | 9.4 | 54 | 1 |
| Jeremy Hill..... | 21 | 174 | 8.3 | 25 | 0 |
| Cody Core..... | 17 | 200 | 11.8 | 50 | 0 |
| Rex Burkhead..... | 17 | 145 | 8.5 | 18 | 0 |
| James Wright..... | 13 | 106 | 8.2 | 15 | 0 |
| Tyler Kroft..... | 10 | 92 | 9.2 | 21 | 0 |
| Alex Erickson..... | 6 | 71 | 11.8 | 20 | 0 |
| Ryan Hewitt..... | 2 | 13 | 6.5 | 8 | 0 |
| Jake Fisher..... | 1 | 12 | 12.0 | 12 | 0 |
| BENGALS..... | 364 | 4206 | 11.6 | 86t | 18 |
| OPPONENTS..... | 374 | 3985 | 10.7 | 74t | 22 |

| INTERCEPTIONS | NO | YDS | AVG | LG | TD |
|-------------------------|----|-----|------|----|----|
| George Iloka..... | 3 | 21 | 7.0 | 21 | 0 |
| Dre Kirkpatrick..... | 3 | 21 | 7.0 | 21 | 0 |
| Shawn Williams..... | 3 | 14 | 4.7 | 13 | 0 |
| Vontaze Burfitt..... | 2 | 54 | 27.0 | 47 | 0 |
| Chris Lewis-Harris..... | 1 | 11 | 11.0 | 11 | 0 |
| Rey Mauluga..... | 1 | 9 | 9.0 | 9 | 0 |
| Vincent Rey..... | 1 | 6 | 6.0 | 6 | 0 |
| Adam Jones..... | 1 | 2 | 2.0 | 2 | 0 |
| KeiVarae Russell..... | 1 | 0 | 0.0 | 0 | 0 |
| Josh Shaw..... | 1 | 0 | 0.0 | 0 | 0 |
| BENGALS..... | 17 | 138 | 8.1 | 47 | 0 |
| OPPONENTS..... | 8 | 92 | 11.5 | 49 | 0 |

| PUNTING | NO | YDS | AVG | NET | TB | IN-20 | LG | BLK. |
|------------------|----|------|------|------|----|-------|----|------|
| Kevin Huber..... | 78 | 3613 | 46.3 | 39.5 | 8 | 23 | 72 | 0 |
| BENGALS..... | 78 | 3613 | 46.3 | 39.5 | 8 | 23 | 72 | 0 |
| OPPONENTS..... | 74 | 3333 | 45.0 | 40.9 | 3 | 35 | 68 | 0 |

| PUNT RETURNS | NO | FC | YDS | AVG | LG | TD |
|--------------------|----|----|-----|-----|----|----|
| Alex Erickson..... | 28 | 19 | 195 | 7.0 | 24 | 0 |
| Adam Jones..... | 10 | 0 | 51 | 5.1 | 15 | 0 |
| BENGALS..... | 38 | 19 | 246 | 6.5 | 24 | 0 |
| OPPONENTS..... | 38 | 20 | 369 | 9.7 | 28 | 0 |

| KICKOFF RETURNS | NO | YDS | AVG | LG | TD |
|--------------------|----|------|------|----|----|
| Alex Erickson..... | 29 | 810 | 27.9 | 84 | 0 |
| Rex Burkhead..... | 6 | 114 | 19.0 | 26 | 0 |
| Adam Jones..... | 4 | 79 | 19.8 | 23 | 0 |
| BENGALS..... | 39 | 1003 | 25.7 | 84 | 0 |
| OPPONENTS..... | 40 | 891 | 22.3 | 65 | 0 |

| FIELD GOALS | 1-19 | 20-29 | 30-39 | 40-49 | 50+ |
|--------------------|------|-------|-------|-------|-----|
| Mike Nugent..... | 0-0 | 9-9 | 9-10 | 5-7 | 0-3 |
| Randy Bullock..... | 0-0 | 4-4 | 0-0 | 1-2 | 0-0 |
| BENGALS..... | 0-0 | 13-13 | 9-10 | 6-9 | 0-3 |
| OPPONENTS..... | 0-0 | 9-10 | 5-6 | 9-9 | 4-6 |

Mike Nugent: (33G, 21G, 52WR, 47G), (25G, 33G, 21G), (34G), (42G, 22G, 43G, 22G, 47G), (50WL), (25G), (40WR, 36G, 45RU), (51WL), (25G, 38G), (—), (23G, 36G), (32G, 33G, 26G, 38G), (36WR, 44G), (—), (—).

Randy Bullock: (—), (—), (—), (—), (—), (—), (—), (—), (—), (—), (—), (—), (23G, 22G), (43G, 43WR), (23G, 24G).

Opponents: (22B, 45G, 20G, 23G), (49G), (20G), (—), (—), (46G, 31G), (28G), (20G, 55SH, 40G, 34WL), (—), (26G, 54G, 20G), (52G, 57G, 54G, 36G), (51RU), (30G), (45G, 49G, 49G, 40G, 49G, 30G), (25G, 22G), (30G).

| DEFENSE* | ST | AT | TT | SKS-YDS | INT-YDS | PD | FF | FR-YDS |
|-------------------------|----|----|-----|----------|---------|----|----|--------|
| Karlos Dansby..... | 69 | 45 | 114 | 1-0 | 0-0 | 6 | 0 | 1-0 |
| Vontaze Burfitt..... | 73 | 28 | 101 | 2-11 | 2-54 | 8 | 1 | 0-0 |
| Shawn Williams..... | 59 | 22 | 81 | 1-4 | 3-14 | 5 | 0 | 0-0 |
| Vincent Rey..... | 48 | 31 | 79 | 0-0 | 1-6 | 7 | 0 | 1-10 |
| George Iloka..... | 48 | 25 | 73 | 0-0 | 3-21 | 7 | 0 | 0-0 |
| Adam Jones..... | 54 | 12 | 66 | 0-0 | 1-2 | 7 | 1 | 0-0 |
| Carlos Dunlap..... | 30 | 19 | 49 | 8-45 | 0-0 | 15 | 3 | 0-0 |
| Josh Shaw..... | 31 | 16 | 47 | 0-0 | 1-0 | 3 | 0 | 0-0 |
| Dre Kirkpatrick..... | 35 | 11 | 46 | 0-0 | 3-21 | 10 | 0 | 0-0 |
| Michael Johnson..... | 32 | 13 | 45 | 3.5-19 | 0-0 | 3 | 0 | 0-0 |
| Darqueze Dennard..... | 28 | 13 | 41 | 0-0 | 0-0 | 1 | 0 | 0-0 |
| Domata Peko..... | 17 | 20 | 37 | 0-0 | 0-0 | 3 | 0 | 1-0 |
| Pat Sims..... | 15 | 22 | 37 | 1.5-6.5 | 0-0 | 0 | 0 | 0-0 |
| Geno Atkins..... | 21 | 11 | 32 | 9-63 | 0-0 | 0 | 0 | 0-0 |
| Rey Mauluga..... | 17 | 10 | 27 | 0-0 | 1-9 | 2 | 0 | 0-0 |
| Will Clarke..... | 10 | 5 | 15 | 4-15 | 0-0 | 1 | 0 | 0-0 |
| Nick Vigil..... | 11 | 3 | 14 | 0-0 | 0-0 | 1 | 0 | 0-0 |
| Margus Hunt..... | 7 | 7 | 14 | 0-0 | 0-0 | 2 | 0 | 0-0 |
| Wallace Gilberry..... | 8 | 2 | 10 | 2.5-20.5 | 0-0 | 0 | 0 | 0-0 |
| Derron Smith..... | 3 | 4 | 7 | 0-0 | 0-0 | 1 | 0 | 0-0 |
| Chris Lewis-Harris..... | 3 | 1 | 4 | 0-0 | 1-11 | 2 | 0 | 0-0 |
| Clayton Fejedelem..... | 3 | 0 | 3 | 0-0 | 0-0 | 0 | 0 | 0-0 |
| DeShawn Williams..... | 1 | 1 | 2 | 0.5-1 | 0-0 | 0 | 0 | 0-0 |
| KeiVarae Russell..... | 0 | 0 | 0 | 0-0 | 1-0 | 1 | 0 | 0-0 |

| SPECIAL TEAMS* | ST | AT | TT | FF | FR-YDS | BP | BFG | BXP |
|------------------------|----|----|----|----|--------|----|-----|-----|
| Rex Burkhead..... | 7 | 5 | 12 | 1 | 0-0 | 0 | 0 | 0 |
| James Wright..... | 4 | 7 | 11 | 0 | 0-0 | 0 | 0 | 0 |
| Josh Shaw..... | 7 | 2 | 9 | 0 | 0-0 | 0 | 0 | 0 |
| Marquis Flowers..... | 8 | 0 | 8 | 0 | 0-0 | 0 | 0 | 0 |
| Tyler Kroft..... | 5 | 2 | 7 | 0 | 0-0 | 0 | 0 | 0 |
| Clayton Fejedelem..... | 4 | 3 | 7 | 0 | 0-0 | 0 | 0 | 0 |
| Nick Vigil..... | 4 | 3 | 7 | 0 | 0-0 | 0 | 0 | 0 |
| Vincent Rey..... | 3 | 4 | 7 | 0 | 0-0 | 0 | 0 | 0 |
| Darqueze Dennard..... | 4 | 2 | 6 | 0 | 0-0 | 0 | 0 | 0 |
| Clark Harris..... | 3 | 3 | 6 | 0 | 0-0 | 0 | 0 | 0 |
| Margus Hunt..... | 2 | 1 | 3 | 0 | 0-0 | 0 | 1 | 2 |
| Cedric Peerman..... | 2 | 1 | 3 | 0 | 0-0 | 0 | 0 | 0 |
| Chykie Brown..... | 2 | 0 | 2 | 0 | 0-0 | 0 | 0 | 0 |
| Ryan Hewitt..... | 2 | 0 | 2 | 0 | 0-0 | 0 | 0 | 0 |
| Mike Nugent..... | 1 | 1 | 2 | 0 | 0-0 | 0 | 0 | 0 |
| Randy Bullock..... | 1 | 0 | 1 | 0 | 0-0 | 0 | 0 | 0 |
| P.J. Dawson..... | 1 | 0 | 1 | 0 | 0-0 | 0 | 0 | 0 |
| George Iloka..... | 1 | 0 | 1 | 0 | 0-0 | 0 | 0 | 0 |
| Trevor Roach..... | 1 | 0 | 1 | 0 | 0-0 | 0 | 0 | 0 |
| KeiVarae Russell..... | 1 | 0 | 1 | 0 | 0-0 | 0 | 0 | 0 |
| Derron Smith..... | 1 | 0 | 1 | 0 | 0-0 | 0 | 0 | 0 |
| Cody Core..... | 0 | 1 | 1 | 0 | 0-0 | 0 | 0 | 0 |

* NOTE: All defensive statistics above are press box statistics produced at the games.

2016 GAME-BY-GAME TEAM STATISTICS

OFFENSE

| DATE | OPPONENT | YDS | RUSH-YDS | PASS YDS | COMP-ATT | TD-P/INT | SKD-YDS | 1D | 3D-CONV | F-FL | POSS |
|----------|----------------|------|----------|----------|----------|----------|---------|-----|---------|------|-------|
| Sept. 11 | at N.Y. Jets | 381 | 19-57 | 324 | 23-30 | 1/1 | 7-42 | 18 | 3-11 | 0-0 | 25:07 |
| Sept. 18 | at Pittsburgh | 412 | 18-46 | 366 | 31-54 | 1/0 | 1-0 | 21 | 4-16 | 2-2 | 27:05 |
| Sept. 25 | DENVER | 332 | 29-143 | 189 | 21-31 | 0/1 | 4-17 | 20 | 5-12 | 1-1 | 32:06 |
| Sept. 29 | MIAMI | 362 | 37-77 | 285 | 22-31 | 1/0 | 1-11 | 19 | 3-15 | 2-0 | 38:02 |
| Oct. 9 | at Dallas | 345 | 19-96 | 249 | 29-41 | 2/0 | 4-20 | 27 | 5-12 | 0-0 | 32:17 |
| Oct. 16 | at New England | 357 | 32-120 | 237 | 21-31 | 1/0 | 2-17 | 20 | 5-12 | 0-0 | 32:03 |
| Oct. 23 | CLEVELAND | 559 | 30-271 | 288 | 19-28 | 2/0 | 3-20 | 23 | 5-10 | 2-1 | 28:12 |
| Oct. 30 | VS. WASHINGTON | 415 | 36-152 | 263 | 27-42 | 1/1 | 3-21 | 35 | 8-15 | 2-1 | 35:18 |
| Nov. 6 | — BYE — | | | | | | | | | | |
| Nov. 14 | at N.Y. Giants | 264 | 23-78 | 186 | 16-29 | 1/1 | 3-18 | 12 | 2-11 | 0-0 | 28:37 |
| Nov. 20 | BUFFALO | 300 | 27-93 | 207 | 24-43 | 1/2 | 1-0 | 23 | 8-15 | 2-0 | 27:49 |
| Nov. 27 | at Baltimore | 325 | 20-64 | 261 | 26-48 | 1/0 | 3-22 | 22 | 5-16 | 4-2 | 28:43 |
| Dec. 4 | PHILADELPHIA | 412 | 33-80 | 332 | 23-31 | 2/0 | 0-0 | 21 | 7-14 | 2-2 | 28:02 |
| Dec. 11 | at Cleveland | 360 | 38-213 | 147 | 20-28 | 2/0 | 4-33 | 21 | 8-15 | 1-0 | 34:53 |
| Dec. 18 | PITTSBURGH | 222 | 28-76 | 146 | 16-27 | 0/1 | 1-11 | 19 | 6-12 | 0-0 | 27:28 |
| Dec. 24 | at Houston | 294 | 19-50 | 244 | 28-41 | 1/1 | 3-24 | 15 | 7-16 | 1-0 | 28:54 |
| Jan. 1 | BALTIMORE | 371 | 38-153 | 218 | 18-28 | 1/0 | 1-8 | 25 | 1-8 | 1-0 | 30:42 |
| TOTALS | | 5711 | 446-1769 | 3942 | 364-563 | 18/8 | 41-264 | 341 | 82-210 | 20-9 | 29:52 |

DEFENSE

| DATE | OPPONENT | YDS | RUSH-YDS | PASS YDS | COMP-ATT | TD-P/INT | SKD-YDS | 1D | 3D-CONV | F-FL | POSS |
|----------|----------------|------|----------|----------|----------|----------|---------|-----|---------|------|-------|
| Sept. 11 | at N.Y. Jets | 340 | 30-152 | 188 | 19-35 | 2/1 | 1-1 | 22 | 4-12 | 1-0 | 34:53 |
| Sept. 18 | at Pittsburgh | 374 | 36-124 | 250 | 19-37 | 3/2 | 1-9 | 19 | 7-17 | 1-0 | 32:55 |
| Sept. 25 | DENVER | 355 | 23-52 | 303 | 23-35 | 4/0 | 2-9 | 21 | 6-12 | 1-1 | 27:54 |
| Sept. 29 | MIAMI | 222 | 13-62 | 160 | 15-25 | 1/1 | 5-29 | 8 | 2-11 | 1-1 | 21:58 |
| Oct. 9 | at Dallas | 402 | 29-180 | 222 | 18-24 | 1/0 | 1-5 | 21 | 4-8 | 3-1 | 27:43 |
| Oct. 16 | at New England | 437 | 23-79 | 358 | 29-35 | 3/0 | 3-18 | 25 | 4-10 | 0-0 | 27:57 |
| Oct. 23 | CLEVELAND | 352 | 26-180 | 172 | 21-35 | 0/2 | 2-10 | 22 | 6-14 | 0-0 | 31:48 |
| Oct. 30 | VS. WASHINGTON | 546 | 31-100 | 446 | 38-56 | 2/1 | 1-12 | 30 | 8-17 | 0-0 | 39:42 |
| Nov. 6 | — BYE — | | | | | | | | | | |
| Nov. 14 | at N.Y. Giants | 351 | 27-122 | 229 | 28-44 | 3/2 | 1-11 | 23 | 6-14 | 1-0 | 31:23 |
| Nov. 20 | BUFFALO | 342 | 34-183 | 159 | 19-27 | 0/1 | 2-7 | 20 | 3-12 | 1-0 | 32:11 |
| Nov. 27 | at Baltimore | 311 | 30-92 | 219 | 25-36 | 1/1 | 2-15 | 16 | 5-16 | 1-0 | 31:17 |
| Dec. 4 | PHILADELPHIA | 359 | 19-53 | 306 | 36-60 | 1/3 | 1-2 | 22 | 8-17 | 0-0 | 31:58 |
| Dec. 11 | at Cleveland | 254 | 22-169 | 85 | 12-28 | 0/1 | 3-19 | 13 | 6-14 | 0-0 | 25:07 |
| Dec. 18 | PITTSBURGH | 382 | 29-97 | 285 | 21-36 | 1/0 | 1-1 | 26 | 5-13 | 1-0 | 32:32 |
| Dec. 24 | at Houston | 250 | 24-95 | 155 | 18-29 | 0/0 | 4-21 | 17 | 4-14 | 1-0 | 31:06 |
| Jan. 1 | BALTIMORE | 335 | 16-72 | 263 | 33-51 | 0/2 | 3-16 | 22 | 8-16 | 0-0 | 29:18 |
| TOTALS | | 5612 | 412-1812 | 3800 | 374-593 | 22/17 | 33-185 | 327 | 86-217 | 12-3 | 30:08 |

2016 BEST PERFORMANCES

REGULAR SEASON

| RUSHING YARDS | PASS COMPLETIONS |
|--|---|
| 168 — Jeremy Hill, Oct. 23 vs. Cleveland | 31 — Andy Dalton, Sept. 18 at Pittsburgh |
| 119 — Rex Burkhead, Jan. 1 vs. Baltimore | 29 — Andy Dalton, Oct. 9 at Dallas |
| 111 — Jeremy Hill, Dec. 11 at Cleveland | 28 — Andy Dalton, Dec. 24 at Houston |
| RUSHING ATTEMPTS | LONGEST PASSES |
| 27 — Rex Burkhead, Jan. 1 vs. Baltimore | 86 — Andy Dalton to Brandon LaFell, Dec. 24 at Houston (TD) |
| 25 — Jeremy Hill, Dec. 11 at Cleveland | 71 — Andy Dalton to Tyler Eifert, Nov. 14 at N.Y. Giants |
| 23 — Jeremy Hill, Dec. 4 vs. Philadelphia | 54 — (two times) |
| LONGEST RUSHES | YARDS FROM SCRIMMAGE |
| 74 — Jeremy Hill, Oct. 23 vs. Cleveland (TD) | 192 — Jeremy Hill, Oct. 23 vs. Cleveland |
| 50 — Jeremy Hill, Sept. 25 vs. Denver | 180 — A.J. Green, Sept. 11 at N.Y. Jets |
| 40 — Jeremy Hill, Oct. 23 vs. Cleveland | 173 — A.J. Green, Sept. 29 vs. Miami |
| RECEPTIONS | LONGEST KICKOFF RETURNS |
| 12 — A.J. Green, Sept. 11 at N.Y. Jets | 84 — Alex Erickson, Nov. 14 at N.Y. Giants |
| 10 — A.J. Green, Sept. 29 vs. Miami | 72 — Alex Erickson, Dec. 18 vs. Pittsburgh |
| 9 — (three times) | 65 — Alex Erickson, Oct. 30 vs. Washington at London |
| RECEIVING YARDS | LONGEST PUNT RETURNS |
| 180 — A.J. Green, Sept. 11 at N.Y. Jets | 24 — Alex Erickson, Dec. 11 at Cleveland |
| 173 — A.J. Green, Sept. 29 vs. Miami | 18 — Alex Erickson, Nov. 14 at N.Y. Giants |
| 169 — A.J. Green, Oct. 23 vs. Cleveland | 15 — (two times) |
| PASSING YARDS | TOTAL TACKLES* |
| 366 — Andy Dalton, Sept. 11 at N.Y. Jets | 15 — Vontaze Burfict, Dec. 4 vs. Philadelphia |
| 366 — Andy Dalton, Sept. 18 at Pittsburgh | 14 — Vincent Rey, Nov. 14 at N.Y. Giants |
| 332 — Andy Dalton, Dec. 4 vs. Philadelphia | 13 — (two times) |
| PASS ATTEMPTS | SOLO TACKLES* |
| 54 — Andy Dalton, Sept. 18 at Pittsburgh | 11 — Vontaze Burfict, Nov. 20 vs. Buffalo |
| 48 — Andy Dalton, Nov. 27 at Baltimore | 11 — Karlos Dansby, Dec. 11 at Cleveland |
| 43 — Andy Dalton, Nov. 20 vs. Buffalo | 10 — (three times) |

*NOTE: The defensive statistics above are press box statistics produced at the games.

2016 STARTING LINEUPS

OFFENSE

| DATE | OPPONENT | WR | LOT | LG | C | RG | ROT | TE | H-B | WR | QB | HB |
|----------|----------------|--------|-----------|-----------|--------|----------|---------|--------|---------------|---------------|--------|----------|
| Sept. 11 | at N.Y. Jets | Green | Whitworth | Boling | Bodine | Zeittler | Ogbuehi | Uzomah | Hewitt | LaFell | Dalton | Hill |
| Sept. 18 | at Pittsburgh | Green | Whitworth | Boling | Bodine | Zeittler | Ogbuehi | Uzomah | Hewitt | LaFell | Dalton | Hill |
| Sept. 25 | DENVER | Green | Whitworth | Boling | Bodine | Zeittler | Ogbuehi | Kroft | Hewitt | Wright | Dalton | Hill |
| Sept. 29 | MIAMI | Green | Whitworth | Boling | Bodine | Zeittler | Ogbuehi | Kroft | Uzomah(2ndTE) | LaFell | Dalton | Hill |
| Oct. 9 | at Dallas | Green | Whitworth | Boling | Bodine | Zeittler | Ogbuehi | Kroft | Hewitt | Uzomah(2ndTE) | Dalton | Bernard |
| Oct. 16 | at New England | Green | Whitworth | Boling | Bodine | Zeittler | Ogbuehi | Kroft | Uzomah(2ndTE) | LaFell | Dalton | Bernard |
| Oct. 23 | CLEVELAND | Green | Whitworth | Boling | Bodine | Zeittler | Ogbuehi | Kroft | Uzomah(2ndTE) | LaFell | Dalton | Hill |
| Oct. 30 | VS. WASHINGTON | Green | Whitworth | Boling | Bodine | Zeittler | Ogbuehi | Kroft | Hewitt | LaFell | Dalton | Hill |
| Nov. 6 | — BYE — | | | | | | | | | | | |
| Nov. 14 | at N.Y. Giants | Green | Whitworth | Boling | Bodine | Zeittler | Ogbuehi | Kroft | Hewitt | LaFell | Dalton | Hill |
| Nov. 20 | BUFFALO | Green | Whitworth | Boling | Bodine | Zeittler | Ogbuehi | Eifert | Hewitt | LaFell | Dalton | Hill |
| Nov. 27 | at Baltimore | Wright | Whitworth | Boling | Bodine | Zeittler | Ogbuehi | Kroft | Hewitt | LaFell | Dalton | Hill |
| Dec. 4 | PHILADELPHIA | Boyd | Whitworth | Boling | Bodine | Zeittler | Winston | Kroft | Hewitt | LaFell | Dalton | Hill |
| Dec. 11 | at Cleveland | Core | Whitworth | Boling | Bodine | Zeittler | Winston | Kroft | Hewitt | LaFell | Dalton | Hill |
| Dec. 18 | PITTSBURGH | Core | Whitworth | Boling | Bodine | Zeittler | Fisher | Eifert | Kroft(2ndTE) | LaFell | Dalton | Hill |
| Dec. 24 | at Houston | Core | Ogbuehi | Whitworth | Bodine | Zeittler | Fisher | Uzomah | Hewitt | LaFell | Dalton | Hill |
| Jan. 1 | BALTIMORE | Core | Whitworth | T.Johnson | Bodine | Zeittler | Fisher | Uzomah | Boyd(3rd WR) | LaFell | Dalton | Burkhead |

DEFENSE

| DATE | OPPONENT | LDE | NT | DT | RDE | SLB | MLB | WLB | LCB | RCB | SS | FS |
|----------|----------------|--------|------|--------|-----------|-----------------|--------------|-------------|-------------|-------|------------|-------|
| Sept. 11 | at N.Y. Jets | Dunlap | Peko | Atkins | M.Johnson | Dansby(LB) | Shaw(nickel) | Rey(LB) | Kirkpatrick | Jones | S.Williams | Iloka |
| Sept. 18 | at Pittsburgh | Dunlap | Peko | Atkins | M.Johnson | Shaw(nickel) | Mauluga(LB) | Rey(LB) | Kirkpatrick | Jones | S.Williams | Iloka |
| Sept. 25 | DENVER | Dunlap | Peko | Atkins | M.Johnson | Dansby | Mauluga | Rey | Kirkpatrick | Jones | S.Williams | Iloka |
| Sept. 29 | MIAMI | Dunlap | Peko | Atkins | M.Johnson | Shaw(nickel) | Mauluga(LB) | Burfict(LB) | Dennard | Jones | S.Williams | Iloka |
| Oct. 9 | at Dallas | Dunlap | Peko | Atkins | M.Johnson | Dansby | Mauluga | Burfict | Kirkpatrick | Jones | S.Williams | Iloka |
| Oct. 16 | at New England | Dunlap | Peko | Atkins | M.Johnson | Shaw(nickel) | Rey(LB) | Burfict(LB) | Kirkpatrick | Jones | S.Williams | Iloka |
| Oct. 23 | CLEVELAND | Dunlap | Peko | Atkins | M.Johnson | Shaw(nickel) | Rey(LB) | Burfict(LB) | Kirkpatrick | Jones | S.Williams | Iloka |
| Oct. 30 | VS. WASHINGTON | Dunlap | Peko | Atkins | M.Johnson | Dansby | Mauluga | Burfict | Kirkpatrick | Jones | S.Williams | Iloka |
| Nov. 6 | — BYE — | | | | | | | | | | | |
| Nov. 14 | at N.Y. Giants | Dunlap | Peko | Atkins | M.Johnson | Shaw(nickel) | Rey(LB) | Burfict(LB) | Kirkpatrick | Jones | S.Williams | Iloka |
| Nov. 20 | BUFFALO | Dunlap | Peko | Atkins | M.Johnson | Shaw(nickel) | Rey(LB) | Burfict(LB) | Kirkpatrick | Jones | S.Williams | Iloka |
| Nov. 27 | at Baltimore | Dunlap | Peko | Atkins | M.Johnson | Dennard(nickel) | Rey(LB) | Burfict(LB) | Kirkpatrick | Jones | Shaw | Iloka |
| Dec. 4 | PHILADELPHIA | Dunlap | Peko | Atkins | M.Johnson | Shaw(nickel) | Rey(LB) | Burfict(LB) | Kirkpatrick | Jones | S.Williams | Iloka |
| Dec. 11 | at Cleveland | Dunlap | Peko | Atkins | M.Johnson | Dansby | Mauluga | Burfict | Kirkpatrick | Jones | S.Williams | Iloka |
| Dec. 18 | PITTSBURGH | Dunlap | Peko | Atkins | M.Johnson | Shaw(nickel) | Rey(LB) | Burfict(LB) | Kirkpatrick | Jones | S.Williams | Iloka |
| Dec. 24 | at Houston | Dunlap | Peko | Atkins | M.Johnson | Dansby(LB) | Shaw(nickel) | Rey(LB) | Dennard | Jones | S.Williams | Iloka |
| Jan. 1 | BALTIMORE | Dunlap | Peko | Atkins | M.Johnson | Dansby(LB) | Shaw(nickel) | Rey(LB) | Kirkpatrick | Jones | S.Williams | Iloka |

2016 PARTICIPATION CHART

LEGEND

(NOTE: Position designation indicates start.)
 P — played as a substitute
 DNP — did not play
 IL — inactive list
 PS — practice squad

RI — reserve/injured list
 RPUP — reserve/physically unable to perform list
 RNFI — reserve/non-football injury list
 RNF-I — reserve/non-football illness list
 RSBC — reserve/suspended by commissioner list

RF — reserve/future list
 REX — roster exemption
 ^ — reserve/injured player eligible for return
 * — eligible to practice while on a reserve list
 NWT — not with team

| NAME | Cin. G-S | 1 @NYJ | 2 @Pitt. | 3 DEN. | 4 MIA. | 5 @Dal. | 6 @N.E. | 7 CLE. | 8 WASH. | 9 @NYG | 10 BUFF. | 11 @Balt. | 12 PHIL. | 13 @Cle. | 14 PITT. | 15 @Hou. | 16 BALT. |
|---------------------------|-------------|-----------|-------------|-----------|-----------|------------|------------|-----------|------------|-----------|-------------|--------------|-------------|-------------|-------------|-------------|-------------|
| Atkins, Geno..... | 16-16 | DT | DT | DT | DT | DT | DT | DT | DT | DT | DT | DT | DT | DT | DT | DT | DT |
| Bernard, Giovanni..... | 10-2 | P | P | P | P | HB | HB | P | P | P | P | RI | RI | RI | RI | RI | RI |
| Billings, Andrew..... | 0-0 | RI | RI | RI | RI | RI | RI | RI | RI | RI | RI | RI | RI | RI | RI | RI | RI |
| Bodine, Russell..... | 16-16 | C | C | C | C | C | C | C | C | C | C | C | C | C | C | C | C |
| Boling, Clint..... | 14-14 | LG | LG | LG | LG | LG | LG | LG | LG | LG | LG | LG | LG | LG | LG | IL | RI |
| Boyd, Tyler..... | 16-2 | P | P | P | P | P | P | P | P | P | P | P | WR | P | P | P | WR |
| Brown, Chykie..... | 5-0 | P | IL | IL | P | IL | IL | IL | IL | P | P | P | RI | RI | RI | RI | RI |
| Brown, Ryan..... | 0-0 | PS | PS | PS | PS | PS | PS | PS | PS | PS | PS | PS | PS | PS | PS | PS | PS |
| Bullock, Randy..... | 3-0 | NWT | NWT | NWT | NWT | NWT | NWT | NWT | NWT | NWT | NWT | NWT | NWT | NWT | P | P | P |
| Burfict, Vontaze..... | 11-11 | RSBC | RSBC | RSBC | LB | WLB | LB | LB | WLB | LB | LB | LB | WLB | LB | IL | IL | IL |
| Burkhead, Rex..... | 16-1 | P | P | P | P | P | P | P | P | P | P | P | P | P | P | P | HB |
| Carson, Tra..... | 0-0 | PS | PS | PS | PS | PS | PS | PS | PS | PS | PS | PS | PS | PS | PS | PS | DNP |
| Clarke, Will..... | 16-0 | P | P | P | P | P | P | P | P | P | P | P | P | P | P | P | P |
| Core, Cody..... | 8-4 | IL | IL | IL | IL | P | IL | IL | IL | P | IL | P | P | WR | WR | WR | WR |
| Dalton, Andy..... | 16-16 | QB | QB | QB | QB | QB | QB | QB | QB | QB | QB | QB | QB | QB | QB | QB | QB |
| Dansby, Karlos..... | 16-7 | LB | P | SLB | P | SLB | P | P | SLB | P | P | P | P | SLB | P | LB | LB |
| Dawson, P.J..... | 2-0 | PS | PS | PS | PS | PS | PS | PS | PS | PS | PS | PS | PS | PS | PS | P | P |
| Dean, David..... | 0-0 | PS | PS | PS | PS | PS | PS | PS | PS | PS | PS | PS | PS | PS | PS | PS | PS |
| Dennard, Darqueze..... | 15-3 | IL | P | P | LCB | P | P | P | P | P | P | nkIDB | P | P | P | LCB | P |
| Driskel, Jeff..... | 0-0 | IL | IL | IL | IL | IL | IL | IL | IL | IL | IL | IL | IL | DNP | IL | IL | IL |
| Dunlap, Carlos..... | 16-16 | LDE | LDE | LDE | LDE | LDE | LDE | LDE | LDE | LDE | LDE | LDE | LDE | LDE | LDE | LDE | LDE |
| Eifert, Tyler..... | 8-2 | IL | IL | IL | IL | IL | IL | P | P | P | TE | P | P | P | TE | IL | RI |
| Erickson, Alex..... | 16-0 | P | P | P | P | P | P | P | P | P | P | P | P | P | P | P | P |
| Fejedelem, Clayton..... | 16-0 | P | P | P | P | P | P | P | P | P | P | P | P | P | P | P | P |
| Fisher, Jake..... | 15-3 | P | P | P | P | DNP | P | P | P | P | P | P | P | P | ROT | ROT | ROT |
| Flowers, Marquis..... | 16-0 | P | P | P | P | P | P | P | P | P | P | P | P | P | P | P | P |
| Gilberry, Wallace..... | 5-0 | NWT | NWT | NWT | NWT | NWT | NWT | NWT | NWT | P | P | P | IL | IL | IL | P | P |
| Green, A.J..... | 10-10 | WR | WR | WR | WR | WR | WR | WR | WR | WR | WR | IL | IL | IL | IL | IL | RI |
| Hardison, Marcus..... | 0-0 | RI | RI | RI | RI | RI | RI | RI | RI | RI | RI | RI | RI | RI | RI | RI | RI |
| Harris, Clark..... | 13-0 | P | P | P | P | P | P | P | P | P | P | IL | IL | IL | P | P | P |
| Hewitt, Ryan..... | 16-11 | H-B | H-B | H-B | P | H-B | P | P | H-B | H-B | H-B | H-B | H-B | H-B | P | H-B | P |
| Hill, Jeremy..... | 15-13 | HB | HB | HB | HB | P | P | HB | HB | HB | HB | HB | HB | HB | HB | HB | IL |
| Hillary, Darius..... | 0-0 | PS | PS | PS | PS | NWT | NWT | NWT | NWT | NWT | NWT | NWT | NWT | NWT | NWT | NWT | NWT |
| Hopkins, Trey..... | 1-0 | IL | PS | PS | PS | PS | PS | PS | PS | PS | PS | PS | PS | PS | PS | PS | P |
| Huber, Kevin..... | 16-0 | P | P | P | P | P | P | P | P | P | P | P | P | P | P | P | P |
| Hunt, Margus..... | 15-0 | P | P | P | P | P | P | P | P | IL | P | P | P | P | P | P | P |
| Iloka, George..... | 16-16 | FS | FS | FS | FS | FS | FS | FS | FS | FS | FS | FS | FS | FS | FS | FS | FS |
| Jackson, William..... | 0-0 | RI^ | RI^ | RI^ | RI^ | RI^ | RI^ | RI^ | RI^ | RI^ | RI^ | RI | RI | RI | RI | RI | RI |
| Johnson, Michael..... | 16-16 | RDE | RDE | RDE | RDE | RDE | RDE | RDE | RDE | RDE | RDE | RDE | RDE | RDE | RDE | RDE | RDE |
| Johnson, T.J..... | 16-1 | P | P | P | P | P | P | P | P | P | P | P | P | P | P | P | LG |
| Jones, Adam..... | 16-16 | RCB | RCB | RCB | RCB | RCB | RCB | RCB | RCB | RCB | RCB | RCB | RCB | RCB | RCB | RCB | RCB |
| Kirkpatrick, Dre..... | 15-14 | LCB | LCB | LCB | IL | LCB | LCB | LCB | LCB | LCB | LCB | LCB | LCB | LCB | LCB | P | LCB |
| Kroft, Tyler..... | 14-11 | P | P | TE | TE | TE | TE | TE | TE | TE | P | TE | TE | TE | 2ndTE | IL | IL |
| Kumerow, Jake..... | 0-0 | PS | PS | PS | PS | PS | PS | PS | PS | PS | PS | PS | PS | PS | PS | PS | IL |
| LaFell, Brandon..... | 16-14 | WR | WR | P | WR | P | WR | WR | WR | WR | WR | WR | WR | WR | WR | WR | WR |
| Lengel, Matt..... | 0-0 | PS | PS | PS | PS | PS | PS | PS | NWT | NWT | NWT | NWT | NWT | NWT | NWT | NWT | NWT |
| Lewis-Harris, Chris..... | 7-0 | P | P | P | P | P | IL | P | NWT | NWT | NWT | NWT | NWT | NWT | NWT | NWT | NWT |
| Mauluga, Rey..... | 14-6 | P | LB | MLB | LB | MLB | P | P | MLB | IL | IL | P | P | MLB | P | P | P |
| McCarron, AJ..... | 1-0 | DNP | DNP | DNP | DNP | DNP | P | DNP | DNP | DNP | DNP | DNP | DNP | DNP | DNP | DNP | DNP |
| McRae, Tony..... | 0-0 | PS | NWT | NWT | NWT | NWT | NWT | NWT | NWT | NWT | NWT | NWT | PS | PS | PS | PS | PS |
| Nugent, Mike..... | 13-0 | P | P | P | P | P | P | P | P | P | P | P | P | P | NWT | NWT | NWT |
| Ogbuehi, Cedric..... | 14-12 | ROT | ROT | ROT | ROT | ROT | ROT | ROT | ROT | ROT | ROT | ROT | DNP | P | P | LOT | RI |
| Ott, Tyler..... | 3-0 | NWT | NWT | NWT | NWT | NWT | NWT | NWT | NWT | NWT | NWT | P | P | P | IL | NWT | NWT |
| Peerman, Cedric..... | 6-0 | RI^ | RI^ | RI^ | RI^ | RI^ | RI^ | RI^ | RI^ | RI^ | RI^ | P | P | P | P | P | P |
| Peko, Domata..... | 16-16 | NT | NT | NT | NT | NT | NT | NT | NT | NT | NT | NT | NT | NT | NT | NT | NT |
| Redmond, Alex..... | 0-0 | PS | PS | PS | PS | PS | PS | PS | PS | PS | PS | PS | PS | PS | PS | PS | PS |
| Rey, Vincent..... | 16-12 | LB | LB | WLB | P | P | LB | P | LB | P | LB | P | P | P | LB | LB | LB |
| Roach, Trevor..... | 4-0 | P | P | P | NWT | PS | PS | PS | PS | PS | PS | PS | PS | PS | PS | PS | P |
| Russell, Alonzo..... | 0-0 | PS | PS | PS | PS | PS | PS | PS | PS | PS | PS | PS | PS | PS | PS | PS | PS |
| Russell, KeiVarae..... | 5-0 | NWT | IL | IL | IL | IL | IL | IL | IL | IL | IL | P | P | P | P | IL | P |
| Shaw, Josh..... | 16-12 | nkIDB | nkIDB | P | nkIDB | P | nkIDB | P | nkIDB | P | nkIDB | SS | nkIDB | P | nkIDB | nkIDB | nkIDB |
| Sims, Pat..... | 16-0 | P | P | P | P | P | P | P | P | P | P | P | P | P | P | P | P |
| Smith, Derron..... | 12-0 | P | P | P | P | P | P | P | P | P | P | IL | IL | IL | IL | P | P |
| Thompson, Brandon..... | 0-0 | RPUP | RPUP | RPUP | RPUP | RPUP | RPUP | RPUP | RPUP | RPUP | RPUP | RPUP* | RPUP* | RPUP* | RPUP | RPUP | RPUP |
| Uzomah, C.J..... | 10-8 | TE | TE | P | 2ndTE | 2ndTE | 2ndTE | 2ndTE | IL | P | IL | IL | IL | IL | IL | TE | TE |
| Vigil, Nick..... | 16-0 | P | P | P | P | P | P | P | P | P | P | P | P | P | P | P | P |
| Westerman, Christian..... | 0-0 | IL | IL | IL | IL | IL | IL | IL | IL | IL | IL | IL | IL | IL | IL | DNP | IL |
| Whitworth, Andrew..... | 16-16 | LOT | LOT | LOT | LOT | LOT | LOT | LOT | LOT | LOT | LOT | LOT | LOT | LOT | LOT | LG | LOT |
| Williams, DeShawn..... | 4-0 | IL | IL | IL | IL | IL | IL | IL | IL | IL | IL | NWT | P | P | P | P | IL |
| Williams, Shawn..... | 15-15 | SS | SS | SS | SS | SS | SS | SS | SS | SS | SS | IL | SS | SS | SS | SS | SS |
| Winston, Eric..... | 16-2 | P | P | P | P | P | P | P | P | P | P | P | ROT | ROT | P | P | P |
| Wright, James..... | 13-2 | P | P | WR | P | IL | P | P | P | IL | P | WR | P | IL | P | P | P |
| Zeitler, Kevin..... | 16-16 | RG | RG | RG | RG | RG | RG | RG | RG | RG | RG | RG | RG | RG | RG | RG | RG |

2016-17 TRANSACTIONS

(TRANSACTIONS FROM 6-24-15 THROUGH 7-28-16 ARE IN BENGALS' 2016 MEDIA GUIDE)

| | | | |
|----------------|---|----------------|--|
| July 28, 2016 | — Signed S Jimmy Wilson (FA). | Dec. 20, 2016 | — Waived LS Tyler Ott . |
| Aug. 2, 2016 | — Signed H-B Ryan Hewitt * to a contract extension. | Dec. 23, 2016 | — Signed LB P.J. Dawson from the practice squad. |
| Aug. 3, 2016 | — Signed CB Corey Tindal (FA). | Dec. 26, 2016 | — Placed G Clint Boling and TE Tyler Eifert on the Reserve/Injured list. |
| Aug. 9, 2016 | — Signed CB Tony McRae (FA). | Dec. 27, 2016 | — Signed WR Jake Kumerow and LB Trevor Roach from the practice squad. |
| Aug. 29, 2016 | — Waived the following 11 players: WR Michael Bennett ; LB Jayson DiManche ; DE Jack Gangwish ; WR Antwane Grant ; LB Darien Harris ; K Zach Hocker ; QB Joe Licata ; FB Jeff Luc ; TE John Peters ; S Floyd Raven ; CB Corey Tindal . | Dec. 30, 2016 | — Signed HB Tra Carson from the practice squad; Placed OT Cedric Ogbuehi on the Reserve/Injured list. |
| Aug. 30, 2016 | — Placed DT Andrew Billings on the Reserve/Injured list; Placed DT Brandon Thompson on the Reserve/Physically Unable to Perform list; Waived WR Mario Alford (injured); Waived K Jonathan Brown from the Reserve/Injured list; Terminated the contract of WR Brandon Tate . | Dec. 31, 2016 | — Signed G Trey Hopkins from the practice squad; Placed WR A.J. Green on the Reserve/Injured list. |
| Aug. 31, 2016 | — WR Mario Alford cleared waivers and reverted to the Reserve/Injured list. | Jan. 2, 2017 | — Signed the following five practice squad players to the Reserve/Future list: DE Ryan Brown , DT David Dean , CB Tony McRae , G Alex Redmond and WR Alonzo Russell . |
| Sept. 2, 2016 | — Terminated the contract of S Jimmy Wilson . | Jan. 20, 2017 | — Signed K Jonathan Brown (FA) to the Reserve/Future list. |
| Sept. 3, 2016 | — Placed DT Marcus Hardison on the Reserve Injured list; Placed LB Vontaze Burfict on the Reserve/Suspended by Commissioner list; Terminated the contract of CB Chykie Brown ; Waived WR Mario Alford from the Reserve/Injured list (injury settlement); Waived the following 18 players: FB Andrew Bonnet , DE Ryan Brown , HB Tra Carson , C Alex Cooper , DT David Dean , OT Aaron Epps , HB Bronson Hill , CB Darius Hillary , G Trey Hopkins , WR Jake Kumerow , TE Matt Lengel , CB Tony McRae , G Alex Redmond , WR Alonzo Russell , WR Rashaun Simonise , G Trip Thurman , OT John Weidenaar and QB Keith Wenning . | Jan. 24, 2017 | — Signed LB Bryson Albright (FA) to the Reserve/Future list. |
| Sept. 4, 2016 | — Acquired QB Jeff Driskel on waivers from San Francisco; Waived LB P.J. Dawson ; Placed CB William Jackson and HB Cedric Peerman on the Reserve/Injured list; Re-signed CB Chykie Brown and G Trey Hopkins ; Signed the following nine players to the practice squad: DE Ryan Brown , HB Tra Carson , DT David Dean , CB Darius Hillary , WR Jake Kumerow , TE Matt Lengel , CB Tony McRae , G Alex Redmond , WR Alonzo Russell . | Jan. 26, 2017 | — Re-signed K Randy Bullock . |
| Sept. 7, 2016 | — Signed LB P.J. Dawson to the practice squad. | Feb. 8, 2017 | — Acquired WR Chris Brown on waivers from Dallas. |
| Sept. 15, 2016 | — Acquired CB KeiVarae Russell on waivers from Kansas City; Waived G Trey Hopkins . | Feb. 10, 2017 | — Placed LB Trevor Roach on the Reserve/Retired list. |
| Sept. 16, 2016 | — Signed G Trey Hopkins to the practice squad; Released CB Tony McRae from the practice squad. | Feb. 15, 2017 | — Signed CB Bene Benwikere (FA). |
| Sept. 26, 2016 | — Announced that the NFL granted LB Vontaze Burfict (Reserve/Suspended by Commissioner list) a three-day roster exemption to participate in team activities. | March 7, 2017 | — Announced that a tender offer was made to potential restricted free agent C T.J. Johnson . |
| Sept. 29, 2016 | — Activated LB Vontaze Burfict from exemption status to the 53-player roster; Waived LB Trevor Roach . | March 9, 2017 | — Re-signed WR Brandon LaFell , just prior to free agency; The contracts expired for the following 11 players, rendering them unrestricted free agents: CB Chykie Brown , HB Rex Burkhead , LB Karlos Dansby , DE Wallace Gilberry , DE Margus Hunt , CB Dre Kirkpatrick , HB Cedric Peerman , DT Domata Peko , OT Andrew Whitworth , OT Eric Winston , G Kevin Zeitler . |
| Sept. 30, 2016 | — Signed LB Trevor Roach to the practice squad; Released CB Darius Hillary from the practice squad. | March 10, 2017 | — Re-signed CB Dre Kirkpatrick (UFA-Cin.). |
| Nov. 2, 2016 | — TE Matt Lengel (practice squad) signed with New England. | March 11, 2017 | — LB Karlos Dansby (UFA.-Cin.) signed with Arizona; OT Andrew Whitworth (UFA-Cin.) signed with Los Angeles; G Kevin Zeitler (UFA.-Cin.) signed with Cleveland. |
| Nov. 3, 2016 | — Waived CB Chris Lewis-Harris . | March 13, 2017 | — Re-signed OT Eric Winston (UFA-Cin.); Waived WR James Wright ; DT Domata Peko (UFA-Cin.) signed with Denver. |
| Nov. 7, 2016 | — Signed DE Wallace Gilberry (FA). | March 14, 2017 | — HB Rex Burkhead (UFA-Cin.) signed with New England; DE Margus Hunt (UFA-Cin.) signed with Indianapolis; |
| Nov. 22, 2016 | — Placed HB Giovani Bernard on the Reserve/Injured list; Signed LS Tyler Ott (FA) to the practice squad; Announced that DT Brandon Thompson (Reserve/Physically Unable to Perform list) was eligible to return to practice. | March 16, 2017 | — Signed G/OT Andre Smith (UFA-Minn.). |
| Nov. 23, 2016 | — Announced that HB Cedric Peerman was designated for return from the Reserve/Injured list and eligible to practice. | March 17, 2017 | — Re-signed C T.J. Johnson (RFA-Cin.). |
| Nov. 26, 2016 | — Activated HB Cedric Peerman to the 53-player roster from the Reserve/Injured list; Signed LS Tyler Ott signed from practice squad; Waived DT DeShawn Williams . | March 20, 2017 | — Signed LB Kevin Minter (UFA-Ariz.). |
| Nov. 28, 2016 | — Re-signed DT DeShawn Williams ; Placed CB Chykie Brown on the Reserve/Injured list. | March 23, 2017 | — Re-signed HB Cedric Peerman (UFA-Cin.). |
| Nov. 29, 2016 | — Signed CB Tony McRae to the practice squad. | March 25, 2017 | — Terminated the contract of LB Rey Mauluga . |
| Dec. 13, 2016 | — Acquired K Randy Bullock on waivers from Pittsburgh; Terminated the contract of K Mike Nugent ; The three-week period in which DT Brandon Thompson (Reserve/Physically Unable to Perform list) was eligible for practice and/or activation to the 53-player roster expired. | March 30, 2017 | — Re-signed DE Wallace Gilberry . |
| | | April 11, 2017 | — Acquired DE Chris Smith in a trade with Jacksonville for a conditional 2018 draft choice. |
| | | April 27, 2017 | — Selected one player in the annual NFL draft: WR John Ross of Washington in Round 1 (ninth overall). |
| | | April 28, 2017 | — Exercised option to extend the contract of CB Darqueze Dennard by one year through 2018; Acquired a 2017 second-round draft choice (No. 48 overall) and a '17 fourth-round choice (No. 128) from Minnesota in a trade for a '17 second-round choice (No. 41); Selected two players in the annual NFL draft: HB Joe Mixon of Oklahoma in Round 2 (48th overall) and DE Jordan Willis of Kansas State in Round 3 (73rd). |
| | | April 29, 2017 | — Acquired a 2017 sixth-round draft choice (No. 207 overall) from Tennessee in a trade for a '17 sixth-round choice (No. 217) and a '17 seventh-round choice (No. 227); Selected eight players in the annual NFL draft: LB Carl Lawson of Auburn in Round 4 (116th overall), WR Josh Malone of Tennessee in Round 4 (128th), DT Ryan Glasgow of Michigan in Round 4 (138th), K Jake Elliott of Memphis in Round 5 (153rd), C J.J. Dielman of Utah in Round 5 (176th), LB Jordan Evans of Oklahoma in Round 6 (193rd), S Brandon Wilson of Houston in Round 6 (207th) and TE Mason Schreck of Buffalo in Round 7 (251st). |

| | | |
|--|---|---|
| May 5, 2017 | — | Signed the following 13 college free agents: LB Brandon Bell (CFA-Penn State), TE/FB Cethan Carter (CFA-Nebraska), S Demetrious Cox (CFA-Michigan State), WR Karel Hamilton (CFA-Samford), FB Darrin Laufasa (CFA-Texas-El Paso), OT Landon Lechler (CFA-North Dakota State), WR Monty Madaris (CFA-Michigan State), LB Hardy Nickerson (CFA-Illinois), G/OT Kent Perkins (CFA-Texas), G/OT Dustin Stanton (CFA-Oregon State), DT Josh Tupou (CFA-Colorado), HB Jarveon Williams (CFA-Texas-San Antonio) and HB Stanley Williams (CFA-Kentucky). |
| | | |
| May 7, 2017 | — | Signed WR John Ross (D1) and LB Carl Lawson (D4a). |
| May 15, 2017 | — | Signed K Jake Elliott (D5a), LB Jordan Evans (D6b), DT Ryan Glasgow (D4c), TE Mason Schreck (D7) and S Brandon Wilson (D6a). |
| May 17, 2017 | — | Signed WR Josh Malone (D4b). |
| June 2, 2017 | — | Signed HB Joe Mixon (D2). |
| June 7, 2017 | — | Signed C/G J.J. Dielman (D5b). |
| June 8, 2017 | — | Signed DE Jordan Willis (D3). |
| <hr/> | | |
| * NOTE: Signed a new contract before finishing the final season(s) of existing contract. | | |

2016 GAME SUMMARIES

WEEK 1, GAME 1

Cincinnati Bengals 23, N.Y. Jets 22 Sunday, Sept. 11, 2016 at MetLife Stadium

The Bengals survived a seesaw battle to win a road season opener for the third year in a row. They trailed 7-0 but blocked a 22-yard Jets FG try to avoid getting two scores down. They came back to lead 10-7, but trailed 16-13 at halftime. They led 20-16, but later trailed 22-20. With 58 seconds left, K Mike Nugent got the winning points on a 47-yard FG. The Jets' last chance for a comeback was snuffed with 40 seconds remaining when second-year CB Josh Shaw intercepted a pass from QB Ryan Fitzpatrick. QB Andy Dalton posted a 114.0 passer rating despite being sacked seven times. It was the first Bengals win with seven or more sacks allowed since 1990. WR A.J. Green posted NFL-leading totals for Week 1 with 12 receptions and 180 receiving yards.

| SCORE BY PERIODS | 1 | 2 | 3 | 4 | OT | PTS. |
|------------------|---|----|---|---|----|------|
| Cincinnati..... | 3 | 10 | 7 | 3 | — | 23 |
| N.Y. Jets..... | 7 | 9 | 0 | 6 | — | 22 |

| TEAM — SCORING PLAY | QTR-LEFT |
|--|----------|
| NYJ — Q.Enunwa 3 pass from R.Fitzpatrick (N.Folk kick)..... | 1-7:40 |
| Cin. — M.Nugent 33 field goal..... | 1-1:29 |
| Cin. — A.Green 54 pass from A.Dalton (M.Nugent kick)..... | 2-11:23 |
| NYJ — E.Decker 15 pass from R.Fitzpatrick (kick failed)..... | 2-9:38 |
| NYJ — N.Folk 45 field goal..... | 2-3:19 |
| Cin. — M.Nugent 21 field goal..... | 2-0:00 |
| Cin. — J.Hill 12 run (M.Nugent kick)..... | 3-3:09 |
| NYJ — N.Folk 20 field goal..... | 4-11:26 |
| NYJ — N.Folk 23 field goal..... | 4-3:23 |
| Cin. — M.Nugent 47 field goal..... | 4-0:54 |

Missed FGs: M.Nugent (52WR), N.Folk (22B).
Attendance: 78,160. Time: 3:01.

| TEAM STATISTICS | CIN. | NYJ |
|--|---------|---------|
| First downs..... | 18 | 22 |
| Third down conversions-attempts..... | 3-11 | 4-12 |
| Total net yards..... | 381 | 340 |
| Net yards rushing..... | 57 | 152 |
| Net yards passing..... | 324 | 188 |
| Pass attempts-completions-interceptions..... | 30-23-1 | 35-19-1 |
| Sacks against-yards lost..... | 7-42 | 1-1 |
| Punts-average..... | 3-48.0 | 3-51.3 |
| Punt returns-yards..... | 2-21 | 2-11 |
| Kickoff returns-yards..... | 3-50 | 3-110 |
| Penalties-yards..... | 5-44 | 7-95 |
| Fumbles-lost..... | 0-0 | 1-0 |
| Time of possession..... | 25:07 | 34:53 |

| RUSHING | | | | | | | | | |
|-----------|-----|-----|-----|----|---------------|-----|-----|----|----|
| CIN. | ATT | YDS | LG | TD | NYJ | ATT | YDS | LG | TD |
| J.Hill | 9 | 31 | 12t | 1 | M.Forte | 22 | 96 | 14 | 0 |
| G.Bernard | 5 | 25 | 11 | 0 | B.Powell | 4 | 41 | 16 | 0 |
| A.Dalton | 3 | 7 | 5 | 0 | R.Fitzpatrick | 4 | 15 | 9 | 0 |
| J.Wright | 2 | -6 | 2 | 0 | | | | | |
| TOTALS | 19 | 57 | 12 | 1 | TOTALS | 30 | 152 | 16 | 0 |

| PASSING | | | | | | | | | |
|----------|-----|-----|-----|------|---------------|-----|-----|-----|------|
| CIN. | ATT | CMP | YDS | TD-I | NYJ | ATT | CMP | YDS | TD-I |
| A.Dalton | 30 | 23 | 366 | 1-1 | R.Fitzpatrick | 35 | 19 | 189 | 2-1 |
| TOTALS | 30 | 23 | 366 | 1-1 | TOTALS | 35 | 19 | 189 | 2-1 |

| RECEIVING | | | | | | | | | |
|-----------|----|-----|-----|----|------------|----|-----|----|----|
| CIN. | NO | YDS | LG | TD | NYJ | NO | YDS | LG | TD |
| A.Green | 12 | 180 | 54t | 1 | Q.Enunwa | 7 | 54 | 23 | 1 |
| B.LaFell | 4 | 91 | 49 | 0 | M.Forte | 5 | 59 | 24 | 0 |
| C.Uzomah | 2 | 59 | 54 | 0 | B.Marshall | 3 | 32 | 18 | 0 |
| T.Boyd | 2 | 24 | 14 | 0 | E.Decker | 2 | 37 | 22 | 1 |
| G.Bernard | 2 | 5 | 4 | 0 | B.Powell | 2 | 7 | 7 | 0 |
| J.Wright | 1 | 7 | 7 | 0 | | | | | |
| TOTALS | 23 | 366 | 54t | 1 | TOTALS | 19 | 189 | 24 | 2 |

Cincinnati (press box stats) — ST-AT-TT: K.Dansby 5-6-11, V.Rey 5-4-9, S.Williams 4-5-9, A.Jones 5-1-6, C.Dunlap 4-1-5, G.Atkins 3-1-4, G.Iloka 2-2-4, J.Shaw 3-0-3, C.Lewis-Harris 2-1-3, M.Johnson 0-2-2, D.Peko 0-2-2, P.Sims 0-2-2, M.Hunt 1-0-1, D.Kirkpatrick 0-1-1. SKS-YDS.: G.Atkins 1-1. INT.-YDS.: Shaw 1-0. PD: C.Dunlap 2, M.Hunt 2, M.Johnson 1, D.Kirkpatrick 1, J.Shaw 1. FF: None. FR-YDS.: None.
N.Y. Jets (press box stats) — ST-AT-TT: D.Revis 5-2-7, M.Wilkerson 5-2-7, D.Lee 3-3-6, L.Williams 3-3-6, S.McLendon 5-0-5, M.Williams 3-1-4, D.Harris 2-2-4, B.Skrine 2-1-3, L.Mauldin 1-2-3, M.Gilchrist 2-0-2, L.Thomas 1-1-2, E.Henderson 1-0-1. SKS-YDS.: L.Williams 2-5-19.5, M.Wilkerson 1-5-7.5, S.McLendon 2-14, L.Mauldin 1-1. INT.-YDS.: M.Williams 1-14. PD: D.Harris 1, M.Williams 1. FF: None. FR-YDS.: None.

WEEK 2, GAME 2

Pittsburgh Steelers 24, Cincinnati Bengals 16 Sunday, Sept. 18, 2016 at Heinz Field

The red zone told a big part of the story as the Bengals fell one score short against the Steelers. Cincinnati was held to FGs on each of its three possessions inside the Pittsburgh 20-yard line, while the Steelers score TDs on each of their two penetrations. Trailing 24-9 after Pittsburgh scored a TD with 6:48 left, the Bengals got their first TD of the day on a 75-yard drive. Cincinnati's defense then got a three-and-out, and the offense drove to a first down at the Steelers' 39 at the two-minute warning. But rookie WR Tyler Boyd, who had posted good numbers for the day in his hometown, had a lost fumble on the next play. The Bengals contended that replay video did not support the fumble call, but the fumble ruling was upheld after review. Bengals QB Andy Dalton passed for 366 yards for the second straight game and ended Week 2 as the NFL passing yards leader, but Cincinnati had a poor rushing output for the second straight week, netting only 46 yards on 18 carries. The Bengals fell to 1-1 on the season, and Pittsburgh improved to 2-0.

| SCORE BY PERIODS | 1 | 2 | 3 | 4 | OT | PTS. |
|------------------|---|---|---|---|----|------|
| Cincinnati..... | 3 | 3 | 3 | 7 | — | 16 |
| Pittsburgh..... | 7 | 3 | 7 | 7 | — | 24 |

| TEAM — SCORING PLAY | QTR-LEFT |
|---|----------|
| Pitt. — X.Grimble 20 pass from B.Roethlisberger (C.Boswell kick)..... | 1-3:46 |
| Cin. — M.Nugent 25 field goal..... | 1-0:23 |
| Pitt. — C.Boswell 49 field goal..... | 2-4:10 |
| Cin. — M.Nugent 33 field goal..... | 2-0:00 |
| Pitt. — J.James 9 pass from B.Roethlisberger (C.Boswell kick)..... | 3-6:16 |
| Cin. — M.Nugent 21 field goal..... | 3-2:10 |
| Pitt. — D.Williams 4 pass from B.Roethlisberger (C.Boswell kick)..... | 4-6:48 |
| Cin. — G.Bernard 25 pass from A.Dalton (M.Nugent kick)..... | 4-3:25 |

Missed FGs: None. Attendance: 65,072. Time: 3:14.

| TEAM STATISTICS | CIN. | PITT. |
|--|---------|---------|
| First downs..... | 21 | 19 |
| Third down conversions-attempts..... | 4-16 | 7-17 |
| Total net yards..... | 412 | 374 |
| Net yards rushing..... | 46 | 124 |
| Net yards passing..... | 366 | 250 |
| Pass attempts-completions-interceptions..... | 54-31-0 | 37-19-2 |
| Sacks against-yards lost..... | 1-0 | 1-9 |
| Punts-average..... | 9-45.2 | 8-47.1 |
| Punt returns-yards..... | 3-19 | 5-45 |
| Kickoff returns-yards..... | 0-0 | 1-22 |
| Penalties-yards..... | 5-31 | 5-54 |
| Fumbles-lost..... | 2-2 | 0-0 |
| Time of possession..... | 27:05 | 32:55 |

| RUSHING | | | | | | | | | |
|-----------|-----|-----|----|----|------------------|-----|-----|----|----|
| CIN. | ATT | YDS | LG | TD | PITT. | ATT | YDS | LG | TD |
| J.Hill | 11 | 22 | 5 | 0 | D.Williams | 32 | 94 | 11 | 0 |
| G.Bernard | 5 | 17 | 10 | 0 | B.Roethlisberger | 1 | 14 | 14 | 0 |
| A.Dalton | 2 | 7 | 5 | 0 | S.Coates | 1 | 6 | 6 | 0 |
| | | | | | D.Richardson | 1 | 6 | 6 | 0 |
| | | | | | F.Toussaint | 1 | 4 | 4 | 0 |
| TOTALS | 18 | 46 | 10 | 0 | TOTALS | 36 | 124 | 14 | 0 |

| PASSING | | | | | | | | | |
|----------|-----|-----|-----|------|------------------|-----|-----|-----|------|
| CIN. | ATT | CMP | YDS | TD-I | PITT. | ATT | CMP | YDS | TD-I |
| A.Dalton | 54 | 31 | 366 | 1-0 | B.Roethlisberger | 37 | 19 | 259 | 3-2 |
| TOTALS | 54 | 31 | 366 | 1-0 | TOTALS | 37 | 19 | 259 | 3-2 |

| RECEIVING | | | | | | | | | |
|------------|----|-----|-----|----|---------------|----|-----|-----|----|
| CIN. | NO | YDS | LG | TD | PITT. | NO | YDS | LG | TD |
| G.Bernard | 9 | 100 | 25t | 1 | A.Brown | 4 | 39 | 17 | 0 |
| T.Boyd | 6 | 78 | 29 | 0 | D.Williams | 4 | 38 | 20 | 1 |
| B.LaFell | 3 | 39 | 17 | 0 | J.James | 3 | 29 | 11 | 1 |
| J.Hill | 3 | 37 | 25 | 0 | S.Coates | 2 | 97 | 53 | 0 |
| T.Kroft | 3 | 35 | 21 | 0 | X.Grimble | 2 | 26 | 20t | 1 |
| C.Uzomah | 3 | 9 | 5 | 0 | E.Rogers | 1 | 9 | 9 | 0 |
| A.Green | 2 | 38 | 21 | 0 | F.Toussaint | 1 | 9 | 9 | 0 |
| A.Erickson | 1 | 20 | 20 | 0 | D.Heyward-Bey | 1 | 7 | 7 | 0 |
| J.Wright | 1 | 10 | 10 | 0 | D.Johnson | 1 | 5 | 5 | 0 |
| TOTALS | 31 | 366 | 29 | 1 | TOTALS | 19 | 259 | 53 | 3 |

Cincinnati (press box stats) — ST-AT-TT: K.Dansby 8-2-10, R.Mauluga 6-1-7, V.Rey 3-3-6, S.Williams 5-0-5, C.Dunlap 3-2-5, D.Peko 3-2-5, G.Iloka 3-1-4, M.Johnson 3-1-4, A.Jones 3-1-4, D.Dennard 3-0-3, P.Sims 2-1-3, G.Atkins 1-2-3, D.Kirkpatrick 2-0-2, M.Hunt 1-1-2, W.Clarke 1-0-1, J.Shaw 0-1-1. SKS-YDS.: W.Clarke 1-9. INT.-YDS.: A.Jones 1-2, D.Kirkpatrick 1-0. PD: A.Jones 2, D.Kirkpatrick 2, K.Dansby 1, G.Iloka 1. FF: None. FR-YDS.: None.
Pittsburgh (press box stats) — ST-AT-TT: R.Shazier 6-6-12, R.Golden 5-3-8, L.Timmons 6-1-7, W.Gay 4-0-4, M.Mitchell 3-1-4, S.Tuitt 3-1-4, R.Cockrell 2-1-3, A.Moats 1-2-3, C.Heyward 2-0-2, A.Burns 1-1-2, J.Jones 1-1-2, A.Chickillo 1-0-1, S.Davis 1-0-1, J.Hargrave 1-0-1, J.Harrison 1-0-1, D.McCullers 1-0-1, R.Mathews 0-1-1. SKS-YDS.: A.Moats 1-0. INT.-YDS.: None. PD: R.Cockrell 2, W.Gay 2, C.Heyward 2. FF: J.Harrison 1. FR-YDS.: R.Golden 1-21, C.Heyward 1-1.

WEEK 3, GAME 3

Denver Broncos 29, Cincinnati Bengals 17
Sunday, Sept. 25, 2016 at Paul Brown Stadium

The Bengals took a 17-16 lead early in the fourth quarter, on a 34-yard FG by K Mike Nugent, but the defending NFL champion Broncos ruled Paul Brown Stadium's "Jungle" from that point. Denver responded with final-period TD drives of 82 and 83 yards, capping the 83-yarder with a 50-yard pass from second-year QB Trevor Siemian to WR Demaryius Thomas. It was the fourth TD pass of the day for Siemian, taking over at Denver for legendary QB Peyton Manning. The Bengals held earlier leads of 7-0 and 14-10 in the game. HB Jeremy Hill had a pair of rushing TDs for Cincinnati, plus a 50-yard run, and Bengals DE Carlos Dunlap had the 50th sack of his career, but the day belonged to Denver, which ran its record to 3-0 while the Bengals fell to 1-2. The game left the Bengals with a sub-.500 record for the first time in 50 games, since they lost in the season opener of 2013.

| SCORE BY PERIODS | 1 | 2 | 3 | 4 | OT | PTS. |
|------------------|---|----|---|----|----|------|
| Denver..... | 3 | 13 | 0 | 13 | — | 29 |
| Cincinnati..... | 7 | 7 | 0 | 3 | — | 17 |

| TEAM — SCORING PLAY | QTR.-LEFT |
|---|-----------|
| Cin. — J.Hill 3 run (M.Nugent kick)..... | 1-11:07 |
| Den. — B.McManus 20 field goal..... | 1-4:05 |
| Den. — E.Sanders 41 pass from T.Siemian (B.McManus kick)..... | 2-13:57 |
| Cin. — J.Hill 4 run (M.Nugent kick)..... | 2-4:57 |
| Den. — E.Sanders 7 pass from T.Siemian (Kick blocked)..... | 2-0:28 |
| Cin. — M.Nugent 34 field goal..... | 4-14:52 |
| Den. — J.Phillips 1 pass from T.Siemian (run failed)..... | 4-6:56 |
| Den. — D.Thomas 55 pass from T.Siemian (B.McManus kick)..... | 4-4:23 |

Missed FGs: None. Attendance: 63,850. Time: 3:05.

| TEAM STATISTICS | DEN. | CIN. |
|--|---------|---------|
| First downs..... | 21 | 20 |
| Third down conversions-attempts..... | 6-12 | 5-12 |
| Total net yards..... | 355 | 332 |
| Net yards rushing..... | 52 | 143 |
| Net yards passing..... | 303 | 189 |
| Pass attempts-completions-interceptions..... | 35-23-0 | 31-21-1 |
| Sacks against-yards lost..... | 2-9 | 4-17 |
| Punts-average..... | 5-46.2 | 5-46.2 |
| Punt returns-yards..... | 1-11 | 2-4 |
| Kickoff returns-yards..... | 3-83 | 2-40 |
| Penalties-yards..... | 5-41 | 9-69 |
| Fumbles-lost..... | 1-1 | 1-1 |
| Time of possession..... | 27:54 | 32:06 |

| RUSHING | | | | | | | | | |
|------------|-----|-----|----|----|-----------|-----|-----|----|----|
| DEN. | ATT | YDS | LG | TD | CIN. | ATT | YDS | LG | TD |
| C.Anderson | 14 | 37 | 13 | 0 | J.Hill | 17 | 97 | 50 | 2 |
| D.Booker | 4 | 8 | 3 | 0 | A.Dalton | 6 | 40 | 15 | 0 |
| T.Siemian | 3 | 5 | 5 | 0 | G.Bernard | 5 | 8 | 4 | 0 |
| A.Janovich | 1 | 2 | 2 | 0 | B.LaFell | 1 | -2 | -2 | 0 |
| J.Norwood | 1 | 0 | 0 | 0 | | | | | |
| TOTALS | 23 | 52 | 13 | 0 | TOTALS | 29 | 143 | 50 | 2 |

| PASSING | | | | | | | | | |
|-----------|-----|-----|-----|------|----------|-----|-----|-----|------|
| DEN. | ATT | CMP | YDS | TD-I | CIN. | ATT | CMP | YDS | TD-I |
| T.Siemian | 35 | 23 | 312 | 4-0 | A.Dalton | 31 | 21 | 206 | 0-1 |
| TOTALS | 35 | 23 | 312 | 4-0 | TOTALS | 31 | 21 | 206 | 0-1 |

| RECEIVING | | | | | | | | | |
|------------|----|-----|-----|----|-----------|----|-----|----|----|
| DEN. | NO | YDS | LG | TD | CIN. | NO | YDS | LG | TD |
| E.Sanders | 9 | 117 | 41t | 2 | A.Green | 8 | 77 | 20 | 0 |
| D.Thomas | 6 | 100 | 55t | 1 | G.Bernard | 5 | 36 | 10 | 0 |
| J.Phillips | 2 | 9 | 8 | 1 | T.Boyd | 3 | 18 | 9 | 0 |
| J.Heurman | 1 | 29 | 29 | 0 | B.LaFell | 2 | 34 | 27 | 0 |
| D.Booker | 1 | 17 | 17 | 0 | C.Uzomah | 2 | 31 | 22 | 0 |
| A.Janovich | 1 | 13 | 13 | 0 | J.Wright | 1 | 10 | 10 | 0 |
| B.Fowler | 1 | 13 | 13 | 0 | | | | | |
| C.Latimer | 1 | 10 | 10 | 0 | | | | | |
| C.Anderson | 1 | 4 | 4 | 0 | | | | | |
| TOTALS | 23 | 312 | 55t | 4 | TOTALS | 21 | 206 | 27 | 0 |

| DEFENSE | | | | | | | | | |
|--|--|--|--|--|--|--|--|--|--|
| Denver (press box stats) — ST-AT-TT: B.Marshall 4-5-9, D.Stewart 4-2-6, S.Ray 3-3-6, T.Davis 5-0-5, A.Talib 5-0-5, C.Harris Jr. 4-1-5, D.Wolfe 4-0-4, W.Parks 2-0-2, B.Roby 2-0-2, T.Ward 2-0-2, J.Crick 1-1-2, V.Miller 1-1-2, A.Golsis 0-2-2, S.Barrett 1-0-1, S.Keo 1-0-1, D.Kilgo 1-0-1, C.Nelson 1-0-1, D.Watson 1-0-1, B.Winn 1-0-1. SKS.-YDS.: S.Ray 3-17, V.Miller 1-5. INT.-YDS.: W.Parks 1-1. PD: C.Harris Jr. 1, W.Parks 1, A.Talib 1, T.Ward 1. FF: None. FR-YDS.: None. | | | | | | | | | |

Cincinnati (press box stats) — ST-AT-TT: A.Jones 5-2-7, V.Rey 5-2-7, D.Peko 4-1-5, S.Williams 2-3-5, G.Iloka 4-0-4, R.Mauluga 2-2-4, M.Hunt 2-1-3, C.Dunlap 1-2-3, J.Shaw 1-1-2, D.Kirkpatrick 2-0-2, G.Atkins 1-1-2, W.Clarke 1-1-2, P.Sims 1-1-2, D.Smith 0-2-2, K.Dansby 1-0-1, D.Dennard 1-0-1. SKS.-YDS.: C.Dunlap 1-6, W.Clarke 1-3. INT.-YDS.: None. PD: K.Dansby 1, C.Dunlap 1, A.Jones 1, R.Mauluga 1, S.Williams 1. FF: A.Jones. FR-YDS.: K.Dansby 1-0.

WEEK 4, GAME 4

Cincinnati Bengals 22, Miami Dolphins 7
Thursday night, Sept. 29, 2016 at Paul Brown Stadium

Miami stunned the Bengals with a 74-yard TD pass on its second offensive play, but the Bengals weathered the blow and dominated the Dolphins, particularly on defense, for the remainder of the Thursday night game. Cincinnati logged five sacks, including two with one forced fumble by DE Carlos Dunlap, and the Dolphins managed only 43 offensive snaps, 222 net yards and a 2-for-11 reading on third downs. WR A.J. Green led the Cincinnati offense, with 10 catches for 173 yards and the team's only TD. K Mike Nugent provided the 15-point margin of victory with five FGs in five attempts, tying his NFL career high. The win lifted the Bengals to a 7-5 record in Thursday night play. Cincinnati improved to 2-2, while the Dolphins fell to 1-3.

| SCORE BY PERIODS | 1 | 2 | 3 | 4 | OT | PTS. |
|------------------|----|---|---|---|----|------|
| Miami..... | 7 | 0 | 0 | 0 | — | 7 |
| Cincinnati..... | 10 | 6 | 3 | 3 | — | 22 |

| TEAM — SCORING PLAY | QTR.-LEFT |
|---|-----------|
| Cin. — M.Nugent 42 field goal..... | 1-9:51 |
| Mia. — K.Stills 74 pass from R.Tannehill (A.Franks kick)..... | 1-9:04 |
| Cin. — A.Green 7 pass from A.Dalton (M.Nugent kick)..... | 1-3:19 |
| Cin. — M.Nugent 22 field goal..... | 2-4:12 |
| Cin. — M.Nugent 43 field goal..... | 2-1:06 |
| Cin. — M.Nugent 22 field goal..... | 3-6:09 |
| Cin. — M.Nugent 47 field goal..... | 4-13:30 |

Missed FGs: None. Attendance: 60,834. Time: 2:51.

| TEAM STATISTICS | MIA. | CIN. |
|--|---------|---------|
| First downs..... | 8 | 19 |
| Third down conversions-attempts..... | 2-11 | 3-15 |
| Total net yards..... | 222 | 362 |
| Net yards rushing..... | 62 | 77 |
| Net yards passing..... | 160 | 285 |
| Pass attempts-completions-interceptions..... | 25-15-1 | 31-22-0 |
| Sacks against-yards lost..... | 5-29 | 1-11 |
| Punts-average..... | 7-49.1 | 4-46.0 |
| Punt returns-yards..... | 3-13 | 3-23 |
| Kickoff returns-yards..... | 3-50 | 1-21 |
| Penalties-yards..... | 7-68 | 6-40 |
| Fumbles-lost..... | 1-1 | 2-0 |
| Time of possession..... | 21:58 | 38:02 |

| RUSHING | | | | | | | | | |
|------------|-----|-----|----|----|-----------|-----|-----|----|----|
| MIA. | ATT | YDS | LG | TD | CIN. | ATT | YDS | LG | TD |
| J.Ajayi | 6 | 33 | 11 | 0 | J.Hill | 21 | 71 | 19 | 0 |
| K.Drake | 2 | 15 | 12 | 0 | G.Bernard | 10 | 18 | 7 | 0 |
| D.Williams | 2 | 9 | 7 | 0 | A.Dalton | 6 | -12 | 0 | 0 |
| I.Pead | 3 | 5 | 4 | 0 | | | | | |
| TOTALS | 13 | 62 | 12 | 0 | TOTALS | 37 | 77 | 19 | 0 |

| PASSING | | | | | | | | | |
|-------------|-----|-----|-----|------|----------|-----|-----|-----|------|
| MIA. | ATT | CMP | YDS | TD-I | CIN. | ATT | CMP | YDS | TD-I |
| R.Tannehill | 25 | 15 | 189 | 1-1 | A.Dalton | 31 | 22 | 296 | 1-0 |
| TOTALS | 25 | 15 | 189 | 1-1 | TOTALS | 31 | 22 | 296 | 1-0 |

| RECEIVING | | | | | | | | | |
|------------|----|-----|-----|----|-----------|----|-----|----|----|
| MIA. | NO | YDS | LG | TD | CIN. | NO | YDS | LG | TD |
| J.Landry | 7 | 61 | 24 | 0 | A.Green | 10 | 173 | 51 | 1 |
| D.Parker | 2 | 20 | 15 | 0 | C.Uzomah | 4 | 45 | 19 | 0 |
| J.Ajayi | 2 | 13 | 11 | 0 | B.LaFell | 4 | 44 | 23 | 0 |
| K.Stills | 1 | 74 | 74t | 1 | G.Bernard | 3 | 24 | 13 | 0 |
| D.Sims | 1 | 9 | 9 | 0 | T.Boyd | 1 | 10 | 10 | 0 |
| D.Williams | 1 | 6 | 6 | 0 | | | | | |
| I.Pead | 1 | 6 | 6 | 0 | | | | | |
| TOTALS | 15 | 189 | 74t | 1 | TOTALS | 22 | 296 | 51 | 1 |

| DEFENSE | | | | | | | | | |
|---|--|--|--|--|--|--|--|--|--|
| Miami (press box stats) — ST-AT-TT: R.Jones 5-4-9, K.Alonso 5-3-8, X.Howard 5-1-6, I.Abdul-Quddus 2-4-6, J.Jones 2-4-6, T.Lippett 1-5-6, N.Suh 3-2-5, N.Hewitt 3-1-4, B.McCain 2-2-4, A.Branch 2-1-3, D.Butler 2-1-3, M.Thomas 2-1-3, M.Williams 2-1-3, J.Phillips 2-0-2, S.Paysinger 1-1-2, J.Warmsley 0-1-1. SKS.-YDS.: B.McCain 1-11. INT.-YDS.: None. PD: T.Lippett 2, R.Jones 1, B.McCain 1, S.Paysinger 1, M.Williams 1. FF: A.Branch 1. FR-YDS.: None. | | | | | | | | | |

Cincinnati (press box stats) — ST-AT-TT: D.Dennard 4-2-6, C.Dunlap 4-1-5, K.Dansby 2-2-4, S.Williams 3-0-3, V.Burfict 2-1-3, G.Iloka 2-1-3, J.Shaw 1-2-3, G.Atkins 1-1-2, W.Clarke 1-1-2, A.Jones 1-1-2, R.Mauluga 0-2-2, D.Peko 0-2-2, P.Sims 0-2-2, C.Lewis-Harris 1-0-1, V.Rey 1-0-1, M.Johnson 0-1-1. SKS.-YDS.: C.Dunlap 2-14, G.Atkins 1.5-10.5, W.Clarke 1-0, M.Johnson 0.5-4.5. INT.-YDS.: C.Lewis-Harris 1-11. PD: C.Dunlap 2, C.Lewis-Harris 2, V.Burfict 1, D.Peko 1, V.Rey 1. FF: C.Dunlap 1. FR-YDS.: D.Peko 1-0.

WEEK 5, GAME 5

Dallas Cowboys 28, Cincinnati Bengals 14
Sunday, Oct. 9, 2016 at AT&T Stadium

The Bengals trailed by 28 points in a game (28-0) for the first time since the 2012 season opener and suffered only their fifth loss in the last 21 games against an NFC opponent. The Dallas rookie duo of QB Dak Prescott and RB Ezekiel Elliott, supported by one of the NFL's best offensive lines, ruled the day. Prescott posted a 117.9 passer rating, and Elliott gained 171 yards from scrimmage, including 134 yards rushing on 15 carries (8.9-yard average). The Bengals offense was unable to get on track until the fourth quarter. The Cowboys scored TDs on their first three possessions and put the game effectively out of reach when Elliott authored a 60-yard TD run on Dallas' first offensive play of the second half. The Bengals fell to 2-3 while the Cowboys improved to 4-1.

| SCORE BY PERIODS | 1 | 2 | 3 | 4 | OT | PTS. |
|------------------|---|----|---|----|----|------|
| Cincinnati..... | 0 | 0 | 0 | 14 | — | 14 |
| Dallas | 7 | 14 | 7 | 0 | — | 28 |

| TEAM — SCORING PLAY | QTR.-LEFT |
|---|-----------|
| Dall. — E.Elliott 13 run (D.Bailey kick) | 1-11:09 |
| Dall. — D.Prescott 5 run (D.Bailey kick) | 2-14:43 |
| Dall. — C.Beasley 14 pass from D.Prescott (D.Bailey kick) | 2-4:09 |
| Dall. — E.Elliott 60 run (D.Bailey kick) | 3-11:38 |
| Cin. — B.LaFell 7 pass from A.Dalton (M.Nugent kick) | 4-10:10 |
| Cin. — B.LaFell 5 pass from A.Dalton (M.Nugent kick) | 4-2:39 |

Missed FGs: None. Attendance: 91,653. Time: 2:47.

| TEAM STATISTICS | CIN. | DALL. |
|--|---------|---------|
| First downs..... | 27 | 21 |
| Third down conversions-attempts | 5-12 | 4-8 |
| Total net yards..... | 345 | 402 |
| Net yards rushing..... | 96 | 180 |
| Net yards passing..... | 249 | 222 |
| Pass attempts-completions-interceptions..... | 41-29-0 | 24-18-0 |
| Sacks against-yards lost..... | 4-20 | 1-5 |
| Punts-average..... | 5-39.2 | 2-43.5 |
| Punt returns-yards..... | 1-0 | 2-10 |
| Kickoff returns-yards..... | 3-69 | 2-45 |
| Penalties-yards..... | 6-49 | 7-45 |
| Fumbles-lost..... | 0-0 | 3-1 |
| Time of possession..... | 32:17 | 27:43 |

| RUSHING | | | | | | | | | |
|-----------|-----|-----|----|----|-------------|-----|-----|-----|----|
| CIN. | ATT | YDS | LG | TD | DALL. | ATT | YDS | LG | TD |
| G.Bernard | 9 | 50 | 14 | 0 | E.Elliott | 15 | 134 | 60t | 2 |
| A.Dalton | 6 | 34 | 13 | 0 | A.Morris | 6 | 33 | 17 | 0 |
| J.Hill | 4 | 12 | 8 | 0 | L.Whitehead | 1 | 9 | 9 | 0 |
| | | | | | D.Prescott | 7 | 4 | 5t | 1 |
| TOTALS | 19 | 96 | 14 | 0 | TOTALS | 29 | 180 | 60t | 3 |

| PASSING | | | | | | | | | |
|----------|-----|-----|-----|------|------------|-----|-----|-----|------|
| CIN. | ATT | CMP | YDS | TD-I | DALL. | ATT | CMP | YDS | TD-I |
| A.Dalton | 41 | 29 | 269 | 2-0 | D.Prescott | 24 | 18 | 227 | 1-0 |
| TOTALS | 41 | 29 | 269 | 2-0 | TOTALS | 24 | 18 | 227 | 1-0 |

| RECEIVING | | | | | | | | | |
|-----------|----|-----|----|----|------------|----|-----|----|----|
| CIN. | NO | YDS | LG | TD | DALL. | NO | YDS | LG | TD |
| B.LaFell | 8 | 68 | 14 | 2 | T.Williams | 5 | 70 | 21 | 0 |
| G.Bernard | 6 | 46 | 11 | 0 | C.Beasley | 4 | 53 | 18 | 1 |
| C.Uzomah | 5 | 43 | 14 | 0 | J.Witten | 3 | 43 | 31 | 0 |
| A.Green | 4 | 50 | 22 | 0 | E.Elliott | 3 | 37 | 22 | 0 |
| T.Boyd | 3 | 33 | 20 | 0 | B.Butler | 2 | 20 | 13 | 0 |
| T.Kroft | 3 | 29 | 13 | 0 | R.Smith | 1 | 4 | 4 | 0 |
| TOTALS | 29 | 269 | 22 | 2 | TOTALS | 18 | 227 | 31 | 1 |

| DEFENSE | | | | | | | | | |
|--|--|--|--|--|--|--|--|--|--|
| Cincinnati (press box stats) — ST-AT-TT: V.Burfict 9-1-10, M.Johnson 5-1-6, A.Jones 4-1-5, C.Dunlap 3-1-4, P.Sims 2-2-4, K.Dansby 2-1-3, S.Williams 2-1-3, D.Kirkpatrick 2-0-2, V.Rey 1-1-2, J.Shaw 1-1-2, D.Dennard 1-0-1, R.Mauluga 1-0-1, G.Iloka 0-1-1, D.Peko 0-1-1. SKS-YDS.: C.Dunlap 1-5. INT-YDS.: None. PD: A.Jones 1, D.Kirkpatrick 1. FF: C.Dunlap 1. FR-YDS.: V.Rey 1-10. | | | | | | | | | |

Dallas (press box stats) — ST-AT-TT: S.Lee 5-5-10, B.Church 7-1-8, T.McClain 4-2-6, A.Brown 3-3-6, J.Durant 3-3-6, B.Jones 4-0-4, A.Hitchens 1-3-4, M.Claiborne 3-0-3, J.Wilcox 3-0-3, B.Mayowa 1-2-3, B.Carr 2-0-2, C.Thornton 1-1-2, T.Crawford 0-2-2, R.Davis 1-0-1, M.Collins 0-1-1, J.Crawford 0-1-1, A.Gachkar 0-1-1. SKS-YDS.: T.McClain 1-5-8.5, C.Thornton 1-6, B.Mayowa 1-4, J.Crawford 0-5-1.5. INT-YDS.: None. PD: M.Claiborne 2, B.Carr 1, B.Jones 1. FF: None. FR-YDS.: None.

WEEK 6, GAME 6

New England Patriots 35, Cincinnati Bengals 17
Sunday, Oct. 16, 2016 at Gillette Stadium

The Bengals got off to a promising start against the Patriots, who were 48-1 in their last 49 regular-season home games against AFC opponents. Cincinnati held leads of 7-3 in the second quarter and 14-10 in the third. But the roof fell in for Cincinnati after New England closed the gap to 14-12 in the third quarter by sacking QB Andy Dalton for a safety. The Patriots took the ensuing Bengals free kick and drove 68 yards in five plays for a TD, and after a Cincinnati three-and-out, New England went 53 yards in just four plays for another TD and a 25-14 lead entering the fourth quarter. Dalton posted a 103.4 passer rating, but New England QB Tom Brady, in his first home game of the season after missing time due to a suspension, scorched the Bengals for a 140.0 rating, completing 29 of 35 (82.9 percent) for 376 yards, three TDs and no INTs. The Bengals fell to 2-4, while New England improved to 5-1.

| SCORE BY PERIODS | 1 | 2 | 3 | 4 | OT | PTS. |
|------------------|---|---|----|----|----|------|
| Cincinnati..... | 0 | 7 | 7 | 3 | — | 17 |
| New England..... | 3 | 7 | 15 | 10 | — | 35 |

| TEAM — SCORING PLAY | QTR.-LEFT |
|--|-----------|
| N.E. — S.Gostkowski 46 field goal..... | 1-12:06 |
| Cin. — A.Dalton 2 run (M.Nugent kick)..... | 2-3:10 |
| N.E. — J.White 15 pass from T.Brady (S.Gostkowski kick)..... | 2-1:01 |
| Cin. — B.LaFell 5 pass from A.Dalton (M.Nugent kick)..... | 3-11:14 |
| N.E. — D.Hightower sacked A.Dalton in end zone for safety..... | 3-7:05 |
| N.E. — R.Gronkowski 4 pass from T.Brady (S.Gostkowski kick)..... | 3-5:00 |
| N.E. — J.White 4 pass from T.Brady (kick failed)..... | 3-2:58 |
| Cin. — M.Nugent 25 field goal..... | 4-12:34 |
| N.E. — S.Gostkowski 31 field goal..... | 4-6:04 |
| N.E. — L.Blount 1 run (S.Gostkowski kick)..... | 4-0:57 |

Missed FGs: None. Attendance: 66,829. Time: 3:03.

| TEAM STATISTICS | CIN. | N.E. |
|--|---------|---------|
| First downs..... | 20 | 25 |
| Third down conversions-attempts | 5-12 | 4-10 |
| Total net yards..... | 357 | 437 |
| Net yards rushing..... | 120 | 79 |
| Net yards passing..... | 237 | 358 |
| Pass attempts-completions-interceptions..... | 31-21-0 | 35-29-0 |
| Sacks against-yards lost..... | 2-17 | 3-18 |
| Punts-average..... | 4-41.0 | 3-44.3 |
| Punt returns-yards..... | 2-12 | 3-49 |
| Kickoff returns-yards..... | 3-57 | 2-46 |
| Penalties-yards..... | 7-46 | 6-55 |
| Fumbles-lost..... | 0-0 | 0-0 |
| Time of possession..... | 32:03 | 27:57 |

| RUSHING | | | | | | | | | |
|------------|-----|-----|----|----|-----------|-----|-----|----|----|
| CIN. | ATT | YDS | LG | TD | N.E. | ATT | YDS | LG | TD |
| G.Bernard | 15 | 49 | 11 | 0 | L.Blount | 13 | 50 | 15 | 1 |
| J.Hill | 13 | 38 | 8 | 0 | J.White | 7 | 19 | 7 | 0 |
| A.Dalton | 2 | 17 | 15 | 1 | J.Edelman | 1 | 8 | 8 | 0 |
| R.Burkhead | 2 | 16 | 12 | 0 | T.Brady | 2 | 2 | 2 | 0 |
| TOTALS | 32 | 120 | 15 | 1 | TOTALS | 23 | 79 | 15 | 1 |

| PASSING | | | | | | | | | |
|----------|-----|-----|-----|------|---------|-----|-----|-----|------|
| CIN. | ATT | CMP | YDS | TD-I | N.E. | ATT | CMP | YDS | TD-I |
| A.Dalton | 31 | 21 | 254 | 1-0 | T.Brady | 35 | 29 | 376 | 3-0 |
| TOTALS | 31 | 21 | 254 | 1-0 | TOTALS | 35 | 29 | 376 | 3-0 |

| RECEIVING | | | | | | | | | |
|-----------|----|-----|----|----|--------------|----|-----|-----|----|
| CIN. | NO | YDS | LG | TD | N.E. | NO | YDS | LG | TD |
| A.Green | 6 | 88 | 23 | 0 | J.White | 8 | 47 | 15t | 2 |
| T.Boyd | 4 | 79 | 30 | 0 | R.Gronkowski | 7 | 162 | 38 | 1 |
| G.Bernard | 4 | 45 | 32 | 0 | M.Bennett | 5 | 48 | 24 | 0 |
| T.Kroft | 2 | 19 | 13 | 0 | J.Edelman | 4 | 30 | 13 | 0 |
| B.LaFell | 2 | 13 | 8 | 1 | D.Amendola | 2 | 30 | 17 | 0 |
| C.Uzomah | 1 | 6 | 6 | 0 | L.Blount | 2 | 20 | 16 | 0 |
| J.Hill | 1 | 3 | 3 | 0 | C.Hogan | 1 | 39 | 39 | 0 |
| J.Wright | 1 | 1 | 1 | 0 | | | | | |
| TOTALS | 21 | 254 | 32 | 1 | TOTALS | 29 | 376 | 39 | 3 |

| DEFENSE | | | | | | | | | |
|---|--|--|--|--|--|--|--|--|--|
| Cincinnati (press box stats) — ST-AT-TT: S.Williams 5-4-9, J.Shaw 7-1-8, V.Burfict 4-4-8, K.Dansby 1-7-8, D.Kirkpatrick 4-1-5, G.Atkins 2-1-3, G.Iloka 2-1-3, M.Johnson 2-1-3, A.Jones 1-2-3, P.Sims 1-2-3, M.Hunt 2-0-2, R.Mauluga 1-1-2, V.Rey 1-1-2, D.Peko 1-0-1, D.Smith 1-0-1. SKS-YDS.: V.Burfict 1-8, M.Johnson 1-5, P.Sims 1-5. INT-YDS.: None. PD: None. FF: None. FR-YDS.: None. | | | | | | | | | |

New England (press box stats) — ST-AT-TT: D.Hightower 3-10-13, D.McCourty 6-1-7, A.Branch 3-3-6, E.Roberts 1-5-6, L.Ryan 5-0-5, P.Chung 2-3-5, M.Brown 1-4-5, R.Ninkovich 2-2-4, D.Harmon 3-0-3, M.Butler 2-1-3, C.Long 1-2-3, B.Mingo 2-0-2, T.Flowers 1-1-2, A.Johnson 1-1-2, J.Sheard 0-2-2, E.Rowe 1-0-1, W.Hamilton 0-1-1. SKS-YDS.: D.Hightower 1-5-12.5, J.Sheard 0-5-4.5. INT-YDS.: None. PD: M.Butler 4, D.McCourty 1, E.Rowe 1. FF: None. FR-YDS.: None.

WEEK 7, GAME 7

Cincinnati Bengals 31, Cleveland Browns 17
Sunday, Oct. 23, 2016 at Paul Brown Stadium

The Bengals won their fourth straight game in the "Battle of Ohio" series and extended their series lead to 47-39, establishing a new largest margin (eight games) in series history. They did it with a 559-yard offensive explosion, their most net yards since 1990 and the seventh-highest total in franchise history. Cincinnati had a 300-yard passer (QB Andy Dalton, 308), a 100-yard rusher (HB Jeremy Hill, 168) and a 100-yard receiver (WR A.J. Green, 169) for the first time in a regulation-time game since Sept. 16, 2007 at Cleveland. The winless Browns took a 10-7 lead in the second quarter, but Dalton TD passes of 44 yards to WR Brandon LaFell and 48 yards to Green put Cincinnati on top 21-10 at halftime. Green made a spectacular juggling catch for his TD on a "Hail Mary" pass at the end of the half. Hill had a 74-yard TD run for the Bengals in the second half. The Bengals improved to 3-4, and the Browns fell to 0-7.

| SCORE BY PERIODS | 1 | 2 | 3 | 4 | OT | PTS. |
|------------------|---|----|----|---|----|------|
| Cleveland | 0 | 10 | 7 | 0 | — | 17 |
| Cincinnati | 7 | 14 | 10 | 0 | — | 31 |

TEAM — SCORING PLAY

| | QTR-LEFT |
|--|----------|
| Cin. — G. Bernard 5 run (M. Nugent kick) | 1-12:14 |
| Cle. — C. Parkey 28 field goal | 2-13:26 |
| Cle. — I. Crowell 1 run (C. Parkey kick) | 2-6:20 |
| Cin. — B. LaFell 44 pass from A. Dalton (M. Nugent kick) | 2-4:09 |
| Cin. — A. Green 48 pass from A. Dalton (M. Nugent kick) | 2-0:00 |
| Cle. — K. Hogan 28 run (C. Parkey kick) | 3-10:43 |
| Cin. — J. Hill 74 run (M. Nugent kick) | 3-9:47 |
| Cin. — M. Nugent 36 field goal | 3-4:19 |

Missed FGs: M. Nugent (40WR, 45RU). Attendance: 65,047. Time: 2:50.

TEAM STATISTICS

| | CLE. | CIN. |
|---|---------|---------|
| First downs | 22 | 23 |
| Third down conversions-attempts | 6-14 | 5-10 |
| Total net yards | 352 | 559 |
| Net yards rushing | 180 | 271 |
| Net yards passing | 172 | 288 |
| Pass attempts-completions-interceptions | 35-21-2 | 28-19-0 |
| Sacks against-yards lost | 2-10 | 3-20 |
| Punts-average | 5-41.8 | 2-44.5 |
| Punt returns-yards | 1-3 | 2-3 |
| Kickoff returns-yards | 1-18 | 1-23 |
| Penalties-yards | 5-35 | 3-30 |
| Fumbles-lost | 0-0 | 2-1 |
| Time of possession | 31:48 | 28:12 |

RUSHING

| CLE. | ATT | YDS | LG | TD | CIN. | ATT | YDS | LG | TD |
|------------|-----|-----|-----|----|-------------|-----|-----|-----|----|
| K. Hogan | 7 | 104 | 28t | 1 | J. Hill | 9 | 168 | 74t | 1 |
| I. Crowell | 12 | 63 | 21 | 1 | G. Bernard | 17 | 80 | 17 | 1 |
| D. Johnson | 6 | 15 | 5 | 0 | R. Burkhead | 4 | 23 | 11 | 0 |
| C. Kessler | 1 | -2 | -2 | 0 | | | | | |
| TOTALS | 26 | 180 | 28t | 2 | TOTALS | 30 | 271 | 74t | 2 |

PASSING

| CLE. | ATT | CMP | YDS | TD-I | CIN. | ATT | CMP | YDS | TD-I |
|------------|-----|-----|-----|------|-----------|-----|-----|-----|------|
| K. Hogan | 24 | 12 | 100 | 0-2 | A. Dalton | 28 | 19 | 308 | 2-0 |
| C. Kessler | 11 | 9 | 82 | 0-0 | | | | | |
| TOTALS | 35 | 21 | 182 | 0-2 | TOTALS | 28 | 19 | 308 | 2-0 |

RECEIVING

| CLE. | NO | YDS | LG | TD | CIN. | NO | YDS | LG | TD |
|-------------|----|-----|----|----|-------------|----|-----|-----|----|
| G. Barnidge | 6 | 66 | 17 | 0 | A. Green | 8 | 169 | 48t | 1 |
| D. Johnson | 4 | 18 | 13 | 0 | B. LaFell | 4 | 83 | 44t | 1 |
| I. Crowell | 3 | 16 | 10 | 0 | J. Hill | 2 | 24 | 13 | 0 |
| A. Hawkins | 2 | 19 | 15 | 0 | R. Burkhead | 1 | 10 | 10 | 0 |
| R. Higgins | 2 | 19 | 17 | 0 | T. Eifert | 1 | 9 | 9 | 0 |
| T. Pryor | 2 | 18 | 13 | 0 | G. Bernard | 1 | 7 | 7 | 0 |
| M. Johnson | 1 | 21 | 21 | 0 | T. Boyd | 1 | 3 | 3 | 0 |
| R. Louis | 1 | 5 | 5 | 0 | T. Kroft | 1 | 3 | 3 | 0 |
| TOTALS | 21 | 182 | 21 | 0 | TOTALS | 19 | 308 | 48t | 2 |

DEFENSE

Cleveland (press box stats) — ST-AT-TT: C. Kirksey 4-4-8, E. Ogbah 5-1-6, J. Taylor 3-2-5, B. Boddy-Calhoun 4-0-4, X. Cooper 3-1-4, T. Howard 3-1-4, D. Davis 2-2-4, D. Kindred 2-2-4, J. Meder 2-2-4, C. Nassib 2-2-4, D. Shelton 3-0-3, T. Williams 2-1-3, I. Campbell 2-0-2. SKS.-YDS.: E. Ogbah 2-12, C. Kirksey 0.5-4, C. Nassib 0.5-4. INT.-YDS.: None. PD: B. Boddy-Calhoun 1, C. Kirksey 1. FF: None. FR-YDS.: None.

Cincinnati (press box stats) — ST-AT-TT: K. Dansby 9-2-11, G. Iloka 8-2-10, V. Burfict 5-3-8, S. Williams 3-2-5, D. Kirkpatrick 4-0-4, M. Johnson 3-0-3, C. Dunlap 1-2-3, W. Clarke 1-1-2, R. Mauluga 1-1-2, D. Peko 1-1-2, P. Sims 1-1-2, A. Jones 1-0-1, V. Rey 1-0-1, D. Smith 1-0-1, D. Dennard 0-1-1. SKS.-YDS.: C. Dunlap 1-6, S. Williams 1-4. INT.-YDS.: S. Williams 1-13, V. Rey 1-6. PD: V. Burfict 1, K. Dansby 1, D. Dennard 1, C. Dunlap 1, S. Williams 1. FF: None. FR-YDS.: None.

WEEK 8, GAME 8

Cincinnati Bengals 27, Washington Redskins 27 (OT)
Sunday, Oct. 30, 2016 at Wembley Stadium (London, England)

Appearing for the first time in the NFL's International Series, at London's famed Wembley Stadium, the Bengals played their third tie in their last nine seasons, with missed place kicks playing a significant role in the deadlocked result. Bengals K Mike Nugent missed a PAT in the third quarter, a factor in the game reaching OT, and Redskins K Dustin Hopkins missed a 34-yard FG try late in the OT period. Hopkins had made an apparent game-winning kick just moments before, but officials ruled that the Bengals had called a timeout to "ice" Hopkins just an instant before the snap. The Bengals were bested in yards (546-415) and turnover differential (minus-one), but they cashed all four of their red-zone opportunities for TDs while holding the Redskins to one of four. Cincinnati had a pair of 100-yard receivers — WR A.J. Green and TE Tyler Eifert — in the same game for the first time since September of 2011. Washington QB Kirk Cousins passed for 458 yards, most by any passer against the Bengals since 2006. Cincinnati exited the contest with a 3-4-1 record, while Washington went back to the states at 4-3-1. The game was not only the first tie among 17 contests in International Series London games, it was the first to go to overtime.

| SCORE BY PERIODS | 1 | 2 | 3 | 4 | OT | PTS. |
|------------------|---|---|----|----|----|------|
| Washington | 7 | 3 | 7 | 10 | 0 | 27 |
| Cincinnati | 7 | 0 | 13 | 7 | 0 | 27 |

TEAM — SCORING PLAY

| | QTR-LEFT |
|--|----------|
| Wash. — R. Kelley 4 run (D. Hopkins kick) | 1-7:38 |
| Cin. — G. Bernard 8 run (M. Nugent kick) | 1-3:51 |
| Wash. — D. Hopkins 20 field goal | 2-8:16 |
| Cin. — T. Eifert 15 pass from A. Dalton (kick failed) | 3-10:42 |
| Cin. — A. Dalton 1 run (M. Nugent kick) | 3-5:15 |
| Wash. — J. Reed 23 pass from K. Cousins (D. Hopkins kick) | 3-3:02 |
| Wash. — J. Crowder 33 pass from K. Cousins (D. Hopkins kick) | 4-9:30 |
| Cin. — J. Hill 1 run (M. Nugent kick) | 4-6:54 |
| Wash. — D. Hopkins 40 field goal | 1:07 |

Missed FGs: D. Hopkins (55SH, 34WL), M. Nugent (51WL).

Attendance: 84,488. Time: 3:56.

TEAM STATISTICS

| | WASH. | CIN. |
|---|---------|---------|
| First downs | 30 | 35 |
| Third down conversions-attempts | 8-17 | 8-15 |
| Total net yards | 546 | 415 |
| Net yards rushing | 100 | 152 |
| Net yards passing | 446 | 263 |
| Pass attempts-completions-interceptions | 56-38-1 | 42-27-1 |
| Sacks against-yards lost | 1-12 | 3-21 |
| Punts-average | 3-42.7 | 5-52.2 |
| Punt returns-yards | 2-23 | 3-9 |
| Kickoff returns-yards | 4-70 | 1-65 |
| Penalties-yards | 15-106 | 7-85 |
| Fumbles-lost | 0-0 | 2-1 |
| Time of possession | 39:42 | 35:18 |

RUSHING

| WASH. | ATT | YDS | LG | TD | CIN. | ATT | YDS | LG | TD |
|-------------|-----|-----|----|----|------------|-----|-----|----|----|
| R. Kelley | 21 | 87 | 16 | 1 | J. Hill | 20 | 76 | 12 | 1 |
| C. Thompson | 7 | 14 | 6 | 0 | G. Bernard | 11 | 52 | 12 | 1 |
| K. Cousins | 3 | -1 | 3 | 0 | A. Dalton | 4 | 21 | 14 | 1 |
| | | | | | T. Boyd | 1 | 3 | 3 | 0 |
| TOTALS | 31 | 100 | 16 | 1 | TOTALS | 36 | 152 | 14 | 3 |

PASSING

| WASH. | ATT | CMP | YDS | TD-I | CIN. | ATT | CMP | YDS | TD-I |
|------------|-----|-----|-----|------|-----------|-----|-----|-----|------|
| K. Cousins | 56 | 38 | 458 | 2-1 | A. Dalton | 42 | 27 | 284 | 1-1 |
| TOTALS | 56 | 38 | 458 | 2-1 | TOTALS | 42 | 27 | 284 | 1-1 |

RECEIVING

| WASH. | NO | YDS | LG | TD | CIN. | NO | YDS | LG | TD |
|-------------|----|-----|-----|----|------------|----|-----|----|----|
| J. Crowder | 9 | 107 | 33t | 1 | A. Green | 9 | 121 | 40 | 0 |
| J. Reed | 9 | 99 | 23t | 1 | T. Eifert | 9 | 102 | 22 | 1 |
| P. Garcon | 6 | 67 | 23 | 0 | T. Boyd | 5 | 38 | 9 | 0 |
| V. Davis | 5 | 93 | 44 | 0 | G. Bernard | 1 | 14 | 14 | 0 |
| C. Thompson | 5 | 27 | 13 | 0 | B. LaFell | 1 | 6 | 6 | 0 |
| D. Jackson | 3 | 48 | 38 | 0 | T. Kroft | 1 | 6 | 6 | 0 |
| R. Grant | 1 | 17 | 17 | 0 | J. Hill | 1 | -3 | -3 | 0 |
| TOTALS | 38 | 458 | 44 | 2 | TOTALS | 27 | 284 | 40 | 1 |

DEFENSE

Washington (press box stats) — ST-AT-TT: W. Compton 8-2-10, D. Whitner 8-1-9, K. Fuller 7-0-7, J. Norman 6-0-6, C. Baker 5-0-5, D. Ihenacho 4-0-4, M. Foster 3-1-4, B. Breeland 3-0-3, R. Kerrigan 3-0-3, P. Smith 3-0-3, S. Cravens 2-0-2, Q. Dunbar 2-0-2, T. Murphy 2-0-2, E. Hood 1-1-2, R. Jean Francois 1-0-1, C. Jenkins 0-1-1. SKS.-YDS.: C. Baker 1-9, R. Kerrigan 1-8, S. Cravens 1-4. INT.-YDS.: W. Compton 1-5. PD: J. Norman 3, W. Compton 1, S. Cravens 1, D. Ihenacho 1, R. Kerrigan 1. FF: C. Baker 1. FR-YDS.: A. Lanier 1-0.

Cincinnati (press box stats) — ST-AT-TT: V. Burfict 10-0-10, S. Williams 9-0-9, K. Dansby 6-0-6, D. Kirkpatrick 6-0-6, V. Rey 6-0-6, J. Shaw 6-0-6, G. Iloka 5-0-5, A. Jones 4-0-4, D. Peko 4-0-4, C. Dunlap 3-0-3, G. Atkins 2-0-2, R. Mauluga 2-0-2, W. Clarke 1-0-1, D. Dennard 1-0-1, M. Johnson 1-0-1. SKS.-YDS.: G. Atkins 1-12. INT.-YDS.: G. Iloka 1-0. PD: C. Dunlap 1, G. Iloka 1. FF: None. FR-YDS.: None.

WEEK 10, GAME 9

N.Y. Giants 21, Cincinnati Bengals 20
Monday night, Nov. 14, 2016 at MetLife Stadium

Trailing 14-10 at halftime at MetLife Stadium, the Bengals came out strong to start the third quarter. Rookie WR Alex Erickson took the opening kickoff 84 yards to the New York 13-yard line, setting up a nine-yard TD from by HB Jeremy Hill for a 17-14 lead. The Bengals defense then forced a Giants three-and-out, and back came the Bengals offense again. QB Andy Dalton led the team 41 yards in six plays to the Giants' 20, and on play seven, it seemed for an instant that rookie WR Tyler Boyd had made an excellent mid-air catch on third down for another TD. But Boyd could not control the ball through his collision with the turf, and an incompletion was ruled. Cincinnati had to settle for a FG, keeping the game a one-score affair at 20-14, and the Giants scored what proved to be the winning TD early in the fourth quarter, converting a fourth-and-goal gamble from the Cincinnati three on a pass from QB Eli Manning to rookie WR Sterling Shepard. The Bengals fell to 3-5-1, while the Giants improved to 7-3.

| SCORE BY PERIODS | 1 | 2 | 3 | 4 | OT | PTS. |
|------------------|---|---|----|---|----|------|
| Cincinnati..... | 7 | 3 | 10 | 0 | — | 20 |
| N.Y. Giants..... | 7 | 7 | 0 | 7 | — | 21 |

| TEAM — SCORING PLAY | QTR.-LEFT |
|---|-----------|
| NYG — J.Adams 10 pass from E.Manning (R.Gould kick) | 1-11:05 |
| Cin. — A.Green 13 pass from A.Dalton (M.Nugent kick) | 1-8:58 |
| Cin. — M.Nugent 25 field goal | 2-4:19 |
| NYG — O.Beckham 10 pass from E.Manning (R.Gould kick) | 2-1:17 |
| Cin. — J.Hill 9 run (M.Nugent kick) | 3-13:58 |
| Cin. — M.Nugent 38 field goal | 3-8:52 |
| NYG — S.Shepard 3 pass from E.Manning (R.Gould kick) | 4-14:05 |

Missed FGs: None. Attendance: 76,218. Time: 3:12.

| TEAM STATISTICS | CIN. | NYG |
|--|---------|---------|
| First downs..... | 12 | 23 |
| Third down conversions-attempts..... | 2-11 | 6-14 |
| Total net yards..... | 264 | 351 |
| Net yards rushing..... | 78 | 122 |
| Net yards passing..... | 186 | 229 |
| Pass attempts-completions-interceptions..... | 29-16-1 | 44-28-2 |
| Sacks against-yards lost..... | 3-18 | 1-11 |
| Punts-average..... | 7-48.0 | 6-46.0 |
| Punt returns-yards..... | 3-35 | 4-40 |
| Kickoff returns-yards..... | 4-145 | 3-53 |
| Penalties-yards..... | 9-60 | 2-15 |
| Fumbles-lost..... | 0-0 | 1-0 |
| Time of possession..... | 28:37 | 31:23 |

| RUSHING | | | | | | | | | |
|-----------|-----|-----|----|----|------------|-----|-----|----|----|
| CIN. | ATT | YDS | LG | TD | NYG | ATT | YDS | LG | TD |
| J.Hill | 15 | 46 | 9t | 1 | R.Jennings | 15 | 87 | 25 | 0 |
| G.Bernard | 7 | 17 | 7 | 0 | P.Perkins | 9 | 31 | 9 | 0 |
| A.Dalton | 1 | 15 | 15 | 0 | E.Manning | 3 | 4 | 6 | 9 |
| TOTALS | 23 | 78 | 15 | 1 | TOTALS | 27 | 122 | 25 | 0 |

| PASSING | | | | | | | | | |
|----------|-----|-----|-----|------|-----------|-----|-----|-----|------|
| CIN. | ATT | CMP | YDS | TD-I | NYG | ATT | CMP | YDS | TD-I |
| A.Dalton | 29 | 16 | 204 | 1-1 | E.Manning | 44 | 28 | 240 | 3-2 |
| TOTALS | 29 | 16 | 204 | 1-1 | TOTALS | 44 | 28 | 240 | 3-2 |

| RECEIVING | | | | | | | | | |
|-----------|----|-----|----|----|------------|----|-----|-----|----|
| CIN. | NO | YDS | LG | TD | NYG | NO | YDS | LG | TD |
| A.Green | 7 | 68 | 21 | 1 | O.Beckham | 10 | 97 | 21 | 1 |
| T.Eifert | 3 | 96 | 71 | 0 | W.Tye | 5 | 53 | 25 | 0 |
| G.Bernard | 3 | 19 | 10 | 0 | S.Shepard | 5 | 42 | 13 | 1 |
| T.Boyd | 2 | 12 | 11 | 0 | R.Jennings | 3 | 22 | 16 | 0 |
| B.LaFell | 1 | 9 | 9 | 0 | J.Adams | 3 | 18 | 10t | 1 |
| | | | | | T.King | 1 | 6 | 6 | 0 |
| | | | | | R.Lewis | 1 | 2 | 2 | 0 |
| TOTALS | 16 | 204 | 71 | 1 | TOTALS | 28 | 240 | 25 | 3 |

| DEFENSE | | | | | | | | | |
|--|--|--|--|--|--|--|--|--|--|
| Cincinnati (press box stats) — ST-AT-TT: V.Rey 9-5-14, V.Burfict 9-2-11, G.Iloka 6-3-9, D.Dennard 5-1-6, M.Johnson 4-1-5, D.Kirkpatrick 2-3-5, S.Williams 4-0-4, K.Dansby 2-2-4, A.Jones 2-1-3, D.Peko 0-3-3, G.Atkins 2-0-2, W.Clarke 2-0-2, J.Shaw 1-1-2, P.Sims 1-1-2, C.Dunlap 1-0-1, W.Gilberry 1-0-1. SKS.-YDS.: G.Atkins 1-11. INT.-YDS.: D.Kirkpatrick 1-21, G.Iloka 1-0. PD: V.Burfict 1, K.Dansby 1, C.Dunlap 1, G.Iloka 1, D.Kirkpatrick 1. FF: V.Burfict 1. FR-YDS.: None. | | | | | | | | | |

N.Y. Giants (press box stats) — ST-AT-TT: O.Vernon 4-6-10, D.Harrison 6-2-8, J.Jenkins 6-0-6, L.Collins 5-0-5, J.Casillas 3-2-5, J.Pierre-Paul 2-3-5, K.Sheppard 3-0-3, C.Sensabaugh 2-1-3, D.Kennard 2-0-2, T.Wade 2-0-2, D.Rodgers-Cromartie 1-1-2, K.Robinson 0-2-2, E.Apple 1-0-1, J.Bromley 1-0-1, J.Hankins 1-0-1, R.Thomas 1-0-1, A.Adams 0-1-1. SKS.-YDS.: O.Vernon 1-7, R.Thomas 1-4, J.Casillas 0.5-3.5, D.Harrison 0.5-3.5. INT.-YDS.: L.Collins 1-0. PD: J.Pierre-Paul 2, O.Beckham 1, L.Collins 1, J.Jenkins 1, D.Rodgers-Cromartie 1, T.Wade 1. FF: None. FR-YDS.: None.

WEEK 11, GAME 10

Buffalo Bills 16, Cincinnati Bengals 12
Sunday, Nov. 20, 2016 at Paul Brown Stadium

The Bengals allowed Buffalo only six points in the second half, on a pair of FGs, but Cincinnati was blanked in the second half for the first time on the season and was unable to hold a 12-10 halftime lead. Cincinnati had the ball at the Buffalo 27 with :03 to play, but a FG to tie or win the game was not an option, largely because K Mike Nugent had missed both his PAT tries in the first half, each one bouncing off an upright. The Bengals' only chance to win at the gun was with a Hail Mary pass, and QB Andy Dalton's attempt fell incomplete. The Bengals played virtually the entire game without leading WR A.J. Green, who suffered a hamstring injury on the third offensive snap, and at the very end of the game, HB Giovani Bernard suffered a major knee injury (ACL). Cincinnati fell to 3-6-1, its poorest 10-game record since 2010, but the team remained alive for a possible AFC North Division title, trailing Baltimore and Pittsburgh by only one and one-half games. Buffalo improved to 5-5.

| SCORE BY PERIODS | 1 | 2 | 3 | 4 | OT | PTS. |
|------------------|---|---|---|---|----|------|
| Buffalo..... | 7 | 3 | 3 | 3 | — | 16 |
| Cincinnati..... | 6 | 6 | 0 | 0 | — | 12 |

| TEAM — SCORING PLAY | QTR.-LEFT |
|--|-----------|
| Buff. — L.McCoy 7 run (D.Carpenter kick) | 1-8:52 |
| Cin. — A.Dalton 2 run (kick failed) | 1-2:34 |
| Buff. — D.Carpenter 26 field goal | 2-9:03 |
| Cin. — T.Boyd 1 pass from A.Dalton (kick failed) | 2-3:10 |
| Buff. — D.Carpenter 54 field goal | 3-10:25 |
| Buff. — D.Carpenter 20 field goal | 4-12:05 |

Missed FGs: None. Attendance: 61,356. Time: 3:05.

| TEAM STATISTICS | BUFF. | CIN. |
|--|---------|---------|
| First downs..... | 20 | 23 |
| Third down conversions-attempts..... | 3-12 | 8-15 |
| Total net yards..... | 342 | 300 |
| Net yards rushing..... | 183 | 93 |
| Net yards passing..... | 159 | 207 |
| Pass attempts-completions-interceptions..... | 27-19-1 | 43-24-2 |
| Sacks against-yards lost..... | 2-7 | 1-0 |
| Punts-average..... | 5-38.4 | 6-44.5 |
| Punt returns-yards..... | 3-33 | 2-23 |
| Kickoff returns-yards..... | 2-66 | 3-72 |
| Penalties-yards..... | 9-75 | 4-25 |
| Fumbles-lost..... | 1-0 | 2-0 |
| Time of possession..... | 32:11 | 27:49 |

| RUSHING | | | | | | | | | |
|-------------|-----|-----|----|----|-----------|-----|-----|----|----|
| BUFF. | ATT | YDS | LG | TD | CIN. | ATT | YDS | LG | TD |
| M.Gillislee | 14 | 72 | 14 | 0 | J.Hill | 16 | 62 | 20 | 0 |
| T.Taylor | 9 | 39 | 13 | 0 | G.Bernard | 7 | 21 | 9 | 0 |
| L.McCoy | 5 | 33 | 21 | 1 | A.Dalton | 4 | 10 | 7 | 1 |
| J.Williams | 4 | 26 | 9 | 0 | | | | | |
| P.Harvin | 1 | 11 | 11 | 0 | | | | | |
| J.Felton | 1 | 2 | 2 | 0 | | | | | |
| TOTALS | 34 | 183 | 21 | 1 | TOTALS | 27 | 93 | 20 | 1 |

| PASSING | | | | | | | | | |
|----------|-----|-----|-----|------|----------|-----|-----|-----|------|
| BUFF. | ATT | CMP | YDS | TD-I | CIN. | ATT | CMP | YDS | TD-I |
| T.Taylor | 27 | 19 | 166 | 0-1 | A.Dalton | 43 | 24 | 207 | 1-2 |
| TOTALS | 27 | 19 | 166 | 0-1 | TOTALS | 43 | 24 | 207 | 1-2 |

| RECEIVING | | | | | | | | | |
|------------|----|-----|----|----|------------|----|-----|----|----|
| BUFF. | NO | YDS | LG | TD | CIN. | NO | YDS | LG | TD |
| C.Clay | 5 | 23 | 6 | 0 | T.Boyd | 6 | 54 | 13 | 1 |
| R.Woods | 3 | 41 | 24 | 0 | G.Bernard | 5 | 40 | 12 | 0 |
| B.Tate | 2 | 48 | 34 | 0 | B.LaFell | 4 | 32 | 16 | 0 |
| R.Bush | 2 | 21 | 18 | 0 | T.Eifert | 3 | 37 | 21 | 0 |
| M.Goodwin | 2 | 15 | 10 | 0 | J.Wright | 2 | 22 | 15 | 0 |
| L.McCoy | 2 | 12 | 8 | 0 | J.Hill | 2 | 1 | 3 | 0 |
| P.Harvin | 2 | 6 | 5 | 0 | R.Burkhead | 1 | 14 | 14 | 0 |
| J.Williams | 1 | 0 | 0 | 0 | A.Erickson | 1 | 7 | 7 | 0 |
| TOTALS | 19 | 166 | 34 | 0 | TOTALS | 24 | 207 | 21 | 1 |

| DEFENSE | | | | | | | | | |
|---|--|--|--|--|--|--|--|--|--|
| Buffalo (press box stats) — ST-AT-TT: Z.Brown 8-4-12, S.Gilmore 5-1-6, C.Graham 4-2-6, L.Alexander 2-3-5, P.Brown 3-1-4, K.Williams 3-1-4, R.Darby 2-2-4, M.Dareus 2-2-4, N.Robey-Coleman 2-1-3, K.Seymour 2-0-2, J.Worthy 1-1-2, A.Washington 0-2-2, L.Douzable 1-0-1, J.Hughes 1-0-1, J.Ihedigbo 1-0-1, S.Lawson 1-0-1. SKS.-YDS.: M.Dareus 0.5-0, A.Washington 0.5-0. INT.-YDS.: S.Gilmore 2-56. PD: S.Gilmore 3, P.Brown 1, R.Darby 1, M.Dareus 1, C.Graham 1, N.Robey-Coleman 1, K.Seymour 1. FF: None. FR-YDS.: None. | | | | | | | | | |

Cincinnati (press box stats) — ST-AT-TT: V.Burfict 11-2-13, K.Dansby 4-5-9, V.Rey 5-3-8, D.Dennard 4-1-5, A.Jones 4-1-5, M.Johnson 3-2-5, J.Shaw 2-1-3, C.Dunlap 1-2-3, N.Vigil 2-0-2, D.Kirkpatrick 1-1-2, S.Williams 1-1-2, D.Peko 0-2-2, D.Smith 0-2-2, G.Atkins 1-0-1, W.Gilberry 1-0-1, G.Iloka 1-0-1, P.Sims 1-0-1, W.Clarke 0-1-1. SKS.-YDS.: V.Burfict 1-3, C.Dunlap 0.5-2, M.Johnson 0.5-2. INT.-YDS.: D.Kirkpatrick 1-0. PD: D.Kirkpatrick 1, M.Johnson 1, A.Jones 1, D.Peko 1, D.Smith 1. FF: None. FR-YDS.: None.

WEEK 12, GAME 11

Baltimore Ravens 19, Cincinnati Bengals 14
Sunday, Nov. 27, 2016 at M&T Bank Stadium

The Bengals were looking for a sixth straight victory over Baltimore, as well as a third straight win at M&T Stadium. But they had an uphill fight all the way and fell 16 yards short in a final bid to force OT or try for a lead with a two-point conversion. Baltimore took a 7-0 lead on the game's opening possession and extended it to 16-3 lead at halftime, thanks to K Justin Tucker FG bombs of 57, 54 and 52 yards. But the Bengals scored a TD early in the third quarter, on a pass from QB Andy Dalton pass to TE Tyler Eifert, and later the teams swapped 36-yard FGs. That left Baltimore up 19-12 with 6:00 to play, and the Cincinnati defense followed with a three-and-out against the Ravens. The Bengals responded by driving from their 19 to a first down at the Baltimore 16 with 1:21 still remaining. But the Ravens held, forcing two incomplete passes and then recovering a third-down fumble when Dalton was sacked. Cincinnati fell to 3-7-1, and the Ravens improved to 6-5.

| SCORE BY PERIODS | 1 | 2 | 3 | 4 | OT | PTS. |
|------------------|----|---|---|---|----|------|
| Cincinnati..... | 0 | 3 | 6 | 5 | — | 14 |
| Baltimore..... | 10 | 6 | 0 | 3 | — | 19 |

| TEAM — SCORING PLAY | QTR.-LEFT |
|---|-----------|
| Balt. — B.Perriman 14 pass from J.Flacco (J.Tucker kick)..... | 1-10:15 |
| Balt. — J.Tucker 52 field goal..... | 1-5:39 |
| Cin. — M.Nugent 23 field goal..... | 2-14:50 |
| Balt. — J.Tucker 57 field goal..... | 2-1:40 |
| Balt. — J.Tucker 54 field goal..... | 2-0:00 |
| Cin. — T.Eifert 3 pass from A.Dalton (kick failed)..... | 3-4:16 |
| Balt. — J.Tucker 36 field goal..... | 4-12:16 |
| Cin. — M.Nugent 36 field goal..... | 4-6:00 |
| Cin. — S.Koch out of bounds in end zone for Bengals safety..... | 4-0:00 |

Missed FGs: None. Attendance: 70,903. Time: 3:05.

| TEAM STATISTICS | CIN. | BALT. |
|--|---------|---------|
| First downs..... | 22 | 16 |
| Third down conversions-attempts..... | 5-16 | 5-16 |
| Total net yards..... | 325 | 311 |
| Net yards rushing..... | 64 | 92 |
| Net yards passing..... | 261 | 219 |
| Pass attempts-completions-interceptions..... | 48-26-0 | 36-25-1 |
| Sacks against-yards lost..... | 3-22 | 2-15 |
| Punts-average..... | 6-47.2 | 5-44.4 |
| Punt returns-yards..... | 1-11 | 3-49 |
| Kickoff returns-yards..... | 4-102 | 3-63 |
| Penalties-yards..... | 2-15 | 8-69 |
| Fumbles-lost..... | 4-2 | 1-0 |
| Time of possession..... | 28:43 | 31:17 |

RUSHING

| CIN. | ATT | YDS | LG | TD | BALT. | ATT | YDS | LG | TD |
|------------|-----|-----|----|----|-----------|-----|-----|-----|----|
| R.Burkhead | 5 | 29 | 17 | 0 | K.Dixon | 13 | 49 | 15 | 0 |
| J.Hill | 12 | 21 | 7 | 0 | T.West | 13 | 48 | 16 | 0 |
| A.Dalton | 3 | 14 | 12 | 0 | J.Flacco | 2 | 19 | 16 | 0 |
| | | | | | M.Wallace | 1 | -1 | -1 | 0 |
| | | | | | S.Koch | 1 | -23 | -23 | 0 |
| TOTALS | 20 | 64 | 17 | 0 | TOTALS | 30 | 92 | 16 | 0 |

PASSING

| CIN. | ATT | CMP | YDS | TD-I | BALT. | ATT | CMP | YDS | TD-I |
|----------|-----|-----|-----|------|----------|-----|-----|-----|------|
| A.Dalton | 48 | 26 | 283 | 1-0 | J.Flacco | 36 | 25 | 234 | 1-1 |
| TOTALS | 48 | 26 | 283 | 1-0 | TOTALS | 36 | 25 | 234 | 1-1 |

RECEIVING

| CIN. | NO | YDS | LG | TD | BALT. | NO | YDS | LG | TD |
|------------|----|-----|----|----|------------|----|-----|----|----|
| J.Hill | 6 | 61 | 24 | 0 | K.Dixon | 4 | 31 | 16 | 0 |
| T.Eifert | 5 | 68 | 25 | 1 | S.Smith | 4 | 20 | 8 | 0 |
| T.Boyd | 5 | 62 | 22 | 0 | M.Wallace | 3 | 57 | 31 | 0 |
| B.LaFell | 3 | 38 | 23 | 0 | D.Pitta | 3 | 34 | 18 | 0 |
| J.Wright | 3 | 23 | 11 | 0 | K.Juszczyk | 3 | 18 | 16 | 0 |
| R.Burkhead | 2 | 19 | 17 | 0 | T.West | 3 | 16 | 9 | 0 |
| A.Erickson | 1 | 7 | 7 | 0 | K.Aiken | 2 | 30 | 19 | 0 |
| R.Hewitt | 1 | 5 | 5 | 0 | D.Waller | 2 | 14 | 8 | 0 |
| | | | | | B.Perriman | 1 | 14 | 14 | 1 |
| TOTALS | 26 | 283 | 25 | 1 | TOTALS | 25 | 234 | 31 | 1 |

DEFENSE

Cincinnati (press box stats) — ST-AT-TT: V.Burfict 10-3-13, D.Dennard 4-4-8, M.Johnson 6-0-6, J.Shaw 5-1-6, K.Dansby 4-1-5, P.Sims 2-2-4, C.Dunlap 3-0-3, C.Fejedelem 3-0-3, W.Gilberry 3-0-3, A.Jones 3-0-3, G.Iloka 2-1-3, D.Kirkpatrick 1-1-2, W.Clarke 1-0-1, R.Mauluga 1-0-1, V.Rey 0-1-1. SKS.-YDS.: C.Dunlap 1-10, M.Johnson 1-5. INT.-YDS.: R.Mauluga 1-9. PD: C.Dunlap 2, D.Kirkpatrick 1, R.Mauluga 1. FF: None. FR-YDS.: None.

Baltimore (press box stats) — ST-AT-TT: Z.Orr 6-5-11, L.Webb 7-1-8, E.Wedde 5-2-7, T.Young 4-0-4, S.Wright 3-1-4, C.Mosley 2-2-4, B.Williams 2-2-4, T.Suggs 3-0-3, J.Powers 2-1-3, A.McClellan 2-0-2, M.Pierce 1-1-2, E.Dumervil 1-0-1, L.Guy 1-0-1, M.Judon 1-0-1, T.Jernigan 0-1-1. SKS.-YDS.: T.Suggs 2-17, E.Dumervil 1-5. INT.-YDS.: None. PD: M.Judon 2, T.Young 2, C.Mosley 1, T.Suggs 1, B.Urban 1, L.Webb 1, E.Wedde 1. FF: T.Suggs 2, E.Dumervil 1. FR-YDS.: E.Dumervil 1-0, L.Guy 1.

WEEK 13, GAME 12

Cincinnati Bengals 32, Philadelphia Eagles 14
Sunday, Dec. 4, 2016 at Paul Brown Stadium

The Bengals scored on their first six possessions (three TDs and three FGs) for the first time since Game 7 of 2009, and with a defensive performance that was particularly strong early in the game, the Eagles were quickly dispatched. The Bengals mounted a 29-0 lead en route to the final result. QB Andy Dalton led the Cincinnati offense with a personal season-best 130.0 passer rating, while LB Vontaze Burfict and DE Carlos Dunlap led the defense. Burfict had two INTs with 54 yards in returns and 15 tackles, the team high for the season. Dunlap deflected four Eagles passes, one leading to one of Burfict's INTs, and Dunlap also had a shared sack. The Bengals limited the Eagles to 104 net yards offense in the first half. Cincinnati snapped a four-game winless streak and improved to 4-7-1, still mathematically alive for the AFC North championship. The Eagles fell to 5-7.

| SCORE BY PERIODS | 1 | 2 | 3 | 4 | OT | PTS. |
|-------------------|----|---|----|---|----|------|
| Philadelphia..... | 0 | 0 | 7 | 7 | — | 14 |
| Cincinnati..... | 10 | 9 | 10 | 3 | — | 32 |

| TEAM — SCORING PLAY | QTR.-LEFT |
|---|-----------|
| Cin. — M.Nugent 32 field goal..... | 1-10:22 |
| Cin. — J.Hill 2 run (M.Nugent kick)..... | 1-1:32 |
| Cin. — M.Nugent 33 field goal..... | 2-6:23 |
| Cin. — T.Eifert 13 pass from A.Dalton (kick failed)..... | 2-0:07 |
| Cin. — B.LaFell 8 pass from A.Dalton (M.Nugent kick)..... | 3-11:21 |
| Cin. — M.Nugent 26 field goal..... | 3-4:07 |
| Phil. — Z.Ertz 13 pass from C.Wentz (C.Sturgis kick)..... | 3-2:30 |
| Phil. — D.Sproles 2 run (C.Sturgis kick)..... | 4-6:53 |
| Cin. — M.Nugent 38 field goal..... | 4-2:50 |

Missed FGs: C.Sturgis (51RU). Attendance: 55,456. Time: 3:03.

| TEAM STATISTICS | PHIL. | CIN. |
|--|---------|---------|
| First downs..... | 22 | 21 |
| Third down conversions-attempts..... | 8-17 | 7-14 |
| Total net yards..... | 359 | 412 |
| Net yards rushing..... | 53 | 80 |
| Net yards passing..... | 306 | 332 |
| Pass attempts-completions-interceptions..... | 60-36-3 | 31-23-0 |
| Sacks against-yards lost..... | 1-2 | 0-0 |
| Punts-average..... | 3-39.3 | 1-49.0 |
| Punt returns-yards..... | 1-7 | 2-9 |
| Kickoff returns-yards..... | 4-109 | 1-19 |
| Penalties-yards..... | 10-88 | 3-23 |
| Fumbles-lost..... | 0-0 | 2-2 |
| Time of possession..... | 31:58 | 28:02 |

RUSHING

| PHIL. | ATT | YDS | LG | TD | CIN. | ATT | YDS | LG | TD |
|-------------|-----|-----|----|----|------------|-----|-----|----|----|
| W.Smallwood | 8 | 19 | 9 | 0 | R.Burkhead | 8 | 38 | 16 | 0 |
| C.Wentz | 3 | 16 | 10 | 0 | J.Hill | 23 | 33 | 7 | 1 |
| D.Sproles | 7 | 14 | 5 | 1 | A.Dalton | 2 | 9 | 10 | 0 |
| N.Agholor | 1 | 4 | 4 | 0 | | | | | |
| TOTALS | 19 | 53 | 10 | 1 | TOTALS | 33 | 80 | 16 | 1 |

PASSING

| PHIL. | ATT | CMP | YDS | TD-I | CIN. | ATT | CMP | YDS | TD-I |
|---------|-----|-----|-----|------|----------|-----|-----|-----|------|
| C.Wentz | 60 | 36 | 308 | 1-3 | A.Dalton | 31 | 23 | 332 | 2-0 |
| TOTALS | 60 | 36 | 308 | 1-3 | TOTALS | 31 | 23 | 332 | 2-0 |

RECEIVING

| PHIL. | NO | YDS | LG | TD | CIN. | NO | YDS | LG | TD |
|-----------------|----|-----|----|----|------------|----|-----|----|----|
| Z.Ertz | 9 | 79 | 20 | 1 | B.LaFell | 5 | 95 | 44 | 1 |
| P.Turner | 6 | 80 | 41 | 0 | T.Boyd | 4 | 66 | 29 | 0 |
| D.Sproles | 6 | 35 | 8 | 0 | R.Burkhead | 4 | 28 | 10 | 0 |
| T.Burton | 5 | 53 | 15 | 0 | C.Core | 2 | 58 | 50 | 0 |
| D.Green-Beckham | 4 | 29 | 12 | 0 | T.Eifert | 2 | 25 | 13 | 1 |
| N.Agholor | 4 | 23 | 8 | 0 | J.Wright | 2 | 20 | 15 | 0 |
| C.Wentz | 1 | 7 | 7 | 0 | J.Hill | 2 | 12 | 8 | 0 |
| K.Barner | 1 | 2 | 2 | 0 | A.Erickson | 1 | 16 | 16 | 0 |
| | | | | | J.Fisher | 1 | 12 | 12 | 0 |
| TOTALS | 36 | 208 | 41 | 1 | TOTALS | 23 | 332 | 50 | 2 |

DEFENSE

Philadelphia (press box stats) — ST-AT-TT: L.McKelvin 7-2-9, B.Graham 6-3-9, N.Bradham 5-3-8, R.McLeod 3-4-7, J.Watkins 5-1-6, M.Jenkins 0-5-5, N.Carroll 2-2-4, J.Hicks 2-1-3, C.Barwin 1-2-3, J.Mills 2-0-2, B.Allen 0-2-2, F.Cox 0-2-2, M.Smith 1-0-1, V.Curry 0-1-1. SKS.-YDS.: None. INT.-YDS.: None. PD: F.Cox 1. FF: N.Bradham 1, B.Logan 1. FR-YDS.: M.Kendricks 1-15, B.Logan 1-0.

Cincinnati (press box stats) — ST-AT-TT: V.Burfict 10-5-15, A.Jones 9-0-9, K.Dansby 3-2-5, S.Williams 3-2-5, G.Iloka 2-3-5, D.Dennard 3-1-4, C.Dunlap 0-4-4, D.Kirkpatrick 3-0-3, V.Rey 2-1-3, P.Sims 2-1-3, M.Hunt 1-1-2, M.Johnson 1-0-1, G.Atkins 0-1-1, W.Clarke 0-1-1, R.Mauluga 0-1-1, D.Peko 0-1-1, J.Shaw 0-1-1, D.Williams 0-1-1. SKS.-YDS.: C.Dunlap 0-5-1, D.Williams 0-5-1. INT.-YDS.: V.Burfict 2-54, S.Williams 1-1. PD: V.Burfict 4, C.Dunlap 4, G.Iloka 3, D.Peko 1, V.Rey 1, J.Shaw 1, S.Williams 1. FF: None. FR-YDS.: None.

WEEK 14, GAME 13

Cincinnati Bengals 23, Cleveland Browns 10
Sunday, Dec. 11, 2016 at FirstEnergy Stadium

The Bengals ran their record in the "Battle of Ohio" series to 48-39, extending to nine games the largest margin in series history. Cincinnati scored TDs on its first two possessions on a windy and snowy day, and the Bengals added a second-quarter TD for a 20-0 intermission lead. The winless Browns showed signs of life in the second half, closing to within 20-10 early in the fourth quarter, but the game's only other score was a 44-yard FG by Cincinnati K Mike Nugent with 8:38 to play. The Bengals rushed for 213 yards, their second-highest total of the season, behind only 271 yards in their home win over Cleveland. QB Andy Dalton posted a 112.2 passer rating, with two TDs to TE Tyler Eifert, as the Bengals improved to 5-7-1 and remained alive for the postseason. The Browns fell to 0-13.

| SCORE BY PERIODS | 1 | 2 | 3 | 4 | OT | PTS. |
|------------------|----|---|---|---|----|------|
| Cincinnati..... | 13 | 7 | 0 | 3 | — | 23 |
| Cleveland..... | 0 | 0 | 7 | 3 | — | 10 |

| TEAM — SCORING PLAY | QTR-LEFT |
|---|----------|
| Cin. — T.Eifert 14 pass from A.Dalton (M.Nugent kick) | 1-12:21 |
| Cin. — J.Hill 1 run (kick failed) | 1-6:27 |
| Cin. — T.Eifert 5 pass from A.Dalton (M.Nugent kick) | 2-5:06 |
| Cle. — R.Griffin 1 run (C.Parkey kick) | 3-8:11 |
| Cle. — C.Parkey 30 field goal | 4-14:14 |
| Cin. — M.Nugent 44 field goal | 4-8:38 |

Missed FGs: M.Nugent (36WR). Attendance: 60,028. Time: 2:54.

| TEAM STATISTICS | CIN. | CLE. |
|--|---------|---------|
| First downs..... | 21 | 13 |
| Third down conversions-attempts..... | 8-15 | 6-14 |
| Total net yards..... | 360 | 254 |
| Net yards rushing..... | 213 | 169 |
| Net yards passing..... | 147 | 85 |
| Pass attempts-completions-interceptions..... | 28-20-0 | 28-12-1 |
| Sacks against-yards lost..... | 4-33 | 3-19 |
| Punts-average..... | 5-49.6 | 6-46.0 |
| Punt returns-yards..... | 3-47 | 0-0 |
| Kickoff returns-yards..... | 3-53 | 4-61 |
| Penalties-yards..... | 6-43 | 5-34 |
| Fumbles-lost..... | 1-0 | 0-0 |
| Time of possession..... | 34:53 | 25:07 |

| RUSHING | | | | | | | | | |
|------------|-----|-----|----|----|-----------|-----|-----|----|----|
| CIN. | ATT | YDS | LG | TD | CLE. | ATT | YDS | LG | TD |
| J.Hill | 25 | 111 | 11 | 1 | I.Crowell | 10 | 113 | 42 | 0 |
| R.Burkhead | 9 | 45 | 11 | 0 | R.Griffin | 7 | 31 | 7 | 1 |
| T.Boyd | 2 | 40 | 39 | 0 | D.Johnson | 4 | 24 | 21 | 0 |
| A.Dalton | 2 | 17 | 9 | 0 | C.Coleman | 1 | 1 | 1 | 0 |
| TOTALS | 38 | 213 | 39 | 1 | TOTALS | 22 | 169 | 42 | 1 |

| PASSING | | | | | | | | | |
|----------|-----|-----|-----|------|-----------|-----|-----|-----|------|
| CIN. | ATT | CMP | YDS | TD-I | CLE. | ATT | CMP | YDS | TD-I |
| A.Dalton | 28 | 20 | 180 | 2-0 | R.Griffin | 28 | 12 | 104 | 0-1 |
| TOTALS | 28 | 20 | 180 | 2-0 | TOTALS | 28 | 12 | 104 | 0-1 |

| RECEIVING | | | | | | | | | |
|------------|----|-----|----|----|------------|----|-----|----|----|
| CIN. | NO | YDS | LG | TD | CLE. | NO | YDS | LG | TD |
| T.Boyd | 6 | 49 | 11 | 0 | G.Barnidge | 3 | 27 | 13 | 0 |
| T.Eifert | 5 | 48 | 14 | 2 | C.Coleman | 3 | 26 | 15 | 0 |
| J.Hill | 3 | 31 | 18 | 0 | D.Johnson | 1 | 21 | 21 | 0 |
| B.LaFell | 3 | 22 | 11 | 0 | S.DeValve | 1 | 11 | 11 | 0 |
| A.Erickson | 1 | 16 | 16 | 0 | R.Telfer | 1 | 7 | 7 | 0 |
| C.Core | 1 | 8 | 8 | 0 | I.Crowell | 1 | 5 | 5 | 0 |
| R.Burkhead | 1 | 6 | 6 | 0 | A.Hawkins | 1 | 4 | 4 | 0 |
| | | | | | T.Pryor | 1 | 3 | 3 | 0 |
| TOTALS | 20 | 180 | 18 | 2 | TOTALS | 12 | 104 | 21 | 0 |

DEFENSE
Cincinnati (press box stats) — ST-AT-TT: K.Dansby 11-1-12, G.Atkins 4-1-5, S.Williams 4-0-4, A.Jones 3-0-3, D.Kirkpatrick 3-0-3, G.Iloka 2-1-3, V.Rey 1-1-2, V.Burfict 1-0-1, C.Dunlap 1-0-1, N.Vigil 1-0-1, D.Williams 1-0-1, M.Johnson 0-1-1, J.Shaw 0-1-1. SKS.-YDS.: G.Atkins 2-19, K.Dansby 1-0. INT.-YDS.: G.Iloka 1-21. PD: G.Iloka 1, M.Johnson 1, S.Williams 1. FF: None. FR-YDS.: None.

Cleveland (press box stats) — ST-AT-TT: J.Collins 13-2-15, D.Davis 5-2-7, D.Shelton 5-2-7, J.Haden 4-2-6, E.Ogbah 3-3-6, J.Taylor 5-0-5, I.Campbell 2-2-4, B.Boddy-Calhoun 3-0-3, J.Meder 3-0-3, T.Williams 3-0-3, C.Johnson 1-2-3, C.Kirksey 1-2-3, S.Paea 0-3-3, C.Nassib 1-0-1, E.Reynolds 1-0-1. SKS.-YDS.: E.Ogbah 1.5-12.5, C.Johnson 1-10, J.Collins 1-8, S.Paea 0.5-2.5. INT.-YDS.: None. PD: None. FF: C.Johnson 1. FR-YDS.: None.

WEEK 15, GAME 14

Pittsburgh Steelers 24, Cincinnati Bengals 20
Sunday, Dec. 18, 2016 at Paul Brown Stadium

The Bengals led the Steelers by 17-3 early in the second quarter and by 20-9 at halftime, but they fell victim to a season-long trend of reduced production in the second half. The Steelers won the second half by 15-0 and limited Cincinnati to 38 net yards after intermission. The loss eliminated the Bengals from playoff contention, ending a streak of five consecutive years qualifying for postseason play. Even had the Bengals won the game, results elsewhere in the league would have ended their playoff hopes. Steelers K Chris Boswell booted five FGs, second-most ever in a game by a Bengals opponent. The Bengals fell to 5-8-1, and the Steelers improved to 9-5.

| SCORE BY PERIODS | 1 | 2 | 3 | 4 | OT | PTS. |
|------------------|----|----|---|---|----|------|
| Pittsburgh..... | 3 | 6 | 6 | 9 | — | 24 |
| Cincinnati..... | 10 | 10 | 0 | 0 | — | 20 |

| TEAM — SCORING PLAY | QTR-LEFT |
|--|----------|
| Cin. — R.Bullock 23 field goal | 1-7:39 |
| Pitt. — C.Boswell 45 field goal | 1-3:42 |
| Cin. — A.Dalton 1 run (R.Bullock kick) | 1-0:00 |
| Cin. — J.Hill 4 run (R.Bullock kick) | 2-9:02 |
| Pitt. — C.Boswell 49 field goal | 2-5:25 |
| Cin. — R.Bullock 22 field goal | 2-2:51 |
| Pitt. — C.Boswell 49 field goal | 2-0:06 |
| Pitt. — C.Boswell 40 field goal | 3-10:38 |
| Pitt. — C.Boswell 49 field goal | 3-2:05 |
| Pitt. — C.Boswell 30 field goal | 4-12:25 |
| Pitt. — E.Rogers 24 pass from B.Roethlisberger (pass failed) | 4-7:29 |

Missed FGs: None. Attendance: 62,096. Time: 3:15.

| TEAM STATISTICS | PITT. | CIN. |
|--|---------|---------|
| First downs..... | 26 | 19 |
| Third down conversions-attempts..... | 5-13 | 6-12 |
| Total net yards..... | 382 | 222 |
| Net yards rushing..... | 97 | 76 |
| Net yards passing..... | 285 | 146 |
| Pass attempts-completions-interceptions..... | 36-21-0 | 27-16-1 |
| Sacks against-yards lost..... | 1-1 | 1-11 |
| Punts-average..... | 1-40.0 | 3-47.0 |
| Punt returns-yards..... | 1-5 | 0-0 |
| Kickoff returns-yards..... | 3-76 | 5-166 |
| Penalties-yards..... | 7-104 | 8-86 |
| Fumbles-lost..... | 1-0 | 0-0 |
| Time of possession..... | 32:32 | 27:28 |

| RUSHING | | | | | | | | | |
|------------------|-----|-----|----|----|------------|-----|-----|----|----|
| PITT. | ATT | YDS | LG | TD | CIN. | ATT | YDS | LG | TD |
| L.Bell | 23 | 93 | 12 | 0 | J.Hill | 20 | 43 | 12 | 1 |
| S.Coates | 2 | 9 | 15 | 0 | R.Burkhead | 7 | 32 | 10 | 0 |
| B.Roethlisberger | 4 | -5 | 0 | 0 | A.Dalton | 1 | 1 | 1 | 1 |
| TOTALS | 29 | 97 | 15 | 0 | TOTALS | 28 | 76 | 12 | 2 |

| PASSING | | | | | | | | | |
|------------------|-----|-----|-----|------|----------|-----|-----|-----|------|
| PITT. | ATT | CMP | YDS | TD-I | CIN. | ATT | CMP | YDS | TD-I |
| B.Roethlisberger | 36 | 21 | 286 | 1-0 | A.Dalton | 27 | 16 | 157 | 0-1 |
| TOTALS | 36 | 21 | 286 | 1-0 | TOTALS | 27 | 16 | 157 | 0-1 |

| RECEIVING | | | | | | | | | |
|------------|----|-----|----|----|------------|----|-----|----|----|
| PITT. | NO | YDS | LG | TD | CIN. | NO | YDS | LG | TD |
| E.Rogers | 5 | 75 | 28 | 1 | B.LaFell | 7 | 91 | 25 | 0 |
| L.Green | 5 | 72 | 28 | 0 | R.Burkhead | 2 | 18 | 18 | 0 |
| L.Bell | 5 | 38 | 10 | 0 | C.Core | 2 | 13 | 10 | 0 |
| A.Brown | 3 | 58 | 32 | 0 | T.Boyd | 2 | 13 | 8 | 0 |
| C.Hamilton | 1 | 21 | 21 | 0 | T.Eifert | 1 | 9 | 9 | 0 |
| D.Johnson | 1 | 12 | 12 | 0 | J.Hill | 1 | 8 | 8 | 0 |
| S.Coates | 1 | 10 | 10 | 0 | J.Wright | 1 | 5 | 5 | 0 |
| TOTALS | 21 | 286 | 32 | 1 | TOTALS | 16 | 157 | 25 | 0 |

DEFENSE
Pittsburgh (press box stats) — ST-AT-TT: J.Harrison 4-5-9, L.Timmons 5-3-8, S.Davis 4-2-6, M.Mitchell 4-2-6, R.Shazier 3-2-5, A.Burns 2-1-3, B.Dupree 2-1-3, D.McCullers 2-1-3, R.Cockrell 1-2-3, W.Gay 1-1-2, R.Mathews 1-1-2, S.Tuitt 1-0-1, J.Hargrave 0-1-1. SKS.-YDS.: R.Shazier 1-11. INT.-YDS.: L.Timmons 1-16. PD: A.Burns 2, R.Cockrell 1, R.Shazier 1, L.Timmons 1. FF: None. FR-YDS.: None.
Cincinnati (press box stats) — ST-AT-TT: V.Burfict 2-7-9, S.Williams 5-3-8, C.Dunlap 3-4-7, J.Shaw 3-2-5, P.Sims 0-5-5, G.Iloka 2-2-4, D.Peko 2-2-4, K.Dansby 0-4-4, A.Jones 2-1-3, N.Vigil 2-1-3, G.Atkins 1-2-3, R.Mauluga 1-2-3, V.Rey 1-2-3, M.Hunt 0-3-3, D.Kirkpatrick 1-1-2, M.Johnson 1-0-1, D.Dennard 0-1-1. SKS.-YDS.: G.Atkins 1-1. INT.-YDS.: None. PD: A.Jones 2, V.Burfict 1, C.Dunlap 1, D.Kirkpatrick 1, J.Shaw 1. FF: None. FR-YDS.: None.

WEEK 16, GAME 15

Houston Texans 12, Cincinnati Bengals 10
Saturday night, Dec. 24, 2016 at NRG Stadium

The Bengals drove 60 yards in 12 plays as the clock wound down in the fourth quarter at Houston, setting up a 43-yard FG attempt that could have won the game for them on the final play. But K Randy Bullock's try sailed wide right, and Houston escaped with a two-point win that clinched the AFC South Division title for the Texans. Ironically, Bullock had made a 43-yard FG on the last play of the first half, the first score of the game. The Bengals took a 10-6 lead early in the fourth quarter when WR Brandon LaFell took a short pass from QB Andy Dalton and turned it into an 86-yard sprint for a TD. It was the longest completion of Dalton's career and the longest by a Bengal since 1995. But after the LaFell score, the Texans struck back on their next possession for a 75-yard, four-play TD drive. Bengals DE Margus Hunt blocked Houston's PAT try, keeping the Bengals within a FG of re-taking the lead, but the opportunity proved moot when Bullock's kick at the gun was wide. The Bengals fell to 5-9-1 on the season, and Houston improved to 9-6.

| SCORE BY PERIODS | 1 | 2 | 3 | 4 | OT | PTS. |
|------------------|---|---|---|---|----|------|
| Cincinnati..... | 0 | 3 | 0 | 7 | — | 10 |
| Houston..... | 0 | 0 | 3 | 9 | — | 12 |

| TEAM — SCORING PLAY | QTR.-LEFT |
|--|-----------|
| Cin. — R.Bullock 43 field goal | 2-0:00 |
| Hou. — N.Novak 25 field goal | 3-9:05 |
| Hou. — N.Novak 22 field goal | 4-13:31 |
| Cin. — B.LaFell 86 pass from A.Dalton (R.Bullock kick) | 4-10:45 |
| Hou. — A.Blue 24 run (kick blocked) | 4-8:41 |

Missed FGs: R.Bullock (43WR). Attendance: 71,836. Time: 2:43.

| TEAM STATISTICS | CIN. | HOU. |
|---|---------|---------|
| First downs | 15 | 17 |
| Third down conversions-attempts | 7-16 | 4-14 |
| Total net yards | 294 | 250 |
| Net yards rushing | 50 | 95 |
| Net yards passing | 244 | 155 |
| Pass attempts-completions-interceptions | 41-28-1 | 29-18-0 |
| Sacks against-yards lost | 3-24 | 4-21 |
| Punts-average | 8-45.8 | 8-46.4 |
| Punt returns-yards | 7-15 | 4-32 |
| Kickoff returns-yards | 4-107 | 0-0 |
| Penalties-yards | 6-60 | 3-25 |
| Fumbles-lost | 1-0 | 1-0 |
| Time of possession | 28:54 | 31:06 |

RUSHING

| CIN. | ATT | YDS | LG | TD | HOU. | ATT | YDS | LG | TD |
|------------|-----|-----|----|----|----------|-----|-----|-----|----|
| R.Burkhead | 12 | 42 | 9 | 0 | A.Blue | 21 | 73 | 24t | 1 |
| J.Hill | 7 | 8 | 4 | 0 | T.Savage | 1 | 11 | 11 | 0 |
| | | | | | A.Hunt | 1 | 6 | 6 | 0 |
| | | | | | J.Prosch | 1 | 5 | 5 | 0 |
| TOTALS | 19 | 50 | 9 | 0 | TOTALS | 24 | 95 | 24t | 1 |

PASSING

| CIN. | ATT | CMP | YDS | TD-I | HOU. | ATT | CMP | YDS | TD-I |
|----------|-----|-----|-----|------|----------|-----|-----|-----|------|
| A.Dalton | 41 | 28 | 268 | 1-1 | T.Savage | 29 | 18 | 176 | 0-0 |
| TOTALS | 41 | 28 | 268 | 1-1 | TOTALS | 29 | 18 | 176 | 0-0 |

RECEIVING

| CIN. | NO | YDS | LG | TD | HOU. | NO | YDS | LG | TD |
|------------|----|-----|-----|----|---------------|----|-----|----|----|
| C.Core | 8 | 39 | 9 | 0 | C.Fiedorowicz | 4 | 42 | 14 | 0 |
| B.LaFell | 6 | 130 | 86t | 1 | A.Blue | 4 | 17 | 5 | 0 |
| C.Uzomah | 5 | 28 | 8 | 0 | D.Hopkins | 3 | 43 | 21 | 0 |
| R.Burkhead | 4 | 25 | 11 | 0 | W.Fuller | 3 | 39 | 19 | 0 |
| T.Boyd | 2 | 25 | 21 | 0 | A.Hunt | 2 | 28 | 24 | 0 |
| R.Hewitt | 1 | 8 | 8 | 0 | K.Mumphery | 2 | 7 | 5 | 0 |
| J.Wright | 1 | 8 | 8 | 0 | | | | | |
| A.Erickson | 1 | 5 | 5 | 0 | | | | | |
| TOTALS | 28 | 268 | 86t | 1 | TOTALS | 18 | 176 | 24 | 0 |

DEFENSE

Cincinnati (press box stats) — ST-AT-TT: K.Dansby 5-5-10, V.Rey 3-4-7, G.Iloka 3-3-6, M.Johnson 2-2-4, D.Peko 1-3-4, G.Atkins 3-0-3, S.Williams 3-0-3, W.Gilberry 2-1-3, P.Sims 2-1-3, W.Clarke 2-0-2, A.Jones 2-0-2, R.Mauluga 2-0-2, N.Vigil 2-0-2, D.Dennard 1-0-1, C.Dunlap 1-0-1, D.Kirkpatrick 1-0-1, J.Shaw 1-0-1, M.Hunt 0-1-1. SKS.-YDS.: W.Gilberry 1.5-8.5, G.Atkins 1-7, W.Clarke 1-3, M.Johnson 0.5-2.5. INT.-YDS.: None. PD: V.Rey 2, K.Dansby 1, D.Kirkpatrick 1. FF: C.Dunlap 1. FR-YDS.: None.

Houston (press box stats) — ST-AT-TT: A.Bouye 9-0-9, B.McKinney 5-2-7, A.Hal 4-3-7, Q.Demps 3-4-7, B.Cushing 3-2-5, W.Mercilus 3-0-3, C.Moore 3-0-3, K.Jackson 2-1-3, E.Pleasant 2-1-3, J.Clowney 1-2-3, J.Joseph 2-0-2, C.Covington 0-2-2, D.Reader 0-2-2, A.Smith 1-0-1, V.Wilfork 1-0-1, J.Simon 0-1-1. SKS.-YDS.: W.Mercilus 2-14, J.Clowney 1-10. INT.-YDS.: Q.Demps 1-0. PD: A.Bouye 3, Q.Demps 1. FF: None. FR-YDS.: None.

WEEK 17, GAME 16

Cincinnati Bengals 27, Baltimore Ravens 10
Sunday, Jan. 1, 2017 at Paul Brown Stadium

The Bengals won their final regular-season home game for the fifth straight year and the ninth in the last 10. The Bengals had TD drives of 59 and 60 yards on their first two possessions, and a pair of K Randy Bullock FGs helped push Cincinnati to a 20-3 halftime lead. The Bengals played with most of their top skill-position players on the injured list, but HB Rex Burkhead had career highs in rushing yards (119) and yards from scrimmage (144) and rookie WR Cody Core had a team-best 82 receiving yards. LB Karlos Dansby's 11 tackles, plus INTs by S Shawn Williams and CB KeiVarae Russell, led the defense. The Bengals finished the season allowing fewer than 20 points in six of the last seven games, with an average yield of 15.0 for the seven games. The Bengals finished the season at 6-9-1 while dropping the Ravens to 8-8.

| SCORE BY PERIODS | 1 | 2 | 3 | 4 | OT | PTS. |
|------------------|----|---|---|---|----|------|
| Baltimore | 3 | 0 | 0 | 7 | — | 10 |
| Cincinnati | 14 | 6 | 0 | 7 | — | 27 |

| TEAM — SCORING PLAY | QTR.-LEFT |
|---|-----------|
| Cin. — R.Burkhead 5 run (R.Bullock kick) | 1-10:17 |
| Balt. — J.Tucker 30 field goal | 1-3:12 |
| Cin. — C.Uzomah 1 pass from A.Dalton (R.Bullock kick) | 1-0:00 |
| Cin. — R.Bullock 23 field goal | 2-6:09 |
| Cin. — R.Bullock 24 field goal | 2-0:03 |
| Balt. — K.Dixon 1 run (J.Tucker kick) | 4-8:37 |
| Cin. — R.Burkhead 5 run (R.Bullock kick) | 4-2:20 |

Missed FGs: None. Attendance: 54,944. Time: 2:50.

| TEAM STATISTICS | BALT. | CIN. |
|---|---------|---------|
| First downs | 22 | 25 |
| Third down conversions-attempts | 8-16 | 1-8 |
| Total net yards | 335 | 371 |
| Net yards rushing | 72 | 153 |
| Net yards passing | 263 | 218 |
| Pass attempts-completions-interceptions | 51-33-2 | 28-18-0 |
| Sacks against-yards lost | 3-16 | 1-8 |
| Punts-average | 4-43.8 | 5-49.4 |
| Punt returns-yards | 3-38 | 2-15 |
| Kickoff returns-yards | 2-19 | 1-14 |
| Penalties-yards | 4-41 | 2-20 |
| Fumbles-lost | 0-0 | 1-0 |
| Time of possession | 29:18 | 30:42 |

RUSHING

| BALT. | ATT | YDS | LG | TD | CIN. | ATT | YDS | LG | TD |
|-------------|-----|-----|----|----|------------|-----|-----|----|----|
| K.Dixon | 10 | 44 | 12 | 1 | R.Burkhead | 27 | 119 | 17 | 2 |
| T.West | 5 | 18 | 11 | 0 | C.Peerman | 6 | 15 | 4 | 0 |
| M.Campanaro | 1 | 10 | 10 | 0 | T.Boyd | 1 | 15 | 15 | 0 |
| | | | | | A.Dalton | 4 | 4 | 5 | 0 |
| TOTALS | 16 | 72 | 12 | 1 | TOTALS | 38 | 153 | 17 | 2 |

PASSING

| BALT. | ATT | CMP | YDS | TD-I | CIN. | ATT | CMP | YDS | TD-I |
|-----------|-----|-----|-----|------|----------|-----|-----|-----|------|
| J.Flacco | 49 | 32 | 267 | 0-1 | A.Dalton | 28 | 18 | 226 | 1-0 |
| R.Mallett | 2 | 1 | 12 | 0-1 | | | | | |
| TOTALS | 51 | 33 | 279 | 0-2 | TOTALS | 28 | 18 | 226 | 1-0 |

RECEIVING

| BALT. | NO | YDS | LG | TD | CIN. | NO | YDS | LG | TD |
|------------|----|-----|----|----|------------|----|-----|----|----|
| D.Pitta | 11 | 91 | 16 | 0 | B.LaFell | 7 | 67 | 17 | 0 |
| B.Perriman | 4 | 62 | 39 | 0 | C.Core | 4 | 82 | 31 | 0 |
| M.Wallace | 4 | 33 | 11 | 0 | C.Uzomah | 3 | 13 | 7 | 1 |
| T.West | 4 | 17 | 8 | 0 | T.Boyd | 2 | 39 | 26 | 0 |
| S.Smith | 3 | 34 | 14 | 0 | R.Burkhead | 2 | 25 | 13 | 0 |
| K.Dixon | 3 | 19 | 12 | 0 | | | | | |
| K.Aiken | 2 | 22 | 13 | 0 | | | | | |
| K.Juszczak | 2 | 1 | 4 | 0 | | | | | |
| TOTALS | 33 | 279 | 39 | 0 | TOTALS | 18 | 226 | 31 | 1 |

DEFENSE

Baltimore (press box stats) — ST-AT-TT: C.Mosley 2-10-12, L.Webb 4-3-7, M.Pierce 3-4-7, P.Onwuasor 0-6-6, A.McClellan 2-2-4, J.Powers 2-2-4, S.Wright 2-2-4, T.Young 2-2-4, M.Judon 0-4-4, E.Wedde 0-4-4, B.Beyer 2-1-3, E.Dumervil 2-1-3, B.Williams 2-1-3, Z.Smith 1-2-3, T.Suggs 2-0-2, T.Jernigan 1-0-1, L.Guy 0-1-1, C.Lewis-Harris 0-1-1. SKS.-YDS.: E.Dumervil 1-8. INT.-YDS.: None. PD: E.Wedde 1. FF: None. FR-YDS.: None.

Cincinnati (press box stats) — ST-AT-TT: K.Dansby 6-5-11, G.Iloka 4-4-8, S.Williams 6-1-7, V.Rey 4-3-7, A.Jones 5-1-6, N.Vigil 4-2-6, D.Kirkpatrick 3-3-6, D.Dennard 1-2-3, W.Gilberry 1-1-2, M.Johnson 1-1-2, J.Shaw 0-2-2, C.Dunlap 1-0-1, D.Peko 1-0-1, D.Smith 1-0-1, G.Atkins 0-1-1, P.Sims 0-1-1. SKS.-YDS.: W.Gilberry 1-12, C.Dunlap 1-1, G.Atkins 0.5-1.5, P.Sims 0.5-1.5. INT.-YDS.: K.Russell 1-0, S.Williams 1-0. PD: W.Clarke 1, K.Dansby 1, D.Kirkpatrick 1, V.Rey 1, K.Russell 1, N.Vigil 1, S.Williams 1. FF: None. FR-YDS.: None.

2016 PRESEASON STATISTICS

RECORD: 1-3

| DATE | W-L | SCORE | OPPONENT | ATTENDANCE |
|------|-----|-------|-----------------|------------|
| 8-12 | L | 16-17 | MINNESOTA | 50,737 |
| 8-18 | W | 30-14 | at Detroit | 58,709 |
| 8-28 | L | 21-26 | at Jacksonville | 59,812 |
| 9-1 | L | 10-13 | INDIANAPOLIS | 55,184 |

| TEAM STATISTICS | | BENGALS | OPPONENTS |
|--------------------|-------|---------|-----------|
| TOTAL FIRST DOWNS | | 74 | 66 |
| Rushing | | 27 | 13 |
| Passing | | 40 | 47 |
| Penalty | | 7 | 6 |
| 3rd Down: Made-Att | | 24-54 | 25-57 |
| 3rd Down Pct. | | 44.4 | 43.9 |
| 4th Down: Made-Att | | 1-3 | 3-3 |
| 4th Down Pct. | | 33.3 | 100.0 |
| POSSESSION AVG. | | 30:32 | 29:28 |
| TOTAL NET YARDS | | 1203 | 1237 |
| Avg. Per Game | | 300.8 | 309.3 |
| Total Plays | | 250 | 242 |
| Avg. Per Play | | 4.8 | 5.1 |
| NET YARDS RUSHING | | 348 | 311 |
| Avg. Per Game | | 87.0 | 77.8 |
| Total Rushes | | 111 | 101 |
| NET YARDS PASSING | | 855 | 926 |
| Avg. Per Game | | 213.8 | 231.5 |
| Sacked-Yards Lost | | 7-48 | 2-12 |
| Gross Yards | | 903 | 938 |
| Att.-Completions | | 132-77 | 139-92 |
| Completion Pct. | | 58.3 | 66.2 |
| Had Intercepted | | 4 | 4 |
| PUNTS-AVG. | | 19-41.7 | 20-45.4 |
| Net Punting Avg. | | 19-34.6 | 20-33.4 |
| PENALTIES-YARDS | | 25-182 | 31-226 |
| FUMBLES-BALLS LOST | | 3-1 | 5-2 |
| TOUCHDOWNS | | 10 | 7 |
| Rushing | | 3 | 3 |
| Passing | | 5 | 3 |
| Returns | | 2 | 1 |

| SCORE BY PERIODS | 1 | 2 | 3 | 4 | OT | PTS |
|------------------|----|----|----|----|----|-----|
| BENGALS..... | 14 | 27 | 10 | 26 | 0 | 77 |
| OPPONENTS | 3 | 16 | 18 | 33 | 0 | 70 |

| SCORING | TD | TD-R | TD-P | TD-RT | K-PAT | FG | S | PTS |
|----------------------|----|------|------|-------|-------|-----|---|-----|
| Alex Erickson | 3 | 0 | 2 | 1 | — | — | 0 | 18 |
| Mike Nugent..... | 0 | 0 | 0 | 0 | 7-8 | 3-5 | 0 | 16 |
| Jeremy Hill..... | 2 | 2 | 0 | 0 | — | — | 0 | 12 |
| Giovani Bernard..... | 1 | 0 | 1 | 0 | — | — | 0 | 6 |
| Tyler Boyd..... | 1 | 0 | 1 | 0 | — | — | 0 | 6 |
| Alonzo Russell..... | 1 | 0 | 1 | 0 | — | — | 0 | 6 |
| Derron Smith..... | 1 | 0 | 0 | 1 | — | — | 0 | 6 |
| Keith Wenning..... | 1 | 1 | 0 | 0 | — | — | 0 | 6 |
| Zach Hocker..... | 0 | 0 | 0 | 0 | 1-1 | 0-0 | 0 | 1 |
| BENGALS..... | 10 | 3 | 5 | 2 | 8-9 | 3-5 | 0 | 77 |
| OPPONENTS..... | 7 | 3 | 3 | 1 | 4-4 | 6-6 | 0 | 70 |

Two-point conversions: None. BENGALS 0-1 (0-0 R, 0-1 P), OPPONENTS 3-3 (2-2 R, 1-1 P).

Sack-yards: Carlos Dunlap 1-10, Geno Atkins 1-2. BENGALS 2-12, OPPONENTS 7-48.

Fumbles-lost: Tra Carson 1-1, Bronson Hill 1-0, T.J. Johnson 1-0. BENGALS 3-1, OPPONENTS 5-2.

| RUSHING | ATT | YDS | AVG | LG | TD |
|----------------------|-----|-----|------|----|----|
| Tra Carson..... | 35 | 85 | 2.4 | 19 | 0 |
| Bronson Hill..... | 21 | 54 | 2.6 | 21 | 0 |
| Jeremy Hill..... | 14 | 53 | 3.8 | 10 | 2 |
| Giovani Bernard..... | 12 | 50 | 4.2 | 11 | 0 |
| Rex Burkhead..... | 4 | 42 | 10.5 | 18 | 0 |
| Keith Wenning..... | 4 | 27 | 6.8 | 14 | 1 |
| AJ McCarron..... | 3 | 16 | 5.3 | 11 | 0 |
| Alex Erickson..... | 2 | 11 | 5.5 | 8 | 0 |
| Cedric Peerman..... | 14 | 7 | 0.5 | 5 | 0 |
| Andy Dalton..... | 1 | 4 | 4.0 | 4 | 0 |
| Joe Licata..... | 1 | -1 | -1.0 | -1 | 0 |
| BENGALS..... | 111 | 348 | 3.1 | 21 | 3 |
| OPPONENTS..... | 101 | 311 | 3.1 | 24 | 3 |

| RECEIVING | REC | YDS | AVG | LG | TD |
|------------------|-----|-----|------|----|----|
| Cody Core | 8 | 135 | 16.9 | 53 | 0 |
| Alex Erickson | 7 | 77 | 11.0 | 22 | 2 |
| A.J. Green | 6 | 53 | 8.8 | 15 | 0 |
| Tyler Boyd | 5 | 92 | 18.4 | 40 | 1 |
| Matt Lengel | 5 | 48 | 9.6 | 21 | 0 |
| James Wright | 5 | 39 | 7.8 | 11 | 0 |
| Bronson Hill | 5 | 21 | 4.2 | 7 | 0 |
| Jake Kumerow | 4 | 67 | 16.8 | 23 | 0 |
| Brandon Tate | 4 | 49 | 12.3 | 20 | 0 |
| Tra Carson | 4 | 42 | 10.5 | 15 | 0 |
| Giovani Bernard | 4 | 37 | 9.3 | 19 | 1 |
| Rex Burkhead | 3 | 31 | 10.3 | 12 | 0 |
| Alonzo Russell | 3 | 25 | 8.3 | 15 | 1 |
| Cedric Peerman | 3 | 15 | 5.0 | 7 | 0 |
| Rashaun Simonise | 2 | 64 | 32.0 | 47 | 0 |
| Antwane Grant | 2 | 30 | 15.0 | 16 | 0 |
| Jeremy Hill | 2 | 29 | 14.5 | 28 | 0 |
| Andrew Bonnet | 1 | 15 | 15.0 | 15 | 0 |
| Mario Alford | 1 | 14 | 14.0 | 14 | 0 |
| C.J. Uzomah | 1 | 10 | 10.0 | 10 | 0 |
| Brandon LaFell | 1 | 8 | 8.0 | 8 | 0 |
| John Peters | 1 | 2 | 2.0 | 2 | 0 |
| BENGALS | 77 | 903 | 11.7 | 53 | 5 |
| OPPONENTS | 92 | 938 | 10.2 | 49 | 3 |

| INTERCEPTIONS | NO | YDS | AVG | LG | TD |
|--------------------|----|-----|------|----|----|
| Derron Smith | 1 | 60 | 60.0 | 60 | 1 |
| Floyd Raven | 1 | 26 | 26.0 | 26 | 0 |
| Jimmy Wilson | 1 | 3 | 3.0 | 3 | 0 |
| Nick Vigil..... | 1 | 1 | 1.0 | 1 | 0 |
| BENGALS | 4 | 90 | 22.5 | 60 | 1 |
| OPPONENTS | 4 | 63 | 15.8 | 62 | 1 |

| PUNTING | NO | YDS | AVG | NET | TB | IN-20 | LG | BLK. |
|------------------|----|-----|------|------|----|-------|----|------|
| Kevin Huber..... | 19 | 792 | 41.7 | 34.6 | 3 | 6 | 56 | 0 |
| BENGALS | 19 | 792 | 41.7 | 34.6 | 3 | 6 | 56 | 0 |
| OPPONENTS | 20 | 908 | 45.4 | 33.4 | 0 | 9 | 61 | 0 |

| PUNT RETURNS | NO | FC | YDS | AVG | LG | TD |
|--------------------|----|----|-----|------|----|----|
| Alex Erickson..... | 6 | 3 | 185 | 30.8 | 80 | 1 |
| Tyler Boyd..... | 2 | 0 | 30 | 15.0 | 24 | 0 |
| Brandon Tate..... | 2 | 1 | 16 | 8.0 | 10 | 0 |
| Mario Alford..... | 1 | 1 | 9 | 9.0 | 9 | 0 |
| BENGALS..... | 11 | 5 | 240 | 21.8 | 80 | 1 |
| OPPONENTS..... | 8 | 4 | 74 | 9.3 | 20 | 0 |

| KICKOFF RETURNS | NO | YDS | AVG | LG | TD |
|--------------------|----|-----|------|----|----|
| Tony McRae..... | 4 | 106 | 26.5 | 34 | 0 |
| Brandon Tate..... | 4 | 101 | 25.3 | 36 | 0 |
| Mario Alford..... | 1 | 30 | 30.0 | 30 | 0 |
| Rex Burkhead..... | 1 | 30 | 30.0 | 30 | 0 |
| Alex Erickson..... | 1 | 31 | 31.0 | 31 | 0 |
| Bronson Hill..... | 1 | 10 | 10.0 | 10 | 0 |
| BENGALS..... | 12 | 308 | 25.7 | 36 | 0 |
| OPPONENTS..... | 12 | 327 | 27.3 | 39 | 0 |

| FIELD GOALS | 1-19 | 20-29 | 30-39 | 40-49 | 50+ |
|-------------------|------|-------|-------|-------|-----|
| Mike Nugent | 0-0 | 2-2 | 0-0 | 0-2 | 1-1 |
| BENGALS | 0-0 | 2-2 | 0-0 | 0-2 | 1-1 |
| OPPONENTS | 0-0 | 2-2 | 2-2 | 1-1 | 1-1 |

Mike Nugent: (48WR, 23G), (45WL, 50G), (—), (21G).
Opponents: (51G), (24G, 30G), (29G), (46G, 38G).

| PASSING | ATT | CMP | YDS | CMP% | YDS/ATT | TD | TD% | INT | INT% | LG | SKD-YDS | RAT |
|--------------------|-----|-----|-----|------|---------|----|-----|-----|------|----|---------|-------|
| AJ McCarron | 55 | 36 | 422 | 65.5 | 7.67 | 3 | 5.5 | 0 | 0.0 | 53 | 3-18 | 106.8 |
| Keith Wenning..... | 43 | 21 | 212 | 48.8 | 4.93 | 1 | 2.3 | 2 | 4.7 | 22 | 1-5 | 51.7 |
| Andy Dalton..... | 24 | 17 | 187 | 70.8 | 7.79 | 1 | 4.2 | 0 | 0.0 | 28 | 1-4 | 107.5 |
| Joe Licata..... | 10 | 3 | 82 | 30.0 | 8.20 | 0 | 0.0 | 2 | 20.0 | 47 | 2-21 | 21.7 |
| BENGALS..... | 132 | 77 | 903 | 58.3 | 6.84 | 5 | 3.8 | 4 | 3.0 | 53 | 7-48 | 79.2 |
| OPPONENTS..... | 139 | 92 | 938 | 66.2 | 6.75 | 3 | 2.2 | 4 | 2.9 | 49 | 2-12 | 80.6 |

| DEFENSE* | ST | AT | TT | SKS-YDS | INT-YDS | PD | FF | FR-YDS |
|-------------------------|----|----|----|---------|---------|----|----|--------|
| Nick Vigil..... | 8 | 9 | 17 | 0-0 | 1-1 | 1 | 0 | 0-0 |
| Marquis Flowers..... | 13 | 2 | 15 | 0-0 | 0-0 | 0 | 1 | 0-0 |
| Chykie Brown..... | 11 | 4 | 15 | 0-0 | 0-0 | 3 | 0 | 0-0 |
| Trevor Roach..... | 10 | 3 | 13 | 0-0 | 0-0 | 0 | 0 | 0-0 |
| Darius Hillary..... | 9 | 1 | 10 | 0-0 | 0-0 | 0 | 0 | 0-0 |
| Chris Lewis-Harris..... | 9 | 1 | 10 | 0-0 | 0-0 | 0 | 1 | 0-0 |
| DeShawn Williams..... | 3 | 7 | 10 | 0-0 | 0-0 | 1 | 0 | 0-0 |
| Derron Smith..... | 8 | 1 | 9 | 0-0 | 1-60 | 2 | 0 | 0-0 |
| Clayton Fejedelem..... | 7 | 2 | 9 | 0-0 | 0-0 | 0 | 0 | 0-0 |
| Tony McRae..... | 6 | 2 | 8 | 0-0 | 0-0 | 0 | 0 | 0-0 |
| David Dean..... | 5 | 3 | 8 | 0-0 | 0-0 | 0 | 0 | 0-0 |
| P.J. Dawson..... | 4 | 4 | 8 | 0-0 | 0-0 | 0 | 0 | 1-0 |
| Corey Tindal..... | 6 | 1 | 7 | 0-0 | 0-0 | 0 | 0 | 0-0 |
| Floyd Raven..... | 5 | 2 | 7 | 0-0 | 1-26 | 1 | 0 | 0-0 |
| Josh Shaw..... | 3 | 4 | 7 | 0-0 | 0-0 | 0 | 0 | 0-0 |
| Vincent Rey..... | 3 | 3 | 6 | 0-0 | 0-0 | 0 | 0 | 1-16 |
| Jimmy Wilson..... | 4 | 1 | 5 | 0-0 | 1-3 | 1 | 0 | 0-0 |
| Will Clarke..... | 3 | 2 | 5 | 0-0 | 0-0 | 2 | 0 | 0-0 |
| Michael Johnson..... | 4 | 0 | 4 | 0-0 | 0-0 | 0 | 0 | 0-0 |
| Pat Sims..... | 4 | 0 | 4 | 0-0 | 0-0 | 0 | 0 | 0-0 |
| Margus Hunt..... | 3 | 1 | 4 | 0-0 | 0-0 | 0 | 0 | 0-0 |
| Shawn Williams..... | 3 | 1 | 4 | 0-0 | 0-0 | 0 | 0 | 0-0 |
| Darien Harris..... | 2 | 2 | 4 | 0-0 | 0-0 | 0 | 0 | 0-0 |
| Marcus Hardison..... | 3 | 0 | 3 | 0-0 | 0-0 | 0 | 0 | 0-0 |
| Dre Kirkpatrick..... | 3 | 0 | 3 | 0-0 | 0-0 | 1 | 0 | 0-0 |
| Ryan Brown..... | 2 | 1 | 3 | 0-0 | 0-0 | 0 | 0 | 0-0 |
| Carlos Dunlap..... | 2 | 1 | 3 | 1-10 | 0-0 | 0 | 1 | 0-0 |
| Jack Gangwish..... | 1 | 2 | 3 | 0-0 | 0-0 | 0 | 0 | 0-0 |
| Rey Mauluga..... | 2 | 0 | 2 | 0-0 | 0-0 | 0 | 1 | 0-0 |
| Domata Peko..... | 2 | 0 | 2 | 0-0 | 0-0 | 0 | 0 | 0-0 |
| Karlos Dansby..... | 1 | 1 | 2 | 0-0 | 0-0 | 0 | 0 | 0-0 |
| Geno Atkins..... | 1 | 0 | 1 | 1-2 | 0-0 | 0 | 0 | 0-0 |
| Georae Iloka..... | 1 | 0 | 1 | 0-0 | 0-0 | 0 | 0 | 0-0 |

| SPECIAL TEAMS* | ST | AT | TT | FF | FR-YDS | BP | BFG | BXP |
|--------------------------|----|----|----|----|--------|----|-----|-----|
| Clayton Fejedelem | 4 | 0 | 4 | 0 | 0-0 | 0 | 0 | 0 |
| P.J. Dawson | 2 | 0 | 2 | 0 | 0-0 | 0 | 0 | 0 |
| Chris Lewis-Harris | 2 | 0 | 2 | 0 | 0-0 | 0 | 0 | 0 |
| James Wright | 2 | 0 | 2 | 0 | 0-0 | 0 | 0 | 0 |
| Andrew Bonnet | 1 | 0 | 1 | 0 | 0-0 | 0 | 0 | 0 |
| Rex Burkhead | 1 | 0 | 1 | 0 | 0-0 | 0 | 0 | 0 |
| Jayson DiManche | 1 | 0 | 1 | 0 | 0-0 | 0 | 0 | 0 |
| Clark Harris | 1 | 0 | 1 | 0 | 0-0 | 0 | 0 | 0 |
| Jeff Luc | 1 | 0 | 1 | 0 | 0-0 | 0 | 0 | 0 |
| Floyd Raven | 1 | 0 | 1 | 0 | 0-0 | 0 | 0 | 0 |
| Nick Vigil | 1 | 0 | 1 | 0 | 0-0 | 0 | 0 | 0 |
| Cody Core | 0 | 1 | 1 | 0 | 0-0 | 0 | 0 | 0 |
| Darien Harris | 0 | 1 | 1 | 0 | 0-0 | 0 | 0 | 0 |
| Darius Hillary | 0 | 1 | 1 | 0 | 0-0 | 0 | 0 | 0 |
| Mike Nugent | 0 | 1 | 1 | 0 | 0-0 | 0 | 0 | 0 |
| Cedric Peerman | 0 | 1 | 1 | 0 | 0-0 | 0 | 0 | 0 |
| Derron Smith | 0 | 1 | 1 | 0 | 0-0 | 0 | 0 | 0 |

* NOTE: All defensive statistics above are press box statistics produced at the games.

2016 PRESEASON PARTICIPATION CHART

LEGEND


(NOTE: Position designation indicates start.)
P — played as a substitute
DNP — did not play

RI — reserve/injured list
RPUP — reserve/physically unable to perform list
RNFI — reserve/non-football injury list

NWT — not with team
REX — roster exemption
— unsigned

| NAME | Cin. G-S | 1 MINN. | 2 @Det. | 3 @Jax. | 4 IND. |
|----------------------|-------------|------------|------------|------------|-----------|
| Alford, Mario | 1-0 | P | DNP | DNP | RI |
| Atkins, Geno | 3-3 | DT | DT | DT | DNP |
| Bennett, Michael | 3-0 | P | P | P | NWT |
| Bernard, Giovanni | 3-0 | P | P | P | DNP |
| Billings, Andrew | 0-0 | DNP | DNP | DNP | RI |
| Bodine, Russell | 3-3 | C | C | C | DNP |
| Boling, Clint | 3-3 | LG | LG | LG | DNP |
| Bonnet, Andrew | 4-1 | P | P | P | FB |
| Boyd, Tyler | 4-2 | P | WR | P | WR |
| Brown, Chykie | 4-1 | P | P | P | RCB |
| Brown, Jonathan | 0-0 | RI | RI | RI | NWT |
| Brown, Ryan | 4-0 | P | P | P | P |
| Burfict, Vontaze | 0-0 | DNP | DNP | DNP | DNP |
| Burkhead, Rex | 1-0 | DNP | P | DNP | DNP |
| Carson, Tra | 4-1 | P | P | P | HB |
| Clarke, Will | 4-1 | P | P | P | RDE |
| Cooper, Alex | 4-1 | P | P | P | LG |
| Core, Cody | 4-0 | P | P | P | P |
| Dalton, Andy | 3-3 | QB | QB | QB | DNP |
| Dansby, Karlos | 3-2 | SLB | P | SLB | DNP |
| Dawson, P.J. | 3-1 | P | P | DNP | SLB |
| Dean, David | 4-1 | P | P | P | NT |
| Dennard, Darqueze | 0-0 | DNP | DNP | DNP | DNP |
| DilManche, Jayson | 3-0 | P | P | P | NWT |
| Dunlap, Carlos | 3-3 | LDE | LDE | LDE | DNP |
| Effert, Tyler | 0-0 | DNP | DNP | DNP | DNP |
| Epps, Aaron | 4-1 | P | P | P | ROT |
| Erickson, Alex | 4-0 | P | P | P | P |
| Fejedelem, Clayton | 4-0 | P | P | P | P |
| Fisher, Jake | 2-2 | LOT | ROT | DNP | DNP |
| Flowers, Marquis | 4-0 | P | P | P | P |
| Gangwish, Jack | 3-0 | P | P | P | NWT |
| Grant, Antwane | 3-0 | P | P | P | NWT |
| Green, A.J. | 3-3 | WR | WR | WR | DNP |
| Hardison, Marcus | 3-0 | P | P | P | DNP |
| Harris, Clark | 4-0 | P | P | P | P |
| Harris, Darien | 3-0 | P | P | P | NWT |
| Hewitt, Ryan | 3-3 | H-B | H-B | H-B | DNP |
| Hill, Bronson | 4-0 | P | P | P | P |
| Hill, Jeremy | 3-3 | HB | HB | HB | DNP |
| Hilliary, Darius | 4-0 | P | P | P | P |
| Hocker, Zach | 1-0 | DNP | DNP | P | NWT |
| Hopkins, Trey | 4-1 | P | P | P | LOT |
| Huber, Kevin | 4-0 | P | P | P | P |
| Hunt, Margus | 4-1 | P | P | P | LDE |
| Iloka, George | 3-3 | FS | FS | FS | DNP |
| Jackson, William | 0-0 | DNP | DNP | DNP | DNP |
| Johnson, Michael | 3-3 | RDE | RDE | RDE | DNP |
| Johnson, T.J. | 3-0 | P | P | P | DNP |
| Jones, Adam | 2-2 | RCB | RCB | DNP | DNP |
| Kirkpatrick, Dre | 3-3 | LCB | LCB | RCB | DNP |
| Kroft, Tyler | 0-0 | DNP | DNP | DNP | DNP |
| Kumerow, Jake | 3-0 | P | DNP | P | P |
| LaFell, Brandon | 1-1 | DNP | DNP | WR | DNP |
| Lengel, Matt | 4-1 | P | P | P | TE |
| Lewis-Harris, Chris | 4-2 | P | P | LCB | LCB |
| Licata, Joe | 3-0 | P | P | P | NWT |
| Luc, Jeff | 3-0 | P | P | P | NWT |
| Mauluga, Rey | 3-3 | MLB | LB | MLB | DNP |
| McCarron, AJ | 4-1 | P | P | P | QB |
| McRae, Tony | 4-0 | P | P | P | P |
| Nugent, Mike | 4-0 | P | P | P | P |
| Ogbuehi, Cedric | 1-1 | ROT | DNP | DNP | DNP |
| Peerman, Cedric | 3-0 | P | P | P | DNP |
| Peko, Domata | 3-3 | NT | NT | NT | DNP |
| Peters, John | 3-0 | P | P | P | NWT |
| Raven, Floyd | 3-0 | P | P | P | NWT |
| Redmond, Alex | 2-0 | P | P | DNP | DNP |
| Rey, Vincent | 3-3 | WLB | LB | WLB | DNP |
| Roach, Trevor | 3-1 | DNP | P | P | MLB |
| Russell, Alonzo | 4-0 | P | P | P | P |
| Shaw, Josh | 4-2 | P | nkIDB | P | SS |
| Simonise, Rashaun | 4-0 | P | P | P | P |
| Sims, Pat | 3-0 | P | P | P | DNP |
| Smith, Derron | 4-1 | P | P | P | FS |
| Tate, Brandon | 3-1 | WR | P | P | NWT |
| Thompson, Brandon | 0-0 | DNP | DNP | DNP | RPUP |
| Thurman, Trip | 4-1 | P | P | P | C |
| Tindal, Corey | 3-0 | P | P | P | NWT |
| Uzomah, C.J. | 3-3 | TE | TE | TE | DNP |
| Vigil, Nick | 4-1 | P | P | P | WLB |
| Weidenaar, John | 4-0 | P | P | P | P |
| Wenning, Keith | 4-0 | P | P | P | P |
| Westerman, Christian | 4-1 | P | P | P | RG |
| Whitworth, Andrew | 2-2 | DNP | LOT | LOT | DNP |
| Williams, DeShawn | 4-1 | P | P | P | DT |
| Williams, Shawn | 3-3 | SS | SS | SS | DNP |
| Wilson, Jimmy | 4-0 | P | P | P | P |
| Winston, Eric | 3-1 | P | P | ROT | DNP |
| Wright, James | 4-1 | P | P | P | WR |
| Zeitler, Kevin | 3-3 | RG | RG | RG | DNP |





RECORDS

REGULAR-SEASON INDIVIDUAL RECORDS

The following are regular-season records. Postseason records can be found in the postseason portion of the team history section.

SERVICE

MOST SEASONS

| | | |
|----|----------------------|-----------|
| 16 | Ken Anderson..... | 1971-86 |
| 15 | Ken Riley..... | 1969-83 |
| 14 | Reggie Williams..... | 1976-89 |
| 13 | Jim Breech..... | 1980-92 |
| 13 | Anthony Munoz..... | 1980-92 |
| 13 | Joe Walter..... | 1985-97 |
| 13 | Rich Brahm..... | 1994-2006 |

GAMES PLAYED/CAREER

| | | |
|-----|----------------------|---------|
| 207 | Ken Riley..... | 1969-83 |
| 206 | Reggie Williams..... | 1976-89 |
| 192 | Ken Anderson..... | 1971-86 |
| 188 | Tim Krumrie..... | 1983-94 |
| 185 | Anthony Munoz..... | 1980-92 |

CONSECUTIVE GAMES PLAYED

| | | |
|-----|----------------------|-----------|
| 169 | Lee Johnson..... | 1988-98 |
| 149 | Pat McNally..... | 1976-85 |
| 137 | Reggie Williams..... | 1980-89 |
| 122 | Tim Krumrie..... | 1987-94 |
| 117 | Tony McGee..... | 1993-2001 |
| 117 | Clark Harris..... | 2009-16 |

SCORING

TOTAL POINTS

| | | | |
|--------|------|---------------------|---------|
| CAREER | 1151 | Jim Breech..... | 1980-92 |
| | 779 | Shayne Graham..... | 2003-09 |
| | 718 | Mike Nugent..... | 2010-16 |
| | 660 | Doug Pelfrey..... | 1993-99 |
| | 549 | Horst Muhlmann..... | 1969-74 |

| | | | |
|---------|-----|--------------------|------|
| SEASON | 132 | Mike Nugent..... | 2011 |
| (total) | 131 | Shayne Graham..... | 2005 |
| | 130 | Shayne Graham..... | 2007 |
| | 122 | Shayne Graham..... | 2004 |
| | 121 | Doug Pelfrey..... | 1995 |

| | | | |
|--------------|------|---|------|
| SEASON | 8.25 | Mike Nugent (132 points/16 games)..... | 2011 |
| (average per | 8.19 | Shayne Graham (131 points/16 games)..... | 2005 |
| team game) | 8.13 | Shayne Graham (130 points/16 games)..... | 2007 |
| | 7.93 | Horst Muhlmann (111 points/14 games)..... | 1972 |
| | 7.71 | Horst Muhlmann (108 points/14 games)..... | 1970 |

| | | | |
|------|----|----------------------|-----------------------------|
| GAME | 24 | Larry Kinnebrew..... | Oct. 28, 1984 at Houston |
| | 24 | Corey Dillon..... | Dec. 4, 1997 vs. Tennessee |
| | 24 | Marvin Jones..... | Oct. 27, 2013 vs. N.Y. Jets |
| | 21 | Shayne Graham..... | Nov. 11, 2007 at Baltimore |
| | 19 | Horst Muhlmann..... | Nov. 8, 1970 at Buffalo |
| | 19 | Horst Muhlmann..... | Dec. 17, 1972 at Houston |

TOUCHDOWNS

| | | | |
|--------|----|-------------------|---------|
| CAREER | 70 | Pete Johnson..... | 1977-83 |
| | 66 | Chad Johnson..... | 2001-10 |
| | 64 | James Brooks..... | 1984-91 |
| | 64 | Carl Pickens..... | 1992-99 |
| | 53 | Isaac Curtis..... | 1973-84 |

| | | | |
|--------|----|-------------------|------|
| SEASON | 17 | Carl Pickens..... | 1995 |
| | 16 | Pete Johnson..... | 1981 |
| | 15 | Pete Johnson..... | 1979 |
| | 15 | Ickey Woods..... | 1988 |
| | 14 | Pete Johnson..... | 1983 |
| | 14 | James Brooks..... | 1988 |

| | | | |
|------|---|--|-----------------------------|
| GAME | 4 | Larry Kinnebrew..... | Oct. 28, 1984 at Houston |
| | 4 | Corey Dillon..... | Dec. 4, 1997 vs. Tennessee |
| | 4 | Marvin Jones..... | Oct. 27, 2013 vs. N.Y. Jets |
| | 3 | (many times; most recently Tyler Eifert, Nov. 5, 2015 vs. Cleveland) | |

MOST GAMES WITH AT LEAST ONE TOUCHDOWN

| | | | |
|-------------|----|--------------------------|------------------------------|
| CONSECUTIVE | 10 | Carl Pickens..... | Nov. 27, 1994-Oct. 1, 1995 |
| | 9 | A.J. Green..... | Sept. 16, 2012-Nov. 18, 2012 |
| | 8 | T.J. Houshmandzadeh..... | Sept. 10-Nov. 4, 2007 |
| | 6 | Stan Fritts..... | Nov. 17, 1975-Dec. 21, 1975 |
| | 6 | Rudi Johnson..... | Nov. 6-Dec. 18, 2005 |

POINTS AFTER TOUCHDOWNS

| | | | |
|--------|-----|---------------------|---------|
| CAREER | 476 | Jim Breech..... | 1980-92 |
| | 248 | Shayne Graham..... | 2003-09 |
| | 247 | Mike Nugent..... | 2010-16 |
| | 201 | Doug Pelfrey..... | 1993-99 |
| | 189 | Horst Muhlmann..... | 1969-74 |

| | | | |
|--------|----|------------------|------|
| SEASON | 56 | Jim Breech..... | 1988 |
| | 52 | Mike Nugent..... | 2013 |
| | 50 | Jim Breech..... | 1986 |
| | 49 | Jim Breech..... | 1981 |
| | 48 | Jim Breech..... | 1985 |
| | 48 | Mike Nugent..... | 2015 |

| | | | |
|------|---|---|-----------------------------|
| GAME | 8 | Jim Breech..... | Oct. 29, 1989 vs. Tampa Bay |
| | 7 | (seven times; most recently Mike Nugent, Oct. 27, 2013 vs. N.Y. Jets) | |

CONSECUTIVE POINTS AFTER TOUCHDOWNS

| | | |
|-----|---------------------|-------------------------------|
| 158 | Shayne Graham..... | Sept. 7, 2003-Nov. 26, 2006 |
| 103 | Doug Pelfrey..... | Sept. 18, 1994-Oct. 5, 1997 |
| 101 | Horst Muhlmann..... | Oct. 19, 1969-Nov. 19, 1972 |
| 86 | Mike Nugent..... | Sept. 22, 2013-Sept. 13, 2015 |
| 69 | Mike Nugent..... | Oct. 9, 2011-Sept. 22, 2013 |

FIELD GOALS

| | | | |
|--------|-----|---------------------|---------|
| CAREER | 225 | Jim Breech..... | 1980-92 |
| | 177 | Shayne Graham..... | 2003-09 |
| | 157 | Mike Nugent..... | 2010-16 |
| | 153 | Doug Pelfrey..... | 1993-99 |
| | 120 | Horst Muhlmann..... | 1969-74 |

| | | | |
|---------|----|--------------------|------|
| SEASON | 33 | Mike Nugent..... | 2011 |
| (total) | 31 | Shayne Graham..... | 2007 |
| | 29 | Doug Pelfrey..... | 1995 |
| | 28 | Doug Pelfrey..... | 1994 |
| | 28 | Shayne Graham..... | 2005 |

| | | | |
|--------------|------|---|------|
| SEASON | 2.06 | Mike Nugent (33 field goals/16 games)..... | 2011 |
| (average per | 1.94 | Shayne Graham (31 field goals/16 games)..... | 2007 |
| team game) | 1.93 | Horst Muhlmann (27 field goals/14 games)..... | 1972 |
| | 1.81 | Doug Pelfrey (29 field goals/16 games)..... | 1995 |
| | 1.78 | Horst Muhlmann (25 field goals/14 games)..... | 1970 |

| | | | |
|------|---|--|------------------------------|
| GAME | 7 | Shayne Graham..... | Nov. 11, 2007 at Baltimore |
| | 6 | Doug Pelfrey..... | Nov. 6, 1994 at Seattle (OT) |
| | 5 | (eight times; most recently Mike Nugent, Sept. 29, 2016 vs. Miami) | |

CONSECUTIVE FIELD GOALS

| | | |
|----|--------------------|---------|
| 21 | Shayne Graham..... | 2007 |
| 17 | Shayne Graham..... | 2005-06 |
| 15 | Mike Nugent..... | 2014 |
| 14 | Mike Nugent..... | 2010-11 |
| 13 | Jim Breech..... | 1990 |
| 13 | Doug Pelfrey..... | 1993 |
| 13 | Doug Pelfrey..... | 1995 |
| 13 | Shayne Graham..... | 2004 |

LONGEST FIELD GOALS

| | | |
|----|-------------------|--------------------------------|
| 55 | Chris Bahr..... | Sept. 23, 1979 vs. Houston |
| 55 | Mike Nugent..... | Nov. 25, 2012 vs. Oakland |
| 54 | Doug Pelfrey..... | Dec. 24, 1994 vs. Philadelphia |
| 54 | Neil Rackers..... | Sept. 8, 2002 vs. San Diego |
| 54 | Mike Nugent..... | Sept. 12, 2010 at New England |
| 54 | Mike Nugent..... | Oct. 20, 2013 at Detroit |
| 54 | Mike Nugent..... | Oct. 31, 2013 at Miami |

FIELD GOAL PERCENTAGE

| | | | |
|--------|-------|---|---------|
| CAREER | 86.76 | Shayne Graham (177 made/204 att.)..... | 2003-09 |
| | 81.77 | Mike Nugent (157 made/192 att.)..... | 2010-16 |
| | 77.27 | Doug Pelfrey (153 made/198 att.)..... | 1993-99 |
| | 71.88 | Jim Breech (225 made/313 att.)..... | 1980-92 |
| | 64.52 | Horst Muhlmann (120 made/186 att.)..... | 1969-74 |
| | 57.94 | Chris Bahr (62 made/107 att.)..... | 1976-79 |

NOTE: Minimum 75 attempts.

| | | | |
|--------|-------|--------------------------------------|------|
| SEASON | 91.18 | Shayne Graham (31 made/34 att.)..... | 2007 |
| | 88.00 | Shayne Graham (22 made/25 att.)..... | 2003 |
| | 87.50 | Shayne Graham (28 made/32 att.)..... | 2005 |
| | 87.50 | Shayne Graham (21 made/24 att.)..... | 2008 |
| | 87.10 | Shayne Graham (27 made/31 att.)..... | 2004 |

NOTE: Minimum one attempt per games in season.

(Regular-season individual records, continued)

CAREER FIELD GOAL PERCENTAGE BY DISTANCE

| | | | |
|-------------------|-------|----------------------------------|---------|
| 1-19 YARDS | 96.55 | Horst Muhlmann (28 made/29 att.) | 1969-74 |
|-------------------|-------|----------------------------------|---------|

NOTE: Minimum 25 attempts.

| | | | |
|--------------------|--------|---------------------------------|---------|
| 20-29 YARDS | 100.00 | Mike Nugent (47 made/47 att.) | 2010-16 |
| | 96.67 | Shayne Graham (58 made/60 att.) | 2003-09 |
| | 94.12 | Doug Pelfrey (48 made/51 att.) | 1993-99 |
| | 92.31 | Jim Breech (84 made/91 att.) | 1980-92 |
| | 78.13 | Chris Bahr (25 made/32 att.) | 1976-79 |

NOTE: Minimum 25 attempts.

| | | | |
|--------------------|-------|---------------------------------|---------|
| 30-39 YARDS | 90.28 | Shayne Graham (65 made/72 att.) | 2003-09 |
| | 85.45 | Mike Nugent (47 made/55 att.) | 2010-16 |
| | 83.84 | Jim Breech (83 made/99 att.) | 1980-92 |
| | 78.13 | Doug Pelfrey (50 made/64 att.) | 1993-99 |

NOTE: Minimum 25 attempts.

| | | | |
|--------------------|-------|---------------------------------|---------|
| 40-49 YARDS | 83.33 | Shayne Graham (45 made/54 att.) | 2003-09 |
| | 76.81 | Mike Nugent (53 made/69 att.) | 2010-16 |
| | 69.35 | Doug Pelfrey (43 made/62 att.) | 1993-99 |
| | 50.55 | Jim Breech (46 made/91 att.) | 1980-92 |

NOTE: Minimum 25 attempts.

| | | | |
|------------------|-------|------------------------------------|---------|
| 50+ YARDS | 47.06 | Doug Pelfrey (eight made/17 att.) | 1993-99 |
| | 43.75 | Shayne Graham (seven made/16 att.) | 2003-09 |
| | 42.11 | Mike Nugent (eight made/19 att.) | 2010-16 |
| | 41.67 | Chris Bahr (five made/12 att.) | 1976-79 |

NOTE: Minimum 10 attempts.

SAFETIES

| | | | |
|---------------|---|-----------------|---------|
| CAREER | 2 | Reggie Williams | 1976-89 |
| | 2 | Alfred Williams | 1991-94 |

RUSHING

TOTAL RUSHING ATTEMPTS

| | | | |
|---------------|------|---------------|-----------|
| CAREER | 1865 | Corey Dillon | 1997-2003 |
| | 1441 | Rudi Johnson | 2001-07 |
| | 1402 | Pete Johnson | 1977-83 |
| | 1344 | James Brooks | 1984-91 |
| | 1109 | Cedric Benson | 2008-11 |

| | | | |
|---------------|-----|---------------|------|
| SEASON | 361 | Rudi Johnson | 2004 |
| | 341 | Rudi Johnson | 2006 |
| | 340 | Corey Dillon | 2001 |
| | 337 | Rudi Johnson | 2005 |
| | 321 | Cedric Benson | 2010 |

| | | | |
|-------------|----|---------------|----------------------------|
| GAME | 43 | Rudi Johnson | Nov. 9, 2003 vs. Houston |
| | 39 | Corey Dillon | Dec. 4, 1997 vs. Tennessee |
| | 38 | Pete Johnson | Dec. 4, 1983 at Pittsburgh |
| | 38 | Cedric Benson | Dec. 21, 2008 at Cleveland |
| | 37 | Cedric Benson | Oct. 25, 2009 vs. Chicago |

RUSHING YARDS

| | | | |
|---------------|------|---------------|-----------|
| CAREER | 8061 | Corey Dillon | 1997-2003 |
| | 6447 | James Brooks | 1984-91 |
| | 5742 | Rudi Johnson | 2001-07 |
| | 5421 | Pete Johnson | 1977-83 |
| | 4176 | Cedric Benson | 2008-11 |

| | | | |
|---------------|------|--------------|------|
| SEASON | 1458 | Rudi Johnson | 2005 |
| | 1454 | Rudi Johnson | 2004 |
| | 1435 | Corey Dillon | 2000 |
| | 1315 | Corey Dillon | 2001 |
| | 1311 | Corey Dillon | 2002 |

| | | | |
|-------------|-----|--------------|-----------------------------|
| GAME | 278 | Corey Dillon | Oct. 22, 2000 vs. Denver |
| | 246 | Corey Dillon | Dec. 4, 1997 vs. Tennessee |
| | 216 | Corey Dillon | Dec. 3, 2000 vs. Arizona |
| | 202 | Rudi Johnson | Nov. 28, 2004 vs. Cleveland |
| | 201 | James Brooks | Dec. 23, 1990 vs. Houston |

AVERAGE YARDS PER RUSHING ATTEMPT

| | | | |
|---------------|------|---------------------------------------|-----------|
| CAREER | 4.80 | James Brooks (6447 yards/1344 att.) | 1984-91 |
| | 4.55 | Essex Johnson (3070 yards/675 att.) | 1968-75 |
| | 4.32 | Corey Dillon (8061 yards/1865 att.) | 1997-2003 |
| | 4.19 | Giovani Bernard (2442 yards/583 att.) | 2013-16 |
| | 4.13 | Jeremy Hill (2757 yards/667 att.) | 2014-16 |
| | 4.06 | Archie Griffin (2808 yards/691 att.) | 1976-83 |
| | 4.04 | Larry Kinnebrew (2582 yards/639 att.) | 1983-87 |

NOTE: Minimum 500 attempts.

RUSHING TOUCHDOWNS

| | | | |
|---------------|----|-----------------|-----------|
| CAREER | 64 | Pete Johnson | 1977-83 |
| | 48 | Rudi Johnson | 2001-07 |
| | 45 | Corey Dillon | 1997-2003 |
| | 37 | Larry Kinnebrew | 1983-87 |
| | 37 | James Brooks | 1984-91 |

| | | | |
|---------------|----|--------------|------|
| SEASON | 15 | Ickey Woods | 1988 |
| | 14 | Pete Johnson | 1979 |
| | 14 | Pete Johnson | 1983 |
| | 12 | Pete Johnson | 1981 |
| | 12 | Rudi Johnson | 2004 |
| | 12 | Rudi Johnson | 2005 |
| | 12 | Rudi Johnson | 2006 |

| | | | |
|-------------|---|---|----------------------------|
| GAME | 4 | Corey Dillon | Dec. 4, 1997 vs. Tennessee |
| | 3 | (many times; most recently Jeremy Hill, Oct. 4, 2015 vs. Kansas City) | |

LONGEST RUSHES

| | | |
|-------|-----------------|----------------------------|
| 96-td | Corey Dillon | Oct. 28, 2001 at Detroit |
| 89-td | Giovani Bernard | Oct. 12, 2014 vs. Carolina |
| 87-td | Paul Robinson | Oct. 27, 1968 at Oakland |
| 86-td | Essex Johnson | Dec. 5, 1971 at Cleveland |
| 85-td | Jeremy Hill | Dec. 22, 2014 vs. Denver |

MOST 100-YARD GAMES

| | | | |
|---------------|----|---------------|-----------|
| CAREER | 28 | Corey Dillon | 1997-2003 |
| | 19 | Rudi Johnson | 2001-07 |
| | 17 | James Brooks | 1984-91 |
| | 15 | Cedric Benson | 2008-11 |
| | 14 | Pete Johnson | 1977-83 |

| | | | |
|---------------|---|---------------|------|
| SEASON | 6 | Cedric Benson | 2009 |
| | 5 | Ickey Woods | 1988 |
| | 5 | James Brooks | 1989 |
| | 5 | Harold Green | 1992 |
| | 5 | Corey Dillon | 1999 |
| | 5 | Corey Dillon | 2000 |
| | 5 | Corey Dillon | 2002 |
| | 5 | Rudi Johnson | 2004 |
| | 5 | Rudi Johnson | 2006 |
| | 5 | Jeremy Hill | 2014 |

| | | | |
|--------------------|---|-----------------------|--------------------|
| CONSECUTIVE | 4 | Paul Robinson | 1968 (Games 8-11) |
| | 3 | Pete Johnson | 1980 (Games 13-15) |
| | 3 | Corey Dillon | 1997 (Games 13-15) |
| | 3 | Corey Dillon | 1999 (Games 12-14) |
| | 3 | BenJarvus Green-Ellis | 2012 (Games 10-12) |
| | 3 | Jeremy Hill | 2014 (Games 14-16) |

PASSING

TOTAL PASSING ATTEMPTS

| | | | |
|---------------|------|----------------|-------------|
| CAREER | 4475 | Ken Anderson | 1971-86 |
| | 3564 | Boomer Esiason | 1984-92, 97 |
| | 3217 | Carson Palmer | 2003-10 |
| | 3060 | Andy Dalton | 2011-16 |
| | 2221 | Jeff Blake | 1994-99 |

| | | | |
|---------------|-----|---------------|------|
| SEASON | 586 | Carson Palmer | 2010 |
| | 586 | Andy Dalton | 2013 |
| | 581 | Jon Kitna | 2001 |
| | 575 | Carson Palmer | 2007 |
| | 567 | Jeff Blake | 1995 |

| | | | |
|-------------|----|----------------|-----------------------------------|
| GAME | 68 | Jon Kitna | Dec. 30, 2001 vs. Pittsburgh (OT) |
| | 56 | Ken Anderson | Dec. 20, 1982 at San Diego |
| | 54 | Boomer Esiason | Dec. 25, 1989 at Minnesota |
| | 54 | Andy Dalton | Sept. 18, 2016 at Pittsburgh |
| | 53 | Boomer Esiason | Nov. 22, 1987 vs. Pittsburgh |
| | 53 | Andy Dalton | Oct. 31, 2013 at Miami (OT) |

(Regular-season individual records, continued)

COMPLETIONS

| | | | |
|--------------------------------------|-------|---|-----------------------------------|
| CAREER | 2654 | Ken Anderson | 1971-86 |
| | 2024 | Carson Palmer | 2003-10 |
| | 2015 | Boomer Esiason | 1984-92, 97 |
| | 1920 | Andy Dalton | 2011-16 |
| | 1240 | Jeff Blake | 1994-99 |
| SEASON (total) | 373 | Carson Palmer | 2007 |
| | 364 | Andy Dalton | 2016 |
| | 363 | Andy Dalton | 2013 |
| | 362 | Carson Palmer | 2010 |
| | 345 | Carson Palmer | 2005 |
| SEASON (average per team game) | 24.22 | Ken Anderson (218 comp./nine games) | 1982 |
| | 23.31 | Carson Palmer (373 comp./16 games) | 2007 |
| | 22.75 | Andy Dalton (364 comp./16 games) | 2016 |
| | 22.69 | Andy Dalton (363 comp./16 games) | 2013 |
| | 22.63 | Carson Palmer (362 comp./16 games) | 2010 |
| GAME | 40 | Ken Anderson | Dec. 20, 1982 at San Diego |
| | 37 | Carson Palmer | Nov. 18, 2007 vs. Arizona |
| | 36 | Carson Palmer | Oct. 24, 2010 at Atlanta |
| | 35 | Jon Kitna | Dec. 30, 2001 vs. Pittsburgh (OT) |
| | 34 | Carson Palmer | Sept. 12, 2010 at New England |

COMPLETION PERCENTAGE

| | | | |
|--------|-------|---|-------------|
| CAREER | 62.92 | Carson Palmer (2024 comp./3217 att.) | 2003-10 |
| | 62.75 | Andy Dalton (1920 comp./3060 att.) | 2011-16 |
| | 59.31 | Ken Anderson (2654 comp./4475 att.) | 1971-86 |
| | 59.11 | Jon Kitna (1009 comp./1707 att.) | 2001-05 |
| | 56.54 | Boomer Esiason (2015 comp./3564 att.) | 1984-92, 97 |
| | 56.36 | Virgil Carter (328 comp./582 att.) | 1970-73 |
| | | | |
| SEASON | 70.55 | Ken Anderson (218 comp./309 att.) | 1982 |
| | 67.78 | Carson Palmer (345 comp./509 att.) | 2005 |
| | 66.67 | Ken Anderson (198 comp./297 att.) | 1983 |
| | 66.06 | Andy Dalton (255 comp./386 att.) | 2015 |
| | 64.94 | Ken Anderson (213 comp./328 att.) | 1974 |
| | 64.87 | Carson Palmer (373 comp./575 att.) | 2007 |
| | | | |

NOTE: Minimum 500 attempts.

| | | | |
|--------|-------|--|------|
| SEASON | 70.55 | Ken Anderson (218 comp./309 att.) | 1982 |
| | 67.78 | Carson Palmer (345 comp./509 att.) | 2005 |
| | 66.67 | Ken Anderson (198 comp./297 att.) | 1983 |
| | 66.06 | Andy Dalton (255 comp./386 att.) | 2015 |
| | 64.94 | Ken Anderson (213 comp./328 att.) | 1974 |
| | 64.87 | Carson Palmer (373 comp./575 att.) | 2007 |
| | | | |

NOTE: Minimum 14 attempts per games in season.

| | | | |
|------|-------|-----------------------------|------------------------------|
| GAME | 90.91 | Ken Anderson (20/22) | Nov. 10, 1974 vs. Pittsburgh |
| | 87.10 | Ken Anderson (27/31) | Jan. 2, 1983 at Houston |
| | 86.96 | Turk Schonert (20/23) | Nov. 25, 1984 vs. Atlanta |
| | 84.21 | Carson Palmer (32/38) | Nov. 25, 2007 vs. Tennessee |
| | 83.33 | Carson Palmer (20/24) | Oct. 25, 2009 vs. Chicago |
| | | | |

NOTE: Minimum 20 attempts.

PASSING YARDS

| | | | |
|--------------------------------------|--------|--|-------------|
| CAREER | 32,838 | Ken Anderson | 1971-86 |
| | 27,149 | Boomer Esiason | 1984-92, 97 |
| | 22,694 | Carson Palmer | 2003-10 |
| | 22,214 | Andy Dalton | 2011-16 |
| | 15,134 | Jeff Blake | 1994-99 |
| SEASON (total) | 4293 | Andy Dalton | 2013 |
| | 4206 | Andy Dalton | 2016 |
| | 4131 | Carson Palmer | 2007 |
| | 4035 | Carson Palmer | 2006 |
| | 3970 | Carson Palmer | 2010 |
| SEASON (average per team game) | 277.22 | Ken Anderson (2495 yards/nine games) | 1982 |
| | 268.31 | Andy Dalton (4293 yards/16 games) | 2013 |
| | 262.88 | Andy Dalton (4206 yards/16 games) | 2016 |
| | 258.19 | Carson Palmer (4131 yards/16 games) | 2007 |
| | 252.19 | Carson Palmer (4035 yards/16 games) | 2006 |

NOTE: Minimum average of 14 attempts per games in season.

| | | | |
|------|-----|----------------------|--------------------------------|
| GAME | 490 | Boomer Esiason | Oct. 7, 1990 at L.A. Rams (OT) |
| | 447 | Ken Anderson | Nov. 17, 1975 vs. Buffalo |
| | 440 | Carson Palmer | Nov. 12, 2006 vs. San Diego |
| | 425 | Boomer Esiason | Dec. 21, 1986 vs. N.Y. Jets |
| | 416 | Ken Anderson | Dec. 20, 1982 at San Diego |

AVERAGE YARDS PER PASSING ATTEMPT

| | | | |
|--------|------|---|-------------|
| CAREER | 7.62 | Boomer Esiason (27,149 yards/3564 att.) | 1984-92, 97 |
| | 7.34 | Ken Anderson (32,838 yards/4475 att.) | 1971-86 |
| | 7.26 | Andy Dalton (22,214 yards/3060 att.) | 2011-16 |
| | 7.05 | Carson Palmer (22,694 yards/3217 att.) | 2003-10 |
| | 6.81 | Jeff Blake (15,134 yards/2221 att.) | 1994-99 |
| | 6.62 | Virgil Carter (3850 yards/582 att.) | 1970-73 |
| SEASON | 9.41 | Greg Cook (1854 yards/197 att.) | 1969 |
| | 9.21 | Boomer Esiason (3572 yards/388 att.) | 1988 |
| | 8.44 | Boomer Esiason (3959 yards/469 att.) | 1986 |
| | 8.42 | Andy Dalton (3250 yards/386 att.) | 2015 |
| | 8.41 | Ken Anderson (3169 yards/377 att.) | 1975 |

NOTE: Minimum 500 attempts.

| | | | |
|--------|------|--|------|
| SEASON | 9.41 | Greg Cook (1854 yards/197 att.) | 1969 |
| | 9.21 | Boomer Esiason (3572 yards/388 att.) | 1988 |
| | 8.44 | Boomer Esiason (3959 yards/469 att.) | 1986 |
| | 8.42 | Andy Dalton (3250 yards/386 att.) | 2015 |
| | 8.41 | Ken Anderson (3169 yards/377 att.) | 1975 |

NOTE: Minimum 14 attempts per games in season.

TOUCHDOWN PASSES

| | | | |
|--------|-----|----------------------|-------------|
| CAREER | 197 | Ken Anderson | 1971-86 |
| | 187 | Boomer Esiason | 1984-92, 97 |
| | 154 | Carson Palmer | 2003-10 |
| | 142 | Andy Dalton | 2011-16 |
| | 93 | Jeff Blake | 1994-99 |

| | | | |
|--------|----|----------------------|------|
| SEASON | 33 | Andy Dalton | 2013 |
| | 32 | Carson Palmer | 2005 |
| | 29 | Ken Anderson | 1981 |
| | 28 | Boomer Esiason | 1988 |
| | 28 | Boomer Esiason | 1989 |
| | 28 | Jeff Blake | 1995 |
| | 28 | Carson Palmer | 2006 |

| | | | |
|------|---|----------------------|-----------------------------|
| GAME | 6 | Carson Palmer | Sept. 16, 2007 at Cleveland |
| | 5 | Boomer Esiason | Dec. 21, 1986 vs. N.Y. Jets |
| | 5 | Boomer Esiason | Oct. 29, 1989 vs. Tampa Bay |
| | 5 | Carson Palmer | Oct. 25, 2009 vs. Chicago |
| | 5 | Andy Dalton | Oct. 27, 2013 vs. N.Y. Jets |

PASSES HAD INTERCEPTED

| | | | |
|--------|-----|----------------------|-------------|
| CAREER | 160 | Ken Anderson | 1971-86 |
| | 131 | Boomer Esiason | 1984-92, 97 |
| | 100 | Carson Palmer | 2003-10 |
| | 81 | Andy Dalton | 2011-16 |
| | 62 | Jeff Blake | 1994-99 |

| | | | |
|--------|----|----------------------|------|
| SEASON | 22 | Ken Anderson | 1978 |
| | 22 | Boomer Esiason | 1990 |
| | 22 | Jon Kitna | 2001 |
| | 20 | Carson Palmer | 2007 |
| | 20 | Carson Palmer | 2010 |
| | 20 | Andy Dalton | 2013 |
| | | | |

| | | | |
|------|---|--|------------------------------|
| GAME | 5 | Boomer Esiason | Oct. 16, 1988 at New England |
| | 4 | (nine times; most recently Andy Dalton, Dec. 29, 2013 vs. Baltimore) | |

PASSER RATING

| | | | |
|--------|------|----------------------|-------------|
| CAREER | 89.1 | Andy Dalton | 2011-16 |
| | 86.9 | Carson Palmer | 2003-10 |
| | 83.1 | Boomer Esiason | 1984-92, 97 |
| | 81.9 | Ken Anderson | 1971-86 |
| | 79.3 | Jeff Blake | 1994-99 |
| | 74.9 | Virgil Carter | 1970-73 |
| | | | |

NOTE: Minimum 500 attempts.

| | | | |
|--------|-------|----------------------|------|
| SEASON | 106.3 | Andy Dalton | 2015 |
| | 101.1 | Carson Palmer | 2005 |
| | 98.4 | Ken Anderson | 1981 |
| | 97.4 | Boomer Esiason | 1988 |
| | 95.7 | Ken Anderson | 1974 |

NOTE: Minimum 14 attempts per games in season.

LONGEST PASSES

| | | |
|-------|--------------------------------------|---------------------------------|
| 94-yd | Ken Anderson to Billy Brooks | Nov. 13, 1977 at Minnesota |
| 90-yd | Virgil Carter to Speedy Thomas | Sept. 19, 1971 vs. Philadelphia |
| 88-yd | Jeff Blake to Darnay Scott | Sept. 17, 1995 at Seattle |
| 86-yd | Boomer Esiason to Eddie Brown | Nov. 6, 1988 vs. Pittsburgh |
| 86-yd | Andy Dalton to Brandon LaFell | Dec. 24, 2016 at Houston |

MOST 300-YARD GAMES

| | | | |
|--------|----|----------------------|-------------|
| CAREER | 23 | Boomer Esiason | 1984-92, 97 |
| | 21 | Andy Dalton | 2011-16 |
| | 19 | Ken Anderson | 1971-86 |
| | 17 | Carson Palmer | 2003-10 |
| | 8 | Jeff Blake | 1994-99 |

| | | | |
|--------|---|----------------------|------|
| SEASON | 5 | Boomer Esiason | 1987 |
| | 5 | Carson Palmer | 2007 |
| | 5 | Andy Dalton | 2013 |
| | 4 | Ken Anderson | 1982 |
| | 4 | Boomer Esiason | 1985 |
| | 4 | Boomer Esiason | 1989 |
| | 4 | Carson Palmer | 2010 |
| | 4 | Andy Dalton | 2015 |
| | 4 | Andy Dalton | 2016 |
| | | | |

| | | | |
|-------------|---|--|------------------|
| CONSECUTIVE | 4 | Andy Dalton | 2013 (Games 6-9) |
| | 3 | Ken Anderson | 1984 (Games 1-3) |
| | 3 | Andy Dalton | 2015 (Games 3-5) |
| | 2 | (many times; most recently Andy Dalton, 2016, Games 1-2) | |

RECEIVING

TOTAL RECEPTIONS

| | | | |
|--------|-----|---|------------------------------|
| CAREER | 751 | Chad Johnson | 2001-10 |
| | 530 | Carl Pickens | 1992-99 |
| | 507 | T.J. Houshmandzadeh | 2001-08 |
| | 481 | A.J. Green | 2011-16 |
| | 417 | Cris Collinsworth | 1981-88 |
| SEASON | 112 | T.J. Houshmandzadeh | 2007 |
| | 100 | Carl Pickens | 1996 |
| | 99 | Carl Pickens | 1995 |
| | 98 | A.J. Green | 2013 |
| | 97 | Chad Johnson | 2005 |
| GAME | 13 | Carl Pickens | Oct. 11, 1998 vs. Pittsburgh |
| | 12 | (many times; most recently A.J. Green, Sept. 11, 2016 at N.Y. Jets) | |

RECEIVING YARDS

| | | | |
|--------|--------|-------------------|-----------------------------|
| CAREER | 10,783 | Chad Johnson | 2001-10 |
| | 7135 | A.J. Green | 2011-16 |
| | 7101 | Isaac Curtis | 1973-84 |
| | 6887 | Carl Pickens | 1992-99 |
| | 6698 | Cris Collinsworth | 1981-88 |
| SEASON | 1440 | Chad Johnson | 2007 |
| | 1432 | Chad Johnson | 2005 |
| | 1426 | A.J. Green | 2013 |
| | 1369 | Chad Johnson | 2006 |
| | 1355 | Chad Johnson | 2003 |
| GAME | 260 | Chad Johnson | Nov. 12, 2006 vs. San Diego |
| | 227 | A.J. Green | Sept. 27, 2015 at Baltimore |
| | 224 | A.J. Green | Dec. 7, 2014 vs. Pittsburgh |
| | 222 | Terrell Owens | Oct. 3, 2010 at Cleveland |
| | 216 | Eddie Brown | Nov. 6, 1988 vs. Pittsburgh |

AVERAGE YARDS PER RECEPTION

| | | | |
|--------|-------|---|----------------|
| CAREER | 17.07 | Isaac Curtis (7101 yards/416 rec.) | 1973-84 |
| | 16.90 | Eddie Brown (6134 yards/363 rec.) | 1985-91 |
| | 16.68 | Tim McGee (4703 yards/282 rec.) | 1986-92, 94-95 |
| | 16.06 | Cris Collinsworth (6698 yards/417 rec.) | 1981-88 |
| | 15.48 | Darnay Scott (5975 yards/386 rec.) | 1994-2001 |
| SEASON | 24.02 | Eddie Brown (1273 yards/53 rec.) | 1988 |
| | 22.57 | Bob Trumpy (835 yards/37 rec.) | 1969 |
| | 21.38 | Eric Crabtree (855 yards/40 rec.) | 1969 |
| | 21.23 | Isaac Curtis (934 yards/44 rec.) | 1975 |
| | 21.10 | Isaac Curtis (633 yards/30 rec.) | 1974 |

NOTE: Minimum 100 receptions.

| | | | |
|--------|-------|-----------------------------------|------|
| SEASON | 24.02 | Eddie Brown (1273 yards/53 rec.) | 1988 |
| | 22.57 | Bob Trumpy (835 yards/37 rec.) | 1969 |
| | 21.38 | Eric Crabtree (855 yards/40 rec.) | 1969 |
| | 21.23 | Isaac Curtis (934 yards/44 rec.) | 1975 |
| | 21.10 | Isaac Curtis (633 yards/30 rec.) | 1974 |

NOTE: Minimum 30 receptions.

RECEIVING TOUCHDOWNS

| | | | |
|--------|----|---------------------|---------|
| CAREER | 66 | Chad Johnson | 2001-10 |
| | 63 | Carl Pickens | 1992-99 |
| | 53 | Isaac Curtis | 1973-84 |
| | 49 | A.J. Green | 2011-16 |
| | 41 | Eddie Brown | 1985-91 |
| SEASON | 17 | Carl Pickens | 1995 |
| | 13 | Tyler Eifert | 2015 |
| | 12 | Carl Pickens | 1996 |
| | 12 | T.J. Houshmandzadeh | 2007 |
| | 11 | Carl Pickens | 1994 |
| GAME | 11 | A.J. Green | 2012 |
| | 11 | A.J. Green | 2013 |

| | | | |
|------|---|--|-----------------------------|
| GAME | 4 | Marvin Jones | Oct. 27, 2013 vs. N.Y. Jets |
| | 3 | (many times; most recently Tyler Eifert, Nov. 5, 2015 vs. Cleveland) | |

LONGEST RECEPTIONS

| | | |
|-------|----------------------------------|---------------------------------|
| 94-td | Billy Brooks from Ken Anderson | Nov. 13, 1977 at Minnesota |
| 90-td | Speedy Thomas from Virgil Carter | Sept. 19, 1971 vs. Philadelphia |
| 88-td | Darnay Scott from Jeff Blake | Sept. 17, 1995 at Seattle |
| 86-td | Eddie Brown from Boomer Esiason | Nov. 6, 1988 vs. Pittsburgh |
| 86-td | Brandon LaFell from Andy Dalton | Dec. 24, 2016 at Houston |

MOST 100-YARD GAMES

| | | | |
|-------------|----|---------------------|------------------------------------|
| CAREER | 31 | Chad Johnson | 2001-10 |
| | 28 | A.J. Green | 2011-16 |
| | 20 | Isaac Curtis | 1973-84 |
| | 19 | Carl Pickens | 1992-99 |
| | 18 | Cris Collinsworth | 1981-88 |
| SEASON | 6 | A.J. Green | 2013 |
| | 5 | Eddie Brown | 1988 |
| | 5 | Tim McGee | 1989 |
| | 5 | Carl Pickens | 1994 |
| | 5 | Carl Pickens | 1995 |
| | 5 | Chad Johnson | 2002 |
| | 5 | Chad Johnson | 2003 |
| | 5 | Chad Johnson | 2007 |
| | 5 | A.J. Green | 2012 |
| | 5 | A.J. Green | 2014 |
| CONSECUTIVE | 5 | A.J. Green | 2013 (Games 6-10) |
| | 4 | Carl Pickens | 1994 (Games 10-13) |
| | 3 | Isaac Curtis | 1973 (Games 13-14) to '74 (Game 1) |
| | 3 | Chad Johnson | 2002 (Games 9-11) |
| | 3 | Chad Johnson | 2006 (Games 9-11) |
| | 3 | T.J. Houshmandzadeh | 2007 (Games 3-5) |

PUNTING

TOTAL PUNTS

| | | | |
|--------|-----|--------------|-------------------------------------|
| CAREER | 746 | Lee Johnson | 1988-98 |
| | 700 | Pat McInally | 1976-85 |
| | 609 | Kevin Huber | 2009-16 |
| | 379 | Kyle Larson | 2004-08 |
| | 285 | Dave Lewis | 1970-73 |
| SEASON | 100 | Kyle Larson | 2008 |
| | 94 | Daniel Pope | 2000 |
| | 91 | Pat McInally | 1978 |
| | 91 | Kevin Huber | 2011 |
| | 90 | Lee Johnson | 1993 |
| GAME | 11 | Lee Johnson | Nov. 2, 1997 vs. San Diego |
| | 11 | Kyle Larson | Nov. 16, 2008 vs. Philadelphia (OT) |
| | 11 | Kyle Larson | Nov. 30, 2008 vs. Baltimore |
| | 11 | Kevin Huber | Oct. 19, 2014 at Indianapolis |

PUNTING YARDS

| | | | |
|--------------------------------|--------|------------------------------------|-------------------------------|
| CAREER | 32,196 | Lee Johnson | 1988-98 |
| | 29,307 | Pat McInally | 1976-85 |
| | 27,398 | Kevin Huber | 2009-16 |
| | 15,900 | Kyle Larson | 2004-08 |
| | 12,447 | Dave Lewis | 1970-73 |
| SEASON (total) | 4023 | Kevin Huber | 2011 |
| | 3954 | Lee Johnson | 1993 |
| | 3945 | Kyle Larson | 2008 |
| | 3919 | Pat McInally | 1978 |
| | 3775 | Daniel Pope | 2000 |
| SEASON (average per team game) | 260.79 | Dave Lewis (3651 yards/14 games) | 1970 |
| | 251.44 | Kevin Huber (4023 yards/16 games) | 2011 |
| | 247.13 | Lee Johnson (3954 yards/16 games) | 1993 |
| | 246.56 | Kyle Larson (3945 yards/16 games) | 2008 |
| | 244.94 | Pat McInally (3919 yards/16 games) | 1978 |
| GAME | 558 | Kevin Huber | Oct. 19, 2014 at Indianapolis |
| | 483 | Dave Lewis | Sept. 26, 1971 at Pittsburgh |
| | 480 | Kyle Larson | Nov. 30, 2008 vs. Baltimore |
| | 474 | Lee Johnson | Nov. 2, 1997 vs. San Diego |
| | 465 | Scott Fulhage | Oct. 4, 1987 vs. San Diego |

AVERAGE YARDS PER PUNT

| | | | |
|--------------------------|-------|--|---------|
| CAREER | 44.99 | Kevin Huber (27,398 yards/609 punts) | 2009-16 |
| | 43.67 | Dave Lewis (12,447 yards/285 punts) | 1970-73 |
| | 43.16 | Lee Johnson (32,196 yards/746 punts) | 1988-98 |
| | 41.95 | Kyle Larson (15,900 yards/379 punts) | 2004-08 |
| | 41.87 | Pat McInally (29,307 yards/700 punts) | 1976-85 |
| NOTE: Minimum 100 punts. | 41.46 | Dale Livingston (5805 yards/140 punts) | 1968-69 |

| | | | |
|--------|-------|-----------------------------------|------|
| SEASON | 46.84 | Kevin Huber (3419 yards/73 punts) | 2014 |
| | 46.58 | Kevin Huber (3540 yards/76 punts) | 2012 |
| | 46.32 | Kevin Huber (3613 yards/78 punts) | 2016 |
| | 46.22 | Dave Lewis (3651 yards/79 punts) | 1970 |
| | 45.82 | Kevin Huber (3116 yards/68 punts) | 2015 |

NOTE: Minimum 40 punts.

| | | | |
|------|-------|-------------------------------------|-------------------------------|
| GAME | 63.00 | Will Brice (189 yds./three punts) | Sept. 12, 1999 at Tennessee |
| | 55.67 | Pat McInally (167 yds./three punts) | Sept. 27, 1981 vs. Buff. (OT) |
| | 55.50 | Kevin Huber (222 yds./four punts) | Dec. 1, 2013 at San Diego |
| | 55.00 | Lee Johnson (220 yds./four punts) | Oct. 24, 1993 at Houston |
| | 54.80 | Pat McInally (274 yds./five punts) | Oct. 21, 1979 at Cleveland |

NOTE: Minimum three punts.

(Regular-season individual records, continued)

NET YARDS PER PUNT

(SINCE 1976)

| | | | |
|--------|------|-------------------|---------|
| CAREER | 39.7 | Kevin Huber | 2009-16 |
| | 35.7 | Kyle Larson | 2004-08 |
| | 35.3 | Lee Johnson | 1988-98 |
| | 34.0 | Pat McNally | 1976-85 |
| | 32.4 | Nick Harris | 2001-03 |

NOTE: Minimum 100 punts.

| | | | |
|--------|-------|-------------------|------|
| SEASON | 42.10 | Kevin Huber | 2014 |
| | 41.97 | Kevin Huber | 2012 |
| | 40.50 | Kevin Huber | 2013 |
| | 40.48 | Kevin Huber | 2015 |
| | 39.54 | Kevin Huber | 2016 |

NOTE: Minimum 40 punts.

| | | | |
|------|------|-------------------|------------------------------|
| GAME | 55.5 | Kevin Huber | Dec. 1, 2013 at San Diego |
| | 51.3 | Lee Johnson | Nov. 6, 1994 at Seattle (OT) |
| | 50.3 | Kyle Larson | Dec. 9, 2007 vs. St. Louis |
| | 50.3 | Kevin Huber | Oct. 27, 2013 vs. N.Y. Jets |
| | 49.0 | Kevin Huber | Sept. 21, 2014 vs. Tennessee |

NOTE: Minimum three punts.

INSIDE-20 PUNTS

(SINCE 1976)

| | | | |
|--------|-----|-------------------|---------|
| CAREER | 205 | Kevin Huber | 2009-16 |
| | 186 | Lee Johnson | 1988-98 |
| | 157 | Pat McNally | 1976-85 |
| | 109 | Kyle Larson | 2004-08 |
| | 37 | Nick Harris | 2001-03 |

| | | | |
|--------|----|-------------------|------|
| SEASON | 33 | Kevin Huber | 2012 |
| | 28 | Kyle Larson | 2008 |
| | 28 | Kevin Huber | 2010 |
| | 27 | Lee Johnson | 1997 |
| | 27 | Kevin Huber | 2014 |

| | | | |
|------|---|-------------------|-----------------------------|
| GAME | 6 | Lee Johnson | Nov. 2, 1997 vs. San Diego |
| | 5 | Pat McNally | Oct. 5, 1980 at Green Bay |
| | 5 | Pat McNally | Oct. 21, 1984 vs. Cleveland |
| | 5 | Kevin Huber | Sept. 13, 2009 vs. Denver |
| | 5 | Kevin Huber | Sept. 26, 2010 at Carolina |

LONGEST PUNTS

| | | |
|----|---------------------|-------------------------------|
| 75 | Kyle Larson | Oct. 9, 2005 at Jacksonville |
| 75 | Kevin Huber | Dec. 1, 2013 at San Diego |
| 73 | Brad Costello | Dec. 13, 1998 at Indianapolis |
| 72 | Will Brice | Sept. 12, 1999 at Tennessee |
| 72 | Kevin Huber | Oct. 10, 2010 vs. Tampa Bay |
| 72 | Kevin Huber | Dec. 11, 2016 at Cleveland |

PUNT RETURNS

TOTAL PUNT RETURNS

| | | | |
|--------|-----|----------------------|---------|
| CAREER | 153 | Brandon Tate | 2011-15 |
| | 140 | Mike Martin | 1983-89 |
| | 130 | Lemar Parrish | 1970-77 |
| | 92 | Adam Jones | 2010-16 |
| | 91 | Tommy Casanova | 1972-77 |

| | | | |
|--------|----|------------------------|------|
| SEASON | 51 | Brandon Tate | 2011 |
| | 43 | Patrick Robinson | 1993 |
| | 40 | Quan Cosby | 2009 |
| | 36 | Brandon Tate | 2013 |
| | 34 | Craig Yeast | 2000 |

| | | | |
|------|---|--|-------------------------------|
| GAME | 7 | Tony Davis | Nov. 27, 1977 vs. N.Y. Giants |
| | 7 | Craig Yeast | Sept. 10, 2000 vs. Cleveland |
| | 7 | Brandon Tate | Oct. 2, 2011 vs. Buffalo |
| | 6 | (eight times; most recently Alex Erickson, Dec. 24, 2016 at Houston) | |

PUNT RETURN YARDS

| | | | |
|--------|------|----------------------|---------|
| CAREER | 1411 | Brandon Tate | 2011-15 |
| | 1381 | Mike Martin | 1983-89 |
| | 1201 | Lemar Parrish | 1970-77 |
| | 984 | Adam Jones | 2010-16 |
| | 784 | Tommy Casanova | 1972-77 |

| | | | |
|--------|-----|---------------------|------|
| SEASON | 543 | Brandon Tate | 2011 |
| | 474 | Quan Cosby | 2009 |
| | 376 | Mike Martin | 1984 |
| | 338 | Lemar Parrish | 1974 |
| | 336 | Brandon Tate | 2013 |

| | | | |
|------|-----|---------------------------|-----------------------------|
| GAME | 126 | T.J. Houshmandzadeh | Nov. 25, 2001 at Cleveland |
| | 114 | Quan Cosby | Sept. 20, 2009 at Green Bay |
| | 106 | Tommy Casanova | Oct. 8, 1972 vs. Denver |
| | 100 | Carl Pickens | Sept. 20, 1992 at Green Bay |
| | 95 | Lemar Parrish | Oct. 6, 1974 vs. Washington |

AVERAGE YARDS PER PUNT RETURN

| | | | |
|--------|-------|---|---------|
| CAREER | 10.70 | Adam Jones (984 yards/92 ret.) | 2010-16 |
| | 9.99 | Quan Cosby (699 yards/70 ret.) | 2009-10 |
| | 9.86 | Mike Martin (1381 yards/140 ret.) | 1983-89 |
| | 9.74 | Peter Warrick (526 yards/54 ret.) | 2000-04 |
| | 9.64 | Corey Sawyer (482 yards/50 ret.) | 1994-98 |
| | 9.24 | Lemar Parrish (1201 yards/130 ret.) | 1970-77 |

NOTE: Minimum 50 returns.

| | | | |
|--------|--------|---|------|
| SEASON | 18.778 | Lemar Parrish (338 yards/18 ret.) | 1974 |
| | 15.667 | Mike Martin (376 yards/24 ret.) | 1984 |
| | 12.045 | Adam Jones (265 yards/22 ret.) | 2014 |
| | 11.850 | Quan Cosby (474 yards/40 ret.) | 2009 |
| | 11.808 | Corey Sawyer (307 yards/26 ret.) | 1994 |

NOTE: Minimum 1.25 returns per game in season.

PUNT RETURNS FOR TOUCHDOWNS

| | | | |
|--------|---|----------------------|-----------|
| CAREER | 4 | Lemar Parrish | 1970-77 |
| | 2 | Mitchell Price | 1990-93 |
| | 2 | Craig Yeast | 1999-2000 |
| | 2 | Peter Warrick | 2000-04 |

| | | | |
|--------|---|--|------|
| SEASON | 2 | Lemar Parrish | 1974 |
| | 2 | Craig Yeast | 1999 |
| | 1 | (many times; most recently Adam Jones, 2012) | |

| | | | |
|------|---|--|--|
| GAME | 1 | (many times; most recently Adam Jones, Sept. 16, 2012 vs. Cleveland) | |
|------|---|--|--|

LONGEST PUNT RETURNS

| | | |
|-------|---------------------------|--------------------------------|
| 95-td | Carl Pickens | Sept. 20, 1992 at Green Bay |
| 90-td | Lemar Parrish | Oct. 6, 1974 vs. Washington |
| 86-td | Craig Yeast | Nov. 21, 1999 vs. Baltimore |
| 86 | T.J. Houshmandzadeh | Nov. 25, 2001 at Cleveland |
| 82-td | Corey Sawyer | Sept. 25, 1994 at Houston |
| 82-td | Peter Warrick | Dec. 17, 2000 vs. Jacksonville |

KICKOFF RETURNS

TOTAL KICKOFF RETURNS

| | | | |
|--------|-----|-------------------------|-----------|
| CAREER | 146 | Tremain Mack | 1997-2000 |
| | 145 | Brandon Tate | 2011-15 |
| | 136 | Stanford Jennings | 1984-90 |
| | 122 | Glenn Holt | 2006-08 |
| | 115 | Eric Ball | 1989-94 |

| | | | |
|--------|----|-----------------------|------|
| SEASON | 64 | Tab Perry | 2005 |
| | 59 | Glenn Holt | 2007 |
| | 56 | Bernard Scott | 2010 |
| | 55 | Deacon Turner | 1979 |
| | 53 | Brandon Bennett | 2003 |

| | | | |
|------|---|---|--------------------------------|
| GAME | 8 | Eric Bieniemy | Nov. 30, 1997 at Philadelphia |
| | 8 | Tab Perry | Nov. 20, 2005 vs. Indianapolis |
| | 7 | (many times; most recently Brandon Tate, Oct. 5, 2014 at New England) | |

KICKOFF RETURN YARDS

| | | | |
|--------|------|-------------------------|-----------|
| CAREER | 3583 | Tremain Mack | 1997-2000 |
| | 3517 | Brandon Tate | 2011-15 |
| | 2961 | Glenn Holt | 2006-08 |
| | 2752 | Stanford Jennings | 1984-90 |
| | 2498 | Brandon Bennett | 1998-2003 |

| | | | |
|--------|------|-----------------------|------|
| SEASON | 1562 | Tab Perry | 2005 |
| | 1432 | Glenn Holt | 2007 |
| | 1382 | Tremain Mack | 1999 |
| | 1257 | Bernard Scott | 2010 |
| | 1231 | Brandon Bennett | 2002 |

| | | | |
|------|-----|-----------------------|------------------------------|
| GAME | 228 | Brandon Bennett | Nov. 10, 2002 at Baltimore |
| | 212 | Tremain Mack | Nov. 1, 1998 vs. Denver |
| | 206 | Bernard Scott | Nov. 15, 2009 at Pittsburgh |
| | 201 | Eric Bieniemy | Oct. 26, 1997 at N.Y. Giants |
| | 197 | Tab Perry | Dec. 4, 2005 at Pittsburgh |

AVERAGE YARDS PER KICKOFF RETURN

| | | | |
|--------|-------|--|-----------|
| CAREER | 26.35 | Adam Jones (1344 yards/51 ret.) | 2010-16 |
| | 24.66 | Lemar Parrish (1504 yards/61 ret.) | 1970-77 |
| | 24.54 | Tremain Mack (3583 yards/146 ret.) | 1997-2000 |
| | 24.48 | Bernard Scott (1787 yards/73 ret.) | 2009-12 |
| | 24.27 | Glenn Holt (2961 yards/122 ret.) | 2006-08 |
| | 24.26 | Brandon Tate (3517 yards/145 ret.) | 2011-15 |

NOTE: Minimum 50 returns.

| | | | |
|--------|-------|---|------|
| SEASON | 31.26 | Adam Jones (844 yards/27 ret.) | 2014 |
| | 27.93 | Alex Erickson (810 yards/29 ret.) | 2016 |
| | 27.10 | Tremain Mack (1382 yards/51 ret.) | 1999 |
| | 26.11 | Brandon Tate (914 yards/35 ret.) | 2013 |
| | 25.89 | Tremain Mack (1165 yards/45 ret.) | 1998 |

NOTE: Minimum 1.25 returns per games in season.

KICKOFF RETURNS FOR TOUCHDOWNS

| | | | |
|---------------|---|--|-----------|
| CAREER | 2 | Tremain Mack | 1997-2000 |
| SEASON | 1 | (many times; most recently Bernard Scott, 2009) | |
| GAME | 1 | (many times; most recently Bernard Scott, Nov. 15, 2009 at Pittsburgh) | |

LONGEST KICKOFF RETURNS

| | | |
|--------|-------------------------|------------------------------|
| 102-td | Eric Bieniemy | Oct. 26, 1997 at N.Y. Giants |
| 100-td | Glenn Holt | Nov. 4, 2007 at Buffalo |
| 99-td | Tremain Mack | Nov. 14, 1999 vs. Tennessee |
| 98-td | Stanford Jennings | Nov. 13, 1988 at Kansas City |
| 97-td | Willie Shelby | Oct. 3, 1976 at Cleveland |
| 97-td | Tremain Mack | Sept. 27, 1998 at Baltimore |
| 97 | Adam Jones | Oct. 12, 2014 vs. Carolina |

INTERCEPTIONS**TOTAL INTERCEPTIONS**

| | | | |
|---------------|----|----------------------|--------------------------------|
| CAREER | 65 | Ken Riley | 1969-83 |
| | 33 | Louis Breeden | 1978-87 |
| | 31 | David Fulcher | 1986-92 |
| | 26 | Leon Hall | 2007-15 |
| | 25 | Lemar Parrish | 1970-77 |
| SEASON | 10 | Deltha O'Neal | 2005 |
| | 9 | Ken Riley | 1976 |
| | 8 | Ken Riley | 1983 |
| | 8 | David Fulcher | 1989 |
| | 8 | Ashley Ambrose | 1996 |
| | 8 | Tory James | 2004 |
| | 8 | Reggie Nelson | 2015 |
| GAME | 3 | Lemar Parrish | Dec. 17, 1972 at Houston |
| | 3 | Ken Riley | Dec. 12, 1976 at N.Y. Jets |
| | 3 | Louis Breeden | Dec. 14, 1980 at Chicago (OT) |
| | 3 | Ken Riley | Nov. 28, 1982 vs. L.A. Raiders |
| | 3 | David Fulcher | Oct. 1, 1989 at Kansas City |
| | 3 | David Fulcher | Dec. 17, 1989 vs. Houston |
| | 3 | Deltha O'Neal | Sept. 18, 2005 vs. Minnesota |
| | 3 | Leon Hall | Dec. 21, 2008 at Cleveland |

INTERCEPTION RETURN YARDS

| | | | |
|---------------|-----|-----------------------|-----------------------------|
| CAREER | 596 | Ken Riley | 1969-83 |
| | 558 | Louis Breeden | 1978-87 |
| | 354 | Lemar Parrish | 1970-77 |
| | 333 | Reggie Nelson | 2010-15 |
| | 305 | Ray Griffin | 1978-84 |
| SEASON | 167 | Ray Griffin | 1979 |
| | 145 | Louis Breeden | 1981 |
| | 141 | Ken Riley | 1976 |
| | 126 | Darryl Williams | 1993 |
| | 121 | Ray Horton | 1983 |
| GAME | 107 | James Francis | Nov. 22, 1992 vs. Detroit |
| | 102 | Louis Breeden | Nov. 8, 1981 at San Diego |
| | 102 | Artrell Hawkins | Nov. 3, 2002 at Houston |
| | 97 | Darryl Williams | Nov. 7, 1993 vs. Pittsburgh |
| | 96 | Ray Griffin | Nov. 11, 1979 vs. San Diego |

LONGEST INTERCEPTION RETURNS

| | | |
|--------|-----------------------|-----------------------------|
| 102-td | Louis Breeden | Nov. 8, 1981 at San Diego |
| 102-td | Artrell Hawkins | Nov. 3, 2002 at Houston |
| 97-td | Darryl Williams | Nov. 7, 1993 vs. Pittsburgh |
| 96-td | Ray Griffin | Nov. 11, 1979 vs. San Diego |
| 75-td | Reggie Nelson | Oct. 30, 2011 at Seattle |

INTERCEPTION RETURNS FOR TOUCHDOWNS

| | | | |
|---------------|---|------------------------|--------------------------|
| CAREER | 5 | Ken Riley | 1969-83 |
| | 4 | Lemar Parrish | 1970-77 |
| | 3 | Ray Griffin | 1978-84 |
| | 3 | James Griffin | 1983-85 |
| | 3 | James Francis | 1990-98 |
| | 3 | Johnathan Joseph | 2006-10 |
| | 3 | Leon Hall | 2007-15 |
| SEASON | 2 | Lemar Parrish | 1972 |
| | 2 | Tommy Casanova | 1976 |
| | 2 | Scott Perry | 1978 |
| | 2 | Ray Griffin | 1980 |
| | 2 | Ken Riley | 1983 |
| GAME | 2 | Lemar Parrish | Dec. 17, 1972 at Houston |

SACKS**TOTAL SACKS****(SINCE 1976)**

| | | | |
|---------------|------|---|-----------------------------|
| CAREER | 83.5 | Eddie Edwards | 1977-88 |
| | 62.5 | Reggie Williams | 1976-89 |
| | 59.0 | Ross Browner | 1978-86 |
| | 57.0 | Carlos Dunlap | 2010-16 |
| | 52.0 | Geno Atkins | 2010-16 |
| SEASON | 22.0 | Coy Bacon | 1976 |
| | 13.5 | Carlos Dunlap | 2015 |
| | 13.0 | Eddie Edwards | 1983 |
| | 12.5 | Geno Atkins | 2012 |
| | 12.0 | Eddie Edwards | 1980 |
| GAME | 5.0 | Eddie Edwards | Dec. 21, 1980 vs. Cleveland |
| | 5.0 | Antwan Odom | Sept. 20, 2009 at Green Bay |
| | 4.0 | Alfred Williams | Oct. 16, 1994 at Pittsburgh |
| | 3.5 | Gerald Dixon | Dec. 21, 1997 vs. Baltimore |
| | 3.0 | (many times; most recently Carlos Dunlap, Dec. 28, 2015 at Denver [OT]) | |

REGULAR-SEASON TEAM RECORDS

WINS/LOSSES

GAMES WON

| | | |
|--------|----|------|
| SEASON | 12 | 1981 |
| | 12 | 1988 |
| | 12 | 2015 |
| | 11 | 1975 |
| | 11 | 2005 |
| | 11 | 2013 |

HIGHEST WINNING PERCENTAGE

| | | |
|--------|------|-------------|
| SEASON | .786 | 1975 (11-3) |
| | .750 | 1981 (12-4) |
| | .750 | 1988 (12-4) |
| | .750 | 2015 (12-4) |
| | .714 | 1973 (10-4) |
| | .714 | 1976 (10-4) |

CONSECUTIVE GAMES WON

| | | |
|-----------|---|-------------------------------------|
| ALL GAMES | 8 | 1970 (Games 8-14) and 1971 (Game 1) |
| | 8 | 2015 (Games 1-8) |
| | 7 | 1973 (Games 9-14) and 1974 (Game 1) |

| | | |
|------------|---|-------------------|
| ONE SEASON | 8 | 2015 (Games 1-8) |
| | 7 | 1970 (Games 8-14) |
| | 6 | 1973 (Games 9-14) |
| | 6 | 1975 (Games 1-6) |
| | 6 | 1988 (Games 1-6) |

| | | |
|------------|----|---|
| HOME GAMES | 11 | 2012 (one), 2013 (eight) and 2014 (two) |
| | 10 | 1988 (eight) and 1989 (two) |
| | 9 | 1975 (three) and 1976 (six) |
| | 9 | 2012 (one) and 2013 (eight) |
| | 8 | 1973 (seven) and 1974 (one) |

| | | |
|------------|---|-----------------------------------|
| ROAD GAMES | 5 | 2008 (one) and 2009 (four) |
| | 4 | (seven times; most recently 2015) |

GAMES LOST

| | | |
|--------|----|----------------------------------|
| SEASON | 14 | 2002 |
| | 13 | (four times; most recently 1998) |

LOWEST WINNING PERCENTAGE

| | | |
|--------|-------------|----------------------------------|
| SEASON | .125 (2-14) | 2002 |
| | .188 (3-13) | (four times; most recently 1998) |

CONSECUTIVE GAMES LOST

| | | |
|-----------|----|--------------------------------------|
| ALL GAMES | 11 | 1992 (Game 16) and 1993 (Games 1-10) |
| | 10 | 2010 (Games 4-13) |
| | 9 | 1977 (Game 14) and 1978 (Games 1-8) |
| | 9 | 1993 (Game 16) and 1994 (Games 1-8) |
| | 9 | 1998 (Games 6-14) |

| | | |
|------------|----|----------------------------|
| HOME GAMES | 11 | 1998 (five) and 1999 (six) |
| | 7 | 2002 |
| | 6 | 1987 |
| | 6 | 1992 (one) and 1993 (five) |

| | | |
|------------|----|--|
| ROAD GAMES | 15 | 1992 (three), 1993 (eight) and 1994 (four) |
| | 10 | 1979 (eight) and 1980 (two) |
| | 10 | 1990 (two) and 1991 (eight) |

| | | |
|------------|----|---|
| ONE SEASON | 10 | 1993 (Games 1-10) |
| | 10 | 2010 (Games 4-13) |
| | 9 | 1998 (Games 6-14) |
| | 8 | (four times; most recently 2008, Games 1-8) |

SCORING

POINTS SCORED

| | | |
|--------|-----|------|
| SEASON | 448 | 1988 |
| | 441 | 1985 |
| | 430 | 2013 |
| | 421 | 1981 |
| | 421 | 2005 |

| | | |
|------|----|-----------------------------|
| GAME | 61 | Dec. 17, 1972 at Houston |
| | 61 | Dec. 17, 1989 vs. Houston |
| | 58 | Nov. 28, 2004 vs. Cleveland |
| | 56 | Oct. 29, 1989 vs. Tampa Bay |
| | 55 | Nov. 6, 1983 at Houston |

| | | |
|------|----|---|
| HALF | 45 | Dec. 17, 1972 at Houston2nd half |
| | 41 | Dec. 21, 1975 vs. San Diego1st half |
| | 38 | Dec. 20, 1970 vs. Boston1st half |
| | 38 | Nov. 20, 1983 vs. Houston1st half |

| | | |
|---------|----|--|
| QUARTER | 31 | Nov. 17, 2013 vs. Cleveland2nd quarter |
| | 28 | Dec. 17, 1972 at Houston4th quarter |
| | 28 | Oct. 23, 1988 vs. Houston1st quarter |
| | 28 | Nov. 19, 1989 vs. Detroit2nd quarter |
| | 27 | Oct. 5, 1986 at Green Bay2nd quarter |
| | 27 | Dec. 21, 1975 vs. San Diego1st quarter |

NOTE: The Bengals' highest point total in a third quarter is 21 (five times), most recently Dec. 17, 1989 vs. Houston.

TOUCHDOWNS

| | | |
|--------|----|------|
| SEASON | 59 | 1988 |
| | 54 | 2013 |
| | 53 | 1985 |
| | 52 | 1989 |
| | 51 | 1981 |
| | 51 | 1986 |

| | | |
|------|---|--|
| GAME | 8 | Oct. 29, 1989 vs. Tampa Bay |
| | 8 | Dec. 17, 1989 vs. Houston |
| | 7 | (eight times; most recently Oct. 27, 2013 vs. N.Y. Jets) |

RUSHING TOUCHDOWNS

| | | |
|--------|----|------|
| SEASON | 27 | 1988 |
| | 24 | 1983 |
| | 24 | 1986 |
| | 23 | 1979 |
| | 23 | 1997 |

| | | |
|------|---|---|
| GAME | 5 | Nov. 6, 1983 at Houston |
| | 5 | Oct. 23, 1988 vs. Houston |
| | 4 | (eight times; most recently Oct. 4, 2015 vs. Kansas City) |

PASSING TOUCHDOWNS

| | | |
|--------|----|------|
| SEASON | 33 | 2013 |
| | 32 | 1989 |
| | 32 | 2005 |
| | 31 | 1985 |
| | 31 | 2015 |

| | | |
|------|---|-----------------------------|
| GAME | 6 | Oct. 29, 1989 vs. Tampa Bay |
| | 6 | Sept. 16, 2007 at Cleveland |
| | 5 | Dec. 21, 1986 vs. N.Y. Jets |
| | 5 | Dec. 17, 1989 vs. Houston |
| | 5 | Oct. 25, 2009 vs. Chicago |
| | 5 | Oct. 27, 2013 vs. N.Y. Jets |

POINTS AFTER TOUCHDOWNS

| | | |
|--------|----|------|
| SEASON | 56 | 1988 |
| | 52 | 2013 |
| | 50 | 1986 |
| | 50 | 1989 |
| | 49 | 1981 |
| | 49 | 1985 |

| | | |
|------|---|--|
| GAME | 8 | Oct. 29, 1989 vs. Tampa Bay |
| | 7 | (seven times; most recently Oct. 27, 2013 vs. N.Y. Jets) |

| FIELD GOALS | | |
|-----------------------------------|-------|--|
| SEASON | 33 | 2011 |
| (total) | 31 | 2007 |
| | 30 | 2012 |
| | 29 | 1995 |
| | 28 | 1994 |
| | 28 | 2005 |
| | 28 | 2016 |
| SEASON | 2.06 | 2011 (33 field goals/16 games) |
| (average per | 1.94 | 2007 (31 field goals/16 games) |
| team game) | 1.93 | 1972 (27 field goals/14 games) |
| | 1.88 | 2012 (30 field goals/16 games) |
| | 1.81 | 1995 (29 field goals/16 games) |
| | 1.79 | 1970 (25 field goals/14 games) |
| GAME | 7 | Nov. 11, 2007 at Baltimore |
| | 6 | Nov. 6, 1994 at Seattle (OT) |
| | 5 | (eight times; most recently Sept. 29, 2016 vs. Miami) |
| SAFETIES | | |
| SEASON | 3 | 1993 |
| | 2 | (four times; most recently 1995) |
| GAME | 1 | (many times; most recently Nov. 27, 2016 at Baltimore) |
| OFFENSE | | |
| FIRST DOWNS | | |
| SEASON | 361 | 1981 |
| | 351 | 1988 |
| | 348 | 1986 |
| | 348 | 1989 |
| | 344 | 1985 |
| GAME | 35 | Dec. 17, 1989 vs. Houston |
| | 35 | Oct. 30, 2016 vs. Washington (OT) [at London, England] |
| | 34 | Nov. 17, 1975 vs. Buffalo |
| | 34 | Dec. 7, 1975 at Philadelphia |
| | 34 | Nov. 27, 1988 vs. Buffalo |
| | 34 | Dec. 4, 1997 vs. Tennessee |
| TOTAL NET YARDS | | |
| SEASON | 6490 | 1986 |
| | 6101 | 1989 |
| | 6057 | 1988 |
| | 5968 | 1981 |
| | 5900 | 1985 |
| GAME | 621 | Dec. 21, 1986 vs. N.Y. Jets |
| | 584 | Dec. 7, 1986 at New England |
| | 584 | Dec. 17, 1989 vs. Houston |
| | 582 | Oct. 7, 1990 at L.A. Rams (OT) |
| | 571 | Nov. 22, 1981 vs. Denver |
| NET YARDS RUSHING | | |
| SEASON | 2710 | 1988 |
| | 2533 | 1986 |
| | 2483 | 1989 |
| | 2329 | 1979 |
| | 2314 | 2000 |
| GAME | 407 | Oct. 22, 2000 vs. Denver |
| | 300 | Dec. 7, 1986 at New England |
| | 292 | Dec. 3, 2000 vs. Arizona |
| | 279 | Dec. 12, 1999 vs. Cleveland |
| | 276 | Dec. 4, 1997 vs. Tennessee |
| RUSHING ATTEMPTS | | |
| SEASON | 563 | 1988 |
| | 560 | 1979 |
| | 542 | 1983 |
| | 540 | 1984 |
| | 538 | 1987 |
| GAME | 61 | Oct. 11, 1987 at Seattle |
| | 57 | Nov. 9, 2003 vs. Houston |
| | 55 | Oct. 14, 1973 vs. Pittsburgh |
| | 55 | Dec. 4, 1977 at Kansas City |
| | 55 | Dec. 4, 1983 at Pittsburgh |
| AVERAGE YARDS PER RUSHING ATTEMPT | | |
| SEASON | 4.862 | 1986 (2533 yards/521 att.) |
| | 4.813 | 1988 (2710 yards/563 att.) |
| | 4.694 | 1989 (2483 yards/529 att.) |
| | 4.675 | 2000 (2314 yards/495 att.) |
| | 4.640 | 1999 (2051 yards/442 att.) |

| NET YARDS PASSING | | |
|------------------------|--------|---|
| SEASON | 4136 | 2013 |
| (total) | 4012 | 2007 |
| | 3995 | 1981 |
| | 3957 | 1986 |
| | 3942 | 2016 |
| SEASON | 259.89 | 1982 (2339 yards/nine games) |
| (average per | 258.50 | 2013 (4136 yards/16 games) |
| team game) | 250.75 | 2007 (4012 yards/16 games) |
| | 249.69 | 1981 (3995 yards/16 games) |
| | 247.31 | 1986 (3957 yards/16 games) |
| GAME | 483 | Oct. 7, 1990 at L.A. Rams (OT) |
| | 447 | Nov. 19, 1989 vs. Detroit |
| | 441 | Nov. 17, 1975 vs. Buffalo |
| | 417 | Nov. 12, 2006 vs. San Diego |
| | 416 | Dec. 21, 1986 vs. N.Y. Jets |
| PASSING ATTEMPTS | | |
| SEASON | 602 | 2001 |
| | 591 | 2002 |
| | 590 | 2010 |
| | 587 | 2013 |
| | 586 | 1995 |
| GAME | 68 | Dec. 30, 2001 vs. Pittsburgh (OT) |
| | 56 | Dec. 20, 1982 at San Diego |
| | 54 | Dec. 25, 1989 at Minnesota |
| | 54 | Sept. 18, 2016 at Pittsburgh |
| | 53 | Nov. 22, 1987 vs. Pittsburgh |
| | 53 | Oct. 31, 2013 at Miami (OT) |
| COMPLETIONS | | |
| SEASON | 373 | 2007 |
| | 365 | 2010 |
| | 364 | 2013 |
| | 364 | 2016 |
| | 362 | 2005 |
| GAME | 40 | Dec. 20, 1982 at San Diego |
| | 37 | Nov. 18, 2007 vs. Arizona |
| | 36 | Oct. 24, 2010 at Atlanta |
| | 35 | Dec. 30, 2001 vs. Pittsburgh (OT) |
| | 34 | Sept. 12, 2010 at New England |
| PASSES HAD INTERCEPTED | | |
| SEASON | 30 | 1978 |
| | 26 | 2001 |
| | 25 | 1980 |
| | 23 | 1990 |
| | 22 | (four times; most recently 2004) |
| GAME | 5 | (six times; most recently Nov. 25, 2001 at Cleveland) |
| FEWEST SACKS ALLOWED | | |
| SEASON | 17 | 2007 |
| (total) | 21 | 2005 |
| | 23 | 2014 |
| | 24 | 1972 |
| | 24 | 1973 |
| SEASON | 1.06 | 2007 (17 sacks/16 games) |
| (average per | 1.31 | 2005 (21 sacks/16 games) |
| team game) | 1.44 | 2014 (23 sacks/16 games) |
| | 1.56 | 1995 (25 sacks/16 games) |
| | 1.56 | 2011 (25 sacks/16 games) |
| MOST SACKS ALLOWED | | |
| SEASON | 63 | 1979 |
| (total) | 57 | 1969 |
| | 53 | 1993 |
| | 53 | 1998 |
| | 52 | 2000 |
| SEASON | 4.07 | 1969 (57 sacks/14 games) |
| (average per | 3.94 | 1979 (63 sacks/16 games) |
| team game) | 3.31 | 1993 (53 sacks/16 games) |
| | 3.31 | 1998 (53 sacks/16 games) |
| | 3.25 | 2000 (52 sacks/16 games) |
| GAME | 10 | Oct. 19, 1969 vs. Denver |
| | 10 | Nov. 29, 1992 vs. Pittsburgh |
| | 10 | Oct. 13, 1996 at Pittsburgh |

DEFENSE**FEWEST POINTS ALLOWED**

| | | |
|---------------|-----|--------------------------------------|
| SEASON | 177 | 1982 (strike season with nine games) |
| (total) | 210 | 1976 |
| | 229 | 1972 |
| | 231 | 1973 |
| | 235 | 1977 |

| | | |
|---------------|-------|----------------------------|
| SEASON | 15.00 | 1976 (210 points/14 games) |
| (average per | 16.36 | 1972 (229 points/14 games) |
| team game) | 16.50 | 1973 (231 points/14 games) |
| | 16.79 | 1977 (235 points/14 games) |
| | 17.44 | 2015 (279 points/16 games) |

| | | |
|-------------|---|--|
| GAME | 0 | (many times; most recently Dec. 14, 2014 at Cleveland) |
|-------------|---|--|

MOST POINTS ALLOWED

| | | |
|---------------|-----|------|
| SEASON | 460 | 1999 |
| | 456 | 2002 |
| | 452 | 1998 |
| | 437 | 1985 |
| | 435 | 1991 |

| | | |
|-------------|----|------------------------------|
| GAME | 52 | Dec. 8, 2002 at Carolina |
| | 51 | Sept. 9, 1979 at Buffalo |
| | 51 | Sept. 16, 2007 at Cleveland |
| | 50 | Dec. 20, 1982 at San Diego |
| | 49 | Nov. 19, 1995 vs. Pittsburgh |
| | 49 | Nov. 12, 2006 vs. San Diego |
| | 49 | Nov. 21, 2010 vs. Buffalo |

| | | |
|-------------|----|---|
| HALF | 42 | Nov. 12, 2006 vs. San Diego (2nd half) |
| | 41 | Sept. 9, 1979 at Buffalo (2nd half) |
| | 36 | Nov. 19, 1995 vs. Pittsburgh (2nd half) |
| | 36 | Dec. 8, 2002 at Carolina (2nd half) |

FEWEST FIRST DOWNS ALLOWED

| | | |
|-------------|---|------------------------------|
| GAME | 5 | Dec. 14, 2014 at Cleveland |
| | 6 | Oct. 14, 1973 vs. Pittsburgh |
| | 6 | Dec. 12, 1976 at N.Y. Jets |
| | 7 | Sept. 26, 1976 vs. Green Bay |
| | 8 | Nov. 30, 1969 at Buffalo |
| | 8 | Dec. 20, 1970 vs. Boston |
| | 8 | Nov. 28, 1971 vs. San Diego |
| | 8 | Sept. 29, 2016 vs. Miami |

FEWEST TOTAL NET YARDS ALLOWED

| | | |
|---------------|-------|--------------------------------------|
| SEASON | 2,893 | 1982 (strike season with nine games) |
| (total) | 3,552 | 1972 |
| | 3,670 | 1976 |
| | 3,705 | 1973 |
| | 3,906 | 1971 |

| | | |
|---------------|--------|----------------------------|
| SEASON | 253.71 | 1972 (3552 yards/14 games) |
| (average per | 262.14 | 1976 (3670 yards/14 games) |
| team game) | 264.64 | 1973 (3705 yards/14 games) |
| | 270.44 | 1983 (4327 yards/16 games) |
| | 279.00 | 1971 (3906 yards/14 games) |

| | | |
|-------------|-----|-------------------------------|
| GAME | 36 | Sept. 26, 1976 vs. Green Bay |
| | 72 | Dec. 12, 1976 at N.Y. Jets |
| | 107 | Dec. 14, 2014 at Cleveland |
| | 130 | Nov. 28, 1971 vs. San Diego |
| | 137 | Sept. 17, 1972 at New England |

FEWEST NET YARDS RUSHING ALLOWED

| | | |
|-------------|----|-----------------------------------|
| GAME | 11 | Dec. 12, 1999 vs. Cleveland |
| | 22 | Dec. 23, 1990 vs. Houston |
| | 25 | Sept. 19, 2004 vs. Miami |
| | 26 | Sept. 19, 1982 at Pittsburgh (OT) |
| | 27 | Oct. 13, 1985 vs. N.Y. Giants |
| | 27 | Sept. 15, 1996 vs. New Orleans |

MOST NET YARDS RUSHING ALLOWED

| | | |
|-------------|-----|------------------------------|
| GAME | 313 | Oct. 26, 1969 at Kansas City |
| | 309 | Dec. 7, 1969 at Oakland |
| | 293 | Nov. 12, 1972 vs. Oakland |
| | 281 | Dec. 22, 1985 at New England |
| | 275 | Oct. 7, 2001 at Pittsburgh |

FEWEST NET YARDS PASSING ALLOWED

| | | |
|-------------|-----|--------------------------------|
| GAME | -35 | Sept. 26, 1976 vs. Green Bay |
| | -4 | Oct. 4, 1981 at Houston |
| | 3 | Sept. 15, 1974 vs. Cleveland |
| | 8 | Dec. 12, 1976 at N.Y. Jets |
| | 19 | Nov. 24, 1991 vs. L.A. Raiders |

MOST NET YARDS PASSING ALLOWED

| | | |
|-------------|-----|--|
| GAME | 504 | Nov. 19, 2006 at New Orleans |
| | 486 | Dec. 20, 1982 at San Diego |
| | 446 | Oct. 30, 2016 vs. Washington (OT) [at London, England] |
| | 443 | Oct. 13, 1985 vs. New York Giants |
| | 442 | Oct. 1, 1995 vs. Miami |

INTERCEPTIONS

| | | |
|---------------|----|------|
| SEASON | 34 | 1996 |
| | 31 | 2005 |
| | 27 | 1971 |
| | 26 | 1976 |
| | 25 | 1984 |

| | | |
|-------------|---|-----------------------------|
| GAME | 6 | Nov. 28, 1971 vs. San Diego |
| | 6 | Dec. 12, 1976 at N.Y. Jets |

SACKS

| | | |
|---------------|----|------|
| SEASON | 51 | 2012 |
| (total) | 48 | 2001 |
| | 46 | 1976 |
| | 45 | 1992 |
| | 45 | 2011 |

| | | |
|---------------|------|--------------------------|
| SEASON | 3.29 | 1976 (46 sacks/14 games) |
| (average per | 3.19 | 2012 (51 sacks/16 games) |
| team game) | 3.07 | 1973 (43 sacks/14 games) |
| | 3.00 | 2001 (48 sacks/16 games) |
| | 2.81 | 1992 (45 sacks/16 games) |
| | 2.81 | 2011 (45 sacks/16 games) |

| | | |
|-------------|---|---|
| GAME | 8 | Oct. 16, 1994 at Pittsburgh |
| | 8 | Dec. 9, 2001 vs. Jacksonville |
| | 7 | (nine times; most recently Sept. 10, 2006 at Kansas City) |

PENALTIES**FEWEST PENALTIES INCURRED**

| | | |
|---------------|----|--------------------------------------|
| SEASON | 50 | 1969 |
| | 55 | 1968 |
| | 56 | 1982 (strike season with nine games) |
| | 69 | 1998 |
| | 71 | 1970 |

FEWEST PENALTY YARDS INCURRED

| | | |
|---------------|-----|--------------------------------------|
| SEASON | 475 | 1982 (strike season with nine games) |
| (total) | 556 | 1969 |
| | 586 | 1968 |
| | 591 | 2008 |
| | 618 | 1994 |

| | | |
|---------------|-------|---------------------------|
| SEASON | 36.94 | 2008 (591 yards/16 games) |
| (average per | 38.63 | 1994 (618 yards/16 games) |
| team game) | 38.75 | 1998 (620 yards/16 games) |
| | 39.19 | 1990 (627 yards/16 games) |
| | 39.71 | 1969 (556 yards/14 games) |

MOST PENALTIES INCURRED

| | | |
|---------------|-----|------|
| SEASON | 126 | 1999 |
| | 118 | 1980 |
| | 114 | 2009 |
| | 111 | 1986 |
| | 111 | 2015 |

| | | |
|-------------|----|--|
| GAME | 17 | Sept. 18, 2005 vs. Minnesota |
| | 16 | Oct. 6, 1985 vs. N.Y. Jets |
| | 16 | Nov. 7, 1999 at Seattle |
| | 15 | (three times; most recently Nov. 21, 1999 vs. Baltimore) |

MOST PENALTY YARDS INCURRED

| | | |
|---------------|------|------|
| SEASON | 1027 | 1999 |
| (total) | 1000 | 2013 |
| | 956 | 1978 |
| | 949 | 1980 |
| | 921 | 1971 |

| | | |
|---------------|-------|----------------------------|
| SEASON | 65.79 | 1971 (921 yards/14 games) |
| (average per | 64.19 | 1999 (1027 yards/16 games) |
| team game) | 62.50 | 2013 (1000 yards/16 games) |
| | 61.36 | 1977 (859 yards/14 games) |
| | 59.75 | 1978 (956 yards/16 games) |

| | | |
|-------------|-----|---------------------------------|
| GAME | 134 | Nov. 10, 2013 at Baltimore (OT) |
| | 133 | Oct. 1, 1978 at San Francisco |
| | 132 | Nov. 1, 1987 vs. Houston |

OPPONENTS' INDIVIDUAL RECORDS

SCORING

TOTAL POINTS

| | | |
|-------------|----|---|
| GAME | 24 | Roland Hooks, Sept. 9, 1979 at Buffalo (four rushing TDs) |
| | 24 | Az-Zahir Hakim, Oct. 3, 1999 vs. St. Louis (three receiving TDs/one punt return TD) |
| | 24 | LaDainian Tomlinson, Nov. 12, 2006 vs. San Diego (four rushing TDs) |

TOUCHDOWNS

| | | |
|-------------|---|---|
| GAME | 4 | Roland Hooks, Sept. 9, 1979 at Buffalo (four rushing TDs) |
| | 4 | Az-Zahir Hakim, Oct. 3, 1999 vs. St. Louis (three rec. TDs/one PR TD) |
| | 4 | LaDainian Tomlinson, Nov. 12, 2006 vs. San Diego (four rushing TDs) |

FIELD GOALS

| | | |
|-------------|---|---|
| GAME | 7 | Cairo Santos, Oct. 4, 2015 vs. Kansas City (seven for seven) |
| | 6 | Chris Boswell, Dec. 18, 2016 vs. Pittsburgh (six for six) |
| | 5 | (eight times; most recently Stephen Gostkowski, Oct. 5, 2014 vs. New England [five for five]) |

LONGEST FIELD GOALS

| | |
|----|---|
| 60 | Steve Cox, Oct. 21, 1984 vs. Cleveland |
| 58 | Robbie Gould, Sept. 8, 2013 at Chicago |
| 57 | Justin Tucker, Nov. 27, 2016 at Baltimore |
| 55 | Sebastian Janikowski, Nov. 25, 2012 vs. Oakland |
| 54 | Eddie Murray, Dec. 11, 1983 vs. Detroit |
| 54 | Dan Carpenter, Oct. 31, 2010 vs. Miami |
| 54 | Phil Dawson, Nov. 27, 2011 vs. Cleveland |
| 54 | Dan Carpenter, Nov. 20, 2016 vs. Buffalo |
| 54 | Justin Tucker, Nov. 27, 2016 at Baltimore |

RUSHING

TOTAL RUSHING ATTEMPTS

| | | |
|-------------|----|---|
| GAME | 45 | Jamie Morris, Dec. 17, 1988 vs. Washington (OT) (152 rushing yards) |
| | 41 | Franco Harris, Oct. 17, 1976 at Pittsburgh (143 rushing yards) |
| | 40 | Adrian Murrell, Sept. 28, 1997 vs. N.Y. Jets (156 rushing yards) |

RUSHING YARDS

| | | |
|-------------|-----|--|
| GAME | 227 | Priest Holmes, Nov. 22, 1998 vs. Baltimore (36 attempts) |
| | 216 | Jamal Lewis, Sept. 16, 2007 at Cleveland (27 attempts) |
| | 215 | Terrell Davis, Sept. 21, 1997 at Denver (27 attempts) |
| | 202 | Earl Campbell, Oct. 26, 1980 at Houston (27 attempts) |
| | 201 | Larry Johnson, Jan. 1, 2006 at Kansas City (26 attempts) |

RUSHING TOUCHDOWNS

| | | |
|-------------|---|--|
| GAME | 4 | Roland Hooks, Sept. 9, 1979 at Buffalo |
| | 4 | LaDainian Tomlinson, Nov. 12, 2006 vs. San Diego |
| | 3 | (many times; most recently Larry Johnson, Jan. 1, 2006 at Kansas City) |

LONGEST RUSHES

| | |
|-------|--|
| 92-td | Bo Jackson, Nov. 5, 1989 at L.A. Raiders |
| 88 | Bo Jackson, Dec. 16, 1990 at L.A. Raiders |
| 80-td | Warren McVea, Oct. 26, 1969 at Kansas City |

PASSING

TOTAL PASSING ATTEMPTS

| | | |
|-------------|----|--|
| GAME | 63 | Elvis Grbac, Sept. 23, 2001 vs. Baltimore (33 completions) |
| | 62 | Phil Simms, Oct. 13, 1985 vs. N.Y. Giants (40 completions) |
| | 62 | Joe Flacco, Sept. 7, 2014 at Baltimore (35 completions) |
| | 60 | Carson Wentz, Dec. 4, 2016 vs. Philadelphia (36 completions) |
| | 58 | Donovan McNabb, Nov. 16, 2008 vs. Philadelphia (OT) (28 completions) |

COMPLETIONS

| | | |
|-------------|----|--|
| GAME | 40 | Phil Simms, Oct. 13, 1985 vs. N.Y. Giants (62 attempts) |
| | 38 | Kirk Cousins, Oct. 30, 2016 vs. Washington (OT) (London, Eng.) (56 att.) |
| | 37 | Drew Brees, Nov. 19, 2006 at New Orleans (52 attempts) |
| | 36 | Carson Wentz, Dec. 4, 2016 vs. Philadelphia (60 completions) |
| | 35 | Joe Flacco, Sept. 7, 2014 at Baltimore (62 attempts) |

PASSING YARDS

| | | |
|-------------|-----|--|
| GAME | 513 | Phil Simms, Oct. 13, 1985 vs. N.Y. Giants (40 comp./62 att.) |
| | 510 | Drew Brees, Nov. 19, 2006 at New Orleans (37 comp./52 att.) |
| | 458 | Kirk Cousins, Oct. 30, 2016 vs. Wash. (OT) (London, Eng.) (38 comp./56 att.) |
| | 450 | Dan Marino, Oct. 1, 1995 vs. Miami (33 comp./48 att.) |
| | 437 | Jeff Garcia, Dec. 5, 1999 vs. San Francisco (33 comp./49 att.) |

TOUCHDOWN PASSES

| | | |
|-------------|---|---|
| GAME | 5 | Warren Moon, Oct. 14, 1990 at Houston |
| | 5 | Jim Kelly, Oct. 21, 1991 at Buffalo |
| | 5 | Warren Moon, Oct. 11, 1992 vs. Houston |
| | 5 | Kelly Holcomb, Nov. 28, 2004 vs. Cleveland |
| | 5 | Derek Anderson, Sept. 16, 2007 at Cleveland |

PASSES HAD INTERCEPTED

| | | |
|-------------|---|--|
| GAME | 5 | Daryle Lamonica, Nov. 2, 1969 vs. Oakland (44 passes) |
| | 5 | Daunte Culpepper, Sept. 18, 2005 vs. Minnesota (37 passes) |
| | 5 | Kyle Orton, Sept. 25, 2005 at Chicago (39 passes) |
| | 5 | Brett Favre, Oct. 30, 2005 vs. Green Bay (39 passes) |

LONGEST PASSES

| | | |
|-------|--|------------------------------|
| 99-td | Jeff Garcia to Andre' Davis..... | Oct. 17, 2004 at Cleveland |
| 94-td | Ben Roethlisberger to Martavis Bryant..... | Dec. 7, 2014 vs. Pittsburgh |
| 87-td | Jerry Rhome to Charlie Joiner..... | Dec. 13, 1970 at Houston |
| 87-td | Kyle Orton to Brandon Stokley..... | Sept. 13, 2009 vs. Denver |
| 84-td | Jim Kelly to Chris Burkett..... | Sept. 14, 1986 vs. Buffalo |
| 84-td | Jay Schroeder to Willie Gault..... | Nov. 5, 1989 at L.A. Raiders |

RECEIVING

TOTAL RECEPTIONS

| | | |
|-------------|----|--|
| GAME | 14 | Jimmy Smith, Jan. 2, 2000 at Jacksonville (165 receiving yards) |
| | 13 | Art Monk, Dec. 15, 1985 at Washington (230 receiving yards) |
| | 13 | Hines Ward, Nov. 30, 2003 at Pittsburgh (149 receiving yards) |
| | 13 | Steve Smith, Sept. 27, 2015 at Baltimore (186 receiving yards) |
| | 12 | Mark Bavaro, Oct. 13, 1985 vs. N.Y. Giants (176 receiving yards) |

RECEIVING YARDS

| | | |
|-------------|-----|---|
| GAME | 260 | Wes Chandler, Dec. 20, 1982 at San Diego (10 receptions) |
| | 230 | Art Monk, Dec. 15, 1985 at Washington (13 receptions) |
| | 220 | James Lofton, Oct. 21, 1991 at Buffalo (eight receptions) |
| | 201 | Roddy White, Oct. 24, 2010 at Atlanta (11 receptions) |

RECEIVING TOUCHDOWNS

| | | |
|-------------|---|--|
| GAME | 3 | Warren Wells, Dec. 7, 1969 at Oakland |
| | 3 | Roger Carr, Sept. 19, 1976 at Baltimore |
| | 3 | Haywood Jeffries, Oct. 11, 1992 vs. Houston |
| | 3 | Haywood Jeffries, Nov. 14, 1993 vs. Houston |
| | 3 | Az-Zahir Hakim, Oct. 3, 1999 vs. St. Louis |
| | 3 | Steve Heiden, Nov. 28, 2004 vs. Cleveland |
| | 3 | Marvin Harrison, Dec. 18, 2006 at Indianapolis |
| | 3 | Stevie Johnson, Nov. 21, 2010 vs. Buffalo |

PUNTING

TOTAL PUNTS

| | | |
|-------------|----|--|
| GAME | 12 | Bill Van Heusen, Oct. 6, 1968 at Denver (532 punting yards) |
| | 12 | Josh Miller, Oct. 15, 2000 at Pittsburgh (526 punting yards) |

LONGEST PUNTS

| | |
|----|--|
| 76 | Lee Johnson, Sept. 9, 2001 vs. New England |
| 74 | Dan Pastorini, Oct. 24, 1976 at Houston |
| 74 | Brad Wing, Dec. 7, 2014 vs. Pittsburgh |
| 72 | Brian Hansen, Oct. 17, 1993 vs. Cleveland |
| 72 | Sean Landeta, Sept. 20, 1998 vs. Green Bay |
| 72 | Josh Miller, Nov. 30, 2003 at Pittsburgh |

PUNT RETURNS

PUNT RETURN YARDS

| | | |
|-------------|-----|--|
| GAME | 153 | Steve Smith, Dec. 8, 2002 at Carolina (three returns) |
| | 127 | Billy "White Shoes" Johnson, Oct. 5, 1975 at Houston (six returns) |
| | 120 | Josh Cribbs, Oct. 4, 2009 at Cleveland (OT) (six returns) |

LONGEST PUNT RETURNS

| | |
|-------|--|
| 95-td | Lamont Brightful, Nov. 10, 2002 at Baltimore |
| 92-td | Eric Metcalfe, Sept. 4, 1994 vs. Cleveland |
| 87-td | Jermaine Lewis, Sept. 27, 1998 at Baltimore |
| 87-td | Steve Smith, Dec. 8, 2002 at Carolina |

KICKOFF RETURNS

KICKOFF RETURN YARDS

| | | |
|-------------|-----|--|
| GAME | 229 | Desmond Howard, Oct. 28, 2001 at Detroit (five returns) |
| | 220 | Terrence McGee, Dec. 24, 2005 vs. Buffalo (five returns) |
| | 212 | Richard Alston, Nov. 28, 2004 vs. Cleveland (10 returns) |

LONGEST KICKOFF RETURNS

| | |
|--------|--|
| 105-td | Mercury Morris, Sept. 14, 1969 vs. Miami |
| 105-td | Trindon Holliday, Nov. 4, 2012 vs. Denver |
| 103-td | Bob Gresham, Sept. 23, 1973 vs. Houston |
| 101-td | Derrick Mason, Nov. 18, 2001 vs. Tennessee |
| 100-td | Max Anderson, Sept. 22, 1968 vs. Buffalo |
| 100-td | Jon Vaughn, Dec. 20, 1992 vs. New England |

INTERCEPTIONS


TOTAL INTERCEPTIONS

| | | |
|-------------|---|--|
| GAME | 3 | Mike Wagner, Oct. 28, 1973 at Pittsburgh |
| | 3 | Lee Roy Jordan, Nov. 4, 1973 at Dallas |
| | 3 | Anthony Leonard, Oct. 1, 1978 at San Francisco |
| | 3 | Todd Scott, Sept. 27, 1992 vs. Minnesota |
| | 3 | Antrel Rolle, Nov. 18, 2007 vs. Arizona |

LONGEST INTERCEPTION RETURNS

| | |
|-------|---|
| 98-td | Chad Williams, Dec. 1, 2002 vs. Baltimore |
| 94-td | Brent Grimes, Oct. 31, 2013 at Miami |
| 85-td | Kelvin Hayden, Dec. 7, 2008 at Indianapolis |
| 83-td | Phillip Buchanon, Sept. 14, 2003 at Oakland |





TEAM HISTORY

PRE-1966

Paul Brown had left the Cleveland Browns following the 1962 season, with an NFL coaching record of 115-49-6 and three league championships. He had also won four titles with the Browns in the All-America Football Conference, before they joined the NFL. But Brown was ousted from Cleveland by Art Modell, who had bought the Browns franchise in 1961. Despite Brown's founder's status with the Cleveland club, he had never been majority owner, and Modell showed Brown the door while telling the already legendary coach, "This can never be my team as long as you are here." It was a compliment, in a fashion, but it was a bitter blow to pro football's legendary innovator. Brown sought to return to the game, with operational control of a franchise, and in 1965 his son Mike completed a study on pro football expansion. The study recommended Cincinnati as a potential site. Later that year, Paul Brown met with Ohio Governor James Rhodes, who agreed to support a push for a second team for the state.

1966

Faced with serious concerns from the Reds baseball team regarding Crosley Field, as well as with growing civic support to push for pro football, Cincinnati's city council approved the construction of a dual-purpose downtown riverfront stadium, with seating capacity of more than 50,000.

1967

Cincinnati was awarded an American Football League expansion franchise on May 24, and on Sept. 26, the league's ownership decision came down in favor of the group led by Paul Brown. The franchise was to begin play in 1968, but it acquired its first player late in '67, trading two draft picks to the Miami Dolphins for QB John Stofa. And what would the team's nickname be? A Cincinnati newspaper poll showed much sentiment among Queen City fans for the name "Buckeyes," but Brown nixed that idea. Brown said that the name "belonged to Ohio State," and he added that the Buckeyes weren't all that popular in Kentucky, Indiana and West Virginia, which he considered part of a regional fan base for his team. Ownership instead chose the nickname "Bengals," with Brown making the announcement at an Oct. 26 news conference. The tiger theme was familiar to Brown, who had enjoyed great success with the Massillon (Ohio) High School Tigers early in his coaching career. Also, "Bengals" had been the nickname of a Cincinnati pro football franchise of the late 1930s and early '40s, and Brown had three members of that original Bengals team at his news conference. Brown cited a "precedence for reviving old team nicknames," noting that the Baltimore Colts and Buffalo Bills carried the same nicknames as previous unrelated pro teams in their towns. As for how the original 1930s team came to be known as Bengals, one school of thought associated the name with a hugely popular mid-'30s movie called "The Lives of a Bengal Lancer." The movie dealt not with tigers, but with the exploits of British soldiers in colonial India. That concept was clearly in Paul Brown's mind some 32 years after the movie's 1935 nomination for Best Picture, because Brown said at the nickname news conference, "We mean the tigers, not the lancers." But whatever connection may have been made between the original team and the movie, it seems to have been more a case of coincidence than design. The original Bengals indisputably used tiger images in promoting the team. And Hal Pennington, who coached and managed the team after his 1934 graduation from Xavier University as a multi-sport star, said in a '67 interview that he named the team to represent a tiger theme. Pennington said he was sitting in his mother's kitchen when he was struck by a product or advertisement — he couldn't remember exactly what — whose trademark included the name "Bengal" and a tiger-head image. "The (tiger) picture was so animated, it inspired me," Pennington recalled. "I just figured 'Bengals' would be a good name for the team."

1968

The Bengals fielded their first team, with an agreement to play two seasons at Nippert Stadium, on the University of Cincinnati campus, during construction of the as-yet-unnamed downtown stadium. The Bengals were placed as the fifth team the AFL's Western Division, bringing league membership to 10. They were awarded 40 veteran players in the AFL allocation draft, but the draft was not generous to Cincinnati, allowing existing teams wide latitude to protect the best talent. Of the 40 selections, only 16 ever played for Cincinnati, and only three would play as many as four seasons. G Pat Matson of Oregon, obtained from the Denver Broncos, would play the most Bengals seasons (seven) of any of the expansion draft signees. In the college draft, the Bengals selected Tennessee

center Bob Johnson as their first pick. Johnson would go on to play 12 Bengals seasons, with an AFL All-Star game selection. The Bengals played their first preseason game on Aug. 3 at Nippert, losing 38-14 to Kansas City before a crowd of 21,682. Jon Stofa was the starting QB against the Chiefs. In the regular season, the Bengals lost their opener at San Diego, with rookie Dewey Warren as starting QB, but Cincinnati won its next two, posting double-digit margins at home over Denver and Buffalo. The team would win only once more, however, finishing 3-11. Though Warren, a sixth-round draft choice from Tennessee, took the first regular-season snap at QB, Stofa and future Bengals head coach Sam Wyche also saw significant time at QB during the season. Regular-season home attendance averaged 25,766. Rookie RB Paul Robinson led the AFL in rushing with 1023 yards and was named AFL Rookie of the Year.

1969

The team selected QB Greg Cook of the University of Cincinnati with its first draft pick (fifth overall), and Cook was an immediate sensation. He led the second-year club to a 3-0 start, including victories over AFL powerhouses Oakland and Kansas City. "If (Cook) stays with it, I've got myself another Otto Graham," Paul Brown said. But Cook suffered a shoulder injury in Cincinnati's Game 3 win over Kansas City, and though he returned to play later in the season, winning the AFL passing title and league Offensive Rookie of the Year honors, he never fully recovered from the injury. The Chillicothe, Ohio native would play in only one more game after '69, and likely more than any other Bengals player, he has inspired thoughts of "what might have been." Cook's average-yards-per-pass-attempt in '69 was 9.41, still a team record through 2016 and the oldest surviving mark in the franchise record book. Although the team faltered after Cook's injury, finishing 4-9-1, Brown was named AFL Coach of the Year, and LB Bill Bergey, the team's second-round draft pick, was named AFL Defensive Rookie of the Year. Local support for the Bengals grew steadily, and on Oct. 7, the club announced that the remainder of the home season at Nippert Stadium was sold out. On Nov. 9, the Bengals played the franchise's first game on an artificial surface, tying Houston 31-31 at the Astrodome. The club experienced a tragedy on the morning of Sept. 15, day of the season opener, when LB Frank Buncom of Southern California, a 29-year-old about to enter his eighth NFL season, was found dead at the team hotel, due to a blood clot that had reached a lung.

1970

The year was a highly significant one for the Bengals, in both a football and a civic sense. On the football side, the Bengals moved into the NFL as part of the league's merger with the AFL. Paul Brown's quest in returning to pro football, following his ouster from Cleveland by Art Modell in 1962, had always been about re-joining the NFL. So when the Bengals began play in the AFL in 1968, it was key for Brown to know that the '70 NFL-AFL merger was already approved. There was much debate and controversy over exactly how the leagues would combine. The Bengals pushed strongly for a full merger, with the 26 clubs divided into two 13-team conferences. Other interests sought to keep the 16 NFL teams and 10 AFL teams in separate conferences of unequal size. But the full-merger view prevailed, with the NFL's Baltimore Colts, Cleveland Browns and Pittsburgh Steelers agreeing to join the 10 AFL teams in the new American Football Conference (AFC). The remaining 13 NFL teams formed the National Conference. The Bengals were part of a four-team AFC Central Division, joined by Cleveland, Pittsburgh and the AFL Houston Oilers. Thus was born the twice-annual "Battle of Ohio" between the Bengals and Browns. The Bengals started horribly on the field, losing six of their first seven games, but they roared to life in winning their last seven and claimed the first AFC Central title at 8-6, by a game over Cleveland. The Bengals became, at that time, the youngest franchise (third year of existence) to reach the NFL playoffs. Baltimore squelched the Bengals 17-0 in the first round of the playoffs, but that Colts club would go on to win Super Bowl V, and Brown won the Associated Press NFL Coach of the Year award. On the civic side, 1970 was the debut season for Cincinnati's dual-sport downtown stadium, which would be the Bengals' home through 1999. It was announced on Jan. 9 that the facility was officially named "Cincinnati Riverfront Stadium," but in popular usage the name soon became just "Riverfront Stadium." Though seating capacity for football varied, due to whether the Reds' home baseball season was still on, the new stadium roughly doubled the capacity of Nippert Stadium. The Bengals first played at Riverfront on Aug. 8, defeating Washington in a preseason game. The first regular-season game was on Sept. 20, a 31-21 win over Oakland, with QB and future Bengals head coach

Sam Wyche scoring the new facility's first regular-season football points, on a five-yard TD run in the first quarter. The club averaged 58,251 home attendance in the regular season. The baseball Reds had begun their tenure at Riverfront with a game vs. Atlanta on June 30.

1971

The Bengals went 5-0-1 in preseason and opened the regular season with high hopes of defending their AFC Central Division title. They started off with a 37-14 rout of Philadelphia at home, but they lost the next seven and finished at 4-10. The puzzling outfit stumbled despite outgaining foes by more than 25 yards per game and posting a plus-16 turnover differential. Six of their losses came by four points or less. QB Sam Wyche, who would become Bengals head coach in 1984, was traded in May to Washington, and Virgil Carter was the starting QB for most of the season. But Carter missed some time with injuries, allowing for the debut of third-round draft pick Ken Anderson, who immediately attracted notice as a prospect of great promise. Anderson could not turn the '71 season around, but it was the start of a 16-year career (longest in Bengals history through 2016) that would end with him holding all the team's major passing records at that time. The first of Anderson's career 197 Bengals TD passes was a five-yarder to WR Eric Crabtree in the fourth quarter of a 20-17 loss on Oct. 3 at Green Bay. On Nov. 28, the Bengals posted the first shutout in franchise history, 31-0 at home over San Diego. Regular-season home attendance was strong in Riverfront Stadium's second year, as the average of 59,266 would not be topped until the 2003 season at Paul Brown Stadium. Cincinnati's Dave Lewis won his second consecutive NFL punting title, averaging 44.8 yards.

1972

The team rallied from the disappointment of 1971 to finish 8-6 for the second time in three seasons. It wasn't enough for a second playoff berth in three years, but Coach Paul Brown said at season's end that the Bengals had met his goal of becoming a "fully competitive" NFL franchise by Year Five. (The Bengals would back up those words by going 38-18 over the next four seasons.) Besides the drama of a playoff bid that ended with a loss to Cleveland in Game 13, the season's major storyline was the battle between veteran Virgil Carter and second-year Ken Anderson for the No. 1 QB spot. Anderson got Brown's nod in preseason, but Carter took the job back for Game 9 vs. Oakland, after Anderson had struggled in a 40-17 loss to Pittsburgh. Carter was injured in the Oakland game, however, and Anderson started Game 10, a 20-19 upset loss to a Baltimore team that had won only twice. Carter started in a Game 11 win at Chicago, but passed for only 120 yards with two INTs, and Anderson was re-installed at No. 1 for a Game 12 win vs. the Giants. Anderson started the crucial Game 13 vs. Cleveland, but he was sidelined with an injury, and the Browns sealed a 27-24 win when Carter suffered an INT by LB Billy Andrews on a short pass to Cleveland's goal line with 0:36 to play. Anderson came back to start the play-for-pride season finale, directing a 61-17 romp at Houston, and Anderson would not again be seriously challenged until 1984, when at age 35 he was bothered by injuries and began to give way to Boomer Esiason. DT Mike Reid, Cincinnati's top pick from the 1970 draft, was the only Bengal named to the Pro Football Writers' first-team All-Pro squad, but rookie S Tommy Casanova also made a big impression and was voted by his teammates as the club's MVP. The 61 points scored at Houston stands through 2016 as a club record. It has been matched once since, in a 61-7 win vs. the same Houston franchise in 1989.

1973

The Bengals claimed their second AFC Central title in the division's four-year existence, winning their last six games after a 4-4 start and claiming the crown over 10-4 Pittsburgh via conference-record tiebreaker. The Bengals' rivalry with the Steelers heated up in '73, with Pittsburgh QB Terry Bradshaw saying, "I'd really rather beat Cincinnati than anybody." The Bengals and Steelers split their two season meetings. In postseason, the Bengals lost 34-16 at Miami, which would go on to win Super Bowl VIII. It marked the second time in two playoff appearances that the Bengals were eliminated by the team that would go on to win it all. Though the schedule at this time remained at just 14 games, the Bengals missed by just 15 total yards having two 1000-yard rushers. Veteran Essex Johnson had 997 yards, and bruising 12th-round draft choice Boobie Clark had 988. Clark was named AFC Rookie of the Year. Through 2016, only six teams in NFL history have had two 1000-yard rushers in a season (Bengals not among them), and four of those instances came in 16-game seasons. The '73 offense was further improved by WR Isaac Curtis, a first-round draft pick who would go on to play 12 excellent seasons for Cincinnati. The NFL's rules on home television blackouts were changed for 1973, with blackouts lifted on games

sold out 72 hours in advance, and the Sept. 24 game vs. Houston — a 24-10 Bengals victory — became the first Bengals home contest with live local TV. Paul Brown turned 65 on Sept. 7, but retirement was not on his mind. He would go on to serve through 1975 as head coach, and he would remain the Bengals' chief executive until his death in 1991 at age 82.

1974

A break-even (7-7) season for Cincinnati included the individual highlight of QB Ken Anderson winning the first of his four NFL passing titles. He posted a league-best 95.7 rating, with 213 completions in 328 attempts (64.9 percent) for 2667 yards, with 18 TDs and 10 INTs. In a Nov. 10 win vs. Pittsburgh, Anderson set a Bengals record (still standing through 2016) for completion percentage, ringing up a 90.9 by connecting on 20-of-22. Through 2016, that's third-best in NFL history (minimum 20 attempts). CB Lemar Parrish led the NFL in punt returns, with an 18.8-yard average that remains through '16 as the franchise record. The Bengals were 7-4 through 11 games, but were still a game and a half behind first-place Pittsburgh, and Cincinnati lost its last three contests. The Bengals swept the "Battle of Ohio" series vs. Cleveland for the first time, winning 33-7 at home in the season opener and 34-24 at Cleveland in Game 5. The campaign was preceded by a tumultuous offseason. Labor unrest roiled the league scene well into the preseason. The NFL Players Association called a strike, but not all players were on board, and most teams welcomed willing veterans into training camps. The Bengals were at the top in terms of veterans reporting to camp. Early preseason games were played with large numbers of rookies and other new personnel, however, and the Bengals offered fans refunds to those games. Most fans kept their tickets. The strike effort dwindled as preseason neared its end, and the regular season opened normally. Prior to preseason, the Bengals were in the thick of an NFL battle against player raids by the new World Football League, as they disputed the WFL Philadelphia franchise's signing of star LB Bill Bergey to a contract to begin in 1976, even though Bergey still was obligated to the Bengals through 1975. The Bengals lost that battle in court, but the decision wound up being moot. Bergey's offers from the unstable new league eventually fell through, and on July 10 of '74, Cincinnati traded Bergey to Philadelphia's NFL team, the Eagles, for first-round draft choices in 1976 and '77, plus a second-rounder in '77.

1975

In their final season with Paul Brown as head coach, the Bengals opened with six straight wins and went on to post an 11-3 record. Their .786 winning percentage stands through 2016 as the best in franchise history, and their plus-differential in yards per game (81.2, on 361.4 offensively vs. 280.2 defensively) also stands as a franchise record. The team also set a franchise record for fumble recoveries per game (1.57, on 22 total). But two of Cincinnati's losses were to AFC Central Division rival Pittsburgh, and the Steelers took the division title at 12-2, setting up their drive to the Super Bowl X championship. The Bengals qualified as the AFC Wild Card team for the playoffs, but had to play on the road at Oakland, which also had finished 11-3, and the Raiders prevailed, 31-28, withstanding a Bengals rally from a 31-14 deficit. QB Ken Anderson won the second of his four NFL passing championships, with a 93.9 rating, and he was also named Dodge NFL Man of the Year, an award reflecting both athletic and civic achievement. Attempts to revive the injury-plagued career of iconic QB Greg Cook ended on July 9, when the Bengals allowed Kansas City to claim Cook on waivers. Cook played in preseason for the Chiefs but did not reach the regular season with the club. The Bengals opened the preseason in the Hall of Fame game at Canton, Ohio, playing Washington on Aug. 2 on a day when the on-field temperature was estimated at 105, believed to be the hottest conditions ever (through 2016) for any Bengals game. Labor unrest forced the preseason to unfold under another strike threat, but it was averted just before the regular season began. The Bengals defense was strong despite the pre-training camp loss of Pro Bowl DT Mike Reid, who retired at age 26 to pursue a career in music. The last player still with the Bengals from the 1968 expansion draft, G Pat Matson, was traded to Green Bay on Sept. 10. Prior to the season, Paul Brown hired Kim Wood as the first "strength coach" in franchise history, citing the need for a more comprehensive year-round conditioning program for players. Wood would serve in the job through 2002.

1976

On Jan. 1, Paul Brown announced his retirement as head coach, while remaining general manager and overall chief executive. Brown had coached 41 seasons at various levels of football, with a career including dominance at the high school level, a national championship at Ohio State, and an AAFC and NFL dynasty with the Cleveland Browns. Brown also led the expansion Bengals into the playoffs in their third season (1970), making them the "youngest franchise" in

league history at that time to reach postseason. His overall coaching record was 342-126-15, for a winning percentage of .724. Brown named Bill "Tiger" Johnson, Bengals offensive line coach since the franchise's inception, as his successor as head coach. Johnson led the team to a 10-4 record, tied with Pittsburgh atop the AFC Central, but the Steelers won a tiebreaker (head-to-head sweep) for the division title, and the Bengals lost out to 11-3 New England for what was then a lone AFC Wild Card spot in the playoffs. The Bengals' .714 winning percentage is the highest (through 2016) of any Cincinnati team not to make the playoffs. The Bengals entered the final regular-season weekend tied with Pittsburgh at 9-4, but the Steelers clinched the playoff spot with a Saturday win against Houston. The Bengals were playing only for pride the following day when they swamped the N.Y. Jets 42-3 in what was to be the last Jets appearance by Hall of Fame QB Joe Namath. The Bengals acquired defensive end Coy Bacon in a March 31 trade with San Diego for WR Charlie Joiner, and Bacon contributed 22.0 sacks, still the Bengals record through 2016, and by a margin of 9.0. The team had 46 sacks, and its average of 3.29 per game is still the franchise record through 2016. Also still a record through '16 is the club's average yield of only 15.0 points per game. CB Ken Riley led the AFC with nine INTs. In the first round of the draft, Cincinnati selected HB Archie Griffin, the two-time Heisman Trophy winner from Ohio State, and Griffin went on to play for the Bengals through 1983.

1977

Head coach Bill Johnson posted a second straight winning record (8-6), but the team missed the playoffs, one game behind AFC Central champion Pittsburgh. The Bengals logged a huge win in Game 15, beating Pittsburgh 17-10 in a Saturday afternoon contest at frigid Riverfront Stadium (temperatures hovering between five and 10 degrees). The game left the teams tied for the division lead, and the Bengals were assured of winning a season-end tiebreaker, based on better point differential in their 1-1 season split with the Steelers. But on the final weekend, Pittsburgh won 10-9 over San Diego, and the Bengals fell 21-16 at Houston. The Oilers tied the Bengals' 8-6 record and officially took second place in a tiebreaker, but Houston also missed the postseason. The Bengals rallied into contention after a 2-3 start that included a season-opening loss to underdog Cleveland, the first time the Bengals had lost in a season opener played at home, following six straight wins in that situation. On Nov. 13 at Minnesota, QB Ken Anderson and WR Billy Brooks teamed up for a 94-yard TD pass, which stands through 2016 as the longest pass play in franchise history. The season ended the NFL's 17-year run (1961-77) of playing a 14-game regular-season schedule.

1978

The Bengals and the NFL played the first year with a 16-game schedule, and it was a long 16 for Cincinnati. QB Ken Anderson missed the first four games with a broken bone in his right hand, and Bill Johnson resigned as head coach following an 0-5 start. Among the first four games, Cincinnati's losing margins included one point (vs. Kansas City), three points (in overtime at Cleveland) and two points (vs. New Orleans). Johnson was replaced as head coach by Homer Rice, who had joined the staff for '78 as quarterbacks coach. The team dropped to a 1-12 mark before rallying to win the last three games. The Bengals closed the year with a 48-16 rout of Cleveland, a 32-point winning margin that stood until 2015 as Cincinnati's largest in the Battle of Ohio series. Prior to the season, CB Lemar Parrish and DE Coy Bacon were traded to Washington for the Redskins' first-round draft pick in 1979 (used to select RB Charles Alexander). Two Pro Bowlers, TE Bob Trumpy and S Tommy Casanova, retired prior to the season. On July 26, Paul Brown's eldest son, Robin, died of cancer at age 46, and Paul Brown had to cancel plans to be the presenter for Weeb Ewbank at Ewbank's Pro Football Hall of Fame induction. The Ben-Gals cheerleaders were in the news in '78. They attracted considerable new attention, going away from their "malt shop" look to a more revealing uniform, described at the time as "chic, smart and sexy, but not vulgar."

1979

Fullback Pete Johnson powered his way to 15 TDs, a club record at the time. But the team finished 4-12 in its only full season under head coach Homer Rice, who was released the day after the Dec. 16 season finale. The team struggled despite a plus-15 mark in turnover differential (44 takeaways, 29 giveaways). On Dec. 28, Rice was replaced by former Cleveland Browns head coach Forrest Gregg, who resigned as head coach of the CFL Toronto Argonauts to take the job. During the season, controversy flared over the publication of "PB: The Paul Brown Story," an autobiography written by Brown in collaboration with sportswriter Jack Clary. The book included lengthy and explicit criticism of

Cleveland Browns owner Art Modell, who had fired Brown as Cleveland head coach after the 1962 season. Modell made a formal complaint to the league office, charging Brown with violating league policy on public criticism of other teams' management. Brown eventually was fined \$10,000 by Pete Rozelle, whose appointment as NFL Commissioner in 1960 had been spearheaded by Brown. After paying his fine, Brown told reporters, "I have sent (Rozelle) his check, but I stand by the book as written. His (Rozelle's) action is not based on any judgment on the facts I have presented." Prior to the season, on Jan. 17, the Bengals created the coaching staff's first full-time position in charge of special teams, hiring Frank Gansz. On Nov. 14, after an injury to C Blair Bush, C Bob Johnson was coaxed out of retirement and played the remainder of the season. Johnson was the team's original No. 1 draft pick in 1968, and when he hung up his cleats for good after the '79 season, it marked the final departure of the last player who had been on the inaugural '68 club. On Sept. 23 vs. Houston, Bengal Chris Bahr kicked a 55-yard FG, which would stand alone as longest in franchise history for 33 years, until Mike Nugent tied it in 2012.

1980

Forrest Gregg managed only a 6-10 record in his first season as head coach, but he was laying the groundwork for a trip to the Super Bowl the following year. The first building block in that plan was the drafting of Southern California OT Anthony Munoz with the No. 3 overall selection. Munoz, who 18 years later would be a first-ballot Hall-of-Fame inductee, having played his entire career with Cincinnati, was enthusiastically endorsed by Gregg as Cincinnati's top choice. Gregg's deciding moment came when he was accidentally knocked to the ground by an errant Munoz forearm while working Munoz out in a supposedly "light-contact" drill on a scouting trip. Gregg himself was a Hall of Fame OT, inducted in 1977. After drafting Munoz, the Bengals endured a high-profile and acrimonious contract negotiation with Munoz agent Mike Trope. But Munoz was signed just before training camp, hyped as "the NFL's first million-dollar offensive tackle," and he started all season at LOT. Gregg instituted notably tougher discipline policies on Bengals players and became the first Cincinnati head coach to insist players wear sport coats and ties on road trips. But on the field, QB Ken Anderson was injury-plagued and wound up splitting time with Jack Thompson on an offense whose 244 total points ranked last in the AFC. Gregg notched two of his wins against defending league champion Pittsburgh, but his club lost twice to eventual AFC Central champ Cleveland, which had fired him as head coach after the 1977 campaign.

1981

The Bengals began the year with a dramatically redesigned uniform, highlighted by their now-signature striped helmets, and they ended the season in the Super Bowl, losing a heartbreaking 26-21 decision to San Francisco. The Bengals were favored in Super Bowl XVI at Pontiac, Mich., but they finished minus-three in turnover differential and fell short in trying to erase a 20-0 halftime deficit. Still, it was a foundational year for Bengals-mania in the Tri-State. Coach Forrest Gregg's second Bengals edition won the AFC Central Division title by four games, with a 12-4 record, and they won home playoff games over Buffalo and San Diego. Cincinnati's 27-7 "Freezer Bowl" AFC Championship win over the Chargers was played in conditions of minus-59 wild chill, still the lowest in NFL history through 2016. (The recorded temperature was minus-nine, second lowest in league history). Attendance at the Freezer Bowl was 46,302, more than creditable considering the weather, and attendance at the game is such a point of pride among longtime fans, it's said jokingly that more than 10 times that number of 46,302 now claim to have been in the stands. QB Ken Anderson earned NFL Most Valuable Player honors with a league-best and career-high passer rating of 98.4. With 29 TD passes and just 10 INTs, Anderson posted a 2.9-to-1 ratio, best in franchise history until 2015. TE Dan Ross and rookie WR Cris Collinsworth had big receiving years. Ross' 71 receptions was a club record to that point. FB Pete Johnson rumbled for a then club-record 1077 rushing yards, with 12 TDs. Future Hall of Fame OT Anthony Munoz played his second season and earned his first of what would be a Bengals-record 11 Pro Bowl berths. Defensively, the front line trio of DEs Ross Browner and Eddie Edwards and DT Wilson Whitley were in the fourth of their five seasons starting together. An outstanding veteran LB corps of Jim LeClair, Reggie Williams, Glenn Cameron and Bo Harris finished 1-4 in tackles. CB Ken Riley, by far the franchise's all-time INT leader, was in the 13th of his 15-season Bengals career. For QB Anderson, getting to his eventual season accolades was no easy journey. The year began with Anderson trade rumors (nothing materialized), and Anderson went through preseason in an open competition with Jack Thompson, the franchise's No. 1 draft pick from 1979. Anderson became sure of the season-opening job only when Thompson became unavailable, due to an injury in the final preseason contest. Anderson fared poorly in the season opener vs. Seattle

and was benched in favor of Turk Schonert. But although Schonert was a hero that day, leading a wild come-from-behind win, Anderson was re-installed by Gregg the following week and went on to his memorable season. Cincinnati swooned over rookie WR Collinsworth, who produced the franchise's first 1000-yard receiving season (1009) and displayed a magnetic personality that by year's end infected fans far beyond the Queen City. In December, Collinsworth became the first Bengals player featured on a Sports Illustrated cover. The offense had four Pro Bowlers (Anderson, Collinsworth, Johnson and Munoz), and the special teams had one (P Pat McNally), but the defense had none. Paul Brown was named NFL Executive of the Year by The Sporting News. Tickets for Super Bowl XVI were only \$40 face value. It was also an historic year for technology in the Bengals organization. On Sept. 25, it was confirmed to media that the club had bought and installed its first office-wide computer system, with "several terminals available for the ticket office and other business needs." As noted above, the new uniforms for 1981 featured tiger-striped helmets, and they made quite a splash. The design was chosen by Paul Brown, who said he wanted the helmet to be "instantly recognizable even from a distance." The bold look sparked debate among fans, and the Cincinnati Enquirer quoted a source from NFL Properties as saying "the design was not our first choice" among several presented to the Bengals. "But," the Enquirer source continued, "these helmets will definitely get recognized." Indeed, they have become an institution, still distinctive among NFL headgear after 36 years.

1982

The Bengals finished a strike-shortened season at 7-2, tied for the second-best record in the AFC. QB Ken Anderson was at the height of his Cincinnati prowess, winning his fourth NFL passing title (95.3 rating). Anderson stands through 2016 as the only Bengal to win more than two major NFL season titles of any variety. Anderson's 70.55 completion percentage was an NFL season record at the time, and through '16 it still stands as third-best in league history. Anderson also set a standing Bengals season record for passing yards per game, at 277.2. Isaac Curtis and Cris Collinsworth were in their second year as a Cadillac duo at wide receiver, helping Anderson to his high marks. But a players' strike began after Week 2 and lasted 57 days, until Nov. 17. Games scheduled in Weeks 3-9 wound up being canceled, and Week 10 games were rescheduled for Jan. 2, a week after the regular season had been scheduled to end. They were the first NFL regular-season games not played in the calendar year of the season. The defending AFC champion Bengals split their first two games, and when play resumed after the strike, they established themselves as again one of the top clubs in the conference, winning four straight to stand at 5-1. Cincinnati was 6-1 in its seven post-strike games, the only loss being a memorable 50-34 Monday night shootout at San Diego. In that game, Anderson set a Bengals record for completions (40) that still stands through 2016, but the Chargers' 661 yards net offense stands as the most ever allowed by the Bengals, and Chargers WR Wes Chandler set a still-standing Cincinnati opponents' record with 260 receiving yards. Buoyed by the previous season's AFC championship and the strong regular-season finish, Bengals fans had high hopes of a second straight Super Bowl appearance as the playoffs began. But in one of the most stunning losses in Bengals history, Cincinnati opened an expanded playoff format by falling 44-17 to the underdog N.Y. Jets at Riverfront Stadium. The Jets' point total stands through 2016 as the most ever in the playoffs against the Bengals, and Freeman McNeil's 202 rushing yards also still stand as a Bengals opponent playoff record. Four Bengals went to the Pro Bowl — Anderson, WR Cris Collinsworth, OT Anthony Munoz and TE Dan Ross. The nine regular-season games played were the fewest in the NFL since 1934, the year before the league adopted standard number of games for all teams. Bengals players were among the first to vote as a team to end the strike, doing so Nov. 11 in a meeting at the club's Spinney Field practice facility.

1983

It was a tumultuous year from start to finish as the Bengals posted a 7-9 record, dropping from the postseason picture after going 19-6 over the previous two regular seasons. In January, the new United States Football League announced that it would begin play in the spring of 1984, and the USFL roiled the '83 offseason by pursuing contracts with NFL players and coaches, including a number of Bengals. G Dave Lapham and TE Dan Ross signed "future contracts" with the new league for 1984, and they would indeed go there, but they played out their Bengals contracts for Cincinnati in '83. The biggest stunner to Cincinnati fans came June 27, when star WR Cris Collinsworth signed a future contract to begin in 1985 with the USFL Tampa Bay Bandits. But over an extended period of angst in Bengals Nation, extending into February 1985, Collinsworth and Bandits

owner John Bassett never fully consummated their deal. Collinsworth wound up playing his full pro football career (through 1988) with the Bengals. In July, offensive coordinator Lindy Infante signed a future deal as head coach of the USFL Jacksonville Bulls, and rather than let him coach in Cincinnati under his '83 contract, the Bengals fired him for breach of contract. On June 2, once highly-touted QB Jack Thompson was traded to the Tampa Bay Bucs for a 1984 first-round draft choice. On July 26, Bengals DE Ross Browner and FB Pete Johnson were among the first four NFL players ever suspended by the NFL for illegal drug activity. They missed all of training camp and Games 1-4 of the regular season. The team lost six of its first seven games, and in Game 6, a Monday night Riverfront Stadium visit by Pittsburgh, Steelers DE Keith Gary inflicted a severe neck sprain on QB Ken Anderson, bringing him down with a visually sickening twist of the face mask. Though Gary would in the end be only fined by the NFL (not suspended), the play proved to be key in raising NFL awareness that QBs were often in vulnerable positions and needed more rules protection. "It's fortunate (the play) was on national television," said Paul Brown. "Maybe now it won't be repeated." Anderson missed the next three games. On Nov. 20 vs. Houston, an obscure rookie drafted in the 10th round made his first NFL start, as an injury replacement. The player was Tim Krumrie, who would take over as full-time starter the next season and become one of the best defensive linemen and most admired players in franchise history. The Bengals rallied to finish 6-3 over their last nine games, and coach Forrest Gregg was under contract through 1984. But on Dec. 24, Gregg resigned with the team's blessing to take the head coaching job in Green Bay, where he had played his way into the Hall of Fame as an offensive tackle. On Dec. 29, the Bengals replaced Gregg with Indiana University head coach Sam Wyche, a former Bengals QB who five years later would join Gregg as the only other Bengal coach to take the team to the Super Bowl. Despite their disappointing season, the Bengals led the NFL in total defense under Gregg and coordinator Hank Bullough, allowing only 270.4 yards per game. The performance stands through 2016 as the club's only No. 1 defensive ranking.

1984

Rookie head coach Sam Wyche took the Bengals on a wild ride that ended just short of a playoff berth. The team rose from an 0-5 start to finish 8-8, winning its last four. After routing Buffalo 52-21 in a 1 p.m. ET season finale, the Bengals needed the 11-4 L.A. Raiders to win at home over 8-7 Pittsburgh in a 4 p.m. game. That result would have produced a Bengals-Steelers tie for the AFC Central title, and the Bengals would have been declared champions via tiebreaker. But the Steelers dashed Cincinnati's hopes in a 13-7 win over the Raiders, as Wyche and a number of invited media members watched on television at the coach's home. Wyche juggled his quarterbacks all season, due to injuries and/or coaching decisions. Ken Anderson began and finished the year as No. 1, starting nine games, but rookie Boomer Esiason started four and veteran Turk Schonert started three. Esiason made the first of his eventual 123 Bengals starts on Oct. 7 vs. Houston, in a battle of 0-5 teams. Esiason didn't dazzle, passing for 159 yards with no TDs and two INTs, but the Bengals won 13-3, and Esiason would finish 3-1 in his four starts on the year. Prior to the season, it was a big year for Cincinnati in the trade department. The Bengals entered April holding the No. 1 overall pick in the draft, via their 1983 trade of QB Jack Thompson to Tampa Bay. But with the top prospect, Brigham Young QB Steve Young, having signed with the USFL Los Angeles Express, the Bengals traded the pick on April 5 to New England, gaining the Nos. 16 and 28 spots in round one. The Bengals selected DE Pete Koch of Maryland at No. 16 and G Brian Blados of North Carolina at No. 28. The Patriots used the No. 1 pick on Nebraska WR Irving Fryar. On May 29, the Bengals made arguably the best straight player-for-player trade in franchise history, sending FB Pete Johnson to San Diego for RB James Brooks. Johnson would prove to be on the downside of his career, while Brooks would have a stellar Bengals tenure through 1991. The year 1984 was, and remains through 2016, the second time in club history for the Bengals to have three first-round draft picks (first year was 1977). With their own first-round '84 selection, the Bengals chose LB Ricky Hunley of Arizona, but Hunley became (and remains through 2016) the only Bengals first-rounder never to sign with Cincinnati. Hunley's stalemated contract negotiations set a Bengals record for length, and on Oct. 9, he was traded to Denver for three future selections, two of which brought Cincinnati productive WR Tim McGee (first round 1986) and Pro Bowl S David Fulcher (third round 1986).

1985

The 7-9 Bengals scored 441 points in Sam Wyche's second season as head coach, a club record at the time. But their 437 points allowed also was a record to that point. Rookie WR Eddie Brown, who had surprisingly been available with the No. 13 pick in the '85 draft, missed the first 18 days of training camp due to

contract talks, but he wound up as Associated Press NFL Rookie of the Year after catching 53 passes for 942 yards and eight TDs. Bengals icon Ken Anderson opened the season as the starting QB, but the 15th-year vet was supplanted in Game 3 by second-year pro Boomer Esiason, who went on to pass for 27 TDs and just 12 INTs while posting a 93.2 passer rating. The team rebounded from an 0-3 start to stand 7-7 after a rousing 50-24 win over Dallas, and a playoff berth was clearly within range in an AFC Central Division race in which no team was able to dominate. But in Game 15, the Bengals lost 27-24 at Washington after leading 24-7, and their only hope for the playoffs entering the final weekend was via tiebreaker in a possible three-way deadlock with Pittsburgh and Cleveland. The day before their season finale at New England, they were eliminated — and Cleveland became division champion — when Pittsburgh lost a Saturday game to the N.Y. Giants. Prior to and during the season, the team had a number of high-profile personnel issues. Star WR Cris Collinsworth, who had stunned Cincinnati fans in 1983 by signing a “future contract” with the United States Football League’s Tampa Bay Bandits, was to join the Bandits for their 1985 spring season. But after a soap-opera series of “will he go or will he stay?” events, Collinsworth re-signed with Cincinnati on Feb. 27. WR Isaac Curtis, a premier Bengal for 12 years, was released in July and shortly thereafter announced his retirement from pro football. DE Ross Browner went to Houston of the USFL in the spring, but he re-signed with Cincinnati in late August. TE Dan Ross, another ex-Bengal who had gone to the USFL, was re-acquired by Cincinnati in late August but was traded to Seattle in October.

1986

The ‘86 team was the second Bengals club, and the last one through 2016, to win 10 or more games and not make the playoffs. They lost their chance for a division title when they were bombed 34-3 by eventual champ Cleveland in Game 15 at Riverfront Stadium, but they stayed alive for a Wild Card berth to the very end. After swamping the N.Y. Jets 52-21 on the season’s final Sunday, they were set to qualify with a Miami win over visiting New England on Monday night. But as many Bengals players gathered to watch at a popular Cincinnati night spot, the Patriots won 34-27, taking the AFC East title by a game over the Jets and eliminating Cincinnati from postseason. The 10-6 Jets and 10-6 Chiefs took the Wild Card spots over the Bengals via tiebreaker, with better records against AFC foes. In his first full season as Bengals starting QB, Boomer Esiason passed for a then-club-record 3959 yards, and RB James Brooks posted a club record that still stands through 2016 for yards from scrimmage (1773, on 1087 rushing and 686 receiving). LB Reggie Williams won the prestigious NFL Man of the Year award, for his combined football and community efforts. In late July, the NFL completed successful defense of a multi-million-dollar antitrust suit filed by the United States Football League. The courts ruled technically in favor of the USFL, but awarded only a token \$1 in damages. “(The suit) could have been catastrophic to the NFL,” Bengals assistant GM Mike Brown told reporters. “We are glad to see it end in what we consider a complete victory.” In ‘86, the NFL began the regular use of instant replay officiating and stepped up its drug-testing program, two measures that were supported by the Bengals. After a year of instant replay, however, the Bengals would join a minority of teams that unsuccessfully opposed its continuation.

1987

The Bengals entered the season with big plans, after finishing 10-6 in 1986, but their aspirations were to be dashed. They started 1-1, but the loss was an exceedingly painful one, as Cincinnati lost to San Francisco despite having a lead and the ball with :06 to play. After that loss, the NFL players’ union went on strike. Games scheduled for Week 3 were canceled, and the next three games were played primarily by replacement players. Cincinnati went 1-2 in the three “replacement games.” The replacement-player strategy led to picketing by Bengals veterans outside the team’s practice facility, but replacement ball was effective in breaking the strike. A total of 85 NFL veterans crossed picket lines to play in the first replacement games, and though the Bengals were a stronger union team than many, LB Reggie Williams was among the 85. The flow increased after the first replacement weekend, though the Bengals had only one additional defection from the strike ranks, DE Eddie Edwards. But veterans agreed leaguewide to return for Game 6 and beyond, without a settlement to their labor issues. The “real Bengals,” however, could not get it back together again, posting a 2-8 record after their return, for a 4-11 overall team finish. The season ended with widespread speculation that fourth-year head coach Sam Wyche would be replaced, but Bengals general manager Paul Brown announced

Dec. 30 that the club would honor the final year of Wyche’s five-year contract. Brown termed the 1987 season “an aberration” for which Wyche should not take the brunt of blame, and looking ahead to 1988, Brown told media, “We have a team with talent, and yours truly does not consider this to be a rebuilding year.” Brown and Wyche, of course, were to be vindicated as the Bengals would go on to win the 1988 AFC Championship. One bright spot from ‘87 was the first Pro Bowl berth for NT Tim Krumrie, the 10th-round ‘83 draft choice who had already earned status as a key player and fan favorite. Prior to the ‘87 campaign, Bengals Nation saw the end of an era, as QB Ken Anderson announced his retirement on June 2. The 1986 season had been Anderson’s 16th as a Bengal, a term that stands through 2016 as the longest in franchise history. Anderson had participated in the team’s spring minicamp, but he changed his mind about a 17th season following a late May exam that showed reduced strength in his right (throwing) shoulder. “The doc told me, ‘You’re starting to wear out a little bit,’ ” Anderson said, “and there is life after football. I want to make sure that I can continue to play golf and otherwise enjoy that life.”

1988

Snubbed on the NFL’s prime-time TV schedule after a 4-11 season, the Bengals staged one of the biggest turnarounds in NFL history, posting a 12-4 record. They clinched the AFC home field advantage for the playoffs, and they won games at Riverfront Stadium over Seattle and Buffalo before losing a dramatic Super Bowl XXIII by 20-16 to San Francisco at Joe Robbie Stadium in Miami. In the Super Bowl, the Bengals took a 16-13 lead on a 40-yard Jim Breech FG with 3:20 remaining, but the 49ers drove 92 yards in 11 plays to seize victory with 0:34 to play, on a 10-yard pass from Joe Montana to John Taylor. The Bengals suffered two dramatic player losses for the Super Bowl, as troubled FB Stanley Wilson missed the Sunday game due to a Saturday night drug relapse, and Pro Bowl NT Tim Krumrie suffered a broken leg early in the first quarter, with TV cameras catching the fracture in grim detail. NFL Commissioner Pete Rozelle called Super Bowl XXIII the most exciting to that point in history of the game, which had recently suffered from very lopsided results. (The five previous winners had an average victory margin of 27.6 points). Nine Bengals were selected for the Pro Bowl, a club record that still stands through 2016. FB Ickey Woods did not make the Pro Bowl, but in his only full season of a career later derailed by injuries, he rushed for 1066 yards and a club-record 15 rushing TDs. His “Ickey Shuffle” dance became an iconic TD celebration nationally and would bring him widespread notice for many years, despite the brevity of his playing career. Sam Wyche, whose continued status as head coach was questioned by many entering the season, was named NFL Coach of the Year by the Pro Football Writers Association. But the more prestigious coaching award, from Associated Press, went to Mike Ditka of Chicago, whose team lost 28-3 in the NFC Championship game. Cincinnati’s two playoff wins were fraught with high-level controversy over Wyche’s hurry-up “no huddle” offense. In the Divisional game, Seattle players transparently feigned injuries to buy time for situational defensive substitutions, and that flap, raised to a higher level by comments from Buffalo coach Marv Levy, led the NFL to ban the no-huddle for the AFC Championship game against the Bills. But the Bengals dispatched Buffalo 21-10 without their full bag of tricks, and the NFL later admitted its ban was a mistake. The Bengals were allowed to use the no-huddle in the Super Bowl. In developments prior to the season, the Ben-Gals cheerleading squad was reinstated after a year’s absence — “We heard from the fans that they wanted them back,” said assistant general manager Mike Brown — and LB Reggie Williams on June 16 became the first (and still only) Bengal to serve on Cincinnati City Council, appointed by the Charter Party to a seat from which Charterite Arn Bortz had retired. In January of ‘88, Williams had received the “Sportsman of the Year” award from Sports Illustrated, and he was presented the award by President Reagan in a ceremony at the White House.

1989

The defending AFC champions showed the ability to be among the NFL’s most powerful teams, winning games by scores of 41-10, 56-23, 42-7 and 61-7. But injuries and inconsistencies defined the season, and Cincinnati finished 8-8 and out of the playoffs despite outscoring foes by 404-285. The plus-119 point differential stands through 2016 as the biggest plus in NFL history by a team without a winning record. The Bengals had a chance to claim a Wild Card berth in the final game of the league’s regular season, a Monday night (Christmas night) match in Minnesota. But the Vikings, needing a win to clinch the NFL Central title, prevailed by 29-21. The Bengals started 4-1 but lost four of their next five. Colorful and controversial head coach Sam Wyche helped keep fans’ emotions high as he sparred throughout the season with division rivals Cleveland and Houston. Wyche took repeated issue with rowdy crowd behavior in

Cleveland Stadium's "Dawg Pound," and when Bengals fans threw snowballs on the field during a Dec. 10 home game vs. Seattle, Wyche grabbed a public address microphone and scolded the crowd, saying "You don't live in Cleveland, you live in Cincinnati." The next week, in the highest-drama moment of Wyche's long feud with Houston coach Jerry Glanville, Wyche eschewed running out the clock in the final minute despite holding a 58-7 lead over the Oilers. He called for a FG and got a 61-7 conquest, then blasted Glanville as a "phony" in his post-game news conference. Prior to the season, iconic Bengals WR Cris Collinsworth was released in final cuts. On Sept. 17 vs. Pittsburgh, 1988 rookie sensation Ickey Woods suffered a knee injury that would play a big part in short-circuiting his career. Woods would play only two more partial seasons (1990 and '91). On May 11, the long-troubled saga of Bengals FB Stanley Wilson ended when Wilson was permanently barred from the NFL by Commissioner Pete Rozelle. NFL fans had been shocked in March when Rozelle announced his impending retirement. Rozelle, noted often as the most successful sports commissioner in United States history, had been boosted into the job in 1960 as an unknown compromise candidate supported by the Bengals' Paul Brown. Rozelle was replaced by Paul Tagliabue on Oct. 26. The '89 draft stands through 2016 as the only one in which Cincinnati did not exercise a first-round choice. Slated originally to have the next-to-last selection in round one, the Bengals traded down with Atlanta and made RB Eric Ball their first selection, with the seventh pick of Round 2. LB Reggie Williams retired with the end of the season, his 14th as a Bengal. In November, Williams was elected to Cincinnati City Council, after having already served five months as an appointed replacement to fill a Charter Party vacancy.

1990

The Bengals weathered a season with the only five-game road trip in franchise history, finishing 9-7 and claiming the AFC Central title out of a three-way tie with Houston and Pittsburgh. Cincinnati finished first based on best head-to-head record against the other two teams (3-1). Houston earned a Wild Card berth, and Pittsburgh missed postseason, based on the Oilers topping the Steelers in the tiebreaker of record against all AFC opponents. The Bengals had no assurance of making the playoffs entering the season's final day, but they earned the division title by beating Cleveland in an afternoon game, combined with a Houston victory over Pittsburgh that night. The Bengals had stayed in the race in Week 15 by pounding Houston 40-20 at Riverfront Stadium, and they pounded the Oilers again at home in the Wild Card round of the playoffs, prevailing 41-14. Cincinnati was eliminated the next week in the Divisional round at Los Angeles, falling 20-10 to the Raiders. In the L.A. game, Raiders RB Bo Jackson, the dual-sport superstar, suffered a hip injury in the third quarter when tackled by Bengals LB Kevin Walker. Though the tackle looked routine and the injury was not initially considered serious, it proved to be a hip dislocation that ended Jackson's pro football career. He never would play in another NFL game, and in baseball, he would not again appear in as many as 100 games in a season. The Bengals had to play five straight regular-season games on the road because their scheduled Oct. 14 home game against Houston was moved to Houston, due to a stadium conflict with Reds postseason baseball play. The Reds in fact did not wind up playing at home on Oct. 14, but the schedule change had to be made in advance — on the basis of the baseball game being possible — because Riverfront Stadium's baseball/football conversion process was too cumbersome to allow a late decision. The Bengals schedule had called for two road games prior to Oct. 14 and two road games after Oct. 14. The Bengals finished 2-3 on the trip, and their scheduled Dec. 23 game at Houston was moved to Cincinnati. In the second of the five straight road games, a 34-31 overtime win against the L.A. Rams at Anaheim Stadium, Boomer Esiason passed for 490 yards, a team record that still stands through 2016. Esiason passed for only 412 yards before the overtime, however, leaving Ken Anderson's 447 in 1975 vs. Buffalo as the highest club total in regulation time. Prior to the season, offensive coordinator Bruce Coslet left the Bengals to become head coach of the N.Y. Jets, and in the Sept. 9 regular-season opener, at Riverfront, the Bengals beat the Jets 25-20.

1991

Paul Brown, the Bengals' founder and first head coach, and a member of the Pro Football Hall of Fame, died on Aug. 5 at age 82, at his Cincinnati home. The cause of his death was complications from pneumonia. His funeral was held Aug. 7 in his hometown of Massillon, Ohio. Among those in attendance were NFL Commissioner Paul Tagliabue, former commissioner Pete Rozelle, numerous team owners and eight Hall of Famers. Pall bearers included former

Bengals Ken Anderson, Reggie Williams and Dave Lapham. As directed by Brown during his final days, the current coaches and players remained at work in training camp at Wilmington, Ohio during the days after Brown's death. But head coach Sam Wyche, a private pilot, flew his own plane from Wilmington to Massillon during a short break in his camp schedule. At the funeral, Pete Rozelle said: "Whether they know it or not, nearly everyone in the game of football has been affected by Paul Brown. His wealth of ideas changed the game." Brown's son Mike, a key figure in both bringing the Bengals to Cincinnati and in operating the club, took over as chief executive. The season, a major disappointment at 3-13, would be the eighth and final one for Wyche as Bengals coach. Following a Dec. 24 end-of-season meeting between Wyche and Mike Brown, the team announced that Wyche had unexpectedly resigned. Wyche interpreted events as his being fired, but there was no disagreement that his tenure had ended. On Dec. 27, the Bengals announced that WRs coach Dave Shula was promoted to replace Wyche. Shula, the son of legendary coach Don Shula, became at age 32 the second-youngest head coach in NFL history. (Harland Svare took over the L.A. Rams in 1962 at age 31). Mike Brown and Wyche went on to maintain cordial relations, and a disagreement over compensation for Wyche from his 1992 contract was later settled amicably. Wyche would go on to join the Tampa Bay Buccaneers as head coach from 1992-95. Prior to the season, the NFL announced new guidelines for media locker room access, action that had been sparked in large part by Wyche repeatedly expressing concern over the propriety of having female reporters in the locker room. Though the NFL maintained full access for all reporters, teams were instructed to screen shower areas from view, provide robes or extra-large towels to all players, and provide separate post-game interview areas for head coaches and key players.

1992

In the franchise's 25th anniversary season, the team started 2-0 under new head coach Dave Shula, with wins at Seattle and vs. the L.A. Raiders. And they seemed a lock to go 3-0 the next week against an 0-2 Green Bay team under rookie head coach Mike Holmgren, leading almost all the way. But a little-known Packers QB, Brett Favre, made the first splash of what would become one of the NFL's greatest careers. Favre directed a 21-point fourth quarter for a 24-23 win. A second-year pro at the time, playing in only his fourth game, Favre had come off the bench to replace injured starter Don Majkowski in the first quarter. Favre's two TD passes, including a 35-yarder to unheralded WR Kittrick Taylor with 0:13 to play, were the first two of a total that would rise to an NFL-record 508. The Green Bay game was the start of a five-game losing streak for Cincinnati, and the team finished 5-11. The year was marked by news involving many of the franchise's biggest names. All-Pro OT Anthony Munoz, with 11 Pro Bowl selections on his resume, was limited to eight games by injuries and announced his retirement prior to playing in the season finale. Another Bengals icon, QB Boomer Esiason, was benched in favor of '92 top draft pick David Klingler after the team fell to 4-7. Esiason asked to be traded as the season ended, and the club said it would try to accommodate him. Early '92 was the end of the line for Ickey Woods, Cincinnati's 1988 rookie RB sensation. Woods had seen some action in '90 and '91, after suffering a season-ending '89 left knee injury, but his '91 year included a significant right knee injury, and he was waived after failing to show well in the '92 spring minicamp. WR Eddie Brown, a standout performer from 1985-91, saw his NFL career essentially ended by a ruptured disc in his neck discovered early in training camp. Brown underwent surgery and missed the season. He gained free agency after the season, but found the market slow and wound up re-signing with the Bengals. He was released in final 1993 preseason cuts and did not play again in the NFL. Through 1991, Brown ranked third in Bengals history in receiving yards (6134) and held club records for receiving yards in a game (216) and a season (1273). Bright spots in '92 included WR Carl Pickens, named Associated Press NFL Rookie of the Year, and RB Harold Green, whose 1170 rushing yards were second-most in club history to that point. After the season finale, the Bengals hired team QB legend Ken Anderson as QBs coach. In the Game 3 loss at Green Bay, Bengals rookie Pickens turned in a 95-yard punt return for a TD, the longest punt return through 2016 in Bengals history.

1993

The difficult road toward the eventual 2000 completion of Paul Brown Stadium began in earnest in November of '93. At that time, Bengals president Mike Brown, with support from NFL Commissioner Paul Tagliabue, sounded the call that Riverfront Stadium had become economically obsolete in the changing world of pro football. Brown warned that absent real progress on improving the Bengals' stadium situation, the club might be forced to consider moving. The first step toward a solution came in December, when the club agreed to stay at least

through 1998, in exchange for a deal to partially renovate Riverfront and amend the team's lease. It was also stated that civic leaders would explore construction of a new stadium by the "early 2000s." The Bengals played their first season since 1984 without QB Boomer Esiason, who was traded to the N.Y. Jets in March for a third-round 1993 draft pick. David Klingler, Cincinnati's first-round 1992 selection, had taken over at QB at the end of 1992. Klingler directed late-season victories in '93 over the Rams and Falcons, but the bottom line was a 3-13 finish. Klingler had missed three games at midseason, due to back problems, but veteran backup Jay Schroeder had been unable to right the ship. The '93 season was the most defense-dominated in Bengals history (through 2016), as Cincinnati and its foes averaged total combined points of only 31.6 per game. Preseason cuts had seen the Bengals release longtime kicker Jim Breech in favor of rookie Doug Pelfrey of Kentucky, a Greater Cincinnati native (Fort Thomas, Ky.) who would play for the team through 1999. Breech through 2016 is still Cincinnati's all-time leading scorer (1151). Breech started his Bengals career in 1980, after one season with Oakland, and through '16 he ranks third in NFL history in consecutive games played scoring at least one point (186). Changing public attitudes on smoking impacted Bengals fans in April, as Cincinnati City Council enacted a ban on smoking in seating areas at Riverfront Stadium, to take effect in 1994.

1994

A shot of "Blake-mania" livened a 3-13 overall season. Due to injuries to QBs David Klingler and Donald Hollas, late-August waiver pickup Jeff Blake got a chance to start on Oct. 30 against Dallas, the two-time defending Super Bowl champions. Blake couldn't engineer the season's first win, but he threw for two TDs and had the Bengals up 20-17 until late in the third quarter of an eventual 23-20 loss. Blake went on to lead wins the next two weeks, at Seattle and vs. Houston. He remained the starter despite Klingler's return to health, and finished the year as a huge fan favorite, leading the NFL in pass completions of 50 or more yards (eight). In a nationally televised Oct. 2 Sunday night game at Riverfront, Miami's Don Shula and Cincinnati's Dave Shula became the first father and son to oppose one another as head coaches in North American major pro sports. The Dolphins won, 23-7. The Bengals closed the season with a unique comeback, beating Philadelphia 33-30 when Doug Pelfrey kicked two FGs in the last :03 of the fourth quarter. He connected from 22 yards at :03 to tie the score, then kicked a 54-yarder at :01, after the Bengals kickoff team recovered an Eagles muff at the Philadelphia 37. Though there is no official NFL record for multiple FGs in the waning seconds of a game, the Elias Sports Bureau confirms that from 1970 through 2016, no other player has kicked two in the last :03. On May 5, the Bengals signed Ohio State DT Dan Wilkinson, the first overall pick in the '94 draft. Wilkinson was the first player ever drafted No. 1 overall by the Bengals (later to be joined in 1995 by RB Ki-Jana Carter and in 2003 by QB Carson Palmer). In December, fan favorite Tim Krumrie, a two-time Pro Bowler, announced his retirement, effective at season's end. Krumrie was honored by the team at the regular-season finale, and shortly after the season he was hired to the coaching staff. He served as a defensive assistant in 1995 and was promoted to defensive line coach in 1996. The two-point conversion was added to NFL rules prior to the '94 season, with the Bengals among 23 teams voting in favor, and in the first preseason game, when Cincinnati played against Tampa Bay and former head coach Sam Wyche, a Buccaneers two-point conversion was the deciding play in a 17-16 Tampa Bay win. Much debate and some controversy continued through the year as the Bengals and baseball's Reds negotiated with Cincinnati leaders about the need for a new stadium, or even two. As co-tenants with the Bengals at Riverfront, the Reds balked at parts of an agreement the Bengals had reached in 1993 for interim improvements at Riverfront, and in an attempt to resolve issues, a city/county Stadium Task Force was formed, led by Cincinnati mayor Roxanne Qualls and Hamilton County Commission president Guy Guckenberger. The Bengals meanwhile agreed to share the cost of major improvements to Spinney Field, the team's city-owned practice facility.

1995

The Bengals were alive in the playoff race through Game 14, but were eliminated in a 26-10 loss at Cleveland in Game 15. The Dec. 17 Browns game was the last home game for Cleveland prior to the franchise's controversial move to Baltimore. The Bengals' 7-9 finish included a 2-0 start and wins in four of the last seven games, but Cincinnati lost six of seven in a midseason stretch, including a 26-23 home loss to Miami in "Shula Bowl II," as Bengals head coach

Dave Shula opposed his father, Don, for the second straight year. The Bengals closed the season by erasing a 21-point deficit in a 27-24 win vs. Minnesota, tying the largest comeback to win in club history. Jeff Blake held serve on the No. 1 QB job he had gained in 1994, keeping David Klingler in a backup role, and both Blake and WR Carl Pickens earned Pro Bowl berths. Pickens set a franchise record for TDs (17, all receiving) that stands through 2016. (In receiving TDs only, no other Bengals player through 2016 has had more than 12.) The Bengals had retained Pickens for 1995 by matching a free agency offer he received from Arizona. The Bengals suffered a severe blow in preseason game three on Aug. 17 at Detroit, as RB Ki-Jana Carter of Penn State, the top overall pick in the '95 draft, was lost for the season to a severe knee injury. Carter, who had missed the first two preseason games with an ankle sprain, was lost at Detroit on his third Cincinnati carry. The Bengals had traded with Carolina to gain Carter as an offensive centerpiece, moving up in the first round for the first time in franchise history. Carter would come back to play seven NFL seasons, four of those for Cincinnati, but he never matched his college form at the pro level and closed with only 1144 career rushing yards. The year of 1995 was filled with issues regarding the Bengals' need for a new stadium. A lack of progress on the local front led club president Mike Brown to explore the possibility of a move to Baltimore, pressed by a deadline on Baltimore's end. But Brown repeatedly professed he had no desire to move the team unless forced to by an untenable local situation. On June 28, just minutes before a Bengals-set deadline, Cincinnati City Council voted 5-4 to approve a Hamilton County plan from Commissioner Bob Bedinghaus to raise the county sales tax by one percent to fund two new stadiums. In the end that proposal was scaled down to a one-half percent hike, funding stadiums and also providing homeowners with property tax relief. But after the County Commission voted to implement the tax, forces opposed to the increase successfully petitioned to make approval subject to a public referendum to be held in March of 1996. In October, Mike Brown announced that the Bengals for 1996 would move most of their front-office operation from Riverfront Stadium to the team's new practice facility building at Spinney Field.

1996

Progress continued to be forged on the Bengals' efforts to secure their future in Cincinnati with a new stadium. The biggest step came on March 19, when Hamilton County voters approved by 61-to-39 percent a measure to fund new Bengals and Reds stadiums with a half-cent sales tax increase. The vote came after vigorous public debate, and the Cincinnati Post termed it a "landslide victory" for backers of the issue. On Sept. 10, the Bengals reached preliminary agreement with Hamilton County on a 30-year lease, for an as-yet unnamed and un-sited stadium. The Bengals pushed vigorously for a riverfront site, opposing proposals to build in the Broadway Commons area just northeast of downtown. Both public polls and experts' recommendations indicated a preference for a riverfront site, but the question remained undecided as the year ended. The new stadium's name also remained undecided, but early public response showed strong support for naming it after Bengals founder Paul Brown. On Sept. 9, Riverfront Stadium was re-named Cinergy Field, as the energy utility Cinergy reached a \$6 million naming rights deal with Hamilton County to cover the stadium's remaining years of use. On the field, the team lost six of its first seven games, but Cincinnati's fortunes took a U-turn after offensive coordinator Bruce Coslet was promoted to head coach on Oct. 21, replacing the released Dave Shula. Coslet directed the team to a 7-2 finish, including a 5-0 mark at Cinergy Field. The Bengals stayed alive for the playoffs until the next-to-last week of the season, when despite defeating Houston they were eliminated due to results elsewhere. Coslet, signed only through '96 when he took over as head coach, was extended on Dec. 14 through 2000. A signature win for Coslet came Nov. 3 at Baltimore, when the Bengals rallied from a 21-3 deficit to win 24-21. The 18-point deficit stands through 2016 as largest ever overcome by the Bengals in a road win. WR Carl Pickens, who in 1995 had become the first Bengal to lead the AFC in receptions, led the conference again with 100, the first Bengal to hit the century mark. The defense had 34 INTs, a club record that stands through 2016. CB Ashley Ambrose, a veteran free agent in his first Bengals season, led the team with eight INTs and went to the Pro Bowl along with Pickens.

1997

On Feb. 13, the Bengals and Hamilton County reached tentative agreement on a western riverfront site for a new football stadium. The Bengals yielded to County wishes for a site one block farther west than the club's preferred spot, supporting the goal of opening central riverfront space for development of other attractions and neighborhoods between a football and a baseball stadium

(though the baseball site had yet to be agreed upon.). A drawback for the development of the more western football site was that some of the needed land was not owned by the county, and that would lead to future delays, as well as higher costs than the Bengals' preferred site. On May 29, the 30-year Bengals lease was completed and signed. It was announced on May 29 that the facility would be named Paul Brown Stadium, with the Bengals agreeing to cover \$5 million for the loss of potential corporate naming rights. On April 29, the Bengals received a favorable ruling in a tax case that had threatened the viability of the franchise. In United States Tax Court in Chicago, Judge John O. Colvin ruled that the heirs of the late Paul Brown were not liable for \$40 million sought by the Internal Revenue Service, due to a dispute over Paul Brown's acquisition of team shares held formerly by John Sawyer. The Cincinnati Enquirer editorial page opined that the Bengals had been spared an unfair "ambush by the IRS." The football team opened training camp in a state-of-the-art new facility at Georgetown (Ky.) College, after 29 seasons of training at Wilmington (Ohio) College. On April 5, the Bengals had re-signed QB Boomer Esiason as a veteran No. 2 to back up Jeff Blake. Esiason had gone on to play for the Jets and Cardinals since playing for the Bengals from 1984-92. The team was struggling with a 2-7 record on Nov. 9 at Indianapolis when Blake was sidelined with a concussion, and the 36-year-old Esiason entered the game in the third quarter and led a comeback victory. The Bengals lost the next week at Pittsburgh with Blake as the starter, and Esiason was named starter for the final five games. The Bengals were 4-1 in his starts, and they scored 42 points in the start he lost. Esiason did not have enough pass attempts to qualify for a Bengals-record season passer rating, or for the NFL passing title, but he finished the season with a 106.9 rating. The team finished the season 7-9. It was the last Bengals hurrah for Esiason, who retired after the season to take a broadcasting job with ABC's Monday Night Football. The '97 season saw the debut of HB Corey Dillon, a second-round draft choice who stands through 2016 as the club's all-time leading rusher (8061 yards). On Dec. 4 vs. Tennessee at Cinergy Field, Dillon rushed for 246 yards and four TDs, breaking Jim Brown's NFL record for rushing yards in a game by a rookie (237) and tying the Bengals record for TDs and points in a game. Dillon's four TDs and 24 points remain tied for the Bengals record through 2016.

1998

On Jan. 24, Bengals OT Anthony Munoz (1980-92) was voted to the Pro Football Hall of Fame. Munoz was part of a five-member induction class, and he and Chicago Bears LB Mike Singletary became the 47th and 48th players among the then-194 members to be elected in their first year of eligibility. The official induction ceremony took place Aug. 1, at the Hall in Canton, Ohio. NFL labor events had led to Munoz gaining free agent status after announcing his retirement following the 1992 season, and he had signed with Tampa Bay (and his former Bengals head coach, Sam Wyche) as a free agent in '93. But Munoz gave up the comeback bid after suffering a shoulder injury in training camp, and because he was not with the Bucs in the regular season, he is recognized in the Hall as having played only for the Bengals. Plans for the Bengals' new stadium hit a serious snag in January of '98, due to a dispute between Hamilton County and the city over the county acquiring 12.5 acres of city land that it needed to build at its preferred western riverfront site. As the stalemate dragged on, the Bengals announced that if no agreement was reached by Jan. 31, the club would no longer be bound by the lease it had signed in spring of 1997. Tension continued to build until, at 1:15 a.m. on Feb. 1, City Council forged a past-the-11th-hour agreement to accept a county proposal. On April 25, officials from the county, city and the Bengals joined in a public groundbreaking for Paul Brown Stadium construction, with plans for the facility to be ready for the 2000 season. The news on the field was not so encouraging, as the team dipped to 3-13 in its second full season under head coach Bruce Coslet. QB Boomer Esiason, who had a sensational late-season return to the starting job in 1997, after four seasons playing elsewhere, announced prior to the season that he was retiring to join ABC's Monday Night Football as a broadcaster. The Bengals signed former Steeler Neil O'Donnell to compete with Jeff Blake for the starting QB job. O'Donnell won the job in training camp, but the team lost nine straight after beating Pittsburgh in Game 5. Blake started Games 14 and 15 before being injured, and the season ended with no clear starter in sight for 1999. HB Corey Dillon rushed for 1130 yards, becoming the first Bengal (and still through 2016 the only Bengal) to top 1000 in each of his first two Cincinnati seasons. In the season opener vs. Tennessee, injury-plagued HB Ki-Jana Carter, top overall pick in the 1995 draft, suffered a season-ending wrist fracture. DT Dan Wilkinson, drafted No. 1 overall by the Bengals in 1994, saw a rather stormy Cincinnati

career end prior to the season, when he was traded to Washington for picks in the first and third rounds of the '98 draft. The Bengals used the picks to obtain LB Brian Simmons (first round) and G Mike Goff (third round).

1999

For the first year since the idea's original proposal in 1993, plans for the Bengals' new stadium proceeded with only minor issues. The rise of the seating bowl of Paul Brown Stadium was watched by citizens throughout the year. However, past issues — particularly a delay in Hamilton County's acquisition of needed land from the city — put construction on a very tight schedule to meet the goal of an August, 2000, inaugural game. On the field in '99, veteran Jeff Blake and rookie first-round draft choice Akili Smith would end up sharing QB duties during a 4-12 season. Blake was benched after an 0-4 start, and Smith started and won his NFL debut, 18-17 on Oct. 10 at Cleveland. The game marked the renewal of the "Battle of Ohio" series, as the Browns returned to play as an expansion team. Cleveland had spent three years without NFL football after the Browns moved to Baltimore for the 1996 season. The Bengals did not win again until Game 12, however, and Smith suffered a season-ending ankle injury in Game 9 vs. Jacksonville. Blake engineered three straight wins in Games 12-14, but the team lost the final two. HB Corey Dillon rushed for 1200 yards and went to the Pro Bowl along with KOR Tremain Mack, whose 27.1-yard average was the team record until Adam Jones surpassed it in 2014.

2000

The Paul Brown Stadium era began on Aug. 19, as the Bengals christened Cincinnati's new football showplace with a 24-20 preseason win over the Chicago Bears. WR Peter Warrick scored the first Bengals preseason points in PBS on a 14-yard end-around run in the first quarter. In the stadium's Grand Opening regular-season game Sept. 10 vs. Cleveland, before a Cincinnati sports record crowd of 64,006 (since surpassed by the Bengals). The Browns won, 24-7. Rookie WR Ron Dugans scored the first Bengals regular-season points in PBS on a four-yard TD pass from Akili Smith. The '00 Bengals drew four other crowds which exceeded the pre-PBS record for a sports crowd in Cincinnati, but the Browns game stood as the new record at year's end. On Sept. 25, following an 0-3 start to the season, Bruce Coslet resigned as head coach and was replaced by assistant head coach/defensive coordinator Dick LeBeau, who was named interim head coach. The team finished 4-9 under LeBeau, including 4-6 in the final 10 games and a 2-2 mark in the final four. On Dec. 20, LeBeau signed a multi-year contract to begin in 2001. LeBeau's first victory, on Oct. 22 vs. Denver, featured a then NFL-record 278 rushing yards by Corey Dillon, who went on to set a Bengals record (since broken) of 1435 yards for the season, earning his second straight trip to the Pro Bowl. Against Denver, Dillon broke a 1977 record of 275 yards set by Chicago's Walter Payton. It was an all-or-nothing day for Dillon, as he was stopped on 10 of his 22 carries for one or fewer yards, but he had five runs of 30-plus, including TD runs of 65 and 41 yards. "It seemed like a high school game," Dillon said of his numbers. Dillon's 278 stood as the NFL record until Sept. 14, 2003, when Baltimore's Jamal Lewis had a 295-yard game vs. Cleveland, and Dillon's total ranks fourth in league history through 2016. The Denver game was Cincinnati's first regular-season win at Paul Brown Stadium. Akili Smith opened the year as starting QB, but the offense stalled, and he was replaced after a Nov. 5 loss at Dallas by veteran 2000 free agent signee Scott Mitchell. Prior to the season, on June 1, the Bengals released HB Ki-Jana Carter, their injury-plagued 1995 top draft pick. On July 20, Cincinnati released talented but malcontent WR Carl Pickens. Pickens' departure had left Darnay Scott set to take over as the No. 1 wideout, but Scott suffered a broken leg in training camp on Aug. 1 and missed the season.

2001

The Bengals got off to a 4-3 start in Dick LeBeau's first full season as head coach, but they did not win again until the final two games, finishing 6-10. The defense finished No. 9 in the NFL, but the offense ranked 23rd. The early season was played amidst the tragedy of the Sept. 11 terrorist attacks in New York and Washington D.C. All of the NFL's Week 2 games, scheduled for Sept. 16-17, were postponed until the first weekend in January, the weekend after the regular season had been scheduled to end. The Bengals resumed play on Sept. 23, moving to 2-0 with a win over Baltimore at Paul Brown Stadium, and by that time stadium security procedures had been strengthened, including a ban on "coolers, backpacks and oversize purses." Also, the Federal Aviation Administration moved to ban aircraft from operating within three miles of outdoor venues with events in progress. Free agent signee Jon Kitna took over as the starting QB, winning a training camp battle with Scott Mitchell and Akili Smith. The '01 season featured the Bengals' first visit to Pittsburgh's new Heinz Field, on Oct. 7. On

Oct. 28 at Detroit, a 31-27 Bengals win featured a 96-yard TD run by HB Corey Dillon, which stands through 2016 as the longest scrimmage play in Bengals history. The '01 season was the first for flamboyant WR Chad Johnson, who through 2016 is Cincinnati's all-time leader in receptions (751) and receiving yards (10,783). Johnson, a second-round draft pick from Oregon State, put up only modest rookie numbers, missing four games with a collarbone fracture, but he publicly pleaded with coaches and medical staff to let him come back sooner from the injury, and he promised, "I'm going to make a lot of noise here early." On Oct. 14, the Bengals re-set their own record for the largest crowd ever at a Cincinnati sports event, as 64,217 fans watched a 24-14 win over Cleveland.

2002

The Bengals began the season in a new division, the AFC North, as the NFL realigned into eight four-team divisions. The Bengals were successful in efforts to keep longtime rivals Cleveland and Pittsburgh as division foes, and the Baltimore Ravens completed the four-team lineup. The Bengals entered the season after an encouraging 2001 finish. But despite some noteworthy individual performances, the team sunk to the worst record (2-14) in franchise history. The team was hit hard by injuries, losing the league's second-highest number of games by starters. The offense got off to a very slow start with free agent signee Gus Frerotte at QB. The offense perked up noticeably after the 2001 starter, Jon Kitna, returned to the No. 1 QB role. For the first time since 1989, Cincinnati had a 3000-yard passer (Kitna), a 1000-yard rusher (Corey Dillon) and a 1000-yard receiver (Chad Johnson). Johnson had the first of his club-record 31 games of 100 receiving yards on Nov. 10 at Baltimore (seven-for-110). On Oct. 27 vs. Tennessee, Dillon raised his Bengals career rushing total to 6542 yards, passing James Brooks (6447) into the all-time franchise lead that he still holds through 2016 with 8061 yards. The Bengals set a team record for pass completions with 350 (since surpassed). But the team was 0-7 before getting a win at expansion Houston. The defense was inconsistent, and with nine TDs allowed on special teams or by the offense, the Bengals as a team allowed the second-most points (456) in club history. On Dec. 30, it was announced that head coach Dick LeBeau would not be retained for 2003.

2003

The Bengals launched a new era on Jan. 14, when Marvin Lewis was hired as the ninth head coach in franchise history. "We've turned over a new leaf," said Bengals president Mike Brown, and the Bengals have had no other coach since. Lewis has become the franchise's all-time leader in tenure (14 seasons through 2016) and wins (118). At the time of his hiring, Lewis was the eighth African-American to be named an NFL head coach. Architect of the Baltimore Ravens' record-setting Super Bowl defense in 2000, Lewis received a broad mandate from Bengals ownership to implement his program, and the team finished 8-8, six games better than the 2-14 Bengals of 2002. Though the Bengals missed the playoffs — eliminated on the final weekend of the season — their six-game improvement was the biggest of any NFL team from '02 to '03. It was also the second-biggest one-year improvement in Bengals history. Lewis finished second to Bill Belichick, coach of the World Champion New England Patriots, in Associated Press voting for NFL Coach of the Year. The season included the four largest pro sports crowds in Cincinnati history (to that time), topped by 65,362 on Dec. 28 vs. Cleveland, and the highlight game was a 24-19 win on Nov. 16 over an unbeaten (9-0) Kansas City team. The Chiefs game started what would be a Bengals-record streak of 57 consecutive home sellouts in regular season and postseason. WR Chad Johnson, who led the AFC with 1355 receiving yards, signed a five-year contract extension in November. Prior to the season, the Bengals had the No. 1 overall pick in the NFL Draft for the third time in team history, and the club chose Southern California QB Carson Palmer. Palmer was signed on April 24, just before the actual draft, as the Bengals took the option to execute an early signing. Palmer did not play as a rookie, as veteran Jon Kitna was the only NFL QB to play every offensive snap for his team, but Palmer would go on to set numerous Bengals passing records, beginning his playing career in 2004. QB Akili Smith, an unsuccessful first-round QB choice in 1999, was released on June 2. In an ironic twist for longtime Bengals followers, the club prior to the season hired Ricky Hunley as LBs coach. Hunley was a Bengals first-round draft choice as a player (LB) in 1984, but he never signed with Cincinnati, staging the longest holdout in franchise history before being traded to Denver on Oct. 9, 1984.

2004

In their second season under head coach Marvin Lewis, the Bengals continued their rebuilding process, posting a second straight 8-8 record. All eight

regular-season games at Paul Brown Stadium were sellouts — the first sold-out regular season since 1992 at Riverfront Stadium — and the total regular-season attendance of 524,248 put the team over the half-million mark for the first time. The team's break-even finish was a creditable performance, given that injuries were severe (18 players were placed on season-ending medical reserve lists) and that second-year QB Carson Palmer was seeing his first NFL playing time. Palmer, the 2003 first overall NFL draft pick, had not played as a rookie while backing up Jon Kitna. Palmer started the first 13 games before missing the final three with a knee strain. HB Rudi Johnson rushed for a club-record 1454 yards (a mark he later broke), and the team had four players named to the Pro Bowl, its highest total since 1990. The Pro Bowl quartet was Rudi Johnson, WR Chad Johnson, OT Willie Anderson and CB Tory James. K Shayne Graham set a club record with 122 points (since surpassed by Mike Nugent). Home games were played on a new, synthetic FieldTurf surface, on which installation was complete in early July. PBS had grass fields from 2000-03, but durability and maintenance issues dictated a switch. The team also made its first significant uniform change since 1981. The signature striped helmet was not changed, but the jersey design was modernized, black pants were added as a regular option to white pants, and a special-occasion orange jersey was added for up to two games per year. The team wore orange jerseys for the first time in franchise history in a 26-3 win vs. Dallas on Nov. 7. On Nov. 28, the Bengals played in what remains through 2016 as the second-highest scoring game in NFL history, a 58-48 home win over Cleveland (106 total points). The game stands through '16 as the only one in which the Bengals have scored in double figures in all four quarters (14-13-14-17). Prior to the season, HB Corey Dillon, the club's all-time rushing yards leader, was traded to New England for a second-round 2005 draft choice (Bengals chose S Madiou Williams).

2005

In head coach Marvin Lewis' third season, the Bengals returned to the playoffs, winning the AFC North Division title with an 11-5 record. But Cincinnati lost 31-17 to Pittsburgh in a Wild Card round playoff game, the first postseason game at Paul Brown Stadium, and QB Carson Palmer's postseason was regrettably short. Palmer, who posted a 101.1 regular-season passer rating, a Bengals record at the time, was lost to a serious knee injury on the club's second offensive snap in the playoff game, downed by former Bengal Kimo von Oelhoffen. On the play, Palmer had launched a 66-yard completion to WR Chris Henry. In the regular season, the team won its first four games, including an 88-29 point margin in the first three. The Bengals clinched the division title in Game 14, with a 41-17 victory at Detroit. A number of club individual single-season records were set, including two that still stand through 2016 — 1458 rushing yards by HB Rudi Johnson and 10 INTs by CB Deltha O'Neal. Five Bengals were voted to the Pro Bowl, the largest Cincinnati contingent since the 1989 team placed six. The five were Palmer, O'Neal, OT Willie Anderson, K Shayne Graham and WR Chad Johnson. The season's home crowds included the top four attendance figures in franchise history to that time, headed by 66,104 for the Bengals-Steelers game on Oct. 23. Two notable Bengals "voices" passed away in '05. Phil Samp, the team's radio play-by-play man from 1968-90, died on March 10, and Tom Kinder Sr., the stadium public address announcer from 1968-2004, died on April 10.

2006

For the first time since 1992, the Bengals sold out all games before the season began, and a waiting list was established for new season ticket buyers. The regular-season attendance mark was 527,870, for an average of 65,984, and both the total and the averages stand through 2016 as club records. Also prior to the season, it was also announced that head coach Marvin Lewis had signed a contract extension through 2010. Lewis completed his fourth season by joining Paul Brown as the only Bengals head coaches to go four straight seasons without a losing record, but though the team remained in contention until the final weekend, it missed the '06 playoffs with an 8-8 mark. The Bengals lost their last three games after standing 8-5. A win in either of the two final games could have secured a playoff berth, but Cincinnati lost 24-23 in Game 15 at Denver when an errant PAT snap foiled a chance to force overtime, and the Bengals lost the season finale in overtime vs. Pittsburgh, after record-setting K Shayne Graham missed a 39-yard FG try on the final play of regulation. QB Carson Palmer, sidelined with a major knee injury in the 2005 postseason, made good on his bid to play the full 2006 regular season, starting every game. He set a club record to that point with 4035 passing yards, and he boldfaced his status as the cornerstone of the roster by winning the Most Valuable Player Award in the Pro Bowl on Feb. 10, 2007. He stands through the 2016 season as the only Bengal to win the award. The season was a particularly notable one for flamboyant WR Chad Johnson. In March, NFL owners voted to clamp down on player end-zone

celebrations, an art that Johnson had been increasingly expanding in production value. In April, Johnson was signed to a contract extension through 2011. He was featured on a Sports Illustrated cover in October, and for the season he became the only Bengal (through 2016) to lead the NFL in receiving yards, with 1369. Johnson set a still-standing Bengals record for receiving yards in a game, with 260 on Nov. 12 vs. San Diego, and with 190 the next week at New Orleans, he set an NFL record at the time for receiving yards in consecutive games (450). Also in '06, Johnson became the only player to lead the AFC or NFC in receiving yards for a fourth consecutive season. No other player has done it since (through 2016). In February, federal judge S. Arthur Spiegel dismissed a Hamilton County lawsuit against the Bengals regarding the Paul Brown Stadium lease, ending two years of legal disputes. In March, the Bengals and Buffalo Bills were the only NFL teams to vote against a new Collective Bargaining Agreement with the players, deeming it unsound, and as time would pass, numerous owners and analysts would in hindsight praise the Cincinnati-Buffalo stance. The 2006 agreement, in some views, ultimately led to the conditions that caused a lockout of players from March through July of 2011. The Bengals in '06 were among a number of teams responding to concerns about rowdy fan behavior at NFL games. The club installed and staffed a "Jerk Line" that fans could call during games to report problems. LB David Pollack, Cincinnati's top draft choice in 2005, suffered what would prove to be a career-ending neck fracture in the home opener vs. Cleveland. Pollack was never paralyzed and made a full recovery, but after some consideration of a comeback, he ultimately decided against it and moved into a successful career as a sports broadcaster.

2007

In a Harris Interactive survey released in February, Paul Brown Stadium was the only football stadium to make a list of "America's Favorite 150 Buildings and Structures." PBS ranked 101st on the list, whose range included all manner of major structures, including skyscrapers, museums, churches, hotels and even bridges. (The Empire State Building ranked first). Among all sports venues, only Wrigley Field (31) and the old Yankee Stadium (84) ranked higher than PBS. For the second straight season, the Bengals sold out all games before the season began. The team entered the season with high expectations, with its first two home games selected for ESPN Monday Night Football. But the season's first half ended with a disappointing 2-6 record, and a second-half rally lifted the club only to 7-9, the first losing season for head coach Marvin Lewis. WR T.J. Houshmandzadeh tied for the league receptions title (112), setting a club record that still stands through 2016 and becoming the only Bengal ever to gain a share of the league lead. WR Chad Johnson broke his own team receiving yards record with 1440, a season mark that stands through 2016, and K Shayne Graham set two marks that stand through '16 — season field-goal percentage (91.2 on 31-of-34) and FGs in a game (seven). Graham was seven-for-seven on Nov. 11 at Baltimore, scoring all of Cincinnati's points in a 21-7 win. On Sept. 16 at Cleveland, QB Carson Palmer set a Bengals game record (still standing through 2016) with six TD passes, but the Bengals lost in a 51-45 shootout to the underdog Browns, starting a four-game losing streak that followed a season opening Monday night win vs. Baltimore. On Oct. 28 vs. Pittsburgh, the team established a franchise record for single-game attendance, recording a figure of 66,188. That number stands through 2016 as the largest crowd ever to attend a sports event in Cincinnati, and other Bengals crowds at Paul Brown Stadium more than fill out the other spots on the all-time Cincinnati top 10.

2008

With a club-record 23 players sent to the Reserve/Injured list, the Bengals struggled to a 4-11-1 finish. And that list of 23 did not include the biggest missing name, QB Carson Palmer, who stayed on the roster all season but played in only four games due to an elbow injury. Ryan Fitzpatrick replaced Palmer at QB. The team partly salvaged the season, going 4-3-1 in the campaign's second half, but that was after an 0-8 start. Though the offense was near record lows in many statistical categories, the defense was promising under new coordinator Mike Zimmer, rising to a No. 12 NFL yardage ranking, the team's best since 2001. For the third straight year, all home games were declared sold out before the season began. The Bengals' 13-13 tie on Nov. 16 vs. Philadelphia was the NFL's first deadlock since 2002, and some players on both teams would admit that they had been expecting the contest to continue when the 15-minute overtime ended scoreless, not realizing that NFL games still could end in ties. It was the first overtime tie in Bengals history. The Bengals had played one other tie, at Houston in 1969, but that game went just the regulation four quarters, as overtime was not yet in the rules. On Aug. 29, star WR Chad Johnson legally changed his name to Chad Ochocinco, a Spanish reference to his uniform

number (85). But he was not permitted to have the new name on his jersey until 2009, after he had fulfilled contractual obligations regarding the purchase of existing licensed "Johnson" merchandise. In 2012, while with the Miami Dolphins, Ochocinco would change his name back to Johnson, and the league subsequently determined that in all future references in league material, the player would be known as Johnson, regardless of the year involved. The 2008 preseason ended with dramatic final cuts, as those released included three Bengals with six Pro Bowls among them — OT Willie Anderson, HB Rudi Johnson and CB Deltha O'Neal. On May 19, the Bengals waived talented but troubled LB Odell Thurman, who had been a rookie sensation in 2005. Thurman had not played in 2006 or '07, suspended by the NFL for various behavior issues, and on May 19 Bengals coach Marvin Lewis said the team "had not seen the right steps taken" by Thurman to justify another chance to play for Cincinnati. Thurman would not play again anywhere in the NFL.

2009

Rebounding from the disappointment of injury-plagued 2008, the Bengals won their second division championship under coach Marvin Lewis, finishing with a 10-6 record. Their march to the AFC North title included a 6-0 mark in division games, marking the only time in franchise history (through 2016) for Cincinnati to sweep its division opponents. The Bengals were eliminated in the first round of the playoffs, however, losing 24-14 to the visiting N.Y. Jets, who went on to reach the AFC Championship Game. The Bengals weathered tragedy en route to the title. On Oct. 8, Vikki Zimmer, wife for 27 years to Bengals defensive coordinator Mike Zimmer, died unexpectedly in Cincinnati. And on Dec. 17, WR Chris Henry died in North Carolina from injuries suffered in a Dec. 16 fall from a moving pickup truck. Henry was not with the team at the time, recuperating from a forearm fracture suffered Nov. 8 vs. Baltimore. The Bengals chartered a plane for the entire team to attend Henry's funeral in New Orleans on Dec. 22, and NFL Commissioner Roger Goodell also attended. On the field in '09, the Bengals were led by their defense, which continued rapid improvement under coordinator Zimmer. The Bengals finished fourth in the NFL in fewest yards allowed (301.4 per game). The team suffered a stunning home loss to Denver in the season opener, on a wildly improbable late play, but Cincinnati rebounded to win its next four. The Bengals led Denver 7-6 with less than a minute to play, but the Broncos won 12-7 on an 87-yard TD pass that was deflected by the Bengals defense to Denver's Brandon Stokley, who was not the intended receiver. The play stands through 2016 as the NFL's longest game-winning TD play from scrimmage in the final minute of the fourth quarter. On Oct. 4, Shayne Graham's 31-yard FG beat the Browns 23-20 in the longest Bengals game not to end in a tie. Graham's winning kick came with :04 remaining in overtime. On Oct. 25 vs. Chicago, Bengals HB Cedric Benson vaulted into the NFL rushing lead with a 189-yard game against Chicago, the team with which he had debuted unsuccessfully as a high first-round draft choice. The Bengals won 45-10 in a game nicknamed the "Benson Bowl," and NFL Network reported that Benson's rushing total was the most by a player against his former team in league history, with research going back to 1950. Long known for his mischievous on-field antics, WR Chad Johnson logged his last significant zany move as a Bengal on Nov. 8 vs. Baltimore, when he playfully offered a dollar bill to the officiating crew as they were discussing a ruling. The NFL was not amused, and Johnson was fined \$20,000. In Games 10-12, for the only time in franchise history (through 2016), the Bengals got 100-yard rushing games from three different players in a span of three games (Bernard Scott at Oakland, Larry Johnson vs. Cleveland and Cedric Benson vs. Detroit). It was the first such instance in the NFL since 1993. Benson set a Bengals individual record for 100-yard rushing games in a season (six), and the club set a mark with eight individual 100-yard rushers. Both marks stand through 2016.

2010

Following a 2009 division championship, the team never jelled despite having veteran talent, including that of high-profile free agent WR Terrell Owens. After a 2-1 start, the Bengals tied a dubious team one-season record by losing 10 in a row. Wins in two of the last three games did little to ease the dissatisfaction. Head coach Marvin Lewis ended the season with an expired contract, but two days after the season finale, it was announced that Lewis had signed to return for a franchise-record ninth season in 2011, a wise move given that the next five Bengals teams would make the playoffs. In '10, Owens and WR Chad Johnson combined for 139 receptions for 1814 yards and 13 TDs, and Cedric Benson rushed for 1111 yards while Carson Palmer passed for 3970. But the team could not deliver in the clutch. Opponents scored eight TDs on returns (INTs, fumbles, kicks), and the Bengals were minus-eight in turnover differential. Injuries played a part, as the Bengals were forced to place 17 players on the Reserve/Injured list, and nine were veteran defensive players who would have

started or seen significant action if healthy. The season was the last one in stripes for Chad Johnson, who completed the year with franchise career record records (still standing through 2016) for receptions (751), receiving yards (10,783), receiving TDs (66) and most 100-yard receiving games (31). The club recorded a franchise-record 57th consecutive sellout (regular and postseason) for a Monday night game on Nov. 8 vs. Pittsburgh, but the streak ended when the Nov. 21 Buffalo game failed to sell out. The Bengals played five preseason games, their most since 1988, as the club was selected to open the NFL preseason against Dallas in the Pro Football Hall of Fame Game on Aug. 8 at Canton, Ohio. On Aug. 7, former Bengals assistant coach and head coach Dick LeBeau was inducted into the Hall of Fame. LeBeau, who spent 18 years on the Cincinnati coaching staff, also had a stellar playing career as a DB with the Detroit Lions, and after leaving Cincinnati he became a successful defensive coordinator with Pittsburgh.

2011

Shortly after re-signing for a Bengals-record ninth season as head coach, Marvin Lewis had a message for Bengals fans upset over the 2010 team's 4-12 record. "I will fix us," Lewis pledged, and the record would bear him out. Lewis led a young team — the AFC's youngest as of Week 1 — to a 9-7 record and a Wild Card playoff berth. Cincinnati lost at Houston in the Wild Card game. The young Bengals squad was not able to work with the coaching staff until late July, due to a player lockout over labor issues that had begun in March. The lockout ended just as training camps were due to open, with the announcement of a new NFL Collective Bargaining Agreement. But Cincinnati's players had staged numerous workouts on their own during the lockout, and two veteran leaders — DT Domata Peko and OT Andrew Whitworth — were accorded great credit for helping the team hang together in preparation for its surprise season. The Bengals defied widespread last-place predictions from preseason analysts by putting new offensive pieces together quickly. Working in the scheme of new offensive coordinator Jay Gruden, the club's top two draft picks — WR A.J. Green and QB Andy Dalton — became the first rookie QB-WR duo in NFL history to make the Pro Bowl. K Mike Nugent, from nearby Centerville, Ohio, set club records (still standing through 2016) for points (132) and FGs (33) in a season. The defense, in its fourth season under coordinator Mike Zimmer, ranked seventh in the NFL. DT Geno Atkins, a fourth-round 2010 draft pick, began emerging as one of the best draft steals in franchise history, tying for the NFL lead in sacks (7.5) among interior linemen and earning his first Pro Bowl berth. Dalton's success at QB led to the Bengals trading holdout veteran QB Carson Palmer to Oakland on Oct. 18, and Cincinnati received Oakland's first-round 2012 draft choice and second-round 2013 draft choice. The picks were used on CB Dre Kirkpatrick (2012) and HB Giovani Bernard (2013). On July 29, the Bengals traded talented but problematic Chad Johnson, their all-time leader in receptions (751) and receiving yards (10,783), to New England for a fifth-round and a sixth-round draft choice. Cincinnati used the picks to draft WRs Marvin Jones (2012) and Cobi Hamilton (2013). Johnson would make only 15 more NFL catches, released by New England in June of 2012 and released by Miami the following August. Lewis closed the year with 69 career victories, passing Sam Wyche (64) for most by a Bengals head coach. Through 2010, Lewis had been tied with Wyche and Paul Brown for most seasons as Bengals head coach (eight).

2012

The Bengals brought training camp to downtown Cincinnati, holding camp at the club's home facility for the first time. The team had trained for 29 seasons at Wilmington (Ohio) College and for the next 15 at Georgetown (Ky.) College. Changes in the NFL's Collective Bargaining Agreement helped drive the change, as the Bengals joined a majority of NFL teams which had switched to their home bases. With the new CBA reducing the amount of time players could be on the practice field, it was thought that their increased non-field time could be much better used at Paul Brown Stadium, where medical and classroom facilities were far superior to any remote camp site. Plans for a second straight playoff season seemed to have gone awry when the team lost four straight after a 3-1 start, standing 3-5 at the season's halfway point. But the Bengals stormed back to go 7-1 in the second half and clinched a Wild Card postseason berth with a 10-6 record. The only loss in the final eight games came by one point, 20-19 to Dallas, on a Cowboys FG at the final gun. Of 131 NFL teams to post 3-5 starts between 1990-2012, the Bengals were one of only nine to reach the playoffs, and the 7-1 finish tied the 1981 Cincinnati Super Bowl team for best second-half record in a 16-game season. Cincinnati lost at Houston in the first round of the playoffs for the second straight year, but it was the first time for the Bengals to reach

postseason two years in a row since 1981-82. The Bengals clinched their playoff berth with a 13-10 win at Pittsburgh in Game 15, at the same time eliminating the rival Steelers from contention. CB Leon Hall got the only Bengals TD against the Steelers, on a 17-yard INT return. The defense ranked sixth in the NFL in fewest yards allowed (319.7 per game), and it collected a team-record 51 sacks (though the 1976 team, in a 14-game season, had a higher average of sacks per game). All-Pro DT Geno Atkins led the sack parade with 12.5, third-most in club history and most on the season by a margin of 4.5 among NFL interior linemen. WR A.J. Green scored at least one TD in nine straight games (Games 2-10), a Bengals record for within one season. He became only the second NFL player in a 48-year span to have at least one receiving TD in nine straight games in a season, joining Hall of Famer Jerry Rice. P Kevin Huber posted averages of 46.6 gross and 42.0 net, club records that he reset in 2014. New technology lessened the need of the '12 team for notebooks and attention to bulletin boards, as the Bengals became one of the first NFL clubs to issue players tablets, for easy distribution of schedules, video and other key information. Shortly after the end of the season, Bengals RBs coach Jim Anderson announced his retirement. Anderson had joined the Bengals staff in 1984, and his 29 seasons stand through 2016 as a franchise record for most total seasons on the Cincinnati coaching staff. During his last six seasons, Anderson had the most consecutive years with his team of any position coach in the NFL.

2013

Coach Marvin Lewis led the Bengals to their third straight playoff appearance — a franchise first. Cincinnati won its third AFC North Division title under Lewis, posting an 11-5 record and clinching the crown with a 42-14 rout of Minnesota in Game 15. The Bengals went 8-0 at home for the second time in club history (also 1988), and they were among only five NFL clubs to reach the postseason each year from 2011-13. They were in the postseason for the fourth time in five years, among only six teams to qualify four or more times in that span. For the third straight season, however, the playoffs ended all too soon for Cincinnati, as San Diego prevailed 27-10 in a first round game at Paul Brown Stadium. The '13 team played three overtime games, most in a season in franchise history. They won the first OT contest, but lost in OT in consecutive weeks in Games 9 and 10. It was the first time in franchise history for the team to play two straight OT games. The consecutive losses dropped the team's record to 6-4, but Lewis' club closed the season with five wins in the last six games. QB Andy Dalton set franchise records for passing yards (4293) and TD passes in a season (33), and he became one of only five QBs in NFL history to pilot a playoff club in his first three seasons in the league. WR A.J. Green was named to the Pro Bowl for the third time in his three-year career, and he set club records for most 100-yard receiving games in a season (six) and most consecutive 100-yard receiving games (five). Second-year WR Marvin Jones also posted a club mark, becoming the first Bengal with four TD receptions in a game (Oct. 27 vs. N.Y. Jets). Jones accomplished his feat in the franchise's 700th regular-season game. Green (11) and Jones (10) became the first Bengals duo to each hit double figures in TD receptions in a season. Marvin Lewis earned a "coaching-tree" compliment after the season when, in an NFL rarity, each of his coordinators signed as NFL head coaches. Offensive coordinator Jay Gruden went to Washington, and defensive boss Mike Zimmer went to Minnesota. Also in the TV realm, the Bengals in '13 agreed for the second time in five years to be featured during preseason on the all-access HBO series, "Hard Knocks." The club allowed virtually unfettered access to team activities to crews from NFL Films. Though many NFL clubs have shied from invitations to be a Hard Knocks team, the Bengals won the AFC North title for the second straight time after doing the show, as they also won after doing Hard Knocks in 2009.

2014

Head coach Marvin Lewis led the Bengals to a 10-5-1 record and a Wild Card playoff berth, and to new heights in terms of consistent success for the franchise. Lewis had the team in postseason for the fourth straight year, extending the club-record of three set in 2013 — and the team established a new club mark with a third straight season of double-digit wins. The season ended when an injury-depleted team lost 26-10 at Indianapolis in a Wild Card playoff game, but the Bengals stood as one of only four NFL teams to have made the playoffs four straight years. Lewis' club record for head coaching victories was extended to 100 in the season's final win, a Monday night playoff clincher in Week 16 vs. Denver. The Bengals tied a franchise record with four regular-season games in prime time on national TV. WR A.J. Green was voted to a fourth straight Pro Bowl, joining WR Isaac Curtis as the only Bengals selected in each of their first four seasons, and CB Adam Jones became the first Bengal to win an NFL kickoff return title, averaging a franchise-record 31.3 yards. In the year's biggest off-field story, DT Devon Still touched hearts across the nation

with his openness regarding his daughter Leah being diagnosed with cancer. The Bengals worked to have sales of Still's No. 75 jersey benefit pediatric cancer research, and nearly 15,000 jerseys were sold to buyers near and far. At the Nov. 6 home game vs. Cleveland, Cincinnati Children's Hospital Medical Center was presented with a check for \$1.3 million. During training camp, the team signed QB Andy Dalton to a six-year contract extension, running through 2020. On April 17, the club continued its leading role in development of the Cincinnati downtown riverfront, announcing an agreement with Hamilton County that helped pave the way for General Electric to bring a major office facility to the emerging Banks neighborhood between Paul Brown Stadium and the Reds' Great American Ball Park. Fans at home games in 2014 enjoyed the benefits of the first state-of-the-art WiFi system throughout PBS.

2015

The Bengals extended their franchise record for consecutive playoff seasons to five and stood as one of only four NFL teams to qualify those five consecutive years. But it was one of the more bittersweet seasons in club history. The team got off to an 8-0 start, setting a franchise record for most consecutive wins within a season and tying the mark for most wins regardless of seasons. The 12-4 finish tied Cincinnati records for most wins in a season and best winning percentage in a 16-game season. QB Andy Dalton was a huge key to it all, winning the AFC passing title with a Bengals-record 106.3 rating. But Dalton suffered a thumb injury in Game 13 vs. Pittsburgh and missed the remainder of the campaign, including a dramatic 18-16 loss to Pittsburgh in the first round of the playoffs. Backup QB AJ McCarron, who went 2-1 as a starter in the last three regular season games, rallied the Bengals in the playoff game from a 15-0 deficit after three quarters to a 16-15 lead with 1:50 to play. But the Steelers came back for a winning FG after recovering a fumble by Bengals HB Jeremy Hill deep in Pittsburgh territory. The Bengals' 2015 accomplishments also included a No. 2 NFL finish in scoring defense (17.4), the highest in club history. The club's most singular game accomplishment came Oct. 11 vs. Seattle, when the Bengals overcame a 17-point fourth-quarter deficit (24-7) to win 27-24 in overtime. The last time any NFL team had won a regular season or postseason game after trailing by 17 in the fourth quarter had been Week 15 of 2010, and Cincinnati's

win ended a streak of 427 consecutive games in which teams trailing by 17-plus in the fourth quarter had lost. By the end of the postseason, the game stood as the only win for such a trailing team in the previous 536 instances.

2016

For the first time in six seasons, the Bengals missed the playoffs, and their 6-9-1 record came with plenty of reason to think what else might have been. Cincinnati's last five losses came by a total of 16 points, and a general lack of production in the fourth quarter was highlighted by the team suffering from crucial missed place kicks as no Bengals team had suffered in recent years. Injuries also were a worse-than-usual factor, but head coach Marvin Lewis said simply, "Your record is what you earn. We have to do a better job in so many ways (in 2017)." The most notable injury was a hamstring strain that cost WR A.J. Green all but two snaps of the last seven games. Through nine games, Green's totals of 66 receptions and 964 yards had him on pace to set club season records in both categories by wide margins. DE Carlos Dunlap had a remarkable 15 passes defensed, leading the team by five in becoming the first DL to lead the team in the category, and Dunlap led all NFL defensive linemen by seven. DE Geno Atkins led all NFL interior linemen in sacks (nine), claiming at least a piece of that crown for the fourth time in his seven seasons. Green, Dunlap and Atkins were among five Bengals in the Pro Bowl, joined also by QB Andy Dalton and OT Andrew Whitworth. The Bengals took part for the first time in the NFL's International Series, playing Washington to a 27-all tie on Oct. 30 at London's Wembley Stadium. The Bengals officially named the home team in the game, as the team played only seven games at Paul Brown Stadium, but it stands as the only regular season game in franchise history played at a neutral site. The tie against Washington was notable because it was Cincinnati's third tie in nine seasons (2008-16). Only eight other NFL teams played even one tie in that span, with the remaining 23 playing none. The Bengals extended an impressive popularity streak in '16, running to 183 the number of consecutive weeks in which a televised regular-season or postseason game was the No. 1-ranked program for the week in Cincinnati. The streak began in 2004. Another notable statistic for the season was rookie WR Alex Erickson, a college free agent signee from Wisconsin, leading the AFC with a 27.9-yard kickoff return average, second-highest in team history.

ALL-TIME RESULTS

REGULAR SEASON AND POSTSEASON

All-time regular-season record: 344-408-4 (209-166-2 home, 135-242-1 road, 0-0-1 neutral)

All-time postseason record: 5-14 (5-5 home, 0-7 road, 0-2 neutral)

(All games listed are Sunday afternoon games unless noted otherwise. Opponents are capitalized for games in which the Bengals were the home team, including those games played at neutral sites.)

1968

3-11-0 (2-5 HOME, 1-6 ROAD) 5TH IN AFL WEST

HEAD COACH: PAUL BROWN

| DATE | OPPONENT | W-L | SCORE | ATT. | STADIUM/NOTES |
|----------|----------------------------|-----|-------|--------|--------------------------------|
| Sept. 6 | at San Diego Chargers..... | L | 13-29 | 33,687 | San Diego Stadium/Friday night |
| Sept. 15 | DENVER BRONCOS..... | W | 24-10 | 25,049 | Nippert Stadium |
| Sept. 22 | BUFFALO BILLS..... | W | 34-23 | 24,045 | Nippert Stadium |
| Sept. 29 | SAN DIEGO CHARGERS..... | L | 10-31 | 28,642 | Nippert Stadium |
| Oct. 6 | at Denver Broncos..... | L | 7-10 | 41,257 | Bears Stadium |
| Oct. 13 | at Kansas City Chiefs..... | L | 3-13 | 47,096 | Municipal Stadium |
| Oct. 20 | MIAMI DOLPHINS..... | L | 22-24 | 25,942 | Nippert Stadium |
| Oct. 27 | at Oakland Raiders..... | L | 10-31 | 37,083 | Oakland Coliseum |
| Nov. 3 | HOUSTON OILERS..... | L | 17-27 | 24,012 | Nippert Stadium |
| Nov. 10 | KANSAS CITY CHIEFS..... | L | 9-16 | 25,537 | Nippert Stadium |
| Nov. 17 | at Miami Dolphins..... | W | 38-21 | 31,747 | Orange Bowl |
| Nov. 24 | OAKLAND RAIDERS..... | L | 0-34 | 27,116 | Nippert Stadium |
| Dec. 1 | at Boston Patriots..... | L | 14-33 | 17,796 | Fenway Park |
| Dec. 8 | at N.Y. Jets..... | L | 14-27 | 61,111 | Shea Stadium |
| Dec. 15 | — BYE — | | | | |

REGULAR-SEASON TOTALS 3-11-0 215-329 — Regular-season home att.: 180,343

1969

4-9-1 (4-3 HOME, 0-6-1 ROAD) 5TH IN AFL WEST

HEAD COACH: PAUL BROWN

| DATE | OPPONENT | W-L | SCORE | ATT. | STADIUM/NOTES |
|----------|----------------------------|-----|-------|--------|----------------------------------|
| Sept. 14 | MIAMI DOLPHINS..... | W | 27-21 | 25,335 | Nippert Stadium |
| Sept. 21 | SAN DIEGO CHARGERS..... | W | 34-20 | 26,243 | Nippert Stadium |
| Sept. 28 | KANSAS CITY CHIEFS..... | W | 24-19 | 27,812 | Nippert Stadium |
| Oct. 4 | at San Diego Chargers..... | L | 14-21 | 52,748 | San Diego Stadium/Saturday night |
| Oct. 12 | N.Y. JETS..... | L | 7-21 | 27,927 | Nippert Stadium |
| Oct. 19 | DENVER BRONCOS..... | L | 23-30 | 27,920 | Nippert Stadium |
| Oct. 26 | at Kansas City Chiefs..... | L | 22-42 | 50,934 | Municipal Stadium |
| Nov. 2 | OAKLAND RAIDERS..... | W | 31-17 | 27,927 | Nippert Stadium |
| Nov. 9 | at Houston Oilers..... | T | 31-31 | 45,298 | Astrodome |
| Nov. 16 | BOSTON PATRIOTS..... | L | 14-25 | 25,913 | Nippert Stadium |
| Nov. 23 | at N.Y. Jets..... | L | 7-40 | 62,128 | Shea Stadium |
| Nov. 30 | at Buffalo Bills..... | L | 13-16 | 35,122 | War Memorial Stadium |
| Dec. 7 | at Oakland Raiders..... | L | 17-37 | 54,427 | Oakland Coliseum |
| Dec. 14 | at Denver Broncos..... | L | 16-27 | 42,198 | Mile High Stadium |

REGULAR-SEASON TOTALS 4-9-1 280-367 — Regular-season home att.: 189,077

1970

8-6-0 (5-2 HOME, 3-4 ROAD) 1ST IN AFC CENTRAL

HEAD COACH: PAUL BROWN

| DATE | OPPONENT | W-L | SCORE | ATT. | STADIUM/NOTES |
|----------|-----------------------------|-----|-------|--------|-----------------------------------|
| Sept. 20 | OAKLAND RAIDERS..... | W | 31-21 | 56,616 | Riverfront Stadium |
| Sept. 27 | at Detroit Lions..... | L | 3-38 | 58,202 | Tiger Stadium |
| Oct. 4 | HOUSTON OILERS..... | L | 13-20 | 55,094 | Riverfront Stadium |
| Oct. 11 | at Cleveland Browns..... | L | 27-30 | 83,520 | Cleveland Stadium |
| Oct. 18 | KANSAS CITY CHIEFS..... | L | 19-27 | 57,265 | Riverfront Stadium |
| Oct. 25 | at Washington Redskins..... | L | 0-20 | 50,415 | RFK Stadium |
| Nov. 2 | at Pittsburgh Steelers..... | L | 10-21 | 38,968 | Three Rivers Stadium/Monday night |
| Nov. 8 | at Buffalo Bills..... | W | 43-14 | 43,587 | War Memorial Stadium |
| Nov. 15 | CLEVELAND BROWNS..... | W | 14-10 | 60,007 | Riverfront Stadium |
| Nov. 22 | PITTSBURGH STEELERS..... | W | 34-7 | 59,276 | Riverfront Stadium |
| Nov. 29 | NEW ORLEANS SAINTS..... | W | 26-6 | 59,342 | Riverfront Stadium |
| Dec. 6 | at San Diego Chargers..... | W | 17-14 | 41,461 | San Diego Stadium |
| Dec. 13 | at Houston Oilers..... | W | 30-20 | 34,435 | Astrodome |
| Dec. 20 | BOSTON PATRIOTS..... | W | 45-7 | 60,157 | Riverfront Stadium |

REGULAR-SEASON TOTALS 8-6-0 312-255 — Regular-season home att.: 407,757

AFC DIVISIONAL PLAYOFF

Dec. 26 at Baltimore Colts.....L 0-17 51,127 Memorial/Saturday afternoon

1971

4-10-0 (3-4 HOME, 1-6 ROAD) 4TH IN AFC CENTRAL

HEAD COACH: PAUL BROWN

| DATE | OPPONENT | W-L | SCORE | ATT. | STADIUM/NOTES |
|----------|-----------------------------|-----|-------|--------|----------------------|
| Sept. 19 | PHILADELPHIA EAGLES..... | W | 37-14 | 55,880 | Riverfront Stadium |
| Sept. 26 | at Pittsburgh Steelers..... | L | 10-21 | 48,448 | Three Rivers Stadium |
| Oct. 3 | at Green Bay Packers..... | L | 17-20 | 56,263 | Lambeau Field |
| Oct. 10 | MIAMI DOLPHINS..... | L | 13-23 | 60,099 | Riverfront Stadium |
| Oct. 17 | CLEVELAND BROWNS..... | L | 24-27 | 60,284 | Riverfront Stadium |
| Oct. 24 | at Oakland Raiders..... | L | 27-31 | 54,699 | Oakland Coliseum |
| Oct. 31 | at Houston Oilers..... | L | 6-10 | 37,947 | Astrodome |
| Nov. 7 | ATLANTA FALCONS..... | L | 6-9 | 59,604 | Riverfront Stadium |
| Nov. 14 | at Denver Broncos..... | W | 24-10 | 51,200 | Mile High Stadium |
| Nov. 21 | HOUSTON OILERS..... | W | 28-13 | 59,390 | Riverfront Stadium |
| Nov. 28 | SAN DIEGO CHARGERS..... | W | 31-0 | 59,580 | Riverfront Stadium |
| Dec. 5 | at Cleveland Browns..... | L | 27-31 | 82,705 | Cleveland Stadium |
| Dec. 12 | PITTSBURGH STEELERS..... | L | 13-21 | 60,022 | Riverfront Stadium |
| Dec. 19 | at N.Y. Jets..... | L | 21-35 | 63,151 | Shea Stadium |

REGULAR-SEASON TOTALS 4-10-0 284-265 — Regular-season home att.: 414,859

1972

8-6-0 (4-3 HOME, 4-3 ROAD) 3RD IN AFC CENTRAL

HEAD COACH: PAUL BROWN

| DATE | OPPONENT | W-L | SCORE | ATT. | STADIUM/NOTES |
|----------|------------------------------|-----|-------|--------|---------------------------------------|
| Sept. 17 | at New England Patriots..... | W | 31-7 | 60,999 | Schaefer Stadium |
| Sept. 24 | PITTSBURGH STEELERS..... | W | 15-10 | 54,292 | Riverfront Stadium |
| Oct. 1 | at Cleveland Browns..... | L | 6-27 | 81,564 | Cleveland Stadium |
| Oct. 8 | DENVER BRONCOS..... | W | 21-10 | 55,812 | Riverfront Stadium |
| Oct. 15 | at Kansas City Chiefs..... | W | 23-16 | 79,068 | Arrowhead Stadium |
| Oct. 22 | at L.A. Rams..... | L | 12-15 | 73,385 | Los Angeles Coliseum |
| Oct. 29 | HOUSTON OILERS..... | W | 30-7 | 59,409 | Riverfront Stadium |
| Nov. 5 | at Pittsburgh Steelers..... | L | 17-40 | 50,350 | Three Rivers Stadium |
| Nov. 12 | OAKLAND RAIDERS..... | L | 14-20 | 59,485 | Riverfront Stadium |
| Nov. 19 | BALTIMORE COLTS..... | L | 19-20 | 49,512 | Riverfront Stadium |
| Nov. 26 | at Chicago Bears..... | W | 13-3 | 55,701 | Soldier Field |
| Dec. 3 | N.Y. GIANTS..... | W | 13-10 | 59,523 | Riverfront Stadium |
| Dec. 9 | CLEVELAND BROWNS..... | L | 24-27 | 59,524 | Riverfront Stadium/Saturday afternoon |
| Dec. 17 | at Houston Oilers..... | W | 61-17 | 32,482 | Astrodome |

REGULAR-SEASON TOTALS 8-6-0 299-229 — Regular-season home att.: 397,557

1973

10-4-0 (7-0 HOME, 3-4 ROAD) 1ST IN AFC CENTRAL

HEAD COACH: PAUL BROWN

| DATE | OPPONENT | W-L | SCORE | ATT. | STADIUM/NOTES |
|----------|-----------------------------|-----|-------|--------|----------------------|
| Sept. 16 | at Denver Broncos..... | L | 10-28 | 49,059 | Mile High Stadium |
| Sept. 23 | HOUSTON OILERS..... | W | 24-10 | 51,823 | Riverfront Stadium |
| Sept. 30 | at San Diego Chargers..... | W | 20-13 | 46,733 | San Diego Stadium |
| Oct. 7 | at Cleveland Browns..... | L | 10-17 | 70,805 | Cleveland Stadium |
| Oct. 14 | PITTSBURGH STEELERS..... | W | 19-7 | 55,819 | Riverfront Stadium |
| Oct. 21 | KANSAS CITY CHIEFS..... | W | 14-6 | 56,397 | Riverfront Stadium |
| Oct. 28 | at Pittsburgh Steelers..... | L | 13-20 | 45,761 | Three Rivers Stadium |
| Nov. 4 | at Dallas Cowboys..... | L | 10-38 | 54,944 | Texas Stadium |
| Nov. 11 | at Buffalo Bills..... | W | 16-13 | 76,927 | Rich Stadium |
| Nov. 18 | N.Y. JETS..... | W | 20-14 | 55,745 | Riverfront Stadium |
| Nov. 25 | ST. LOUIS CARDINALS..... | W | 42-24 | 50,918 | Riverfront Stadium |
| Dec. 2 | MINNESOTA VIKINGS..... | W | 27-0 | 57,859 | Riverfront Stadium |
| Dec. 9 | CLEVELAND BROWNS..... | W | 34-17 | 58,266 | Riverfront Stadium |
| Dec. 16 | at Houston Oilers..... | W | 27-24 | 21,955 | Astrodome |

REGULAR-SEASON TOTALS 10-4-0 286-231 — Regular-season home att.: 386,827

AFC DIVISIONAL PLAYOFF

Dec. 23 at Miami Dolphins.....L 16-34 74,651 Orange Bowl

1974

7-7-0 (4-3 HOME, 3-4 ROAD) 3RD IN AFC CENTRAL

HEAD COACH: PAUL BROWN

| DATE | OPPONENT | W-L | SCORE | ATT. | STADIUM/NOTES |
|----------|-----------------------------|-----|-------|--------|---|
| Sept. 15 | CLEVELAND BROWNS..... | W | 33-7 | 53,113 | Riverfront Stadium |
| Sept. 22 | SAN DIEGO CHARGERS..... | L | 17-20 | 51,178 | Riverfront Stadium |
| Sept. 29 | at San Francisco 49ers..... | W | 21-3 | 49,895 | Candlestick Park |
| Oct. 6 | WASHINGTON REDSKINS..... | W | 28-17 | 56,175 | Riverfront Stadium |
| Oct. 13 | at Cleveland Browns..... | W | 34-24 | 70,897 | Cleveland Stadium |
| Oct. 20 | at Oakland Raiders..... | L | 27-30 | 51,821 | Oakland Coliseum |
| Oct. 27 | HOUSTON OILERS..... | L | 21-34 | 55,434 | Riverfront Stadium |
| Nov. 3 | at Baltimore Colts..... | W | 24-14 | 36,110 | Memorial Stadium |
| Nov. 10 | PITTSBURGH STEELERS..... | W | 17-10 | 57,532 | Riverfront Stadium |
| Nov. 17 | at Houston Oilers..... | L | 3-20 | 44,054 | Astrodome |
| Nov. 24 | KANSAS CITY CHIEFS..... | W | 33-6 | 49,777 | Riverfront Stadium |
| Dec. 2 | at Miami Dolphins..... | L | 3-24 | 71,962 | Orange Bowl/Monday night |
| Dec. 8 | DETROIT LIONS..... | L | 19-23 | 45,159 | Riverfront Stadium |
| Dec. 14 | at Pittsburgh Steelers..... | L | 3-27 | 42,878 | Three Rivers Stadium/Saturday afternoon |

REGULAR-SEASON TOTALS 7-7-0 283-259 — Regular-season home att.: 368,368

1975

11-3-0 (6-1 HOME, 5-2 ROAD) 2ND IN AFC CENTRAL (WILD CARD QUALIFIER)

HEAD COACH: PAUL BROWN

| DATE | OPPONENT | W-L | SCORE | ATT. | STADIUM/NOTES |
|----------|-----------------------------|-----|-------|--------|---|
| Sept. 21 | CLEVELAND BROWNS..... | W | 24-17 | 52,874 | Riverfront Stadium |
| Sept. 28 | at New Orleans Saints..... | W | 21-0 | 52,531 | Louisiana Superdome |
| Oct. 5 | at Houston Oilers..... | W | 21-19 | 45,321 | Astrodome |
| Oct. 12 | NEW ENGLAND PATRIOTS..... | W | 27-10 | 51,220 | Riverfront Stadium |
| Oct. 19 | OAKLAND RAIDERS..... | W | 14-10 | 48,122 | Riverfront Stadium |
| Oct. 26 | at Atlanta Falcons..... | W | 21-14 | 45,811 | Atlanta-Fulton County Stadium |
| Nov. 2 | PITTSBURGH STEELERS..... | L | 24-30 | 58,418 | Riverfront Stadium |
| Nov. 9 | at Denver Broncos..... | W | 17-16 | 49,919 | Mile High Stadium |
| Nov. 17 | BUFFALO BILLS..... | W | 33-24 | 56,666 | Riverfront Stadium/Monday night |
| Nov. 23 | at Cleveland Browns..... | L | 23-35 | 56,427 | Cleveland Stadium |
| Nov. 30 | HOUSTON OILERS..... | W | 23-19 | 46,128 | Riverfront Stadium |
| Dec. 7 | at Philadelphia Eagles..... | W | 31-0 | 56,984 | Veterans Stadium |
| Dec. 13 | at Pittsburgh Steelers..... | L | 14-35 | 48,889 | Three Rivers Stadium/Saturday afternoon |
| Dec. 21 | SAN DIEGO CHARGERS..... | W | 47-17 | 46,474 | Riverfront Stadium |

REGULAR-SEASON TOTALS 11-3-0 340-246 — Regular-season home att.: 359,902

AFC DIVISIONAL PLAYOFF

Dec. 28 at Oakland Raiders.....L 28-31 53,030 Oakland Coliseum

| 1976 | | | | | |
|-----------------------------|-----------------------------|--------|--------------------|--------|-----------------------------------|
| 10-4-0 (6-1 HOME, 4-3 ROAD) | | | 2ND IN AFC CENTRAL | | |
| HEAD COACH: BILL JOHNSON | | | | | |
| DATE | OPPONENT | W-L | SCORE | ATT. | STADIUM/NOTES |
| Sept. 12 | DENVER BRONCOS..... | W | 17-7 | 53,464 | Riverfront Stadium |
| Sept. 19 | at Baltimore Colts..... | L | 27-28 | 50,374 | Memorial Stadium |
| Sept. 26 | GREEN BAY PACKERS..... | W | 28-7 | 44,103 | Riverfront Stadium |
| Oct. 3 | at Cleveland Browns..... | W | 45-24 | 75,817 | Cleveland Stadium |
| Oct. 10 | TAMPA BAY BUCCANEERS..... | W | 21-0 | 49,700 | Riverfront Stadium |
| Oct. 17 | at Pittsburgh Steelers..... | L | 6-23 | 48,311 | Three Rivers Stadium |
| Oct. 24 | at Houston Oilers..... | W | 27-7 | 45,999 | Astrodome |
| Oct. 31 | CLEVELAND BROWNS..... | W | 21-6 | 54,776 | Riverfront Stadium |
| Nov. 8 | L.A. RAMS..... | W | 20-12 | 52,480 | Riverfront Stadium/Monday night |
| Nov. 14 | HOUSTON OILERS..... | W | 31-27 | 53,243 | Riverfront Stadium |
| Nov. 21 | at Kansas City Chiefs..... | W | 27-24 | 46,259 | Arrowhead Stadium |
| Nov. 28 | PITTSBURGH STEELERS..... | L | 3-7 | 55,142 | Riverfront Stadium |
| Dec. 6 | at Oakland Raiders..... | L | 20-35 | 52,430 | Oakland Coliseum/Monday night |
| Dec. 12 | at N.Y. Jets..... | W | 42-3 | 31,067 | Shea Stadium |
| REGULAR-SEASON TOTALS | | 10-4-0 | 335-210 | — | Regular-season home att.: 362,908 |

| 1977 | | | | | |
|----------------------------|-----------------------------|-------|--------------------|--------|---------------------------------------|
| 8-6-0 (5-2 HOME, 3-4 ROAD) | | | 2ND IN AFC CENTRAL | | |
| HEAD COACH: BILL JOHNSON | | | | | |
| DATE | OPPONENT | W-L | SCORE | ATT. | STADIUM/NOTES |
| Sept. 18 | CLEVELAND BROWNS..... | L | 3-13 | 52,847 | Riverfront Stadium |
| Sept. 25 | SEATTLE SEAHAWKS..... | W | 42-20 | 45,579 | Riverfront Stadium |
| Oct. 2 | at San Diego Chargers..... | L | 3-24 | 40,352 | San Diego Stadium |
| Oct. 9 | at Green Bay Packers..... | W | 17-7 | 53,653 | Milwaukee County Stadium |
| Oct. 17 | at Pittsburgh Steelers..... | L | 14-20 | 47,950 | Three Rivers Stadium/Monday night |
| Oct. 23 | DENVER BRONCOS..... | L | 13-24 | 54,395 | Riverfront Stadium |
| Oct. 30 | HOUSTON OILERS..... | W | *13-10 | 53,194 | Riverfront Stadium/*OT |
| Nov. 6 | at Cleveland Browns..... | W | 10-7 | 81,932 | Cleveland Stadium |
| Nov. 13 | at Minnesota Vikings..... | L | 10-42 | 45,371 | Metropolitan Stadium |
| Nov. 20 | MIAMI DOLPHINS..... | W | 23-17 | 46,733 | Riverfront Stadium |
| Nov. 27 | N.Y. GIANTS..... | W | 30-13 | 32,705 | Riverfront Stadium |
| Dec. 4 | at Kansas City Chiefs..... | W | 27-7 | 38,488 | Arrowhead Stadium |
| Dec. 10 | PITTSBURGH STEELERS..... | W | 17-10 | 36,133 | Riverfront Stadium/Saturday afternoon |
| Dec. 18 | at Houston Oilers..... | L | 16-21 | 46,212 | Astrodome |
| REGULAR-SEASON TOTALS | | 8-6-0 | 238-235 | — | Regular-season home att.: 321,586 |

| 1978 | | | | | |
|--|------------------------------|--------|--------------------|--------|-----------------------------------|
| 4-12-0 (3-5 HOME, 1-7 ROAD) | | | 4TH IN AFC CENTRAL | | |
| HEAD COACHES: BILL JOHNSON (0-5), HOMER RICE (4-7) | | | | | |
| DATE | OPPONENT | W-L | SCORE | ATT. | STADIUM/NOTES |
| Sept. 3 | KANSAS CITY CHIEFS | L | 23-24 | 41,810 | Riverfront Stadium |
| Sept. 10 | at Cleveland Browns | L | *10-13 | 72,691 | Cleveland Stadium/*OT |
| Sept. 17 | PITTSBURGH STEELERS | L | 3-28 | 50,260 | Riverfront Stadium |
| Sept. 24 | NEW ORLEANS SAINTS | L | 18-20 | 40,455 | Riverfront Stadium |
| Oct. 1 | at San Francisco 49ers | L | 12-28 | 41,107 | Candlestick Park |
| Oct. 9 | at Miami Dolphins | L | 0-21 | 54,729 | Orange Bowl/Monday night |
| Oct. 15 | NEW ENGLAND PATRIOTS | L | 3-10 | 48,699 | Riverfront Stadium |
| Oct. 22 | at Buffalo Bills | L | 0-5 | 47,754 | Rich Stadium |
| Oct. 29 | HOUSTON OILERS | W | 28-13 | 50,532 | Riverfront Stadium |
| Nov. 5 | at San Diego Chargers | L | 13-22 | 43,639 | San Diego Stadium |
| Nov. 13 | OAKLAND RAIDERS | L | 21-34 | 51,374 | Riverfront Stadium/Monday night |
| Nov. 19 | at Pittsburgh Steelers | L | 6-7 | 47,578 | Three Rivers Stadium |
| Nov. 26 | at Houston Oilers | L | 10-17 | 43,245 | Astrodome |
| Dec. 3 | ATLANTA FALCONS | W | 37-7 | 25,336 | Riverfront Stadium |
| Dec. 11 | at L.A. Rams | W | 20-19 | 47,471 | Los Angeles Coliseum/Monday night |
| Dec. 17 | CLEVELAND BROWNS | W | 48-16 | 46,985 | Riverfront Stadium |
| REGULAR-SEASON TOTALS | | 4-12-0 | 252-284 | — | Regular-season home att.: 355,451 |

| 1979 | | | | | |
|-----------------------------|------------------------------|--------|--------------------|--------|-----------------------------------|
| 4-12-0 (4-4 HOME, 0-8 ROAD) | | | 4TH IN AFC CENTRAL | | |
| HEAD COACH: HOMER RICE | | | | | |
| DATE | OPPONENT | W-L | SCORE | ATT. | STADIUM/NOTES |
| Sept. 2 | at Denver Broncos | L | 0-10 | 74,788 | Mile High Stadium |
| Sept. 9 | at Buffalo Bills | L | 24-51 | 43,504 | Rich Stadium |
| Sept. 16 | NEW ENGLAND PATRIOTS | L | 14-20 | 41,805 | Riverfront Stadium |
| Sept. 23 | HOUSTON OILERS | L | *27-30 | 45,615 | Riverfront Stadium/*OT |
| Sept. 30 | at Dallas Cowboys | L | 13-38 | 63,179 | Texas Stadium |
| Oct. 7 | KANSAS CITY CHIEFS | L | 7-10 | 40,041 | Riverfront Stadium |
| Oct. 14 | PITTSBURGH STEELERS | W | 34-10 | 52,381 | Riverfront Stadium |
| Oct. 21 | at Cleveland Browns | L | 27-28 | 75,119 | Cleveland Stadium |
| Oct. 28 | PHILADELPHIA EAGLES | W | 37-13 | 42,036 | Riverfront Stadium |
| Nov. 4 | at Baltimore Colts | L | 28-38 | 37,740 | Memorial Stadium |
| Nov. 11 | SAN DIEGO CHARGERS | L | 24-26 | 40,782 | Riverfront Stadium |
| Nov. 18 | at Houston Oilers | L | 21-42 | 49,829 | Astrodome |
| Nov. 25 | ST. LOUIS CARDINALS | W | 34-28 | 25,103 | Riverfront Stadium |
| Dec. 2 | at Pittsburgh Steelers | L | 17-37 | 46,521 | Three Rivers Stadium |
| Dec. 9 | at Washington Redskins | L | 14-28 | 52,882 | RFK Stadium |
| Dec. 16 | CLEVELAND BROWNS | W | 16-12 | 42,183 | Riverfront Stadium |
| REGULAR-SEASON TOTALS | | 4-12-0 | 337-421 | — | Regular-season home att.: 329,946 |

1980

6-10-0 (3-5 HOME, 3-5 ROAD)

4TH IN AFC CENTRAL

HEAD COACH: FORREST GREGG

| DATE | OPPONENT | W-L | SCORE | ATT. | STADIUM/NOTES |
|-----------------------|------------------------------|--------|---------|--------|-----------------------------------|
| Sept. 7 | TAMPA BAY BUCCANEERS | L | 12-17 | 43,211 | Riverfront Stadium |
| Sept. 14 | at Miami Dolphins | L | 16-17 | 38,322 | Orange Bowl |
| Sept. 21 | PITTSBURGH STEELERS | W | 30-28 | 52,490 | Riverfront Stadium |
| Sept. 28 | HOUSTON OILERS | L | 10-13 | 50,413 | Riverfront Stadium |
| Oct. 5 | at Green Bay Packers | L | 9-14 | 55,006 | Lambeau Field |
| Oct. 12 | at Pittsburgh Steelers | W | 17-16 | 53,668 | Three Rivers Stadium |
| Oct. 19 | MINNESOTA VIKINGS | W | 14-0 | 44,487 | Riverfront Stadium |
| Oct. 26 | at Houston Oilers | L | 3-23 | 49,189 | Astrodome |
| Nov. 2 | SAN DIEGO CHARGERS | L | 14-31 | 46,406 | Riverfront Stadium |
| Nov. 9 | at Oakland Raiders | L | 17-28 | 44,132 | Oakland Coliseum |
| Nov. 16 | BUFFALO BILLS | L | 0-14 | 40,836 | Riverfront Stadium |
| Nov. 23 | at Cleveland Browns | L | 7-31 | 79,253 | Cleveland Stadium |
| Nov. 30 | at Kansas City Chiefs | W | 20-6 | 41,594 | Arrowhead Stadium |
| Dec. 7 | BALTIMORE COLTS | W | 34-33 | 35,651 | Riverfront Stadium |
| Dec. 14 | at Chicago Bears | W | *17-14 | 48,808 | Soldier Field/*OT |
| Dec. 21 | CLEVELAND BROWNS | L | 24-27 | 50,058 | Riverfront Stadium |
| REGULAR-SEASON TOTALS | | 6-10-0 | 244-312 | — | Regular-season home att.: 363,552 |

| 1981 | | | | | |
|-----------------------------|------------------------------|--------|--------------------|--------|-----------------------------------|
| 12-4-0 (6-2 HOME, 6-2 ROAD) | | | 1ST IN AFC CENTRAL | | |
| HEAD COACH: FORREST GREGG | | | | | |
| DATE | OPPONENT | W-L | SCORE | ATT. | STADIUM/NOTES |
| Sept. 6 | SEATTLE SEAHAWKS | W | 27-21 | 41,177 | Riverfront Stadium |
| Sept. 13 | at N.Y. Jets | W | 31-30 | 49,454 | Shea Stadium |
| Sept. 20 | CLEVELAND BROWNS | L | 17-20 | 52,170 | Riverfront Stadium |
| Sept. 27 | BUFFALO BILLS | W | *27-24 | 46,418 | Riverfront Stadium/*OT |
| Oct. 4 | at Houston Oilers | L | 10-17 | 44,350 | Astrodome |
| Oct. 11 | at Baltimore Colts | W | 41-19 | 33,060 | Memorial Stadium |
| Oct. 18 | PITTSBURGH STEELERS | W | 34-7 | 57,090 | Riverfront Stadium |
| Oct. 25 | at New Orleans Saints | L | 7-17 | 46,336 | Louisiana Superdome |
| Nov. 1 | HOUSTON OILERS | W | 34-21 | 54,736 | Riverfront Stadium |
| Nov. 8 | at San Diego Chargers | W | 40-17 | 51,259 | San Diego Jack Murphy Stadium |
| Nov. 15 | L.A. RAMS | W | 24-10 | 56,836 | Riverfront Stadium |
| Nov. 22 | DENVER BRONCOS | W | 38-21 | 57,207 | Riverfront Stadium |
| Nov. 29 | at Cleveland Browns | W | 41-21 | 75,186 | Cleveland Stadium |
| Dec. 6 | SAN FRANCISCO 49ERS | L | 3-21 | 56,796 | Riverfront Stadium |
| Dec. 13 | at Pittsburgh Steelers | W | 17-10 | 50,623 | Three Rivers Stadium |
| Dec. 20 | at Atlanta Falcons | W | 30-28 | 35,972 | Atlanta-Fulton County Stadium |
| REGULAR-SEASON TOTALS | | 12-4-0 | 421-304 | — | Regular-season home att.: 422,430 |

| AFC DIVISIONAL PLAYOFF | | | | | |
|---------------------------------------|--------------------------|---|-------|--------|---|
| Jan. 3 | BUFFALO BILLS..... | W | 28-21 | 55,420 | Riverfront Stadium |
| AFC CHAMPIONSHIP | | | | | |
| Jan. 10 | SAN DIEGO CHARGERS..... | W | 27-7 | 46,302 | Riverfront/"Freezer Bowl" (-59° wind chill) |
| SUPER BOWL XVI (AT PONTIAC, MICHIGAN) | | | | | |
| Jan. 24 | SAN FRANCISCO 49ERS..... | L | 21-26 | 81,270 | Pontiac Silverdome |

| 1982 | | | | | |
|--|------------------------------|-------|---------|------------|---|
| 7-2-0 (4-0 HOME, 3-2 ROAD) | | | | 3RD IN AFC | |
| (SUPER BOWL TOURNAMENT QUALIFIER) | | | | | |
| HEAD COACH: FORREST GREGG | | | | | |
| DATE | OPPONENT | W-L | SCORE | ATT. | STADIUM/NOTES |
| Sept. 12 | HOUSTON OILERS..... | W | 27-6 | 52,268 | Riverfront Stadium |
| Sept. 19 | at Pittsburgh Steelers..... | L | *20-26 | 53,973 | Three Rivers Stadium/*OT |
| — PLAYERS' STRIKE BEGINS, SEPT. 20 — | | | | | |
| Sept. 27 | at Cleveland Browns..... | | | | Monday night/game canceled due to players' strike |
| Oct. 3 | MIAMI DOLPHINS..... | — | — | — | Game canceled due to players' strike |
| Oct. 10 | at New England Patriots..... | — | — | — | Game canceled due to players' strike |
| Oct. 17 | at N.Y. Giants..... | — | — | — | Game canceled due to players' strike |
| Oct. 24 | DALLAS COWBOYS..... | — | — | — | Game canceled due to players' strike |
| Oct. 31 | PITTSBURGH STEELERS..... | — | — | — | Game canceled due to players' strike |
| Nov. 7 | WASHINGTON REDSKINS..... | — | — | — | Game canceled due to players' strike |
| Nov. 14 | at Houston Oilers..... | — | — | — | Game rescheduled due to players' strike |
| — PLAYERS' STRIKE ENDS AT 57 DAYS, NOV. 17 — | | | | | |
| Nov. 21 | at Philadelphia Eagles..... | W | 18-14 | 65,172 | Veterans Stadium |
| Nov. 28 | L.A. RAIDERS..... | W | 31-17 | 53,330 | Riverfront Stadium |
| Dec. 5 | at Baltimore Colts..... | W | 20-17 | 23,598 | Memorial Stadium |
| Dec. 12 | CLEVELAND BROWNS..... | W | 23-10 | 54,305 | Riverfront Stadium |
| Dec. 20 | at San Diego Chargers..... | L | 34-50 | 51,296 | S.D. Jack Murphy Stadium/Monday night |
| Dec. 26 | SEATTLE SEAHAWKS..... | W | 24-10 | 55,330 | Riverfront Stadium |
| Jan. 2 | at Houston Oilers..... | W | 35-27 | 26,522 | Astrodome/rescheduled from Nov. 14 |
| REGULAR-SEASON TOTALS | | 7-2-0 | 232-177 | — | Regular-season home att.: 215,233 |
| FIRST-ROUND PLAYOFF (SUPER BOWL TOURNAMENT) | | | | | |
| Jan. 9 | N.Y. JETS..... | L | 17-44 | 57,560 | Riverfront Stadium |

1983

7-9-0 (4-4 HOME, 3-5 ROAD)

3RD IN AFC CENTRAL

HEAD COACH: FORREST GREGG

| DATE | OPPONENT | W-L | SCORE | ATT. | STADIUM/NOTES |
|-----------------------|------------------------------|-------|---------|--------|-----------------------------------|
| Sept. 4 | L.A. RAIDERS | L | 10-20 | 50,956 | Riverfront Stadium |
| Sept. 11 | BUFFALO BILLS | L | 6-10 | 46,839 | Riverfront Stadium |
| Sept. 15 | at Cleveland Browns | L | 7-17 | 79,700 | Cleveland Stadium/Thursday night |
| Sept. 25 | at Tampa Bay Buccaneers..... | W | 23-17 | 56,023 | Tampa Stadium |
| Oct. 2 | BALTIMORE COLTS | L | 31-34 | 48,104 | Riverfront Stadium |
| Oct. 10 | PITTSBURGH STEELERS | L | 14-24 | 56,086 | Riverfront Stadium/Monday night |
| Oct. 16 | at Denver Broncos | L | 17-24 | 74,305 | Mile High Stadium |
| Oct. 23 | CLEVELAND BROWNS | W | 28-21 | 50,047 | Riverfront Stadium |
| Oct. 30 | GREEN BAY PACKERS | W | 34-14 | 53,349 | Riverfront Stadium |
| Nov. 6 | at Houston Oilers | W | 55-14 | 39,706 | Astrodome |
| Nov. 13 | at Kansas City Chiefs | L | 15-20 | 44,711 | Arrowhead Stadium |
| Nov. 20 | HOUSTON OILERS | W | 38-10 | 46,375 | Riverfront Stadium |
| Nov. 28 | at Miami Dolphins | L | 14-38 | 74,506 | Orange Bowl/Monday night |
| Dec. 4 | at Pittsburgh Steelers | W | 23-10 | 55,832 | Three Rivers Stadium |
| Dec. 11 | DETROIT LIONS | W | 17-9 | 45,728 | Riverfront Stadium |
| Dec. 17 | at Minnesota Vikings | L | 14-20 | 51,565 | Metrodome/Saturday afternoon |
| REGULAR-SEASON TOTALS | | 7-9-0 | 346-302 | — | Regular-season home att.: 397,484 |

1984

8-8-0 (5-3 HOME, 3-5 ROAD) 2ND IN AFC CENTRAL

| HEAD COACH: SAM WYCHE | | | | | |
|-----------------------|------------------------------|-------|---------|--------|-----------------------------------|
| DATE | OPPONENT | W-L | SCORE | ATT. | STADIUM/NOTES |
| Sept. 2 | at Denver Broncos..... | L | 17-20 | 74,178 | Mile High Stadium |
| Sept. 9 | KANSAS CITY CHIEFS..... | L | 22-27 | 47,111 | Riverfront Stadium |
| Sept. 16 | at N.Y. Jets..... | L | 23-43 | 64,193 | Giants Stadium |
| Sept. 23 | L.A. RAMS..... | L | 14-24 | 45,406 | Riverfront Stadium |
| Oct. 1 | at Pittsburgh Steelers..... | L | 17-38 | 57,098 | Three Rivers Stadium/Monday night |
| Oct. 7 | HOUSTON OILERS..... | W | 13-3 | 43,637 | Riverfront Stadium |
| Oct. 14 | at New England Patriots..... | L | 14-20 | 48,154 | Sullivan Stadium |
| Oct. 21 | CLEVELAND BROWNS..... | W | 12-9 | 50,667 | Riverfront Stadium |
| Oct. 28 | at Houston Oilers..... | W | 31-13 | 34,010 | Astrodome |
| Nov. 4 | at San Francisco 49ers..... | L | 17-23 | 58,324 | Candlestick Park |
| Nov. 11 | PITTSBURGH STEELERS..... | W | 22-20 | 52,497 | Riverfront Stadium |
| Nov. 18 | SEATTLE SEAHAWKS..... | L | 6-26 | 50,280 | Riverfront Stadium |
| Nov. 25 | ATLANTA FALCONS..... | W | 35-14 | 44,678 | Riverfront Stadium |
| Dec. 2 | at Cleveland Browns..... | W | *20-17 | 51,774 | Cleveland Stadium/*OT |
| Dec. 9 | at New Orleans Saints..... | W | 24-21 | 40,855 | Louisiana Superdome |
| Dec. 16 | BUFFALO BILLS..... | W | 52-21 | 55,771 | Riverfront Stadium |
| REGULAR-SEASON TOTALS | | 8-8-0 | 339-339 | — | Regular-season home att.: 390,047 |

1985

7-9-0 (5-3 HOME, 2-6 ROAD) 2ND IN AFC CENTRAL

| HEAD COACH: SAM WYCHE | | | | | |
|-----------------------|------------------------------|-------|---------|--------|-----------------------------------|
| DATE | OPPONENT | W-L | SCORE | ATT. | STADIUM/NOTES |
| Sept. 8 | SEATTLE SEAHAWKS..... | L | 24-28 | 51,625 | Riverfront Stadium |
| Sept. 15 | at St. Louis Cardinals..... | L | 27-41 | 46,321 | Busch Stadium |
| Sept. 22 | SAN DIEGO CHARGERS..... | L | 41-44 | 52,270 | Riverfront Stadium |
| Sept. 30 | at Pittsburgh Steelers..... | W | 37-24 | 59,541 | Three Rivers Stadium/Monday night |
| Oct. 6 | N.Y. JETS..... | L | 20-29 | 51,785 | Riverfront Stadium |
| Oct. 13 | N.Y. GIANTS..... | W | 35-30 | 53,112 | Riverfront Stadium |
| Oct. 20 | at Houston Oilers..... | L | 27-44 | 35,590 | Astrodome |
| Oct. 27 | PITTSBURGH STEELERS..... | W | 26-21 | 55,421 | Riverfront Stadium |
| Nov. 3 | at Buffalo Bills..... | W | 23-17 | 25,640 | Rich Stadium |
| Nov. 10 | CLEVELAND BROWNS..... | W | 27-10 | 57,293 | Riverfront Stadium |
| Nov. 17 | at L.A. Raiders..... | L | 6-13 | 52,501 | Los Angeles Coliseum |
| Nov. 24 | at Cleveland Browns..... | L | 6-24 | 74,439 | Cleveland Stadium |
| Dec. 1 | HOUSTON OILERS..... | W | 45-27 | 46,140 | Riverfront Stadium |
| Dec. 8 | DALLAS COWBOYS..... | W | 50-24 | 56,936 | Riverfront Stadium |
| Dec. 15 | at Washington Redskins..... | L | 24-27 | 50,544 | RFK Stadium |
| Dec. 22 | at New England Patriots..... | L | 23-34 | 57,953 | Sullivan Stadium |
| REGULAR-SEASON TOTALS | | 7-9-0 | 441-437 | — | Regular-season home att.: 424,582 |

1986

10-6-0 (6-2 HOME, 4-4 ROAD) 2ND IN AFC CENTRAL

| HEAD COACH: SAM WYCHE | | | | | |
|-----------------------|------------------------------|--------|---------|--------|-----------------------------------|
| DATE | OPPONENT | W-L | SCORE | ATT. | STADIUM/NOTES |
| Sept. 7 | at Kansas City Chiefs..... | L | 14-24 | 43,430 | Arrowhead Stadium |
| Sept. 14 | BUFFALO BILLS..... | W | *36-33 | 52,714 | Riverfront Stadium/*OT |
| Sept. 18 | at Cleveland Browns..... | W | 30-13 | 78,779 | Cleveland Stadium/Thursday night |
| Sept. 28 | CHICAGO BEARS..... | L | 7-44 | 55,146 | Riverfront Stadium |
| Oct. 5 | at Green Bay Packers..... | W | 34-28 | 51,230 | Milwaukee County Stadium |
| Oct. 13 | PITTSBURGH STEELERS..... | W | 24-22 | 54,283 | Riverfront Stadium/Monday night |
| Oct. 19 | HOUSTON OILERS..... | W | 31-28 | 53,844 | Riverfront Stadium |
| Oct. 26 | at Pittsburgh Steelers..... | L | 9-30 | 50,815 | Three Rivers Stadium |
| Nov. 2 | at Detroit Lions..... | W | 24-17 | 52,423 | Pontiac Silverdome |
| Nov. 9 | at Houston Oilers..... | L | 28-32 | 32,130 | Astrodome |
| Nov. 16 | SEATTLE SEAHAWKS..... | W | 34-7 | 54,410 | Riverfront Stadium |
| Nov. 23 | MINNESOTA VIKINGS..... | W | 24-20 | 53,003 | Riverfront Stadium |
| Nov. 30 | at Denver Broncos..... | L | 28-34 | 58,705 | Mile High Stadium |
| Dec. 7 | at New England Patriots..... | W | 31-7 | 60,633 | Sullivan Stadium |
| Dec. 14 | CLEVELAND BROWNS..... | L | 3-34 | 58,062 | Riverfront Stadium |
| Dec. 21 | N.Y. JETS..... | W | 52-21 | 51,619 | Riverfront Stadium |
| REGULAR-SEASON TOTALS | | 10-6-0 | 409-394 | — | Regular-season home att.: 433,081 |

1987

4-11-0 (1-7 HOME, 3-4 ROAD) 4TH IN AFC CENTRAL

| HEAD COACH: SAM WYCHE | | | | | |
|--|-----------------------------|--------|---------|--------|--|
| DATE | OPPONENT | W-L | SCORE | ATT. | STADIUM/NOTES |
| Sept. 13 | at Indianapolis Colts..... | W | 23-21 | 59,387 | Hoosier Dome |
| Sept. 20 | SAN FRANCISCO 49ERS..... | L | 26-27 | 53,498 | Riverfront Stadium |
| — PLAYERS' STRIKE BEGINS, SEPT. 22 — | | | | | |
| Sept. 27 | at L.A. Rams..... | — | — | — | Game canceled due to players' strike |
| Oct. 4 | SAN DIEGO CHARGERS..... | L | 9-10 | 18,074 | Riverfront Stadium/strike replacement game |
| Oct. 11 | at Seattle Seahawks..... | W | 17-10 | 31,739 | Kingdome/strike replacement game |
| — PLAYERS' STRIKE ENDS AT 24 DAYS, OCT. 15 — | | | | | |
| Oct. 18 | CLEVELAND BROWNS..... | L | 0-34 | 40,179 | Riverfront Stadium/strike replacement game |
| Oct. 25 | at Pittsburgh Steelers..... | L | 20-23 | 53,692 | Three Rivers Stadium |
| Nov. 1 | HOUSTON OILERS..... | L | 29-31 | 52,700 | Riverfront Stadium |
| Nov. 8 | MIAMI DOLPHINS..... | L | 14-20 | 53,840 | Riverfront Stadium |
| Nov. 15 | at Atlanta Falcons..... | W | 16-10 | 25,758 | Atlanta-Fulton County Stadium |
| Nov. 22 | PITTSBURGH STEELERS..... | L | 16-30 | 59,910 | Riverfront Stadium |
| Nov. 29 | at N.Y. Jets..... | L | 20-27 | 41,135 | Giants Stadium |
| Dec. 6 | KANSAS CITY CHIEFS..... | W | *30-27 | 46,489 | Riverfront Stadium/*OT |
| Dec. 13 | at Cleveland Browns..... | L | 24-38 | 77,331 | Cleveland Stadium |
| Dec. 20 | NEW ORLEANS SAINTS..... | L | 24-41 | 43,424 | Riverfront Stadium |
| Dec. 27 | at Houston Oilers..... | L | 17-21 | 49,775 | Astrodome |
| REGULAR-SEASON TOTALS | | 4-11-0 | 285-370 | — | Regular-season home att.: 376,249 |

1988

12-4-0 (8-0 HOME, 4-4 ROAD) 1ST IN AFC CENTRAL

| HEAD COACH: SAM WYCHE | | | | | |
|--------------------------------------|------------------------------|--------|---------|--------|---------------------------------------|
| DATE | OPPONENT | W-L | SCORE | ATT. | STADIUM/NOTES |
| Sept. 4 | PHOENIX CARDINALS..... | W | 21-14 | 50,404 | Riverfront Stadium |
| Sept. 11 | at Philadelphia Eagles..... | W | 28-24 | 66,459 | Veterans Stadium |
| Sept. 18 | at Pittsburgh Steelers..... | W | 17-12 | 56,647 | Three Rivers Stadium |
| Sept. 25 | CLEVELAND BROWNS..... | W | 24-17 | 54,943 | Riverfront Stadium |
| Oct. 2 | at L.A. Raiders..... | W | 45-21 | 42,594 | Los Angeles Coliseum |
| Oct. 9 | N.Y. JETS..... | W | 36-19 | 57,482 | Riverfront Stadium |
| Oct. 16 | at New England Patriots..... | L | 21-27 | 59,969 | Foxboro Stadium |
| Oct. 23 | HOUSTON OILERS..... | W | 44-21 | 54,659 | Riverfront Stadium |
| Oct. 30 | at Cleveland Browns..... | L | 16-23 | 79,147 | Cleveland Stadium |
| Nov. 6 | PITTSBURGH STEELERS..... | W | 42-7 | 56,403 | Riverfront Stadium |
| Nov. 13 | at Kansas City Chiefs..... | L | 28-31 | 34,614 | Arrowhead Stadium |
| Nov. 20 | at Dallas Cowboys..... | W | 38-24 | 37,865 | Texas Stadium |
| Nov. 27 | BUFFALO BILLS..... | W | 35-21 | 58,672 | Riverfront Stadium |
| Dec. 4 | SAN DIEGO CHARGERS..... | W | 27-10 | 56,866 | Riverfront Stadium |
| Dec. 11 | at Houston Oilers..... | L | 6-41 | 50,269 | Astrodome |
| Dec. 17 | WASHINGTON REDSKINS..... | W | *20-17 | 52,157 | Riverfront Stadium/Sat. afternoon/*OT |
| REGULAR-SEASON TOTALS | | 12-4-0 | 448-329 | — | Regular-season home att.: 441,586 |
| AFC DIVISIONAL PLAYOFF | | | | | |
| Dec. 31 | SEATTLE SEAHAWKS..... | W | 21-13 | 58,560 | Riverfront Stadium/Saturday afternoon |
| AFC CHAMPIONSHIP | | | | | |
| Jan. 8 | BUFFALO BILLS..... | W | 21-10 | 59,747 | Riverfront Stadium |
| SUPER BOWL XXIII (AT MIAMI, FLORIDA) | | | | | |
| Jan. 22 | San Francisco 49ers..... | L | 16-20 | 75,129 | Joe Robbie Stadium/Sunday night |

1989

8-8-0 (5-3 HOME, 3-5 ROAD) 4TH IN AFC CENTRAL

| HEAD COACH: SAM WYCHE | | | | | |
|-----------------------|-----------------------------|-------|---------|--------|-----------------------------------|
| DATE | OPPONENT | W-L | SCORE | ATT. | STADIUM/NOTES |
| Sept. 10 | at Chicago Bears..... | L | 14-17 | 64,730 | Soldier Field |
| Sept. 17 | PITTSBURGH STEELERS..... | W | 41-10 | 53,885 | Riverfront Stadium |
| Sept. 25 | CLEVELAND BROWNS..... | W | 21-14 | 55,996 | Riverfront Stadium/Monday night |
| Oct. 1 | at Kansas City Chiefs..... | W | 21-17 | 61,165 | Arrowhead Stadium |
| Oct. 8 | at Pittsburgh Steelers..... | W | 26-16 | 52,785 | Three Rivers Stadium |
| Oct. 15 | MIAMI DOLPHINS..... | L | 13-20 | 58,184 | Riverfront Stadium |
| Oct. 22 | INDIANAPOLIS COLTS..... | L | 12-23 | 57,642 | Riverfront Stadium |
| Oct. 29 | TAMPA BAY BUCCANEERS..... | W | 56-23 | 57,225 | Riverfront Stadium |
| Nov. 5 | at L.A. Raiders..... | L | 7-28 | 51,080 | Los Angeles Coliseum |
| Nov. 13 | at Houston Oilers..... | L | 24-26 | 60,694 | Astrodome/Monday night |
| Nov. 19 | DETROIT LIONS..... | W | 42-7 | 55,720 | Riverfront Stadium |
| Nov. 26 | at Buffalo Bills..... | L | 7-24 | 80,074 | Rich Stadium |
| Dec. 3 | at Cleveland Browns..... | W | 21-0 | 76,236 | Cleveland Stadium |
| Dec. 10 | SEATTLE SEAHAWKS..... | L | 17-24 | 54,744 | Riverfront Stadium |
| Dec. 17 | HOUSTON OILERS..... | W | 61-7 | 47,510 | Riverfront Stadium |
| Dec. 25 | at Minnesota Vikings..... | L | 21-29 | 58,829 | Metrodome/Monday night |
| REGULAR-SEASON TOTALS | | 8-8-0 | 404-285 | — | Regular-season home att.: 440,906 |

1990

9-7-0 (5-3 HOME, 4-4 ROAD) 1ST IN AFC CENTRAL

| HEAD COACH: SAM WYCHE | | | | | |
|------------------------|-----------------------------|-------|---------|--------|--|
| DATE | OPPONENT | W-L | SCORE | ATT. | STADIUM/NOTES |
| Sept. 9 | N.Y. JETS..... | W | 25-20 | 56,467 | Riverfront Stadium |
| Sept. 16 | at San Diego Chargers..... | W | 21-16 | 48,098 | San Diego Jack Murphy Stadium |
| Sept. 23 | NEW ENGLAND PATRIOTS..... | W | 41-7 | 56,470 | Riverfront Stadium |
| Oct. 1 | at Seattle Seahawks..... | L | 16-31 | 60,135 | Kingdome/Monday night |
| Oct. 7 | at L.A. Rams..... | W | *34-31 | 62,619 | Anaheim Stadium/*OT |
| Oct. 14 | at Houston Oilers..... | L | 17-48 | 53,501 | Astrodome |
| Oct. 22 | at Cleveland Browns..... | W | 34-13 | 78,567 | Cleveland Stadium/Monday night |
| Oct. 28 | at Atlanta Falcons..... | L | 17-38 | 53,214 | Atlanta-Fulton County Stadium/Sun. night |
| Nov. 4 | NEW ORLEANS SAINTS..... | L | 7-21 | 60,067 | Riverfront Stadium |
| Nov. 11 | — BYE — | | | | |
| Nov. 18 | PITTSBURGH STEELERS..... | W | 27-3 | 60,064 | Riverfront Stadium/Sunday night |
| Nov. 25 | INDIANAPOLIS COLTS..... | L | 20-34 | 60,051 | Riverfront Stadium |
| Dec. 2 | at Pittsburgh Steelers..... | W | 16-12 | 58,200 | Three Rivers Stadium |
| Dec. 9 | SAN FRANCISCO 49ERS..... | L | *17-20 | 60,084 | Riverfront Stadium/*OT |
| Dec. 16 | at L.A. Raiders..... | L | 7-24 | 54,132 | Los Angeles Coliseum |
| Dec. 23 | HOUSTON OILERS..... | W | 40-20 | 60,044 | Riverfront Stadium |
| Dec. 30 | CLEVELAND BROWNS..... | W | 21-14 | 60,041 | Riverfront Stadium |
| REGULAR-SEASON TOTALS | | 9-7-0 | 360-352 | — | Regular-season home att.: 473,288 |
| AFC WILDCARD PLAYOFF | | | | | |
| Jan. 6 | HOUSTON OILERS..... | W | 41-14 | 60,012 | Riverfront Stadium |
| AFC DIVISIONAL PLAYOFF | | | | | |
| Jan. 13 | at L.A. Raiders..... | L | 10-20 | 92,045 | Los Angeles Coliseum |

1991

3-13-0 (3-5 HOME, 0-8 ROAD) 4TH IN AFC CENTRAL

| HEAD COACH: SAM WYCHE | | | | | |
|-----------------------|-----------------------------|--------|---------|--------|-----------------------------------|
| DATE | OPPONENT | W-L | SCORE | ATT. | STADIUM/NOTES |
| Sept. 1 | at Denver Broncos..... | L | 14-45 | 72,855 | Mile High Stadium |
| Sept. 8 | HOUSTON OILERS..... | L | 7-30 | 56,463 | Riverfront Stadium/Sunday night |
| Sept. 15 | at Cleveland Browns..... | L | 13-14 | 78,269 | Cleveland Stadium |
| Sept. 22 | WASHINGTON REDSKINS..... | L | 27-34 | 52,038 | Riverfront Stadium |
| Sept. 29 | — BYE — | | | | |
| Oct. 6 | SEATTLE SEAHAWKS..... | L | 7-13 | 60,010 | Riverfront Stadium |
| Oct. 13 | at Dallas Cowboys..... | L | 23-35 | 63,275 | Texas Stadium |
| Oct. 21 | at Buffalo Bills..... | L | 16-35 | 80,131 | Rich Stadium/Monday night |
| Oct. 27 | at Houston Oilers..... | L | 3-35 | 58,634 | Astrodome |
| Nov. 3 | CLEVELAND BROWNS..... | W | 23-21 | 55,077 | Riverfront Stadium |
| Nov. 10 | PITTSBURGH STEELERS..... | L | *27-33 | 55,503 | Riverfront Stadium/*OT |
| Nov. 17 | at Philadelphia Eagles..... | L | 10-17 | 63,189 | Veterans Stadium |
| Nov. 24 | L.A. RAIDERS..... | L | 14-38 | 52,044 | Riverfront Stadium |
| Dec. 1 | N.Y. GIANTS..... | W | 27-24 | 45,063 | Riverfront Stadium |
| Dec. 9 | at Miami Dolphins..... | L | 13-37 | 60,616 | Joe Robbie Stadium/Monday night |
| Dec. 15 | at Pittsburgh Steelers..... | L | 10-17 | 35,420 | Three Rivers Stadium |
| Dec. 22 | NEW ENGLAND PATRIOTS..... | W | 29-7 | 46,394 | Riverfront Stadium |
| REGULAR-SEASON TOTALS | | 3-13-0 | 263-435 | — | Regular-season home att.: 422,592 |

1992

5-11-0 (3-5 HOME, 2-6 ROAD) 4TH IN AFC CENTRAL

| HEAD COACH: DAVE SHULA | | | | | |
|------------------------|------------------------|--------|---------|--------|-----------------------------------|
| DATE | OPPONENT | W-L | SCORE | ATT. | STADIUM/NOTES |
| Sept. 6 | at Seattle Seahawks |W | 21-3 | 57,350 | Kingdome |
| Sept. 13 | L.A. RAIDERS |W | *24-21 | 54,240 | Riverfront Stadium/*OT |
| Sept. 20 | at Green Bay Packers |L | 23-24 | 57,272 | Lambeau Field |
| Sept. 27 | MINNESOTA VIKINGS |L | 7-42 | 53,847 | Riverfront Stadium |
| Oct. 4 | — BYE — | | | | |
| Oct. 11 | HOUSTON OILERS |L | 24-38 | 54,254 | Riverfront Stadium |
| Oct. 19 | at Pittsburgh Steelers |L | 0-20 | 55,411 | Three Rivers Stadium/Monday night |
| Oct. 25 | at Houston Oilers |L | 10-26 | 58,701 | Astrodome |
| Nov. 1 | CLEVELAND BROWNS |W | 30-10 | 54,765 | Riverfront Stadium |
| Nov. 8 | at Chicago Bears |W | *31-28 | 56,120 | Soldier Field/Sunday night/*OT |
| Nov. 15 | at N.Y. Jets |L | 14-17 | 60,196 | Giants Stadium |
| Nov. 22 | DETROIT LIONS |L | 13-19 | 48,574 | Riverfront Stadium |
| Nov. 29 | PITTSBURGH STEELERS |L | 9-21 | 54,253 | Riverfront Stadium |
| Dec. 6 | at Cleveland Browns |L | 21-37 | 68,368 | Cleveland Stadium |
| Dec. 13 | at San Diego Chargers |L | 10-27 | 50,579 | San Diego Jack Murphy Stadium |
| Dec. 20 | NEW ENGLAND PATRIOTS |W | 20-10 | 45,355 | Riverfront Stadium |
| Dec. 27 | INDIANAPOLIS COLTS |L | 17-21 | 47,837 | Riverfront Stadium |
| REGULAR-SEASON TOTALS | | 5-11-0 | 274-364 | — | Regular-season home att.: 413,125 |

1993

3-13-0 (3-5 HOME, 0-8 ROAD) 4TH IN AFC CENTRAL

| HEAD COACH: DAVE SHULA | | | | | |
|------------------------|-------------------------|--------|---------|--------|-----------------------------------|
| DATE | OPPONENT | W-L | SCORE | ATT. | STADIUM/NOTES |
| Sept. 5 | at Cleveland Browns |L | 14-27 | 75,508 | Cleveland Stadium |
| Sept. 12 | INDIANAPOLIS COLTS |L | 6-9 | 50,299 | Riverfront Stadium |
| Sept. 19 | at Pittsburgh Steelers |L | 7-34 | 53,682 | Three Rivers Stadium |
| Sept. 26 | SEATTLE SEAHAWKS |L | 10-19 | 46,880 | Riverfront Stadium |
| Oct. 3 | — BYE — | | | | |
| Oct. 10 | at Kansas City Chiefs |L | 15-17 | 75,394 | Arrowhead Stadium |
| Oct. 17 | CLEVELAND BROWNS |L | 17-28 | 55,647 | Riverfront Stadium |
| Oct. 24 | at Houston Oilers |L | 12-28 | 50,039 | Astrodome |
| Oct. 31 | — BYE — | | | | |
| Nov. 7 | PITTSBURGH STEELERS |L | 16-24 | 51,202 | Riverfront Stadium |
| Nov. 14 | HOUSTON OILERS |L | 3-38 | 42,347 | Riverfront Stadium |
| Nov. 21 | at N.Y. Jets |L | 12-17 | 64,264 | Giants Stadium |
| Nov. 28 | L.A. RAIDERS |W | 16-10 | 43,272 | Riverfront Stadium |
| Dec. 5 | at San Francisco 49ers |L | 8-21 | 60,039 | Candlestick Park/Sunday night |
| Dec. 12 | at New England Patriots |L | 2-7 | 29,794 | Foxboro Stadium |
| Dec. 19 | L.A. RAMS |W | 15-3 | 36,612 | Riverfront Stadium |
| Dec. 26 | ATLANTA FALCONS |W | 21-17 | 27,014 | Riverfront Stadium |
| Jan. 2 | at New Orleans Saints |L | 13-20 | 58,036 | Louisiana Superdome |
| REGULAR-SEASON TOTALS | | 3-13-0 | 187-319 | — | Regular-season home att.: 353,273 |

1994

3-13-0 (2-6 HOME, 1-7 ROAD) 3RD IN AFC CENTRAL

| HEAD COACH: DAVE SHULA | | | | | |
|------------------------|------------------------|--------|---------|--------|---------------------------------------|
| DATE | OPPONENT | W-L | SCORE | ATT. | STADIUM/NOTES |
| Sept. 4 | CLEVELAND BROWNS |L | 20-28 | 52,778 | Riverfront Stadium |
| Sept. 11 | at San Diego Chargers |L | 10-27 | 53,217 | San Diego Jack Murphy Stadium |
| Sept. 18 | NEW ENGLAND PATRIOTS |L | 28-31 | 46,640 | Riverfront Stadium |
| Sept. 25 | at Houston Oilers |L | 13-20 | 44,253 | Astrodome |
| Oct. 2 | MIAMI DOLPHINS |L | 7-23 | 55,056 | Riverfront Stadium/Sunday night |
| Oct. 9 | — BYE — | | | | |
| Oct. 16 | at Pittsburgh Steelers |L | 10-14 | 55,353 | Three Rivers Stadium |
| Oct. 23 | at Cleveland Browns |L | 13-37 | 77,588 | Cleveland Stadium |
| Oct. 30 | DALLAS COWBOYS |L | 20-23 | 57,096 | Riverfront Stadium |
| Nov. 6 | at Seattle Seahawks |W | *20-17 | 46,630 | Kingdome/*OT |
| Nov. 13 | HOUSTON OILERS |W | 34-31 | 54,908 | Riverfront Stadium |
| Nov. 20 | INDIANAPOLIS COLTS |L | 13-17 | 55,566 | Riverfront Stadium |
| Nov. 27 | at Denver Broncos |L | 13-15 | 69,714 | Mile High Stadium |
| Dec. 4 | PITTSBURGH STEELERS |L | 15-38 | 53,401 | Riverfront Stadium |
| Dec. 11 | at N.Y. Giants |L | 20-27 | 67,530 | Giants Stadium |
| Dec. 18 | at Arizona Cardinals |L | 7-28 | 50,110 | Sun Devil Stadium |
| Dec. 24 | PHILADELPHIA EAGLES |W | 33-30 | 39,923 | Riverfront Stadium/Saturday afternoon |
| REGULAR-SEASON TOTALS | | 3-13-0 | 276-406 | — | Regular-season home att.: 415,368 |

1995

7-9-0 (3-5 HOME, 4-4 ROAD) 2ND IN AFC CENTRAL

| HEAD COACH: DAVE SHULA | | | | | |
|------------------------|-------------------------|--------|---------|--------|-------------------------------------|
| DATE | OPPONENT | W-L | SCORE | ATT. | STADIUM/NOTES |
| Sept. 3 | at Indianapolis Colts |W | *24-21 | 42,445 | RCA Dome/*OT |
| Sept. 10 | JACKSONVILLE JAGUARS |W | 24-17 | 48,318 | Riverfront Stadium |
| Sept. 17 | at Seattle Seahawks |L | 21-24 | 39,492 | Kingdome |
| Sept. 24 | HOUSTON OILERS |L | 28-38 | 46,332 | Riverfront Stadium |
| Oct. 1 | MIAMI DOLPHINS |L | 23-26 | 52,671 | Riverfront Stadium |
| Oct. 8 | at Tampa Bay Buccaneers |L | 16-19 | 41,732 | Tampa Stadium |
| Oct. 15 | — BYE — | | | | |
| Oct. 19 | at Pittsburgh Steelers |W | 27-9 | 56,684 | Three Rivers Stadium/Thursday night |
| Oct. 29 | CLEVELAND BROWNS |L | *26-29 | 58,639 | Riverfront Stadium/*OT |
| Nov. 5 | OAKLAND RAIDERS |L | 17-20 | 51,265 | Riverfront Stadium |
| Nov. 12 | at Houston Oilers |W | 32-25 | 32,998 | Astrodome |
| Nov. 19 | PITTSBURGH STEELERS |L | 31-49 | 54,636 | Riverfront Stadium |
| Nov. 26 | at Jacksonville Jaguars |W | 17-13 | 68,249 | Jacksonville Municipal Stadium |
| Dec. 3 | at Green Bay Packers |L | 10-24 | 60,318 | Lambeau Field |
| Dec. 10 | CHICAGO BEARS |W | 16-10 | 38,642 | Riverfront Stadium |
| Dec. 17 | at Cleveland Browns |L | 10-26 | 55,875 | Cleveland Stadium |
| Dec. 24 | MINNESOTA VIKINGS |W | 27-24 | 34,568 | Riverfront Stadium |
| REGULAR-SEASON TOTALS | | 7-9-0 | 349-374 | — | Regular-season home att.: 385,071 |

1996

8-8-0 (6-2 HOME, 2-6 ROAD) 3RD IN AFC CENTRAL

| HEAD COACHES: DAVE SHULA (1-6), BRUCE COSLET (7-2) | | | | | |
|--|-------------------------|--------|---------|--------|-----------------------------------|
| DATE | OPPONENT | W-L | SCORE | ATT. | STADIUM/NOTES |
| Sept. 1 | at St. Louis Rams |L | 16-26 | 62,659 | Trans World Dome |
| Sept. 8 | at San Diego Chargers |L | 14-27 | 55,880 | San Diego Jack Murphy Stadium |
| Sept. 15 | NEW ORLEANS SAINTS |W | 30-15 | 45,412 | Cinergy Field |
| Sept. 22 | — BYE — | | | | |
| Sept. 29 | DENVER BRONCOS |L | 10-14 | 51,798 | Cinergy Field |
| Oct. 6 | HOUSTON OILERS |L | *27-30 | 44,680 | Cinergy Field/Sunday night/*OT |
| Oct. 13 | at Pittsburgh Steelers |L | 10-20 | 58,875 | Three Rivers Stadium |
| Oct. 20 | at San Francisco 49ers |L | 21-28 | 63,218 | 3Com Park |
| Oct. 27 | JACKSONVILLE JAGUARS |W | 28-21 | 45,890 | Cinergy Field |
| Nov. 3 | at Baltimore Ravens |W | 24-21 | 60,743 | Memorial Stadium |
| Nov. 10 | PITTSBURGH STEELERS |W | 34-24 | 57,265 | Cinergy Field |
| Nov. 17 | at Buffalo Bills |L | 17-31 | 75,549 | Rich Stadium |
| Nov. 24 | ATLANTA FALCONS |W | 41-31 | 44,468 | Cinergy Field |
| Dec. 1 | at Jacksonville Jaguars |L | 27-30 | 57,408 | Jacksonville Municipal Stadium |
| Dec. 8 | BALTIMORE RAVENS |W | 21-14 | 43,022 | Cinergy Field |
| Dec. 15 | at Houston Oilers |W | 21-13 | 15,131 | Astrodome |
| Dec. 22 | INDIANAPOLIS COLTS |W | 31-24 | 49,389 | Cinergy Field |
| REGULAR-SEASON TOTALS | | 8-8-0 | 372-369 | — | Regular-season home att.: 382,324 |

1997

7-9-0 (6-2 HOME, 1-7 ROAD) 4TH IN AFC CENTRAL

| HEAD COACH: BRUCE COSLET | | | | | |
|--------------------------|-------------------------|--------|---------|--------|-----------------------------------|
| DATE | OPPONENT | W-L | SCORE | ATT. | STADIUM/NOTES |
| Aug. 31 | ARIZONA CARDINALS |W | 24-21 | 53,644 | Cinergy Field |
| Sept. 7 | at Baltimore Ravens |L | 10-23 | 52,968 | Memorial Stadium |
| Sept. 14 | — BYE — | | | | |
| Sept. 21 | at Denver Broncos |L | 20-38 | 73,871 | Mile High Stadium |
| Sept. 28 | N.Y. JETS |L | 14-31 | 57,209 | Cinergy Field |
| Oct. 5 | at Jacksonville Jaguars |L | 13-21 | 67,128 | ALLTEL Stadium |
| Oct. 12 | at Tennessee Oilers |L | 7-30 | 17,071 | Liberty Bowl (Memphis) |
| Oct. 19 | PITTSBURGH STEELERS |L | 10-26 | 60,020 | Cinergy Field |
| Oct. 26 | at N.Y. Giants |L | 27-29 | 72,584 | Giants Stadium |
| Nov. 2 | SAN DIEGO CHARGERS |W | 38-31 | 53,754 | Cinergy Field |
| Nov. 9 | at Indianapolis Colts |W | 28-13 | 58,473 | RCA Dome |
| Nov. 16 | at Pittsburgh Steelers |L | 3-20 | 55,226 | Three Rivers Stadium |
| Nov. 23 | JACKSONVILLE JAGUARS |W | 31-26 | 55,158 | Cinergy Field |
| Nov. 30 | at Philadelphia Eagles |L | 42-44 | 66,263 | Veterans Stadium |
| Dec. 4 | TENNESSEE OILERS |W | 41-14 | 49,086 | Cinergy Field/Thursday night |
| Dec. 14 | DALLAS COWBOYS |W | 31-24 | 60,043 | Cinergy Field |
| Dec. 21 | BALTIMORE RAVENS |W | 16-14 | 50,917 | Cinergy Field |
| REGULAR-SEASON TOTALS | | 7-9-0 | 355-405 | — | Regular-season home att.: 439,831 |

1998

3-13-0 (1-7 HOME, 2-6 ROAD) 5TH IN AFC CENTRAL

| HEAD COACH: BRUCE COSLET | | | | | |
|--------------------------|-------------------------|--------|---------|--------|---|
| DATE | OPPONENT | W-L | SCORE | ATT. | STADIUM/NOTES |
| Sept. 6 | TENNESSEE OILERS |L | 14-23 | 55,848 | Cinergy Field |
| Sept. 13 | at Detroit Lions |W | *34-28 | 66,354 | Pontiac Silverdome/*OT |
| Sept. 20 | GREEN BAY PACKERS |L | 6-13 | 56,346 | Cinergy Field |
| Sept. 27 | at Baltimore Ravens |L | 24-31 | 68,154 | Ravens Stadium at Camden Yards/Sunday night |
| Oct. 4 | — BYE — | | | | |
| Oct. 11 | PITTSBURGH STEELERS |W | 25-20 | 59,979 | Cinergy Field |
| Oct. 18 | at Tennessee Oilers |L | 14-44 | 33,288 | Vanderbilt Stadium |
| Oct. 25 | at Oakland Raiders |L | 10-27 | 40,089 | Network Associates Coliseum |
| Nov. 1 | DENVER BRONCOS |L | 26-33 | 59,974 | Cinergy Field |
| Nov. 8 | at Jacksonville Jaguars |L | 11-24 | 67,040 | ALLTEL Stadium |
| Nov. 15 | at Minnesota Vikings |L | 3-24 | 64,232 | Metrodome |
| Nov. 22 | BALTIMORE RAVENS |L | 13-20 | 52,571 | Cinergy Field |
| Nov. 29 | JACKSONVILLE JAGUARS |L | 17-34 | 55,432 | Cinergy Field |
| Dec. 6 | BUFFALO BILLS |L | 20-33 | 54,359 | Cinergy Field |
| Dec. 13 | at Indianapolis Colts |L | 26-39 | 55,179 | RCA Dome |
| Dec. 20 | at Pittsburgh Steelers |W | 25-24 | 52,017 | Three Rivers Stadium |
| Dec. 27 | TAMPA BAY BUCCANEERS |L | 0-35 | 49,826 | Cinergy Field |
| REGULAR-SEASON TOTALS | | 3-13-0 | 268-452 | — | Regular-season home att.: 444,335 |

1999

4-12-0 (2-6 HOME, 2-6 ROAD) 5TH IN AFC CENTRAL

| HEAD COACH: BRUCE COSLET | | | | | |
|--------------------------|-------------------------|--------|---------|--------|-----------------------------------|
| DATE | OPPONENT | W-L | SCORE | ATT. | STADIUM/NOTES |
| Sept. 12 | at Tennessee Titans |L | 35-36 | 65,272 | Adelphia Coliseum |
| Sept. 19 | SAN DIEGO CHARGERS |L | 7-34 | 47,660 | Cinergy Field |
| Sept. 26 | at Carolina Panthers |L | 3-27 | 61,269 | Ericsson Stadium |
| Oct. 3 | ST. LOUIS RAMS |L | 10-38 | 45,481 | Cinergy Field |
| Oct. 10 | at Cleveland Browns |W | 18-17 | 73,048 | Cleveland Browns Stadium |
| Oct. 17 | PITTSBURGH STEELERS |L | 3-17 | 59,669 | Cinergy Field |
| Oct. 24 | at Indianapolis Colts |L | 10-31 | 55,996 | RCA Dome |
| Oct. 31 | JACKSONVILLE JAGUARS |L | 10-41 | 49,138 | Cinergy Field |
| Nov. 7 | at Seattle Seahawks |L | 20-37 | 66,303 | Kingdome |
| Nov. 14 | TENNESSEE TITANS |L | 14-24 | 46,017 | Cinergy Field |
| Nov. 21 | BALTIMORE RAVENS |L | 31-34 | 43,279 | Cinergy Field |
| Nov. 28 | at Pittsburgh Steelers |W | 27-20 | 50,907 | Three Rivers Stadium |
| Dec. 5 | SAN FRANCISCO 49ERS |W | 44-30 | 53,463 | Cinergy Field |
| Dec. 12 | CLEVELAND BROWNS |W | 44-28 | 59,972 | Cinergy Field |
| Dec. 19 | — BYE — | | | | |
| Dec. 26 | at Baltimore Ravens |L | 0-22 | 68,036 | PSINet Stadium |
| Jan. 2 | at Jacksonville Jaguars |L | 7-24 | 70,532 | ALLTEL Stadium |
| REGULAR-SEASON TOTALS | | 4-12-0 | 283-460 | — | Regular-season home att.: 404,679 |

| 2000 | | | | | |
|---|------------------------------|--------|--------------------|--------|-----------------------------------|
| 4-12-0 (3-5 HOME, 1-7 ROAD) | | | 5TH IN AFC CENTRAL | | |
| HEAD COACHES: BRUCE COSLET (0-3), DICK LEBEAU (4-9) | | | | | |
| DATE | OPPONENT | W-L | SCORE | ATT. | STADIUM/NOTES |
| Sept. 3 | — BYE — | | | | |
| Sept. 10 | CLEVELAND BROWNS..... | L | 7-24 | 64,006 | Paul Brown Stadium |
| Sept. 17 | at Jacksonville Jaguars..... | L | 0-13 | 45,653 | ALLTEL Stadium |
| Sept. 24 | at Baltimore Ravens..... | L | 0-37 | 68,481 | PSINet Stadium |
| Oct. 1 | MIAMI DOLPHINS..... | L | 16-31 | 61,535 | Paul Brown Stadium |
| Oct. 8 | TENNESSEE TITANS..... | L | 14-23 | 63,406 | Paul Brown Stadium |
| Oct. 15 | at Pittsburgh Steelers..... | L | 0-15 | 54,328 | Three Rivers Stadium |
| Oct. 22 | DENVER BRONCOS..... | W | 31-21 | 61,603 | Paul Brown Stadium |
| Oct. 29 | at Cleveland Browns..... | W | 12-3 | 73,118 | Cleveland Browns Stadium |
| Nov. 5 | BALTIMORE RAVENS..... | L | 7-27 | 54,759 | Paul Brown Stadium |
| Nov. 12 | at Dallas Cowboys..... | L | 6-23 | 62,170 | Texas Stadium |
| Nov. 19 | at New England Patriots..... | L | 13-16 | 60,292 | Foxboro Stadium |
| Nov. 26 | PITTSBURGH STEELERS..... | L | 28-48 | 63,925 | Paul Brown Stadium |
| Dec. 3 | ARIZONA CARDINALS..... | W | 24-13 | 50,289 | Paul Brown Stadium |
| Dec. 10 | at Tennessee Titans..... | L | 3-35 | 68,498 | Adelphia Coliseum |
| Dec. 17 | JACKSONVILLE JAGUARS..... | W | 17-14 | 50,469 | Paul Brown Stadium |
| Dec. 24 | at Philadelphia Eagles..... | L | 7-16 | 64,902 | Veterans Stadium |
| REGULAR-SEASON TOTALS | | 4-12-0 | 185-359 | — | Regular-season home att.: 469,992 |

| 2001 | | | | | |
|-----------------------------|------------------------------|--------|--------------------|--------|---|
| 6-10-0 (4-4 HOME, 2-6 ROAD) | | | 6TH IN AFC CENTRAL | | |
| HEAD COACH: DICK LEBEAU | | | | | |
| DATE | OPPONENT | W-L | SCORE | ATT. | STADIUM/NOTES |
| Sept. 9 | NEW ENGLAND PATRIOTS | W | 23-17 | 51,521 | Paul Brown Stadium |
| Sept. 16 | at Tennessee Titans** | — | — | — | **Sept. 16-17 NFL games not played due to Sept. 11 terrorist attacks/all games rescheduled for Jan. 6 |
| Sept. 23 | BALTIMORE RAVENS..... | W | 21-10 | 51,121 | Paul Brown Stadium |
| Sept. 30 | at San Diego Chargers..... | L | 14-28 | 56,048 | Qualcomm Stadium |
| Oct. 7 | at Pittsburgh Steelers..... | L | 7-16 | 62,335 | Heinz Field |
| Oct. 14 | CLEVELAND BROWNS..... | W | 24-14 | 64,217 | Paul Brown Stadium |
| Oct. 21 | CHICAGO BEARS..... | L | 0-24 | 63,408 | Paul Brown Stadium |
| Oct. 28 | at Detroit Lions..... | W | 31-27 | 69,343 | Pontiac Silverdome |
| Nov. 4 | — BYE — | | | | |
| Nov. 11 | at Jacksonville Jaguars..... | L | 13-30 | 57,161 | ALLTEL Stadium |
| Nov. 18 | TENNESSEE TITANS..... | L | 7-20 | 63,865 | Paul Brown Stadium |
| Nov. 25 | at Cleveland Browns..... | L | 0-18 | 72,918 | Cleveland Browns Stadium |
| Dec. 2 | TAMPA BAY BUCCANEERS..... | L | *13-16 | 52,135 | Paul Brown Stadium*/OT |
| Dec. 9 | JACKSONVILLE JAGUARS..... | L | 10-14 | 44,920 | Paul Brown Stadium |
| Dec. 16 | at N.Y. Jets..... | L | 14-15 | 77,745 | Giants Stadium |
| Dec. 23 | at Baltimore Ravens..... | L | 0-16 | 68,987 | PSINet Stadium |
| Dec. 30 | PITTSBURGH STEELERS..... | W | *26-23 | 63,751 | Paul Brown Stadium*/OT |
| Jan. 6 | at Tennessee Titans** | W | 23-21 | 68,798 | Adelphia Coliseum/**Rescheduled from Sept. 16 |
| REGULAR-SEASON TOTALS | | 6-10-0 | 226-309 | — | Regular-season home att.: 454,938 |

| 2002 | | | | | |
|-----------------------------|-----------------------------|--------|------------------|--------|-----------------------------------|
| 2-14-0 (1-7 HOME, 1-7 ROAD) | | | 4TH IN AFC NORTH | | |
| HEAD COACH: DICK LEBEAU | | | | | |
| DATE | OPPONENT | W-L | SCORE | ATT. | STADIUM/NOTES |
| Sept. 8 | SAN DIEGO CHARGERS..... | L | 6-34 | 53,705 | Paul Brown Stadium |
| Sept. 15 | at Cleveland Browns..... | L | 7-20 | 73,358 | Cleveland Browns Stadium |
| Sept. 22 | at Atlanta Falcons..... | L | 3-30 | 68,129 | Georgia Dome/Sunday night |
| Sept. 29 | TAMPA BAY BUCCANEERS..... | L | 7-35 | 57,234 | Paul Brown Stadium |
| Oct. 6 | at Indianapolis Colts..... | L | 21-28 | 56,570 | RCA Dome |
| Oct. 13 | PITTSBURGH STEELERS..... | L | 7-34 | 63,900 | Paul Brown Stadium |
| Oct. 20 | — BYE — | | | | |
| Oct. 27 | TENNESSEE TITANS..... | L | 24-30 | 52,822 | Paul Brown Stadium |
| Nov. 3 | at Houston Texans..... | W | 38-3 | 69,827 | Reliant Stadium |
| Nov. 10 | at Baltimore Ravens..... | L | 27-38 | 69,024 | Ravens Stadium |
| Nov. 17 | CLEVELAND BROWNS..... | L | 20-27 | 64,060 | Paul Brown Stadium |
| Nov. 24 | at Pittsburgh Steelers..... | L | 21-29 | 60,473 | Heinz Field |
| Dec. 1 | BALTIMORE RAVENS..... | L | 23-27 | 44,878 | Paul Brown Stadium |
| Dec. 8 | at Carolina Panthers..... | L | 31-52 | 66,799 | Ericsson Stadium |
| Dec. 15 | JACKSONVILLE JAGUARS..... | L | 15-29 | 42,092 | Paul Brown Stadium |
| Dec. 22 | NEW ORLEANS SAINTS..... | W | 20-13 | 43,544 | Paul Brown Stadium |
| Dec. 29 | at Buffalo Bills..... | L | 9-27 | 47,850 | Ralph Wilson Stadium |
| REGULAR-SEASON TOTALS | | 2-14-0 | 279-456 | — | Regular-season home att.: 422,235 |

2003

8-8-0 (5-3 HOME, 3-5 ROAD)

2ND IN AFC NORTH

HEAD COACH: MARVIN LEWIS

| DATE | OPPONENT | W-L | SCORE | ATT. | STADIUM/NOTES |
|-----------------------|------------------------------|-------|---------|--------|-----------------------------------|
| Sept. 7 | DENVER BRONCOS | L | 10-30 | 63,820 | Paul Brown Stadium |
| Sept. 14 | at Oakland Raiders | L | 20-23 | 50,135 | Network Associates Coliseum |
| Sept. 21 | PITTSBURGH STEELERS | L | 10-17 | 64,596 | Paul Brown Stadium |
| Sept. 28 | at Cleveland Browns | W | 21-14 | 73,428 | Cleveland Browns Stadium |
| Oct. 5 | at Buffalo Bills | L | *16-22 | 72,615 | Ralph Wilson Stadium*OT |
| Oct. 12 | — BYE — | | | | |
| Oct. 19 | BALTIMORE RAVENS | W | 34-26 | 53,553 | Paul Brown Stadium |
| Oct. 26 | SEATTLE SEAHAWKS | W | 27-24 | 52,131 | Paul Brown Stadium |
| Nov. 2 | at Arizona Cardinals | L | 14-17 | 23,531 | Sun Devil Stadium |
| Nov. 9 | HOUSTON TEXANS | W | 34-27 | 50,437 | Paul Brown Stadium |
| Nov. 16 | KANSAS CITY CHIEFS | W | 24-19 | 64,923 | Paul Brown Stadium |
| Nov. 23 | at San Diego Chargers | W | 34-27 | 52,069 | Qualcomm Stadium |
| Nov. 30 | at Pittsburgh Steelers | W | 24-20 | 58,797 | Heinz Field |
| Dec. 7 | at Baltimore Ravens | L | 13-31 | 69,468 | M&T Bank Stadium |
| Dec. 14 | SAN FRANCISCO 49ERS | W | 41-38 | 64,666 | Paul Brown Stadium |
| Dec. 21 | at St. Louis Rams | L | 10-27 | 66,061 | Edward Jones Dome |
| Dec. 28 | CLEVELAND BROWNS | L | 14-22 | 65,362 | Paul Brown Stadium |
| REGULAR-SEASON TOTALS | | 8-8-0 | 346-384 | — | Regular-season home att.: 479,488 |

| 2004 | | | | | |
|----------------------------|-------------------------------|-------|---------|------------------|-----------------------------------|
| 8-8-0 (5-3 HOME, 3-5 ROAD) | | | | 3RD IN AFC NORTH | |
| HEAD COACH: MARVIN LEWIS | | | | | |
| DATE | OPPONENT | W-L | SCORE | ATT. | STADIUM/NOTES |
| Sept. 12 | at N.Y. Jets | L | 24-31 | 77,230 | The Meadowlands |
| Sept. 19 | MIAMI DOLPHINS | W | 16-13 | 65,705 | Paul Brown Stadium/Sunday night |
| Sept. 26 | BALTIMORE RAVENS | L | 9-23 | 65,575 | Paul Brown Stadium |
| Oct. 3 | at Pittsburgh Steelers | L | 17-28 | 62,402 | Heinz Field |
| Oct. 10 | — BYE — | | | | |
| Oct. 17 | at Cleveland Browns | L | 17-34 | 73,263 | Cleveland Browns Stadium |
| Oct. 25 | DENVER BRONCOS | W | 23-10 | 65,806 | Paul Brown Stadium/Monday night |
| Oct. 31 | at Tennessee Titans | L | 20-27 | 68,932 | The Coliseum |
| Nov. 7 | DALLAS COWBOYS | W | 26-3 | 65,721 | Paul Brown Stadium |
| Nov. 14 | at Washington Redskins | W | 17-10 | 87,786 | FedExField |
| Nov. 21 | PITTSBURGH STEELERS | L | 14-19 | 65,780 | Paul Brown Stadium |
| Nov. 28 | CLEVELAND BROWNS | W | 58-48 | 65,677 | Paul Brown Stadium |
| Dec. 5 | at Baltimore Ravens | W | 27-26 | 69,695 | M&T Bank Stadium |
| Dec. 12 | at New England Patriots | L | 28-35 | 68,756 | Gillette Stadium |
| Dec. 19 | BUFFALO BILLS | L | 17-33 | 65,378 | Paul Brown Stadium |
| Dec. 26 | N.Y. GIANTS | W | 23-22 | 64,606 | Paul Brown Stadium |
| Jan. 2 | at Philadelphia Eagles | W | 38-10 | 67,074 | Lincoln Financial Field |
| REGULAR-SEASON TOTALS | | 8-8-0 | 374-372 | — | Regular-season home att.: 524,248 |

| 2005 | | | | | |
|-----------------------------|------------------------------|--------|---------|------------------|---------------------------------------|
| 11-5-0 (5-3 HOME, 6-2 ROAD) | | | | 1ST IN AFC NORTH | |
| HEAD COACH: MARVIN LEWIS | | | | | |
| DATE | OPPONENT | W-L | SCORE | ATT. | STADIUM/NOTES |
| Sept. 11 | at Cleveland Browns..... | W | 27-13 | 73,013 | Cleveland Browns Stadium |
| Sept. 18 | MINNESOTA VIKINGS..... | W | 37-8 | 65,763 | Paul Brown Stadium |
| Sept. 25 | at Chicago Bears..... | W | 24-7 | 62,045 | Soldier Field |
| Oct. 2 | HOUSTON TEXANS..... | W | 16-10 | 65,714 | Paul Brown Stadium |
| Oct. 9 | at Jacksonville Jaguars..... | L | 20-23 | 66,137 | ALLTEL Stadium/Sunday night |
| Oct. 16 | at Tennessee Titans..... | W | 31-23 | 69,149 | The Coliseum |
| Oct. 23 | PITTSBURGH STEELERS..... | L | 13-27 | 66,104 | Paul Brown Stadium |
| Oct. 30 | GREEN BAY PACKERS..... | W | 21-14 | 65,940 | Paul Brown Stadium |
| Nov. 6 | at Baltimore Ravens..... | W | 21-9 | 70,540 | M&T Bank Stadium |
| Nov. 13 | — BYE — | | | | |
| Nov. 20 | INDIANAPOLIS COLTS..... | L | 37-45 | 65,995 | Paul Brown Stadium |
| Nov. 27 | BALTIMORE RAVENS..... | W | 42-29 | 65,680 | Paul Brown Stadium |
| Dec. 4 | at Pittsburgh Steelers..... | W | 38-31 | 63,044 | Heinz Field |
| Dec. 11 | CLEVELAND BROWNS..... | W | 23-20 | 65,788 | Paul Brown Stadium |
| Dec. 18 | at Detroit Lions..... | W | 41-17 | 61,749 | Ford Field |
| Dec. 24 | BUFFALO BILLS..... | L | 27-37 | 65,485 | Paul Brown Stadium/Saturday afternoon |
| Jan. 1 | at Kansas City Chiefs..... | L | 3-37 | 77,211 | Arrowhead Stadium |
| REGULAR-SEASON TOTALS | | 11-5-0 | 421-350 | — | Regular-season home att.: 526,469 |

| AFC WILD CARD PLAYOFF | | | | | |
|-----------------------|--------------------------|---|-------|--------|--------------------|
| Jan. 8 | PITTSBURGH STEELERS..... | L | 17-31 | 65,870 | Paul Brown Stadium |

2006

8-8-0 (4-4 HOME, 4-4 ROAD)

2ND IN AFC NORTH

HEAD COACH: MARVIN LEWIS

| DATE | OPPONENT | W-L | SCORE | ATT. | STADIUM/NOTES |
|-----------------------|------------------------------|-------|---------|--------|-----------------------------------|
| Sept. 10 | at Kansas City Chiefs | W | 23-10 | 77,956 | Arrowhead Stadium |
| Sept. 17 | CLEVELAND BROWNS | W | 34-17 | 66,072 | Paul Brown Stadium |
| Sept. 24 | at Pittsburgh Steelers | W | 28-20 | 64,922 | Heinz Field |
| Oct. 1 | NEW ENGLAND PATRIOTS | L | 13-38 | 66,035 | Paul Brown Stadium |
| Oct. 8 | — BYE — | | | | |
| Oct. 15 | at Tampa Bay Buccaneers..... | L | 13-14 | 65,732 | Raymond James Stadium |
| Oct. 22 | CAROLINA PANTHERS | W | 17-14 | 65,964 | Paul Brown Stadium |
| Oct. 29 | ATLANTA FALCONS | L | 27-29 | 65,978 | Paul Brown Stadium |
| Nov. 5 | at Baltimore Ravens | L | 20-26 | 70,792 | M&T Bank Stadium |
| Nov. 12 | SAN DIEGO CHARGERS | L | 41-49 | 65,917 | Paul Brown Stadium |
| Nov. 19 | at New Orleans Saints | W | 31-16 | 68,001 | Louisiana Superdome |
| Nov. 26 | at Cleveland Browns | W | 30-0 | 72,926 | Cleveland Browns Stadium |
| Nov. 30 | BALTIMORE RAVENS | W | 13-7 | 65,973 | Paul Brown Stadium/Thursday night |
| Dec. 10 | OAKLAND RAIDERS | W | 27-10 | 65,882 | Paul Brown Stadium |
| Dec. 18 | at Indianapolis Colts | L | 16-34 | 57,292 | RCA Dome/Monday night |
| Dec. 24 | at Denver Broncos | L | 23-24 | 75,759 | INVESCO Field at Mile High |
| Dec. 31 | PITTSBURGH STEELERS | L | *17-23 | 66,049 | Paul Brown Stadium*OT |
| REGULAR-SEASON TOTALS | | 8-8-0 | 373-331 | — | Regular-season home att.: 527,870 |

| 2007 | | | | | |
|----------------------------|------------------------------|-------|---------|------------------|-----------------------------------|
| 7-9-0 (5-3 HOME, 2-6 ROAD) | | | | 3RD IN AFC NORTH | |
| HEAD COACH: MARVIN LEWIS | | | | | |
| DATE | OPPONENT | W-L | SCORE | ATT. | STADIUM/NOTES |
| Sept. 10 | BALTIMORE RAVENS | W | 27-20 | 66,093 | Paul Brown Stadium/Monday night |
| Sept. 16 | at Cleveland Browns | L | 45-51 | 72,801 | Cleveland Browns Stadium |
| Sept. 23 | at Seattle Seahawks | L | 21-24 | 68,110 | Qwest Field |
| Oct. 1 | NEW ENGLAND PATRIOTS | L | 13-34 | 66,113 | Paul Brown Stadium/Monday night |
| Oct. 7 | — BYE — | | | | |
| Oct. 14 | at Kansas City Chiefs | L | 20-27 | 76,846 | Arrowhead Stadium |
| Oct. 21 | N.Y. JETS | W | 38-31 | 65,868 | Paul Brown Stadium |
| Oct. 28 | PITTSBURGH STEELERS | L | 13-24 | 66,188 | Paul Brown Stadium |
| Nov. 4 | at Buffalo Bills | L | 21-33 | 70,745 | Ralph Wilson Stadium |
| Nov. 11 | at Baltimore Ravens | W | 21-7 | 71,130 | M&T Bank Stadium |
| Nov. 18 | ARIZONA CARDINALS | L | 27-35 | 65,403 | Paul Brown Stadium |
| Nov. 25 | TENNESSEE TITANS | W | 35-6 | 65,489 | Paul Brown Stadium |
| Dec. 2 | at Pittsburgh Steelers | L | 10-24 | 58,842 | Heinz Field/Sunday night |
| Dec. 9 | ST. LOUIS RAMS | W | 19-10 | 65,143 | Paul Brown Stadium |
| Dec. 15 | at San Francisco 49ers | L | 13-20 | 68,053 | Monster Park/Saturday night |
| Dec. 23 | CLEVELAND BROWNS | W | 19-14 | 66,023 | Paul Brown Stadium |
| Dec. 30 | at Miami Dolphins | W | 38-25 | 70,461 | Dolphin Stadium |
| REGULAR-SEASON TOTALS | | 7-9-0 | 380-385 | — | Regular-season home att.: 526,320 |

| 2008 | | | | | |
|-------------------------------|-----------------------------|--------|------------------|--------|---|
| 4-11-1 (3-4-1 HOME, 1-7 ROAD) | | | 3RD IN AFC NORTH | | |
| HEAD COACH: MARVIN LEWIS | | | | | |
| DATE | OPPONENT | W-L | SCORE | ATT. | STADIUM/NOTES |
| Sept. 7 | at Baltimore Ravens..... | L | 10-17 | 70,978 | M&T Bank Stadium |
| Sept. 14 | TENNESSEE TITANS..... | L | 7-24 | 64,540 | Paul Brown Stadium |
| Sept. 21 | at N.Y. Giants..... | L | *23-26 | 79,276 | Giants Stadium/*OT |
| Sept. 28 | CLEVELAND BROWNS..... | L | 12-20 | 65,541 | Paul Brown Stadium |
| Oct. 5 | at Dallas Cowboys..... | L | 22-31 | 62,655 | Texas Stadium |
| Oct. 12 | at N.Y. Jets..... | L | 14-26 | 78,161 | The Meadowlands |
| Oct. 19 | PITTSBURGH STEELERS..... | L | 10-38 | 65,860 | Paul Brown Stadium |
| Oct. 26 | at Houston Texans..... | L | 6-35 | 70,112 | Reliant Stadium/rescheduled from Nov. 9 due to damage caused by Hurricane Ike |
| Nov. 2 | JACKSONVILLE JAGUARS..... | W | 21-19 | 64,238 | Paul Brown Stadium |
| Nov. 9 | — BYE — | | | | |
| Nov. 16 | PHILADELPHIA EAGLES..... | T | *13-13 | 64,633 | Paul Brown Stadium/*OT |
| Nov. 20 | at Pittsburgh Steelers..... | L | 10-27 | 59,854 | Heinz Field/Thursday night |
| Nov. 30 | BALTIMORE RAVENS..... | L | 3-34 | 63,871 | Paul Brown Stadium |
| Dec. 7 | at Indianapolis Colts..... | L | 3-35 | 66,402 | Lucas Oil Stadium |
| Dec. 14 | WASHINGTON REDSKINS..... | W | 20-13 | 63,996 | Paul Brown Stadium |
| Dec. 21 | at Cleveland Browns..... | W | 14-0 | 72,361 | Cleveland Browns Stadium |
| Dec. 28 | KANSAS CITY CHIEFS..... | W | 16-6 | 63,984 | Paul Brown Stadium |
| REGULAR-SEASON TOTALS | | 4-11-1 | 204-364 | — | Regular-season home att.: 516,663 |

| 2009 | | | | | |
|-----------------------------|-----------------------------|--------|------------------|--------|--|
| 10-6-0 (6-2 HOME, 4-4 ROAD) | | | 1ST IN AFC NORTH | | |
| HEAD COACH: MARVIN LEWIS | | | | | |
| DATE | OPPONENT | W-L | SCORE | ATT. | STADIUM/NOTES |
| Sept. 13 | DENVER BRONCOS..... | L | 7-12 | 62,831 | Paul Brown Stadium |
| Sept. 20 | at Green Bay Packers..... | W | 31-24 | 70,678 | Lambeau Field |
| Sept. 27 | PITTSBURGH STEELERS..... | W | 23-20 | 64,538 | Paul Brown Stadium |
| Oct. 4 | at Cleveland Browns..... | W | *23-20 | 69,844 | Cleveland Browns Stadium/*OT |
| Oct. 11 | at Baltimore Ravens..... | W | 17-14 | 71,161 | M&T Bank Stadium |
| Oct. 18 | HOUSTON TEXANS..... | L | 17-28 | 64,019 | Paul Brown Stadium |
| Oct. 25 | CHICAGO BEARS..... | W | 45-10 | 64,900 | Paul Brown Stadium |
| Nov. 1 | — BYE — | | | | |
| Nov. 8 | BALTIMORE RAVENS..... | W | 17-7 | 64,313 | Paul Brown Stadium |
| Nov. 15 | at Pittsburgh Steelers..... | W | 18-12 | 65,392 | Heinz Field |
| Nov. 22 | at Oakland Raiders..... | L | 17-20 | 34,112 | Oakland Coliseum |
| Nov. 29 | CLEVELAND BROWNS..... | W | 16-7 | 64,553 | Paul Brown Stadium |
| Dec. 6 | DETROIT LIONS..... | W | 23-13 | 62,545 | Paul Brown Stadium |
| Dec. 13 | at Minnesota Vikings..... | L | 10-30 | 63,854 | Hubert H. Humphrey Metrodome |
| Dec. 20 | at San Diego Chargers..... | L | 24-27 | 68,889 | Qualcomm Stadium |
| Dec. 27 | KANSAS CITY CHIEFS..... | W | 17-10 | 64,333 | Paul Brown Stadium |
| Jan. 3 | at N.Y. Jets..... | L | 0-37 | 79,106 | The Meadowlands/Sun. night (flexed from 1) |
| REGULAR-SEASON TOTALS | | 10-6-0 | 305-291 | — | Regular-season home att.: 512,032 |
| AFC WILD CARD PLAYOFF | | | | | |
| Jan. 9 | N.Y. JETS..... | L | 14-24 | 63,686 | Paul Brown Stadium/Saturday afternoon |

2010

4-12-0 (3-5 HOME, 1-7 ROAD)

4TH IN AFC NORTH

HEAD COACH: MARVIN LEWIS

| DATE | OPPONENT | W-L | SCORE | ATT. | STADIUM/NOTES |
|-----------------------|------------------------------|--------|---------|--------|--|
| Sept. 12 | at New England Patriots..... | L | 24-38 | 68,756 | Gillette Stadium |
| Sept. 19 | BALTIMORE RAVENS..... | W | 15-10 | 64,071 | Paul Brown Stadium |
| Sept. 26 | at Carolina Panthers..... | W | 20-7 | 72,887 | Bank of America Stadium |
| Oct. 3 | at Cleveland Browns..... | L | 20-23 | 66,731 | Cleveland Browns Stadium |
| Oct. 10 | TAMPA BAY BUCCANEERS..... | L | 21-24 | 63,888 | Paul Brown Stadium |
| Oct. 17 | — BYE — | | | | |
| Oct. 24 | at Atlanta Falcons..... | L | 32-39 | 67,665 | Georgia Dome |
| Oct. 31 | MIAMI DOLPHINS..... | L | 14-22 | 63,179 | Paul Brown Stadium |
| Nov. 8 | PITTSBURGH STEELERS..... | L | 21-27 | 65,626 | Paul Brown Stadium/Monday night |
| Nov. 14 | at Indianapolis Colts..... | L | 17-23 | 67,404 | Lucas Oil Stadium |
| Nov. 21 | BUFFALO BILLS..... | L | 31-49 | 55,654 | Paul Brown Stadium |
| Nov. 25 | at N.Y. Jets..... | L | 10-26 | 78,903 | New Meadowlands/Thursday night |
| Dec. 5 | NEW ORLEANS SAINTS..... | L | 30-34 | 59,963 | Paul Brown Stadium |
| Dec. 12 | at Pittsburgh Steelers..... | L | 7-23 | 57,501 | Heinz Field |
| Dec. 19 | CLEVELAND BROWNS..... | W | 19-17 | 56,342 | Paul Brown Stadium |
| Dec. 26 | SAN DIEGO CHARGERS..... | W | 34-20 | 54,194 | Paul Brown Stadium (flexed from 8:20 to 1) |
| Jan. 2 | at Baltimore Ravens..... | L | 7-13 | 71,088 | M&T Bank Stadium |
| REGULAR-SEASON TOTALS | | 4-12-0 | 322-395 | — | Regular-season home att.: 482,917 |

| 2011 | | | | | |
|----------------------------|-------------------------------|-----|---|---------|---------------------------------------|
| 9-7-0 (4-4 HOME, 5-3 ROAD) | | | 3RD IN AFC NORTH (WILD CARD QUALIFIER) | | |
| HEAD COACH: MARVIN LEWIS | | | | | |
| DATE | OPPONENT | W-L | SCORE | ATT. | STADIUM/NOTES |
| Sept. 11 | at Cleveland Browns | W | 27-17 | 67,321 | Cleveland Browns Stadium |
| Sept. 18 | at Denver Broncos | L | 22-24 | 73,281 | Sport Authority Field at Mile High |
| Sept. 25 | SAN FRANCISCO 49ERS | L | 8-13 | 43,363 | Paul Brown Stadium |
| Oct. 2 | BUFFALO BILLS | W | 23-20 | 41,142 | Paul Brown Stadium |
| Oct. 9 | at Jacksonville Jaguars | W | 30-20 | 61,799 | EverBank Field |
| Oct. 16 | INDIANAPOLIS COLTS | W | 27-17 | 52,068 | Paul Brown Stadium |
| Oct. 23 | — BYE — | | | | |
| Oct. 30 | at Seattle Seahawks | W | 34-12 | 66,004 | CenturyLink Field |
| Nov. 6 | at Tennessee Titans | W | 24-17 | 69,143 | LP Field |
| Nov. 13 | PITTSBURGH STEELERS | L | 17-24 | 63,262 | Paul Brown Stadium |
| Nov. 20 | at Baltimore Ravens | L | 24-31 | 71,320 | M&T Bank Stadium |
| Nov. 27 | CLEVELAND BROWNS | W | 23-20 | 48,260 | Paul Brown Stadium |
| Dec. 4 | at Pittsburgh Steelers | L | 7-35 | 63,697 | Heinz Field |
| Dec. 11 | HOUSTON TEXANS | L | 19-20 | 41,202 | Paul Brown Stadium |
| Dec. 18 | at St. Louis Rams | W | 20-13 | 56,431 | Edward Jones Dome |
| Dec. 24 | ARIZONA CARDINALS | W | 23-16 | 41,273 | Paul Brown Stadium/Saturday afternoon |
| Jan. 1 | BALTIMORE RAVENS | L | 16-24 | 63,439 | Paul Brown Stadium |
| REGULAR-SEASON TOTALS | | | 9-7-0 | 344-323 | — Regular-season home att.: 394,009 |
| AFC WILD CARD PLAYOFF | | | | | |
| Jan. 7 | at Houston Texans | L | 10-31 | 71,725 | Reliant Stadium/Saturday afternoon |

| 2012 | | | | | |
|-----------------------------|-------------------------------|-----|---|---------|--|
| 10-6-0 (4-4 HOME, 6-2 ROAD) | | | 2ND IN AFC NORTH (WILD CARD QUALIFIER) | | |
| HEAD COACH: MARVIN LEWIS | | | | | |
| DATE | OPPONENT | W-L | SCORE | ATT. | STADIUM/NOTES |
| Sept. 10 | at Baltimore Ravens | L | 13-44 | 71,064 | M&T Bank Stadium/Monday night |
| Sept. 16 | CLEVELAND BROWNS | W | 34-27 | 63,036 | Paul Brown Stadium |
| Sept. 23 | at Washington Redskins | W | 38-31 | 80,060 | FedExField |
| Sept. 30 | at Jacksonville Jaguars | W | 27-10 | 63,030 | EverBank Field |
| Oct. 7 | MIAMI DOLPHINS | L | 13-17 | 61,162 | Paul Brown Stadium |
| Oct. 14 | at Cleveland Browns | L | 24-34 | 67,060 | Cleveland Browns Stadium |
| Oct. 21 | PITTSBURGH STEELERS | L | 17-24 | 63,411 | Paul Brown Stadium/Sunday night |
| Oct. 28 | — BYE — | | | | |
| Nov. 4 | DENVER BRONCOS | L | 23-31 | 63,623 | Paul Brown Stadium |
| Nov. 11 | N.Y. GIANTS | W | 31-13 | 56,614 | Paul Brown Stadium |
| Nov. 18 | at Kansas City Chiefs | W | 28-6 | 63,336 | Arrowhead Stadium |
| Nov. 25 | OAKLAND RAIDERS | W | 34-10 | 56,503 | Paul Brown Stadium |
| Dec. 2 | at San Diego Chargers | W | 20-13 | 54,980 | Qualcomm Stadium |
| Dec. 9 | DALLAS COWBOYS | L | 19-20 | 63,590 | Paul Brown Stadium |
| Dec. 13 | at Philadelphia Eagles | W | 34-13 | 69,144 | Lincoln Financial Field/Thursday night |
| Dec. 23 | at Pittsburgh Steelers | W | 13-10 | 63,236 | Heinz Field |
| Dec. 30 | BALTIMORE RAVENS | W | 23-17 | 61,565 | Paul Brown Stadium |
| REGULAR-SEASON TOTALS | | | 10-6-0 | 391-320 | — Regular-season home att.: 489,504 |
| AFC WILD CARD PLAYOFF | | | | | |
| Jan. 5 | at Houston Texans | L | 13-19 | 71,738 | Reliant Stadium/Saturday afternoon |

| 2013 | | | | | |
|-----------------------------|-----------------------------|--------|---------|------------------|-------------------------------------|
| 11-5-0 (8-0 HOME, 3-5 ROAD) | | | | 1ST IN AFC NORTH | |
| HEAD COACH: MARVIN LEWIS | | | | | |
| DATE | OPPONENT | W-L | SCORE | ATT. | STADIUM/NOTES |
| Sept. 8 | at Chicago Bears..... | L | 21-24 | 62,213 | Soldier Field |
| Sept. 16 | PITTSBURGH STEELERS..... | W | 20-10 | 64,585 | Paul Brown Stadium/Monday night |
| Sept. 22 | GREEN BAY PACKERS..... | W | 34-30 | 64,633 | Paul Brown Stadium |
| Sept. 29 | at Cleveland Browns..... | L | 6-17 | 71,481 | FirstEnergy Stadium |
| Oct. 6 | NEW ENGLAND PATRIOTS..... | W | 13-6 | 64,259 | Paul Brown Stadium |
| Oct. 13 | at Buffalo Bills..... | W | *27-24 | 67,739 | Ralph Wilson Stadium/*OT |
| Oct. 20 | at Detroit Lions..... | W | 27-24 | 63,207 | Ford Field |
| Oct. 27 | N.Y. JETS..... | W | 49-9 | 62,576 | Paul Brown Stadium |
| Oct. 31 | at Miami Dolphins..... | L | *20-22 | 52,388 | Sun Life Stadium/Thursday night/*OT |
| Nov. 10 | at Baltimore Ravens..... | L | *17-20 | 70,992 | M&T Banks Stadium/*OT |
| Nov. 17 | CLEVELAND BROWNS..... | W | 41-20 | 63,856 | Paul Brown Stadium |
| Nov. 24 | — BYE — | | | | |
| Dec. 1 | at San Diego Chargers..... | W | 17-10 | 61,536 | Qualcomm Stadium |
| Dec. 8 | INDIANAPOLIS COLTS..... | W | 42-28 | 62,507 | Paul Brown Stadium |
| Dec. 15 | at Pittsburgh Steelers..... | L | 20-30 | 45,873 | Heinz Field/Sunday night |
| Dec. 22 | MINNESOTA VIKINGS..... | W | 42-14 | 61,555 | Paul Brown Stadium |
| Dec. 29 | BALTIMORE RAVENS..... | W | 34-17 | 62,406 | Paul Brown Stadium |
| REGULAR-SEASON TOTALS | | 11-5-0 | 430-305 | — | Regular-season home att.: 506,377 |
| AFC WILD CARD PLAYOFF | | | | | |
| Jan. 5 | SAN DIEGO CHARGERS..... | L | 10-27 | 62,277 | Paul Brown Stadium |

| 2014 | | | | | |
|-------------------------------|-------------------------------|--------|---------|------------------|--|
| 10-5-1 (5-2-1 HOME, 5-3 ROAD) | | | | 2ND IN AFC NORTH | |
| (WILD CARD QUALIFIER) | | | | | |
| HEAD COACH: MARVIN LEWIS | | | | | |
| DATE | OPPONENT | W-L | SCORE | ATT. | STADIUM/NOTES |
| Sept. 7 | at Baltimore Ravens | W | 23-16 | 70,925 | M&T Bank Stadium |
| Sept. 14 | ATLANTA FALCONS..... | W | 24-10 | 58,574 | Paul Brown Stadium |
| Sept. 21 | TENNESSEE TITANS | W | 33-7 | 56,743 | Paul Brown Stadium |
| Sept. 28 | — BYE — | | | | |
| Oct. 5 | at New England Patriots | L | 17-43 | 68,756 | Gillette Stadium/Sunday night |
| Oct. 12 | CAROLINA PANTHERS | T | *37-37 | 57,053 | Paul Brown Stadium/*OT |
| Oct. 19 | at Indianapolis Colts | L | 0-27 | 66,539 | Lucas Oil Stadium |
| Oct. 26 | BALTIMORE RAVENS | W | 27-24 | 55,711 | Paul Brown Stadium |
| Nov. 2 | JACKSONVILLE JAGUARS | W | 33-23 | 60,057 | Paul Brown Stadium |
| Nov. 6 | CLEVELAND BROWNS | L | 3-24 | 65,871 | Paul Brown Stadium/Thursday night |
| Nov. 16 | at New Orleans Saints | W | 27-10 | 73,073 | Mercedes-Benz Superdome |
| Nov. 23 | at Houston Texans..... | W | 22-13 | 71,777 | NRG Stadium |
| Nov. 30 | at Tampa Bay Buccaneers..... | W | 14-13 | 56,340 | Raymond James Stadium |
| Dec. 7 | PITTSBURGH STEELERS | L | 21-42 | 65,512 | Paul Brown Stadium |
| Dec. 14 | at Cleveland Browns | W | 30-0 | 67,431 | FirstEnergy Stadium |
| Dec. 22 | DENVER BRONCOS..... | W | 37-28 | 66,107 | Paul Brown Stadium/Monday night |
| Dec. 28 | at Pittsburgh Steelers | L | 17-27 | 64,697 | Heinz Field/Sunday night (flexed from 1) |
| REGULAR-SEASON TOTALS | | 10-5-1 | 365-344 | — | Regular-season home att.: 485,628 |

AFC WILD CARD PLAYOFF

Jan. 4 at Indianapolis Colts L 10-26 63,385 Lucas Oil Stadium

2015

12-4-0 (6-2 HOME, 6-2 ROAD) 1ST IN AFC NORTH

HEAD COACH: MARVIN LEWIS

| DATE | OPPONENT | W-L | SCORE | ATT. | STADIUM/NOTES |
|-----------------------|-----------------------------|--------|---------|--------|--|
| Sept. 13 | at Oakland Raiders..... | W | 33-13 | 54,500 | O.co Coliseum |
| Sept. 20 | SAN DIEGO CHARGERS..... | W | 24-19 | 57,579 | Paul Brown Stadium |
| Sept. 27 | at Baltimore Ravens..... | W | 28-24 | 70,970 | M&T Bank Stadium |
| Oct. 4 | KANSAS CITY CHIEFS..... | W | 36-21 | 57,498 | Paul Brown Stadium |
| Oct. 11 | SEATTLE SEAHAWKS..... | W | *27-24 | 65,004 | Paul Brown Stadium/*OT |
| Oct. 18 | at Buffalo Bills..... | W | 34-21 | 69,593 | Ralph Wilson Stadium |
| Oct. 25 | — BYE — | | | | |
| Nov. 1 | at Pittsburgh Steelers..... | W | 16-10 | 64,750 | Heinz Field |
| Nov. 5 | CLEVELAND BROWNS..... | W | 31-10 | 65,816 | Paul Brown Stadium/Thursday night |
| Nov. 16 | HOUSTON TEXANS..... | L | 6-10 | 61,381 | Paul Brown Stadium/Monday night |
| Nov. 22 | at Arizona Cardinals..... | L | 31-34 | 64,745 | U. of Phoenix Stad./Sun. night (flexed from 4) |
| Nov. 29 | ST. LOUIS RAMS..... | W | 31-7 | 61,022 | Paul Brown Stadium |
| Dec. 6 | at Cleveland Browns..... | W | 37-3 | 64,775 | FirstEnergy Stadium |
| Dec. 13 | PITTSBURGH STEELERS..... | L | 20-33 | 65,564 | Paul Brown Stadium |
| Dec. 20 | at San Francisco 49ers..... | W | 24-14 | 70,799 | Levi's Stadium (flexed from 8:30 to 4:25) |
| Dec. 28 | at Denver Broncos..... | L | *17-20 | 76,868 | Spts. Authority F.d. at M.H./Mon. night/*OT |
| Jan. 3 | BALTIMORE RAVENS..... | W | 24-16 | 57,254 | Paul Brown Stadium |
| REGULAR-SEASON TOTALS | | 12-4-0 | 419-279 | — | Regular-season home att.: 491,118 |
| AFC WILD CARD PLAYOFF | | | | | |
| Jan. 9 | PITTSBURGH STEELERS..... | L | 16-18 | 63,257 | Paul Brown Stadium/Saturday night |

| 2016 | | | | | |
|---|------------------------------|-------|---------|------------------|--|
| 6-9-1 (4-3 HOME, 2-6 ROAD, 0-0-1 NEUTRAL) | | | | 3RD IN AFC NORTH | |
| HEAD COACH: MARVIN LEWIS | | | | | |
| DATE | OPPONENT | W-L | SCORE | ATT. | STADIUM/NOTES |
| Sept. 11 | at N.Y. Jets | W | 23-22 | 78,160 | MetLife Stadium |
| Sept. 18 | at Pittsburgh Steelers..... | L | 16-24 | 65,072 | Heinz Field |
| Sept. 25 | DENVER BRONCOS | L | 17-29 | 63,850 | Paul Brown Stadium |
| Sept. 29 | MIAMI DOLPHINS | W | 22-7 | 60,834 | Paul Brown Stadium/Thursday night |
| Oct. 9 | at Dallas Cowboys | L | 14-28 | 91,653 | AT&T Stadium |
| Oct. 16 | at New England Patriots..... | L | 17-35 | 66,829 | Gillette Stadium |
| Oct. 23 | CLEVELAND BROWNS..... | W | 31-17 | 65,047 | Paul Brown Stadium |
| Oct. 30 | VS. WASHINGTON REDSKINS ... | T | *27-27 | 84,488 | Wembley Stadium (London, England)/*OT |
| Nov. 6 | — BYE — | | | | |
| Nov. 14 | at N.Y. Giants..... | L | 20-21 | 76,218 | MetLife Stadium/Monday night |
| Nov. 20 | BUFFALO BILLS | L | 12-16 | 61,356 | Paul Brown Stadium |
| Nov. 27 | at Baltimore Ravens | L | 14-19 | 70,903 | M&T Bank Stadium |
| Dec. 4 | PHILADELPHIA EAGLES | W | 32-14 | 55,456 | Paul Brown Stadium |
| Dec. 11 | at Cleveland Browns | W | 23-10 | 60,028 | FirstEnergy Stadium |
| Dec. 18 | PITTSBURGH STEELERS | L | 20-24 | 62,096 | Paul Brown Stadium (flexed from 8:25 to 1) |
| Dec. 24 | at Houston Texans..... | L | 10-12 | 71,836 | NRG Stadium/Saturday night |
| Jan. 1 | BALTIMORE RAVENS..... | W | 27-10 | 54,944 | Paul Brown Stadium |
| REGULAR-SEASON TOTALS | | 6-9-1 | 325-315 | — | Reg.-season home att.: 423,583 (7 games) |

ALL-TIME RESULTS — PRESEASON

All-time preseason record: 105-111-2

(All games listed are night games unless noted otherwise. Opponents are capitalized for games in which the Bengals were the home team, including those games played at neutral sites.)

| 1968 (2-3-0) | | | | |
|--------------|------------------------------|-----|-------|-------------------------------------|
| DATE | OPPONENT | W-L | SCORE | NOTES |
| Aug. 3 | KANSAS CITY CHIEFS..... | L | 14-38 | |
| Aug. 10 | at Denver Broncos..... | L | 13-15 | |
| Aug. 17 | BUFFALO BILLS..... | L | 6-10 | |
| Aug. 25 | vs. Pittsburgh Steelers..... | W | 19-3 | Afternoon game/at Morgantown, W.Va. |
| Aug. 30 | VS. N.Y. JETS..... | W | 13-9 | At Memphis, Tenn. |

| 1969 (3-2-0) | | | | |
|--------------|-----------------------------|-----|-------|---------------------------------------|
| DATE | OPPONENT | W-L | SCORE | NOTES |
| Aug. 10 | vs. Boston Patriots..... | L | 13-21 | Afternoon game/at Bowling Green, Ohio |
| Aug. 16 | vs. Kansas City Chiefs..... | L | 7-23 | At Jackson, Miss. |
| Aug. 23 | MIAMI DOLPHINS..... | W | 28-21 | |
| Aug. 30 | at Pittsburgh Steelers..... | W | 23-13 | |
| Sept. 6 | DENVER BRONCOS..... | W | 13-11 | |

| 1970 (2-3-1) | | | | |
|--------------|-----------------------------|-----|-------|--------------|
| DATE | OPPONENT | W-L | SCORE | NOTES |
| Aug. 8 | WASHINGTON REDSKINS..... | W | 27-12 | |
| Aug. 15 | at Miami Dolphins..... | L | 10-20 | |
| Aug. 22 | at St. Louis Cardinals..... | L | 20-41 | |
| Aug. 29 | CLEVELAND BROWNS..... | W | 31-24 | |
| Sept. 5 | at Green Bay Packers..... | T | 10-10 | At Milwaukee |
| Sept. 12 | DETROIT LIONS..... | L | 14-31 | |

| 1971 (5-0-1) | | | | |
|--------------|-----------------------------|-----|-------|-------|
| DATE | OPPONENT | W-L | SCORE | NOTES |
| Aug. 7 | at Miami Dolphins..... | W | 27-10 | |
| Aug. 14 | at Detroit Lions..... | W | 31-24 | |
| Aug. 23 | PITTSBURGH STEELERS..... | W | 20-13 | |
| Aug. 28 | ST. LOUIS CARDINALS..... | W | 22-21 | |
| Sept. 4 | GREEN BAY PACKERS..... | W | 27-24 | |
| Sept. 11 | at Washington Redskins..... | T | 17-17 | |

| 1972 (3-3-0) | | | | |
|--------------|-----------------------------|-----|-------|----------------------------------|
| DATE | OPPONENT | W-L | SCORE | NOTES |
| Aug. 5 | at Green Bay Packers..... | L | 14-24 | |
| Aug. 12 | DETROIT LIONS..... | W | 28-20 | |
| Aug. 19 | MIAMI DOLPHINS..... | L | 17-35 | |
| Aug. 28 | at Philadelphia Eagles..... | W | 34-20 | |
| Sept. 3 | VS. CLEVELAND BROWNS..... | W | 27-21 | Afternoon game/at Columbus, Ohio |
| Sept. 9 | ATLANTA FALCONS..... | L | 14-44 | |

| 1973 (4-2-0) | | | | |
|--------------|---------------------------|-----|-------|----------------------------------|
| DATE | OPPONENT | W-L | SCORE | NOTES |
| Aug. 4 | at Miami Dolphins..... | L | 13-14 | |
| Aug. 11 | PHILADELPHIA EAGLES..... | W | 45-21 | |
| Aug. 19 | vs. Cleveland Browns..... | L | 6-24 | Afternoon game/at Columbus, Ohio |
| Aug. 24 | at Detroit Lions..... | W | 17-10 | |
| Sept. 1 | ATLANTA FALCONS..... | W | 31-20 | |
| Sept. 8 | GREEN BAY PACKERS..... | W | 13-10 | |

| 1974 (4-2-0) | | | | |
|--------------|---------------------------|-----|-------|----------------------------------|
| DATE | OPPONENT | W-L | SCORE | NOTES |
| Aug. 3 | MIAMI DOLPHINS..... | W | 19-13 | |
| Aug. 10 | PHILADELPHIA EAGLES..... | W | 35-21 | |
| Aug. 17 | at Atlanta Falcons..... | W | 13-7 | *OT |
| Aug. 26 | DETROIT LIONS..... | W | 27-14 | |
| Sept. 1 | VS. CLEVELAND BROWNS..... | L | 17-21 | Afternoon game/at Columbus, Ohio |
| Sept. 6 | at Green Bay Packers..... | L | 24-26 | At Milwaukee |

| 1975 (4-3-0) | | | | |
|--------------|------------------------------|-----|-------|--|
| DATE | OPPONENT | W-L | SCORE | NOTES |
| Aug. 2 | VS. WASHINGTON REDSKINS..... | L | 9-17 | Afternoon game/Hall of Fame Game at Canton, Ohio |
| Aug. 9 | at Miami Dolphins..... | L | 3-7 | |
| Aug. 15 | at Buffalo Bills..... | W | 38-28 | |
| Aug. 23 | GREEN BAY PACKERS..... | W | 27-10 | |
| Aug. 28 | at Philadelphia Eagles..... | L | 20-30 | |
| Sept. 6 | at Detroit Lions..... | W | 22-14 | Afternoon game |
| Sept. 13 | NEW ORLEANS SAINTS..... | W | 20-0 | |

| 1976 (4-2-0) | | | | |
|--------------|------------------------------|-----|-------|----------------|
| DATE | OPPONENT | W-L | SCORE | NOTES |
| July 31 | at Green Bay Packers..... | W | 23-17 | |
| Aug. 7 | BUFFALO BILLS..... | W | 31-10 | |
| Aug. 14 | DETROIT LIONS..... | W | 26-14 | |
| Aug. 22 | at Minnesota Vikings..... | L | 17-23 | Afternoon game |
| Aug. 28 | at New Orleans Saints..... | L | 10-13 | |
| Sept. 4 | at Tampa Bay Buccaneers..... | W | 24-13 | |

| 1977 (5-1-0) | | | | |
|--------------|-----------------------------|-----|-------|----------------|
| DATE | OPPONENT | W-L | SCORE | NOTES |
| Aug. 6 | at Green Bay Packers..... | L | 20-23 | |
| Aug. 13 | TAMPA BAY BUCCANEERS..... | W | 45-0 | |
| Aug. 21 | at Detroit Lions..... | W | 17-13 | Afternoon game |
| Aug. 27 | at St. Louis Cardinals..... | W | 33-9 | |
| Sept. 3 | MINNESOTA VIKINGS..... | W | 26-7 | |
| Sept. 10 | at Chicago Bears..... | W | 24-6 | |

| 1978 (2-2-0) | | | | |
|--------------|------------------------------|-----|-------|--------------|
| DATE | OPPONENT | W-L | SCORE | NOTES |
| Aug. 5 | at Tampa Bay Buccaneers..... | L | 0-17 | |
| Aug. 12 | DETROIT LIONS..... | L | 10-14 | |
| Aug. 19 | CHICAGO BEARS..... | W | 27-3 | |
| Aug. 26 | at Green Bay Packers..... | W | 17-14 | At Milwaukee |

| 1979 (2-2-0) | | | | |
|--------------|---------------------------|-----|-------|-------|
| DATE | OPPONENT | W-L | SCORE | NOTES |
| Aug. 4 | at Detroit Lions..... | W | 40-28 | |
| Aug. 11 | GREEN BAY PACKERS..... | W | 20-5 | |
| Aug. 18 | at Chicago Bears..... | L | 13-17 | |
| Aug. 25 | TAMPA BAY BUCCANEERS..... | L | 13-24 | |

| 1980 (1-3-0) | | | | |
|--------------|------------------------------|-----|-------|-------|
| DATE | OPPONENT | W-L | SCORE | NOTES |
| Aug. 9 | at Denver Broncos..... | L | 6-17 | |
| Aug. 16 | CHICAGO BEARS..... | W | 21-3 | |
| Aug. 23 | at Tampa Bay Buccaneers..... | L | 14-20 | *OT |
| Aug. 30 | DETROIT LIONS..... | L | 10-15 | |

| 1981 (2-2-0) | | | | |
|--------------|------------------------------|-----|-------|-------|
| DATE | OPPONENT | W-L | SCORE | NOTES |
| Aug. 8 | at Tampa Bay Buccaneers..... | W | 24-17 | |
| Aug. 15 | at Detroit Lions..... | W | 30-20 | |
| Aug. 22 | at Chicago Bears..... | L | 21-24 | |
| Aug. 29 | DENVER BRONCOS..... | L | 20-24 | |

| 1982 (1-3-0) | | | | |
|--------------|----------------------------|-----|-------|--------------|
| DATE | OPPONENT | W-L | SCORE | NOTES |
| Aug. 13 | at Kansas City Chiefs..... | L | 20-26 | |
| Aug. 20 | at Green Bay Packers..... | L | 27-41 | At Milwaukee |
| Aug. 28 | DETROIT LIONS..... | L | 23-27 | |
| Sept. 3 | WASHINGTON REDSKINS..... | W | 28-21 | |

| 1983 (0-4-0) | | | | |
|--------------|-----------------------------|-----|-------|-------|
| DATE | OPPONENT | W-L | SCORE | NOTES |
| Aug. 6 | KANSAS CITY CHIEFS..... | L | 7-24 | |
| Aug. 12 | at Washington Redskins..... | L | 23-27 | |
| Aug. 18 | N.Y. JETS..... | L | 17-20 | *OT |
| Aug. 27 | at Detroit Lions..... | L | 7-34 | |

| 1984 (3-1-0) | | | | |
|--------------|------------------------------|-----|-------|-------|
| DATE | OPPONENT | W-L | SCORE | NOTES |
| Aug. 4 | at N.Y. Jets..... | W | 21-15 | |
| Aug. 11 | at Tampa Bay Buccaneers..... | L | 13-21 | |
| Aug. 18 | at Chicago Bears..... | W | 25-17 | |
| Aug. 24 | DETROIT LIONS..... | W | 35-14 | |

| 1985 (2-2-0) | | | | |
|--------------|----------------------------|-----|-------|-------|
| DATE | OPPONENT | W-L | SCORE | NOTES |
| Aug. 10 | KANSAS CITY CHIEFS..... | L | 27-35 | |
| Aug. 17 | N.Y. JETS..... | W | 24-20 | |
| Aug. 23 | at Detroit Lions..... | L | 17-31 | |
| Aug. 30 | at Indianapolis Colts..... | W | 31-21 | |

| 1986 (1-3-0) | | | | |
|--------------|----------------------------|-----|-------|-------|
| DATE | OPPONENT | W-L | SCORE | NOTES |
| Aug. 9 | at Kansas City Chiefs..... | L | 0-20 | |
| Aug. 16 | at N.Y. Jets..... | L | 17-28 | |
| Aug. 23 | GREEN BAY PACKERS..... | W | 34-12 | |
| Aug. 29 | DETROIT LIONS..... | L | 20-30 | |

| 1987 (2-2-0) | | | | |
|--------------|------------------------------|-----|-------|-------|
| DATE | OPPONENT | W-L | SCORE | NOTES |
| Aug. 15 | at Tampa Bay Buccaneers..... | W | 31-30 | |
| Aug. 22 | at Detroit Lions..... | L | 9-23 | |
| Aug. 29 | at Green Bay Packers..... | W | 28-20 | |
| Sept. 4 | NEW ORLEANS SAINTS..... | L | 14-26 | |

| 1988 (4-1-0) | | | | |
|--------------|------------------------------|-----|-------|--|
| DATE | OPPONENT | W-L | SCORE | NOTES |
| July 30 | vs. Los Angeles Rams..... | W | 14-7 | Afternoon game/Hall of Fame Game at Canton, Ohio |
| Aug. 6 | at Kansas City Chiefs..... | L | 21-34 | |
| Aug. 13 | at Buffalo Bills..... | W | 24-13 | |
| Aug. 20 | DETROIT LIONS..... | W | 24-7 | |
| Aug. 26 | at New England Patriots..... | W | 27-21 | |

| 1989 (2-2-0) | | | | |
|--------------|----------------------------|-----|-------|-------|
| DATE | OPPONENT | W-L | SCORE | NOTES |
| Aug. 13 | BUFFALO BILLS..... | W | 24-20 | |
| Aug. 19 | at Detroit Lions..... | W | 35-3 | |
| Aug. 28 | at New Orleans Saints..... | L | 10-27 | |
| Sept. 1 | at Minnesota Vikings..... | L | 10-17 | |

| 1990 (1-3-0) | | | | |
|--------------|------------------------------|-----|-------|-------|
| DATE | OPPONENT | W-L | SCORE | NOTES |
| Aug. 11 | at Tampa Bay Buccaneers..... | L | 17-30 | |
| Aug. 18 | at Atlanta Falcons..... | L | 17-34 | |
| Aug. 24 | at New England Patriots..... | W | 13-10 | *OT |
| Aug. 31 | DETROIT LIONS..... | L | 24-26 | |

| 1991 (2-2-0) | | | | |
|--------------|---------------------------|-----|-------|-----------------|
| DATE | OPPONENT | W-L | SCORE | NOTES |
| Aug. 2 | at Detroit Lions..... | L | 20-24 | |
| Aug. 10 | PHILADELPHIA EAGLES..... | L | 24-29 | |
| Aug. 17 | MINNESOTA VIKINGS..... | W | 27-24 | *OT |
| Aug. 24 | at Green Bay Packers..... | W | 19-16 | At Milwaukee*OT |

| 1992 (2-2-0) | | | | |
|--------------|-----------------------------|-----|-------|-------|
| DATE | OPPONENT | W-L | SCORE | NOTES |
| Aug. 9 | at N.Y. Giants..... | L | 7-13 | |
| Aug. 15 | at Philadelphia Eagles..... | L | 17-27 | |
| Aug. 22 | INDIANAPOLIS COLTS..... | W | 20-0 | |
| Aug. 28 | DETROIT LIONS..... | W | 34-17 | |

| 1993 (2-2-0) | | | | |
|--------------|----------------------------|-----|-------|-------|
| DATE | OPPONENT | W-L | SCORE | NOTES |
| Aug. 7 | N.Y. GIANTS..... | L | 16-27 | |
| Aug. 14 | at Indianapolis Colts..... | W | 24-7 | |
| Aug. 20 | at Detroit Lions..... | L | 7-30 | |
| Aug. 27 | PHILADELPHIA EAGLES..... | W | 23-3 | |

| 1994 (1-3-0) | | | | |
|--------------|------------------------------|-----|-------|-------|
| DATE | OPPONENT | W-L | SCORE | NOTES |
| Aug. 6 | at Tampa Bay Buccaneers..... | L | 16-17 | |
| Aug. 13 | INDIANAPOLIS COLTS..... | L | 21-26 | |
| Aug. 20 | at Philadelphia Eagles..... | L | 7-17 | |
| Aug. 26 | DETROIT LIONS..... | W | 38-14 | |

| 1995 (1-3-0) | | | | |
|--------------|----------------------------|-----|-------|-------|
| DATE | OPPONENT | W-L | SCORE | NOTES |
| Aug. 4 | at Indianapolis Colts..... | W | 34-21 | |
| Aug. 11 | TAMPA BAY BUCCANEERS..... | L | 7-31 | |
| Aug. 17 | at Detroit Lions..... | L | 13-20 | |
| Aug. 25 | N.Y. JETS..... | L | 24-30 | |

| 1996 (2-2-0) | | | | |
|--------------|-----------------------------|-----|-------|---|
| DATE | OPPONENT | W-L | SCORE | NOTES |
| Aug. 3 | INDIANAPOLIS COLTS..... | W | 28-25 | |
| Aug. 10 | at Arizona Cardinals..... | L | 10-13 | |
| Aug. 16 | at Washington Redskins..... | W | 28-7 | |
| Aug. 23 | DETROIT LIONS..... | L | 17-24 | Last game at "Riverfront" Stadium; renamed Cinergy Field for '96 regular season |

| 1997 (2-2-0) | | | | |
|--------------|----------------------------|-----|-------|-------|
| DATE | OPPONENT | W-L | SCORE | NOTES |
| Aug. 1 | at Indianapolis Colts..... | L | 16-20 | |
| Aug. 8 | at Detroit Lions..... | W | 27-23 | |
| Aug. 16 | MINNESOTA VIKINGS..... | W | 37-13 | |
| Aug. 22 | SEATTLE SEAHAWKS..... | L | 28-31 | |

| 1998 (1-3-0) | | | | |
|--------------|-------------------------|-----|-------|-------|
| DATE | OPPONENT | W-L | SCORE | NOTES |
| Aug. 8 | at N.Y. Giants..... | L | 17-24 | |
| Aug. 17 | INDIANAPOLIS COLTS..... | L | 27-30 | |
| Aug. 22 | DETROIT LIONS..... | W | 33-19 | |
| Aug. 28 | at Atlanta Falcons..... | L | 0-17 | |

| 1999 (0-4-0) | | | | |
|--------------|----------------------------|-----|-------|-------|
| DATE | OPPONENT | W-L | SCORE | NOTES |
| Aug. 14 | at Indianapolis Colts..... | L | 17-20 | |
| Aug. 20 | at Detroit Lions..... | L | 0-16 | |
| Aug. 28 | BUFFALO BILLS..... | L | 3-30 | |
| Sept. 3 | ATLANTA FALCONS..... | L | 16-28 | |

| 2000 (1-3-0) | | | | |
|--------------|-------------------------|-----|-------|-------|
| DATE | OPPONENT | W-L | SCORE | NOTES |
| Aug. 4 | at Buffalo Bills..... | L | 20-21 | |
| Aug. 11 | at Atlanta Falcons..... | L | 16-31 | |
| Aug. 19 | CHICAGO BEARS..... | W | 24-20 | |
| Aug. 25 | DETROIT LIONS..... | L | 13-21 | |

| 2001 (1-3-0) | | | | |
|--------------|-------------------------|-----|-------|-------|
| DATE | OPPONENT | W-L | SCORE | NOTES |
| Aug. 4 | at Chicago Bears..... | L | 13-16 | *OT |
| Aug. 10 | at Detroit Lions..... | W | 27-24 | |
| Aug. 25 | BUFFALO BILLS..... | L | 10-20 | |
| Aug. 30 | INDIANAPOLIS COLTS..... | L | 17-23 | |

| 2002 (2-2-0) | | | | |
|--------------|----------------------------|-----|-------|-------|
| DATE | OPPONENT | W-L | SCORE | NOTES |
| Aug. 9 | at Buffalo Bills | W | 24-17 | |
| Aug. 17 | at Indianapolis Colts..... | W | 22-10 | |
| Aug. 24 | NEW ORLEANS SAINTS | L | 23-31 | |
| Aug. 29 | ATLANTA FALCONS | L | 14-27 | |

2004 (2-2-0)

| DATE | OPPONENT | W-L | SCORE | NOTES |
|---------|-------------------------|-----|-------|-------|
| Aug. 16 | at Tampa Bay Buccaneers | L | 6-20 | |
| Aug. 21 | NEW ENGLAND PATRIOTS | W | 31-3 | |
| Aug. 28 | at Atlanta Falcons | L | 10-37 | |
| Sept. 3 | INDIANAPOLIS COLTS | W | 16-13 | |

2005 (2-2-0)

| DATE | OPPONENT | W-L | SCORE | NOTES |
|---------|------------------------|-----|-------|-------|
| Aug. 12 | NEW ENGLAND PATRIOTS | L | 13-23 | |
| Aug. 19 | at Washington Redskins | W | 24-17 | |
| Aug. 26 | at Philadelphia Eagles | L | 17-27 | |
| Sept. 2 | INDIANAPOLIS COLTS | W | 38-0 | |

2006 (4-0-0)

| DATE | OPPONENT | W-L | SCORE | NOTES |
|---------|-----------------------|-----|-------|-------|
| Aug. 13 | WASHINGTON REDSKINS | W | 19-3 | |
| Aug. 18 | at Buffalo Bills | W | 44-31 | |
| Aug. 28 | GREEN BAY PACKERS | W | 48-17 | |
| Sept. 1 | at Indianapolis Colts | W | 20-3 | |

2007 (1-3-0)

| DATE | OPPONENT | W-L | SCORE | NOTES |
|---------|--------------------|-----|-------|-------|
| Aug. 9 | at Detroit Lions | L | 26-27 | |
| Aug. 18 | NEW ORLEANS SAINTS | L | 19-27 | |
| Aug. 27 | at Atlanta Falcons | L | 19-24 | |
| Aug. 31 | INDIANAPOLIS COLTS | W | 14-6 | |

2008 (2-2-0)

| DATE | OPPONENT | W-L | SCORE | NOTES |
|---------|-----------------------|-----|-------|-------|
| Aug. 11 | at Green Bay Packers | W | 20-17 | |
| Aug. 17 | DETROIT LIONS | L | 10-27 | |
| Aug. 23 | NEW ORLEANS SAINTS | L | 0-13 | |
| Aug. 28 | at Indianapolis Colts | W | 27-7 | |

2009 (2-2-0)

| DATE | OPPONENT | W-L | SCORE | NOTES |
|---------|-------------------------|-----|-------|-------|
| Aug. 14 | at New Orleans Saints | L | 7-17 | |
| Aug. 20 | at New England Patriots | W | 7-6 | |
| Aug. 27 | ST. LOUIS RAMS | L | 21-24 | |
| Sept. 3 | INDIANAPOLIS COLTS | W | 38-7 | |

2010 (3-2-0)

| DATE | OPPONENT | W-L | SCORE | NOTES |
|---------|-----------------------|-----|-------|-----------------------------------|
| Aug. 8 | VS. DALLAS COWBOYS | L | 7-16 | Hall of Fame Game at Canton, Ohio |
| Aug. 15 | DENVER BRONCOS | W | 33-24 | |
| Aug. 20 | PHILADELPHIA EAGLES | W | 22-9 | |
| Aug. 28 | at Buffalo Bills | L | 20-35 | |
| Sept. 2 | at Indianapolis Colts | W | 30-28 | |

2011 (1-3-0)

| DATE | OPPONENT | W-L | SCORE | NOTES |
|---------|--------------------|-----|-------|-------|
| Aug. 12 | at Detroit Lions | L | 3-34 | |
| Aug. 21 | at N.Y. Jets | L | 7-27 | |
| Aug. 25 | CAROLINA PANTHERS | W | 24-13 | |
| Sept. 1 | INDIANAPOLIS COLTS | L | 13-17 | |

2012 (2-2-0)

| DATE | OPPONENT | W-L | SCORE | NOTES |
|---------|-----------------------|-----|-------|-------|
| Aug. 10 | N.Y. JETS | W | 17-6 | |
| Aug. 16 | at Atlanta Falcons | W | 24-19 | |
| Aug. 23 | GREEN BAY PACKERS | L | 13-27 | |
| Aug. 30 | at Indianapolis Colts | L | 16-20 | |

2013 (3-1-0)

| DATE | OPPONENT | W-L | SCORE | NOTES |
|---------|--------------------|-----|-------|-------|
| Aug. 8 | at Atlanta Falcons | W | 34-10 | |
| Aug. 17 | TENNESSEE TITANS | W | 27-19 | |
| Aug. 24 | at Dallas Cowboys | L | 18-24 | |
| Aug. 29 | INDIANAPOLIS COLTS | W | 27-10 | |

2014 (2-2-0)

| DATE | OPPONENT | W-L | SCORE | NOTES |
|---------|-----------------------|-----|-------|-------|
| Aug. 7 | at Kansas City Chiefs | L | 39-41 | |
| Aug. 16 | N.Y. JETS | L | 17-25 | |
| Aug. 24 | at Arizona Cardinals | W | 19-13 | |
| Aug. 28 | INDIANAPOLIS COLTS | W | 35-7 | |

2015 (3-1-0)

| DATE | OPPONENT | W-L | SCORE | NOTES |
|---------|-------------------------|-----|-------|-------|
| Aug. 14 | N.Y. GIANTS | W | 23-10 | |
| Aug. 24 | at Tampa Bay Buccaneers | L | 11-25 | |
| Aug. 29 | CHICAGO BEARS | W | 21-10 | |
| Sept. 3 | at Indianapolis Colts | W | 9-6 | |

2016 (1-3-0)

| DATE | OPPONENT | W-L | SCORE | NOTES |
|---------|-------------------------|-----|-------|-------|
| Aug. 12 | MINNESOTA VIKINGS | L | 16-17 | |
| Aug. 18 | at Detroit Lions | W | 30-14 | |
| Aug. 28 | at Jacksonville Jaguars | L | 21-26 | |
| Sept. 1 | INDIANAPOLIS COLTS | L | 10-13 | |

ALL-TIME RESULTS — BY OPPONENT

(The years listed are the seasons in which games were scheduled, not necessarily the calendar years in which games were played.)

ARIZONA CARDINALS

Bengals lead regular-season series, 6-5-0

(Cardinals franchise known as Phoenix prior to 1994 and in St. Louis prior to 1988)

| YEAR | DATE | SITE | W-L | SCORE |
|------|----------|------------|-----|-------|
| 1973 | Nov. 25 | Cincinnati | W | 42-24 |
| 1979 | Nov. 25 | Cincinnati | W | 34-28 |
| 1985 | Sept. 15 | St. Louis | L | 27-41 |
| 1988 | Sept. 4 | Cincinnati | W | 21-14 |
| 1994 | Dec. 18 | Arizona | L | 7-28 |
| 1997 | Aug. 31 | Cincinnati | W | 24-21 |
| 2000 | Dec. 3 | Cincinnati | W | 24-13 |
| 2003 | Nov. 2 | Arizona | L | 14-17 |
| 2007 | Nov. 18 | Cincinnati | L | 27-35 |
| 2011 | Dec. 24 | Cincinnati | W | 23-16 |
| 2015 | Nov. 22 | Arizona | L | 31-34 |

ATLANTA FALCONS

Bengals lead regular-season series, 8-5-0

| YEAR | DATE | SITE | W-L | SCORE |
|------|----------|------------|-----|-------|
| 1971 | Nov. 7 | Cincinnati | L | 6-9 |
| 1975 | Oct. 26 | Atlanta | W | 21-14 |
| 1978 | Dec. 3 | Cincinnati | W | 37-7 |
| 1981 | Dec. 20 | Atlanta | W | 30-28 |
| 1984 | Nov. 25 | Cincinnati | W | 35-14 |
| 1987 | Nov. 15 | Atlanta | W | 16-10 |
| 1990 | Oct. 28 | Atlanta | L | 17-38 |
| 1993 | Dec. 26 | Cincinnati | W | 21-17 |
| 1996 | Nov. 24 | Cincinnati | W | 41-31 |
| 2002 | Sept. 22 | Atlanta | L | 3-30 |
| 2006 | Oct. 29 | Cincinnati | L | 27-29 |
| 2010 | Oct. 24 | Atlanta | L | 32-39 |
| 2014 | Sept. 14 | Cincinnati | W | 24-10 |

BALTIMORE RAVENS

Regular-season series tied, 21-21-0

| YEAR | DATE | SITE | W-L | SCORE |
|------|----------|------------|--------|-------|
| 1996 | Nov. 3 | Baltimore | W | 24-21 |
| | Dec. 8 | Cincinnati | W | 21-14 |
| 1997 | Sept. 7 | Baltimore | L | 10-23 |
| | Dec. 21 | Cincinnati | W | 16-14 |
| 1998 | Sept. 27 | Baltimore | L | 24-31 |
| | Nov. 22 | Cincinnati | L | 13-20 |
| 1999 | Nov. 21 | Cincinnati | L | 31-34 |
| | Dec. 26 | Baltimore | L | 0-22 |
| 2000 | Sept. 24 | Baltimore | L | 0-37 |
| | Nov. 5 | Cincinnati | L | 7-27 |
| 2001 | Sept. 23 | Cincinnati | W | 21-10 |
| | Dec. 23 | Baltimore | L | 0-16 |
| 2002 | Nov. 10 | Baltimore | L | 27-38 |
| | Dec. 1 | Cincinnati | L | 23-27 |
| 2003 | Oct. 19 | Cincinnati | W | 34-26 |
| | Dec. 7 | Baltimore | L | 13-31 |
| 2004 | Sept. 26 | Cincinnati | L | 9-23 |
| | Dec. 5 | Baltimore | W | 27-26 |
| 2005 | Nov. 6 | Baltimore | W | 21-9 |
| | Nov. 27 | Cincinnati | W | 42-29 |
| 2006 | Nov. 5 | Baltimore | L | 20-26 |
| | Nov. 30 | Cincinnati | W | 13-7 |
| 2007 | Sept. 10 | Cincinnati | W | 27-20 |
| | Nov. 11 | Baltimore | W | 21-7 |
| 2008 | Sept. 7 | Baltimore | L | 10-17 |
| | Nov. 30 | Cincinnati | L | 3-34 |
| 2009 | Oct. 11 | Baltimore | W | 17-14 |
| | Nov. 8 | Cincinnati | W | 17-7 |
| 2010 | Sept. 19 | Cincinnati | W | 15-10 |
| | Jan. 2 | Baltimore | L | 7-13 |
| 2011 | Nov. 20 | Baltimore | L | 24-31 |
| | Jan. 1 | Cincinnati | L | 16-24 |
| 2012 | Sept. 10 | Baltimore | L | 13-44 |
| | Dec. 30 | Cincinnati | W | 23-17 |
| 2013 | Nov. 10 | Baltimore | L (OT) | 17-20 |
| | Dec. 29 | Cincinnati | W | 34-17 |
| 2014 | Sept. 7 | Baltimore | W | 23-16 |
| | Oct. 26 | Cincinnati | W | 27-24 |
| 2015 | Sept. 27 | Baltimore | W | 28-24 |
| | Jan. 3 | Cincinnati | W | 24-16 |
| 2016 | Nov. 27 | Baltimore | L | 14-19 |
| | Jan. 1 | Cincinnati | W | 27-10 |

BUFFALO BILLS

Bills lead regular-season series, 16-12-0

Bengals lead postseason series, 2-0

| YEAR | DATE | SITE | W-L | SCORE |
|------|----------|---------------|--------|-------|
| 1968 | Sept. 22 | Cincinnati | W | 34-23 |
| 1969 | Nov. 30 | Buffalo | L | 13-16 |
| 1970 | Nov. 8 | Buffalo | W | 43-14 |
| 1973 | Nov. 11 | Buffalo | W | 16-13 |
| 1975 | Nov. 17 | Cincinnati | W | 33-24 |
| 1978 | Oct. 22 | Buffalo | L | 0-5 |
| 1979 | Sept. 9 | Buffalo | L | 24-51 |
| 1980 | Nov. 16 | Cincinnati | L | 0-14 |
| 1981 | Sept. 27 | Cincinnati | W (OT) | 27-24 |
| | Jan. 3 | Cincinnati** | W | 28-21 |
| 1983 | Sept. 11 | Cincinnati | L | 6-10 |
| 1984 | Dec. 16 | Cincinnati | W | 52-21 |
| 1985 | Nov. 3 | Buffalo | W | 23-17 |
| 1986 | Sept. 14 | Cincinnati | W (OT) | 36-33 |
| 1988 | Nov. 27 | Cincinnati | W | 35-21 |
| | Jan. 8 | Cincinnati*** | W | 21-10 |
| 1989 | Nov. 26 | Buffalo | L | 7-24 |
| 1991 | Oct. 21 | Buffalo | L | 16-35 |
| 1996 | Nov. 17 | Buffalo | L | 17-31 |
| 1998 | Dec. 6 | Cincinnati | L | 20-33 |
| 2002 | Dec. 29 | Buffalo | L | 9-27 |
| 2003 | Oct. 5 | Buffalo | L (OT) | 16-22 |
| 2004 | Dec. 19 | Cincinnati | L | 17-33 |
| 2005 | Dec. 24 | Cincinnati | L | 27-37 |
| 2007 | Nov. 4 | Buffalo | L | 21-33 |
| 2010 | Nov. 21 | Cincinnati | L | 31-49 |
| 2011 | Oct. 2 | Cincinnati | W | 23-20 |
| 2013 | Oct. 13 | Buffalo | W (OT) | 27-24 |
| 2015 | Oct. 18 | Buffalo | W | 34-21 |
| 2016 | Nov. 20 | Cincinnati | L | 12-16 |

AFC Divisional Playoff; *AFC Championship

CAROLINA PANTHERS

Regular-season series tied, 2-2-1

| YEAR | DATE | SITE | W-L | SCORE |
|------|----------|------------|--------|-------|
| 1999 | Sept. 26 | Carolina | L | 3-27 |
| 2002 | Dec. 8 | Carolina | L | 31-52 |
| 2006 | Oct. 22 | Cincinnati | W | 17-14 |
| 2010 | Sept. 26 | Carolina | W | 20-7 |
| 2014 | Oct. 12 | Cincinnati | T (OT) | 37-37 |

CLEVELAND BROWNS

Bengals lead regular-season series, 48-39-0

| YEAR | DATE | SITE | W-L | SCORE |
|------|----------|------------|----------|-------|
| 1970 | Oct. 11 | Cleveland | L | 27-30 |
| | Nov. 15 | Cincinnati | W | 14-10 |
| 1971 | Oct. 17 | Cincinnati | L | 24-27 |
| | Dec. 5 | Cleveland | L | 27-31 |
| 1972 | Oct. 1 | Cleveland | L | 6-27 |
| | Dec. 9 | Cincinnati | L | 24-27 |
| 1973 | Oct. 7 | Cleveland | L | 10-17 |
| | Dec. 9 | Cincinnati | W | 34-17 |
| 1974 | Sept. 15 | Cincinnati | W | 33-7 |
| | Oct. 13 | Cleveland | W | 34-24 |
| 1975 | Sept. 21 | Cincinnati | W | 24-17 |
| | Nov. 23 | Cleveland | L | 23-35 |
| 1976 | Oct. 3 | Cleveland | W | 45-24 |
| | Oct. 31 | Cincinnati | W | 21-6 |
| 1977 | Sept. 18 | Cincinnati | L | 3-13 |
| | Nov. 6 | Cleveland | W | 10-7 |
| 1978 | Sept. 10 | Cleveland | L (OT) | 10-13 |
| | Dec. 17 | Cincinnati | W | 48-16 |
| 1979 | Oct. 21 | Cleveland | L | 27-28 |
| | Dec. 16 | Cincinnati | W | 16-12 |
| 1980 | Nov. 23 | Cleveland | L | 7-31 |
| | Dec. 21 | Cincinnati | L | 24-27 |
| 1981 | Sept. 20 | Cincinnati | L | 17-20 |
| | Nov. 29 | Cleveland | W | 41-21 |
| 1982 | Sept. 27 | Cleveland | CANCELED | |
| | Dec. 12 | Cincinnati | W | 23-10 |
| 1983 | Sept. 15 | Cleveland | L | 7-17 |
| | Oct. 23 | Cincinnati | W | 28-21 |
| 1984 | Oct. 21 | Cincinnati | W | 12-9 |
| | Dec. 2 | Cleveland | W (OT) | 20-17 |
| 1985 | Nov. 10 | Cincinnati | W | 27-10 |
| | Nov. 24 | Cleveland | L | 6-24 |
| 1986 | Sept. 18 | Cleveland | W | 30-13 |
| | Dec. 14 | Cincinnati | L | 3-34 |
| 1987 | Oct. 18 | Cincinnati | L | 0-34 |
| | Dec. 13 | Cleveland | L | 24-38 |
| 1988 | Sept. 25 | Cincinnati | W | 24-17 |
| | Oct. 30 | Cleveland | L | 16-23 |
| 1989 | Sept. 25 | Cincinnati | W | 21-14 |
| | Dec. 3 | Cleveland | W | 21-0 |
| 1990 | Oct. 22 | Cleveland | W | 34-13 |
| | Dec. 30 | Cincinnati | W | 21-14 |
| 1991 | Sept. 15 | Cleveland | L | 13-14 |
| | Nov. 3 | Cincinnati | W | 23-21 |
| 1992 | Nov. 1 | Cincinnati | W | 30-10 |
| | Dec. 6 | Cleveland | L | 21-37 |
| 1993 | Sept. 5 | Cleveland | L | 14-27 |
| | Oct. 17 | Cincinnati | L | 17-28 |
| 1994 | Sept. 4 | Cincinnati | L | 20-28 |
| | Oct. 23 | Cleveland | L | 13-37 |
| 1995 | Oct. 29 | Cincinnati | L (OT) | 26-29 |
| | Dec. 17 | Cleveland | L | 10-26 |
| 1999 | Oct. 10 | Cleveland | W | 18-17 |
| | Dec. 12 | Cincinnati | W | 44-28 |
| 2000 | Sept. 10 | Cincinnati | L | 7-24 |
| | Oct. 29 | Cleveland | W | 12-3 |
| 2001 | Oct. 14 | Cincinnati | W | 24-14 |
| | Nov. 25 | Cleveland | L | 0-18 |
| 2002 | Sept. 15 | Cleveland | L | 7-20 |
| | Nov. 17 | Cincinnati | L | 20-27 |
| 2003 | Sept. 28 | Cleveland | W | 21-14 |
| | Dec. 28 | Cincinnati | L | 14-22 |
| 2004 | Oct. 17 | Cleveland | L | 17-34 |
| | Nov. 28 | Cincinnati | W | 58-48 |
| 2005 | Sept. 11 | Cleveland | W | 27-13 |
| | Dec. 11 | Cincinnati | W | 23-20 |
| 2006 | Sept. 17 | Cincinnati | W | 34-17 |
| | Nov. 26 | Cleveland | W | 30-0 |
| 2007 | Sept. 16 | Cleveland | L | 45-51 |
| | Dec. 23 | Cincinnati | W | 19-14 |
| 2008 | Sept. 28 | Cincinnati | L | 12-20 |
| | Dec. 21 | Cleveland | W | 14-0 |
| 2009 | Oct. 4 | Cleveland | W (OT) | 23-20 |
| | Nov. 29 | Cincinnati | W | 16-7 |
| 2010 | Oct. 3 | Cleveland | L | 20-23 |
| | Dec. 19 | Cincinnati | W | 19-17 |
| 2011 | Sept. 11 | Cleveland | W | 27-17 |
| | Nov. 27 | Cincinnati | W | 23-20 |
| 2012 | Sept. 16 | Cincinnati | W | 34-27 |
| | Oct. 14 | Cleveland | L | 24-34 |
| 2013 | Sept. 29 | Cleveland | L | 6-17 |
| | Nov. 17 | Cincinnati | W | 41-20 |
| 2014 | Nov. 6 | Cincinnati | L | 3-24 |
| | Dec. 14 | Cleveland | W | 30-0 |
| 2015 | Nov. 5 | Cincinnati | W | 31-10 |
| | Dec. 6 | Cleveland | W | 37-3 |
| 2016 | Oct. 23 | Cincinnati | W | 31-17 |
| | Dec. 11 | Cleveland | W | 23-10 |

DALLAS COWBOYS

Cowboys lead regular-season series, 8-4-0

| YEAR | DATE | SITE | W-L | SCORE |
|------|----------|------------|----------|-------|
| 1973 | Nov. 4 | Dallas | L | 10-38 |
| 1979 | Sept. 30 | Dallas | L | 13-38 |
| 1982 | Oct. 24 | Cincinnati | CANCELED | |
| 1985 | Dec. 8 | Cincinnati | W | 50-24 |
| 1988 | Nov. 20 | Dallas | W | 38-24 |
| 1991 | Oct. 13 | Dallas | L | 23-35 |
| 1994 | Oct. 30 | Cincinnati | L | 20-23 |
| 1997 | Dec. 14 | Cincinnati | W | 31-24 |
| 2000 | Nov. 12 | Dallas | L | 6-23 |
| 2004 | Nov. 7 | Cincinnati | W | 26-3 |
| 2008 | Oct. 5 | Dallas | L | 22-31 |
| 2012 | Dec. 9 | Cincinnati | L | 19-20 |
| 2016 | Oct. 9 | Dallas | L | 14-28 |

DENVER BRONCOS

Broncos lead regular-season series, 21-9-0

| YEAR | DATE | SITE | W-L | SCORE |
|------|----------|------------|--------|-------|
| 1968 | Sept. 15 | Cincinnati | W | 24-10 |
| | Oct. 6 | Denver | L | 7-10 |
| 1969 | Oct. 19 | Cincinnati | L | 23-30 |
| | Dec. 14 | Denver | L | 16-27 |
| 1971 | Nov. 14 | Denver | W | 24-10 |
| 1972 | Oct. 8 | Cincinnati | W | 21-10 |
| 1973 | Sept. 16 | Denver | L | 10-28 |
| 1975 | Nov. 9 | Denver | W | 17-16 |
| 1976 | Sept. 12 | Cincinnati | W | 17-7 |
| 1977 | Oct. 23 | Cincinnati | L | 13-24 |
| 1979 | Sept. 2 | Denver | L | 0-10 |
| 1981 | Nov. 22 | Cincinnati | W | 38-21 |
| 1983 | Oct. 16 | Denver | L | 17-24 |
| 1984 | Sept. 2 | Denver | L | 17-20 |
| 1986 | Nov. 30 | Denver | L | 28-34 |
| 1991 | Sept. 1 | Denver | L | 14-45 |
| 1994 | Nov. 27 | Denver | L | 13-15 |
| 1996 | Sept. 29 | Cincinnati | L | 10-14 |
| 1997 | Sept. 21 | Denver | L | 20-38 |
| 1998 | Nov. 1 | Cincinnati | L | 26-33 |
| 2000 | Oct. 22 | Cincinnati | W | 31-21 |
| 2003 | Sept. 7 | Cincinnati | L | 10-30 |
| 2004 | Oct. 25 | Cincinnati | W | 23-10 |
| 2006 | Dec. 24 | Denver | L | 23-24 |
| 2009 | Sept. 13 | Cincinnati | L | 7-12 |
| 2011 | Sept. 18 | Denver | L | 22-24 |
| 2012 | Nov. 4 | Cincinnati | L | 23-31 |
| 2014 | Dec. 22 | Cincinnati | W | 37-28 |
| 2015 | Dec. 28 | Denver | L (OT) | 17-20 |
| 2016 | Sept. 25 | Cincinnati | L | 17-29 |

DETROIT LIONS

Bengals lead regular-season series, 8-3-0

| YEAR | DATE | SITE | W-L | SCORE |
|------|----------|------------|--------|-------|
| 1970 | Sept. 27 | Detroit | L | 3-38 |
| 1974 | Dec. 8 | Cincinnati | L | 19-23 |
| 1983 | Dec. 11 | Cincinnati | W | 17-9 |
| 1986 | Nov. 2 | Detroit | W | 24-17 |
| 1989 | Nov. 19 | Cincinnati | W | 42-7 |
| 1992 | Nov. 22 | Cincinnati | L | 13-19 |
| 1998 | Sept. 13 | Detroit | W (OT) | 34-28 |
| 2001 | Oct. 28 | Detroit | W | 31-27 |
| 2005 | Dec. 18 | Detroit | W | 41-17 |
| 2009 | Dec. 6 | Cincinnati | W | 23-13 |
| 2013 | Oct. 20 | Detroit | W | 27-24 |

GREEN BAY PACKERS

Bengals lead regular-season series, 7-5-0

| YEAR | DATE | SITE | W-L | SCORE |
|------|----------|------------|-----|-------|
| 1971 | Oct. 3 | Green Bay | L | 17-20 |
| 1976 | Sept. 26 | Cincinnati | W | 28-7 |
| 1977 | Oct. 9 | Green Bay | W | 17-7 |
| 1980 | Oct. 5 | Green Bay | L | 9-14 |
| 1983 | Oct. 30 | Cincinnati | W | 34-14 |
| 1986 | Oct. 5 | Green Bay | W | 34-28 |
| 1992 | Sept. 20 | Green Bay | L | 23-24 |
| 1995 | Dec. 3 | Green Bay | L | 10-24 |
| 1998 | Sept. 20 | Cincinnati | L | 6-13 |
| 2005 | Oct. 30 | Cincinnati | W | 21-14 |
| 2009 | Sept. 20 | Green Bay | W | 31-24 |
| 2013 | Sept. 22 | Cincinnati | W | 34-30 |

HOUSTON TEXANS

Texans lead regular-season series, 5-4-0

Texans lead postseason series, 2-0

| YEAR | DATE | SITE | W-L | SCORE |
|------|---------|------------|-----|-------|
| 2002 | Nov. 3 | Houston | W | 38-3 |
| 2003 | Nov. 9 | Cincinnati | W | 34-27 |
| 2005 | Oct. 2 | Cincinnati | W | 16-10 |
| 2008 | Oct. 26 | Houston | L | 6-35 |
| 2009 | Oct. 18 | Cincinnati | L | 17-28 |
| 2011 | Dec. 11 | Cincinnati | L | 19-20 |
| | Jan. 7 | Houston* | L | 10-31 |
| 2012 | Jan. 5 | Houston* | L | 13-19 |
| 2014 | Nov. 23 | Houston | W | 22-13 |
| 2015 | Nov. 16 | Cincinnati | L | 6-10 |
| 2016 | Dec. 24 | Houston | L | 10-12 |

*AFC Wild Card Playoff

INDIANAPOLIS COLTS

Colts lead regular-season series, 17-10-0

Colts lead postseason series, 2-0

(Colts franchise in Baltimore prior to 1984)

| YEAR | DATE | SITE | W-L | SCORE |
|------|----------|---------------|--------|-------|
| 1970 | Dec. 26 | Baltimore** | L | 0-17 |
| 1972 | Nov. 19 | Cincinnati | L | 19-20 |
| 1974 | Nov. 3 | Baltimore | W | 24-14 |
| 1976 | Sept. 19 | Baltimore | L | 27-28 |
| 1979 | Nov. 4 | Baltimore | L | 28-38 |
| 1980 | Dec. 7 | Cincinnati | W | 34-33 |
| 1981 | Oct. 11 | Baltimore | W | 41-19 |
| 1982 | Dec. 5 | Baltimore | W | 20-17 |
| 1983 | Oct. 2 | Cincinnati | L | 31-34 |
| 1987 | Sept. 13 | Indianapolis | W | 23-21 |
| 1989 | Oct. 22 | Cincinnati | L | 12-23 |
| 1990 | Nov. 25 | Cincinnati | L | 20-34 |
| 1992 | Dec. 27 | Cincinnati | L | 17-21 |
| 1993 | Sept. 12 | Cincinnati | L | 6-9 |
| 1994 | Nov. 20 | Cincinnati | L | 13-17 |
| 1995 | Sept. 3 | Indianapolis | W (OT) | 24-21 |
| 1996 | Dec. 22 | Cincinnati | W | 31-24 |
| 1997 | Nov. 9 | Indianapolis | W | 28-13 |
| 1998 | Dec. 13 | Indianapolis | L | 26-39 |
| 1999 | Oct. 24 | Indianapolis | L | 10-31 |
| 2002 | Oct. 6 | Indianapolis | L | 21-28 |
| 2005 | Nov. 20 | Cincinnati | L | 37-45 |
| 2006 | Dec. 18 | Indianapolis | L | 16-34 |
| 2008 | Dec. 7 | Indianapolis | L | 3-35 |
| 2010 | Nov. 14 | Indianapolis | L | 17-23 |
| 2011 | Oct. 16 | Cincinnati | W | 27-17 |
| 2013 | Dec. 8 | Cincinnati | W | 42-28 |
| 2014 | Oct. 19 | Indianapolis | L | 0-27 |
| | Jan. 4 | Indianapolis* | L | 10-26 |

*AFC Wild Card Playoff; **AFC Divisional Playoff

JACKSONVILLE JAGUARS

Jaguars lead regular-season series, 11-9-0

| YEAR | DATE | SITE | W-L | SCORE |
|------|----------|--------------|-----|-------|
| 1995 | Sept. 10 | Cincinnati | W | 24-17 |
| | Nov. 26 | Jacksonville | W | 17-13 |
| 1996 | Oct. 27 | Cincinnati | W | 28-21 |
| | Dec. 1 | Jacksonville | L | 27-30 |
| 1997 | Oct. 5 | Jacksonville | L | 13-21 |
| | Nov. 23 | Cincinnati | W | 31-26 |
| 1998 | Nov. 8 | Jacksonville | L | 11-24 |
| | Nov. 29 | Cincinnati | L | 17-34 |
| 1999 | Oct. 31 | Cincinnati | L | 10-41 |
| | Jan. 2 | Jacksonville | L | 7-24 |
| 2000 | Sept. 17 | Jacksonville | L | 0-13 |
| | Dec. 17 | Cincinnati | W | 17-14 |
| 2001 | Nov. 11 | Jacksonville | L | 13-30 |
| | Dec. 9 | Cincinnati | L | 10-14 |
| 2002 | Dec. 15 | Cincinnati | L | 15-29 |
| 2005 | Oct. 9 | Jacksonville | L | 20-23 |
| 2008 | Nov. 2 | Cincinnati | W | 21-19 |
| 2011 | Oct. 9 | Jacksonville | W | 30-20 |
| 2012 | Sept. 30 | Jacksonville | W | 27-10 |
| 2014 | Nov. 2 | Cincinnati | W | 33-23 |

KANSAS CITY CHIEFS

Bengals lead regular-season series, 15-13-0

| YEAR | DATE | SITE | W-L | SCORE |
|------|----------|-------------|--------|-------|
| 1968 | Oct. 13 | Kansas City | L | 3-13 |
| | Nov. 10 | Cincinnati | L | 9-16 |
| 1969 | Sept. 28 | Cincinnati | W | 24-19 |
| | Oct. 26 | Kansas City | L | 22-42 |
| 1970 | Oct. 18 | Cincinnati | L | 19-27 |
| 1972 | Oct. 15 | Kansas City | W | 23-16 |
| 1973 | Oct. 21 | Cincinnati | W | 14-6 |
| 1974 | Nov. 24 | Cincinnati | W | 33-6 |
| 1976 | Nov. 21 | Kansas City | W | 27-24 |
| 1977 | Dec. 4 | Kansas City | W | 27-7 |
| 1978 | Sept. 3 | Cincinnati | L | 23-24 |
| 1979 | Oct. 7 | Cincinnati | L | 7-10 |
| 1980 | Nov. 30 | Kansas City | W | 20-6 |
| 1983 | Nov. 13 | Kansas City | L | 15-20 |
| 1984 | Sept. 9 | Cincinnati | L | 22-27 |
| 1986 | Sept. 7 | Kansas City | L | 14-24 |
| 1987 | Dec. 6 | Cincinnati | W (OT) | 30-27 |
| 1988 | Nov. 13 | Kansas City | L | 28-31 |
| 1989 | Oct. 1 | Kansas City | W | 21-17 |
| 1993 | Oct. 10 | Kansas City | L | 15-17 |
| 2003 | Nov. 16 | Cincinnati | W | 24-19 |
| 2005 | Jan. 1 | Kansas City | L | 3-37 |
| 2006 | Sept. 10 | Kansas City | W | 23-10 |
| 2007 | Oct. 14 | Kansas City | L | 20-27 |
| 2008 | Dec. 28 | Cincinnati | W | 16-6 |
| 2009 | Dec. 27 | Cincinnati | W | 17-10 |
| 2012 | Nov. 18 | Kansas City | W | 28-6 |
| 2015 | Oct. 4 | Cincinnati | W | 36-21 |

LOS ANGELES RAMS

Bengals lead regular-season series, 8-5-0

NEW ORLEANS SAINTS

Bengals lead regular-season series, 7-6-0

| YEAR | DATE | SITE | W-L | SCORE |
|------|----------|-------------|-----|-------|
| 1970 | Nov. 29 | Cincinnati | W | 26-6 |
| 1975 | Sept. 28 | New Orleans | W | 21-0 |
| 1978 | Sept. 24 | Cincinnati | L | 18-20 |
| 1981 | Oct. 25 | New Orleans | L | 7-17 |
| 1984 | Dec. 9 | New Orleans | W | 24-21 |
| 1987 | Dec. 20 | Cincinnati | L | 24-41 |
| 1990 | Nov. 4 | Cincinnati | L | 7-21 |
| 1993 | Jan. 2 | New Orleans | L | 13-20 |
| 1996 | Sept. 15 | Cincinnati | W | 30-15 |
| 2002 | Dec. 22 | Cincinnati | W | 20-13 |
| 2006 | Nov. 19 | New Orleans | W | 31-16 |
| 2010 | Dec. 5 | Cincinnati | L | 30-34 |
| 2014 | Nov. 16 | New Orleans | W | 27-10 |

N.Y. GIANTS

Bengals lead regular-season series, 6-4-0

| YEAR | DATE | SITE | W-L | SCORE |
|------|----------|------------|----------|-------|
| 1972 | Dec. 3 | Cincinnati | W | 13-10 |
| 1977 | Nov. 27 | Cincinnati | W | 30-13 |
| 1982 | Oct. 17 | New York | CANCELED | |
| 1985 | Oct. 13 | Cincinnati | W | 35-30 |
| 1991 | Dec. 1 | Cincinnati | W | 27-24 |
| 1994 | Dec. 11 | New York | L | 20-27 |
| 1997 | Oct. 26 | New York | L | 27-29 |
| 2004 | Dec. 26 | Cincinnati | W | 23-22 |
| 2008 | Sept. 21 | New York | L (OT) | 23-26 |
| 2012 | Nov. 11 | Cincinnati | W | 31-13 |
| 2016 | Nov. 14 | New York | L | 20-21 |

N.Y. JETS

Jets lead regular-season series, 15-9-0

Jets lead postseason series, 2-0

| YEAR | DATE | SITE | W-L | SCORE |
|------|----------|-------------|-----|-------|
| 1968 | Dec. 8 | New York | L | 14-27 |
| 1969 | Oct. 12 | Cincinnati | L | 7-21 |
| | Nov. 23 | New York | L | 7-40 |
| 1971 | Dec. 19 | New York | L | 21-35 |
| 1973 | Nov. 18 | Cincinnati | W | 20-14 |
| 1976 | Dec. 12 | New York | W | 42-3 |
| 1981 | Sept. 13 | New York | W | 31-30 |
| 1982 | Jan. 9 | Cincinnati+ | L | 17-44 |
| 1984 | Sept. 16 | New York | L | 23-43 |
| 1985 | Oct. 6 | Cincinnati | L | 20-29 |
| 1986 | Dec. 21 | Cincinnati | W | 52-21 |
| 1987 | Nov. 29 | New York | L | 20-27 |
| 1988 | Oct. 9 | Cincinnati | W | 36-19 |
| 1990 | Sept. 9 | Cincinnati | W | 25-20 |
| 1992 | Nov. 15 | New York | L | 14-17 |
| 1993 | Nov. 21 | New York | L | 12-17 |
| 1997 | Sept. 28 | Cincinnati | L | 14-31 |
| 2001 | Dec. 16 | New York | L | 14-15 |
| 2004 | Sept. 12 | New York | L | 24-31 |
| 2007 | Oct. 21 | Cincinnati | W | 38-31 |
| 2008 | Oct. 12 | New York | L | 14-26 |
| 2009 | Jan. 3 | New York | L | 0-37 |
| | Jan. 9 | Cincinnati* | L | 14-24 |
| 2010 | Nov. 25 | New York | L | 10-26 |
| 2013 | Oct. 27 | Cincinnati | W | 49-9 |
| 2016 | Sept. 11 | New York | W | 23-22 |

*AFC First-Round Playoff; *AFC Wild Card Playoff

OAKLAND RAIDERS

Raiders lead regular-season series, 18-10-0

Raiders lead postseason series, 2-0

(Raiders franchise in Los Angeles from 1982-94)

| YEAR | DATE | SITE | W-L | SCORE |
|------|----------|---------------|--------|-------|
| 1968 | Oct. 27 | Oakland | L | 10-31 |
| | Nov. 24 | Cincinnati | L | 0-34 |
| 1969 | Nov. 2 | Cincinnati | W | 31-17 |
| | Dec. 7 | Oakland | L | 17-37 |
| 1970 | Sept. 20 | Cincinnati | W | 31-21 |
| 1971 | Oct. 24 | Oakland | L | 27-31 |
| 1972 | Nov. 12 | Cincinnati | L | 14-20 |
| 1974 | Oct. 20 | Oakland | L | 27-30 |
| 1975 | Oct. 19 | Cincinnati | W | 14-10 |
| | Dec. 28 | Oakland** | L | 28-31 |
| 1976 | Dec. 6 | Oakland | L | 20-35 |
| 1978 | Nov. 13 | Cincinnati | L | 21-34 |
| 1980 | Nov. 9 | Oakland | L | 17-28 |
| 1982 | Nov. 28 | Cincinnati | W | 31-17 |
| 1983 | Sept. 4 | Cincinnati | L | 10-20 |
| 1985 | Nov. 17 | Los Angeles | L | 6-13 |
| 1988 | Oct. 2 | Los Angeles | W | 45-21 |
| 1989 | Nov. 5 | Los Angeles | L | 7-28 |
| 1990 | Dec. 16 | Los Angeles | L | 7-24 |
| | Jan. 13 | Los Angeles** | L | 10-20 |
| 1991 | Nov. 24 | Cincinnati | L | 14-38 |
| 1992 | Sept. 13 | Cincinnati | W (OT) | 24-21 |
| 1993 | Nov. 28 | Cincinnati | W | 16-10 |
| 1995 | Nov. 5 | Cincinnati | L | 17-20 |
| 1998 | Oct. 25 | Oakland | L | 10-27 |
| 2003 | Sept. 14 | Oakland | L | 20-23 |
| 2006 | Dec. 10 | Cincinnati | W | 27-10 |
| 2009 | Nov. 22 | Oakland | L | 17-20 |
| 2012 | Nov. 25 | Cincinnati | W | 34-10 |
| 2015 | Sept. 13 | Oakland | W | 33-13 |

**AFC Divisional Playoff

PHILADELPHIA EAGLES

Bengals lead regular-season series, 9-3-1

| YEAR | DATE | SITE | W-L | SCORE |
|------|----------|--------------|--------|-------|
| 1971 | Sept. 19 | Cincinnati | W | 37-14 |
| 1975 | Dec. 7 | Philadelphia | W | 31-0 |
| 1979 | Oct. 28 | Cincinnati | W | 37-13 |
| 1982 | Nov. 21 | Philadelphia | W | 18-14 |
| 1988 | Sept. 11 | Philadelphia | W | 28-24 |
| 1991 | Nov. 17 | Philadelphia | L | 10-17 |
| 1994 | Dec. 24 | Cincinnati | W | 33-30 |
| 1997 | Nov. 30 | Philadelphia | L | 42-44 |
| 2000 | Dec. 24 | Philadelphia | L | 7-16 |
| 2004 | Jan. 2 | Philadelphia | W | 38-10 |
| 2008 | Nov. 16 | Cincinnati | T (OT) | 13-13 |
| 2012 | Dec. 13 | Philadelphia | W | 34-13 |
| 2016 | Dec. 4 | Cincinnati | W | 32-14 |

PITTSBURGH STEELERS

Steelers lead regular-season series, 58-35-0

Steelers lead postseason series, 2-0

| YEAR | DATE | SITE | W-L | SCORE |
|------|----------|------------|----------|-------|
| 1970 | Nov. 2 | Pittsburgh | L | 10-21 |
| | Nov. 22 | Cincinnati | W | 34-7 |
| 1971 | Sept. 26 | Pittsburgh | L | 10-21 |
| | Dec. 12 | Cincinnati | L | 13-21 |
| 1972 | Sept. 24 | Cincinnati | W | 15-10 |
| | Nov. 5 | Pittsburgh | L | 17-40 |
| 1973 | Oct. 14 | Cincinnati | W | 19-7 |
| | Oct. 28 | Pittsburgh | L | 13-20 |
| 1974 | Nov. 10 | Cincinnati | W | 17-10 |
| | Dec. 14 | Pittsburgh | L | 3-27 |
| 1975 | Nov. 2 | Cincinnati | L | 24-30 |
| | Dec. 13 | Pittsburgh | L | 14-35 |
| 1976 | Oct. 17 | Pittsburgh | L | 6-23 |
| | Nov. 28 | Cincinnati | L | 3-7 |
| 1977 | Oct. 17 | Pittsburgh | L | 14-20 |
| | Dec. 10 | Cincinnati | W | 17-10 |
| 1978 | Sept. 17 | Cincinnati | L | 3-28 |
| | Nov. 19 | Pittsburgh | L | 6-7 |
| 1979 | Oct. 14 | Cincinnati | W | 34-10 |
| | Dec. 2 | Pittsburgh | L | 17-37 |
| 1980 | Sept. 21 | Cincinnati | W | 30-28 |
| | Oct. 12 | Pittsburgh | W | 17-16 |
| 1981 | Oct. 18 | Cincinnati | W | 34-7 |
| | Dec. 13 | Pittsburgh | W | 17-10 |
| 1982 | Sept. 19 | Pittsburgh | L (OT) | 20-26 |
| | Oct. 31 | Cincinnati | CANCELED | |
| 1983 | Oct. 10 | Cincinnati | L | 14-24 |
| | Dec. 4 | Pittsburgh | W | 23-10 |
| 1984 | Oct. 1 | Pittsburgh | L | 17-38 |
| | Nov. 11 | Cincinnati | W | 22-20 |
| 1985 | Sept. 30 | Pittsburgh | W | 37-24 |
| | Oct. 27 | Cincinnati | W | 26-21 |
| 1986 | Oct. 13 | Cincinnati | W | 24-22 |
| | Oct. 26 | Pittsburgh | L | 9-30 |
| 1987 | Oct. 25 | Pittsburgh | L | 20-23 |
| | Nov. 22 | Cincinnati | L | 16-30 |
| 1988 | Sept. 18 | Pittsburgh | W | 17-12 |
| | Nov. 6 | Cincinnati | W | 42-7 |
| 1989 | Sept. 17 | Cincinnati | W | 41-10 |
| | Oct. 8 | Pittsburgh | W | 26-16 |

| | | | | |
|------|----------|-------------|--------|-------|
| 1990 | Nov. 18 | Cincinnati | W | 27-3 |
| | Dec. 2 | Pittsburgh | W | 16-12 |
| 1991 | Nov. 10 | Cincinnati | L (OT) | 27-33 |
| | Dec. 15 | Pittsburgh | L | 10-17 |
| 1992 | Oct. 19 | Pittsburgh | L | 0-20 |
| | Nov. 29 | Cincinnati | L | 9-21 |
| 1993 | Sept. 19 | Pittsburgh | L | 7-34 |
| | Nov. 7 | Cincinnati | L | 16-24 |
| 1994 | Oct. 16 | Pittsburgh | L | 10-14 |
| | Dec. 4 | Cincinnati | L | 15-38 |
| 1995 | Oct. 19 | Pittsburgh | W | 27-9 |
| | Nov. 19 | Cincinnati | L | 31-49 |
| 1996 | Oct. 13 | Pittsburgh | L | 10-20 |
| | Nov. 10 | Cincinnati | W | 34-24 |
| 1997 | Oct. 19 | Cincinnati | L | 10-26 |
| | Nov. 16 | Pittsburgh | L | 3-20 |
| 1998 | Oct. 11 | Cincinnati | W | 25-20 |
| | Dec. 20 | Pittsburgh | W | 25-24 |
| 1999 | Oct. 17 | Cincinnati | L | 3-17 |
| | Nov. 28 | Pittsburgh | W | 27-20 |
| 2000 | Oct. 15 | Pittsburgh | L | 0-15 |
| | Nov. 26 | Cincinnati | L | 28-48 |
| 2001 | Oct. 7 | Pittsburgh | L | 7-16 |
| | Dec. 30 | Cincinnati | W (OT) | 26-23 |
| 2002 | Oct. 13 | Cincinnati | L | 7-34 |
| | Nov. 24 | Pittsburgh | L | 21-29 |
| 2003 | Sept. 21 | Cincinnati | L | 10-17 |
| | Nov. 30 | Pittsburgh | W | 24-20 |
| 2004 | Oct. 3 | Pittsburgh | L | 17-28 |
| | Nov. 21 | Cincinnati | L | 14-19 |
| 2005 | Oct. 23 | Cincinnati | L | 13-27 |
| | Dec. 4 | Pittsburgh | W | 38-31 |
| | Jan. 8 | Cincinnati* | L | 17-31 |
| 2006 | Sept. 24 | Pittsburgh | W | 28-20 |
| | Dec. 31 | Cincinnati | L (OT) | 17-23 |
| 2007 | Oct. 28 | Cincinnati | L | 13-24 |
| | Dec. 2 | Pittsburgh | L | 10-24 |
| 2008 | Oct. 19 | Cincinnati | L | 10-38 |
| | Nov. 20 | Pittsburgh | L | 10-27 |
| 2009 | Sept. 27 | Cincinnati | W | 23-20 |
| | Nov. 15 | Pittsburgh | W | 18-12 |
| 2010 | Nov. 8 | Cincinnati | L | 21-27 |
| | Dec. 12 | Pittsburgh | L | 7-23 |
| 2011 | Nov. 13 | Cincinnati | L | 17-24 |
| | Dec. 4 | Pittsburgh | L | 7-35 |
| 2012 | Oct. 21 | Cincinnati | L | 17-24 |
| | Dec. 23 | Pittsburgh | W | 13-10 |
| 2013 | Sept. 16 | Cincinnati | W | 20-10 |
| | Dec. 15 | Pittsburgh | L | 20-30 |
| 2014 | Dec. 7 | Cincinnati | L | 21-42 |
| | Dec. 28 | Pittsburgh | L | 17-27 |
| 2015 | Nov. 1 | Pittsburgh | W | 16-10 |
| | Dec. 13 | Cincinnati | L | 20-33 |
| | Jan. 9 | Cincinnati* | L | 16-18 |
| 2016 | Sept. 18 | Pittsburgh | L | 16-24 |
| | Dec. 18 | Cincinnati | L | 20-24 |

*AFC Wild Card Playoff

SAN DIEGO CHARGERS

Chargers lead regular-season series, 19-14-0

Postseason series tied, 1-1

| YEAR | DATE | SITE | W-L | SCORE |
|------|---------------|---------------|-----|-------|
| 1968 | Sept. 6 | San Diego | L | 13-29 |
| | Sept. 29 | Cincinnati | L | 10-31 |
| 1969 | Sept. 21 | Cincinnati | W | 34-20 |
| | Oct. 4 | San Diego | L | 14-21 |
| 1970 | Dec. 6 | San Diego | W | 17-14 |
| 1971 | Nov. 28 | Cincinnati | W | 31-0 |
| 1973 | Sept. 30 | San Diego | W | 20-13 |
| 1974 | Sept. 22 | Cincinnati | L | 17-20 |
| 1975 | Dec. 21 | Cincinnati | W | 47-17 |
| | Sept. 2 | San Diego | L | 3-24 |
| 1978 | Nov. 5 | San Diego | L | 13-22 |
| 1979 | Nov. 11 | Cincinnati | L | 24-26 |
| 1980 | Nov. 2 | Cincinnati | L | 14-31 |
| 1981 | Nov. 8 | San Diego | W | 40-17 |
| | Jan. 10 | Cincinnati*** | W | 27-7 |
| 1982 | Dec. 20 | San Diego | L | 34-50 |
| | 1985 Sept. 22 | Cincinnati | L | 41-44 |
| 1987 | Oct. 4 | Cincinnati | L | 9-10 |
| 1988 | Dec. 4 | Cincinnati | W | 27-10 |
| 1990 | Sept. 16 | San Diego | W | 21-16 |
| 1992 | Dec. 13 | San Diego | L | 10-27 |
| 1994 | Sept. 11 | San Diego | L | 10-27 |
| 1996 | Sept. 8 | San Diego | L | 14-27 |
| 1997 | Nov. 2 | Cincinnati | W | 38-31 |
| 1999 | Sept. 19 | Cincinnati | L | 7-34 |
| 2001 | Sept. 30 | San Diego | L | 14-28 |
| 2002 | Sept. 8 | Cincinnati | L | 6-34 |
| 2003 | Nov. 23 | San Diego | W | 34-27 |
| 2006 | Nov. 12 | Cincinnati | L | 41-49 |
| 2009 | Dec. 20 | San Diego | L | 24-27 |
| 2010 | Dec. 26 | Cincinnati | W | 34-20 |
| 2012 | Dec. 2 | San Diego | W | 20-13 |
| 2013 | Dec. 1 | San Diego | W | 17-10 |
| | Jan. 5 | Cincinnati* | L | 10-27 |
| 2015 | Sept. 20 | Cincinnati | W | 24-19 |

*AFC Wild Card Playoff; ***AFC Championship

SAN FRANCISCO 49ERS

49ers lead regular-season series, 9-4-0

49ers lead postseason series, 2-0

| YEAR | DATE | SITE | W-L | SCORE |
|------|----------|-----------------|--------|-------|
| 1974 | Sept. 29 | San Francisco | W | 21-3 |
| 1978 | Oct. 1 | San Francisco | L | 12-28 |
| 1981 | Dec. 6 | Cincinnati | L | 3-21 |
| | Jan. 24 | Pontiac, Mich.# | L | 21-26 |
| 1984 | Nov. 4 | San Francisco | L | 17-23 |
| 1987 | Sept. 20 | Cincinnati | L | 26-27 |
| 1988 | Jan. 22 | Miami ## | L | 16-20 |
| 1990 | Dec. 9 | Cincinnati | L (OT) | 17-20 |
| 1993 | Dec. 5 | San Francisco | L | 8-21 |
| 1996 | Oct. 20 | San Francisco | L | 21-28 |
| 1999 | Dec. 5 | Cincinnati | W | 44-30 |
| 2003 | Dec. 14 | Cincinnati | W | 41-38 |
| 2007 | Dec. 15 | San Francisco | L | 13-20 |
| 2011 | Sept. 25 | Cincinnati | L | 8-13 |
| 2015 | Dec. 20 | San Francisco | W | 24-14 |

#Super Bowl XVI; ##Super Bowl XXIII

(All-time results — by opponent, cont.)

TENNESSEE TITANS

Titans lead regular-season series, 39-33-1

Bengals lead postseason series, 1-0

(Titans franchise in Houston prior to 1997
and known as Oilers prior to 1999)

| YEAR | DATE | SITE | W-L | SCORE |
|------|----------|------------|-----|-------|
| 1968 | Nov. 3 | Cincinnati | L | 17-27 |
| 1969 | Nov. 9 | Houston | T | 31-31 |
| 1970 | Oct. 4 | Cincinnati | L | 13-20 |
| | Dec. 13 | Houston | W | 30-20 |
| 1971 | Oct. 31 | Houston | L | 6-10 |
| | Nov. 21 | Cincinnati | W | 28-13 |
| 1972 | Oct. 29 | Cincinnati | W | 30-7 |
| | Dec. 17 | Houston | W | 61-17 |
| 1973 | Sept. 23 | Cincinnati | W | 24-10 |
| | Dec. 16 | Houston | W | 27-24 |
| 1974 | Oct. 27 | Cincinnati | L | 21-34 |
| | Nov. 17 | Houston | L | 3-20 |
| 1975 | Oct. 5 | Houston | W | 21-19 |
| | Nov. 30 | Cincinnati | W | 23-19 |
| 1976 | Oct. 24 | Houston | W | 27-7 |
| | Nov. 14 | Cincinnati | W | 31-27 |

| | | | | |
|------|----------|------------|--------|-------|
| 1977 | Oct. 30 | Cincinnati | W (OT) | 13-10 |
| | Dec. 18 | Houston | L | 16-21 |
| 1978 | Oct. 29 | Cincinnati | W | 28-13 |
| | Nov. 26 | Houston | L | 10-17 |
| 1979 | Sept. 23 | Cincinnati | L (OT) | 27-30 |
| | Nov. 18 | Houston | L | 21-42 |
| 1980 | Sept. 28 | Cincinnati | L | 10-13 |
| | Oct. 26 | Houston | L | 3-23 |
| 1981 | Oct. 4 | Houston | L | 10-17 |
| | Nov. 1 | Cincinnati | W | 34-21 |
| 1982 | Sept. 12 | Cincinnati | W | 27-6 |
| | Jan. 2 | Houston | W | 35-27 |
| 1983 | Nov. 6 | Houston | W | 55-14 |
| | Nov. 20 | Cincinnati | W | 38-10 |
| 1984 | Oct. 7 | Cincinnati | W | 13-3 |
| | Oct. 28 | Houston | W | 31-13 |
| 1985 | Oct. 20 | Houston | L | 27-44 |
| | Dec. 1 | Cincinnati | W | 45-27 |
| 1986 | Oct. 19 | Cincinnati | W | 31-28 |
| | Nov. 9 | Houston | L | 28-32 |
| 1987 | Nov. 1 | Cincinnati | L | 29-31 |
| | Dec. 27 | Houston | L | 17-21 |
| 1988 | Oct. 23 | Cincinnati | W | 44-21 |
| | Dec. 11 | Houston | L | 6-41 |
| 1989 | Nov. 13 | Houston | L | 24-26 |
| | Dec. 17 | Cincinnati | W | 61-7 |

| | | | | |
|------|----------|-------------|--------|-------|
| 1990 | Oct. 14 | Houston | L | 17-48 |
| | Dec. 23 | Cincinnati | W | 40-20 |
| | Jan. 6 | Cincinnati* | W | 41-14 |
| 1991 | Sept. 8 | Cincinnati | L | 7-30 |
| | Oct. 27 | Houston | L | 3-35 |
| 1992 | Oct. 11 | Cincinnati | L | 24-38 |
| | Oct. 25 | Houston | L | 10-26 |
| 1993 | Oct. 24 | Houston | L | 12-28 |
| | Nov. 14 | Cincinnati | L | 3-38 |
| | Sept. 25 | Houston | L | 13-20 |
| | Nov. 13 | Cincinnati | W | 34-31 |
| 1995 | Sept. 24 | Cincinnati | L | 28-38 |
| | Nov. 12 | Houston | W | 32-25 |
| 1996 | Oct. 6 | Cincinnati | L (OT) | 27-30 |
| | Dec. 15 | Houston | W | 21-13 |
| 1997 | Oct. 12 | Tennessee | L | 7-30 |
| | Dec. 4 | Cincinnati | W | 41-14 |
| 1998 | Sept. 6 | Cincinnati | L | 14-23 |
| | Oct. 18 | Tennessee | L | 14-44 |
| 1999 | Sept. 12 | Tennessee | L | 35-36 |
| | Nov. 14 | Cincinnati | L | 14-24 |
| 2000 | Oct. 8 | Cincinnati | L | 14-23 |
| | Dec. 10 | Tennessee | L | 3-35 |
| 2001 | Nov. 18 | Cincinnati | L | 7-20 |
| | Jan. 6 | Tennessee | W | 23-21 |
| 2002 | Oct. 27 | Cincinnati | L | 24-30 |

| | | | | |
|------|----------|------------|---|-------|
| 2004 | Oct. 31 | Tennessee | L | 20-27 |
| 2005 | Oct. 16 | Tennessee | W | 31-23 |
| 2007 | Nov. 25 | Cincinnati | W | 35-6 |
| 2008 | Sept. 14 | Cincinnati | L | 7-24 |
| 2011 | Nov. 6 | Tennessee | W | 24-17 |
| 2014 | Sept. 21 | Cincinnati | W | 33-7 |

AFC Wild Card Playoff

WASHINGTON REDSKINS

Bengals lead regular-season series, 5-4-1

| YEAR | DATE | SITE | W-L | SCORE |
|------|----------|-----------------|----------|-------|
| 1970 | Oct. 25 | Washington | L | 0-20 |
| 1974 | Oct. 6 | Cincinnati | W | 28-17 |
| 1979 | Dec. 9 | Washington | L | 14-28 |
| 1982 | Nov. 7 | Cincinnati | CANCELED | |
| 1985 | Dec. 15 | Washington | L | 24-27 |
| 1988 | Dec. 17 | Cincinnati | W (OT) | 20-17 |
| 1991 | Sept. 22 | Cincinnati | L | 27-34 |
| 2004 | Nov. 14 | Washington | W | 17-10 |
| 2008 | Dec. 14 | Cincinnati | W | 20-13 |
| 2012 | Sept. 23 | Washington | W | 38-31 |
| 2016 | Oct. 30 | London, England | T (OT) | 27-27 |

ALL-TIME PRESEASON RESULTS — VS. 2017 PRESEASON OPPONENTS

GAME 1

TAMPA BAY BUCCANEERS

Buccaneers lead preseason series, 9-4-0

| YEAR | DATE | SITE | SCORE |
|------|---------|------------|---------------|
| 1976 | Sept. 4 | Tampa Bay | W, 24-13 |
| 1977 | Aug. 13 | Cincinnati | W, 45-0 |
| 1978 | Aug. 5 | Tampa Bay | L, 0-17 |
| 1979 | Aug. 25 | Cincinnati | L, 13-24 |
| 1980 | Aug. 23 | Tampa Bay | L, 14-20 (OT) |
| 1981 | Aug. 8 | Tampa Bay | W, 24-17 |
| 1984 | Aug. 11 | Tampa Bay | L, 13-21 |
| 1987 | Aug. 15 | Tampa Bay | W, 31-30 |
| 1990 | Aug. 11 | Tampa Bay | L, 17-30 |
| 1994 | Aug. 6 | Tampa Bay | L, 16-17 |
| 1995 | Aug. 11 | Cincinnati | L, 7-31 |
| 2004 | Aug. 16 | Tampa Bay | L, 6-20 |
| 2015 | Aug. 24 | Tampa Bay | L, 11-25 |

GAME 2

KANSAS CITY CHIEFS

Chiefs lead preseason series, 8-0-0

| YEAR | DATE | SITE | SCORE |
|------|---------|-------------------|----------|
| 1968 | Aug. 3 | Cincinnati | L, 14-38 |
| 1969 | Aug. 16 | at Jackson, Miss. | L, 7-23 |
| 1982 | Aug. 13 | Kansas City | L, 20-26 |
| 1983 | Aug. 6 | Cincinnati | L, 7-24 |
| 1985 | Aug. 10 | Cincinnati | L, 27-35 |
| 1986 | Aug. 9 | Kansas City | L, 0-20 |
| 1988 | Aug. 6 | Kansas City | L, 21-34 |
| 2014 | Aug. 7 | Kansas City | L, 39-41 |

GAME 3

WASHINGTON REDSKINS

Bengals lead preseason series, 5-2-1

| YEAR | DATE | SITE | SCORE |
|------|----------|-----------------|----------|
| 1970 | Aug. 8 | Cincinnati | W, 27-12 |
| 1971 | Sept. 11 | Washington | T, 17-17 |
| 1975 | Aug. 2 | at Canton, Ohio | L, 9-17 |
| 1982 | Sept. 3 | Cincinnati | W, 28-21 |
| 1983 | Aug. 12 | Washington | L, 23-27 |
| 1996 | Aug. 16 | Washington | W, 28-7 |
| 2005 | Aug. 19 | Washington | W, 24-17 |
| 2006 | Aug. 13 | Cincinnati | W, 19-3 |

GAME 4

INDIANAPOLIS COLTS

Bengals lead preseason series, 16-9-0

| YEAR | DATE | SITE | SCORE |
|------|---------|--------------|----------|
| 1985 | Aug. 30 | Indianapolis | W, 31-21 |
| 1992 | Aug. 22 | Cincinnati | W, 20-0 |
| 1993 | Aug. 14 | Indianapolis | W, 24-7 |
| 1994 | Aug. 13 | Cincinnati | L, 21-26 |
| 1995 | Aug. 4 | Indianapolis | W, 34-21 |
| 1996 | Aug. 3 | Cincinnati | W, 28-25 |
| 1997 | Aug. 1 | Indianapolis | L, 16-20 |
| 1998 | Aug. 17 | Cincinnati | L, 27-30 |
| 1999 | Aug. 14 | Indianapolis | L, 17-20 |
| 2001 | Aug. 30 | Cincinnati | L, 17-23 |
| 2002 | Aug. 17 | Indianapolis | W, 22-10 |
| 2003 | Aug. 29 | Indianapolis | L, 20-21 |
| 2004 | Sept. 3 | Cincinnati | W, 16-13 |
| 2005 | Sept. 2 | Cincinnati | W, 38-0 |
| 2006 | Sept. 1 | Indianapolis | W, 20-3 |
| 2007 | Aug. 31 | Cincinnati | W, 14-6 |
| 2008 | Aug. 28 | Indianapolis | W, 27-7 |
| 2009 | Sept. 3 | Cincinnati | W, 38-7 |
| 2010 | Sept. 2 | Indianapolis | W, 30-28 |
| 2011 | Sept. 1 | Cincinnati | L, 13-17 |
| 2012 | Aug. 30 | Indianapolis | L, 16-20 |
| 2013 | Aug. 29 | Cincinnati | W, 27-10 |
| 2014 | Aug. 28 | Cincinnati | W, 35-7 |
| 2015 | Sept. 3 | Indianapolis | W, 9-6 |
| 2016 | Sept. 1 | Cincinnati | L, 10-13 |

COACHING HISTORY

HEAD COACHES

| REGULAR SEASON | | | | |
|----------------|--------------------|----|----|--------|
| SEASON | COACH | W | L | T PCT. |
| 1968 | Paul Brown..... | 3 | 11 | 0 .214 |
| 1969 | Paul Brown..... | 4 | 9 | 1 .308 |
| 1970-x | Paul Brown..... | 8 | 6 | 0 .571 |
| 1971 | Paul Brown..... | 4 | 10 | 0 .286 |
| 1972 | Paul Brown..... | 8 | 6 | 0 .571 |
| 1973-x | Paul Brown..... | 10 | 4 | 0 .714 |
| 1974 | Paul Brown..... | 7 | 7 | 0 .500 |
| 1975-y | Paul Brown..... | 11 | 3 | 0 .786 |
| 1976 | Bill Johnson..... | 10 | 4 | 0 .714 |
| 1977 | Bill Johnson..... | 8 | 6 | 0 .571 |
| 1978 | Bill Johnson..... | 0 | 5 | 0 .000 |
| | Homer Rice..... | 4 | 7 | 0 .364 |
| 1979 | Homer Rice..... | 4 | 12 | 0 .250 |
| 1980 | Forrest Gregg..... | 6 | 10 | 0 .375 |
| 1981-x, z | Forrest Gregg..... | 12 | 4 | 0 .750 |
| 1982-z | Forrest Gregg..... | 7 | 2 | 0 .778 |
| 1983 | Forrest Gregg..... | 7 | 9 | 0 .438 |
| 1984 | Sam Wyche..... | 8 | 8 | 0 .500 |
| 1985 | Sam Wyche..... | 7 | 9 | 0 .438 |
| 1986 | Sam Wyche..... | 10 | 6 | 0 .625 |
| 1987 | Sam Wyche..... | 4 | 11 | 0 .267 |
| 1988-x, z | Sam Wyche..... | 12 | 4 | 0 .750 |
| 1989 | Sam Wyche..... | 8 | 8 | 0 .500 |
| 1990-x | Sam Wyche..... | 9 | 7 | 0 .563 |
| 1991 | Sam Wyche..... | 3 | 13 | 0 .188 |
| 1992 | Dave Shula..... | 5 | 11 | 0 .313 |
| 1993 | Dave Shula..... | 3 | 13 | 0 .188 |
| 1994 | Dave Shula..... | 3 | 13 | 0 .188 |
| 1995 | Dave Shula..... | 7 | 9 | 0 .438 |
| 1996 | Dave Shula..... | 1 | 6 | 0 .143 |
| | Bruce Coslet..... | 7 | 2 | 0 .778 |
| 1997 | Bruce Coslet..... | 7 | 9 | 0 .438 |
| 1998 | Bruce Coslet..... | 3 | 13 | 0 .188 |
| 1999 | Bruce Coslet..... | 4 | 12 | 0 .250 |
| 2000 | Bruce Coslet..... | 0 | 3 | 0 .000 |
| | Dick LeBeau..... | 4 | 9 | 0 .308 |
| 2001 | Dick LeBeau..... | 6 | 10 | 0 .375 |
| 2002 | Dick LeBeau..... | 2 | 14 | 0 .125 |
| 2003 | Marvin Lewis..... | 8 | 8 | 0 .500 |
| 2004 | Marvin Lewis..... | 8 | 8 | 0 .500 |
| 2005-** | Marvin Lewis..... | 11 | 5 | 0 .688 |
| 2006 | Marvin Lewis..... | 8 | 8 | 0 .500 |
| 2007 | Marvin Lewis..... | 7 | 9 | 0 .438 |
| 2008 | Marvin Lewis..... | 4 | 11 | 1 .281 |
| 2009-** | Marvin Lewis..... | 10 | 6 | 0 .625 |

| | | | | |
|---------|-------------------|----|----|--------|
| 2010 | Marvin Lewis..... | 4 | 12 | 0 .250 |
| 2011-y | Marvin Lewis..... | 9 | 7 | 0 .563 |
| 2012-y | Marvin Lewis..... | 10 | 6 | 0 .625 |
| 2013-** | Marvin Lewis..... | 11 | 5 | 0 .688 |
| 2014-y | Marvin Lewis..... | 10 | 5 | 1 .656 |
| 2015-** | Marvin Lewis..... | 12 | 4 | 0 .750 |
| 2016 | Marvin Lewis..... | 6 | 9 | 1 .406 |

TOTALS 344 408 4 .458

x-AFC Central Division Champion

y-Wild Card Playoff Qualifier

z-AFC Champions

*AFC Super Bowl Tournament Qualifier

**AFC North Division Champion


| POSTSEASON | | | | |
|------------|--------------------|---|---|------|
| SEASON | COACH | W | L | PCT. |
| 1970 | Paul Brown..... | 0 | 1 | .000 |
| 1973 | Paul Brown..... | 0 | 1 | .000 |
| 1975 | Paul Brown..... | 0 | 1 | .000 |
| 1981 | Forrest Gregg..... | 2 | 1 | .667 |
| 1982 | Forrest Gregg..... | 0 | 1 | .000 |
| 1988 | Sam Wyche..... | 2 | 1 | .667 |
| 1990 | Sam Wyche..... | 1 | 1 | .500 |
| 2005 | Marvin Lewis..... | 0 | 1 | .000 |
| 2009 | Marvin Lewis..... | 0 | 1 | .000 |
| 2011 | Marvin Lewis..... | 0 | 1 | .000 |
| 2012 | Marvin Lewis..... | 0 | 1 | .000 |
| 2013 | Marvin Lewis..... | 0 | 1 | .000 |
| 2014 | Marvin Lewis..... | 0 | 1 | .000 |
| 2015 | Marvin Lewis..... | 0 | 1 | .000 |

TOTALS 5 14 .263

HEAD COACHES BY ERA

Marvin Lewis became the ninth head coach of the Bengals on January 14, 2003. Here are Bengals coaches' records, including playoff games:

| SEASONS | COACH | RECORD | PCT. |
|-----------|--------------------|-----------|------|
| 1968-75 | Paul Brown..... | 55-59-1 | .482 |
| 1976-78 | Bill Johnson..... | 18-15-0 | .545 |
| 1978-79 | Homer Rice..... | 8-19-0 | .296 |
| 1980-83 | Forrest Gregg..... | 34-27-0 | .557 |
| 1984-91 | Sam Wyche..... | 64-68-0 | .485 |
| 1992-96 | Dave Shula..... | 19-52-0 | .268 |
| 1996-2000 | Bruce Coslet..... | 21-39-0 | .350 |
| 2000-02 | Dick LeBeau..... | 12-33-0 | .267 |
| 2003-16 | Marvin Lewis..... | 118-110-3 | .517 |



Head coach Paul Brown is carried off the field on Dec. 20, 1970, following the Bengals' 45-7 win over the Boston Patriots at Riverfront Stadium. The win clinched a playoff berth for the three-year-old Cincinnati franchise. At the time, no other team had reached the playoffs so early in its history.

ASSISTANT COACHES

*NOTE: Coaches noted with asterisks also have served as Bengals head coaches.

| NAME | COLLEGE | SEASONS |
|-----------------------|--------------------------------|-----------------|
| Alexander, Paul..... | SUNY Cortland..... | 1994-2016 |
| Anderson, Jim..... | Cal-Western..... | 1984-2012 |
| Anderson, Ken..... | Augustana (Ill.)..... | 1993-2002 |
| Bass, Tom..... | San Jose State..... | 1968-69 |
| Bible, Dana..... | Cincinnati..... | 1990-92 |
| Braden, Marv..... | Southwest Missouri State..... | 1990-94 |
| Braswell, Brian..... | Hampton..... | 2014-15 |
| Bratkowski, Bob..... | Washington State..... | 2001-10 |
| Bresnahan, Chuck..... | Navy..... | 2004-07 |
| Brinker, Howard..... | Miami (Ohio)..... | 1974-79 |
| Bullough, Hank..... | Michigan State..... | 1980-83 |
| Burke, Matt..... | Dartmouth..... | 2014-15 |
| Burney, Jacob..... | Tennessee-Chattanooga..... | 2016 |
| Carrier, Mark..... | Southern California..... | 2012-15 |
| Caskey, Kyle..... | Texas A&M..... | 2010-16 |
| Cioffi, Louie..... | C.W. Post..... | 1997-2010 |
| Coombs, Brayden..... | Miami (Ohio)..... | 2012-16 |
| Coslet, Bruce..... | Pacific..... | 1981-89, '94-96 |
| Costello, Vince..... | Ohio..... | 1969-73 |
| Couch, Robert..... | Vanderbilt..... | 2016 |
| Coyle, Kevin..... | Massachusetts..... | 2001-11, '16 |
| DePaul, Bobby..... | Maryland..... | 1994-96 |
| Donaldson, Jack..... | Ohio State..... | 1969-77 |
| Dowler, Boyd..... | Colorado..... | 1976-79 |
| Duffner, Mark..... | College of William & Mary..... | 1997-2002 |
| Faragalli, Joe..... | Villanova..... | 1984 |
| FitzGerald, Jeff..... | Oregon State..... | 2008-11 |
| Forzano, Rick..... | Kent State..... | 1968 |
| Frazier, Leslie..... | Alcorn State..... | 2003-04 |

| | | |
|-------------------------|--------------------------|-------------------|
| Friday, Jeff..... | Wisconsin-Milwaukee..... | 2010-16 |
| Gansz, Frank..... | Navy..... | 1979-80 |
| Garrett, John..... | Princeton..... | 1995-98, 2001-02 |
| Gruen, Jay..... | Louisville..... | 2011-13 |
| Guenther, Paul..... | Ursinus..... | 2005-16 |
| Haluchak, Mike..... | Southern California..... | 1992-93 |
| Haslett, Jim..... | Indiana (Pa.)..... | 2016 |
| Hayes, Jay..... | Idaho..... | 2003-15 |
| Hayes, Jonathan..... | Iowa..... | 2003-16 |
| Holman, Rodney..... | Tulane..... | 2001-02 |
| Horton, Ray..... | Washington..... | 1997-2001 |
| Hunley, Ricky..... | Arizona..... | 2003-07 |
| Infante, Lindy..... | Florida..... | 1980-82 |
| Jackson, Hue..... | Pacific..... | 2004-06, '12-15 |
| Johnson, Bill*..... | Texas A&M..... | 1968-75, '85-90 |
| Joseph, Vance..... | Colorado..... | 2014-15 |
| Karmelowicz, Bob..... | Bridgeport..... | 1992-93 |
| Krumrie, Tim..... | Wisconsin..... | 1995-2002 |
| Lazor, Bill..... | Cornell..... | 2016 |
| LeBeau, Dick*..... | Ohio State..... | 1980-91, '97-2000 |
| Lewis, Marcus..... | Indiana State..... | 2014-16 |
| Lippincott, David..... | Dayton..... | 2011-16 |
| Livingston, Robert..... | William & Mary..... | 2015-16 |
| Lynn, Ron..... | Mount Union..... | 1992-93 |
| McCormack, Mike..... | Kansas..... | 1976-79 |
| McNally, Jim..... | Buffalo..... | 1980-94 |
| Meeks, Ron..... | Arkansas State..... | 1992-96 |
| Modzelewski, Dick..... | Maryland..... | 1979-83 |
| Moeller, Gary..... | Ohio State..... | 1995-96 |
| Mooshagian, Steve..... | Fresno State..... | 1999-2002 |
| Morton, Chip..... | North Carolina..... | 2003-16 |
| Oliver, Ray..... | Ohio State..... | 2004-09 |
| Pascale, Joe..... | Connecticut..... | 1994-96 |

| | | |
|--------------------------|---------------------------------|-----------------|
| Peccatiello, Larry..... | College of William & Mary..... | 1994-96 |
| Perry, Darren..... | Penn State..... | 2002 |
| Pitcher, Dan..... | SUNY Cortland..... | 2016 |
| Pope, Mike..... | Lenoir-Rhyne..... | 1992-93 |
| Rice, Homer*..... | Centre College..... | 1978 |
| Roberts, Al..... | Washington..... | 1997-2002 |
| Sefcik, George..... | Notre Dame..... | 1978-83 |
| Selcer, Dick..... | Notre Dame..... | 1984-91 |
| Sheppard, Mike..... | Cal Lutheran..... | 2007-10 |
| Shula, Dave*..... | Dartmouth..... | 1991 |
| Shultz, Kurtis..... | Maryland..... | 2003 |
| Simmons, Darrin..... | Kansas..... | 2003-16 |
| Smouse, Frank..... | Youngstown State..... | 1968 |
| Stock, Mike..... | Northwestern..... | 1987-91 |
| Studley, Chuck..... | Illinois..... | 1969-78, '89-91 |
| Surace, Bob..... | Princeton..... | 2002-09 |
| Urban, James..... | Washington & Lee..... | 2011-16 |
| Urbanik, Bill..... | Ohio State..... | 1984-88 |
| Verducci, Frank..... | Seton Hall..... | 1999-2001 |
| Walsh, Bill..... | San Jose State..... | 1968-75 |
| Walters, Trent..... | Indiana..... | 1984 |
| Weber, Chuck..... | West Chester State College..... | 1970-75 |
| Wessel, Joe..... | Florida State..... | 1994-96 |
| Williamson, Richard..... | Alabama..... | 1992-94 |
| Winner, Charley..... | Southeast Missouri..... | 1976-79 |
| Wood, Alex..... | Iowa..... | 2003 |
| Wood, Kim..... | Wisconsin..... | 1975-2002 |
| Wylie, Bob..... | Colorado..... | 1997-98 |
| Zampese, Ken..... | San Diego..... | 2003-16 |
| Zimmer, Adam..... | Trinity University (Texas)..... | 2013 |
| Zimmer, Mike..... | Illinois State..... | 2008-13 |

YEAR-BY-YEAR COACHING STAFFS

1968

HEAD COACH — PAUL BROWN

| | |
|---------------------|---------------------|
| Tom Bass..... | Defensive Backfield |
| Jack Donaldson..... | Defensive Line |
| Rick Forzano..... | Offensive Backfield |
| Bill Johnson..... | Offensive Line |
| Frank Smouse..... | Linebackers |
| Bill Walsh..... | Offensive Ends |

1969

HEAD COACH — PAUL BROWN

| | |
|---------------------|---|
| Tom Bass..... | Defensive Coordinator/ Defensive Backfield |
| Vince Costello..... | Linebackers |
| Jack Donaldson..... | Offensive Backfield |
| Bill Johnson..... | Offensive Line |
| Chuck Studley..... | Defensive Line |
| Bill Walsh..... | Receivers |

1970

HEAD COACH — PAUL BROWN

| | |
|---------------------|---|
| Vince Costello..... | Linebackers |
| Jack Donaldson..... | Offensive Backfield |
| Bill Johnson..... | Offensive Line |
| Chuck Studley..... | Defensive Line |
| Bill Walsh..... | Receivers |
| Chuck Weber..... | Defensive Coordinator/ Defensive Backfield |

1971

HEAD COACH — PAUL BROWN

| | |
|---------------------|---|
| Vince Costello..... | Linebackers |
| Jack Donaldson..... | Offensive Backfield |
| Bill Johnson..... | Offensive Line |
| Chuck Studley..... | Defensive Line |
| Bill Walsh..... | Receivers/Quarterbacks |
| Chuck Weber..... | Defensive Coordinator/ Defensive Backfield |

1972

HEAD COACH — PAUL BROWN

| | |
|---------------------|---|
| Vince Costello..... | Linebackers |
| Jack Donaldson..... | Offensive Backfield |
| Bill Johnson..... | Offensive Line |
| Chuck Studley..... | Defensive Line |
| Bill Walsh..... | Receivers/Quarterbacks |
| Chuck Weber..... | Defensive Coordinator/ Defensive Backfield |

1973

HEAD COACH — PAUL BROWN

| | |
|---------------------|---|
| Vince Costello..... | Linebackers |
| Jack Donaldson..... | Offensive Backfield |
| Bill Johnson..... | Offensive Line |
| Chuck Studley..... | Defensive Line |
| Bill Walsh..... | Receivers/Quarterbacks |
| Chuck Weber..... | Defensive Coordinator/ Defensive Backfield |

1974

HEAD COACH — PAUL BROWN

| | |
|---------------------|---|
| Howard Brinker..... | Linebackers |
| Jack Donaldson..... | Offensive Backfield |
| Bill Johnson..... | Offensive Line |
| Chuck Studley..... | Defensive Line |
| Bill Walsh..... | Receivers/Quarterbacks |
| Chuck Weber..... | Defensive Coordinator/ Defensive Backfield |

1975

HEAD COACH — PAUL BROWN*

| | |
|---------------------|------------------------|
| Howard Brinker..... | Linebackers |
| Jack Donaldson..... | Offensive Backfield |
| Bill Johnson..... | Offensive Line |
| Chuck Studley..... | Defensive Line |
| Bill Walsh..... | Receivers/Quarterbacks |
| Chuck Weber..... | Defensive Backfield |
| Kim Wood..... | Strength |

*Retired after 1975 season.

1976

HEAD COACH — BILL JOHNSON

| | |
|---------------------|------------------------|
| Howard Brinker..... | Defensive Coordinator |
| Jack Donaldson..... | Offensive Backfield |
| Boyd Dowler..... | Quarterbacks/Receivers |
| Mike McCormack..... | Offensive Line |
| Chuck Studley..... | Defensive Line |
| Charley Winner..... | Defensive Backfield |
| Kim Wood..... | Strength |

1977

HEAD COACH — BILL JOHNSON

| | |
|---------------------|-----------------------------------|
| Howard Brinker..... | Defensive Coordinator/Linebackers |
| Jack Donaldson..... | Offensive Backfield |
| Boyd Dowler..... | Quarterbacks/Receivers |
| Mike McCormack..... | Offensive Line |
| Chuck Studley..... | Defensive Line |
| Charley Winner..... | Defensive Backfield |
| Kim Wood..... | Strength |

1978

HEAD COACHES — BILL JOHNSON*
AND HOMER RICE**

| | |
|---------------------|-----------------------------------|
| Howard Brinker..... | Defensive Coordinator/Linebackers |
| Boyd Dowler..... | Receivers |
| Mike McCormack..... | Offensive Line |
| Homer Rice**..... | Quarterbacks |
| George Sefcik..... | Offensive backfield |
| Chuck Studley..... | Defensive Line |
| Charley Winner..... | Defensive Backfield |
| Kim Wood..... | Strength |

*Resigned after Game 5.

**Was Quarterbacks Coach for Games 1-5 and Head Coach for Games 6-16.

1979

HEAD COACH — HOMER RICE

| | |
|-----------------------|-----------------------------------|
| Howard Brinker..... | Defensive Coordinator/Linebackers |
| Boyd Dowler..... | Receivers |
| Frank Ganz..... | Special Teams |
| Mike McCormack..... | Offensive Line |
| Dick Modzelewski..... | Defensive Line |
| George Sefcik..... | Offensive Backfield |
| Charley Winner..... | Defensive Backfield |
| Kim Wood..... | Strength |

1980

HEAD COACH — FORREST GREGG

| | |
|-----------------------|-----------------------------------|
| Hank Bullough..... | Defensive Coordinator/Linebackers |
| Frank Ganz..... | Special Teams/Tight Ends |
| Lindy Infante..... | Receivers/Quarterbacks |
| Dick LeBeau..... | Defensive Backfield |
| Jim McNally..... | Offensive Line |
| Dick Modzelewski..... | Defensive Line |
| George Sefcik..... | Offensive Backfield |
| Kim Wood..... | Strength |

1981

HEAD COACH — FORREST GREGG

| | |
|-----------------------|-----------------------------------|
| Hank Bullough..... | Defensive Coordinator/Linebackers |
| Bruce Coslet..... | Special Teams/Tight Ends |
| Lindy Infante..... | Receivers/Quarterbacks |
| Dick LeBeau..... | Defensive Backfield |
| Jim McNally..... | Offensive Line |
| Dick Modzelewski..... | Defensive Line |
| George Sefcik..... | Offensive Backfield |
| Kim Wood..... | Strength |

1982

HEAD COACH — FORREST GREGG

| | |
|-----------------------|-----------------------------------|
| Hank Bullough..... | Defensive Coordinator/Linebackers |
| Bruce Coslet..... | Special Teams/Tight Ends |
| Lindy Infante..... | Offensive Coordinator |
| Dick LeBeau..... | Defensive Backfield |
| Jim McNally..... | Offensive Line |
| Dick Modzelewski..... | Defensive Line |
| George Sefcik..... | Offensive Backfield |
| Kim Wood..... | Strength |

1983

HEAD COACH — FORREST GREGG

| | |
|-----------------------|-----------------------------------|
| Hank Bullough..... | Defensive Coordinator/Linebackers |
| Bruce Coslet..... | Receivers/Quarterbacks |
| Dick LeBeau..... | Defensive Backfield |
| Jim McNally..... | Offensive Line |
| Dick Modzelewski..... | Defensive Line |
| George Sefcik..... | Offensive Backfield |
| Kim Wood..... | Strength |

1984

HEAD COACH — SAM WYCHE

| | |
|--------------------|-------------------------|
| Jim Anderson..... | Running Backs |
| Bruce Coslet..... | Wide Receivers |
| Joe Faragalli..... | Quarterbacks/Tight Ends |
| Dick LeBeau..... | Defensive Coordinator |
| Jim McNally..... | Offensive Line |
| Dick Selcer..... | Linebackers |
| Bill Urbanik..... | Defensive Line |
| Trent Walters..... | Defensive Backfield |
| Kim Wood..... | Strength |

1985

HEAD COACH — SAM WYCHE

| | |
|-------------------|-----------------------|
| Jim Anderson..... | Running Backs |
| Bruce Coslet..... | Wide Receivers |
| Bill Johnson..... | Tight Ends |
| Dick LeBeau..... | Defensive Coordinator |
| Jim McNally..... | Offensive Line |
| Dick Selcer..... | Linebackers |
| Bill Urbanik..... | Defensive Line |
| Kim Wood..... | Strength |

1986

HEAD COACH — SAM WYCHE

| | |
|-------------------|-----------------------|
| Jim Anderson..... | Running Backs |
| Bruce Coslet..... | Offensive Coordinator |
| Bill Johnson..... | Tight Ends |
| Dick LeBeau..... | Defensive Coordinator |
| Jim McNally..... | Offensive Line |
| Dick Selcer..... | Linebackers |
| Bill Urbanik..... | Defensive Line |
| Kim Wood..... | Strength |

1987

HEAD COACH — SAM WYCHE

| | |
|-------------------|-----------------------|
| Jim Anderson..... | Running Backs |
| Bruce Coslet..... | Offensive Coordinator |
| Bill Johnson..... | Tight Ends |
| Dick LeBeau..... | Defensive Coordinator |
| Jim McNally..... | Offensive Line |
| Dick Selcer..... | Linebackers |
| Mike Stock..... | Special Teams |
| Bill Urbanik..... | Defensive Line |
| Kim Wood..... | Strength |

1988

HEAD COACH — SAM WYCHE

| | |
|-------------------|-----------------------|
| Jim Anderson..... | Running Backs |
| Bruce Coslet..... | Offensive Coordinator |
| Bill Johnson..... | Tight Ends |
| Dick LeBeau..... | Defensive Coordinator |
| Jim McNally..... | Offensive Line |
| Dick Selcer..... | Linebackers |
| Mike Stock..... | Special Teams |
| Bill Urbanik..... | Defensive Line |
| Kim Wood..... | Strength |

1989

HEAD COACH — SAM WYCHE

| | |
|--------------------|-----------------------|
| Jim Anderson..... | Running Backs |
| Bruce Coslet..... | Offensive Coordinator |
| Bill Johnson..... | Tight Ends |
| Dick LeBeau..... | Defensive Coordinator |
| Jim McNally..... | Offensive Line |
| Dick Selcer..... | Linebackers |
| Mike Stock..... | Special Teams |
| Chuck Studley..... | Defensive Line |
| Kim Wood..... | Strength |

1990

HEAD COACH — SAM WYCHE

| | |
|--------------------|-----------------------|
| Jim Anderson..... | Running Backs |
| Dana Bible..... | Quarterbacks |
| Marv Braden..... | Special Teams |
| Bill Johnson..... | Tight Ends |
| Dick LeBeau..... | Defensive Coordinator |
| Jim McNally..... | Offensive Line |
| Dick Selcer..... | Linebackers |
| Mike Stock..... | Receivers |
| Chuck Studley..... | Defensive Line |
| Kim Wood..... | Strength |

1991

HEAD COACH — SAM WYCHE

| | |
|--------------------|-----------------------|
| Jim Anderson..... | Running Backs |
| Dana Bible..... | Quarterbacks |
| Marv Braden..... | Special Teams |
| Dick LeBeau..... | Defensive Coordinator |
| Jim McNally..... | Offensive Line |
| Dick Selcer..... | Linebackers |
| Dave Shula..... | Wide receivers |
| Mike Stock..... | Tight Ends |
| Chuck Studley..... | Defensive Line |
| Kim Wood..... | Strength |

1992

HEAD COACH — DAVE SHULA

| | |
|-------------------------|-----------------------|
| Jim Anderson..... | Running Backs |
| Dana Bible..... | Quarterbacks |
| Marv Braden..... | Special Teams |
| Mike Haluchak..... | Linebackers |
| Bob Karmelowicz..... | Defensive line |
| Ron Lynn..... | Defensive Coordinator |
| Jim McNally..... | Offensive Line |
| Ron Meeks..... | Defensive Backfield |
| Mike Pope..... | Tight Ends |
| Richard Williamson..... | Wide Receivers |
| Kim Wood..... | Strength |

1993

HEAD COACH — DAVE SHULA

| | |
|-------------------------|----------------------------------|
| Jim Anderson..... | Running Backs |
| Ken Anderson..... | Quarterbacks |
| Marv Braden..... | Special Teams |
| Mike Haluchak..... | Linebackers |
| Bob Karmelowicz..... | Defensive Line |
| Ron Lynn..... | Defensive Coordinator |
| Jim McNally..... | Offensive Line |
| Ron Meeks..... | Defensive Backfield |
| Mike Pope..... | Offensive Coordinator/Tight Ends |
| Richard Williamson..... | Wide Receivers |
| Kim Wood..... | Strength |

1994

HEAD COACH — DAVE SHULA

| | |
|-------------------------|-----------------------|
| Paul Alexander..... | Tight Ends |
| Jim Anderson..... | Running Backs |
| Ken Anderson..... | Quarterbacks |
| Marv Braden..... | Special Teams |
| Bruce Coslet..... | Offensive Coordinator |
| Bobby DePaul..... | Defensive Assistant |
| Jim McNally..... | Offensive Line |
| Ron Meeks..... | Defensive Backfield |
| Joe Pascale..... | Linebackers |
| Larry Peccatiello..... | Defensive Coordinator |
| Joe Wessel..... | Defensive Line |
| Richard Williamson..... | Wide Receivers |
| Kim Wood..... | Strength |

1995

HEAD COACH — DAVE SHULA

| | |
|------------------------|------------------------------------|
| Paul Alexander..... | Offensive Line |
| Jim Anderson..... | Running Backs |
| Ken Anderson..... | Quarterbacks |
| Bruce Coslet..... | Offensive Coordinator |
| Bobby DePaul..... | Defensive Line |
| John Garrett..... | Offensive Assistant/Wide Receivers |
| Tim Krumrie..... | Defensive Assistant |
| Ron Meeks..... | Defensive Backfield |
| Gary Moeller..... | Tight Ends |
| Joe Pascale..... | Linebackers |
| Larry Peccatiello..... | Defensive Coordinator |
| Joe Wessel..... | Special Teams |
| Kim Wood..... | Strength and Conditioning |

1996

HEAD COACHES — DAVE SHULA*
AND BRUCE COSLET**

| | |
|------------------------|---------------------------|
| Paul Alexander..... | Offensive Line |
| Jim Anderson..... | Running Backs |
| Ken Anderson***..... | Quarterbacks |
| Bruce Coslet**..... | Offensive Coordinator |
| Bobby DePaul..... | Staff Assistant |
| John Garrett..... | Wide Receivers |
| Tim Krumrie..... | Defensive Line |
| Ron Meeks..... | Defensive Backfield |
| Gary Moeller..... | Tight Ends |
| Joe Pascale..... | Linebackers |
| Larry Peccatiello..... | Defensive Coordinator |
| Joe Wessel..... | Special Teams |
| Kim Wood..... | Strength and Conditioning |

*Released after Game 7.

**Was Offensive Coordinator for Game 1-7 and Head Coach for Games 8-16.

***Was Quarterbacks Coach for Games 1-7 and Offensive Coordinator for Games 8-16.

1997

HEAD COACH — BRUCE COSLET

| | |
|---------------------|--|
| Paul Alexander..... | Offensive Line |
| Jim Anderson..... | Running Backs |
| Ken Anderson..... | Offensive Coordinator |
| Louie Cioffi..... | Defensive Staff Assistant |
| Mark Duffner..... | Linebackers |
| John Garrett..... | Offensive Staff Assistant |
| Ray Horton..... | Defensive Backs |
| Tim Krumrie..... | Defensive Line |
| Dick LeBeau..... | Assistant Head Coach/ Defensive Coordinator |
| Al Roberts..... | Special Teams |
| Kim Wood..... | Strength and Conditioning |
| Bob Wylie..... | Tight Ends |

1998

HEAD COACH — BRUCE COSLET

| | |
|---------------------|--|
| Paul Alexander..... | Offensive Line |
| Jim Anderson..... | Running Backs |
| Ken Anderson..... | Offensive Coordinator |
| Louie Cioffi..... | Defensive Staff Assistant |
| Mark Duffner..... | Linebackers |
| John Garrett..... | Offensive Staff Assistant |
| Ray Horton..... | Defensive Backs |
| Tim Krumrie..... | Defensive Line |
| Dick LeBeau..... | Assistant Head Coach/ Defensive Coordinator |
| Al Roberts..... | Special Teams |
| Kim Wood..... | Strength and Conditioning |
| Bob Wylie..... | Tight Ends |

1999**HEAD COACH — BRUCE COSLET**

| | |
|------------------|--|
| Paul Alexander | Offensive Line |
| Jim Anderson | Running Backs |
| Ken Anderson | Offensive Coordinator |
| Louie Cioffi | Defensive Staff Assistant |
| Mark Duffner | Linebackers |
| Ray Horton | Defensive Backs |
| Tim Krumrie | Defensive Line |
| Dick LeBeau | Assistant Head Coach/ Defensive Coordinator |
| Steve Mooshagian | Wide Receivers |
| Al Roberts | Special Teams |
| Frank Verducci | Tight Ends |
| Kim Wood | Strength and Conditioning |

2000**HEAD COACHES — BRUCE COSLET*
AND DICK LeBEAU****

| | |
|------------------|--|
| Paul Alexander | Offensive Line |
| Jim Anderson | Running Backs |
| Ken Anderson | Offensive Coordinator |
| Louie Cioffi | Defensive Staff Assistant |
| Mark Duffner | Linebackers |
| Ray Horton | Defensive Backs |
| Tim Krumrie | Defensive Line |
| Dick LeBeau** | Assistant Head Coach/ Defensive Coordinator |
| Steve Mooshagian | Wide Receivers |
| Al Roberts | Special Teams |
| Frank Verducci | Tight Ends |
| Kim Wood | Strength and Conditioning |

*Resigned after Game 3.

**Was Assistant Head Coach/Defensive Coordinator for Games 1-3 and Head Coach for Games 4-16.

2001**HEAD COACH — DICK LeBEAU**

| | |
|------------------|--|
| Paul Alexander | Offensive Line |
| Jim Anderson | Running Backs |
| Ken Anderson | Quarterbacks |
| Bob Bratkowski | Offensive Coordinator |
| Louie Cioffi | Defensive Assistant |
| Kevin Coyle | Cornerbacks |
| Mark Duffner | Defensive Coordinator/Linebackers |
| John Garrett | Offensive Assistant |
| Rodney Holman | Strength and Conditioning Assistant |
| Ray Horton | Safeties |
| Tim Krumrie | Defensive Line |
| Steve Mooshagian | Wide Receivers |
| Al Roberts | Special Teams |
| Frank Verducci | Tight Ends |
| Kim Wood | Strength and Conditioning |

2002**HEAD COACH — DICK LeBEAU**

| | |
|------------------|--|
| Paul Alexander | Offensive Line |
| Jim Anderson | Running Backs |
| Ken Anderson | Quarterbacks |
| Bob Bratkowski | Offensive Coordinator |
| Louie Cioffi | Defensive Assistant |
| Kevin Coyle | Cornerbacks |
| Mark Duffner | Defensive Coordinator/Linebackers |
| John Garrett | Tight Ends |
| Rodney Holman | Strength and Conditioning Assistant |
| Tim Krumrie | Defensive Line |
| Steve Mooshagian | Wide Receivers |
| Darren Perry | Safeties |
| Al Roberts | Special Teams |
| Bob Surace | Offensive Assistant |
| Kim Wood | Strength and Conditioning |

2003**HEAD COACH — MARVIN LEWIS**

| | |
|----------------|---|
| Paul Alexander | Assistant Head Coach/ Offensive Line |
| Jim Anderson | Running Backs |
| Bob Bratkowski | Offensive Coordinator |
| Louie Cioffi | Assistant Defensive Backs |
| Kevin Coyle | Defensive Backs |
| Leslie Frazier | Defensive Coordinator |
| Jay Hayes | Defensive Line |
| Jonathan Hayes | Tight Ends |
| Ricky Hunley | Linebackers |
| Chip Morton | Strength and Conditioning |
| Kurtis Shultz | Assistant Strength and Conditioning |
| Darrin Simmons | Special Teams |
| Bob Surace | Offensive Assistant |
| Alex Wood | Wide Receivers |
| Ken Zampese | Quarterbacks |

2004**HEAD COACH — MARVIN LEWIS**

| | |
|-----------------|---|
| Paul Alexander | Assistant Head Coach/ Offensive Line |
| Jim Anderson | Running Backs |
| Bob Bratkowski | Offensive Coordinator |
| Chuck Bresnahan | Assistant |
| Louie Cioffi | Assistant Defensive Backs |
| Kevin Coyle | Defensive Backs |
| Leslie Frazier | Defensive Coordinator |
| Jay Hayes | Defensive Line |
| Jonathan Hayes | Tight Ends |
| Ricky Hunley | Linebackers |
| Hue Jackson | Wide Receivers |
| Chip Morton | Strength and Conditioning |
| Ray Oliver | Assistant Strength and Conditioning |
| Darrin Simmons | Special Teams |
| Bob Surace | Assistant Offensive Line |
| Ken Zampese | Quarterbacks |

2005**HEAD COACH — MARVIN LEWIS**

| | |
|-----------------|---|
| Paul Alexander | Assistant Head Coach/ Offensive Line |
| Jim Anderson | Running Backs |
| Bob Bratkowski | Offensive Coordinator |
| Chuck Bresnahan | Defensive Coordinator |
| Louie Cioffi | Assistant Defensive Backs |
| Kevin Coyle | Defensive Backs |
| Paul Guenther | Staff Assistant |
| Jay Hayes | Defensive Line |
| Jonathan Hayes | Tight Ends |
| Ricky Hunley | Linebackers |
| Hue Jackson | Wide Receivers |
| Chip Morton | Strength and Conditioning |
| Ray Oliver | Assistant Strength and Conditioning |
| Darrin Simmons | Special Teams |
| Bob Surace | Assistant Offensive Line |
| Ken Zampese | Quarterbacks |

2006**HEAD COACH — MARVIN LEWIS**

| | |
|-----------------|---|
| Paul Alexander | Assistant Head Coach/ Offensive Line |
| Jim Anderson | Running Backs |
| Bob Bratkowski | Offensive Coordinator |
| Chuck Bresnahan | Defensive Coordinator |
| Louie Cioffi | Assistant Defensive Backs |
| Kevin Coyle | Defensive Backs |
| Paul Guenther | Assistant Special Teams/ Assistant Linebackers |
| Jay Hayes | Defensive Line |
| Jonathan Hayes | Tight Ends |
| Ricky Hunley | Linebackers |
| Hue Jackson | Wide Receivers |
| Chip Morton | Strength and Conditioning |
| Ray Oliver | Assistant Strength and Conditioning |
| Darrin Simmons | Special Teams |
| Bob Surace | Assistant Offensive Line |
| Ken Zampese | Quarterbacks |

2007**HEAD COACH — MARVIN LEWIS**

| | |
|-----------------|---|
| Paul Alexander | Assistant Head Coach/ Offensive Line |
| Jim Anderson | Running Backs |
| Bob Bratkowski | Offensive Coordinator |
| Chuck Bresnahan | Defensive Coordinator |
| Louie Cioffi | Assistant Defensive Backs |
| Kevin Coyle | Defensive Backs |
| Paul Guenther | Assistant Special Teams/ Assistant Linebackers |
| Jay Hayes | Defensive Line |
| Jonathan Hayes | Tight Ends |
| Ricky Hunley | Linebackers |
| Chip Morton | Strength and Conditioning |
| Ray Oliver | Assistant Strength and Conditioning |
| Mike Sheppard | Wide Receivers |
| Darrin Simmons | Special Teams |
| Bob Surace | Assistant Offensive Line |
| Ken Zampese | Quarterbacks |

2008**HEAD COACH — MARVIN LEWIS**

| | |
|-----------------|---|
| Paul Alexander | Assistant Head Coach/ Offensive Line |
| Jim Anderson | Running Backs |
| Bob Bratkowski | Offensive Coordinator |
| Louie Cioffi | Assistant Defensive Backs |
| Kevin Coyle | Defensive Backs |
| Jeff FitzGerald | Linebackers |
| Paul Guenther | Assistant Special Teams/ Assistant Linebackers |
| Jay Hayes | Defensive Line |
| Jonathan Hayes | Tight Ends |
| Chip Morton | Strength and Conditioning |
| Ray Oliver | Associate Strength and Conditioning |
| Mike Sheppard | Wide Receivers |
| Darrin Simmons | Special Teams |
| Bob Surace | Assistant Offensive Line |
| Ken Zampese | Quarterbacks |
| Mike Zimmer | Defensive Coordinator |

2009**HEAD COACH — MARVIN LEWIS**

| | |
|-----------------|---|
| Paul Alexander | Assistant Head Coach/ Offensive Line |
| Jim Anderson | Running Backs |
| Bob Bratkowski | Offensive Coordinator |
| Louie Cioffi | Assistant Defensive Backs |
| Kevin Coyle | Defensive Backs |
| Jeff FitzGerald | Linebackers |
| Paul Guenther | Assistant Special Teams/ Assistant Linebackers |
| Jay Hayes | Defensive Line |
| Jonathan Hayes | Tight Ends |
| Chip Morton | Strength and Conditioning |
| Ray Oliver | Associate Strength and Conditioning |
| Mike Sheppard | Wide Receivers |
| Darrin Simmons | Special Teams |
| Bob Surace | Assistant Offensive Line |
| Ken Zampese | Quarterbacks |
| Mike Zimmer | Defensive Coordinator |

2010**HEAD COACH — MARVIN LEWIS**

| | |
|-----------------|---|
| Paul Alexander | Assistant Head Coach/ Offensive Line |
| Jim Anderson | Running Backs |
| Bob Bratkowski | Offensive Coordinator |
| Kyle Caskey | Offensive Quality Control |
| Louie Cioffi | Assistant Defensive Backs |
| Kevin Coyle | Defensive Backs |
| Jeff FitzGerald | Linebackers |
| Jeff Friday | Assistant Strength and Conditioning |
| Paul Guenther | Assistant Special Teams/ Assistant Linebackers |
| Jay Hayes | Defensive Line |
| Jonathan Hayes | Tight Ends |
| Chip Morton | Strength and Conditioning |
| Mike Sheppard | Wide Receivers |
| Darrin Simmons | Special Teams |
| Ken Zampese | Quarterbacks |
| Mike Zimmer | Defensive Coordinator |

2011**HEAD COACH — MARVIN LEWIS**

| | |
|------------------|---|
| Paul Alexander | Assistant Head Coach/ Offensive Line |
| Jim Anderson | Running Backs |
| Kyle Caskey | Offensive Quality Control |
| Kevin Coyle | Defensive Backs |
| Jeff FitzGerald | Linebackers |
| Jeff Friday | Assistant Strength and Conditioning |
| Jay Gruden | Offensive Coordinator |
| Paul Guenther | Assistant Defensive Backs/ Assistant Special Teams |
| Jay Hayes | Defensive Line |
| Jonathan Hayes | Tight Ends |
| David Lippincott | Defensive Quality Control |
| Chip Morton | Strength and Conditioning |
| Darrin Simmons | Special Teams |
| James Urban | Wide Receivers |
| Ken Zampese | Quarterbacks |
| Mike Zimmer | Defensive Coordinator |

2012**HEAD COACH — MARVIN LEWIS**

| | |
|------------------|--|
| Paul Alexander | Assistant Head Coach/ Offensive Line |
| Jim Anderson | Running Backs |
| Mark Carrier | Defensive Backs |
| Kyle Caskey | Offensive Quality Control/ Assistant Offensive Line |
| Brayden Coombs | Offensive Assistant |
| Jeff Friday | Assistant Strength and Conditioning |
| Jay Gruden | Offensive Coordinator |
| Paul Guenther | Linebackers |
| Jay Hayes | Defensive Line |
| Jonathan Hayes | Tight Ends |
| Hue Jackson | Assistant Special Teams/ Assistant Defensive Backs |
| David Lippincott | Defensive Quality Control/ Assistant Linebackers |
| Chip Morton | Strength and Conditioning |
| Darrin Simmons | Special Teams |
| James Urban | Wide Receivers |
| Ken Zampese | Quarterbacks |
| Mike Zimmer | Defensive Coordinator |

2013**HEAD COACH — MARVIN LEWIS**

| | |
|------------------|---|
| Paul Alexander | Assistant Head Coach/ Offensive Line |
| Mark Carrier | Defensive Backs |
| Kyle Caskey | Assistant Offensive Line/ Quality Control |
| Brayden Coombs | Assistant Special Teams/ Quality Control |
| Jeff Friday | Assistant Strength and Conditioning |
| Jay Gruden | Offensive Coordinator |
| Paul Guenther | Linebackers |
| Jay Hayes | Defensive Line |
| Jonathan Hayes | Tight Ends |
| Hue Jackson | Special Assistant to the Head Coach/ Running Backs |
| David Lippincott | Assistant Linebackers/ Quality Control |
| Chip Morton | Strength and Conditioning |
| Darrin Simmons | Special Teams Coordinator |
| James Urban | Wide Receivers |
| Ken Zampese | Quarterbacks |
| Adam Zimmer | Assistant Defensive Backs |
| Mike Zimmer | Defensive Coordinator |

2014**HEAD COACH — MARVIN LEWIS**

| | |
|------------------|---|
| Paul Alexander | Assistant Head Coach/ Offensive Line |
| Brian Braswell | Offensive Assistant/Quality Control |
| Matt Burke | Linebackers |
| Mark Carrier | Defensive Backs |
| Kyle Caskey | Running Backs |
| Brayden Coombs | Assistant Special Teams/ Quality Control |
| Jeff Friday | Assistant Strength and Conditioning |
| Paul Guenther | Defensive Coordinator |
| Jay Hayes | Defensive Line |
| Jonathan Hayes | Tight Ends |
| Hue Jackson | Offensive Coordinator |
| Vance Joseph | Defensive Backs |
| Marcus Lewis | Defensive Assistant/Quality Control |
| David Lippincott | Assistant Linebackers/ Quality Control |
| Chip Morton | Strength and Conditioning |
| Darrin Simmons | Special Teams Coordinator |
| James Urban | Wide Receivers |
| Ken Zampese | Quarterbacks |

2015**HEAD COACH — MARVIN LEWIS**

| | |
|-------------------|--|
| Paul Alexander | Assistant Head Coach/ Offensive Line |
| Brian Braswell | Offensive Quality Control/ Assistant Offensive Line |
| Matt Burke | Linebackers |
| Mark Carrier | Defensive Backs |
| Kyle Caskey | Running Backs |
| Brayden Coombs | Offensive Quality Control/ Special Teams Assistant |
| Jeff Friday | Assistant Strength and Conditioning |
| Paul Guenther | Defensive Coordinator |
| Jay Hayes | Defensive Line |
| Jonathan Hayes | Tight Ends |
| Hue Jackson | Offensive Coordinator |
| Vance Joseph | Defensive Backs |
| Marcus Lewis | Defensive Assistant/Quality Control |
| David Lippincott | Assistant Linebackers/ Quality Control |
| Robert Livingston | Defensive Quality Control/ Special Teams Assistant |
| Chip Morton | Strength and Conditioning |
| Darrin Simmons | Special Teams Coordinator |
| James Urban | Wide Receivers |
| Ken Zampese | Quarterbacks |

2016**HEAD COACH — MARVIN LEWIS**

| | |
|-------------------|---|
| Paul Alexander | Assistant Head Coach/ Offensive Line |
| Jacob Burney | Defensive Line |
| Kyle Caskey | Running Backs |
| Brayden Coombs | Assistant Special Teams/ Defensive Quality Control |
| Robert Couch | Offensive Quality Control/ Offensive Line |
| Kevin Coyle | Secondary |
| Jeff Friday | Assistant Strength and Conditioning |
| Paul Guenther | Defensive Coordinator |
| Jim Haslett | Linebackers |
| Jonathan Hayes | Tight Ends |
| Bill Lazor | Quarterbacks |
| Marcus Lewis | Defensive Quality Control/ Defensive Line |
| David Lippincott | Assistant Linebackers/ Quality Control |
| Robert Livingston | Secondary |
| Chip Morton | Strength and Conditioning |
| Dan Pitcher | Offensive Assistant/Wide Receivers |
| Darrin Simmons | Special Teams Coordinator |
| James Urban | Wide Receivers |
| Ken Zampese | Offensive Coordinator |

PLAYER HISTORY

ALL-TIME ROSTER

To be eligible for the all-time roster, a player must have been in uniform for at least one regular-season or postseason game, or spent a minimum of four games on the roster (including inactive status). A player who qualifies at any point under these guidelines also will be credited for seasons in which he was on a reserve list but did not play or dress for a game. Players who spend time on a reserve list but have never played or dressed for a game do not qualify for the all-time roster. The Practice Squad does not qualify.

| — A — | | | | |
|-------|--------------------|-------|--------|------------------------|
| NO. | NAME | POS. | YRS. | COLLEGE |
| 53 | Abdullah, Khalid | LB | '03-04 | Mars Hill |
| 46 | Adams, Blue | CB | '07 | Cincinnati |
| 52 | Adams, Doug | LB | '71-74 | Ohio State |
| 95 | Adams, Sam | DT | '06 | Texas A&M |
| 90 | Adeyanju, Victor | DE | '10 | Indiana |
| 40 | Alexander, Charles | HB/FB | '79-85 | Louisiana State |
| 82 | Alexis, Alton | WR | '80 | Tulane |
| 15 | Alford, Mario | WR | '15 | West Virginia |
| 25 | Allen, Jason | CB | '12 | Tennessee |
| 33 | Ambrose, Ashley | CB | '96-98 | Mississippi Valley St. |
| 89 | Amsler, Martin | DE | '70 | Evansville |
| 92 | Anderson, Jamaal | DE | '12 | Arkansas |
| 31 | Anderson, Jerry | S | '77 | Oklahoma |
| 14 | Anderson, Ken | QB | '71-86 | Augustana (Ill.) |
| 71 | Anderson, Willie | OT | '96-07 | Auburn |
| 79 | Andrews, Stacy | G/OT | '04-08 | Mississippi |
| 78 | Archer, Dan | OT | '68 | Oregon |
| 33 | Armour, JoJuan | S/LB | '99-02 | Miami (Ohio) |
| 61 | Aronson, Doug | G | '87 | San Diego State |
| 65 | Arthur, Mike | C | '91-92 | Texas A&M |
| 96 | Askew, Matthias | DT | '04-05 | Michigan State |
| 97 | Atkins, Geno | DT | '10-16 | Georgia |
| 51 | Avery, Ken | LB | '67-74 | Southern Mississippi |

| — B — | | | | |
|-------|---------------------|--------|--------|----------------------|
| NO. | NAME | POS. | YRS. | COLLEGE |
| 85 | Baccaglio, Martin | DE | '68-70 | San Jose State |
| 79 | Bacon, Coy | DE | '76-77 | Jackson State |
| 10 | Bahr, Chris | K | '76-79 | Penn State |
| 18 | Bailey, Thomas | WR | '95 | Auburn |
| 42 | Ball, Eric | FB/KOR | '89-94 | UCLA |
| 38 | Banks, Estes | RB | '68 | Colorado |
| 90 | Bankston, Michael | DE | '98-00 | Sam Houston State |
| 35 | Barber, Chris | S | '87-89 | North Carolina A&T |
| 86 | Barber, Mike | WR | '90-92 | Marshall |
| 53 | Barker, Leo | LB | '84-91 | New Mexico State |
| 93 | Barndt, Tom | DT | '00 | Pittsburgh |
| 38,35 | Basnight, Michael | RB | '99-00 | North Carolina A&T |
| 84 | Bass, Don | WR/TE | '78-81 | Houston |
| 89 | Battaglia, Marco | TE | '96-01 | Rutgers |
| 31 | Battle, Ralph | DB | '84 | Jacksonville State |
| 21 | Bauman, Rashad | CB | '04-06 | Oregon |
| 23,49 | Bean, Robert | CB | '00-01 | Mississippi State |
| 58 | Beauchamp, Al | LB | '68-75 | Southern |
| 45 | Beckett, Rogers | S | '03-04 | Marshall |
| 26 | Bell, Leonard | S | '87 | Indiana |
| 40 | Bell, Myron | S | '88-99 | Michigan State |
| 21 | Benjamin, Ryan | RB | '93 | Pacific |
| 35 | Bennett, Antoine | CB | '91-92 | Florida A&M |
| 16 | Bennett, Ben | QB | '87 | Duke |
| 36 | Bennett, Brandon | RB/KOR | '98-03 | South Carolina |
| 23 | Bennett, Fred | CB | '10 | South Carolina |
| 32 | Benson, Cedric | RB | '08-11 | Texas |
| 57 | Bentley, Ray | LB | '92 | Central Michigan |
| 66 | Bergey, Bill | LB | '69-73 | Arkansas State |
| 25 | Bernard, Giovanni | RB | '13-16 | North Carolina |
| 82 | Berry, Royce | DE | '69-75 | Houston |
| 79 | Berthussen, Bill | DE | '87 | Iowa State |
| 21 | Bieniemy, Eric | RB/KOR | '95-98 | Colorado |
| 24 | Billups, Lewis | CB | '86-91 | North Alabama |
| 90 | Bilukidi, Christo | DT | '13 | Georgia State |
| 85 | Binns, Armon | WR | '12 | Cincinnati |
| 66 | Blackman, Ken | G | '96-99 | Illinois |
| 37 | Blackmon, Roosevelt | CB | '98-99 | Morris Brown |
| 56 | Blackstock, Darryl | LB/DE | '08 | Virginia |
| 29 | Blackwood, Lyle | S/PR | '73-75 | Texas Christian |
| 74 | Blados, Brian | G/OT | '84-91 | North Carolina |
| 45 | Blair, Michael | FB | '98 | Ball State |
| 8 | Blake, Jeff | QB | '94-99 | East Carolina |
| 61 | Bodine, Russell | C | '14-16 | North Carolina |
| 41 | Body, Patrick | CB | '05 | Toledo |
| 53 | Boley, Michael | LB | '13 | Southern Mississippi |
| 65 | Boling, Clint | G | '11-16 | Georgia |
| 96 | Booker, Vaughn | DE | '00-02 | Cincinnati |
| 32 | Borders, Nate | S | '87 | Indiana |
| 61 | Boyersky, Jerry | NT | '82-85 | Pittsburgh |
| 85 | Boyd, LaVell | WR | '00 | Louisville |
| 83 | Boyd, Tyler | WR | '16 | Pittsburgh |
| 85 | Brabham, Dan | LB | '68 | Arkansas |
| 60 | Bradley, Chuck | OT | '93 | Kentucky |
| 55 | Brady, Ed | LB/LS | '86-91 | Illinois |
| 74 | Braham, Rich | C/G | '94-06 | West Virginia |
| 4 | Bramlet, Casey | QB | '04 | Wyoming |
| 58 | Braxton, David | LB | '94 | Wake Forest |
| 3,10 | Breech, Jim | K | '80-92 | California |
| 34 | Breeden, Louis | CB | '77-87 | N. Carolina Central |
| 18 | Breen, Adrian | QB | '87 | Mohrhead State |
| 83 | Brennan, Brian | WR | '92 | Boston College |

| | | | | |
|-------|-------------------|----------|--------|----------------------|
| 60 | Brennan, Mike | OT | '90-91 | Notre Dame |
| 88 | Brewer, Sean | TE | '01-02 | San Jose State |
| 10 | Brice, Will | P | '99 | Virginia |
| 47 | Bright, Greg | S | '80-81 | Morehead State |
| 65 | Briz, Darrick | C | '94-98 | Oregon State |
| 43 | Brim, Mike | CB | '93-95 | Virginia Union |
| 83 | Brock, Kevin | TE | '14 | Rutgers |
| 50,55 | Brooks, Ahmad | LB | '06-07 | Virginia |
| 82 | Brooks, Billy | WR | '76-79 | Oklahoma |
| 27 | Brooks, Greg | CB | '04-06 | Southern Mississippi |
| 21 | Brooks, James | RB | '84-91 | Auburn |
| 33 | Broussard, Steve | RB | '94 | Washington State |
| 75 | Brown, Anthony | OT/G | '95-98 | Utah |
| 78 | Brown, Bob | DT | '75-76 | Arkansas AM&N |
| 23 | Brown, Chykie | CB | '16 | Texas |
| 81 | Brown, Eddie | WR | '85-91 | Miami (Fla.) |
| 3 | Brown, Josh | K | '12 | Nebraska |
| 86 | Brown, Ken | WR | '87 | Southern Arkansas |
| 80 | Brown, Tom | WR | '87 | Augustana (S.D.) |
| 21 | Browner, Jim | S | '79-80 | Notre Dame |
| 79 | Browner, Ross | DE | '78-86 | Notre Dame |
| 72 | Brunfield, Scott | G | '93-97 | Brigham Young |
| 52 | Buchanan, Tim | LB | '69 | Hawaii |
| 99 | Buck, Jason | DE | '87-90 | Brigham Young |
| 96 | Buckner, Brentson | NT | '97 | Clemson |
| 89 | Buie, Drew | WR | '72 | Catawba |
| 74 | Bujnoch, Glenn | G | '76-82 | Texas A&M |
| 4 | Bullock, Randy | K | '16 | Texas A&M |
| 55 | Buncom, Frank | LB | '68 | Southern California |
| 55 | Burfit, Vontaze | LB | '12-16 | Arizona State |
| 28 | Burk, Scott | S | '79 | Oklahoma State |
| 33 | Burkhead, Rex | RB | '13-16 | Nebraska |
| 67 | Burley, Gary | DE | '75-83 | Pittsburgh |
| 38 | Burns, Jason | RB | '95 | Wisconsin |
| 21 | Burris, Jeff | CB | '02-03 | Notre Dame |
| 58 | Bush, Blair | C | '78-82 | Washington |
| 88 | Bush, Steve | TE/FB/LS | '97-00 | Arizona State |
| 36,40 | Busing, John | S | '06-08 | Miami (Ohio) |
| 27 | Bussey, Barney | S/KOR | '86-92 | South Carolina State |

| — C — | | | | |
|-------|--------------------|--------|--------|----------------------|
| NO. | NAME | POS. | YRS. | COLLEGE |
| 68 | Cadigan, Dave | G | '94 | Southern California |
| 87 | Caldwell, Andre | WR/KOR | '08-11 | Florida |
| 50 | Cameron, Glenn | LB | '75-85 | Florida |
| 17 | Campbell, Jason | QB | '14 | Auburn |
| 64 | Canale, Justin | G | '69 | Mississippi State |
| 34 | Carey, Richard | CB | '89 | Idaho |
| 70 | Carpenter, Ron N. | DT/DE | '70-76 | North Carolina State |
| 32 | Carpenter, Ron A. | S | '93 | Miami (Ohio) |
| 86 | Carroll, Wesley | WR | '93 | Miami (Fla.) |
| 39 | Carson, Tra | RB | '16 | Texas A&M |
| 45 | Carter, Carl | CB | '90 | Texas Tech |
| 42 | Carter, Chris C. | S | '00-01 | Texas |
| 51,56 | Carter, Chris D. | LB | '14-15 | Fresno State |
| 32 | Carter, Ki-Jana | RB | '95-99 | Penn State |
| 21 | Carter, Tom | CB | '99-01 | Notre Dame |
| 11 | Carter, Virgil | QB | '70-73 | Brigham Young |
| 37 | Casanova, Tommy | S/PR | '72-77 | Louisiana State |
| 21 | Castille, Simeon | CB | '08 | Alabama |
| 56 | Catchings, Toney | LB | '87 | Cincinnati |
| 55 | Chamberlin, Frank | LB | '03-04 | Boston College |
| 72 | Chambers, Kirk | OT | '10 | Stanford |
| 81 | Chandler, Al | TE | '73-74 | Oklahoma |
| 24 | Chapman, Clarence | CB | '80-81 | Eastern Michigan |
| 80 | Charles, Orson | TE | '12-13 | Georgia |
| 83 | Chatman, Antonio | WR/PR | '06-09 | Cincinnati |
| 91 | Chevrier, Randy | LS | '01 | McGill (Canada) |
| 79 | Chomyszak, Steve | DT/DE | '68-73 | Syracuse |
| 11 | Christensen, Jeff | QB | '83 | Eastern Illinois |
| 57 | Clark, Bernard | LB | '90-91 | Miami (Fla.) |
| 42,35 | Clark, Boobie | FB | '73-78 | Bethune-Cookman |
| 11 | Clark, Bryan | QB | '84 | Michigan State |
| 21 | Clark, Rico | CB | '99 | Louisville |
| 11 | Clark, Wayne | QB | '74 | U.S. International |
| 93 | Clarke, Will | DE | '14-16 | West Virginia |
| 22 | Clements, Nate | CB/S | '11-12 | Ohio State |
| 92 | Clemons, Duane | DE | '03-05 | California |
| 86,46 | Coats, Daniel | TE/FB | '07-10 | Brigham Young |
| 61 | Coats, Tony | G | '99 | Washington |
| 24 | Cobb, Marvin | S | '75-79 | Southern California |
| 89 | Cobb, Mike | TE | '77 | Michigan State |
| 81 | Cochart, Colin | TE | '11 | South Dakota State |
| 80 | Coffman, Chase | TE | '09-10 | Missouri |
| 23 | Coleman, Al | S | '69-71 | Tennessee State |
| 60 | Coleman, Reggie | OT | '02 | Tennessee |
| 11 | Coles, Laveranues | WR | '09 | Florida State |
| 55 | Collins, Andre | LB | '95-97 | Penn State |
| 73 | Collins, Anthony | OT | '08-13 | Kansas |
| 90 | Collins, Gerald | LB | '95 | Vanderbilt |
| 76 | Collins, Glen | DE | '82-85 | Mississippi State |
| 80 | Collinsworth, Cris | WR | '81-88 | Florida |
| 38 | Conley, Steve | RB | '72 | Kansas |
| 32 | Conner, John | FB | '12 | Kentucky |
| 12 | Cook, Greg | QB | '69-74 | Cincinnati |
| 64 | Cook, Kyle | C | '08-13 | Michigan State |
| 92 | Copeland, John | DE/DT | '93-00 | Alabama |
| 81 | Corbett, Jim | TE | '77-80 | Pittsburgh |
| 16 | Core, Cody | WR | '16 | Mississippi |

| | | | | |
|-------|------------------|-------|--------|-------------------|
| 76 | Cornish, Frank | DT | '70 | Grambling |
| 12 | Cosby, Quan | WR/PR | '09-10 | Texas |
| 88 | Coslet, Bruce | TE | '69-76 | Pacific |
| 6 | Costello, Brad | P | '98-99 | Boston University |
| 46,29 | Coltrann, Jeff | FB | '94-96 | Ohio State |
| 70 | Cotton, Barney | G | '79 | Nebraska |
| 52 | Cousino, Brad | LB | '75 | Miami (Ohio) |
| 4 | Covington, Scott | QB | '99-01 | Miami (Fla.) |
| 10 | Crabtree, Eric | WR | '69-71 | Pittsburgh |
| 34 | Craig, Neal | S | '71-73 | Fisk |
| 42,33 | | | | |
| 32 | Crocker, Chris | S | '08-13 | Marshall |
| 60 | Crummey, Andrew | C | '08 | Maryland |
| 72 | Cupp, Keith | OT | '87 | Findlay |
| 98 | Curtis, Canute | LB | '97-02 | West Virginia |
| 85 | Curtis, Isaac | WR | '73-84 | San Diego State |

| — D — | | | | |
|-------|----------------------|--------|------------|---------------------|
| NO. | NAME | POS. | YRS. | COLLEGE |
| 14 | Dalton, Andy | QB | '11-16 | Texas Christian |
| 56 | Dansby, Karlos | LB | '16 | Auburn |
| 96 | Davidson, Kenny | DE | '96 | Louisiana State |
| 26 | Davis, Charlie | RB | '74-75 | Colorado |
| 31 | Davis, Lee | CB | '85 | Mississippi |
| 21 | Davis, Oliver | S | '81-82 | Tennessee State |
| 27 | Davis, Ricky | S | '75 | Alabama |
| 35,25 | Davis, Tony | RB/PR | '76-78 | Nebraska |
| 34 | Dawson, Clifton | RB | '07 | Harvard |
| 47 | Dawson, P.J. | LB | '15-16 | Texas Christian |
| 93 | DeAyala, Kiki | LB | '86-87 | Texas |
| 85 | DeGraffenreid, Allen | WR | '93 | Ohio State |
| 50 | DeLeone, Tom | G/C | '72-73 | Ohio State |
| 73 | DeMarco, Brian | G | '99 | Michigan State |
| 21 | Dennard, Darqueze | CB | '14-16 | Michigan State |
| 63 | Dennis, Guy | G | '69-72 | Florida |
| 74 | Dennis, Mark | OT | '94 | Illinois |
| 56 | DePaso, Tom | LB | '78 | Penn State |
| 51 | Devlin, Chris | LB | '75-78 | Penn State |
| 34 | Dillahunt, Ellis | S | '88 | East Carolina |
| 28 | Dillon, Corey | RB | '97-03 | Washington |
| 51 | DiManche, Jayson | LB | '13-14 | Southern Illinois |
| 38 | Dingle, Mike | RB | '91-92 | South Carolina |
| 52,51 | Dinkel, Tom | LB | '78-83, 85 | Kansas |
| 51 | Dixon, Gerald | LB | '96-97 | South Carolina |
| 29 | Dixon, Rickney | DB | '88-92 | Oklahoma |
| 66 | Donahue, Mark | G | '78-79 | Michigan |
| 10 | Dorsch, Travis | P/K | '02 | Purdue |
| 27 | Dorsey, DeDe | RB | '07-08 | Lindenwood |
| 44 | Doss, Mike | S | '08 | Ohio State |
| 76 | Doughty, Mike | OT | '99-00 | Notre Dame |
| 67 | Douglas, David | OT | '86-88 | Tennessee |
| 45 | Douthard, Ty | RB | '97 | Illinois |
| 44 | Dressler, Doug | RB | '70-74 | Chico State |
| 6 | Driskel, Jeff | QB | '16 | Louisiana Tech |
| 41 | Duckett, Forey | DB | '94 | Nevada-Reno |
| 81 | Dugans, Ron | WR | '00-02 | Florida State |
| 96 | Dunlap, Carlos | DE | '10-16 | Florida |
| 80 | Dunn, David | WR/KOR | '95-98 | Fresno State |
| 21 | Dunn, Paul | RB | '70 | U.S. International |
| 29 | Durko, Sandy | S | '70-72 | Southern California |
| 44 | Dye, Tony | S | '12-13 | UCLA |
| 27 | Dyer, Ken | S | '69-71 | Arizona State |

| — E — | | | | |
|-------|-------------------|-----------|------------|------------------------|
| NO. | NAME | POS. | YRS. | COLLEGE |
| 70 | Eaddy, James | NT | '87 | New York Tech |
| 53,87 | | | | |
| 41 | Edmonds, Chris | LB/TE/FB | '01-03 | West Virginia |
| 73 | Edwards, Eddie | DE/DT | '77-88 | Miami (Fla.) |
| 85 | Eifert, Tyler | TE | '13-16 | Notre Dame |
| 36 | Elliott, Lenvil | RB | '73-78 | Northeast Missouri St. |
| 59 | Ely, Larry | LB | '70-71 | Iowa |
| 52 | Elzey, Paul | LB | '68 | Toledo |
| 12 | Erickson, Alex | WR/KOR/PR | '16 | Wisconsin |
| 50 | Erickson, Bernard | LB | '68 | Abilene Christian |
| 17 | Ernst, Mike | QB | '73-74 | Cal State-Fullerton |
| 7 | Esiason, Boomer | QB | '84-92, 97 | Maryland |

| — F — | | | | |
|-------|--------------------|-------|--------|------------------------|
| NO. | NAME | POS. | YRS. | COLLEGE |
| 31 | Fain, Richard | CB | '91 | Florida |
| 62 | Faine, Jeff | C | '12 | Notre Dame |
| 63 | Fairchild, Greg | G | '76-77 | Tulsa |
| 68 | Fanene, Jonathan | DE/DT | '05-11 | Utah |
| 33 | Farley, John | RB | '84 | Cal State-Sacramento |
| 83 | Farmer, Danny | WR | '00-02 | UCLA |
| 96 | Fears, Willie | DE | '87 | Northwestern St. (La.) |
| 42 | Fejedelem, Clayton | S | '16 | Illinois |
| 44 | Fenner, Derrick | FB | '92-94 | North Carolina |
| 72 | Fest, Howard | G/OT | '68-75 | Texas |

(Player history — all-time roster, continued)

| | | | | |
|-------|----------------|------|--------|----------------------|
| 11 | Ford, Mike | QB | '82 | Southern Methodist |
| 88 | Foschi, J.P. | TE | '09-10 | Georgia Tech |
| 50 | Francis, James | LB | '90-98 | Georgia Tech |
| 39 | Franklin, Pat | RB | '87 | Southwest Texas St. |
| 57 | Frazier, Andre | LB | '06-07 | Cincinnati |
| 43 | Frazier, Curt | CB | '68 | Fresno State |
| 49,58 | Frazier, Guy | LB | '81-84 | Wyoming |
| 12 | Frerotte, Gus | QB | '02 | Tulsa |
| 97 | Frier, Mike | DE | '92-94 | Appalachian State |
| 47,83 | Frisch, David | TE | '93-94 | Colorado State |
| 37 | Fritts, Stan | RB | '75-76 | North Carolina State |
| 33 | Fulcher, David | S | '86-92 | Arizona State |
| 17 | Fulhage, Scott | P | '87-88 | Kansas State |
| 42 | Fuller, Mike | S/PR | '81-82 | Auburn |

— G —

| NO. | NAME | POS. | YRS. | COLLEGE |
|-----|------------------------|--------|--------|----------------------|
| 18 | Gallery, Jim | K | '89 | Minnesota |
| 48 | Garrett, John | WR | '89 | Princeton |
| 89 | Garrett, Shane | WR/KOR | '91-92 | Texas A&M |
| 11 | Gaynor, Doug | QB | '86 | Cal State-Long Beach |
| 91 | Geathers, Robert | DE/LB | '04-14 | Georgia |
| 26 | Gehrke, Jack | WR | '69 | Utah |
| 89 | George, Tim | WR | '73 | Carson-Newman |
| 21 | Ghee, Brandon | CB | '10-13 | Wake Forest |
| 53 | Ghiaciuc, Eric | C | '05-08 | Central Michigan |
| 48 | Gibler, Andy | TE | '83 | Missouri |
| 84 | Gibson, Damon | WR/PR | '98 | Iowa |
| 99 | Gibson, Oliver | DT/NT | '99-03 | Notre Dame |
| 95 | Gilberry, Wallace | DE | '12-16 | Alabama |
| 30 | Gilliard, Cory | S | '97 | Ball State |
| 64 | Glass, Bill | G | '80 | Baylor |
| 42 | Glover, LaVar | CB | '02 | Cincinnati |
| 63 | Goff, Mike | G/OT/C | '98-03 | Iowa |
| 58 | Gordon, Alex | LB | '91-93 | Cincinnati |
| 7 | Gradkowski, Bruce | QB | '11-12 | Toledo |
| 33 | Graham, Kenny | S | '70 | Washington State |
| 41 | Graham, Scottie | RB | '97 | Ohio State |
| 17 | Graham, Shayne | K | '03-09 | Virginia Tech |
| 24 | Grant, Alan | CB | '93 | Stanford |
| 98 | Grant, David | NT | '88-91 | West Virginia |
| 91 | Granville, Billy | LB | '97-00 | Duke |
| 41 | Graves, White | S | '68 | Louisiana State |
| 18 | Green, A.J. | WR | '11-16 | Georgia |
| 41 | Green, Dave | P/K | '74-75 | Ohio |
| 28 | Green, Harold | RB | '90-95 | South Carolina |
| 18 | Green, Skyler | WR | '07 | Louisiana State |
| 42 | Green-Ellis, BenJarvis | RB | '12-13 | Mississippi |
| 84 | Gresham, Jermaine | TE | '10-14 | Oklahoma |
| 45 | Griffin, Archie | RB | '76-83 | Ohio State |
| 87 | Griffin, Damon | WR/PR | '99-00 | Oregon |
| 22 | Griffin, James | S | '83-85 | Middle Tennessee St. |
| 76 | Griffin, Jim | DE | '68 | Grambling |
| 44 | Griffin, Ray | CB/KOR | '78-84 | Ohio State |
| 46 | Groce, Clif | FB | '99-00 | Texas A&M |
| 28 | Guillory, John | DB | '69-70 | Stanford |
| 27 | Gunn, Lance | S | '93 | Texas |
| 89 | Gunner, Harry | DE | '68-69 | Oregon State |
| 62 | Gutierrez, Brock | C/G | '96-02 | Central Michigan |

— H —

| NO. | NAME | POS. | YRS. | COLLEGE |
|-------|--------------------|-------|--------|------------------------|
| 45 | Haddix, Wayne | CB | '91 | Liberty |
| 35 | Haffner, Mike | WR | '71 | UCLA |
| 26 | Hall, Cory | S | '99-02 | Fresno State |
| 29 | Hall, Leon | CB | '07-15 | Michigan |
| 87 | Hamilton, Cobi | WR | '14 | Arkansas |
| 88 | Hamilton, Lawrence | WR | '03 | Stephen F. Austin |
| 71 | Hammerstein, Mike | DE/NT | '86-90 | Michigan |
| 66 | Hannula, Jim | OT | '83 | Northern Illinois |
| 91 | Hardison, Marcus | DT | '15-16 | Arizona State |
| 45,41 | Hardy, Adrian | CB | '94-95 | Northwestern St. (La.) |
| 51 | Hardy, Kevin | LB | '03-04 | Illinois |
| 36 | Hargrove, Jim | RB | '81 | Wake Forest |
| 57 | Harmon, Ed | LB | '69 | Louisville |
| 96 | Harrington, Chris | DE | '08 | Texas A&M |
| 53 | Harris, Bo | LB | '75-82 | Louisiana State |
| 46 | Harris, Clark | LS | '09-16 | Rutgers |
| 26 | Harris, Jim | DB | '71 | Howard Payne |
| 83 | Harris, M.L. | TE | '80-85 | Kansas State |
| 8 | Harris, Nick | P | '01-03 | California |
| 95 | Harris, Orien | DT | '08-09 | Miami (Fla.) |
| 92 | Harrison, James | LB | '13 | Kent State |
| 50 | Hawk, A.J. | LB | '15 | Ohio State |
| 16 | Hawkins, Andrew | WR | '11-13 | Toledo |
| 27 | Hawkins, Artrell | CB | '98-03 | Cincinnati |
| 72 | Hawkinson, Tanner | G | '13-14 | Kansas |
| 98 | Hayden, Nick | DT | '11 | Wisconsin |
| 5 | Hayes, Jeff | P | '86 | North Carolina |
| 69 | Headrick, Sherrill | LB | '68 | Texas Christian |
| 20 | Hearst, Garrison | RB | '96 | Georgia |
| 36 | Heath, Jo-Jo | DB | '80 | Pittsburgh |
| 22 | Heath, Rodney | CB | '99-01 | Minnesota |
| 34 | Hebert, Kyries | S | '08-09 | Louisiana-Lafayette |
| 50 | Henderson, Eric | DE/LB | '07-08 | Georgia Tech |
| 15 | Henry, Chris | WR | '05-09 | West Virginia |
| 38 | Henson, Champ | RB | '75 | Ohio State |
| 34 | Herock, Ken | TE | '68 | West Virginia |
| 22 | Herring, Kim | S | '04-05 | Penn State |
| 34 | Herron, Daniel | RB | '12 | Ohio State |

| | | | | |
|-------|----------------------|--------|----------|---------------------|
| 16 | Hertel, Rob | QB | '78 | Southern California |
| 89 | Hewitt, Ryan | H-B | '14-16 | Stanford |
| 56 | Hibler, Mike | LB | '68 | Stanford |
| 27 | Hicks, Bryan | S | '80-84 | McNeese State |
| 49 | Hill, Darius | TE | '09 | Ball State |
| 84,19 | Hill, Jeff | WR | '94-96 | Purdue |
| 32 | Hill, Jeremy | RB | '14-16 | Louisiana State |
| 28 | Hill, Troy | CB | '15 | Oregon |
| 89 | Hillary, Ira | WR/PR | '87-89 | South Carolina |
| 98 | Hinkle, George | DE | '93 | Arizona |
| 58 | Hobson, Victor | LB | '08 | Michigan |
| 52 | Hodge, Abdul | LB | '08-09 | Iowa |
| 83 | Holden, Steve | WR | '77 | Arizona State |
| 40 | Hollifield, John | RB | '88-89 | West Virginia |
| 76 | Holland, Vernon | OT | '71-79 | Tennessee State |
| 12 | Hollas, Donald | QB | '91-94 | Rice |
| 82 | Holman, Rodney | TE | '82-92 | Tulane |
| 66,73 | Hopkins, Trey | G | '14, '16 | Texas |
| 16 | Holt, Glenn | WR/KOR | '06-08 | Kentucky |
| 71 | Horn, Rod | NT | '80-81 | Nebraska |
| 10 | Horne, Greg | P | '87 | Arkansas |
| 20 | Horton, Ray | CB | '83-88 | Washington |
| 84 | Houshmandzadeh, T.J. | WR/PR | '01-08 | Oregon State |
| 53 | Howard, Thomas | LB | '11-12 | Texas-El Paso |
| 20 | Howard, Ty | CB | '99 | Ohio State |
| 71 | Howe, Garry | NT | '93 | Colorado |
| 10 | Huber, Kevin | P | '09-16 | Cincinnati |
| 60 | Hudson, Otis | G | '11 | Eastern Illinois |
| 85 | Hudson, James | WR | '96-99 | Portland State |
| 20 | Hunt, Bobby | S | '68-69 | Auburn |
| 31 | Hunt, Gary | DB | '87 | Memphis State |
| 72 | Hunt, Ron | OT | '76-78 | Oregon |
| 99 | Hunt, Margus | DE | '13-16 | Southern Methodist |

— I —

| NO. | NAME | POS. | YRS. | COLLEGE |
|-----|---------------|------|--------|-------------|
| 43 | Iloka, George | S | '12-16 | Boise State |
| 92 | Inglis, Tim | LB | '87-88 | Toledo |

— J —

| NO. | NAME | POS. | YRS. | COLLEGE |
|-------|--|-----------|----------------|----------------------|
| 23 | Jackson, Bernard | S/CB/KOR | '72-76 | Washington State |
| 28 | Jackson, Dexter | S | '06-08 | Florida State |
| 65 | Jackson, John | OT | '00-01 | Eastern Kentucky |
| 95 | Jackson, LaDairis | LB | '03-04 | Oregon State |
| 37 | Jackson, Robert | S | '81-87, '89 | Central Michigan |
| 80 | Jackson, Willie | WR | '98-99 | Florida |
| 80 | James, Lynn | WR | '90-91 | Arizona State |
| 20,26 | James, Tory | CB | '03-06 | Louisiana State |
| 30 | Jauron, Dick | S | '78-81 | Yale |
| 93,53 | Jeanly, Rashad | LB | '06-09 | Central Florida |
| 57 | Jefferson, Kevin | LB | '94-95 | Lehigh |
| 87 | Jeffries, Curtis | TE | '87 | Louisville |
| 84 | Jenkins, Mike | WR | '97 | Hampton |
| 23 | Jennings, Kelly | CB | '11 | Miami (Fla.) |
| 25 | Jennings, Ligarius | CB | '01-02 | Tennessee State |
| 36 | Jennings, Stanford | RB/KOR | '84-90 | Furman |
| 68 | Jetton, Paul | C/G | '89-91 | Texas |
| 30 | Johnson, Bill | RB | '85-87 | Arkansas State |
| 54 | Johnson, Bob | C | '68-79 | Tennessee |
| 59 | Johnson, Brandon | LB | '08-11 | Louisville |
| 85 | Johnson, Chad (changed last name to Ochocinco in 2008; was known as Ochocinco from '08-11) | WR | '01-10 | Oregon State |
| 68,99 | Johnson, Donnell | OT | '93 | Johnson C. Smith |
| 11 | Johnson, Doug | QB | '06 | Florida |
| 19 | Johnson, Essex | RB/PR/KOR | '68-75 | Grambling |
| 39 | Johnson, James | RB | '08 | Kansas State |
| 31,23 | Johnson, Jeremi | FB | '03-09 | Western Kentucky |
| 29 | Johnson, Jim | DB | '69 | South Carolina State |
| 55 | Johnson, John | LB | '94 | Clemson |
| 8 | Johnson, Josh | QB | '13 | San Diego |
| 80 | Johnson, Ken | DE | '71-77 | Indiana |
| 59 | Johnson, Landon | LB | '04-07 | Purdue |
| 27 | Johnson, Larry | RB | '09 | Penn State |
| 11 | Johnson, Lee | P/K | '88-98 | Brigham Young |
| 43 | Johnson, Mark | S | '87 | Western Kentucky |
| 93,90 | Johnson, Michael | DE/LB | '09-13, '15-16 | Georgia Tech |

| | | | | |
|-------|-----------------------|-----------|-------------|--------------------|
| 52 | Johnson, Nico | LB | '14 | Alabama |
| 46 | Johnson, Pete | FB | '77-83 | Ohio State |
| 50 | Johnson, Riall | LB | '01-03 | Stanford |
| 32 | Johnson, Rudi | RB | '01-07 | Auburn |
| 60 | Johnson, T.J. | C | '14-16 | South Carolina |
| 99 | Johnson, Tank | DT | '09-10 | Washington |
| 90 | Johnson, Tim | DT | '96 | Penn State |
| 78 | Johnson, Walter | DT | '77 | Los Angeles State |
| 16 | Joiner, Charlie | WR | '72-75 | Grambling |
| 57 | Jolitz, Evan | LB | '74 | Cincinnati |
| 24 | Jones, Adam | CB/PR/KOR | '10-16 | West Virginia |
| 32 | Jones, Bob | S | '73-74 | Virginia Union |
| 66 | Jones, Dan | OT | '93-95 | Maine |
| 20 | Jones, David | CB | '07-09 | Wingate |
| 57 | Jones, Dhani | LB | '07-10 | Michigan |
| 44 | Jones, Herana-Daze | S | '06-08 | Indiana |
| 76 | Jones, Levi | OT | '02-08 | Arizona State |
| 82 | Jones, Marvin | WR | '12-15 | California |
| 25 | Jones, Rod (Roderick) | CB | '90-96 | Southern Methodist |
| 60 | Jones, Rod (Rodrek) | OT/G | '96-00 | Kansas |
| 24 | Jones, Roger | CB | '94-96 | Tennessee State |
| 77 | Jones, Scott | OT | '89, '91 | Washington |
| 74,78 | Jones, Willie Lee | DT/DE | '68, '70-71 | Kansas State |
| 83 | Jordan, Kevin | WR | '96 | UCLA |

| | | | | |
|----|-------------------|----|--------|----------------|
| 36 | Joseph, James | RB | '95 | Auburn |
| 22 | Joseph, Johnathan | CB | '06-10 | South Carolina |
| 12 | Joseph, Kerry | QB | '96 | McNeese State |
| 10 | Justin, Paul | QB | '98 | Arizona State |

— K —

| NO. | NAME | POS. | YRS. | COLLEGE |
|------|-------------------|--------|--------|----------------------|
| 34 | Kaesviham, Kevin | S/CB | '01-06 | Augustana (S.D.) |
| 62 | Kalis, Todd | G | '95 | Arizona State |
| 84 | Kaltus, Eric | TE | '86-91 | Michigan |
| 56 | Keamey, Tim | LB | '72-74 | Northern Michigan |
| 29 | Keaton, Curtis | RB/KOR | '00-01 | James Madison |
| 44 | Keeling, Rex | P | '68 | Samford |
| 24 | Kellermann, Ernie | S | '72 | Miami (Ohio) |
| 77 | Kelly, Bob | OT | '68 | New Mexico State |
| 58 | Kelly, Joe | LB | '86-89 | Washington |
| 87 | Kelly, Mike | TE | '70-72 | Davidson |
| 82 | Kelly, Reggie | TE | '03-10 | Mississippi State |
| 98 | Kelly, Todd | DE | '95-96 | Tennessee |
| 26 | Kemp, Bobby | S | '81-86 | Cal State-Fullerton |
| 89 | Kern, Don | TE | '84-85 | Arizona State |
| 43 | Kilmer, Ethan | S | '06-08 | Penn State |
| 65 | Kindricks, Bill | DT | '68 | Alabama A&M |
| 47 | King, Charlie | CB | '68-69 | Purdue |
| 90 | King, Emanuel | LB | '85-88 | Alabama |
| 41 | King, Joe | S | '91 | Oklahoma State |
| 28 | Kinnebrew, Larry | FB | '83-87 | Tennessee State |
| 55 | Kirk, Randy | LB | '92-93 | San Diego State |
| 27 | Kirkpatrick, Dre | CB | '12-16 | Alabama |
| 3 | Klina, Jon | QB | '01-05 | Central Washington |
| 7,15 | Klingler, David | QB | '92-95 | Houston |
| 71 | Koch, Pete | DT | '84 | Maryland |
| 50 | Koegel, Vic | LB | '74 | Ohio State |
| 68 | Kollar, Bill | DT | '74-76 | Montana State |
| 75 | Koostira, Scott | G/OT | '03-09 | North Carolina State |
| 30 | Kors, R.J. | S | '93 | Cal State-Long Beach |
| 64 | Kozerski, Bruce | C/G/OT | '84-95 | Holy Cross |
| 86 | Kreider, Steve | WR | '79-86 | Lehigh |
| 6 | Krenzler, Craig | QB | '05 | Ohio State |
| 15 | Kresser, Eric | QB | '97-99 | Marshall |
| 75 | Kreis, Al | OT | '75 | Boston College |
| 81 | Kroft, Tyler | TE | '15-16 | Rutgers |
| 69 | Krumrie, Tim | NT | '83-94 | Wisconsin |
| 59 | Kurnick, Howie | LB | '79-80 | Cincinnati |

— L —

| NO. | NAME | POS. | YRS. | COLLEGE |
|-------|---------------------------------------|--------|-------------|----------------------|
| 11 | LaFell, Brandon | WR | '16 | Louisiana State |
| 40 | Lamb, Ron | RB | '68-71 | South Carolina |
| 59 | Lamur, Emmanuel | LB | '12-15 | Kansas State |
| 94,58 | Langford, Jevon | DE | '96-01 | Oklahoma State |
| 62 | Lapham, Dave | G/C/OT | '74-83 | Syracuse |
| 19 | Larson, Kyle | P | '04-08 | Nebraska |
| 83 | Law, Dennis | WR/PR | '78 | East Tennessee State |
| 80 | Lawrie, Nate | TE | '07-08 | Yale |
| 99 | Lawson, Manny | LB | '11-12 | North Carolina State |
| 68 | Lawson, Steve | G | '71-72 | Kansas |
| 55 | LeClair, Jim | LB | '72-83 | North Dakota |
| 86 | Lee, Donald | TE | '11 | Mississippi State |
| 58 | Leeuwenburg, Jay | G/C | '99 | Colorado |
| 8 | LeFevour, Dan | QB | '10 | Central Michigan |
| 40 | Leonard, Brian | RB | '09-12 | Rutgers |
| 52 | Levels, Dwayne | LB | '03 | Oklahoma State |
| 88 | Levenseller, Mike | WR | '79-80 | Washington State |
| 15 | Lewis, Dave | P/OT | '70-73 | Stanford |
| 37 | Lewis-Harris, Chris | CB | '12-16 | Tenn.-Chattanooga |
| 77 | Leyva, Victor | G/OT | '01-03 | Arizona State |
| 75 | Linn, Jack | G/OT | '93 | West Virginia |
| 88,11 | Little, Greg | WR | '14-15 | North Carolina |
| 62 | Livingston, Nate | G | '08-11 | Louisiana State |
| 11 | Livingston, Dale | P/K | '68-69 | Western Michigan |
| 52 | Logan, James | LB | '95 | Memphis |
| 29,23 | Logan, Marc | RB | '87-88 | Kentucky |
| 30 | Loft, Anthone | CB | '97 | Florida |
| 30 | Luchey, Nick (formerly Nick Williams) | FB/H-B | '99-02, '05 | Miami (Fla.) |
| 50 | Luigs, Jonathan | C | '09 | Arkansas |
| 29 | Lusby, Vaughn | CB/PR | '79 | Arkansas |
| 47 | Lynch, Corey | S | '08 | Appalachian State |
| 35 | Lynch, James | FB | '04 | Maryland |

— M —

| NO. | NAME | POS. | YRS. | COLLEGE |
|-----|------------------|----------|--------|-----------------|
| 34 | Mack, Tremain | S/CB/KOR | '97-00 | Miami (Fla.) |
| 77 | Maddox, Bob | DE | '74 | Frostburg State |
| 47 | Maddow, Steve | LB | '83-84 | Michigan State |
| 96 | Mallard, Josh | DE | '08 | Georgia |
| 9 | Manca, Massimo | K | '87 | Penn State |
| 44 | Manning, Aaron | CB | '87 | Iowa State |
| 95 | Manning, Roy | LB | '07 | Michigan |
| 58 | Manos, Sam | C | '87 | Marshall |
| 44 | Manuel, Marquand | S | '02-03 | Florida |
| 22 | Marsh, Curtis | CB | '13 | Utah State |
| 83 | Marshall, Ed | WR | '71 | Cameron (Okla.) |

(Player history — all-time roster, continued)

| | | | | |
|-------|-------------------|--------|----------------|---------------------|
| 36 | Mau'i, Reagan | FB | '08 | Hawaii |
| 96 | Maxey, Curtis | NT | '88 | Grambling |
| 50,58 | Maxwell, Jim | LB | '07-08 | Gardner-Webb |
| 10 | Maxwell, Marcus | WR | '07-08 | Oregon |
| 71 | Mayes, Rufus | OT | '70-78 | Ohio State |
| 51 | Mays, Corey | LB | '07-08 | Notre Dame |
| 26 | Mays, Taylor | S | '11-14 | Southern California |
| 39 | McCalebb, Onterio | CB | '14 | Auburn |
| 82 | McCall, Ed | WR | '68 | Miles College |
| 5 | McCarron, AJ | QB | '14-16 | Alabama |
| 72 | McClendon, Skip | DE | '87-91 | Arizona State |
| 65,66 | McClure, Wayne | LB | '68,'70 | Mississippi |
| 40 | McCluskey, David | RB | '87 | Georgia |
| 69 | McDaniel, John | WR | '74-77 | Lincoln |
| 86 | McDonald, Clinton | DT | '10 | Memphis |
| 56 | McDonald, Ricardo | LB | '92-97 | Pittsburgh |
| 85 | McGee, Tim | WR/KOR | '86-92, '94-95 | Tennessee |

| | | | | |
|----|---------------------|-----------|--------|-------------------|
| 82 | McGee, Tony | TE | '93-01 | Michigan |
| 96 | McGhee, Kanavis | LB | '94 | Colorado |
| 59 | McGill, Karmeeleyah | LB | '93 | Notre Dame |
| 66 | McGlynn, Mike | G | '11 | Pittsburgh |
| 87 | McInally, Pat | PWR | '76-85 | Harvard |
| 43 | McMullen, Kirk | TE | '01 | Pittsburgh |
| 10 | McNeal, Reggie | WR | '06 | Texas A&M |
| 42 | McVea, Warren | WR/KOR | '68 | Houston |
| 85 | Meehan, Greg | WR | '87 | Bowling Green |
| 58 | Megna, Marc | LB | '00 | Richmond |
| 62 | Melander, Jon | G | '92 | Minnesota |
| 59 | Melontree, Andrew | LB | '80 | Baylor |
| 3 | Mesko, Zoltan | P | '13 | Michigan |
| 68 | Middendorf, Dave | G | '68-69 | Washington State |
| 45 | Miles, Jeremy | S | '10-13 | Massachusetts |
| 36 | Miles, Ostell | RB | '92-93 | Houston |
| 58 | Miller, Caleb | LB | '04-07 | Arkansas |
| 44 | Milne, Brian | FB | '96-99 | Penn State |
| 42 | Mitchell, Anthony | S | '04-06 | Tuskegee |
| 72 | Mitchell, Mack | DE | '79 | Houston |
| 19 | Mitchell, Scott | QB | '00-01 | Utah |
| 99 | Miltz, Alonzo | DE | '91-92 | Florida |
| 52 | Moch, Dontay | LB | '11-12 | Nevada |
| 93 | Monds, Mario | DT | '01-02 | Cincinnati |
| 28 | Montgomery, Cleotha | RB/KOR/PR | '80 | Abilene Christian |

| | | | | |
|----|--------------------|------|--------|------------------------|
| 65 | Montoya, Max | G/OT | '79-89 | UCLA |
| 60 | Moore, Blake | C | '80-83 | Wooster |
| 60 | Moore, Eric | OT | '94 | Indiana |
| 29 | Moore, Kelvin | S | '98-99 | Morgan State |
| 60 | Moore, Langston | DT | '04 | South Carolina |
| 50 | Moore, Larry | G/C | '04-05 | Brigham Young |
| 65 | Moore, Maulty | DT | '75 | Bethune-Cookman |
| 93 | Morabito, Tim | DT | '96 | Boston College |
| 21 | Morgan, Melvin | CB | '76-78 | Mississippi Valley St. |
| 26 | Morrison, Reece | RB | '72-73 | Southwest Texas St. |
| 73 | Moyer, Ken | G/OT | '89-94 | Toledo |
| 56 | Muckelroy, Rodrick | LB | '10-12 | Texas |
| 16 | Muhlmann, Horst | K | '69-74 | (none) |
| 78 | Munoz, Anthony | OT | '80-92 | Southern California |
| 44 | Murray, Rico | CB/S | '09-11 | Kent State |
| 25 | Myers, Chip | WR | '69-76 | Northwestern Okla. |
| 31 | Myers, Greg | S/PR | '96-99 | Colorado State |
| 96 | Myers, Michael | DT | '07 | Alabama |
| 37 | Myles, Reggie | CB/S | '02-05 | Alabama |

| — N — | | | | |
|-------|--------------------|------|--------|----------------------|
| NO. | NAME | POS. | YRS. | COLLEGE |
| 57 | Navies, Hannibal | LB | '05 | Colorado |
| 41 | Ndukwue, Chinedum | S | '07-10 | Notre Dame |
| 41 | Neal, Lorenzo | FB | '01-02 | Fresno State |
| 52 | Neal, Randy | LB | '95-96 | Virginia |
| 53 | Neidert, John | LB | '68 | Louisville |
| 20 | Nelson, Reggie | S | '10-15 | Florida |
| 43 | Nelson, Tom | S | '09-10 | Illinois State |
| 74 | Newhouse, Marshall | OT | '14 | Texas Christian |
| 23 | Newman, Terence | CB | '12-14 | Kansas State |
| 52 | Nicholson, A.J. | LB | '06 | Florida State |
| 42 | Niehoff, Rob | S | '87 | Cincinnati |
| 95 | Nix, Roosevelt | DE | '92-93 | Central State (Ohio) |
| 12 | Norseth, Mike | QB | '87-88 | Kansas |
| 89 | Novak, Jack | TE | '75 | Wisconsin |
| 2 | Nugent, Mike | K | '10-16 | Ohio State |

| — O — | | | | |
|-------|------------------------------------|------|--------|---------------------|
| NO. | NAME | POS. | YRS. | COLLEGE |
| 68 | Obrovac, Mike | G/OT | '81-83 | Bowling Green |
| | Ochocinco, Chad (see Chad Johnson) | | | |
| 98 | Odum, Antwan | DE | '08-10 | Alabama |
| 12 | O'Donnell, Neil | QB | '98 | Maryland |
| 72 | O'Dwyer, Matt | G | '99-03 | Northwestern |
| 92 | Ogboju, Eric | DE | '02 | Maryland |
| 70 | Ogbuehi, Cedric | OT | '15-16 | Texas A&M |
| 96 | Oglesby, Alfred | DT | '95 | Houston |
| 52 | Ogletree, Craig | LB | '90 | Auburn |
| 26 | Ohaletle, Ifeanyi | S | '05 | Southern California |
| 29 | Oliver, Louis | S | '94 | Florida |
| 24 | O'Neal, Deltha | CB | '04-07 | California |
| 2 | Orlando, Bo | S | '96-97 | West Virginia |
| 4 | O'Sullivan, J.T. | QB | '09 | California, Davis |
| 48 | Ott, Tyler | LS | '16 | Harvard |
| 81 | Owens, Terrell | WR | '10 | Tenn.-Chattanooga |

| — P — | | | | |
|-------|-------------------|-----------|--------|----------------------|
| NO. | NAME | POS. | YRS. | COLLEGE |
| 9 | Palmer, Carson | QB | '03-10 | Southern California |
| 5 | Palmer, Jordan | QB | '08-10 | Texas-El Paso |
| 74 | Park, Ernie | G | '69 | McMurry |
| 86 | Parker, Carl | WR | '88-89 | Vanderbilt |
| 24 | Parker, Sirr | CB | '00 | Texas A&M |
| 20 | Parrish, Lemar | CB/PR/KOR | '70-77 | Lincoln |
| 93 | Parlen, Ty | DE | '93-95 | Arizona |
| 98 | Patterson, Elton | DE | '03-04 | Central Florida |
| 27 | Paul, Tito | CB | '97 | Ohio State |
| 64 | Payne, Rod | C | '97-98 | Michigan |
| 20 | Peacock, Elvis | RB | '81 | Oklahoma |
| 30 | Peerman, Cedric | RB | '10-16 | Virginia |
| 94 | Peko, Domata | DT | '06-16 | Michigan State |
| 9 | Pelfrey, Doug | K | '93-99 | Kentucky |
| 64 | Perreault, Pete | G | '68 | Boston University |
| 23,26 | Perry, Chris | RB/KOR | '04-08 | Michigan |
| 31 | Perry, Jason | S | '02 | North Carolina State |
| 32 | Perry, Scott | CB | '76-79 | Williams |
| 88 | Perry, Tab | WR/KOR | '05-07 | UCLA |
| 77 | Peters, Frank | OT | '69 | Ohio |
| 50 | Peterson, Ben | LB/LS | '99 | Pittsburg State |
| 53,87 | Peterson, Bill | LB | '68-72 | San Jose State |
| 4 | Pettrey, Aaron | K | '10 | Ohio State |
| 10 | Philcox, Todd | QB | '90 | Syracuse |
| 30 | Phillips, Jess | RB/DB | '68-72 | Michigan State |
| 59 | Phillips, Ray | LB | '77-78 | Nebraska |
| 81,80 | Pickens, Carl | WR/PR | '92-99 | Tennessee |
| 42 | Pickering, Clay | WR | '84-85 | Maine |
| 58,97 | Pillman, Brian | LB | '84 | Miami (Ohio) |
| 81 | Pleasant, Marquis | WR | '87 | Southern Methodist |
| 61 | Poe, Bill | G | '87 | Morehead State |
| 99 | Pollack, David | LB | '05-07 | Georgia |
| 67 | Pollak, Mike | G | '13-14 | Arizona State |
| 76 | Pollard, Trent | G/OT | '94-96 | Eastern Washington |
| 35 | Poole, Nathan | RB | '79-80 | Louisville |
| 13 | Pope, Daniel | P | '00 | Alabama |
| 24 | Pope, Geoffrey | CB | '08-09 | Howard |
| 56 | Porter, Sean | LB | '13-15 | Texas A&M |
| 72,91 | Powell, Carl | DE | '03-05 | Louisville |
| 9 | Powell, Shawn | P | '13 | Florida State |
| 36 | Pressley, Chris | FB | '10-13 | Wisconsin |
| 32 | Price, Mitchell | CB/PR | '90-93 | Tulane |
| 60 | Pritchard, Ron | LB | '72-77 | Arizona State |
| 68 | Purelory, Dave | DT | '78 | Eastern Michigan |
| 14 | Purify, Maurice | WR | '09 | Nebraska |
| 97 | Purvis, Andre | DT/DE | '97-99 | North Carolina |

| — Q — | | | | |
|-------|----------------|------|--------|----------------|
| NO. | NAME | POS. | YRS. | COLLEGE |
| 89 | Query, Jeff | WR | '92-95 | Millikin |
| 89 | Quinn, Richard | TE | '12 | North Carolina |

| — R — | | | | |
|-------|-------------------|------|--------|----------------|
| NO. | NAME | POS. | YRS. | COLLEGE |
| 5 | Rackers, Neil | K | '00-02 | Illinois |
| 81 | Randall, Dennis | DE | '68 | Oklahoma State |
| 90 | Randall, Kheeston | DT | '13 | Texas |
| 27 | Randolph, Al | CB | '72 | Iowa |
| 20 | Randolph, Thomas | CB | '98 | Kansas State |

| | | | | | |
|--------|-----------------------|----------------------|--------|------------------------|---------|
| 25,26, | 34 | Ratliff, Keiwan..... | CB/PR | '04-07,'09-10 | Florida |
| 61 | Rayam, Tom..... | G | '92-93 | Alabama | |
| 3 | Rayner, Dave..... | K | '08 | Michigan State | |
| 51 | Razzano, Rick..... | LB | '80-84 | Virginia Tech | |
| 52 | Reasons, Gary..... | LB | '92 | Northwestern St. (La.) | |
| 11 | Reaves, John..... | QB | '75-78 | Florida | |
| 79 | Rehberg, Scott..... | G/OT | '00-03 | Central Michigan | |
| 74 | Reid, Mike..... | DT | '70-74 | Penn State | |
| 75 | Reimers, Bruce..... | G/OT | '84-91 | Iowa State | |
| 67 | Reinke, Jeff..... | DE | '87 | Mankato State | |
| 88 | Rember, Reggie..... | WR | '91-93 | West Virginia | |
| 57,53 | Rey, Vincent..... | LB | '10-16 | Duke | |
| 70 | Rice, Andy..... | DT | '68-69 | Texas Southern | |
| 46 | Rice, Dan..... | RB | '87 | Michigan | |
| 10 | Richardson, Kyle..... | P | '03-04 | Arkansas State | |
| 68 | Richey, Tom..... | G/OT | '87 | Kentucky | |
| 72 | Ridgle, Elston..... | DE | '92 | Nevada-Reno | |
| 87 | Riggs, Jim..... | TE | '87-92 | Clemson | |
| 66 | Riley, Bob..... | OT | '87 | Indiana | |
| 13 | Riley, Ken..... | CB | '69-83 | Florida A&M | |

| | | | | | |
|-------|------------------------|----------------------|--------|---------------------|----------|
| 52,64 | 50 | Rimington, Dave..... | C | '83-87 | Nebraska |
| 55 | Rivers, Keith..... | LB | '08-11 | Southern California | |
| 52 | Roach, Trevor..... | LB | '15-16 | Nebraska | |
| 30 | Roberts, Terrell..... | CB | '03-04 | Oregon State | |
| 98 | Robinson, Bryan..... | DE/DT | '05-07 | Fresno State | |
| 23 | Robinson, Frank..... | CB | '92 | Boise State | |
| 81 | Robinson, Patrick..... | | | | |
| | | WR/PR/KOR | '93 | Tennessee State | |
| 18 | Robinson, Paul..... | RB/KOR | '68-72 | Arizona | |
| 66 | Robinson, Trevor..... | C | '12-13 | Notre Dame | |
| 12 | Roby, Courtney..... | WR | '07 | Indiana | |
| 79 | Rogers, Lamar..... | DE | '91-92 | Auburn | |
| 74 | Roland, Dennis..... | OT | '08-13 | Georgia | |
| 20 | Roman, Mark..... | CB/S | '00-03 | Louisiana State | |
| 81 | Roman, Nick..... | DE | '70-71 | Ohio State | |
| 93 | Romasko, Dave..... | TE | '87 | Carroll College | |
| 84 | Romer, Rich..... | LB | '88-89 | Union (N.Y.) | |
| 57 | Ross, Adrian..... | LB | '98-03 | Colorado State | |

| | | | | |
|-------|--------------------|--------|-------------|---------------------|
| 89,84 | Ross, Dan | TE | '79-83, '85 | Northeastern |
| 77 | Rourke, Jim | OL | '88 | Boston College |
| 3 | Rowe, Jeff | QB | '07 | Nevada |
| 92 | Rucker, Frosee | DE | '06-11 | Southern California |
| 95 | Rucker, Keith | DT | '94-95 | Ohio Wesleyan |
| 88 | Russell, Cliff | WR/KOR | '04 | Utah |
| 20,38 | Russell, Kei'Varae | CB | '16 | Notre Dame |
| 82 | Russell, Wade | TE | '87 | Taylor |
| 51 | Ruud, Tom | LB | '78-79 | Nebraska |

| — S — | | | | |
|-------|--------------------|-------|----------------|------------------------|
| NO. | NAME | POS. | YRS. | COLLEGE |
| 70 | Saddler, Rod | DE | '91 | Texas A&M |
| 87 | Sadowski, Troy | TE | '94-96 | Georgia |
| 27 | Saffold, Saint | WR | '68 | San Jose State |
| 72 | St. Clair, Mike | DE | '80-82 | Grambling |
| 48 | St. Louis, Brad | LS/TE | '00-09 | Southwest Missouri St. |
| 31 | Sands, Robert | S | '11-12 | West Virginia |
| 65 | Santucci, Dan | C | '07-09 | Notre Dame |
| 12 | Sanu, Mohamed | WR | '12-15 | Rutgers |
| 11 | Sanzenbacher, Dane | WR | '13-14 | Ohio State |
| 77 | Sargent, Kevin | OT/G | '92-98 | Eastern Washington |
| 98 | Savage, Tony | DE | '92 | Washington State |
| 23 | Sawyer, Corey | CB/PR | '94-98 | Florida State |
| 22 | Sawyer, Ken | S | '74 | Syracuse |
| 50 | Schaffer, J.K. | LB | '13-14 | Cincinnati |
| 56 | Schlegel, Anthony | LB | '07 | Ohio State |
| 89 | Schoebel, Matt | TE | '02-05 | Texas Christian |
| 15 | Schonert, Turk | QB | '80-85, '87-89 | Stanford |

| | | | | |
|-------|-------------------|-----------|----------------|---------------------|
| 10 | Schroeder, Jay | QB | '93 | UCLA |
| 59 | Schuh, Jeff | LB | '81-85 | Minnesota |
| 59 | Schutt, Scott | LB | '87 | North Dakota State |
| 28 | Scott, Bernard | RB/KOR | '09-13 | Abilene Christian |
| 37 | Scott, Bill | CB | '68 | Idaho |
| 86 | Scott, Darnay | WR | '94-01 | San Diego State |
| 93 | Scott, Greg | DT | '04 | Hampton |
| 74 | Scott, Tom | OT | '93 | East Carolina |
| 76 | Scrafford, Kirk | OT | '90-92 | Montana |
| 55 | Sellers, Lance | LB | '87 | Boise State |
| 35 | Shade, Sam | S | '95-98 | Alabama |
| 90 | Shaw, Eric | LB | '92-94 | Louisiana Tech |
| 26 | Shaw, Josh | CB | '15-16 | Southern California |
| 68 | Shaw, Scott | C | '98 | Michigan State |
| 39 | Shaw, Sedrick | RB | '99 | Iowa |
| 30 | Shelley, Willie | RB/KOR/PR | '76-77 | Alabama |
| 30 | Shelling, Chris | S | '95-96 | Auburn |
| 23 | Sherman, Rod | WR/K | '68 | Southern California |
| 64 | Shinners, John | G | '73-77 | Xavier (Ohio) |
| 11 | Shiple, Jordan | WR | '10-11 | Texas |
| 99,70 | Shirley, Jason | DT/G | '08,'10 | Fresno State |
| 59 | Shumon, Ron | LB | '78 | Wichita State |
| 56 | Simmons, Brian | LB | '98-06 | North Carolina |
| 96 | Simmons, Clyde | DE | '98 | Western Carolina |
| 25 | Simmons, John | CB/PR/KOR | '81-86 | Southern Methodist |
| 22 | Simmons, Marcello | CB | '93 | Southern Methodist |
| 56 | Simpkins, Ron | LB | '80-86 | Michigan |
| 89 | Simpson, Jerome | WR | '08-11 | Coastal Carolina |
| 90,92 | Sims, Pat | DT | '08-12, '15-16 | Auburn |

| | | | | |
|-------|-----------------|--------|--------|--------------------|
| 84 | Sims, Reggie | TE | '87 | Northern Illinois |
| 70 | Skow, Jim | DE | '86-89 | Nebraska |
| 51 | Skuta, Dan | LB | '09-12 | Grand Valley State |
| 45 | Smiley, Tom | RB | '68 | Lamar |
| 11 | Smith, Akili | QB | '99-02 | Oregon |
| 81 | Smith, Alex | TE | '13-14 | Stanford |
| 71 | Smith, Andre | OT | '09-15 | Alabama |
| 70 | Smith, Artie | DE | '94-96 | Louisiana Tech |
| 91 | Smith, Brad | LB | '93 | Texas Christian |
| 25 | Smith, Daryl | CB | '87-88 | North Alabama |
| 60 | Smith, Dave | OT | '88 | Southern Illinois |
| 31,40 | Smith, Derron | S | '15-16 | Fresno State |
| 31 | Smith, Fletcher | CB/S/P | '68-71 | Tennessee State |
| 62 | Smith, Gary | G | '84 | Virginia Tech |
| 76 | Smith, Jeff | DE | '87 | Earlham College |
| 90 | Smith, Justin | DE | '01-07 | Missouri |
| 62 | Smith, Ken | G | '87 | Miami (Ohio) |
| 83 | Smith, Kendal | WR | '89-90 | Utah State |
| 68 | Smith, Ron | DT | '02 | Lane College |

| | | | | | |
|-------|-------------------------|-------------------|--------|-------------|--------------------|
| 66,99 | 96 | Smith, Shaun..... | DT | '04-06, '09 | South Carolina |
| 24 | Smith, Tommie..... | WR | '69 | | San Jose State |
| 59 | Spearmann, Armegis..... | LB | '00-02 | | Mississippi |
| 22 | Spencer, Jimmy..... | CB | '96-97 | | Florida |
| 51 | Spikes, Takeo..... | LB | '98-02 | | Auburn |
| 48 | Spiller, Phil..... | S | '68 | | Los Angeles State |
| 52 | Sprotte, Jimmy..... | LB | '98-99 | | Arizona |
| 83 | Staley, Bill..... | DT | '68-69 | | Utah |
| 79 | Stallings, Ramondo..... | DE | '94-98 | | San Diego State |
| 70 | Steele, Glen..... | DT/DE | '98-03 | | Michigan |
| 84 | Stegall, Milt..... | WR/KOR | '92-94 | | Miami (Ohio) |
| 65 | Steinbach, Eric..... | G | '03-06 | | Iowa |
| 69 | Stepanovich, Alex..... | C | '07 | | Ohio State |
| 75 | Stephens, Jamain..... | OT/TE | '99-02 | | North Carolina A&T |
| 61 | Stephens, Reggie..... | C | '10 | | Iowa State |
| 53 | Stephens, Santo..... | LB | '94 | | Temple |
| 95 | Stevens, Larry..... | LB | '04-05 | | Michigan |
| 86 | Stewart, Tony..... | TE | '02-06 | | Penn State |
| 75 | Still, Devon..... | DT | '12-14 | | Penn State |
| 3 | Stilser, Clint..... | K | '10 | | Fresno State |
| 15 | Stofa, John..... | QB | '68-69 | | Buffalo |
| 96,67 | Stubbs, Daniel..... | DE | '91-93 | | Miami (Fla.) |
| 23 | Sunags, Shafer..... | S | '80 | | Ball State |

(Player history — all-time roster, continued)

| | | | | |
|----|-----------------------|------|-----|---------------|
| 62 | Sulsted, Alex..... | OT/G | '04 | Miami (Ohio) |
| 19 | Sunter, Ian..... | K | '80 | (none) |
| 41 | Swanson, Terry..... | P | '69 | Massachusetts |
| 66 | Szalay, Thatcher..... | G | '02 | Montana |

— T —

| NO. | NAME | POS. | YRS. | COLLEGE |
|-------|------------------------|-----------|--------|--------------------|
| 71 | Tamm, Ralph..... | G | '91 | West Chester |
| 19 | Tate, Brandon.... | WR/KOR/PR | '11-15 | North Carolina |
| 23 | Tate, Rodney..... | RB | '82-83 | Texas |
| 20 | Taylor, Craig..... | RB | '89-91 | West Virginia |
| 52 | Terry, Tim..... | LB | '97 | Temple |
| 22 | Thomas, Eric..... | CB | '87-92 | Tulane |
| 78 | Thomas, Lee..... | DE | '73 | Jackson State |
| 24 | Thomas, Sean..... | CB | '85 | Texas Christian |
| 17 | Thomas, Speedy..... | WR | '69-72 | Utah |
| 49 | Thomason, Jeff..... | TE | '92-93 | Oregon |
| 98,79 | Thompson, Brandon..... | DT | '12-16 | Clemson |
| 48 | Thompson, Craig..... | TE | '92-93 | North Carolina A&T |
| 12 | Thompson, Jack..... | QB | '79-82 | Washington State |
| 24 | Thompson, Lamont..... | S | '02 | Washington State |
| 93 | Thompson, Mike..... | NT | '98 | Wisconsin |
| 97 | Thornton, John..... | DT | '03-08 | West Virginia |
| 83 | Thornton, Reggie..... | WR | '93 | Bowling Green |
| 51 | Thurman, Odell..... | LB | '05 | Georgia |
| 77 | Tigges, Mark..... | OT | '87 | Western Illinois |
| 58,51 | Tovar, Steve..... | LB | '93-97 | Ohio State |
| 51 | Townsend, Brian..... | LB | '92 | Michigan |
| 25 | Trent, Morgan..... | CB | '09-11 | Michigan |
| 59 | Truitt, Greg..... | LS | '94-99 | Penn State |
| 84 | Trumpy, Bob..... | TE/WR | '68-77 | Utah |
| 96 | Tuatagaloa, Natu..... | DE | '89-91 | California |
| 53 | Tumulty, Tom..... | LB | '96-99 | Pittsburgh |
| 43 | Turner, Clem..... | RB | '69 | Cincinnati |
| 22 | Turner, Deacon..... | RB/KOR | '78-80 | San Diego State |
| 35 | Turner, Jimmy..... | CB | '83-86 | UCLA |
| 61 | Tuten, Melvin..... | OT/TE | '95-96 | Syracuse |
| 84 | Tweet, Rodney..... | WR | '87 | South Dakota |
| 17,83 | Twynner, Gunnard..... | WR | '97 | Western Illinois |

— U —

| NO. | NAME | POS. | YRS. | COLLEGE |
|-----|------------------|------|--------|-----------|
| 81 | Utecht, Ben..... | TE | '08-09 | Minnesota |
| 87 | Uzomah, C.J..... | TE | '15-16 | Auburn |

— V —

| NO. | NAME | POS. | YRS. | COLLEGE |
|-----|--------------------------|--------|--------|----------------------|
| 37 | Vakapuna, Fui..... | FB | '09-10 | Brigham Young |
| 81 | Verser, David..... | WR/KOR | '81-84 | Kansas |
| 59 | Vigil, Nick..... | LB | '16 | Utah State |
| 78 | Vincent, Ted..... | DT | '78 | Wichita State |
| 34 | Vinson, Fernandus..... | S | '91-94 | North Carolina State |
| 11 | Vitiello, Sandro..... | K | '80 | Massachusetts |
| 67 | von Oelhoffen, Kimo | NT/DT | '94-99 | Boise State |

— W —

| NO. | NAME | POS. | YRS. | COLLEGE |
|-------|---------------------------|-------|----------------|------------------------|
| 26 | Wade, Jonathan..... | CB | '10 | Tennessee |
| 63 | Wagner, Ray..... | OT | '82 | Kent State |
| 27 | Walker, Bracey..... | S | '94-96 | North Carolina |
| 59 | Walker, Kevin..... | LB | '88-92 | Maryland |
| 88,83 | Walker, Rick..... | TE | '77-79 | UCLA |
| 91 | Wallerstedt, Brett..... | LB | '94-96 | Arizona State |
| 10 | Walsh, John..... | QB | '95 | Brigham Young |
| 11 | Walter, Dave..... | QB | '87 | Michigan Tech |
| 63 | Walter, Joe..... | OT | '85-97 | Texas Tech |
| 83 | Walter, Kevin..... | WR | '03-05 | Eastern Michigan |
| 75 | Walters, Stan..... | OT | '72-74 | Syracuse |
| 51 | Ward, David..... | LB | '87 | Southern Arkansas |
| 88 | Ware, Derek..... | TE | '95 | Central State (Okla.) |
| 16 | Warren, Dewey..... | QB | '68 | Tennessee |
| 80 | Warrick, Peter..... | WR/PR | '00-04 | Florida State |
| 87 | Washington, Kelley..... | WR | '03-06 | Tennessee |
| 41 | Washington, Sam..... | CB | '85 | Mississippi Valley St. |
| 22 | Washington, Ted..... | RB | '68 | San Diego State |
| 33 | Watson, Kenny..... | RB | '03-08 | Penn State |
| 40 | Watson, Pete..... | RB | '72 | Tufts |
| 23 | Weathersby, Dennis..... | CB | '03-04 | Oregon State |
| 70 | Weaver, Emanuel..... | NT | '82-83 | South Carolina |
| 73 | Webb, Richmond..... | OT | '01-02 | Texas A&M |
| 52 | Webster, Nate..... | LB | '04-05 | Miami (Fla.) |
| 79 | Wells, Dana..... | NT | '89 | Arizona |
| 15 | Wells, Mike..... | QB | '77 | Illinois |
| 3 | Wenning, Keith..... | QB | '15 | Ball State |
| 82 | Westbrook, Michael..... | WR | '02 | Colorado |
| 63 | Westerman, Christian..... | G | '16 | Arizona State |
| 88 | Whalen, Ryan..... | WR | '11-13 | Stanford |
| 37 | Wheeler, Leonard..... | CB | '92-96 | Troy State |
| 86 | White, Andre..... | TE | '68 | Florida A&M |
| 51 | White, Leon..... | LB | '86-91 | Brigham Young |
| 26,47 | White, Marvin..... | S | '07-08, '10 | Texas Christian |
| 63 | White, Mike..... | DT | '79-80 | Albany State (Ga.) |
| 39 | White, Sheldon..... | CB | '93 | Miami (Ohio) |
| 83 | White, Sherman..... | DE | '72-75 | California |
| 55 | Whiteside, Keyon..... | LB | '03 | Tennessee |
| 75 | Whitley, Wilson..... | DT | '77-82 | Houston |
| 70 | Whitten, Bobby..... | OT | '81 | Kansas |
| 97 | Whittington, Bernard.... | DT/DE | '01-02 | Indiana |
| 77 | Whitworth, Andrew | OT/G | '06-16 | Louisiana State |
| 41 | Wilcots, Solomon..... | S/CB | '87-90 | Colorado |
| 4,12 | Wilhelm, Erik..... | QB | '89-91, '93-97 | Oregon State |
| 64 | Wilkerson, Ben..... | C | '05-06 | Louisiana State |
| 55 | Wilkins, Marcus..... | LB | '04-06 | Texas |

| | | | | |
|-------|--|-------|------------------|---------------------|
| 99 | Wilkinson, Dan..... | DT/DE | '94-97 | Ohio State |
| 94 | Williams, Alfred..... | LB/DE | '91-94 | Colorado |
| 63 | Williams, Bobbie..... | G | '04-11 | Arkansas |
| 31 | Williams, Darryl..... | S | '92-95, '00-01 | Miami (Fla.) |
| 69 | Williams, DeShawn..... | DT | '16 | Clemson |
| 43 | Williams, Ed..... | RB | '74-75 | Langston |
| 84 | Williams, Gary..... | WR | '84 | Ohio State |
| 33 | Williams, Jim..... | DB | '69 | Alcorn State |
| 40 | Williams, Madieu..... | S/CB | '04-07 | Maryland |
| 6 | Williams, Monk..... | WR | '68 | Arkansas AM&N |
| | Williams, Nick (changed name: see Nick Luchey) | | | |
| 57 | Williams, Reggie..... | LB | '76-89 | Dartmouth |
| 31 | Williams, Roy..... | S | '09-10 | Oklahoma |
| 36,40 | Williams, Shawn..... | S | '13-16 | Georgia |
| 87 | Williams, Stepfret..... | WR | '98 | Northeast Louisiana |
| 94 | Williams, Tony..... | DT | '01-04 | Memphis |
| 33 | Willis, Fred..... | RB | '71-72 | Boston College |
| 27 | Wilson, Gibril..... | S | '10-11 | Tennessee |
| 46 | Wilson, Joe..... | RB | '73 | Holy Cross |
| 67 | Wilson, Mike..... | OT/RB | '69-70 | Dayton |
| 77 | Wilson, Mike..... | OT | '78-85 | Georgia |
| 35 | Wilson, Quincy..... | RB | '06-07 | West Virginia |
| 55,57 | Wilson, Reinard..... | LB/DE | '97-02 | Florida State |
| 32 | Wilson, Stanley..... | RB | '83-84, '86, '88 | Oklahoma |
| 83 | Winans, Tydus..... | WR | '96 | Fresno State |
| 73 | Winston, Eric..... | OT | '14-16 | Miami (Fla.) |
| 60 | Withycombe, Mike..... | OT | '91-92 | Fresno State |
| 30,31 | Woods, Ickey..... | FB | '88-91 | Nevada-Las Vegas |
| 2 | Wright, Anthony..... | QB | '06 | South Carolina |
| 49 | Wright, Dana..... | RB | '87 | Findlay |
| 75 | Wright, Ernie..... | OT | '68-71 | Ohio State |
| 86 | Wright, James..... | WR | '14-16 | Louisiana State |
| 42 | Wright, Lawrence..... | S | '97, '99 | Florida |
| 14 | Wyche, Sam..... | QB | '68-70 | Furman |

— X —

| NO. | NAME | POS. | YRS. | COLLEGE |
|-----|--------|------|------|---------|
| | (none) | | | |

— Y —

| NO. | NAME | POS. | YRS. | COLLEGE |
|-----|-------------------|-------|--------|----------|
| 84 | Yeast, Craig..... | WR/PR | '99-00 | Kentucky |

— Z —

| NO. | NAME | POS. | YRS. | COLLEGE |
|-----|---------------------|------|--------|------------|
| 91 | Zander, Carl..... | LB | '85-91 | Tennessee |
| 68 | Zeitler, Kevin..... | G | '12-16 | Wisconsin |
| 45 | Zellers, Ray..... | FB | '98 | Notre Dame |

PLAYER HISTORY — UNIFORM NUMBERS

This all-time uniform numbers list is organized in chronological order for each number.

Generally, this list credits a player for having ownership of a uniform number for an entire season, even if he was with the team for only part of that season. However, game-by-game breakdowns within seasons are provided if (1) a player changed his uniform number during a season, or (2) more than one player wore the same number in the same season.

Numbers in parentheses behind players' names denote other uniform numbers worn by those players during their careers with the Bengals.

| No. 1 | |
|------------------|-------|
| NAME | YEARS |
| (never assigned) | |

| No. 2 | |
|----------------|---------|
| NAME | YEARS |
| Anthony Wright | 2006 |
| Mike Nugent | 2010-16 |

| No. 3 | |
|-----------------|---------|
| NAME | YEARS |
| Jim Breech (10) | 1985-92 |
| Jon Kilna | 2001-05 |
| Jeff Rowe | 2007 |
| Dave Rayner | 2008 |
| Clint Stitser | 2010 |
| Josh Brown | 2012 |
| Zoltan Mesko | 2013 |
| Keith Wenning | 2015 |

| No. 4 | |
|-------------------|--------------|
| NAME | YEARS |
| Erik Wilhelm (12) | 1991, '93-97 |
| Scott Covington | 1999-2001 |
| Casey Bramlet | 2004 |
| J.T. O'Sullivan | 2009 |
| Aaron Pettrey | 2010 |
| Randy Bullock | 2016 |

| No. 5 | |
|---------------|---------|
| NAME | YEARS |
| Jeff Hayes | 1986 |
| Neil Rackers | 2000-02 |
| Jordan Palmer | 2008-10 |
| AJ McCarron | 2014-16 |

| No. 6 | |
|----------------|---------|
| NAME | YEARS |
| Monk Williams | 1968 |
| Brad Costello | 1998-99 |
| Shane Matthews | 2003 |
| Craig Krenzler | 2005 |
| Jeff Driskel | 2016 |

| No. 7 | |
|---------------------|---------|
| NAME | YEARS |
| Boomer Esiason | 1984-92 |
| David Klingler (15) | 1993-95 |
| Boomer Esiason | 1997 |
| Bruce Gradkowski | 2011-12 |

| No. 8 | |
|--------------|---------|
| NAME | YEARS |
| Jeff Blake | 1994-99 |
| Nick Harris | 2001-03 |
| Dan LeFevour | 2010 |
| Josh Johnson | 2013 |

| No. 9 | |
|---------------|---------|
| NAME | YEARS |
| Massimo Manca | 1987 |
| Doug Pelfrey | 1993-99 |
| Carson Palmer | 2003-10 |
| Shawn Powell | 2013 |

| No. 10 | |
|-----------------|---------|
| NAME | YEARS |
| Eric Crabtree | 1969-71 |
| Chris Bahr | 1976-79 |
| Jim Breech (3) | 1980-84 |
| Greg Horne | 1987 |
| Todd Philcox | 1990 |
| Jay Schroeder | 1993 |
| John Walsh | 1995 |
| Paul Justin | 1998 |
| Will Brice | 1999 |
| Travis Dorsch | 2002 |
| Kyle Richardson | 2003-04 |
| Reggie McNeal | 2006 |
| Marcus Maxwell | 2007-08 |
| Kevin Huber | 2009-16 |

| No. 11 | |
|-------------------|-----------|
| NAME | YEARS |
| Dale Livingston | 1968-69 |
| Virgil Carter | 1970-73 |
| Wayne Clark | 1974 |
| John Reeves | 1975-78 |
| Sandro Vitiello | 1980 |
| Mike Ford | 1982 |
| Jeff Christensen | 1983 |
| Bryan Clark | 1984 |
| Doug Gaynor | 1986 |
| Dave Walter | 1987 |
| Lee Johnson | 1988-98 |
| Akili Smith | 1999-2002 |
| Doug Johnson | 2006 |
| Ryan Fitzpatrick | 2007-08 |
| Laveranues Coles | 2009 |
| Jordan Shipley | 2010-11 |
| Dane Sanzenbacher | 2013-14 |
| Greg Little (88) | 2015 |
| Brandon LaFell | 2016 |

| No. 12 | |
|------------------|---------|
| NAME | YEARS |
| Greg Cook | 1969-74 |
| Jack Thompson | 1979-82 |
| Mike Norseth | 1987-88 |
| Erik Wilhelm (4) | 1989-90 |
| Donald Hollas | 1991-94 |
| Kerry Joseph | 1996 |
| Neil O'Donnell | 1998 |
| Gus Frerotte | 2002 |
| Courtney Roby | 2007 |
| Quan Cosby | 2009-10 |
| Mohamed Sanu | 2012-15 |
| Alex Erickson | 2016 |

| No. 13 | |
|-------------|---------|
| NAME | YEARS |
| Ken Riley | 1969-83 |
| Daniel Pope | 2000 |

| No. 14 | |
|----------------|---------|
| NAME | YEARS |
| Sam Wyche | 1968-70 |
| Ken Anderson | 1971-86 |
| Maurice Purify | 2009 |
| Andy Dalton | 2011-16 |

| No. 15 | |
|--------------------|-----------------|
| NAME | YEARS |
| John Stofa | 1968-69 |
| Dave Lewis | 1970-73 |
| Mike Wells | 1977 |
| Turk Schonert | 1980-85, '87-89 |
| David Klingler (7) | 1992 |
| Eric Kresser | 1997-99 |
| Chris Henry | 2005-09 |
| Mario Alford | 2015 |

| No. 16 | |
|----------------|---------|
| NAME | YEARS |
| Dewey Warren | 1968 |
| Horst Muhlmann | 1969-74 |
| Rob Hertel | 1978 |
| Ben Bennett | 1987 |
| Glenn Holt | 2006-08 |
| Andrew Hawkins | 2011-13 |
| Cody Core | 2016 |

| No. 17 | |
|---------------------|---------------|
| NAME | YEARS |
| Speedy Thomas | 1969-72 |
| Mike Ernst | 1973-74 |
| Scott Fulhage | 1987-88 |
| Gunnard Twyner (83) | 1997 (Game 1) |
| Shayne Graham | 2003-09 |
| Jason Campbell | 2014 |

| No. 18 | |
|----------------|---------------------------|
| NAME | YEARS |
| Paul Robinson | 1968-71, '72 (Games 1-6) |
| Charlie Joiner | 1972 (Games 7-14), '73-75 |
| Adrian Breen | 1987 |
| Jim Gallery | 1989 |
| Thomas Bailey | 1995 |
| Skyler Green | 2007 |
| A.J. Green | 2011-16 |

| No. 19 | |
|----------------|--------------------|
| NAME | YEARS |
| Essex Johnson | 1968-75 |
| Ian Sunter | 1980 |
| Jeff Hill (84) | 1994, '95 (Game 1) |
| Scott Mitchell | 2000-01 |
| Kyle Larson | 2004-08 |
| Brandon Tate | 2011-15 |

| No. 20 | |
|-----------------------|-------------------|
| NAME | YEARS |
| Bobby Hunt | 1968-69 |
| Lemar Parrish | 1970-77 |
| Elvis Peacock | 1981 |
| Ray Horton | 1983-88 |
| Craig Taylor | 1989-91 |
| Garrison Hearst | 1996 |
| Thomas Randolph | 1998 |
| Ty Howard | 1999 |
| Mark Roman | 2000-03 |
| Tory James (26) | 2004-06 |
| David Jones | 2007-09 |
| Reggie Nelson | 2010-15 |
| KeiVarae Russell (38) | 2016 (Games 3-16) |

| No. 21 | |
|------------------|-----------------------------|
| NAME | YEARS |
| Paul Dunn | 1970 |
| Melvin Morgan | 1976-78 |
| Jim Browner | 1979-80 |
| Oliver Davis | 1981-82 |
| James Brooks | 1984-91 |
| Ryan Benjamin | 1993 |
| Eric Bieniemy | 1995-98 |
| Rico Clark | 1999 (Games 1-14) |
| Tom Carter | 1999 (Games 15-16), 2000-01 |
| Jeff Burris | 2002-03 |
| Rashad Bauman | 2004-06 |
| Simeon Castille | 2008 |
| Brandon Ghee | 2010-13 |
| Darqueze Dennard | 2014-16 |

| No. 22 | |
|------------------|-----------|
| NAME | YEARS |
| Ted Washington | 1968 |
| Ken Sawyer | 1974 |
| Deacon Turner | 1978-80 |
| James Griffin | 1983-85 |
| Eric Thomas | 1987-92 |
| Marcello Simmons | 1993 |
| Jimmy Spencer | 1996-97 |
| Rodney Heath | 1999-2001 |
| Kim Herring | 2004-05 |
| Johnathan Joseph | 2006-10 |
| Nate Clements | 2011-12 |
| Curtis Marsh | 2013 |

| No. 23 | |
|---------------------|---------|
| NAME | YEARS |
| Rod Sherman | 1968 |
| Al Coleman | 1969-71 |
| Bernard Jackson | 1972-76 |
| Shafer Suggs | 1980 |
| Rodney Tate | 1982-83 |
| Marc Logan (29) | 1988 |
| Frank Robinson | 1992 |
| Corey Sawyer | 1994-98 |
| Robert Bean (49) | 2001 |
| Dennis Weathersby | 2003-04 |
| Chris Perry (26) | 2005-08 |
| Jeremi Johnson (31) | 2009 |
| Fred Bennett | 2010 |
| Kelly Jennings | 2011 |
| Terence Newman | 2012-14 |
| Chykie Brown | 2016 |

| No. 24 | |
|------------------|---------|
| NAME | YEARS |
| Tommie Smith | 1969 |
| Ernie Kellermann | 1972 |
| Marvin Cobb | 1975-79 |
| Clarence Chapman | 1980-81 |
| Sean Thomas | 1985 |
| Lewis Billups | 1986-91 |
| Alan Grant | 1993 |
| Roger Jones | 1994-96 |
| Ric Mathias | 1998-99 |
| Sir Parker | 2000 |
| Lamont Thompson | 2002 |
| Deltha O'Neal | 2004-07 |
| Geoffrey Pope | 2008-09 |
| Adam Jones | 2010-16 |

| No. 25 | |
|-------------------------|-----------|
| NAME | YEARS |
| Chip Myers | 1969-76 |
| Tony Davis (35) | 1977-78 |
| John Simmons | 1981-86 |
| Daryl Smith | 1987-88 |
| Rod (Roderick) Jones | 1990-96 |
| Charles Fisher | 1999-2000 |
| Ligarius Jennings | 2001-02 |
| Keiwan Ratliff (26, 34) | 2004-07 |
| Jamar Fletcher | 2008 |
| Morgan Trent | 2009-11 |
| Jason Allen | 2012 |
| Giovani Bernard | 2013-16 |

| No. 26 | |
|-------------------------|-----------|
| NAME | YEARS |
| Jack Gehrke | 1969 |
| Jim Harris | 1971 |
| Reece Morrison | 1972-73 |
| Charlie Davis | 1974-75 |
| Bobby Kemp | 1981-86 |
| Leonard Bell | 1987 |
| Bo Orlando | 1996-97 |
| Cory Hall | 1999-2002 |
| Tory James (20) | 2003 |
| Chris Perry (23) | 2004 |
| Ifeanyi Ohaletu | 2005 |
| Marvin White (47) | 2007-08 |
| Keiwan Ratliff (25, 34) | 2009 |
| Jonathan Wade | 2010 |
| Taylor Mays | 2011-14 |
| Josh Shaw | 2015-16 |

| No. 27 | |
|-----------------|-----------|
| NAME | YEARS |
| Saint Saffold | 1968 |
| Ken Dyer | 1969-71 |
| Al Randolph | 1972 |
| Ricky Davis | 1975 |
| Bryan Hicks | 1980-84 |
| Barney Bussey | 1986-92 |
| Lance Gunn | 1993 |
| Bracey Walker | 1994-96 |
| Tito Paul | 1997 |
| Artrell Hawkins | 1998-2003 |
| Greg Brooks | 2004-06 |
| DeDe Dorsey | 2007-08 |
| Larry Johnson | 2009 |
| Gibril Wilson | 2010-11 |
| Dre Kirkpatrick | 2012-16 |

| No. 28 | |
|--------------------|-----------|
| NAME | YEARS |
| John Guillory | 1969-70 |
| Scott Burk | 1979 |
| Cleotha Montgomery | 1980 |
| Larry Kinnebrew | 1983-87 |
| Harold Green | 1990-95 |
| Corey Dillon | 1997-2003 |
| Dexter Jackson | 2006-08 |
| Bernard Scott | 2009-13 |
| Troy Hill | 2015 |

| No. 29 | |
|-------------------|---------|
| NAME | YEARS |
| Jim Johnson | 1969 |
| Sandy Durko | 1970-72 |
| Lyle Blackwood | 1973-75 |
| Vaughn Lusby | 1979 |
| Marc Logan (23) | 1987 |
| Rickey Dixon | 1988-92 |
| Louis Oliver | 1994 |
| Jeff Cothran (46) | 1996 |
| Kelvin Moore | 1998-99 |
| Curtis Keaton | 2000-01 |
| Leon Hall | 2007-15 |

| No. 30 | |
|--------------------------------------|--|
| NAME | YEARS |
| Jess Phillips | 1968-72 |
| Willie Shelby | 1976-77 |
| Dick Jauron | 1978-81 |
| Bill Johnson | 1985-87 |
| Ickey Woods (31) | 1988 (Games 9-16 and playoffs), '89-91 |
| R.J. Kors | 1993 |
| Chris Shelling | 1995-96 |
| Anthone Lott | 1997 (Games 1-7) |
| Cory Gillard | 1997 (Games 15-16) |
| Nick Luchey (formerly Nick Williams) | 1999-2002 |
| Terrell Roberts | 2003-04 |
| Nick Luchey (formerly Nick Williams) | 2005 |
| Cedric Peerman | 2010-16 |

| No. 31 | |
|---------------------|------------------|
| NAME | YEARS |
| Fletcher Smith | 1968-71 |
| Jerry Anderson | 1977 |
| Ralph Battle | 1984 |
| Lee Davis | 1985 |
| Gary Hunt | 1987 |
| Ickey Woods (30) | 1988 (Games 1-8) |
| Richard Fain | 1991 |
| Darryl Williams | 1992-95 |
| Greg Myers | 1996-99 |
| Darryl Williams | 2000-01 |
| Jason Perry | 2002 |
| Jeremi Johnson (23) | 2003-08 |
| Roy Williams | 2009-10 |
| Robert Sands | 2011-12 |
| Derron Smith (40) | 2016 |

(Uniform numbers, continued)

| No. 32 | |
|-----------------------------|--------------------------|
| NAME | YEARS |
| Bob Jones..... | 1973-74 |
| Scott Perry..... | 1976-79 |
| Stanley Wilson..... | 1983-84, '86 |
| Nate Borders..... | 1987 |
| Stanley Wilson..... | 1988 |
| Mitchell Price..... | 1990-92, '93 (Games 1-4) |
| Ron Carpenter..... | 1993 (Games 9-16) |
| Ki-Jana Carter..... | 1995-99 |
| Rudi Johnson..... | 2001-07 |
| Cedric Benson..... | 2008-11 |
| John Conner..... | 2012 |
| Chris Crocker (33, 42)..... | 2013 |
| Jeremy Hill..... | 2014-16 |

| No. 33 | |
|-----------------------------|-----------|
| NAME | YEARS |
| Jim Williams..... | 1969 |
| Kenny Graham..... | 1970 |
| Fred Willis..... | 1971-72 |
| Stan Fritts..... | 1975-76 |
| John Farley..... | 1984 |
| David Fulcher..... | 1986-92 |
| Steve Broussard..... | 1994 |
| Ashley Ambrose..... | 1996-98 |
| JoJuan Armour..... | 1999-2002 |
| Kenny Watson..... | 2003-08 |
| Chris Crocker (32, 42)..... | 2012 |
| Rex Burkhead..... | 2013-16 |

| No. 34 | |
|------------------------------|-----------|
| NAME | YEARS |
| Ken Herock..... | 1968 |
| Neal Craig..... | 1971-73 |
| Louis Breeden..... | 1978-87 |
| Ellis Dillahunt..... | 1988 |
| Richard Carey..... | 1989 |
| Fernandus Vinson..... | 1991-94 |
| Tremain Mack..... | 1997-2000 |
| Kevin Kaesviharn..... | 2001-06 |
| Clifton Dawson..... | 2007 |
| Kyries Hebert..... | 2008-09 |
| Keiwan Ratliff (25, 26)..... | 2010 |
| Daniel Herron..... | 2012 |

| No. 35 | |
|----------------------------|---------|
| NAME | YEARS |
| Mike Haffner..... | 1971 |
| Boobie Clark (42)..... | 1973 |
| Tony Davis (25)..... | 1976 |
| Nathan Poole..... | 1979-80 |
| Jimmy Turner..... | 1983-86 |
| Chris Barber..... | 1987-89 |
| Antoine Bennett..... | 1991-92 |
| Sam Shade..... | 1995-98 |
| Michael Basnight (38)..... | 2000 |
| James Lynch..... | 2004 |
| Quincy Wilson..... | 2006-07 |

| No. 36 | |
|--------------------------|-----------|
| NAME | YEARS |
| Lenvil Elliott..... | 1973-78 |
| Jo-Jo Heath..... | 1980 |
| Jim Hargrove..... | 1981 |
| Stanford Jennings..... | 1984-90 |
| Ostelt Miles..... | 1992-93 |
| James Joseph..... | 1995 |
| Brandon Bennett..... | 1998-2003 |
| John Busing (40)..... | 2006-07 |
| Reagan Maul'a..... | 2008 |
| Chris Pressley..... | 2010-13 |
| Shawn Williams (40)..... | 2014-16 |

| No. 37 | |
|-------------------------|--------------|
| NAME | YEARS |
| Bill Scott..... | 1968 |
| Tommy Casanova..... | 1972-77 |
| Robert Jackson..... | 1981-87, '89 |
| Leonard Wheeler..... | 1992-96 |
| Roosevelt Blackmon..... | 1998-99 |
| Reggie Myles..... | 2002-05 |
| Fui Vakapuna..... | 2009-10 |
| Chris Lewis-Harris..... | 2012-16 |

| No. 38 | |
|----------------------------|---------------|
| NAME | YEARS |
| Estes Banks..... | 1968 |
| Steve Conley..... | 1972 |
| Champ Henson..... | 1975 |
| Mike Dingle..... | 1991-92 |
| Jason Burns..... | 1995 |
| Michael Basnight (35)..... | 1999 |
| KeiVarae Russell (20)..... | 2016 (Game 2) |

| No. 39 | |
|-----------------------|-------|
| NAME | YEARS |
| Pat Franklin..... | 1987 |
| Sheldon White..... | 1993 |
| Sedrick Shaw..... | 1999 |
| James Johnson..... | 2008 |
| Onterio McCalebb..... | 2014 |
| Tra Carson..... | 2016 |

| No. 40 | |
|--------------------------|---------|
| NAME | YEARS |
| Ron Lamb..... | 1968-71 |
| Pete Watson..... | 1972 |
| Charles Alexander..... | 1979-85 |
| David McCluskey..... | 1987 |
| John Holifield..... | 1988-89 |
| Myron Bell..... | 1998-99 |
| Madieu Williams..... | 2004-07 |
| John Busing (36)..... | 2008 |
| Brian Leonard..... | 2009-12 |
| Shawn Williams (36)..... | 2013 |
| Derron Smith (31)..... | 2015 |

| No. 41 | |
|-----------------------------|------------------|
| NAME | YEARS |
| White Graves..... | 1968 |
| Terry Swanson..... | 1969 |
| Dave Green..... | 1974-75 |
| Sam Washington..... | 1985 |
| Solomon Wilcotts..... | 1987-90 |
| Joe King..... | 1991 |
| Forey Duckett..... | 1994 (Games 1-2) |
| Adrian Hardy (45)..... | 1994 (Game 3) |
| Scottie Graham..... | 1997 |
| Lorenzo Neal..... | 2001-02 |
| Chris Edmonds (53, 87)..... | 2003 |
| Patrick Body..... | 2005 |
| Chinedum Ndukwe..... | 2007-10 |

| No. 42 | |
|-----------------------------|-----------|
| NAME | YEARS |
| Warren McVea..... | 1968 |
| Boobie Clark (35)..... | 1974-78 |
| Mike Fuller..... | 1981-82 |
| Clay Pickering..... | 1984-85 |
| Rob Niehoff..... | 1987 |
| Eric Ball..... | 1989-94 |
| Lawrence Wright..... | 1997, '99 |
| Chris Carter..... | 2000-01 |
| LaVar Glover..... | 2002 |
| Anthony Mitchell..... | 2004-06 |
| Chris Crocker (32, 33)..... | 2008-11 |
| BenJarvus Green-Ellis..... | 2012-13 |
| Clayton Fejedelem..... | 2016 |

| No. 43 | |
|--------------------|---------|
| NAME | YEARS |
| Curt Frazier..... | 1968 |
| Clem Turner..... | 1969 |
| Ed Williams..... | 1974-75 |
| Mark Johnson..... | 1987 |
| Mike Brim..... | 1993-95 |
| Kirk McMullen..... | 2001 |
| Ethan Kilmer..... | 2006-08 |
| Tom Nelson..... | 2009-10 |
| George Iloka..... | 2012-16 |

| No. 44 | |
|------------------------|----------------------------|
| NAME | YEARS |
| Rex Keeling..... | 1968 |
| Doug Dressler..... | 1970-74 |
| Ray Griffin..... | 1978-84 |
| Aaron Manning..... | 1987 |
| Derrick Fenner..... | 1992-94 |
| Brian Milne..... | 1996-99 |
| Marquand Manuel..... | 2002-03 |
| Herana-Daze Jones..... | 2006-07, '08 (Games 1-9) |
| Mike Doss..... | 2008 (Games 14-16) |
| Rico Murray..... | 2009-11 |
| Tony Dye..... | 2012-13 |
| Jake Fisher (74)..... | 2015 (Game 16 and playoff) |

| No. 45 | |
|------------------------|------------------------|
| NAME | YEARS |
| Tom Smiley..... | 1968 |
| Archie Griffin..... | 1976-83 |
| Carl Carter..... | 1990 |
| Wayne Haddix..... | 1991 |
| Adrian Hardy (41)..... | 1994 (Games 4-16), '95 |
| Ty Douthard..... | 1997 |
| Michael Blair..... | 1998 (Games 5-9) |
| Ray Zellars..... | 1998 (Games 14-16) |
| Rogers Beckett..... | 2003-04 |
| Jeromy Miles..... | 2010-13 |

| No. 46 | |
|------------------------|-------------------|
| NAME | YEARS |
| Joe Wilson..... | 1973 |
| Pete Johnson..... | 1977-83 |
| Dan Rice..... | 1987 |
| Jeff Cothran (29)..... | 1994-95 |
| Cliff Groce..... | 1999-2000 |
| Blue Adams..... | 2007 |
| Daniel Coats (86)..... | 2008 (Games 9-16) |
| Clark Harris..... | 2009-16 |

| No. 47 | |
|------------------------|---------|
| NAME | YEARS |
| Charlie King..... | 1968-69 |
| Greg Bright..... | 1980-81 |
| Steve Maidlow..... | 1983-84 |
| David Frisch (83)..... | 1993 |
| Corey Lynch..... | 2008 |
| Marvin White (26)..... | 2010 |
| P.J. Dawson..... | 2015-16 |

| No. 48 | |
|---------------------|---------|
| NAME | YEARS |
| Phil Spiller..... | 1968 |
| Andy Gible..... | 1983 |
| John Garrett..... | 1989 |
| Craig Thompson..... | 1992-93 |
| Brad St. Louis..... | 2000-09 |
| Tyler Ott..... | 2016 |

| No. 49 | |
|-----------------------|-----------------------------|
| NAME | YEARS |
| Guy Frazier (58)..... | 1981-83, '84 (Games 1-3, 5) |
| Dana Wright..... | 1987 |
| Jeff Thomason..... | 1992-93 |
| Robert Bean (23)..... | 2000 |
| Darius Hill..... | 2009 |

| No. 50 | |
|---|----------|
| NAME | YEARS |
| Bernard Erickson..... | 1968 |
| Tom DeLeone..... | 1972-73 |
| Vic Koegel..... | 1974 |
| Glenn Cameron..... | 1975-85 |
| Dave Rimington (52, 64)..... | 1986-87 |
| James Francis..... | 1990-98 |
| Ben Peterson..... | 1999 |
| Riall Johnson..... | 2001-03 |
| Larry Moore..... | 2004-05 |
| Ahmad Brooks (55)..... | 2006 |
| Jim Maxwell (58)..... | 2007* |
| Eric Henderson..... | 2007-08* |
| Jonathan Luigs..... | 2009 |
| J.K. Schaffer..... | 2013-14 |
| A.J. Hawk..... | 2015 |
| *NOTE: Maxwell and Henderson both were assigned uniform No. 50 for Games 12-16 of 2007. At the time, however, only Maxwell was on the active roster. Henderson was on the Reserve/Injured list. | |

| No. 51 | |
|------------------------|---------------------------|
| NAME | YEARS |
| Ken Avery..... | 1969-74 |
| Chris Devlin..... | 1975-77, '78 (Game 1) |
| Tom Ruud..... | 1978 (Games 9-16), '79 |
| Rick Razzano..... | 1980-84 |
| Tom Dinkel (52)..... | 1985 |
| Leon White..... | 1986, '87 (Games 1-2) |
| David Ward..... | 1987 (Games 3-5) |
| Leon White..... | 1987 (Games 6-15), '88-91 |
| Brian Townsend..... | 1992 |
| Steve Tovar (58)..... | 1993-94 |
| Gerald Dixon..... | 1996-97 |
| Takeo Spikes..... | 1998-2002 |
| Kevin Hardy..... | 2003-04 |
| Odell Thurman..... | 2005 |
| Corey Mays..... | 2007-08 |
| Dan Skuta..... | 2009-12 |
| Jayson DiManche..... | 2013-14 |
| Chris Carter (56)..... | 2015 |

| No. 52 | |
|------------------------------|-----------------------|
| NAME | YEARS |
| John Matlock (57)..... | 1968 (Games 1-2) |
| Paul Elzey..... | 1968 (Games 10-14) |
| Tim Buchanan..... | 1969 |
| Doug Adams..... | 1971-74 |
| Brad Cousino..... | 1975 |
| Tom Dinkel (51)..... | 1978-83 |
| Dave Rimington (50, 64)..... | 1984-85 |
| Tom Flaherty..... | 1987 |
| Craig Ogletree..... | 1990 |
| Gary Reasons..... | 1992 |
| James Logan..... | 1995 (Games 7-8) |
| Randy Neal..... | 1995-96 (Games 12-16) |
| Tim Terry..... | 1997 |
| Jimmy Sprotte..... | 1998-99 |
| Dwayne Levels..... | 2003 |
| Nate Webster..... | 2004-05 |
| A.J. Nicholson..... | 2006 |
| Lemar Marshall..... | 2007 |
| Abdul Hodge..... | 2008-09 |
| Dontay Moch..... | 2011-12 |
| Nico Johnson..... | 2014 |
| Trevor Roach..... | 2015-16 |

| No. 53 | |
|-----------------------------|---------|
| NAME | YEARS |
| John Neidert..... | 1968 |
| Bill Peterson (87)..... | 1969-72 |
| Bo Harris..... | 1975-82 |
| Leo Barker..... | 1984-91 |
| Santo Stephens..... | 1994 |
| Tom Tumulty..... | 1996-99 |
| Chris Edmonds (41, 87)..... | 2001 |
| Khalid Abdullah..... | 2003-04 |
| Eric Ghiaciu..... | 2005-08 |
| Rashad Jeanty (93)..... | 2009 |
| Vincent Rey (57)..... | 2010 |
| Thomas Howard..... | 2011-12 |
| Michael Boley..... | 2013 |
| Marquis Flowers..... | 2014-16 |

| No. 54* | |
|--|---------|
| NAME | YEARS |
| Bob Johnson..... | 1968-79 |
| *NOTE: Bob Johnson's No. 54 is the Bengals' only retired uniform number. | |

| No. 55 | |
|--|---------------------------|
| NAME | YEARS |
| Frank Buncom..... | 1968 |
| Jim LeClair..... | 1972-83 |
| Ed Brady..... | 1986, '87 (Games 1-2) |
| Lance Sellers..... | 1987 (Games 3-5) |
| Ed Brady..... | 1987 (Games 6-15), '88-91 |
| Randy Kirk..... | 1992-93 |
| John Johnson..... | 1994 |
| Andre Collins..... | 1995-97 |
| Reinard Wilson (57)..... | 1998-2002 |
| Keyon Whiteside..... | 2003 (Games 1-6) |
| Frank Chamberlin..... | 2003 (Games 12-16), '04* |
| Marcus Wilkins..... | 2004-06* |
| Ahmad Brooks (50)..... | 2007 |
| Keith Rivers..... | 2008-11 |
| Vontaze Burfitt..... | 2012-16 |
| *NOTE: Chamberlin and Wilkins both were assigned uniform No. 55 for the entire 2004 season. At the time, however, only Wilkins was on the active roster. Chamberlin was on the Reserve/Injured list. | |

| No. 56 | |
|---|-----------|
| NAME | YEARS |
| Mike Hibler..... | 1968 |
| Tim Kearney..... | 1972-74 |
| Tom DePaso..... | 1978 |
| Ron Simpkins..... | 1980-86 |
| Toney Catchings..... | 1987 |
| Ricardo McDonald..... | 1992-97 |
| Brian Simmons..... | 1998-2006 |
| Anthony Schlegel..... | 2007 |
| Darryl Blackstock..... | 2008 |
| Rodrick Muckelroy..... | 2010-12 |
| Sean Porter..... | 2013-15* |
| Chris Carter (51)..... | 2014* |
| Karlos Dansby..... | 2016 |
| *NOTE: Porter and Carter both were assigned uniform No. 56 for Games 13-16 and the Wild Card Playoff of 2014. At the time, however, only Carter was on the active roster. Porter was on the Reserve/Injured list. | |

(Uniform numbers, continued)

| No. 57 | |
|--------------------------|---------------------------|
| NAME | YEARS |
| John Matlock (52) | 1968 (Games 3-14) |
| Ed Harmon..... | 1969 |
| Evan Jolitz..... | 1974 |
| Reggie Williams..... | 1976-89 |
| Bernard Clark..... | 1990-91 |
| Ray Bentley..... | 1992 |
| Kevin Jefferson..... | 1994-95 |
| Reinard Wilson (55)..... | 1997 |
| Adrian Ross..... | 1998-2003 |
| Hannibal Navies..... | 2005 |
| Andre Frazier..... | 2006, '07 (Games 1-2) |
| Dhani Jones..... | 2007 (Games 3-16), '08-10 |
| Vincent Rey (53)..... | 2011-16 |

| No. 58 | |
|--------------------------|---------------------------|
| NAME | YEARS |
| Al Beauchamp..... | 1968-75 |
| Blair Bush..... | 1978-82 |
| Brian Pillman (97)..... | 1984 (Games 1-3) |
| Guy Frazier (49)..... | 1984 (Game 4) |
| Brian Pillman (97)..... | 1984 (Game 5) |
| Guy Frazier (49)..... | 1984 (Games 6-16) |
| Joe Kelly..... | 1986, '87 (Games 1-2) |
| Sam Manos..... | 1987 (Games 3-5) |
| Joe Kelly..... | 1987 (Games 6-15), '88-89 |
| Alex Gordon..... | 1991-93 |
| David Braxton..... | 1994 |
| Steve Tovar (51)..... | 1995-97 |
| Jay Leeuwenburg..... | 1999 |
| Marc Megna..... | 2000 |
| Jevon Langford (94)..... | 2001 |
| Caleb Miller..... | 2004-07 |
| Victor Hobson..... | 2008 (Games 13-14) |
| Jim Maxwell (50)..... | 2008 (Games 15-16) |
| Rey Maulaluga..... | 2009-16 |

| No. 59 | |
|-------------------------|-----------------------|
| NAME | YEARS |
| Larry Ely..... | 1970-71 |
| Ray Phillips..... | 1977, '78 (Games 1-3) |
| Ron Shumon..... | 1978 (Games 4-16) |
| Howie Kurnick..... | 1979-80* |
| Andrew Melontree..... | 1980* |
| Jeff Schuh..... | 1981-85 |
| Scott Schult..... | 1987 |
| Kevin Walker..... | 1988-92 |
| Karmeeleyah McGill..... | 1993 |
| Greg Truitt..... | 1994-99 |
| Armegis Spearman..... | 2000-02 |
| Landon Johnson..... | 2004-07 |
| Brandon Johnson..... | 2008-11 |
| Emmanuel Lamur..... | 2012-15 |
| Nick Vigil..... | 2016 |

**NOTE: Kurnick and Melontree both were assigned uniform No. 59 for the entire 1980 season. At the time, however, only Melontree was on the active roster. Kurnick was on the Reserve/Non-Football Injury list.*

| No. 60 | |
|-------------------------|-------------------------|
| NAME | YEARS |
| Ron Pritchard..... | 1972-77 |
| Blake Moore..... | 1980-83 |
| Dave Smith..... | 1988 |
| Mike Brennan..... | 1990, '91 (Games 1-3) |
| Mike Withycombe..... | 1991 (Games 14-16), '92 |
| Chuck Bradley..... | 1993 |
| Eric Moore..... | 1994 |
| Rod (Rodrek) Jones..... | 1996-2000 |
| Reggie Coleman..... | 2002 |
| Langston Moore..... | 2004 |
| Andrew Crummey..... | 2008 |
| Otis Hudson..... | 2011 |
| T.J. Johnson..... | 2014-16 |

| No. 61 | |
|----------------------|--------------------|
| NAME | YEARS |
| Jerry Boyarsky..... | 1982-85 |
| Bill Poe..... | 1987 (Games 3-5) |
| Doug Aronson..... | 1987 (Games 10-12) |
| Tom Rayam..... | 1992-93 |
| Melvin Tuten..... | 1995-96 |
| Tony Coats..... | 1999 |
| Reggie Stephens..... | 2010 |
| Russell Bodine..... | 2014-16 |

| No. 62 | |
|----------------------|-----------|
| NAME | YEARS |
| Dave Lapham..... | 1974-83 |
| Gary Smith..... | 1984 |
| Ken Smith..... | 1987 |
| Jon Melander..... | 1992 |
| Todd Kalis..... | 1995 |
| Brock Gutierrez..... | 1996-2002 |
| Alex Sulisted..... | 2004 |
| Nate Livings..... | 2008-11 |
| Jeff Faine..... | 2012 |

| No. 63 | |
|---------------------------|-----------|
| NAME | YEARS |
| Guy Dennis..... | 1969-72 |
| Greg Fairchild..... | 1976-77 |
| Mike White..... | 1979-80 |
| Ray Wagner..... | 1982 |
| Joe Walter..... | 1985-97 |
| Mike Goff..... | 1998-2003 |
| Bobbie Williams..... | 2004-11 |
| Christian Westernman..... | 2016 |

| No. 64 | |
|------------------------------|---------|
| NAME | YEARS |
| Pete Perreault..... | 1968 |
| Justin Canale..... | 1969 |
| John Shinnars..... | 1973-77 |
| Bill Glass..... | 1980 |
| Dave Rimington (50, 52)..... | 1983 |
| Bruce Kozerski..... | 1984-95 |
| Rod Payne..... | 1997-98 |
| Ben Wilkerson..... | 2005-06 |
| Kyle Cook..... | 2008-13 |

| No. 65 | |
|-------------------------|---------|
| NAME | YEARS |
| Bill Kindricks..... | 1968 |
| Wayne McClure (66)..... | 1970 |
| Maulty Moore..... | 1975 |
| Max Montoya..... | 1979-89 |
| Mike Arthur..... | 1991-92 |
| Darrick Briz..... | 1994-98 |
| John Jackson..... | 2000-01 |
| Eric Steinbach..... | 2003-06 |
| Dan Santucci..... | 2007-09 |
| Clint Boling..... | 2011-16 |

| No. 66 | |
|---------------------------|--------------------------------------|
| NAME | YEARS |
| Wayne McClure (65)..... | 1968 |
| Bill Bergey..... | 1969-73 |
| Mark Donahue..... | 1978-79 |
| Jim Hannula..... | 1983 |
| Bob Riley..... | 1987 |
| Dan Jones..... | 1993-95 |
| Ken Blackman..... | 1996-99 |
| Thatcher Szalay..... | 2002 |
| Shaun Smith (99, 96)..... | 2005-06 |
| Evan Mathis..... | 2008-10 |
| Mike McGlynn..... | 2011 |
| Trevor Robinson..... | 2012-13 |
| Trey Hopkins (73)..... | 2014 (Games 13-16 and playoffs), '16 |

| No. 67 | |
|-------------------------|------------------------|
| NAME | YEARS |
| Mike Wilson..... | 1969-70 |
| Gary Burley..... | 1975-83 |
| David Douglas..... | 1986, '87 (Games 1-2) |
| Jeff Reinke..... | 1987 (Game 3) |
| David Douglas..... | 1987 (Games 6-15), '88 |
| Daniel Stubbs (96)..... | 1991, '92 (Games 1-4) |
| Kimo von Oelhoffen..... | 1994-99 |
| Jerry Fontenot..... | 2004 |
| Mike Pollak..... | 2013-14 |

| No. 68 | |
|---------------------------|-------------------|
| NAME | YEARS |
| Dave Middendorf..... | 1968-69 |
| Steve Lawson..... | 1971-72 |
| Bill Kollar..... | 1974-76 |
| Dave Purefory..... | 1978 |
| Mike Obrovac..... | 1981-83 |
| Tom Richey..... | 1987 |
| Paul Jeltton..... | 1989-91 |
| Donnell Johnson (99)..... | 1993 (Games 4-16) |
| Dave Cadigan..... | 1994 |
| Scott Shaw..... | 1998 |
| Ron Smith..... | 2002 |
| Jonathan Fanene..... | 2005-11 |
| Kevin Zeidler..... | 2012-16 |

| No. 69 | |
|------------------------|---------|
| NAME | YEARS |
| Sherrill Headrick..... | 1968 |
| Tim Krumrie..... | 1983-94 |
| Alex Stepanovich..... | 2007 |
| Clinton McDonald..... | 2010 |
| DeShawn Williams..... | 2016 |

| No. 70 | |
|-------------------------|---------------------------|
| NAME | YEARS |
| Andy Rice..... | 1968-69 |
| Ron Carpenter..... | 1970-76 |
| Barney Cotton..... | 1979 |
| Bobby Whitten..... | 1981 |
| Emanuel Weaver..... | 1982-83 |
| Jim Skow..... | 1986, '87 (Games 1-2) |
| James Eaddy..... | 1987 (Games 4-5) |
| Jim Skow..... | 1987 (Games 6-15), '88-89 |
| Rod Saddler..... | 1991 |
| Artie Smith..... | 1994-96 |
| Glen Steele..... | 1998-2003 |
| Jason Shieley (99)..... | 2010 |
| Cedric Ogbuehi..... | 2015-16 |

| No. 71 | |
|-----------------------|---------------------------|
| NAME | YEARS |
| Rufus Mayes..... | 1970-78 |
| Rod Horn..... | 1980-81 |
| Pete Koch..... | 1984 |
| Mike Hammerstein..... | 1986, '87 (Games 1-2) |
| John Fletcher..... | 1987 (Games 3-5) |
| Mike Hammerstein..... | 1987 (Games 6-15), '88-90 |
| Ralph Tamm..... | 1991 |
| Garry Howe..... | 1993 |
| Willie Anderson..... | 1996-2007 |
| Andre Smith..... | 2009-15 |

| No. 72 | |
|-----------------------|---------------------------|
| NAME | YEARS |
| Howard Fest..... | 1968-75 |
| Ron Hunt..... | 1976-78 |
| Mack Mitchell..... | 1979 |
| Mike St. Clair..... | 1980-82 |
| Skip McClendon..... | 1987 (Games 1-2) |
| Keith Cupp..... | 1987 (Games 3-5) |
| Skip McClendon..... | 1987 (Games 6-15), '88-91 |
| Elston Riddle..... | 1992 |
| Scott Brumfield..... | 1993-97 |
| Matt O'Dwyer..... | 1999-2003 |
| Carl Powell (91)..... | 2004-05 |
| Kirk Chambers..... | 2010 |
| Tanner Hawkinson..... | 2013-14 |

| No. 73 | |
|------------------------|---|
| NAME | YEARS |
| Pat Matson..... | 1968-74 |
| Eddie Edwards..... | 1977-88 |
| Ken Moyer..... | 1989-94 |
| Brian DeMarco..... | 1999 |
| Richmond Webb..... | 2001-02 |
| Anthony Collins..... | 2008-13 |
| Trey Hopkins (66)..... | 2014 (Games 1-13) |
| Eric Winston..... | 2014 (Games 13-16 and playoffs), '15-16 |

| No. 74 | |
|----------------------------|------------------------------|
| NAME | YEARS |
| Willie Lee Jones (78)..... | 1968 |
| Ernie Park..... | 1969 |
| Mike Reid..... | 1970-74 |
| Glenn Bujnoch..... | 1976-82 |
| Brian Blados..... | 1984-91 |
| Tom Scott..... | 1993 |
| Mark Dennis..... | 1994 (Games 4-10) |
| Rich Braham..... | 1994 (Games 11-16), '95-2006 |
| Dennis Roland..... | 2008-13 |
| Marshall Newhouse..... | 2014 |
| Jake Fisher (44)..... | 2015 (Games 1-15), '16 |

| No. 75 | |
|----------------------|-----------|
| NAME | YEARS |
| Ernie Wright..... | 1968-71 |
| Stan Walters..... | 1972-74 |
| Al Kreviss..... | 1975 |
| Wilson Whitley..... | 1977-82 |
| Bruce Reimers..... | 1984-91 |
| Jack Linn..... | 1993 |
| Anthony Brown..... | 1995-98 |
| Jamain Stephens..... | 1999-2002 |
| Scott Kooistra..... | 2003-09 |
| Devon Still..... | 2012-14 |

| No. 76 | |
|----------------------|-----------|
| NAME | YEARS |
| Jim Griffin..... | 1968 |
| Frank Cornish..... | 1970 |
| Vernon Holland..... | 1971-79 |
| Glen Collins..... | 1982-85 |
| Jeff Smith..... | 1987 |
| Kirk Scraftford..... | 1990-92 |
| Trent Pollard..... | 1994-96 |
| Mike Doughty..... | 1999-2000 |
| Levi Jones..... | 2002-08 |

| No. 77 | |
|-----------------------|-----------|
| NAME | YEARS |
| Bob Kelly..... | 1968 |
| Frank Peters..... | 1969 |
| Bob Maddox..... | 1974 |
| Mike Wilson..... | 1978-85 |
| Mark Tigges..... | 1987 |
| Jim Rourke..... | 1988 |
| Scott Jones..... | 1989, '91 |
| Victor Sargent..... | 1992-98 |
| Victor Leyva..... | 2001-03 |
| Andrew Whitworth..... | 2006-16 |

| No. 78 | |
|----------------------------|---------|
| NAME | YEARS |
| Dan Archer..... | 1968 |
| Willie Lee Jones (74)..... | 1970-71 |
| Lee Thomas..... | 1973 |
| Bob Brown..... | 1975-76 |
| Walter Johnson..... | 1977 |
| Ted Vincent..... | 1978 |
| Anthony Munoz..... | 1980-92 |

| No. 79 | |
|----------------------------|---------|
| NAME | YEARS |
| Steve Chomyszak..... | 1968-73 |
| Coy Bacon..... | 1976-77 |
| Ross Browner..... | 1978-86 |
| Bill Berthusen..... | 1987 |
| Dana Wells..... | 1989 |
| Lamar Rogers..... | 1991-92 |
| Ramondo Stallings..... | 1994-98 |
| Scott Rehberg..... | 2000-03 |
| Stacy Andrews..... | 2004-08 |
| Brandon Thompson (98)..... | 2012 |

| No. 80 | |
|------------------------|--------------------------|
| NAME | YEARS |
| Ken Johnson..... | 1971-77 |
| Cris Collinsworth..... | 1981-86, '87 (Games 1-2) |
| Tom Brown..... | 1987 (Games 4-5) |
| Cris Collinsworth..... | 1987 (Games 6-15), '88 |
| Lynn James..... | 1990-91 |
| Carl Pickens (81)..... | 1992-94 |
| David Dunn..... | 1995-97, '98 (Game 1) |
| Willie Jackson..... | 1998 (Games 2-16), '99 |
| Peter Warrick..... | 2000-04 |
| Nate Lawrie..... | 2007-08 |
| Chase Coffman..... | 2009-10 |
| Orson Charles..... | 2012-13 |

| No. 81 | |
|------------------------|---------------------------|
| NAME | YEARS |
| Dennis Randall..... | 1968 |
| Nick Roman..... | 1970-71 |
| Al Chandler..... | 1973-74 |
| Jim Corbett..... | 1977-80 |
| David Verser..... | 1981-84 |
| Eddie Brown..... | 1985-86, '87 (Games 1-2) |
| Marquis Pleasant..... | 1987 (Games 3-5) |
| Eddie Brown..... | 1987 (Games 6-15), '88-91 |
| Patrick Robinson..... | 1993 |
| Carl Pickens (80)..... | 1995-99 |
| Ron Dugans..... | 2000-02 |
| Ben Utecht..... | 2008-09 |
| Terrell Owens..... | 2010 |
| Colin Cochart..... | 2011 |
| Alex Smith..... | 2013-14 |
| Tyler Kroft..... | 2015-16 |

| No. 82 | |
|------------------------|---------------------------|
| NAME | YEARS |
| Ed McCall..... | 1968 |
| Royce Berry..... | 1969-75 |
| Billy Brooks..... | 1976-79 |
| Alton Alexis..... | 1980 |
| Rodney Holman..... | 1982-86, '87 (Games 1-2) |
| Wade Russell..... | 1987 (Games 3-5) |
| Rodney Holman..... | 1987 (Games 6-15), '88-92 |
| Tony McGee..... | 1993-2001 |
| Michael Westbrook..... | 2002 |
| Reggie Kelly..... | 2003-10 |
| Marvin Jones..... | 2012-15 |

| No. 83 | |
|--------------------------|-------------------|
| NAME | YEARS |
| Bill Staley..... | 1968-69 |
| Ed Marshall..... | 1971 |
| Sherman White..... | 1972-75 |
| Steve Holden..... | 1977 |
| Dennis Law..... | 1978 |
| Rick Walker (88)..... | 1979 |
| M.L. Harris..... | 1980-85 |
| Dave Romasko..... | 1987 |
| Kendal Smith..... | 1989-90 |
| Brian Brennan..... | 1992 |
| Reggie Thornton..... | 1993 |
| David Frisch (47)..... | 1994 |
| Tyodus Winans..... | 1996 (Games 1-6) |
| Kevin Jordan..... | 1996 (Games 7-11) |
| Gunnard Twyner (17)..... | 1997 (Games 2-3) |
| Danny Farmer..... | 2000-02 |
| Kevin Waller..... | 2003-05 |
| Antonio Chatman..... | 2006-09 |
| Kevin Brock..... | 2014 |
| Tyler Boyd..... | 2016 |

| No. 84 | |
|--------------------------|---------------------------|
| NAME | YEARS |
| Bob Trumpy..... | 1968-77 |
| Don Bass..... | 1978-81 |
| Gary Williams..... | 1984 |
| Dan Ross (89)..... | 1985 |
| Eric Kattus..... | 1986, '87 (Games 1-2) |
| Reggie Sims..... | 1987 (Game 3) |
| Rodney Tweet..... | 1987 (Games 4-5) |
| Eric Kattus..... | 1987 (Games 6-15), '88-91 |
| Mill Stegall..... | 1992-94 |
| Jeff Hill (19)..... | 1995 (Games 2-16), '96 |
| Mike Jenkins..... | 1997 |
| Damon Gibson..... | 1998 |
| Craig Yeast..... | 1999-2000 |
| T.J. Houshmandzadeh..... | 2001-08 |
| Jermaine Gresham..... | 2010-14 |

(Uniform numbers, continued)

| No. 85 | |
|--------------------------|----------------------------|
| NAME | YEARS |
| Dan Brabham..... | 1968 (Games 1-9) |
| Martin Baccaglio..... | 1968 (Games 12-14), '69-70 |
| Isaac Curtis..... | 1973-84 |
| Tim McGee..... | 1986, '87 (Games 1-2) |
| Greg Meehan..... | 1987 (Games 3-5) |
| Tim McGee..... | 1987 (Games 6-15), '88-92 |
| Allen DeGraffenreid..... | 1993 |
| Tim McGee..... | 1994-95 |
| James Hundon..... | 1996-99 |
| LaVell Boyd..... | 2000 |
| Chad Johnson..... | 2001-10 |
| Armon Binns..... | 2012 |
| Tyler Eifert..... | 2013-16 |

| No. 86 | |
|------------------------|-------------------------------|
| NAME | YEARS |
| Andre White..... | 1968 |
| John McDaniel..... | 1974-77 |
| Steve Kreider..... | 1979-86 |
| Ken Brown..... | 1987 |
| Carl Parker..... | 1988-89 |
| Mike Barber..... | 1990-92 |
| Wesley Carroll..... | 1993 |
| Darnay Scott..... | 1994-2001 |
| Tony Stewart..... | 2002-06 |
| Daniel Coats (46)..... | 2007, '08 (Games 1-8), '09-10 |
| Donald Lee..... | 2011 |
| James Wright..... | 2014-16 |

| No. 87 | |
|-----------------------------|---------------------------|
| NAME | YEARS |
| Bill Peterson (53)..... | 1968 |
| Mike Kelly..... | 1970-72 |
| Pat McInally..... | 1976-85 |
| Jim Riggs..... | 1987 (Games 1-2) |
| Curtis Jeffries..... | 1987 (Games 3-5) |
| Jim Riggs..... | 1987 (Games 6-15), '88-92 |
| Troy Sadowski..... | 1994-96 |
| Stepfret Williams..... | 1998 |
| Damon Griffin..... | 1999-2000 |
| Chris Edmonds (41, 53)..... | 2002 |
| Kelley Washington..... | 2003-06 |
| Andre Caldwell..... | 2008-11 |
| Cobi Hamilton..... | 2014 |
| C.J. Uzomah..... | 2015-16 |

| No. 88 | |
|------------------------|-----------|
| NAME | YEARS |
| Bruce Coslet..... | 1969-76 |
| Rick Walker (83)..... | 1977-78 |
| Mike Levenseller..... | 1979-80 |
| Mike Martin..... | 1983-89 |
| Reggie Rember..... | 1991-93 |
| Derek Ware..... | 1995 |
| Steve Bush..... | 1997-2000 |
| Sean Brewer..... | 2001-02 |
| Lawrence Hamilton..... | 2003 |
| Cliff Russell..... | 2004 |
| Tab Perry..... | 2005-07 |
| J.P. Foschi..... | 2009-10 |
| Ryan Whalen..... | 2011-13 |
| Greg Little (11)..... | 2014 |

| No. 89 | |
|----------------------|-------------------------|
| NAME | YEARS |
| Harry Gunner..... | 1968-69 |
| Martin Amsler..... | 1970 |
| Drew Buie..... | 1972 |
| Tim George..... | 1973 |
| Jack Novak..... | 1975 |
| Mike Cobb..... | 1977 |
| Dan Ross (84)..... | 1979-83 |
| Don Kern..... | 1984-85 |
| Ira Hillary..... | 1987-89 |
| Shane Garrett..... | 1991-92* |
| Jeff Query..... | 1992* (Games 5-16), '95 |
| Marco Battaglia..... | 1996-2001 |
| Matt Schobel..... | 2002-05 |
| Jerome Simpson..... | 2008-11 |
| Richard Quinn..... | 2012 |
| Ryan Hewitt..... | 2014-16 |

**NOTE: Garrett and Query both were assigned uniform No. 89 for Games 5-16 of 1992. At the time, however, only Query was on the active roster. Garrett was on the Reserve/Injured list.*

| No. 90 | |
|---------------------------|---------------------------------|
| NAME | YEARS |
| Emanuel King..... | 1985-88 |
| Eric Shaw..... | 1992-94 |
| Gerald Collins..... | 1995 |
| Tim Johnson..... | 1996 |
| Michael Bankston..... | 1998-2000 |
| Justin Smith..... | 2001-07 |
| Pat Sims (92)..... | 2008-12 |
| Kheeston Randall..... | 2013 (Games 10-11) |
| Christo Bilukidi..... | 2013 (Games 12-16 and playoffs) |
| Michael Johnson (93)..... | 2015-16 |

| No. 91 | |
|------------------------|-----------|
| NAME | YEARS |
| Carl Zander..... | 1985-91 |
| Brad Smith..... | 1993 |
| Brett Wallerstedt..... | 1994-96 |
| Billy Granville..... | 1997-2000 |
| Randy Chevrier..... | 2001 |
| Carl Powell (72)..... | 2003 |
| Robert Geathers..... | 2004-14 |
| Marcus Hardison..... | 2015-16 |

| No. 92 | |
|----------------------|-----------|
| NAME | YEARS |
| Tim Inglis..... | 1987-88 |
| John Copeland..... | 1993-2000 |
| Eric Ogbogo..... | 2002 |
| Duane Clemons..... | 2003-05 |
| Frostee Rucker..... | 2006-11 |
| Jamaal Anderson..... | 2012 |
| James Harrison..... | 2013 |
| Pat Sims (90)..... | 2015-16 |

| No. 93 | |
|---------------------------|---------|
| NAME | YEARS |
| Kiki DeAyala..... | 1986-87 |
| Ty Parten..... | 1993-95 |
| Tim Morabito..... | 1996 |
| Mike Thompson..... | 1998 |
| Tom Barndt..... | 2000 |
| Mario Monds..... | 2001-02 |
| Greg Scott..... | 2004 |
| Rashad Jeanly (53)..... | 2006-08 |
| Michael Johnson (90)..... | 2009-13 |
| Will Clarke..... | 2014-16 |

| No. 94 | |
|--------------------------|-----------|
| NAME | YEARS |
| Rich Romer..... | 1988-89 |
| Alfred Williams..... | 1991-94 |
| Jevon Langford (58)..... | 1996-2000 |
| Tony Williams..... | 2001-04 |
| Domata Peko..... | 2006-16 |

| No. 95 | |
|-----------------------|-------------------------|
| NAME | YEARS |
| Roosevelt Nix..... | 1992-93 |
| Keith Rucker..... | 1994-95 |
| Steve Foley..... | 1998-2002 |
| LaDairis Jackson..... | 2003-04* |
| Larry Stevens..... | 2004* (Games 8-16), '05 |
| Sam Adams..... | 2006 |
| Roy Manning..... | 2007 |
| Orien Harris..... | 2008-09 |
| Victor Adeyanju..... | 2010 |
| Wallace Gilberry..... | 2012-16 |

**NOTE: Jackson and Stevens both were assigned uniform No. 95 for Games 8-16 of 2004. At the time, however, only Stevens was on the active roster. Jackson was on the Reserve/Injured list.*

| No. 96 | |
|---------------------------|------------------------|
| NAME | YEARS |
| Willie Fears..... | 1987 |
| Curtis Maxey..... | 1988 |
| Natu Tuatagaloa..... | 1989-91 |
| Daniel Stubbs (67)..... | 1992 (Games 5-16), '93 |
| Kanavis McGhee..... | 1994 |
| Alfred Oglesby..... | 1995 |
| Kenny Davidson..... | 1996 |
| Brentson Buckner..... | 1997 |
| Clyde Simmons..... | 1998 |
| Vaughn Booker..... | 2000-02 |
| Matthias Askew..... | 2004-05 |
| Michael Myers..... | 2007 |
| Josh Mallard..... | 2008 (Games 12-13) |
| Chris Harrington..... | 2008 (Games 14-16) |
| Shaun Smith (66, 99)..... | 2009 |
| Carlos Dunlap..... | 2010-16 |

| No. 97 | |
|--------------------------|-------------------|
| NAME | YEARS |
| Brian Pillman (58)..... | 1984 (Games 4, 6) |
| Mike Frier..... | 1992-94 |
| Andre Purvis..... | 1997-99 |
| Bernard Whittington..... | 2001-02 |
| John Thornton..... | 2003-08 |
| Geno Atkins..... | 2010-16 |

| No. 98 | |
|----------------------------|-----------------------|
| NAME | YEARS |
| David Grant..... | 1988-91 |
| Tony Savage..... | 1992 |
| George Hinkle..... | 1993 |
| Todd Kelly..... | 1995-96 |
| Canute Curtis..... | 1997-2002 |
| Elton Patterson..... | 2003, '04 (Games 3-4) |
| Terrance Martin..... | 2004 (Games 8-16) |
| Bryan Robinson..... | 2005-07 |
| Antwan Odum..... | 2008-10 |
| Nick Hayden..... | 2011 |
| Brandon Thompson (79)..... | 2013-16 |

| No. 99 | |
|---------------------------|------------------|
| NAME | YEARS |
| Jason Buck..... | 1987-90 |
| Alonzo Mitz..... | 1991-92 |
| Donnell Johnson (68)..... | 1993 (Games 1-3) |
| Dan Wilkinson..... | 1994-97 |
| Oliver Gibson..... | 1999-2003 |
| Shaun Smith (66, 96)..... | 2004 |
| David Pollack..... | 2005-07 |
| Jason Shirley (70)..... | 2008 |
| Tank Johnson..... | 2009-10 |
| Manny Lawson..... | 2011-12 |
| Margus Hunt..... | 2013-16 |

PLAYER HISTORY — TRADES

An asterisk () denotes a draft-day trade.*

| | | | |
|----------------|--|----------------|--|
| Dec. 26, 1967 | — Acquired QB John Stofa from Miami for two undisclosed future draft choices. The draft choices were later determined to be No. 27 overall in the 1968 draft (first round; Dolphins selected OT Doug Crusan) and No. 54 overall in the '68 draft (second round; Dolphins selected TE Jim Cox). | Sept. 8, 1975 | — Acquired an undisclosed future draft choice from New England for RB Doug Dressler . The draft choice was later determined to be No. 187 overall in the 1976 draft (seventh round; Bengals selected QB Bob Bateman). |
| Jan. 22, 1968 | — Acquired TE Andre White from Denver for an undisclosed future draft choice. The draft choice was later determined to be No. 111 overall in the 1968 draft (fourth round; Broncos selected DB Gus Hollomon). | Sept. 9, 1975 | — Acquired an undisclosed future draft choice from Green Bay for G Pat Matson . The draft choice was later determined to be No. 192 overall in 1976 draft (seventh round; Bengals selected DB Pete Rome). |
| Jan. 30, 1968* | — Bengals acquired LB Tom Rhoads from Buffalo for a fifth-round draft choice in the 1968 draft. The fifth-round pick Buffalo received was No. 114 overall (Bills selected RB Ben Gregory). | April 2, 1976 | — Acquired DE Coy Bacon from San Diego for WR Charlie Joiner . |
| July 28, 1968 | — Acquired OL Jeff Richardson from the N.Y. Jets for an undisclosed future draft choice. The draft choice was later determined to be No. 110 overall in 1970 draft (fifth round; Jets traded the pick to Houston). | May 11, 1976 | — Acquired an undisclosed future draft choice from Chicago for DE Royce Berry . The draft choice was later determined to be No. 131 overall in the 1978 draft (fifth round; Bengals selected QB Rob Hertel). |
| June 30, 1969 | — Acquired WR Eric Crabtree from Denver for FB Tom Smiley . | June 3, 1976 | — Acquired an undisclosed future draft choice from Minnesota for TE Orlando Nelson . The draft choice was later determined to be No. 194 in the 1977 draft (seventh round; Bengals selected TE Jim Corbett). |
| Sept. 8, 1969 | — Acquired K Horst Muhlmann and an undisclosed future draft choice from Kansas City for WR Warren McVea . The draft choice was later determined to be No. 104 overall in the 1970 draft (fourth round; Bengals selected DB Billie Hayes , who never made the regular-season roster). | June 7, 1976 | — Acquired undisclosed future draft choices from Chicago for LB Brad Cousino , RB Champ Henson and K Tom Klaban . None of those three players, however, made the Bears' roster, thus no picks were traded. |
| Jan. 21, 1970 | — Acquired OT Rufus Mayes from Chicago for DT Bill Staley and DE Harry Gunner . | June 21, 1976 | — Acquired an undisclosed future draft choice from St. Louis for LB Al Beauchamp . The draft choice was later determined to be No. 105 overall in the 1977 draft (fourth round; Bengals selected S Jerry Anderson). |
| May 19, 1970 | — Acquired OT/G Gary Kirner from San Diego for DT Andy Rice . | July 23, 1976 | — Acquired an undisclosed future draft choice from Buffalo for DE Sherman White . The draft choice was later determined to be No. 3 overall in the 1977 draft (first round; Bengals selected DE/DT Eddie Edwards). |
| July 1, 1970 | — Acquired S Caesar Belser from Kansas City for an undisclosed future draft choice. Belser, however, did not make the Bengals' regular-season roster, thus no pick was traded. | Sept. 7, 1976 | — Acquired an undisclosed future draft choice from Tampa Bay for RB Charlie Davis . The draft choice was later determined to be No. 85 overall in the 1977 draft (fourth round; Bengals selected TE Rick Walker). |
| Aug. 4, 1970 | — Acquired S Kenny Graham from San Diego for an undisclosed draft choice in 1971 draft. The draft choice was later determined to be No. 119 overall (fifth round; Chargers drafted DE Phil Asack). | March 1, 1977 | — Acquired an undisclosed future draft choice from San Diego for WR Chip Myers . The draft choice was later determined to be No. 292 overall in the 1977 draft (11th round; Bengals selected G Joel Parrish). |
| Aug. 26, 1970 | — Acquired QB Virgil Carter from Buffalo for an undisclosed future draft choice. The draft choice was later determined to be No. 145 overall in the 1971 draft (sixth round; Bills selected DE Bill McKinley). | March 16, 1977 | — Acquired two undisclosed future draft choices from Denver for S/CB Bernard Jackson . The draft choices were later determined to be No. 83 overall in the 1978 draft (third round; Bengals selected WR/TE Don Bass) and No. 193 overall in the '78 draft (seventh round; Bengals selected OT Danny Bass). |
| Sept. 2, 1970 | — Acquired DT Frank Cornish from Chicago for an undisclosed future draft choice. The draft choice was later determined to be No. 133 overall in the 1972 draft (sixth round; Bears selected LB Bob Pifferini Jr.). | July 21, 1977 | — Acquired an undisclosed future draft choice from New Orleans for RB Stan Fritts . Fritts, however, did not make the Saints' regular-season roster, thus no pick was traded. |
| Oct. 26, 1970 | — Acquired an undisclosed future draft choice from the N.Y. Jets for G Dave Middendorf . The draft choice was later determined to be No. 110 overall in the 1971 draft (fifth round; Bengals selected DE Arthur May , who never made the regular-season roster). | July 28, 1977 | — Acquired the waiver price of \$100 from Oakland for DT Bob Brown , who had not reported to training camp. |
| May 7, 1971 | — Acquired RB Henry Dyer from Washington for QB Sam Wyche . | Aug. 30, 1977 | — Acquired an undisclosed future draft choice from St. Louis for DB Carl Allen . The draft choice was later determined to be No. 293 overall in the 1978 draft (11th round; Bengals selected RB Calvin Prince). |
| Feb. 1, 1972* | — Acquired G John Shinnors from Baltimore for an undisclosed future draft choice. The draft choice was later determined to be No. 93 overall in 1973 draft (fourth round; Colts traded the pick to Cleveland). | June 26, 1978 | — Acquired a first-round draft choice in the 1979 draft from Washington for DE Coy Bacon and CB Lemar Parrish . The draft choice was later determined to be No. 12 overall (Bengals selected RB Charles Alexander). |
| May 9, 1972 | — Acquired LB Bob Bruggers from San Diego for OT Ernie Wright . | July 7, 1978 | — Acquired an undisclosed future draft choice from Oakland for LB Ron Pritchard . Pritchard, however, did not make the Raiders' regular-season roster, thus no pick was traded. |
| Nov. 1, 1972 | — Acquired WR Charlie Joiner and LB Ron Pritchard from Houston for RB Paul Robinson and RB Fred Willis . | Aug. 22, 1978 | — Acquired an undisclosed future draft choice from Chicago for TE Mike Cobb . The draft choice was later determined to be No. 91 overall in the 1979 draft (fourth round; Bengals selected CB Vaughn Lusby). |
| April 10, 1973 | — Acquired an undisclosed future draft choice from New Orleans for TE Mike Kelly . The draft choice was later determined to be No. 153 overall in the 1974 draft (sixth round; Bengals selected DB William Bryant , who never signed with the Bengals, instead signing with the Houston Texans of the World Football League). | May 30, 1979 | — Acquired an undisclosed future draft choice from Tampa Bay for RB Tony Davis . The draft choice was later determined to be No. 159 overall in the 1980 draft (sixth round; Bengals selected LB Andrew Melontree). |
| July 9, 1973 | — Acquired DT Jerry Ellison from Philadelphia for WR Speedy Thomas . | July 16, 1979 | — Acquired an undisclosed future draft choice from San Francisco for CB Melvin Morgan . The draft choice was later determined to be No. 167 overall in the 1980 draft (seventh round; Bengals selected LB Ron Simpkins). |
| Aug. 10, 1973 | — Acquired two undisclosed future draft choices from Minnesota for G Steve Lawson and an undisclosed future draft choice. The draft choices Cincinnati received were later determined to be No. 103 overall in the 1974 draft (fourth round; Bengals selected WR Richard Williams) and No. 77 overall in the '75 draft (third round; Bengals selected LB Bo Harris). The draft choice Minnesota received was later determined to be No. 89 overall in the 1975 draft (fourth round; Vikings selected RB Harold [Champ] Henson). | Aug. 23, 1979 | — Acquired an undisclosed future draft choice from Washington for WR Dennis Law . Law, however, initially retired after the trade and did not report to the Redskins, then later reported on Nov. 6 and was Active-DNP for one game before being released. However, since Law never played for the Redskins, no pick was traded. |
| Aug. 22, 1973 | — Acquired an undisclosed future draft choice from New England for LB Bill Peterson . The draft choice was later determined to be No. 87 overall of 1974 draft (fourth round; Bengals selected QB Mike Boryla). | Aug. 27, 1979 | — Acquired first rights to waived players from San Francisco for RB Lenvil Elliott . |
| Sept. 7, 1973 | — Acquired two undisclosed future draft choices from New Orleans for RB Jess Phillips . The draft choices were later determined to be No. 61 overall in the 1974 draft (third round; Bengals selected G Dave Lapham) and No. 114 overall in the '74 draft (fifth round; Bengals selected RB Haskel Stanback). | March 19, 1980 | — Acquired an undisclosed future draft choice from San Francisco for CB Scott Perry . The draft choice was later determined to be No. 230 overall in the 1981 draft (ninth round; Bengals selected RB Samoa Samoa). |
| Jan. 24, 1974 | — Acquired QB Wayne Clark from San Diego for QB Virgil Carter . Carter, however, left San Diego to sign with the Chicago Fire of the World Football League, thus Cincinnati sent RB Reece Morrison to the Chargers on March 7 as compensation. | Aug. 1, 1980 | — Acquired an undisclosed future draft choice from the N.Y. Giants for G Greg Fairchild . Fairchild, however, did not make the Giants' regular-season roster, thus no pick was traded. |
| March 8, 1974 | — Acquired two undisclosed future draft choices from Philadelphia for QB Mike Boryla . The draft choices were later determined to be No. 142 overall in the 1975 draft (sixth round; Bengals selected QB Tom Shuman) and No. 11 overall in '76 draft (first round; Bengals selected WR Billy Brooks). | June 19, 1981 | — Acquired DE Mel Lunsford from New England for an undisclosed future draft choice. Lunsford, however, did not make the Bengals' regular-season roster, thus no pick was traded. |
| July 3, 1974 | — Acquired an undisclosed future draft choice from Dallas for QB Clint Longley Jr. . The draft choice was later determined to be No. 122 overall in 1975 draft (fifth round; Bengals selected TE/P Jeff West). | Aug. 20, 1982 | — Acquired an undisclosed future draft choice from New Orleans for WR/TE Don Bass . The draft choice was later determined to be No. 152 overall in the 1983 draft (sixth round; Bengals selected LB Kiki DeAyala). |
| July 10, 1974 | — Acquired a first-round draft choice in the 1977 draft plus a first-round draft choice and a second-round draft choice in the '78 draft from Philadelphia for LB Bill Bergey . It was determined later that the 1977 first-round draft choice was No. 8 overall (Bengals selected DT Wilson Whitley), the '78 first-round draft choice was No. 8 overall (Bengals selected DE Ross Browner) and the '78 second-round draft choice was No. 35 overall (Bengals selected CB Ray Griffin). | June 2, 1983 | — Acquired a first-round draft choice in the 1984 draft from Tampa Bay for QB Jack Thompson . The draft choice was later determined to be No. 1 overall (Bengals traded the pick to New England on 4-4-84). |
| July 31, 1974 | — Acquired an undisclosed future draft choice from Buffalo for DT/DE Steve Chomyszak . The draft choice was later determined to be No. 227 overall in 1975 draft (ninth round; Bengals selected WR Lofell Williams). | June 29, 1983 | — Acquired an undisclosed future draft choice from Seattle for C Blair Bush . The draft choice was later determined to be No. 25 overall in the 1985 draft (first round; Bengals selected LB Emmanuel King). |
| Aug. 21, 1974 | — Acquired an undisclosed future draft choice from Atlanta for RB Haskel Stanback and G/C Tom DeLeone . The draft choice was later determined to be No. 55 overall in the 1975 draft (third round; Bengals selected DE Gary Burley). | April 4, 1984 | — Acquired two 1984 first-round draft choices, one '84 10th-round choice and one '85 fifth-round choice from New England for the '84 No. 1 overall choice. The two first-round picks Cincinnati received were No. 16 overall (Bengals selected DE Pete Koch) and No. 28 overall (Bengals selected G/OT Brian Blados). The 10th-round pick Cincinnati received was No. 265 overall (Bengals selected RB Brent Ziegler). The 1985 fifth-round pick Cincinnati received was later determined to be No. 129 overall (Bengals selected CB Lee Davis). With the No. 1 overall pick in the 1984 draft, the Patriots selected WR Irving Fryar . |
| Aug. 28, 1974 | — Acquired an undisclosed future draft choice from Buffalo for S Neal Craig . The draft choice was later determined to be No. 97 overall in 1975 draft (fourth round; Bengals selected RB Stan Fritts). | May 29, 1984 | — Acquired RB James Brooks from San Diego for FB Pete Johnson . |
| Aug. 29, 1974 | — Acquired cash from New Orleans for WR Richard Williams . | July 24, 1984 | — Acquired an undisclosed future draft choice from Tampa Bay for OT Don Swafford . The draft choice was later determined to be No. 148 overall in the 1985 draft (sixth round; Bengals selected OT Eric Stokes). |
| Sept. 10, 1974 | — Acquired \$100 cash from Detroit for WR Tim George . | July 25, 1984 | — Acquired an undisclosed future draft choice from the L.A. Rams for QB Jeff Christensen . Christensen, however, did not make the Rams' regular-season roster, thus no pick was traded. |
| April 18, 1975 | — Acquired an undisclosed future draft choice from Kansas City for LB Ken Avery . The draft choice was later determined to be No. 106 overall in the 1976 draft (fourth round; Bengals selected RB Tony Davis). | Aug. 23, 1984 | — Acquired an undisclosed future draft choice from Atlanta for DE Gary Burley . The draft choice was later determined to be No. 172 overall in the 1985 draft (seventh round; Bengals selected RB Kim Locklin). |
| June 11, 1975 | — Acquired an undisclosed future draft choice from San Francisco for TE Al Chandler . The draft choice was later determined to be No. 138 overall in the 1976 draft (fifth round; Bengals selected RB Willie Shelby). | Oct. 9, 1984 | — Acquired a 1986 first-round draft choice, a third-round draft choice (either an '85 third-rounder or an '86 third-rounder, TBD) and an '87 fifth-round choice from Denver for the rights to LB Ricky Hunley . The 1986 first-round pick was later determined to be No. 21 overall (Bengals selected WR Tim McGee). At the time of the trade, it was known that the third-round choice Cincinnati was to receive was to be either (a) Tampa Bay's 1985 third-round pick, which Denver had possible future rights to, contingent on a deal the Broncos had with the Buccaneers involving QB Steve DeBerg, or (b) Denver's '86 third-round pick. It |
| June 16, 1975 | — Acquired an undisclosed future draft choice from Philadelphia for K Horst Muhlmann . The draft choice was later determined to be No. 69 overall in the 1976 draft (third round; Bengals selected CB Danny Reece , who never made the regular-season roster). | | |
| June 29, 1975 | — Acquired QB John Reaves and an undisclosed future draft choice from Philadelphia for QB Wayne Clark and OT Stan Walters . The draft choice was later determined to be No. 38 overall in the 1976 draft (second round; Bengals selected G Glenn Bujnoch). | | |

| | |
|-----------------|---|
| | was later determined to be Denver's 1986 third-round pick (No. 78 overall; Bengals selected S David Fulcher). The 1987 fifth-round pick was later determined to be No. 139 overall (Bengals selected P Greg Horne). Hunley had been Cincinnati's 1984 first-round draft choice (No. 7 overall), but he never signed a contract with the Bengals. |
| May 6, 1985 | — Acquired an undisclosed future draft choice from Miami for QB Bryan Clark . Clark, however, did not make the Dolphins' regular-season roster, thus no pick was traded. |
| Aug. 26, 1985 | — Acquired an undisclosed future draft choice from Green Bay for WR David Verser . Verser, however, did not make the Packers' regular-season roster, thus no pick was traded. |
| Sept. 4, 1985 | — Acquired an undisclosed future draft choice from Green Bay for G/OT Mike Obrovac . The draft choice was later determined to be No. 294 overall in the 1986 draft (11th round; Bengals selected LB Tom Flaherty). |
| Oct. 15, 1985 | — Acquired an undisclosed future draft choice from Seattle for TE Dan Ross . The draft choice was later determined to be No. 99 overall in the 1986 draft (fourth round; Bengals selected QB Doug Gaynor). |
| April 2, 1986 | — Acquired third-round draft choice in the 1986 draft from Atlanta for QB Turk Schonert . The draft pick was No. 58 overall (Bengals selected DE Jim Skow). |
| May 12, 1986 | — Acquired an undisclosed future draft choice from Green Bay for DE Glen Collins . Collins, however, did not make the Packers' regular-season roster, thus no pick was traded. |
| Aug. 19, 1986 | — Acquired P Jeff Hayes from Washington for an undisclosed amount of cash. |
| Aug. 27, 1986 | — Acquired an undisclosed future draft choice from Seattle for OT Mike Wilson . The draft choice was later determined to be No. 77 overall in the 1987 draft (third round; Bengals selected DE Skip McClendon). |
| April 23, 1989* | — Acquired a 1989 second-round draft choice, an '89 fourth-round choice and an '89 10th-round choice from Atlanta for the an '89 first-round choice. The second-round pick Cincinnati received was No. 35 overall (Bengals selected FB Eric Ball). The fourth-round pick Cincinnati received was No. 89 overall (Bengals selected LB Kerry Owens). The 10th-round pick Cincinnati received was No. 256 overall (Bengals selected CB Cornell Holloway). The first-round pick Atlanta received was No. 27 overall (Falcons selected WR Shawn Collins). |
| Aug. 21, 1990 | — Acquired CB Carl Carter from Phoenix for LB Chris Chenault . |
| Aug. 27, 1990 | — Acquired WR Reggie Rembert from the N.Y. Jets for OT Scott Jones and LB Joe Kelly . |
| Sept. 1, 1990 | — Acquired CB Rod (Roderick) Jones from Tampa Bay for DE Jim Skow . |
| April 21, 1991* | — Acquired a 1991 second-round draft choice and a '91 fourth-round choice from San Francisco for a '91 second-round choice. The second-round pick Cincinnati received was No. 52 overall (Bengals selected DE Lamar Rogers). The fourth-round pick Cincinnati received was No. 109 overall (Bengals selected WR Rob Carpenter). The second-round pick San Francisco received was No. 45 overall (49ers selected RB Ricky Watters). |
| April 26, 1992* | — Acquired two 1992 first-round draft choices and one third-round choice from Washington for one first-round choice and one third-round choice. The first-round picks Cincinnati received were No. 6 overall (Bengals selected QB David Klingler) and No. 28 overall (Bengals selected S Darryl Williams). The third-round pick Cincinnati received was No. 84 overall (Bengals selected CB Leonard Wheeler). The first-round pick Washington received was No. 4 overall (Redskins selected WR Desmond Howard). The third-round pick Washington received was No. 58 overall (Redskins traded pick to Dallas). |
| March 17, 1993 | — Acquired a 1993 third-round draft choice and a conditional '94 second-round draft choice from the N.Y. Jets for QB Boomer Esiason . The third-round pick Cincinnati received was No. 59 overall (Bengals selected LB Steve Tovar). It was later determined that Esiason did not meet the performance requirements for the conditional 1994 second-round pick, thus that pick was not traded. |
| July 16, 1993 | — Acquired an undisclosed future draft choice from the L.A. Raiders for DB Rickey Dixon . The draft choice was later determined to be No. 184 overall in the 1994 draft (sixth round; OT Jerry Reynolds). |
| April 22, 1995* | — Acquired a 1995 first-round draft choice from Carolina for a '95 first-round choice and a '95 second-round choice. The first-round pick Cincinnati received was No. 1 overall (Bengals selected RB Ki-Jana Carter). The first-round pick Carolina received was No. 5 overall (Panthers selected QB Kerry Collins). The second-round pick Carolina received was No. 36 overall (Panthers selected DE Shawn King). |
| Feb. 26, 1998 | — Acquired a 1998 first-round draft choice and a '98 third-round choice from Washington for DT Dan Wilkinson . The first-round pick Cincinnati received was No. 17 (Bengals selected LB Brian Simmons). The third-round pick Cincinnati received was No. 78 overall (Bengals selected G Mike Goff). |
| March 26, 1998 | — Acquired QB Paul Justin from Indianapolis for a 1998 fifth-round draft choice. The fifth-round pick Indianapolis received was No. 135 overall (Colts selected LB Antony Jordon). |

| | |
|-----------------|--|
| April 20, 2002* | — Acquired a 2002 third-round draft choice from Carolina for an '02 third-round choice and an '02 fifth-round choice. The third-round pick Cincinnati received was No. 67 overall (Bengals selected TE Matt Schobel). The third-round pick Carolina received was No. 73 overall (Panthers selected LB Will Witherspoon). The fifth-round pick Carolina received was No. 145 overall (Panthers selected RB Kyle Johnson). |
| Aug. 31, 2002 | — Acquired an undisclosed future draft choice from New Orleans for RB Curtis Keaton . The draft choice was later determined to be No. 118 overall in the 2003 draft (fourth round; Bengals selected FB Jeremi Johnson). |
| Apr. 9, 2004 | — Acquired CB Deltha O'Neal and a 2004 first-round draft choice from Denver for an '04 first-round choice and an '04 fourth-round choice. The first-round pick Cincinnati received was No. 24 overall (Bengals traded the pick to St. Louis). The fourth-round pick Cincinnati received was No. 117 overall (Bengals selected DE Robert Geathers). The first-round pick Denver received was No. 17 overall (Broncos selected LB D.J. Williams). |
| Apr. 19, 2004 | — Acquired a 2004 second-round draft choice from New England for RB Corey Dillon . The second-round pick Cincinnati received was No. 56 overall (Bengals selected S/CB Madieu Williams). |
| April 24, 2004* | — Acquired a 2004 first-round draft choice and an '04 fourth-round choice from St. Louis for an '04 first-round choice. The first-round pick Cincinnati received was No. 26 overall (Bengals selected RB Chris Perry). The fourth-round pick Cincinnati received was No. 123 overall (Bengals selected G/OT Stacy Andrews). The first-round pick St. Louis received was No. 24 overall (the Rams selected RB Steven Jackson). |
| June 20, 2006 | — Acquired an undisclosed future draft choice from St. Louis for QB Dave Ragone . Ragone, however, did not make the Rams' regular-season roster, thus no pick was traded. |
| Sept. 1, 2007 | — Acquired QB Ryan Fitzpatrick from St. Louis for an undisclosed future draft choice. The draft choice was later determined to be No. 217 overall in the 2008 draft (seventh round; Rams traded the pick to Green Bay). |
| May 7, 2009 | — Acquired RB Brian Leonard from St. Louis for DT Orien Harris . |
| Sept. 4, 2010 | — Acquired S Reggie Nelson from Jacksonville for CB David Jones and a conditional future draft choice. The draft choice was later determined to be No. 228 overall in the 2012 draft (seventh round; Jaguars selected DT Jeris Pendleton). |
| July 29, 2011 | — Acquired undisclosed future draft choices from New England for WR Chad Johnson . The draft choices were later determined to be No. 166 overall in the 2012 draft (fifth round; Bengals selected WR Marvin Jones) and the No. 197 overall in the '13 draft (sixth round; Bengals selected WR Cobi Hamilton). |
| Aug. 23, 2011 | — Acquired S Taylor Mays from San Francisco for an undisclosed future draft choice. The draft choice was later determined to be No. 227 overall in the 2013 draft (seventh round; 49ers traded the pick to Cleveland). |
| Aug. 29, 2011 | — Acquired CB Kelly Jennings from Seattle for DT Clinton McDonald . |
| Oct. 18, 2011 | — Acquired a 2012 first-round draft choice and a '13 second-round choice from Oakland for QB Carson Palmer . The first-round pick Cincinnati received was later determined to be No. 17 overall (Bengals selected CB Dre Kirkpatrick). The second-round pick Cincinnati received was later determined to be No. 37 overall (Bengals selected RB Giovani Bernard). |
| April 12, 2012 | — Acquired a 2012 fifth-round draft choice from the N.Y. Giants for LB Keith Rivers . The draft choice was No. 167 overall (Bengals selected S George Iloka). |
| April 26, 2012* | — Acquired a 2012 first-round draft choice and a '12 third-round choice from New England for a '12 first-round choice. The first-round pick Cincinnati received was No. 27 overall (Bengals selected G Kevin Zeitler). The third-round pick Cincinnati received was No. 93 overall (Bengals selected DT Brandon Thompson). The first-round pick New England received was No. 21 overall (Patriots selected DE Chandler Jones). |
| May 10, 2014* | — Acquired a 2014 fourth-round draft choice from Seattle for a '14 fourth-round choice and a '14 sixth-round choice. The fourth-round pick Cincinnati received was No. 111 overall (Bengals selected C Russell Bodine). The fourth-round pick Seattle received was No. 123 overall (Seahawks selected WR Kevin Norwood). The sixth-round pick Seattle received was No. 199 overall (Seahawks selected OT Garrett Scott). |
| April 11, 2017 | — Acquired DE Chris Smith from Jacksonville for a conditional 2018 draft choice (TBD). |
| April 28, 2017* | — Acquired a 2017 second-round draft choice and a '17 fourth-round choice from Minnesota for a '17 second-round choice. The second-round pick Cincinnati received was No. 48 overall (Bengals selected RB Joe Mixon). The fourth-round pick Cincinnati received was No. 128 overall (Bengals selected WR Josh Malone). The second-round pick Minnesota received was No. 41 overall (Vikings selected RB Dalvin Cook). |
| April 29, 2017* | — Acquired a 2017 sixth-round draft choice from Tennessee for a '17 sixth-round choice and a '17 seventh-round choice. The sixth-round pick Cincinnati received was No. 207 overall (Bengals selected DB Brandon Wilson). The sixth-round pick Tennessee received was No. 217 overall (Titans selected G Corey Levin). The seventh-round pick Tennessee received was No. 227 overall (Titans selected LB Josh Carraway). |

PLAYER HISTORY — DRAFTS

1968 AFL EXPANSION DRAFT JAN. 21

| PLAYER | POS. | COLLEGE | AFL TEAM |
|--------------------|------|---------------------|--------------------|
| Dan Archer* | T | Oregon | Oakland Raiders |
| Estes Banks* | RB | Colorado | Oakland Raiders |
| Joe Bellino | RB | Navy | Boston Patriots |
| Jim Boudreaux | DT | Louisiana Tech | Boston Patriots |
| Dan Brabham* | LB | Arkansas | Houston Oilers |
| Solomon Brannan | DB | Morris Brown | N.Y. Jets |
| Bill Brown | T | Texas-El Paso | N.Y. Jets |
| Gary Bugenhagen | T | Syracuse | Buffalo Bills |
| Frank Buncom* | LB | Southern California | San Diego Chargers |
| Chris Burford | SE | Stanford | Kansas City Chiefs |
| Bobby Burnett | RB | Arkansas | Buffalo Bills |
| J.D. Garrett | RB | Grambling | Boston Patriots |
| Cookie Gilchrist | RB | (none) | Denver Broncos |
| White Graves* | DB | Louisiana State | Boston Patriots |
| Jim Griffin | DE | Grambling | San Diego Chargers |
| Ron Hall | DB | Missouri Valley | Boston Patriots |
| Sherrill Headrick* | LB | Texas Christian | Kansas City Chiefs |
| Bobby Hunt* | DB | Auburn | Kansas City Chiefs |
| Joe Bob Isbell | G | Houston | Houston Oilers |
| Nate Johns | RB | San Diego State | Oakland Raiders |
| Willie Lee Jones* | DE | Kansas State | Houston Oilers |
| Mike Kellogg | RB | Santa Clara | Denver Broncos |
| Charlie King | DB | Purdue | Buffalo Bills |
| Frank Marsh | RB | Oregon State | San Diego Chargers |
| John Matlock* | C | Miami (Fla.) | N.Y. Jets |
| Pat Matson | G | Oregon | Denver Broncos |
| Pete Perreault | G | Boston University | N.Y. Jets |
| Bob Poole | TE | Clemson | Houston Oilers |
| Al Reynolds | G | Tarkio | Kansas City Chiefs |
| Andy Rice* | DT | Texas Southern | Houston Oilers |
| Bob Schmidt | T | Minnesota | Buffalo Bills |
| Rod Sherman* | FL | Southern California | Oakland Raiders |
| Richard Sligh | DT | N.C. Central | Oakland Raiders |
| Fletcher Smith* | DB | Tennessee State | Kansas City Chiefs |
| Henry Sorrell | LB | Tenn.-Chattanooga | Denver Broncos |
| Dick Van Raaphorst | PK | Ohio State | San Diego Chargers |
| Jim Waskiewicz | C/LB | Wichita State | N.Y. Jets |
| Ernie Wright* | T | Ohio State | San Diego Chargers |
| Lonnie Wright | DB | Colorado State | Denver Broncos |
| Rich Zecher | DT | Utah State | Buffalo Bills |

NOTES: On Jan. 21, the Bengals selected 40 players in an expansion draft, taking five from each AFL team except Miami (the Dolphins were exempt because they had their inaugural season themselves just two years earlier in 1966). An asterisk (*) denotes a player who made the Bengals' all-time roster.

1968 AFL/NFL DRAFT JAN. 30-31

| RD. | PLAYER | POS. | COLLEGE | SEL. # |
|---|---|------|----------------------|--------|
| 1 | Bob Johnson | C | Tennessee | *2 |
| (sent to Miami in trade on 12-26-67) | | | | |
| 2a | Bill Staley | DE/T | Utah State | *28 |
| (sent to Miami in trade on 12-26-67) | | | | |
| 2b | Tom Smiley | RB | Lamar | *54 |
| 3a | Gary Davis | QB | Vanderbilt | *56 |
| 3b | Paul Robinson | RB | Arizona | *82 |
| 3c | Dale Livingston | P/PK | Western Michigan | *83 |
| 4a | Jess Phillips | DB | Michigan State | *84 |
| 4b | Warren McVea | RB | Houston | *109 |
| (sent to Denver in trade on 1-22-68) | | | | |
| 4 | Dave Middendorf | G | Washington State | *112 |
| 5 | (expansion pick acquired from Denver Broncos; then sent to Buffalo in trade on 1-30-68) | | | |
| 5b | Al Beauchamp | LB | Southern University | *138 |
| 6a | Howard Fest | T | Texas | *139 |
| 6b | Bill Kendrick | DT | Alabama A&M | *143 |
| (expansion pick acquired from Boston Patriots) | | | | |
| 6c | John Neider | LB | Louisville | *145 |
| (expansion pick acquired from Buffalo Bills) | | | | |
| 6d | Dewey Warren | QB | Tennessee | *155 |
| (expansion pick acquired from San Diego Chargers) | | | | |
| 6e | Essex Johnson | RB | Grambling | *156 |
| (expansion pick acquired from N.Y. Jets) | | | | |
| 6f | Elmo Maples | WR | Southern University | *158 |
| (expansion pick acquired from Kansas City Chiefs) | | | | |
| 6g | Sidney Ellis | DB | Jackson State | *160 |
| (expansion pick acquired from Houston Oilers) | | | | |
| 6h | Monk Williams | RB | Arkansas AM&N | *163 |
| (expansion pick acquired from Oakland Raiders) | | | | |
| 6i | Jim Johnson | DB | South Carolina State | *165 |
| 7a | Steve Smith | TE | Miami (Fla.) | *166 |
| 7b | Wes Bean | LB | Grambling | *192 |
| 8a | Harry Gunner | LB | Oregon State | *193 |
| 8b | Ed Brantley | T | North Texas State | *219 |
| 9a | Phil Johnson | DB | Long Beach State | *220 |
| 9b | Steve Hanrahan | DT | Weber State | *246 |
| 10a | Wayne Patrick | RB | Louisville | *247 |
| 10b | James Russell | TE | North Texas State | *273 |
| 11a | Wally Scott | CB | Arizona | *274 |
| 11b | Jeff Banks | LB | Pacific | *300 |
| 12a | Bob Trumphy | TE | Utah | *301 |
| 12b | Harold Jones | T | Grambling | *327 |
| 13a | James Bivins | LB | Texas Southern | *328 |
| 13b | Ted Washington | RB | San Diego State | *354 |
| 14a | Les Webster | RB | Iowa State | *355 |
| 14b | Steve Lewicke | DE | Texas-El Paso | *381 |
| 15a | Harvey Palmore | G | Morgan State | *382 |
| 15b | Joe Mira | WR | Miami (Fla.) | *408 |
| 16a | James Williams | DB | Alcorn A&M | *409 |
| 16b | Brown Marks | LB | Indiana | *435 |
| 17a | Don Manning | LB | UCLA | *436 |
| 17b | James Smith | TE | Jackson State | *462 |

*NOTES: The expansion Bengals received the second and last choices in Round 1; the first and last choices in Rounds 2-17; one additional choice at the end of Rounds 2-4; and all AFL six-round selections except Miami's (Cincinnati received Denver's fifth-round pick in lieu of their sixth-round because the Broncos previously had sent their sixth-round to Miami in a 1967 trade; the Dolphins were exempt from having to surrender their sixth-round pick because they had their inaugural season themselves just two years earlier in 1966). Oakland had the No. 108 overall choice in Round 4 but passed twice, allowing Green Bay to move from No. 109 to 108 and Cincinnati to move from No. 110 to 109. The Bengals' No. 462 pick was the last selection of the 1968 AFL/NFL draft.

1969 AFL/NFL DRAFT JAN. 28-29

| RD. | PLAYER | POS. | COLLEGE | SEL. # |
|-----|----------------|------|----------------------|--------|
| 1 | Greg Cook | QB | Cincinnati | 5 |
| 2 | Bill Bergey | LB | Arkansas State | 31 |
| 3 | Speedy Thomas | WR | Utah | 57 |
| 4 | Clem Turner | RB | Cincinnati | 83 |
| 5 | Guy Dennis | G | Florida | 109 |
| 6 | Ken Riley | CB | Florida A&M | 135 |
| 7 | Royce Berry | DE | Houston | 161 |
| 8 | Tim Buchanan | LB | Hawaii | 187 |
| 9 | Mike Stripling | RB | Tulsa | 213 |
| 10 | Steve Howell | TE | Ohio State | 239 |
| 11 | Mark Stewart | S | Georgia | 265 |
| 12 | Lonnie Paige | DT | North Carolina State | 290 |
| 13 | Chuck Benson | WR | Southern Illinois | 316 |
| 14 | Mike Wilson | RB | Dayton | 343 |
| 15 | Bill Shoemaker | PK | Stanford | 369 |
| 16 | Bill Schmitt | LB | Missouri | 395 |
| 17 | Terry Story | T | Georgia Tech | 421 |

1970 NFL DRAFT JAN. 27-28

| RD. | PLAYER | POS. | COLLEGE | SEL. # |
|--|---|------|--------------------------|--------|
| 1 | Mike Reid | DT | Penn State | 7 |
| 2 | Ron Carpenter | DT | North Carolina State | 32 |
| 3 | Chip Bennett | LB | Ablene Christian | 60 |
| 4a | Joe Stephens | G | Jackson State | 85 |
| 4b | Billie Hayes | DB | San Diego State | 104 |
| (acquired from Kansas City in trade on 9-8-69) | | | | |
| 5 | (sent to N.Y. Jets in trade on 7-28-68) | | | |
| 6 | Sandy Durko | S | Southern California | 137 |
| 7 | Lemar Parrish | CB | Lincoln University (Mo.) | 163 |
| 8 | Bill Trout | DT | Miami (Fla.) | 188 |
| 9 | Bill Bolden | RB | UCLA | 216 |
| 10 | Nick Roman | LB | Ohio State | 241 |
| 11 | Sam Wallace | LB | Grambling | 266 |
| 12 | Tom Truesdell | DE | Ohio Wesleyan | 294 |
| 13 | Paul Dunn | RB | U.S. International | 319 |
| 14 | Joe Johnson | WR | Johnson C. Smith | 344 |
| 15 | Marvin Weeks | DB | Alcorn A&M | 372 |
| 16 | Larry Ely | LB | Iowa | 397 |
| 17 | Richard Lee Smith | RB | Washington | 422 |

1971 NFL DRAFT JAN. 28-29

| RD. | PLAYER | POS. | COLLEGE | SEL. # |
|--|--|------|--------------------|--------|
| 1 | Vernon Holland | T | Tennessee State | 15 |
| 2 | Steve Lawson | G | Kansas | 41 |
| 3 | Ken Anderson | QB | Augustana (Ill.) | 67 |
| 4 | Fred Willis | RB | Boston College | 93 |
| 5 | Arthur May | DE | Tuskegee | 110 |
| (acquired from N.Y. Jets in trade on 10-26-70) | | | | |
| 5 | (sent to San Diego in trade on 8-4-70) | | | |
| 6 | (sent to Buffalo in trade on 8-26-70) | | | |
| 7 | Neal Craig | S | Fisk | 171 |
| 8 | Fred Herring | CB | Tennessee State | 197 |
| 9 | Gary Gustafson | LB | Montana State | 223 |
| 10 | Jack Stambaugh | G | Oregon | 249 |
| 11 | Ed Marshall | WR | Cameron | 275 |
| 12 | J. Rod Hayden | DE | Memphis State | 301 |
| 13 | David Knapman | TE | Central Washington | 327 |
| 14 | Irvine Mallory | DB | Virginia Union | 353 |
| 15 | Bob Thomas | RB | Arizona State | 379 |
| 16 | Mark Debevc | LB | Ohio State | 405 |
| 17 | Sam Pearson | CB | Western Kentucky | 432 |

*NOTE: The Bengals had the No. 431 overall choice in Round 17 but passed, allowing Kansas City to move from No. 432 to 431.

1972 NFL DRAFT FEB. 1-2

| RD. | PLAYER | POS. | COLLEGE | SEL. # |
|-----|--------------------------------------|-------|---------------------------|--------|
| 1 | Sherman White | DE | California | 2 |
| 2 | Tommy Casanova | DB | Louisiana State | 29 |
| 3 | Jim LeClair | LB | North Dakota | 54 |
| 4 | Bernard Jackson | DB | Washington State | 81 |
| 5 | Tom DeLeon | C | Ohio State | 106 |
| 6 | (sent to Chicago in trade on 9-2-70) | | | |
| 7 | Steve Conley | LB/RB | Kansas | 158 |
| 8 | Dan Kratzer | WR | Missouri Valley | 185 |
| 9 | Stan Walters | T | Syracuse | 210 |
| 10 | Brian Foster | CB | Colorado | 237 |
| 11 | Kent Pederson | TE | California, Santa Barbara | 261 |
| 12 | Rick Wegis | S | Cal Poly-SLO | 289 |
| 13 | James Hamilton | P/QB | Arkansas State | 314 |
| 14 | Steve Porter | WR | Indiana | 341 |
| 15 | Hosea Minnieweather | DT | Jackson State | 366 |
| 16 | John Wiegmann | WR | Cal Poly-Pomona | 393 |
| 17 | Dave Green | P/K | Ohio | 418 |

*NOTE: Buffalo had the No. 261 overall choice in Round 11 but passed, allowing the Bengals to move from No. 262 to 261.

1973 NFL DRAFT JAN. 30-31

| RD. | PLAYER | POS. | COLLEGE | SEL. # |
|-----|--|-------|--------------------------|--------|
| 1 | Isaac Curtis | WR | San Diego State | 15 |
| 2 | Al Chandler | TE | Oklahoma | 43 |
| 3 | Tim George | WR | Carson-Newman | 68 |
| 4 | (sent to Baltimore in trade on 2-1-72) | | | |
| 5 | Bob McCall | RB | Arizona | 121 |
| 6 | Bob Jones | CB | Virginia Union | 146 |
| 7 | Bob Maddox | DT/DE | Frostburg State | 171 |
| 8 | Joe Wilson | RB | Holy Cross | 199 |
| 9 | John Dampier | G | Notre Dame | 224 |
| 10 | Lenvil Elliott | RB | Northeast Missouri State | 249 |
| 11 | William Montgomery | DB | Mehouse (Ga.) | 277 |
| 12 | Boobie Clark | RB | Bethune-Cookman | 302 |
| 13 | Brooks West | DT | Texas-El Paso | 327 |
| 14 | Hurles Scales | DB | North Texas State | 355 |
| 15 | Ted McNulty | QB | Indiana | 380 |
| 16 | Harry Unger | RB | Auburn | 405 |
| 17 | Wayne Estabrook | QB | Whittier | 433 |

1974 NFL DRAFT JAN. 29-30

| RD. | PLAYER | POS. | COLLEGE | SEL. # |
|--|------------------|------|------------------------|--------|
| 1 | Bill Kollar | DT | Montana State | 23 |
| 2 | Charlie Davis | RB | Colorado | 48 |
| 3a | Dave Lapham | T | Syracuse | 61 |
| <i>(acquired from New Orleans in trade on 9-7-73)</i> | | | | |
| 3b | Evan Joltiz | LB | Cincinnati | 73 |
| 4a | Mike Boryla | QB | Stanford | 87 |
| <i>(acquired from New England in trade on 8-22-73)</i> | | | | |
| 4b | Daryl White | G | Nebraska | 98 |
| 4c | Richard Williams | WR | Abilene Christian | 103 |
| <i>(acquired from Minnesota in trade on 8-10-73)</i> | | | | |
| 5a | Haskel Stanback | RB | Tennessee | 114 |
| <i>(acquired from New Orleans in trade on 9-7-73)</i> | | | | |
| 5b | Richard Bishop | DT | Louisville | 127 |
| 6a | Robin Sinclair | DB | Washington State | 152 |
| 6b | William Bryant | DB | Grambling | 153 |
| <i>(acquired from New Orleans in trade on 4-10-73)</i> | | | | |
| 7 | Ken Sawyer | DB | Syracuse | 177 |
| 8 | John McDaniel | WR | Lincoln | 202 |
| 9 | Ed Johnson | DE | Southern Methodist | 231 |
| 10 | Chuck Herd | WR | Penn State | 256 |
| 11 | Ed Kezirian | T | UCLA | 281 |
| 12 | Rudy McClinton | DB | Xavier (Ohio) | 306 |
| 13 | Ted Jorrov | LB | Iowa State | 335 |
| 14 | Mike Phillips | DE | Cornell | 360 |
| 15 | Isaac Jackson | RB | Kansas State | 385 |
| 16 | Daryl Bishop | DB | Kentucky | 410 |
| 17 | Jim Smith | RB | North Carolina Central | 439 |

1-s Clint Longley, Jr. QB Abilene Christian
 *NOTE: The Bengals selected QB Clint Longley Jr. in the first round of the 1974 NFL Supplemental Draft. Longley was later traded to Dallas on 7-3-74.

1975 NFL DRAFT JAN. 28-29

| RD. | PLAYER | POS. | COLLEGE | SEL. # |
|--|---|-------|----------------------|--------|
| 1 | Glenn Cameron | LB | Florida | 14 |
| 2 | Al Kreviss | T | Boston College | 39 |
| 3a | Gary Burley | DE | Pittsburgh | 55 |
| <i>(acquired from Atlanta in trade on 8-21-74)</i> | | | | |
| 3b | Gary Sheide | QB | Brigham Young | 64 |
| 3c | Bo Harris | LB | Louisiana State | 77 |
| <i>(acquired from Minnesota in trade on 8-10-73)</i> | | | | |
| 4 | (sent to Minnesota in trade on 8-10-73) | | | 89 |
| 4 | Stan Fritts | RB | North Carolina State | 97 |
| <i>(acquired from Buffalo in trade on 8-28-74)</i> | | | | |
| 5a | Pat McNally | P/MWR | Harvard | 120 |
| 5b | Jeff West | P/TE | Cincinnati | 122 |
| <i>(acquired from Dallas in trade on 7-3-74)</i> | | | | |
| 6a | Tom Shuman | QB | Penn State | 142 |
| <i>(acquired from Philadelphia in trade on 3-8-74)</i> | | | | |
| 6b | Rollen Smith | CB | Arkansas | 145 |
| 7 | Chris Devlin | LB | Penn State | 170 |
| 8 | Ricky Davis | S | Alabama | 195 |
| 9a | Greg Dubinetz | G | Yale | 220 |
| 9b | Lofell Williams | WR/RB | Virginia Union | 227 |
| <i>(acquired from Buffalo in trade on 7-31-74)</i> | | | | |
| 10 | Rocky Felker | QB | Mississippi State | 245 |
| 11 | Marvin Cobb | CB | Southern California | 276 |
| 12 | Jack Novak | TE | Wisconsin | 301 |
| 13 | Ron Rosenberg | LB | Montana | 326 |
| 14 | Frank Haywood | DT | North Carolina State | 351 |
| 15 | Greg Enright | PK | Southern Oregon | 376 |
| 16 | John Tuttle | WR | Kansas State | 401 |
| 17 | Elvin Charity | CB | Yale | 432 |

1976 NFL DRAFT APRIL 8-9

| RD. | PLAYER | POS. | COLLEGE | SEL. # |
|--|-------------------|-------|--------------------------|--------|
| 1a | Billy Brooks | WR | Oklahoma | 11 |
| <i>(acquired from Philadelphia in trade on 3-8-74)</i> | | | | |
| 1b | Archie Griffin | RB | Ohio State | 24 |
| 2a | Glenn Bujnoch | G | Texas A&M | 38 |
| <i>(acquired from Philadelphia in trade on 6-29-75)</i> | | | | |
| 2b | Chris Bahr | PK | Penn State | 51 |
| 3a | Danny Reece | DB | Southern California | 69 |
| <i>(acquired from Philadelphia in trade on 6-16-75)</i> | | | | |
| 3b | Reggie Williams | LB | Dartmouth | 82 |
| 4a | Tony Davis | RB | Nebraska | 106 |
| <i>(acquired from Kansas City in trade on 4-18-75)</i> | | | | |
| 4b | Greg Fairchild | T/G | Tulsa | 116 |
| 5a | Willie Shelby | DB/MR | Alabama | 138 |
| <i>(acquired from San Francisco in trade on 6-11-75)</i> | | | | |
| 5b | Scott Perry | DB | Williams | 147 |
| 6 | Orlando Nelson | TE | Utah State | 176 |
| 7a | Bob Bateman | QB | Brown | 187 |
| <i>(acquired from New England in trade on 9-8-75)</i> | | | | |
| 7b | Pete Rome | DB | Miami (Ohio) | 192 |
| <i>(acquired from Green Bay in trade on 9-9-75)</i> | | | | |
| 7c | Ken Kuhn | LB | Ohio State | 205 |
| 8 | Ron Hunt | T | Oregon | 232 |
| 9 | Lonnie Allgood | WR | Syracuse | 259 |
| 10 | Tom Klaban | K | Ohio State | 287 |
| 11 | Melvin Morgan | DB | Mississippi Valley State | 314 |
| 12 | Joe Dale Harris | WR | Alabama | 340 |
| 13 | Randy Walker | RB | Miami (Ohio) | 371 |
| 14 | Greg Coleman | P/PK | Florida A&M | 398 |
| 15 | Lynn Hieber | QB | Indiana (Pa.) | 425 |
| 16 | George Demopoulos | C | Miami (Fla.) | 455 |
| 17 | Scott Dannelley | T/G | Ohio State | 482 |

1977 NFL DRAFT MAY 3-4

| RD. | PLAYER | POS. | COLLEGE | SEL. # |
|---|-------------------|------|------------------------|--------|
| 1a | Eddie Edwards | DT | Miami (Fla.) | 3 |
| <i>(acquired from Buffalo in trade on 6-23-76)</i> | | | | |
| 1b | Wilson Whitley | DT | Houston | 8 |
| <i>(acquired from Philadelphia in trade on 7-10-74)</i> | | | | |
| 1c | Mike Cobb | TE | Michigan State | 22 |
| 2 | Pete Johnson | RB | Ohio State | 49 |
| 3 | Mike Voight | RB | North Carolina | 76 |
| 4a | Rick Walker | TE | UCLA | 85 |
| <i>(acquired from Tampa Bay in trade on 9-7-76)</i> | | | | |
| 4b | Mike Wilson | T | Georgia | 103 |
| 4c | Jerry Anderson | CB | Oklahoma | 105 |
| <i>(acquired from St. Louis in trade on 6-21-76)</i> | | | | |
| 5 | Ray Phillips | LB | Nebraska | 133 |
| 6 | Tom Duniven | QB | Texas Tech | 160 |
| 7a | Louis Breeden | DB | North Carolina Central | 187 |
| 7b | Jim Corbett | TE | Pittsburgh | 194 |
| <i>(acquired from Minnesota in trade on 6-3-76)</i> | | | | |
| 8 | Jose Saint-Victor | G | Syracuse | 214 |
| 9 | Willie Zachary | WR | Central State (Ohio) | 245 |
| 10 | Bob Bialik | P | Hillsdale (Mich.) | 272 |
| 11a | Joel Parrish | G | Georgia | 292 |
| <i>(acquired from San Diego in trade on 3-1-77)</i> | | | | |
| 11b | Carl Allen | DB | Southern Mississippi | 299 |
| 12 | Alex Percival | WR | Morehouse (Ga.) | 326 |

1978 NFL DRAFT MAY 2-3

| RD. | PLAYER | POS. | COLLEGE | SEL. # |
|---|---------------|------|----------------------|--------|
| 1a | Ross Browner | DL | Notre Dame | 8 |
| <i>(acquired from Philadelphia in trade on 7-10-74)</i> | | | | |
| 1b | Blair Bush | C | Washington | 16 |
| 2a | Ray Griffin | CB | Ohio State | 35 |
| <i>(acquired from Philadelphia in trade on 7-10-74)</i> | | | | |
| 2b | Deacon Turner | RB | San Diego State | 45 |
| 3a | Ted Vincent | DT | Wichita State | 72 |
| 3b | Don Bass | WR | Houston | 83 |
| <i>(acquired from Denver in trade on 3-16-77)</i> | | | | |
| 4 | Dennis Law | WR | East Tennessee State | 99 |
| 5a | Tom Dinkel | LB | Kansas | 126 |
| 5b | Rob Hertel | QB | Southern California | 131 |
| <i>(acquired from Chicago in trade on 5-11-76)</i> | | | | |
| 6 | Steve Geise | RB | Penn State | 155 |
| 7a | Joe Branson | S | Livingstone (N.C.) | 182 |
| 7b | Danny Bass | T | Elon (N.C.) | 193 |
| <i>(acquired from Denver in trade on 3-16-77)</i> | | | | |
| 8 | Bill Miller | T | Western Illinois | 211 |
| 9 | Ron Shumon | LB | Wichita State | 238 |
| 10 | Tom DePaso | LB | Penn State | 267 |
| 11a | Calvin Prince | RB | Louisville | 293 |
| <i>(acquired from St. Louis in trade on 8-30-77)</i> | | | | |
| 11b | Mark Donahue | G | Michigan | 294 |
| 12 | Kim Featsent | WR | Kent State | 323 |

1979 NFL DRAFT MAY 3-4

| RD. | PLAYER | POS. | COLLEGE | SEL. # |
|---|-------------------|------|-------------------|--------|
| 1a | Jack Thompson | QB | Washington State | 3 |
| 1b | Charles Alexander | RB | Louisiana State | 12 |
| <i>(acquired from Washington in trade on 6-26-78)</i> | | | | |
| 2 | Dan Ross | TE | Northeastern | 30 |
| 3 | Barney Cotton | G | Nebraska | 59 |
| 4a | James White | DT | Albany State | 84 |
| 4b | Vaughn Lusby | CB | Arkansas | 91 |
| <i>(acquired from Chicago in trade on 8-22-78)</i> | | | | |
| 5 | Casey Merrill | DE | California, Davis | 113 |
| 6 | Steve Kreider | WR | Lehigh | 139 |
| 7 | Max Montoya | T | UCLA | 168 |
| 8 | Howie Kurnick | LB | Cincinnati | 194 |
| 9 | Scott Burk | S | Oklahoma State | 223 |
| 10 | Nathan Poole | RB | Louisville | 250 |
| 11 | Ken Bungarda | DE | Missouri | 278 |
| 12 | Jim Browner | S | Notre Dame | 304 |

1980 NFL DRAFT APRIL 29-30

| RD. | PLAYER | POS. | COLLEGE | SEL. # |
|--|------------------|-------|---------------------|--------|
| 1 | Anthony Munoz | T | Southern California | 3 |
| 2 | Kirby Criswell | LB | Kansas | 31 |
| 3 | Rod Horn | DL | Nebraska | 59 |
| 4 | Bill Glass | G | Baylor | 86 |
| 5 | Bryan Hicks | S | McNeese State | 113 |
| 6a | Jo Jo Heath | KR/DB | Pittsburgh | 141 |
| 6b | Andrew Melontree | LB | Baylor | 159 |
| <i>(acquired from Tampa Bay in trade on 5-30-79)</i> | | | | |
| 7a | Ron Simpkins | LB | Michigan | 167 |
| <i>(acquired from San Francisco in trade on 7-16-79)</i> | | | | |
| 7b | Gary Don Johnson | DT | Baylor | 168 |
| 8 | Mark Lyles | RB | Florida State | 196 |
| 9 | Greg Bright | S | Morehead State | 224 |
| 10 | Sandro Vitiello | K | Massachusetts | 252 |
| 11 | Alton Alexis | WR | Tulane | *281 |
| 12 | Mike Wright | QB | Vanderbilt | 308 |

*NOTE: The Bengals had the No. 280 overall choice in Round 11 but passed, allowing Baltimore to move from No. 281 to 280.

1981 NFL DRAFT APRIL 28-29

| RD. | PLAYER | POS. | COLLEGE | SEL. # |
|--|-------------------|------|---------------------|--------|
| 1 | David Verser | WR | Kansas | 10 |
| 2 | Cris Collinsworth | WR | Florida | 37 |
| 3 | John Simmons | CB | Southern Methodist | 64 |
| 4 | Guy Frazier | LB | Wyoming | 93 |
| 5 | Benjie Pryor | TE | Pittsburgh | 120 |
| 6 | Rex Robinson | PK | Georgia | 146 |
| 7 | Jeff Schuh | LB | Minnesota | 176 |
| 8 | Bobby Kemp | S | Cal State-Fullerton | 202 |
| 9a | Jim Hannula | OL | Northern Illinois | 229 |
| 9b | Samoa Samoa | RB | Washington State | 230 |
| <i>(acquired from San Francisco in trade on 3-19-80)</i> | | | | |
| 10 | Hubert Simpson | RB | Tennessee | 258 |
| 11 | Robert Jackson | S | Central Michigan | 285 |
| 12 | Mark O'Connell | QB/K | Ball State | 312 |

1982 NFL DRAFT APRIL 27-28

| RD. | PLAYER | POS. | COLLEGE | SEL. # |
|-----|----------------|------|--------------------------|--------|
| 1 | Glen Collins | DE | Mississippi State | 26 |
| 2 | Emanuel Weaver | NT | South Carolina | 54 |
| 3 | Rodney Holman | TE | Tulane | 82 |
| 4 | Rodney Tate | RB | Texas | 110 |
| 5 | Paul Sorensen | DB | Washington State | 138 |
| 6 | Arthur King | NT | Grambling | 166 |
| 7 | Ben Needham | LB | Michigan | 194 |
| 8 | Kari Yli-Renko | T | Cincinnati | 222 |
| 9 | James Bennett | WR | Northwestern State (La.) | 250 |
| 10 | Larry Hogue | CB | Utah State | 278 |
| 11 | Russell Davis | RB | Idaho | 305 |
| 12 | Dan Feraday | QB | Toronto | 333 |

1983 NFL DRAFT APRIL 26-27

| RD. | PLAYER | POS. | COLLEGE | SEL. # |
|--|------------------|------|------------------------|--------|
| 1 | Dave Rimington | C | Nebraska | 25 |
| 2 | Ray Horton | CB | Washington | 53 |
| 3 | Jimmy Turner | CB | UCLA | 81 |
| 4 | Steve Maidlow | LB | Michigan State | 109 |
| 5 | Jeff Christensen | QB | Eastern Illinois | 137 |
| 6a | Kiki DeAyala | LB | Texas | 152 |
| <i>(acquired from New Orleans in trade on 8-20-82)</i> | | | | |
| 6b | Larry Kinnebrew | RB | Tennessee State | 165 |
| 7 | James Griffin | S | Middle Tennessee State | 193 |
| 8 | Mike Martin | WR | Illinois | 221 |
| 9 | Stanley Wilson | RB | Oklahoma | 248 |
| 10 | Tim Krumrie | NT | Wisconsin | 276 |
| 11 | Gary Williams | WR | Ohio State | 304 |
| 12 | Andre Young | LB | Bowling Green | 332 |

1984 NFL DRAFT MAY 1-2

| RD. | PLAYER | POS. | COLLEGE | SEL. # |
|---|---|------|-----------------------|--------|
| 1 | (acquired from Tampa Bay in trade on 6-2-83, then sent to New England in trade on 4-4-84) | | | 1 |
| 1a | Ricky Hunley | LB | Arizona | 7 |
| 1b | Pete Koch | DE | Maryland | 16 |
| <i>(acquired from New England in trade on 4-4-84)</i> | | | | |
| 1c | Brian Blados | OL | North Carolina | 28 |
| <i>(acquired from New England in trade on 4-4-84)</i> | | | | |
| 2 | Boomer Esiason | QB | Maryland | 38 |
| 3 | Stanford Jennings | RB | Furman | 65 |
| 4 | John Farley | RB | Cal State-Sacramento | 92 |
| 5 | Barney Bussey | DB | South Carolina State | 119 |
| 6 | Don Kern | TE | Arizona State | 150 |
| 7 | Leo Barker | LB | New Mexico State | 177 |
| 8 | Bruce Reimers | T | Iowa State | 204 |
| 9 | Bruce Kozerski | OL | Holy Cross | 231 |
| 10a | Aaron Jackson | LB | North Carolina | 262 |
| 10b | Brent Ziegler | RB | Syracuse | 265 |
| <i>(acquired from New England in trade on 4-4-84)</i> | | | | |
| 11 | Steve McKeever | RB | Central State (Okla.) | 289 |
| 12 | Steve Racquet | LB | Holy Cross | 316 |

1-s Wayne Peace QB Florida
 2-s Bill Johnson RB Arkansas State
 3-s Tom Kilkenny LB Temple
 *NOTE: On June 5, the NFL held a supplemental draft for college seniors who had been eligible for the league's common draft a month earlier but had already signed a contract with a pro team in either the USFL or the CFL and thus were not selected by an NFL team in that common draft. In the supplemental draft, NFL teams obtained the rights to 84 of those players (76 USFL and eight CFL). The Bengals drafted three of them: QB Wayne Peace (had signed with the Tampa Bay Bandits of the USFL), RB Bill Johnson (Denver Gold, USFL) and LB Tom Kilkenny (Chicago Blitz, USFL

1985 NFL DRAFT APRIL 30-MAY 1

| RD. | PLAYER | POS. | COLLEGE | SEL. # |
|---|------------------|------|---------------------|--------|
| 1a | Eddie Brown | WR | Miami (Fla.) | 13 |
| 1b | Emanuel King | LB | Alabama | 25 |
| <i>(acquired from Seattle in trade on 6-29-83)</i> | | | | |
| 2 | Carl Zander | LB | Tennessee | 43 |
| 3 | Sean Thomas | CB | Texas Christian | 70 |
| 4 | Anthony Tuggle | CB | Nicholls State | 97 |
| 5a | Tony Degrale | NT | Texas | 127 |
| 5b | Lee Davis | CB | Mississippi | 129 |
| <i>(acquired from New England in trade on 4-4-84)</i> | | | | |
| 6a | Eric Stokes | T | Northeastern | 148 |
| <i>(acquired from Tampa Bay in trade on 6-24-84)</i> | | | | |
| 6b | Keith Lester | TE | Murray State | 154 |
| 7a | Kim Locklin | RB | New Mexico State | 172 |
| <i>(acquired from Atlanta in trade on 8-23-84)</i> | | | | |
| 7b | Joe Walter | T | Texas Tech. | 181 |
| 8 | Dave Strobel | LB | Iowa | 211 |
| 9 | Keith Cruise | DE | Northwestern | 238 |
| 10 | Bernard King | LB | Syracuse | 265 |
| 11 | Harold Stanfield | TE | Mississippi College | 296 |
| 12 | Louis Garza | T | New Mexico State | 322 |

*NOTE: The Bengals had the No. 295 overall choice in Round 11 but passed, allowing New England to move from No. 296 to 295.

1986 NFL DRAFT APRIL 29-30

| RD. | PLAYER | POS. | COLLEGE | SEL. # |
|---|------------------|------|-----------------------|--------|
| 1a | Joe Kelly | LB | Washington | 11 |
| 1b | Tim McGee | WR | Tennessee | 21 |
| <i>(acquired from Denver in trade on 10-9-84)</i> | | | | |
| 2 | Lewis Billups | CB | North Alabama | 38 |
| 3a | Jim Skow | DE | Nebraska | 58 |
| <i>(acquired from Atlanta in trade on 4-2-86)</i> | | | | |
| 3b | Mike Hammerstein | DE | Michigan | 65 |
| 3c | David Fulcher | S | Arizona State | 78 |
| <i>(acquired from Denver in trade on 10-9-84)</i> | | | | |
| 4a | Eric Kaltus | TE | Michigan | 91 |
| 4b | Doug Gaynor | QB | Cal State-Long Beach | 99 |
| <i>(acquired from Seattle in trade on 10-15-85)</i> | | | | |
| 5 | Leon White | LB | Brigham Young | 123 |
| 6 | Gary Hunt | CB | Memphis State | 152 |
| 7 | Pat Franklin | RB | Southwest Texas State | 177 |
| 8 | David Douglas | T | Tennessee | 204 |
| 9 | Cary Whittingham | LB | Brigham Young | 230 |
| 10 | Jeff Shaw | NT | Salem College | 262 |
| 11a | Tim Stone | T | Kansas State | 289 |
| 11b | Tom Flaherty | LB | Northwestern | 294 |
| <i>(acquired from Green Bay in trade on 9-4-85)</i> | | | | |
| 12 | Steve Bradley | QB | Indiana | 316 |

1987 NFL DRAFT APRIL 28-29

| RD. | PLAYER | POS. | COLLEGE | SEL. # |
|--|-----------------|------|---------------|--------|
| 1 | Jason Buck | DE | Brigham Young | 17 |
| 2 | Eric Thomas | CB | Utah | 49 |
| 3a | Leonard Bell | FS | Indiana | 76 |
| 3b | Skip McClendon | DE | Arizona State | 77 |
| <i>(acquired from Seattle in trade on 8-27-86)</i> | | | | |
| 4 | Jim Riggs | TE | Clemson | 103 |
| 5a | Marc Logan | RB | Kentucky | 130 |
| 5b | Greg Horne | P/K | Arkansas | 139 |
| <i>(acquired from Denver in trade on 10-9-84)</i> | | | | |
| 6 | Sonny Gordon | FS | Ohio State | 157 |
| 7 | Chris Thatcher | G/C | Lafayette | 188 |
| 8 | Solomon Wilcott | CB | Colorado | 215 |
| 9 | Craig Raddatz | LB | Wisconsin | 242 |
| 10 | David McCluskey | RB | Georgia | 269 |
| 11 | Jim Warne | T | Arizona State | 296 |
| 12 | John Holifield | RB | West Virginia | 328 |

1988 NFL DRAFT APRIL 24-25

| RD. | PLAYER | POS. | COLLEGE | SEL. # |
|-----|----------------------|------|------------------|--------|
| 1 | Rickey Dixon | CB | Oklahoma | 5 |
| 2 | Elbert "Ickey" Woods | RB | Nevada-Las Vegas | 31 |
| 3 | Kevin Walker | LB | Maryland | 57 |
| 4 | David Grant | NT | West Virginia | 84 |
| 5 | Herb Wester | T | Iowa | 114 |
| 6 | Paul Jetton | OL | Texas | 141 |
| 7 | Rich Romer | LB | Union (N.Y.) | 168 |
| 8 | Curtis Maxey | NT | Grambling | 195 |
| 9 | Brandy Wells | DB | Notre Dame | 226 |
| 10 | Ellis Dillahunt | DB | East Carolina | 253 |
| 11 | Paul Hickert | K | Murray State | 280 |
| 12 | Carl Parker | WR | Vanderbilt | 307 |

1989 NFL DRAFT APRIL 23-24

| RD. | PLAYER | POS. | COLLEGE | SEL. # |
|--|--|------|---------------|--------|
| 1 | <i>(sent to Atlanta in trade on 4-23-89)</i> | | | |
| 2a | Eric Ball | RB | UCLA | 35 |
| <i>(acquired from Atlanta in trade on 4-23-89)</i> | | | | |
| 2b | Freddie Childress | G | Arkansas | 55 |
| 3 | Erik Wilhelm | QB | Oregon State | 83 |
| 4a | Kerry Owens | LB | Arkansas | 89 |
| <i>(acquired from Atlanta in trade on 4-23-89)</i> | | | | |
| 4b | Rob Woods | T | Arizona | 111 |
| 5 | Natu Tualatagaloa | NT | California | 138 |
| 6 | Craig Taylor | RB | West Virginia | 166 |
| 7 | Kendal Smith | WR | Utah State | 194 |
| 8 | Chris Chenault | LB | Kentucky | 222 |
| 9 | Richard Stephens | T | Tulsa | 250 |
| 10a | Cornell Holloway | CB | Pittsburgh | 256 |
| <i>(acquired from Atlanta in trade on 4-23-89)</i> | | | | |
| 10b | Bob Jean | QB | New Hampshire | 278 |
| 11 | Dana Wells | NT | Arizona | 306 |
| 12 | Scott Jones | T | Washington | 334 |

1990 NFL DRAFT APRIL 22-23

| RD. | PLAYER | POS. | COLLEGE | SEL. # |
|-----|----------------|------|------------------|--------|
| 1 | James Francis | LB | Baylor | 12 |
| 2 | Harold Green | RB | South Carolina | 38 |
| 3 | Bernard Clark | LB | Miami (Fla.) | 61 |
| 4 | Mike Brennan | T | Notre Dame | 95 |
| 5 | Lynn James | WR | Arizona State | 122 |
| 6 | Don Odegard | CB | Nevada-Las Vegas | 150 |
| 7 | Craig Ogletree | LB | Auburn | 177 |
| 8 | Doug Wellsandt | TE | Washington State | 204 |
| 9 | Mitchell Price | CB | Tulane | 234 |
| 10 | Eric Crigler | T | Murray State | 261 |
| 11 | Tim O'Connor | T | Virginia | 288 |
| 12 | Andre Riley | WR | Washington | 314 |

1991 NFL DRAFT APRIL 21-22

| RD. | PLAYER | POS. | COLLEGE | SEL. # |
|--|--|------|----------------------|--------|
| 1 | Alfred Williams | LB | Colorado | 18 |
| 2 | <i>(sent to San Francisco in trade on 4-21-91)</i> | | | |
| 2 | Lamar Rogers | DE | Auburn | 45 |
| <i>(acquired from San Francisco in trade on 4-21-91)</i> | | | | |
| 3 | Bob Dahl | DE | Notre Dame | 72 |
| 4a | Donald Hollas | QB | Rice | 99 |
| 4b | Rob Carpenter | WR | Syracuse | 109 |
| <i>(acquired from San Francisco in trade on 4-21-91)</i> | | | | |
| 5 | Mike Arthur | C | Texas A&M | 130 |
| 6 | Richard Fain | CB | Florida | 157 |
| 7 | Fernandus Vinson | S | North Carolina State | 184 |
| 8 | Mike Dingle | RB | South Carolina | 211 |
| 9 | Shane Garrett | WR | Texas A&M | 241 |
| 10 | Jim Lavin | G/T | Georgia Tech | 263 |
| 11 | Chris Smith | TE | Brigham Young | 295 |
| 12 | Antoine Bennett | CB | Florida A&M | 322 |

1992 NFL DRAFT APRIL 26-27

| RD. | PLAYER | POS. | COLLEGE | SEL. # |
|---|---|------|------------------------|--------|
| 1 | <i>(sent to Washington in trade on 4-26-92)</i> | | | |
| 1a | David Klingler | QB | Houston | *6 |
| <i>(acquired from Washington in trade on 4-26-92)</i> | | | | |
| 1b | Darryl Williams | S | Miami (Fla.) | *28 |
| <i>(acquired from Washington in trade on 4-26-92)</i> | | | | |
| 2 | Carl Pickens | WR | Tennessee | 31 |
| 3 | <i>(sent to Washington in trade on 4-26-92)</i> | | | |
| 3 | Leonard Wheeler | CB | Troy State | 84 |
| <i>(acquired from Washington in trade on 4-26-92)</i> | | | | |
| 4 | Ricardo McDonald | LB | Pittsburgh | 88 |
| 5 | Craig Thompson | TE | North Carolina A&T | 115 |
| 6 | Chris Burns | DE | Middle Tennessee State | 142 |
| 7 | Lance Olberding | T | Iowa | 172 |
| 8 | Roosevelt Nix | DE | Central State (Ohio) | 199 |
| 9 | Osteli Miles | RB | Houston | 226 |
| 10 | Horace Smith | CB | Oregon Tech. | 256 |
| 11 | John Earle | OL | Western Illinois | 283 |
| 12 | Eric Shaw | LB | Louisiana Tech. | 310 |

1993 NFL DRAFT APRIL 25-26

| RD. | PLAYER | POS. | COLLEGE | SEL. # |
|--|------------------|------|--------------------|--------|
| 1 | John Copeland | DE | Alabama | 5 |
| 2 | Tony McGee | TE | Michigan | 37 |
| 3a | Steve Tovar | LB | Ohio State | 59 |
| <i>(acquired from N.Y. Jets in trade on 3-17-93)</i> | | | | |
| 3b | Ty Parten | DT | Arizona | 63 |
| 4 | Marcello Simmons | CB | Southern Methodist | 90 |
| 5 | Forey Duckett | CB | Nevada-Reno | 117 |
| 6 | Tom Scott | T | East Carolina | 148 |
| 7 | Lance Gunn | S | Texas | 175 |
| 8 | Doug Pelfrey | K | Kentucky | 202 |

1994 NFL DRAFT APRIL 24-25

| RD. | PLAYER | POS. | COLLEGE | SEL. # |
|---|--------------------|------|--------------------|--------|
| 1 | Dan Wilkinson | DT | Ohio State | 1 |
| 2 | Darnay Scott | WR | San Diego State | 30 |
| 3a | Jeff Cothran | FB | Ohio State | 66 |
| 3b | Steve Shine | LB | Northwestern | *86 |
| 4 | Corey Sawyer | CB | Florida State | 104 |
| 5 | Trent Pollard | T | Eastern Washington | 132 |
| 6a | Kimo von Oelhoffen | DT | Boise State | 162 |
| 6b | Jerry Reynolds | T | Nevada-Las Vegas | 184 |
| <i>(acquired from L.A. Raiders in trade on 7-16-93)</i> | | | | |
| 7 | Ramondo Stallings | DE | San Diego State | 195 |

*NOTE: The Bengals received one compensatory pick (No. 86).

1995 NFL DRAFT APRIL 22-23

| RD. | PLAYER | POS. | COLLEGE | SEL. # |
|---|---|------|---------------|--------|
| 1 | Ki-Jana Carter | RB | Penn State | 1 |
| <i>(acquired from Carolina in trade on 4-22-95)</i> | | | | |
| 1 | <i>(sent to Carolina in trade on 4-22-95)</i> | | | |
| 2 | <i>(sent to Carolina in trade on 4-22-95)</i> | | | |
| 3 | Melvin Tulen | T | Syracuse | 69 |
| 4 | Sam Shade | S | Alabama | 102 |
| 5 | David Dunn | WR | Fresno State | 139 |
| 6 | Ryan Grigson | T | Purdue | 175 |
| 7 | John Walsh | QB | Brigham Young | 213 |

1996 NFL DRAFT APRIL 20-21

| RD. | PLAYER | POS. | COLLEGE | SEL. # |
|-----|-----------------|------|----------------|--------|
| 1 | Willie Anderson | T | Auburn | 10 |
| 2 | Marco Battaglia | TE | Rutgers | 39 |
| 3 | Ken Blackman | G/T | Illinois | 69 |
| 4 | Jevon Langford | DE | Oklahoma State | 108 |
| 5 | Greg Myers | S | Colorado State | 144 |
| 6 | Tom Tumulty | LB | Pittsburgh | 178 |
| 7 | Rod Jones | G/T | Kansas | 219 |

1997 NFL DRAFT APRIL 19-20

| RD. | PLAYER | POS. | COLLEGE | SEL. # |
|-----|----------------|------|----------------|--------|
| 1 | Reinard Wilson | LB | Florida State | 14 |
| 2 | Corey Dillon | RB | Washington | 43 |
| 3 | Rod Payne | C | Michigan | 76 |
| 4 | Tremain Mack | S | Miami (Fla.) | 111 |
| 5 | Andre Purvis | NT | North Carolina | 144 |
| 6 | Canute Curtis | LB | West Virginia | 176 |
| 7 | William Carr | NT | Michigan | 217 |

1998 NFL DRAFT APRIL 18-19

| RD. | PLAYER | POS. | COLLEGE | SEL. # |
|---|---|------|---------------------|--------|
| 1a | Takeo Spikes | LB | Auburn | 13 |
| 1b | Brian Simmons | LB | North Carolina | 17 |
| <i>(acquired from Washington in trade on 2-26-98)</i> | | | | |
| 2 | Artrell Hawkins | CB | Cincinnati | 43 |
| 3a | Steve Foley | LB | Northeast Louisiana | 75 |
| 3b | Mike Goff | G | Iowa | 78 |
| <i>(acquired from Washington in trade on 2-26-98)</i> | | | | |
| 4 | Glen Steele | DL | Michigan | 105 |
| 5 | <i>(sent to Indianapolis in trade on 3-26-98)</i> | | | |
| 6 | Jason Tucker | WR | Texas Christian | 167 |
| 7a | Marcus Parker | FB | Virginia Tech | 202 |
| 7b | Damian Vaughn | TE | Miami (Ohio) | 222 |

*NOTE: The Bengals received one compensatory pick (No. 222).

1999 NFL DRAFT APRIL 17-18

| RD. | PLAYER | POS. | COLLEGE | SEL. # |
|-----|-------------------|------|---------------|--------|
| 1 | Akili Smith | QB | Oregon | 3 |
| 2 | Charles Fisher | CB | West Virginia | 33 |
| 3 | Cory Hall | S | Fresno State | 65 |
| 4 | Craig Yeast | WR | Kentucky | 98 |
| 5 | Nick Luchey | FB | Miami (Fla.) | 135 |
| 6 | Kelly Gregg | NT | Oklahoma | 173 |
| 7a | Tony Coats | G | Washington | 209 |
| 7b | Scott Covington | QB | Miami (Fla.) | 245 |
| 7c | Donald Broomfield | DE | Clemson | 249 |

*NOTE: The Bengals received two compensatory picks (Nos. 245 and 249).

2000 NFL DRAFT APRIL 15-16

| RD. | PLAYER | POS. | COLLEGE | SEL. # |
|-----|----------------|-------|--------------------------|--------|
| 1 | Peter Warrick | WR | Florida State | 4 |
| 2 | Mark Roman | CB | Louisiana State | 34 |
| 3 | Ron Dugans | WR | Florida State | 66 |
| 4 | Curtis Keaton | HB | James Madison | 97 |
| 5 | Robert Bean | CB | Mississippi State | 133 |
| 6 | Neil Rackers | K | Illinois | 169 |
| 7 | Brad St. Louis | TE-LS | Southwest Missouri State | 210 |

2001 NFL DRAFT APRIL 21-22

| RD. | PLAYER | POS. | COLLEGE | SEL. # |
|-----|---------------------|------|----------------|--------|
| 1 | Justin Smith | DE | Missouri | 4 |
| 2 | Chad Johnson | WR | Oregon State | 36 |
| 3 | Sean Brewer | TE | San Jose State | 66 |
| 4 | Rudi Johnson | HB | Auburn | 100 |
| 5 | Victor Leyva | G | Arizona State | 135 |
| 6 | Riall Johnson | LB | Stanford | 168 |
| 7 | T.J. Houshmandzadeh | WR | Oregon State | 204 |

2002 NFL DRAFT APRIL 20-21

| RD. | PLAYER | POS. | COLLEGE | SEL. # |
|---|---|------|------------------|--------|
| 1 | Levi Jones | OT | Arizona State | 10 |
| 2 | Lamont Thompson | FS | Washington State | 41 |
| 3 | Matt Schobel | TE | Texas Christian | 67 |
| <i>(acquired from Carolina in trade on 4-20-02)</i> | | | | |
| 3 | <i>(sent to Carolina in trade on 4-20-02)</i> | | | 73 |
| 4 | Travis Dorsch | K/P | Purdue | 109 |
| 5 | <i>(sent to Carolina in trade on 4-20-02)</i> | | | 145 |
| 6 | Marquand Manuel | FS | Florida | 181 |
| 7 | Joey Evans | DE | North Carolina | 219 |

2003 NFL DRAFT **APRIL 26-27**

| RD. | PLAYER | POS. | COLLEGE | SEL. # |
|--|-------------------|------|----------------------|--------|
| 1 | Carson Palmer | QB | Southern California | 1 |
| 2 | Eric Steinbach | G | Iowa | 33 |
| 3 | Kelley Washington | WR | Tennessee | 65 |
| 4a | Dennis Weathersby | CB | Oregon State | 98 |
| 4b | Jeremi Johnson | FB | Western Kentucky | 118 |
| <i>(acquired from New Orleans in trade on 8-31-02)</i> | | | | |
| 5 | Khalid Abdullah | OLB | Mars Hill | 136 |
| 6 | Langston Moore | DT | South Carolina | 174 |
| 7a | Scott Kooistra | OT | North Carolina State | 215 |
| 7b | Elton Patterson | DE | Central Florida | *259 |

*NOTE: The Bengals received one compensatory pick (No. 259).

2004 NFL DRAFT **APRIL 24-25**

| RD. | PLAYER..... | POS. | COLLEGE | SEL. # |
|-----|--|------|---------------------------|--------|
| 1 | <i>(sent to Denver in trade on 4-9-20)</i> | | | 17 |
| 1 | <i>(acquired from Denver in trade on 4-9-04, then sent to St. Louis in trade on 4-24-04)</i> | | | 24 |
| 1 | Chris Perry..... | HB | Michigan | 26 |
| | <i>(acquired from St. Louis in trade on 4-24-04)</i> | | | |
| 2a | Keiwan Ratliff..... | CB | Florida | 49 |
| 2b | Madieu Williams..... | FS | Maryland | 56 |
| | <i>(acquired from New England in trade on 4-19-04)</i> | | | |
| 3a | Caleb Miller..... | MLB | Arkansas | 80 |
| 3b | Landon Johnson..... | OLB | Purdue | *96 |
| 4a | Matthias Askew..... | DT | Michigan State..... | 114 |
| 4b | Robert Geathers..... | DE | Georgia | 117 |
| | <i>(acquired from Denver in trade on 4-9-04)</i> | | | |
| 4c | Stacy Andrews..... | OT | Mississippi..... | 123 |
| | <i>(acquired from St. Louis in trade on 4-24-04)</i> | | | |
| 5 | Maurice Mann..... | WR | Nevada | 149 |
| 6 | Greg Brooks..... | CB | Southern Mississippi..... | 183 |
| 7 | Casey Bramlet..... | QB | Wyoming | 218 |

*NOTE: The Bengals received one compensatory pick (No. 96).

2005 NFL DRAFT **APRIL 23-24**

| RD. | PLAYER | POS. | COLLEGE | SEL. # |
|-----|-----------------|------|------------------|--------|
| 1 | David Pollack | LB | Georgia | 17 |
| 2 | Odell Thurman | LB | Georgia | 48 |
| 3 | Chris Henry | WR | West Virginia | 83 |
| 4 | Eric Ghiaciuc | C | Central Michigan | 119 |
| 5 | Adam Kieft | OT | Central Michigan | 153 |
| 6 | Tab Perry | WR | UCLA | 190 |
| 7 | Jonathan Fanene | DE | Utah | 233 |

2006 NFL DRAFT **APRIL 29-30**

| RD. | PLAYER | POS. | COLLEGE | SEL. # |
|-----|------------------|------|---------------------|--------|
| 1 | Johnathan Joseph | CB | South Carolina | 24 |
| 2 | Andrew Whitworth | OL | Louisiana State | 55 |
| 3 | Frostee Rucker | DE | Southern California | 91 |
| 4 | Domata Peko | DT | Michigan State | 123 |
| 5 | A.J. Nicholson | LB | Florida State | 157 |
| 6 | Reggie McNeal | WR | Texas A&M | 193 |
| 7a | Ethan Kilmer | S | Penn State | *209 |
| 7b | Bennie Brazell | WR | Louisiana State | 231 |
| 3-s | Ahmad Brooks | LB | Virginia | * |

*NOTE: The Bengals received the No. 209 overall pick from Houston as compensation for the Texans signing restricted free agent WR Kevin Walter (Bengals did not exercise right of first refusal for Texans offer sheet signed on 3-18-06). The Bengals selected LB Ahmad Brooks in the third round of the 2006 NFL Supplemental Draft, thus surrendering their '07 third-round pick in the common draft.

2007 NFL DRAFT **APRIL 28-29**

| RD. | PLAYER..... | POS. | COLLEGE | SEL. # |
|-----|--|------|----------------------|--------|
| 1 | Leon Hall..... | CB | Michigan..... | 18 |
| 2 | Kenny Irons..... | HB | Auburn..... | 49 |
| 3 | <i>(exercised this selection in the 2006 supplemental draft)</i> | | | |
| 4 | Marvin White..... | S | Texas Christian..... | 114 |
| 5 | Jeff Rowe..... | QB | Nevada..... | 151 |
| 6 | Matt Toeaina..... | DT | Oregon..... | 187 |
| 7a | Dan Santucci..... | C | Notre Dame..... | 230 |
| 7b | Chinedum Ndukwe..... | S | Notre Dame..... | *253 |

*NOTE: The Bengals received one compensatory pick (No. 253).

2008 NFL DRAFT **APRIL 26-27**

| RD. | PLAYER | POS. | COLLEGE | SEL. # |
|-----|--|------|---------------------|--------|
| 1 | Keith Rivers | LB | Southern California | 9 |
| 2 | Jerome Simpson | WR | Coastal Carolina | 46 |
| 3a | Pat Sims | DT | Auburn | 77 |
| 3b | Andre Caldwell | WR | Florida | *97 |
| 4 | Anthony Collins | OT | Kansas | 112 |
| 5 | Jason Shirley | DT | Fresno State | 145 |
| 6a | Corey Lynch | S | Appalachian State | 177 |
| 6b | Matt Sherry | TE | Villanova | *207 |
| 7 | (sent to St. Louis in trade on 9-1-07) | | | 217 |
| 7a | Angelo Craig | DE | Cincinnati | *244 |
| 7b | Mario Urrutia | WR | Louisville | *246 |

**NOTE: The Bengals received four compensatory picks (Nos. 97, 207, 244 and 246).*

*NOTE: The Bengals received four compensatory picks (Nos. 97, 207, 244 and 246).

2009 NFL DRAFT **APRIL 25-26**

| RD. | PLAYER | POS. | COLLEGE | SEL. # |
|-----|------------------|------|---------------------|--------|
| 1 | Andre Smith | OT | Alabama | 6 |
| 2 | Rey Maualuga | LB | Southern California | 38 |
| 3a | Michael Johnson | DE | Georgia Tech | 70 |
| 3b | Chase Coffman | TE | Missouri | *98 |
| 4 | Jonathan Luigs | C | Arkansas | 106 |
| 5 | Kevin Huber | P | Cincinnati | 142 |
| 6a | Morgan Trent | CB | Michigan | 179 |
| 6b | Bernard Scott | HB | Abilene Christian | *209 |
| 7a | Fui Vakapuna | FB | Brigham Young | 215 |
| 7b | Clinton McDonald | DT | Memphis | *249 |
| 7c | Freddie Brown | WR | Utah | *252 |

*NOTE: The Bengals received four compensatory picks (Nos. 98, 209, 249 and 252).

2010 NFL DRAFT **APRIL 22-24**

| RD. | PLAYER | POS. | COLLEGE | SEL. # |
|-----|-------------------|------|------------------|--------|
| 1 | Jermaine Gresham | TE | Oklahoma | 21 |
| 2 | Carlos Dunlap | DE | Florida | 54 |
| 3a | Jordan Shipley | WR | Texas | 84 |
| 3b | Brandon Ghee | CB | Wake Forest | *96 |
| 4a | Geno Atkins | DT | Georgia | 120 |
| 4b | Rodrick Muckelroy | LB | Texas | *131 |
| 5 | Olis Hudson | G | Eastern Illinois | 152 |
| 6 | Dezmon Briscoe | WR | Kansas | 191 |
| 7 | Reggie Stephens | C | Iowa State | 228 |

*NOTE: The Bengals received two compensatory picks (Nos. 96 and 131).

2011 NFL DRAFT **APRIL 28-30**

| RD. | PLAYER | POS. | COLLEGE | SEL. # |
|-----|---------------|------|-------------------|--------|
| 1 | A.J. Green | WR | Georgia | 4 |
| 2 | Andy Dalton | QB | Texas Christian | 35 |
| 3 | Dontay Moch | LB | Nevada | 66 |
| 4 | Clint Boling | G | Georgia | 101 |
| 5 | Robert Sands | S | West Virginia | 134 |
| 6 | Ryan Whalen | WR | Stanford | 167 |
| 7a | Korey Lindsey | CB | Southern Illinois | 207 |
| 7b | Jay Finley | HB | Baylor | *246 |

*NOTE: The Bengals received one compensatory pick (No. 246).

2012 NFL DRAFT **APRIL 26-28**

| RD. | PLAYER | POS. | COLLEGE | SEL. # |
|---|---|------|-------------|--------|
| 1a | Dre Kirkpatrick | CB | Alabama | 17 |
| (acquired from Oakland in trade on 10-18-11) | | | | |
| 1 | (sent to New England in trade on 4-26-12) | | | 21 |
| 1b | Kevin Zeitler | G | Wisconsin | 27 |
| (acquired from New England in trade on 4-26-12) | | | | |
| 2 | Devon Still | DT | Penn State | 53 |
| 3a | Mohamed Sanu | WR | Rutgers | 83 |
| 3b | Brandon Thompson | DT | Clemson | 93 |
| (acquired from New England in trade on 4-26-12) | | | | |
| 4 | Orson Charles | TE | Georgia | 116 |
| 5a | Shaun Prater | CB | Iowa | 156 |
| 5b | Marvin Jones | WR | California | 166 |
| (acquired from New England in trade on 7-29-11) | | | | |
| 5c | George Iloka | S | Boise State | 167 |
| (acquired from N.Y. Giants in trade on 4-12-12) | | | | |
| 6 | Dan Herron | HB | Ohio State | 191 |
| 7 | (sent to Jacksonville in trade on 9-4-10) | | | 228 |

2013 NFL DRAFT **APRIL 25-27**

| RD. | PLAYER | POS. | COLLEGE | SEL. # |
|---|---|------|--------------------|--------|
| 1 | Tyler Eifert | TE | Notre Dame | 21 |
| 2a | Giovani Bernard | HB | North Carolina | *37 |
| (acquired from Oakland in trade on 10-18-11) | | | | |
| 2b | Margus Hunt | DE | Southern Methodist | 53 |
| 3 | Shawn Williams | S | Georgia | 84 |
| 4 | Sean Porter | LB | Texas A&M | 118 |
| 5 | Tanner Hawkinson | G | Kansas | 156 |
| 6a | Rex Burkhead | HB | Nebraska | 190 |
| 6b | Cobi Hamilton | WR | Arkansas | 197 |
| (acquired from New England in trade on 7-29-11) | | | | |
| 7 | (sent to San Francisco in trade on 8-23-11) | | | 227 |
| 7a | Reid Fragel | OT | Ohio State | *240 |
| 7b | T.J. Johnson | C | South Carolina | *251 |

*NOTE: The Bengals received two compensatory picks (Nos. 240 and 251).

2014 NFL DRAFT **MAY 8-10**

| RD. | PLAYER | POS. | COLLEGE | SEL. # |
|--|---|------|------------------------|--------|
| 1 | Darqueze Dennard | CB | Michigan State | 24 |
| 2 | Jeremy Hill | HB | Louisiana State | 55 |
| 3 | Will Clarke | DE | West Virginia | 88 |
| 4 | Russell Bodine | C | North Carolina | 111 |
| | (acquired from Seattle in trade on 5-10-14) | | | |
| 4 | (sent to Seattle in trade on 5-10-14) | | | 123 |
| 5 | AJ McCarron | QB | Alabama | 164 |
| 6 | (sent to Seattle in trade on 5-10-14) | | | 199 |
| 6 | Marquis Flowers | LB | Arizona | *212 |
| 7a | James Wright | WR | Louisiana State | 239 |
| 7b | Lavelle Westbrook | CB | Georgia Southern | *252 |
| *NOTE: The Bengals received two compensatory picks (Nos. 212 and 252). | | | | |

*NOTE: The Bengals received two compensatory picks (Nos. 212 and 252).

2015 NFL DRAFT **APRIL 30-MAY 2**

| RD. | PLAYER | POS. | COLLEGE | SEL. # |
|-----|-----------------|------|---------------------|--------|
| 1 | Cedric Ogbuehi | OT | Texas A&M | 21 |
| 2 | Jake Fisher | OT | Oregon | 53 |
| 3a | Tyler Kroft | TE | Rutgers | 85 |
| 3b | P.J. Dawson | LB | Texas Christian | *99 |
| 4a | Josh Shaw | CB | Southern California | 120 |
| 4b | Marcus Hardison | DT | Arizona State | *135 |
| 5 | C.J. Uzomah | TE | Auburn | 157 |
| 6 | Derron Smith | S | Fresno State | 197 |
| 7 | Mario Alford | WR | West Virginia | 238 |

*NOTE: The Bengals received two compensatory picks (Nos. 99 and 135).

2016 NFL DRAFT **APRIL 28-30**

| RD. | PLAYER | POS. | COLLEGE | SEL. # |
|-----|---------------------|------|---------------|--------|
| 1 | William Jackson | CB | Houston | 24 |
| 2 | Tyler Boyd | WR | Pittsburgh | 55 |
| 3 | Nick Vigil | LB | Utah State | 87 |
| 4 | Andrew Billings | DT | Baylor | 122 |
| 5 | Christian Westerman | G | Arizona State | 161 |
| 6 | Cody Core | WR | Mississippi | 199 |
| 7 | Clayton Fejedelem | S | Illinois | 245 |

2017 NFL DRAFT **APRIL 27-29**

| RD. | PLAYER | POS. | COLLEGE | SEL. # |
|---|---|------|--------------|--------|
| 1 | John Ross | WR | Washington | 9 |
| 2 | (sent to Minnesota in trade on 4-28-17) | | | 41 |
| 2 | Joe Mixon | RB | Oklahoma | 48 |
| (acquired from Minnesota in trade on 4-28-17) | | | | |
| 3 | Jordan Willis | DE | Kansas State | 73 |
| 4a | Carl Lawson | LB | Auburn | 116 |
| 4b | Josh Malone | WR | Tennessee | 128 |
| (acquired from Minnesota in trade on 4-28-17) | | | | |
| 4c | Ryan Glasgow | DT | Michigan | *138 |
| 5a | Jake Elliott | K | Memphis | 153 |
| 5b | J.J. Dielman | C | Utah | *176 |
| 6a | Jordan Evans | LB | Oklahoma | 193 |
| 6b | Brandon Wilson | S | Houston | 207 |
| (acquired from Tennessee in trade on 4-29-17) | | | | |
| 6 | (sent to Tennessee in trade on 4-29-17) | | | *217 |
| 7 | (sent to Tennessee in trade on 4-29-17) | | | 227 |
| 7 | Mason Schreck | TE | Buffalo | *251 |

*NOTE: The Bengals received four compensatory picks (Nos. 138, 176, 217 and 251).

RECORD: 3-11-0

| DATE | W-L | SCORE | OPPONENT | ATTENDANCE |
|----------|-----|-------|----------------|------------|
| 9-6-68 | L | 13-29 | at San Diego | 33,687 |
| 9-15-68 | W | 24-10 | DENVER | 25,049 |
| 9-22-68 | W | 34-23 | BUFFALO | 24,045 |
| 9-29-68 | L | 10-31 | SAN DIEGO | 28,642 |
| 10-6-68 | L | 7-10 | at Denver | 41,257 |
| 10-13-68 | L | 3-13 | at Kansas City | 47,096 |
| 10-20-68 | L | 22-24 | MIAMI | 25,942 |
| 10-27-68 | L | 10-31 | at Oakland | 37,083 |
| 11-3-68 | L | 17-27 | HOUSTON | 24,012 |
| 11-10-68 | L | 9-16 | KANSAS CITY | 25,537 |
| 11-17-68 | W | 38-21 | at Miami | 31,747 |
| 11-24-68 | L | 0-34 | OAKLAND | 27,116 |
| 12-1-68 | L | 14-33 | at Boston | 17,796 |
| 12-8-68 | L | 14-27 | at N.Y. Jets | 61,111 |
| 12-15-68 | | | — BYE — | |

| TEAM STATISTICS | BENGALS | OPPONENTS |
|--------------------------|---------|-----------|
| TOTAL FIRST DOWNS | 171 | 275 |
| Rushing | 85 | 116 |
| Passing | 73 | 140 |
| Penalty | 13 | 19 |
| 3rd Down: Made-Att. | — | — |
| 3rd Down Pct. | — | — |
| 4th Down: Made-Att. | — | — |
| 4th Down Pct. | — | — |
| POSSESSION AVG. | ("NA) | ("NA) |
| TOTAL NET YARDS | 3426 | 4717 |
| Avg. Per Game | 244.7 | 336.9 |
| Total Plays | 772 | 916 |
| Avg. Per Play | 4.4 | 5.1 |
| NET YARDS RUSHING | 1807 | 2097 |
| Avg. Per Game | 129.1 | 149.8 |
| Total Rushes | 421 | 473 |
| NET YARDS PASSING | 1619 | 2620 |
| Avg. Per Game | 115.6 | 187.1 |
| Sacked-Yards Lost | 38-277 | 32-283 |
| Gross Yards | 1896 | 2903 |
| Att.-Completions | 313-167 | 411-212 |
| Completion Pct. | 53.4 | 51.6 |
| Had Intercepted | 11 | 10 |
| PUNTS-AVG. | 84-40.9 | 63-44.2 |
| Net Punting Avg. | — | — |
| PENALTIES-YARDS | 55-586 | 62-632 |
| FUMBLES-BALLS LOST | 27-10 | 19-9 |
| TOUCHDOWNS | 25 | 39 |
| Rushing | 14 | 13 |
| Passing | 8 | 25 |
| Returns | 3 | — |

| SCORE BY PERIODS | 1 | 2 | 3 | 4 | OT | PTS |
|------------------|----|----|----|-----|--------|-----|
| BENGALS..... | 20 | 49 | 70 | 76 | (**NA) | 215 |
| OPPONENTS..... | 70 | 78 | 73 | 108 | (**NA) | 329 |

| SCORING | TD | TD-R | TD-P | TD-RT | K-PAT | FG | S | PTS |
|----------------------|----|------|------|-------|-------|-------|---|-----|
| Dale Livingston..... | 0 | 0 | 0 | 0 | 20-20 | 13-26 | 0 | 59 |
| Paul Robinson..... | 9 | 8 | 1 | 0 | — | — | 0 | 54 |
| Essex Johnson..... | 3 | 3 | 0 | 0 | — | — | 0 | 18 |
| Warren McVea..... | 3 | 1 | 2 | 0 | — | — | 0 | 18 |
| Bob Trumphy..... | 3 | 0 | 3 | 0 | — | — | 0 | 18 |
| Rod Sherman..... | 1 | 0 | 1 | 0 | 4-4 | 0-1 | 0 | 10 |
| Estes Banks..... | 1 | 0 | 1 | 0 | — | — | 0 | 6 |
| Al Beauchamp..... | 1 | 0 | 0 | 1 | — | — | 0 | 6 |
| Jim Griffin..... | 1 | 0 | 0 | 1 | — | — | 0 | 6 |
| Bobby Hunt..... | 1 | 1 | 0 | 0 | — | — | 0 | 6 |
| Charlie King..... | 1 | 0 | 0 | 1 | — | — | 0 | 6 |
| Tom Smiley..... | 1 | 1 | 0 | 0 | — | — | 0 | 6 |
| Harry Gunner..... | 0 | 0 | 0 | 0 | — | — | 1 | 2 |
| BENGALS..... | 25 | 14 | 8 | 3 | 24-24 | 13-27 | 1 | 215 |
| OPPONENTS..... | 39 | 13 | 25 | 1 | 37-39 | 18-35 | 2 | 329 |

| RUSHING | ATT | YDS | AVG | LG | TD |
|----------------------|-----|------|------|-----|----|
| Paul Robinson..... | 238 | 1023 | 4.3 | 871 | 8 |
| Essex Johnson..... | 26 | 178 | 6.8 | 411 | 3 |
| Tom Smiley..... | 63 | 146 | 2.3 | 11 | 1 |
| Warren McVea..... | 9 | 133 | 14.8 | 801 | 1 |
| Estes Banks..... | 34 | 131 | 3.9 | 20 | 0 |
| Sam Wyche..... | 12 | 74 | 6.2 | 21 | 0 |
| Ron Lamb..... | 17 | 44 | 2.6 | 17 | 0 |
| Saint Saffold..... | 1 | 21 | 21.0 | 21 | 0 |
| Dewey Warren..... | 4 | 17 | 4.3 | 12 | 0 |
| Dale Livingston..... | 1 | 11 | 11.0 | 11 | 0 |
| Rex Keeling..... | 1 | 10 | 10.0 | 10 | 0 |
| Jess Phillips..... | 1 | 7 | 7.0 | 7 | 0 |
| Bobby Hunt..... | 1 | 5 | 5.0 | 5t | 1 |
| Ted Washington..... | 1 | 4 | 4.0 | 4 | 0 |
| Rod Sherman..... | 1 | 3 | 3.0 | 3 | 0 |
| John Stofa..... | 10 | 1 | 0.1 | 13 | 0 |
| Bob Trumpy..... | 1 | -1 | -1.0 | -1 | 0 |
| BENGALS..... | 421 | 1807 | 4.3 | 871 | 14 |
| OPPONENTS..... | 473 | 2097 | 4.4 | 37 | 13 |

| RECEIVING | REC | YDS | AVG | LG | TD |
|--------------------|-----|------|------|-----|----|
| Bob Trumphy..... | 37 | 639 | 17.3 | 80t | 3 |
| Rod Sherman..... | 31 | 374 | 12.1 | 27t | 1 |
| Paul Robinson..... | 24 | 128 | 5.3 | 68t | 1 |
| Warren McVea..... | 21 | 264 | 12.6 | 55t | 2 |
| Tom Smiley..... | 19 | 86 | 4.5 | 17 | 0 |
| Saint Saffold..... | 16 | 172 | 10.8 | 25 | 0 |
| Ken Herock..... | 6 | 75 | 12.5 | 22 | 0 |
| Ron Lamb..... | 4 | 77 | 19.3 | 60 | 0 |
| Estes Banks..... | 4 | 15 | 3.8 | 13 | 1 |
| Andre White..... | 2 | 18 | 9.0 | 11 | 0 |
| Essex Johnson..... | 1 | 33 | 33.0 | 33 | 0 |
| Bill Peterson..... | 1 | 10 | 10.0 | 10 | 0 |
| Sam Wyche..... | 1 | 5 | 5.0 | 5 | 0 |
| BENGALS..... | 167 | 1896 | 11.4 | 80t | 8 |
| OPPONENTS..... | 212 | 2903 | 13.7 | 58 | 25 |

| INTERCEPTIONS | NO | YDS | AVG | LG | TD |
|------------------------|----|-----|------|----|----|
| Jess Phillips..... | 3 | 26 | 8.7 | 23 | 0 |
| Al Beauchamp..... | 2 | 35 | 17.5 | 18 | 1 |
| Charlie King..... | 1 | 32 | 32.0 | 32 | 1 |
| Harry Gunner..... | 1 | 20 | 20.0 | 20 | 0 |
| Fletcher Smith..... | 1 | 16 | 16.0 | 16 | 0 |
| Bobby Hunt..... | 1 | 15 | 15.0 | 15 | 0 |
| Sherrell Headrick..... | 1 | 0 | 0.0 | 0 | 0 |
| BENGALS..... | 10 | 144 | 14.4 | 32 | 2 |
| OPPONENTS..... | 11 | 79 | 7.2 | 21 | 0 |

| PUNTING | NO | YDS | AVG | NET | TB | IN-20 | LG | BLK. |
|----------------------|----|------|------|-----|----|-------|----|------|
| Dale Livingston..... | 70 | 3036 | 43.4 | — | 2 | — | 66 | 0 |
| Fletcher Smith..... | 8 | 230 | 28.8 | — | 0 | — | 45 | 0 |
| Rex Keeling..... | 6 | 170 | 28.3 | — | 0 | — | 35 | 0 |
| BENGALS..... | 84 | 3436 | 40.9 | — | 2 | — | 66 | 0 |
| OPPONENTS..... | 63 | 2782 | 44.2 | — | — | — | — | — |

| PUNT RETURNS | NO | FC | YDS | AVG | LG | TD |
|--------------------|----|----|-----|------|----|----|
| Essex Johnson..... | 22 | 2 | 111 | 5.0 | 45 | 0 |
| Jess Phillips..... | 2 | 1 | 16 | 8.0 | 11 | 0 |
| Phil Spiller..... | 2 | 4 | 51 | 25.5 | 40 | 0 |
| Monk Williams..... | 2 | 0 | 14 | 7.0 | 13 | 0 |
| Charlie King..... | 1 | 0 | 3 | 3.0 | 3 | 0 |
| Paul Robinson..... | 1 | 0 | 1 | 1.0 | 1 | 0 |
| BENGALS..... | 30 | 7 | 196 | 6.5 | 45 | 0 |
| OPPONENTS..... | 41 | — | 252 | 6.1 | — | 0 |

| KICKOFF RETURNS | NO | YDS | AVG | LG | TD |
|---------------------|----|------|------|------|----|
| Warren McVea..... | 14 | 310 | 22.1 | 30 | 0 |
| Essex Johnson..... | 14 | 266 | 19.0 | 31 | 0 |
| Estes Banks..... | 6 | 106 | 17.7 | 24 | 0 |
| Monk Williams..... | 5 | 112 | 22.4 | 33 | 0 |
| Phil Spiller..... | 5 | 91 | 18.2 | 28 | 0 |
| Bill Peterson..... | 3 | 80 | 26.7 | 30 | 0 |
| Paul Robinson..... | 3 | 58 | 19.3 | 22 | 0 |
| Jess Phillips..... | 1 | 23 | 23.0 | 23 | 0 |
| Wayne McClure..... | 1 | 11 | 11.0 | 11 | 0 |
| Dennis Randall..... | 1 | 11 | 11.0 | 11 | 0 |
| Saint Saffold..... | 1 | 0 | 0.0 | 0 | 0 |
| BENGALS..... | 54 | 1068 | 19.8 | 33 | 0 |
| OPPONENTS..... | 40 | 977 | 24.4 | 100† | 0 |

| FIELD GOALS | 1-19 | 20-29 | 30-39 | 40-49 | 50+ |
|----------------------|------|-------|-------|-------|-----|
| Dale Livingston..... | 4-6 | 5-7 | 3-6 | 1-6 | 0-1 |
| Rod Sherman | 0-0 | 0-0 | 0-1 | 0-0 | 0-0 |
| BENGALS | 4-6 | 5-7 | 3-7 | 1-6 | 0-1 |

Dale Livingston: (35G, 22G), (49G, 43N), (30B, 32N, 11G, 39G),
 (41N, 21G, 37N), (44N, 52N), (15G), (19N), (49N, 37G), (28G, 42N,
 16N), (29G, 23G, 16G, 28B, 27N), (12G), (—), (—), (—).

Rod Sherman: (—), (—), (—), (—), (—), (—), (—), (—), (—), (—),
 (—) (—), (—), (32N).

| PASSING | ATT | CMP | YDS | CMP% | YDS/ATT | TD | TD% | INT | INT% | LG | SKD-YDS | RAT |
|-------------------|-----|-----|------|------|---------|----|-----|-----|------|-----|---------|------|
| John Stofa..... | 177 | 85 | 896 | 48.0 | 5.06 | 5 | 2.8 | 5 | 2.8 | 60 | 17-140 | 60.8 |
| Dewey Warren..... | 80 | 47 | 596 | 58.8 | 6.33 | 1 | 1.3 | 4 | 5.0 | 451 | 10-69 | 60.7 |
| Sam Wyche..... | 55 | 35 | 494 | 63.6 | 8.98 | 2 | 3.6 | 2 | 3.6 | 801 | 11-68 | 89.6 |
| Rex Keeling..... | 1 | 0 | 0 | | 0.00 | 0 | 0.0 | 0 | 0.0 | — | 0-0 | 39.5 |
| BENGALS..... | 313 | 167 | 1896 | 53.4 | 6.06 | 8 | 2.6 | 11 | 3.5 | 801 | 38-277 | 65.7 |
| OPPONENTS..... | 411 | 212 | 2903 | 51.6 | 7.06 | 25 | 6.1 | 10 | 2.4 | 58 | 32-283 | 84.4 |

| OFFENSE | | DEFENSE | |
|---------|-----------------|---------|------------------|
| SE | Warren McVea, | LDE | Jim Griffin |
| | Saint Saffold | LDT | Andy Rice |
| LOT | Ernie Wright | RDT | Bill Staley |
| LG | Dave Middendorf | RDE | Harry Gunner |
| C | Bob Johnson | LLB | Al Beauchamp |
| RG | Pat Matson | MLB | Sherill Headrick |
| ROT | Howard Fest | RLB | Frank Buncom |
| TE | Bob Trumpy | LHB | Fletcher Smith |
| FL | Rod Sherman | RHB | Charlie King |
| QB | John Stofa | LS | Jess Phillips |
| RB | Paul Robinson | RS | Bobby Hunt |
| RB | Tom Smiley | | |

| DEFENSE | ST | AT | TT | SKS-YDS | INT-YDS | PD | FF | FR-YDS |
|---------------|----|----|----|---------|---------|----|----|--------|
| (NA***):..... | — | — | — | — | — | — | — | — |

*** NOTE: Regular-season defensive statistics were not kept regularly until 1976.

1969 STATISTICS

RECORD: 4-9-1

HEAD COACH: PAUL BROWN

| DATE | W-L | SCORE | OPPONENT | ATTENDANCE |
|----------|-----|-------|----------------|------------|
| 9-14-69 | W | 27-21 | MIAMI | 25,335 |
| 9-21-69 | W | 34-20 | SAN DIEGO | 26,243 |
| 9-28-69 | W | 24-19 | KANSAS CITY | 27,812 |
| 10-4-69 | L | 14-21 | at San Diego | 52,748 |
| 10-12-69 | L | 7-21 | N.Y. JETS | 27,927 |
| 10-19-69 | L | 23-30 | DENVER | 27,920 |
| 10-26-69 | L | 22-42 | at Kansas City | 50,934 |
| 11-2-69 | W | 31-17 | OAKLAND | 27,927 |
| 11-9-69 | T | 31-31 | at Houston | 45,298 |
| 11-16-69 | L | 14-25 | BOSTON | 25,913 |
| 11-23-69 | L | 7-40 | at N.Y. Jets | 62,128 |
| 11-30-69 | L | 13-16 | at Buffalo | 35,122 |
| 12-7-69 | L | 17-37 | at Oakland | 54,427 |
| 12-14-69 | L | 16-27 | at Denver | 42,198 |

| TEAM STATISTICS | BENGALS | OPPONENTS |
|-------------------------|---------|-----------|
| TOTAL FIRST DOWNS..... | 172 | 278 |
| Rushing..... | 66 | 135 |
| Passing..... | 95 | 130 |
| Penalty..... | 11 | 13 |
| 3rd Down: Made-Att..... | — | — |
| 3rd Down Pct..... | — | — |
| 4th Down: Made-Att..... | — | — |
| 4th Down Pct..... | — | — |
| POSSESSION AVG..... | (NA) | (NA) |
| TOTAL NET YARDS..... | 3868 | 5337 |
| Avg. Per Game..... | 276.3 | 381.2 |
| Total Plays..... | 728 | 935 |
| Avg. Per Play..... | 5.3 | 5.7 |
| NET YARDS RUSHING..... | 1523 | 2651 |
| Avg. Per Game..... | 108.8 | 189.4 |
| Total Rushes..... | 363 | 523 |
| NET YARDS PASSING..... | 2345 | 2686 |
| Avg. Per Game..... | 167.5 | 191.9 |
| Sacked-Yards Lost..... | 57-375 | 16-180 |
| Gross Yards..... | 2720 | 2866 |
| Att.-Completions..... | 308-163 | 396-205 |
| Completion Pct..... | 52.9 | 51.8 |
| Had Intercepted..... | 15 | 21 |
| PUNTS-AVG..... | 85-38.8 | 55-41.4 |
| Net Punting Avg..... | — | — |
| PENALTIES-YARDS..... | 50-556 | 72-824 |
| FUMBLES-BALLS LOST..... | 30-25 | 19-16 |
| TOUCHDOWNS..... | 33 | 42 |
| Rushing..... | 10 | 13 |
| Passing..... | 22 | 24 |
| Returns..... | 1 | 5 |

| SCORE BY PERIODS | 1 | 2 | 3 | 4 | OT | PTS |
|------------------|----|-----|----|----|------|-----|
| BENGALS..... | 48 | 92 | 72 | 68 | (NA) | 280 |
| OPPONENTS..... | 78 | 130 | 68 | 91 | (NA) | 367 |

| SCORING | TD | TD-R | TD-P | TD-RT | K-PAT | FG | S | PTS |
|---------------------|----|------|------|-------|-------|-------|---|-----|
| Horst Muhlmann..... | 0 | 0 | 0 | 0 | 32-33 | 16-24 | 0 | 80 |
| Bob Trumpy..... | 9 | 0 | 9 | 0 | — | — | 0 | 54 |
| Eric Crabtree..... | 7 | 0 | 7 | 0 | — | — | 0 | 42 |
| Paul Robinson..... | 4 | 4 | 0 | 0 | — | — | 0 | 24 |
| Speedy Thomas..... | 4 | 1 | 3 | 0 | — | — | 0 | 24 |
| Jess Phillips..... | 3 | 3 | 0 | 0 | — | — | 0 | 18 |
| Chip Myers..... | 2 | 0 | 2 | 0 | — | — | 0 | 12 |
| Greg Cook..... | 1 | 1 | 0 | 0 | — | — | 0 | 6 |
| Bruce Coslet..... | 1 | 0 | 1 | 0 | — | — | 0 | 6 |
| Harry Gunner..... | 1 | 0 | 0 | 1 | — | — | 0 | 6 |
| Sam Wyche..... | 1 | 1 | 0 | 0 | — | — | 0 | 6 |
| (team)..... | — | — | — | — | — | — | 1 | 2 |
| BENGALS..... | 33 | 10 | 22 | 1 | 32-33 | 16-24 | 1 | 280 |
| OPPONENTS..... | 42 | 13 | 24 | 5 | 41-42 | 24-46 | 1 | 367 |

Two-point conversions: None. BENGALS 0-0, OPPONENTS 0-0.

| RUSHING | ATT | YDS | AVG | LG | TD |
|----------------------|-----|------|------|-----|----|
| Jess Phillips..... | 118 | 578 | 4.9 | 83 | 3 |
| Paul Robinson..... | 160 | 489 | 3.1 | 24 | 4 |
| Greg Cook..... | 25 | 148 | 5.9 | 30 | 1 |
| Sam Wyche..... | 12 | 107 | 8.9 | 22 | 1 |
| Clem Turner..... | 23 | 105 | 4.6 | 34 | 0 |
| Essex Johnson..... | 15 | 54 | 3.6 | 13 | 0 |
| Dale Livingston..... | 1 | 18 | 18.0 | 18 | 0 |
| Speedy Thomas..... | 4 | 16 | 4.0 | 16t | 1 |
| Ron Lamb..... | 5 | 8 | 1.6 | 7 | 0 |
| BENGALS..... | 363 | 1523 | 4.2 | 83 | 10 |
| OPPONENTS..... | 523 | 2651 | 5.1 | 80t | 13 |

| RECEIVING | REC | YDS | AVG | LG | TD |
|--------------------|-----|------|------|-----|----|
| Eric Crabtree..... | 40 | 855 | 21.4 | 73t | 7 |
| Bob Trumpy..... | 37 | 835 | 22.6 | 80t | 9 |
| Speedy Thomas..... | 33 | 481 | 14.6 | 62 | 3 |
| Paul Robinson..... | 20 | 104 | 5.2 | 25 | 0 |
| Jess Phillips..... | 13 | 128 | 9.8 | 31 | 0 |
| Chip Myers..... | 10 | 205 | 20.5 | 50 | 2 |
| Clem Turner..... | 5 | 14 | 2.8 | 8 | 0 |
| Ken Riley..... | 2 | 15 | 7.5 | 17 | 0 |
| Tommie Smith..... | 1 | 41 | 41.0 | 41 | 0 |
| Bruce Coslet..... | 1 | 39 | 39.0 | 39t | 1 |
| Essex Johnson..... | 1 | 3 | 3.0 | 3 | 0 |
| BENGALS..... | 163 | 2720 | 16.7 | 80t | 22 |
| OPPONENTS..... | 205 | 2866 | 14.0 | 71 | 24 |

| INTERCEPTIONS | NO | YDS | AVG | LG | TD |
|---------------------|----|-----|------|-----|----|
| Fletcher Smith..... | 4 | 67 | 16.8 | 29 | 0 |
| Bobby Hunt..... | 4 | 66 | 16.5 | 27 | 0 |
| Ken Riley..... | 4 | 66 | 16.5 | 66 | 0 |
| Bill Peterson..... | 4 | 23 | 5.8 | 17 | 0 |
| Bill Bergey..... | 2 | 62 | 31.0 | 58 | 0 |
| Harry Gunner..... | 1 | 70 | 70.0 | 70t | 1 |
| Al Beauchamp..... | 1 | 8 | 8.0 | 8 | 0 |
| John Guillory..... | 1 | 0 | 0.0 | 0 | 0 |
| BENGALS..... | 21 | 362 | 17.2 | 70t | 1 |
| OPPONENTS..... | 15 | 239 | 16.0 | 53 | 0 |

| PUNTING | NO | YDS | AVG | NET | TB | IN-20 | LG | BLK. |
|----------------------|----|------|------|-----|----|-------|----|------|
| Dale Livingston..... | 70 | 2769 | 39.6 | — | 5 | — | 55 | 1 |
| Terry Swanson..... | 12 | 459 | 38.3 | — | 1 | — | 55 | 0 |
| Horst Muhlmann..... | 2 | 38 | 19.0 | — | 0 | — | 38 | 1 |
| Ron Lamb..... | 1 | 29 | 29.0 | — | 0 | — | 29 | 0 |
| BENGALS..... | 85 | 3295 | 38.8 | — | 6 | — | 55 | 2 |
| OPPONENTS..... | 55 | 2275 | 41.4 | — | — | — | 57 | — |

| PUNT RETURNS | NO | FC | YDS | AVG | LG | TD |
|--------------------|----|----|-----|-----|----|----|
| Essex Johnson..... | 17 | 6 | 85 | 5.0 | 17 | 0 |
| Speedy Thomas..... | 4 | 3 | 15 | 3.8 | 12 | 0 |
| Al Coleman..... | 1 | 0 | 0 | 0.0 | 0 | 0 |
| John Guillory..... | 1 | 0 | 0 | 0.0 | 0 | 0 |
| Charlie King..... | 0 | 0 | 35 | — | 35 | 0 |
| Jack Gehrke..... | 0 | 1 | 0 | — | 0 | 0 |
| BENGALS..... | 23 | 10 | 135 | 5.9 | 35 | 0 |
| OPPONENTS..... | 39 | — | 297 | 7.6 | — | 0 |

| KICKOFF RETURNS | NO | YDS | AVG | LG | TD |
|--------------------|----|------|------|------|----|
| Essex Johnson..... | 16 | 362 | 22.6 | 51 | 0 |
| Ken Riley..... | 14 | 334 | 23.9 | 40 | 0 |
| John Guillory..... | 8 | 170 | 21.3 | 28 | 0 |
| Paul Robinson..... | 5 | 168 | 33.6 | 74 | 0 |
| Ron Lamb..... | 5 | 64 | 12.8 | 19 | 0 |
| Jess Phillips..... | 3 | 52 | 17.3 | 29 | 0 |
| Clem Turner..... | 3 | 15 | 5.0 | 13 | 0 |
| Harry Gunner..... | 1 | 0 | 0.0 | 0 | 0 |
| BENGALS..... | 55 | 1165 | 21.2 | 74 | 0 |
| OPPONENTS..... | 39 | 1065 | 27.3 | 105t | 1 |

| FIELD GOALS | 1-19 | 20-29 | 30-39 | 40-49 | 50+ |
|---------------------|------|-------|-------|-------|-----|
| Horst Muhlmann..... | 6-6 | 5-5 | 3-4 | 1-3 | 1-6 |
| BENGALS..... | 6-6 | 5-5 | 3-4 | 1-3 | 1-6 |

Horst Muhlmann: (21G, 21G), (17G, 59B, 50N, 23G), (38G), (50B), (51N, 47N), (10G), (35G, 27G), (16G, 37N), (18G), (55N), (—), (16G, 45N, 26G), (50G), (30G, 14G, 43G).

| PASSING | ATT | CMP | YDS | CMP% | YDS/ATT | TD | TD% | INT | INT% | LG | SKD-YDS | RAT |
|----------------------|-----|-----|------|-------|---------|----|-----|-----|------|-----|---------|-------|
| Greg Cook..... | 197 | 106 | 1854 | 53.8 | 9.41 | 15 | 7.6 | 11 | 5.6 | 78t | 29-195 | 88.3 |
| Sam Wyche..... | 108 | 54 | 838 | 50.0 | 7.76 | 7 | 6.5 | 4 | 3.7 | 80t | 28-180 | 82.3 |
| Dale Livingston..... | 2 | 2 | 15 | 100.0 | 7.50 | 0 | 0.0 | 0 | 0.0 | 17 | 0-0 | 97.9 |
| Jack Gehrke..... | 1 | 1 | 13 | 100.0 | 13.00 | 0 | 0.0 | 0 | 0.0 | 13 | 0-0 | 118.8 |
| BENGALS..... | 308 | 163 | 2720 | 52.9 | 8.83 | 22 | 7.1 | 15 | 4.9 | 80t | 57-375 | 86.5 |
| OPPONENTS..... | 396 | 205 | 2866 | 51.8 | 7.24 | 24 | 6.1 | 21 | 5.3 | 71 | 16-180 | 73.5 |

USUAL STARTERS

| OFFENSE | DEFENSE |
|------------------|---------------------|
| WR Eric Crabtree | LDE Royce Berry |
| LOT Ernie Wright | LDT Andy Rice |
| LG Ernie Park | RDT Bill Staley |
| C Bob Johnson | RDE Steve Chomyszak |
| RG Pat Matson, | LLB Al Beauchamp |
| Guy Dennis | MLB Bill Bergey |
| ROT Howard Fest | RLB Bill Peterson |
| TE Bob Trumpy | LCB Fletcher Smith |
| WR Speedy Thomas | RCB Ken Riley |
| QB Greg Cook | LS Al Coleman |
| RB Paul Robinson | RS Bobby Hunt |
| RB Jess Phillips | |

| DEFENSE | ST | AT | TT | SKS-YDS | INT-YDS | PD | FF | FR-YDS |
|---------|----|----|----|---------|---------|----|----|--------|
| (NA)**) | — | — | — | — | — | — | — | — |

* NOTE: Time of possession was not recorded until 1977.

** NOTE: Overtime was not employed for regular-season games in the AFL.

*** NOTE: Regular-season defensive statistics were not kept regularly until 1976.

1970 STATISTICS

RECORD: 8-6-0

HEAD COACH: PAUL BROWN
(BENGALS WON AFC CENTRAL DIVISION; SEE POSTSEASON
PORTION OF TEAM HISTORY SECTION FOR POSTSEASON STATS)

| DATE | W-L | SCORE | OPPONENT | ATTENDANCE |
|----------|-----|-------|---------------|------------|
| 9-20-70 | W | 31-21 | OAKLAND | 56,616 |
| 9-27-70 | L | 3-38 | at Detroit | 58,202 |
| 10-4-70 | L | 13-20 | HOUSTON | 55,094 |
| 10-11-70 | L | 27-30 | at Cleveland | 83,520 |
| 10-18-70 | L | 19-27 | KANSAS CITY | 57,265 |
| 10-25-70 | L | 0-20 | at Washington | 50,415 |
| 11-2-70 | L | 10-21 | at Pittsburgh | 38,968 |
| 11-8-70 | W | 43-14 | at Buffalo | 43,587 |
| 11-15-70 | W | 14-10 | CLEVELAND | 60,007 |
| 11-22-70 | W | 34-7 | PITTSBURGH | 59,276 |
| 11-29-70 | W | 26-6 | NEW ORLEANS | 59,342 |
| 12-6-70 | W | 17-14 | at San Diego | 41,461 |
| 12-13-70 | W | 30-20 | at Houston | 34,435 |
| 12-20-70 | W | 45-7 | BOSTON | 60,157 |

| TEAM STATISTICS | BENGALS | OPPONENTS |
|---------------------|---------|-----------|
| TOTAL FIRST DOWNS | 210 | 236 |
| Rushing | 100 | 87 |
| Passing | 97 | 131 |
| Penalty | 13 | 18 |
| 3rd Down: Made-Att. | — | — |
| 3rd Down Pct. | — | — |
| 4th Down: Made-Att. | — | — |
| 4th Down Pct. | — | — |
| POSSESSION AVG. | (*NA) | (*NA) |
| TOTAL NET YARDS | 3927 | 4178 |
| Avg. Per Game | 280.5 | 298.4 |
| Total Plays | 831 | 874 |
| Avg. Per Play | 4.7 | 4.8 |
| NET YARDS RUSHING | 2057 | 1543 |
| Avg. Per Game | 146.9 | 110.2 |
| Total Rushes | 461 | 418 |
| NET YARDS PASSING | 1870 | 2635 |
| Avg. Per Game | 133.6 | 188.2 |
| Sacked-Yards Lost | 31-227 | 28-250 |
| Gross Yards | 2097 | 2885 |
| Att.-Completions | 339-172 | 428-209 |
| Completion Pct. | 50.7 | 48.8 |
| Had Intercepted | 11 | 23 |
| PUNTS-AVG. | 79-46.2 | 80-43.8 |
| Net Punting Avg. | — | — |
| PENALTIES-YARDS | 71-831 | 81-784 |
| FUMBLES-BALLS LOST | 22-12 | 28-16 |
| TOUCHDOWNS | 34 | 31 |
| Rushing | 11 | 11 |
| Passing | 12 | 18 |
| Returns | 6 | 2 |

| SCORE BY PERIODS | 1 | 2 | 3 | 4 | OT | PTS |
|------------------|----|-----|----|----|-------|-----|
| BENGALS | 56 | 111 | 85 | 60 | (*NA) | 312 |
| OPPONENTS | 49 | 82 | 52 | 72 | (*NA) | 255 |

| SCORING | TD | TD-R | TD-P | TD-R | PAT | FG | S | PTS |
|----------------|----|------|------|------|-------|-------|---|-----|
| Horst Muhlmann | 0 | 0 | 0 | 0 | 33-33 | 25-37 | 0 | 108 |
| Paul Robinson | 7 | 6 | 1 | 0 | — | — | 0 | 42 |
| Jess Phillips | 5 | 4 | 1 | 0 | — | — | 0 | 30 |
| Essex Johnson | 4 | 2 | 2 | 0 | — | — | 0 | 24 |
| Lemar Parrish | 3 | 0 | 0 | 3 | — | — | 0 | 18 |
| Royce Berry | 2 | 0 | 0 | 2 | — | — | 0 | 12 |
| Virgil Carter | 2 | 2 | 0 | 0 | — | — | 0 | 12 |
| Eric Crabtree | 2 | 0 | 2 | 0 | — | — | 0 | 12 |
| Speedy Thomas | 2 | 0 | 2 | 0 | — | — | 0 | 12 |
| Bob Trumpy | 2 | 0 | 2 | 0 | — | — | 0 | 12 |
| Sam Wyche | 2 | 2 | 0 | 0 | — | — | 0 | 12 |
| Al Beauchamp | 1 | 0 | 0 | 1 | — | — | 0 | 6 |
| Bruce Coslet | 1 | 0 | 1 | 0 | — | — | 0 | 6 |
| Chip Myers | 1 | 0 | 1 | 0 | — | — | 0 | 6 |
| BENGALS | 34 | 16 | 12 | 6 | 33-34 | 25-37 | 0 | 312 |
| OPPONENTS | 31 | 11 | 18 | 2 | 31-31 | 12-24 | 1 | 255 |

Two-point conversions: (NA**).

| PASSING | ATT | CMP | YDS | CMP% | YDS/ATT | TD | TD% | INT | INT% | LG | SKD-YDS | RAT |
|---------------|-----|-----|------|------|---------|----|-----|-----|------|-----|---------|-------|
| Virgil Carter | 278 | 143 | 1647 | 51.4 | 5.92 | 9 | 3.2 | 9 | 3.2 | 56t | 21-154 | 66.9 |
| Sam Wyche | 57 | 26 | 411 | 45.6 | 7.21 | 3 | 5.3 | 2 | 3.5 | 51t | 10-73 | 73.1 |
| Dave Lewis | 4 | 3 | 39 | 75.0 | 9.75 | 0 | 0.0 | 0 | 0.0 | 18 | 0-0 | 105.2 |
| BENGALS | 339 | 172 | 2097 | 50.7 | 6.19 | 12 | 3.5 | 11 | 3.2 | 56t | 31-227 | 68.4 |
| OPPONENTS | 428 | 209 | 2885 | 48.8 | 6.74 | 18 | 4.2 | 23 | 5.4 | 87t | 28-250 | 62.5 |

| RUSHING | ATT | YDS | AVG | LG | TD |
|---------------|-----|------|-----|-----|----|
| Jess Phillips | 163 | 648 | 4.0 | 76t | 4 |
| Paul Robinson | 149 | 622 | 4.2 | 26t | 6 |
| Essex Johnson | 65 | 273 | 4.2 | 26 | 2 |
| Virgil Carter | 34 | 246 | 7.2 | 73 | 2 |
| Sam Wyche | 19 | 118 | 6.2 | 23 | 2 |
| Doug Dressler | 18 | 77 | 4.3 | 17 | 0 |
| Ron Lamb | 6 | 35 | 5.8 | 16 | 0 |
| Eric Crabtree | 3 | 23 | 7.7 | 16 | 0 |
| Dave Lewis | 2 | 8 | 4.0 | 7 | 0 |
| Speedy Thomas | 2 | 7 | 3.5 | 13 | 0 |
| BENGALS | 461 | 2057 | 4.5 | 76t | 16 |
| OPPONENTS | 418 | 1543 | 3.7 | 36 | 11 |

| RECEIVING | REC | YDS | AVG | LG | TD |
|---------------|-----|------|------|-----|----|
| Chip Myers | 32 | 542 | 16.9 | 56t | 1 |
| Jess Phillips | 31 | 124 | 4.0 | 17 | 1 |
| Bob Trumpy | 29 | 480 | 16.6 | 53t | 2 |
| Speedy Thomas | 21 | 257 | 12.2 | 27 | 2 |
| Eric Crabtree | 19 | 231 | 12.2 | 29 | 2 |
| Paul Robinson | 17 | 175 | 10.3 | 27 | 1 |
| Essex Johnson | 15 | 190 | 12.7 | 51t | 2 |
| Bruce Coslet | 8 | 98 | 12.3 | 24 | 1 |
| BENGALS | 172 | 2097 | 12.2 | 56t | 12 |
| OPPONENTS | 209 | 2885 | 13.8 | 87t | 18 |

| INTERCEPTIONS | NO | YDS | AVG | LG | TD |
|----------------|----|-----|------|----|----|
| Lemar Parrish | 5 | 28 | 5.6 | 19 | 0 |
| Ken Riley | 4 | 17 | 4.3 | 14 | 0 |
| Ken Dyer | 3 | 45 | 15.0 | 22 | 0 |
| Bill Bergey | 3 | 35 | 11.7 | 26 | 0 |
| Kenny Graham | 3 | 31 | 10.3 | 31 | 0 |
| Fletcher Smith | 3 | 17 | 5.7 | 17 | 0 |
| Ken Avery | 1 | 5 | 5.0 | 5 | 0 |
| Al Beauchamp | 1 | 2 | 2.0 | 2 | 0 |
| BENGALS | 23 | 180 | 7.8 | 31 | 0 |
| OPPONENTS | 11 | 150 | 13.6 | 37 | 0 |

| PUNTING | NO | YDS | AVG | NET | TB | IN-20 | LG | BLK. |
|------------|----|------|------|-----|----|-------|----|------|
| Dave Lewis | 79 | 3651 | 46.2 | — | 9 | — | 63 | 0 |
| BENGALS | 79 | 3651 | 46.2 | — | 9 | — | 63 | 0 |
| OPPONENTS | 80 | 3505 | 43.8 | — | — | — | 61 | — |

| PUNT RETURNS | NO | FC | YDS | AVG | LG | TD |
|----------------|----|----|-----|------|-----|----|
| Lemar Parrish | 23 | 15 | 194 | 8.4 | 79t | 1 |
| Essex Johnson | 7 | 1 | 72 | 10.3 | 36 | 0 |
| Speedy Thomas | 4 | 10 | 20 | 5.0 | 11 | 0 |
| Kenny Graham | 1 | 2 | 41 | 41.0 | 41 | 0 |
| Paul Robinson | 1 | 0 | 0 | 0.0 | 0 | 0 |
| Fletcher Smith | 1 | 0 | 0 | 0.0 | 0 | 0 |
| BENGALS | 37 | 28 | 327 | 8.8 | 79t | 1 |
| OPPONENTS | 48 | 11 | 392 | 8.2 | 63t | 2 |

| KICKOFF RETURNS | NO | YDS | AVG | LG | TD |
|-----------------|----|------|------|-----|----|
| Lemar Parrish | 16 | 482 | 30.1 | 95t | 1 |
| Paul Robinson | 14 | 363 | 25.9 | 36 | 0 |
| Essex Johnson | 3 | 68 | 22.7 | 31 | 0 |
| Doug Dressler | 4 | 48 | 12.0 | 22 | 0 |
| Ron Lamb | 2 | 41 | 20.5 | 21 | 0 |
| BENGALS | 39 | 1002 | 25.7 | 95t | 1 |
| OPPONENTS | 33 | 774 | 23.5 | 51 | 0 |

| FIELD GOALS | 1-19 | 20-29 | 30-39 | 40-49 | 50+ |
|----------------|------|-------|-------|-------|-----|
| Horst Muhlmann | 4-4 | 5-7 | 9-11 | 3-9 | 4-6 |
| BENGALS | 4-4 | 5-7 | 9-11 | 3-9 | 4-6 |

Horst Muhlmann: (43N, 38G, 51N), (35G), (51G, 36G, 23B), (23G, 39N, 50G), (35N, 42G, 22N, 47N, 50G), (52N), (43G, 47N), (36G, 43G, 22G, 30G, 13G), (—), (13G, 17G), (11G, 35G, 34G, 22G, 49N), (45N, 40B, 53G), (25G, 30G, 25G), (37G).

USUAL STARTERS

| OFFENSE | DEFENSE |
|-------------------|---------------------|
| WR Eric Crabtree, | LDE Royce Berry |
| Chip Myers | LDT Mike Reid |
| LOT Ernie Wright | RDT Steve Chomyszak |
| LG Rufus Mayes | RDE Ron Carpenter |
| C Bob Johnson | LLB Al Beauchamp |
| RG Pat Matson | MLB Bill Bergey |
| ROT Mike Wilson | RLB Ken Avery |
| TE Bob Trumpy | LCB Lemar Parrish |
| WR Speedy Thomas | RCB Ken Riley |
| QB Virgil Carter | LS Fletcher Smith |
| RB Paul Robinson | RS Ken Dyer, |
| RB Jess Phillips | Al Coleman |

| DEFENSE | ST | AT | TT | SKS-YDS | INT-YDS | PD | FF | FR-YDS |
|---------|----|----|----|---------|---------|----|----|--------|
| (NA*) | — | — | — | — | — | — | — | — |

* NOTE: Time of possession was not recorded until 1977.

** NOTE: Overtime was not employed for regular-season games in the NFL until 1974.

*** NOTE: The two-point conversion was not instituted in the NFL until 1994.

▲ NOTE: Regular-season defensive statistics were not kept regularly until 1976.

1971 STATISTICS

RECORD: 4-10-0

HEAD COACH: PAUL BROWN

| DATE | W-L | SCORE | OPPONENT | ATTENDANCE |
|----------|-----|-------|---------------|------------|
| 9-19-71 | W | 37-14 | PHILADELPHIA | 55,880 |
| 9-26-71 | L | 10-21 | at Pittsburgh | 48,448 |
| 10-3-71 | L | 17-20 | at Green Bay | 56,263 |
| 10-10-71 | L | 13-23 | MIAMI | 60,099 |
| 10-17-71 | L | 24-27 | CLEVELAND | 60,284 |
| 10-24-71 | L | 27-31 | at Oakland | 54,699 |
| 10-31-71 | L | 6-10 | at Houston | 37,947 |
| 11-7-71 | L | 6-9 | ATLANTA | 59,604 |
| 11-14-71 | W | 24-10 | at Denver | 51,200 |
| 11-21-71 | W | 28-13 | HOUSTON | 59,390 |
| 11-28-71 | W | 31-0 | SAN DIEGO | 59,580 |
| 12-5-71 | L | 27-31 | at Cleveland | 82,705 |
| 12-12-71 | L | 13-21 | PITTSBURGH | 60,022 |
| 12-19-71 | L | 21-35 | at N.Y. Jets | 63,151 |

| TEAM STATISTICS | BENGALS | OPPONENTS |
|---------------------|--------------------|--------------------|
| TOTAL FIRST DOWNS | 236 | 213 |
| Rushing | 109 | 93 |
| Passing | 115 | 102 |
| Penalty | 12 | 18 |
| 3rd Down: Made-Att. | — | — |
| 3rd Down Pct. | — | — |
| 4th Down: Made-Att. | — | — |
| 4th Down Pct. | — | — |
| POSSESSION AVG. | ([*] NA) | ([*] NA) |
| TOTAL NET YARDS | 4266 | 3906 |
| Avg. Per Game | 304.7 | 279.0 |
| Total Plays | 867 | 811 |
| Avg. Per Play | 4.9 | 4.8 |
| NET YARDS RUSHING | 2142 | 1778 |
| Avg. Per Game | 153.0 | 127.0 |
| Total Rushes | 462 | 446 |
| NET YARDS PASSING | 2124 | 2128 |
| Avg. Per Game | 151.7 | 152.0 |
| Sacked-Yards Lost | 40-303 | 30-254 |
| Gross Yards | 2427 | 2382 |
| Att.-Completions | 365-214 | 335-157 |
| Completion Pct. | 58.6 | 46.9 |
| Had Intercepted | 11 | 27 |
| PUNTS-AVG. | 73-44.7 | 73-40.9 |
| Net Punting Avg. | — | — |
| PENALTIES-YARDS | 82-921 | 72-722 |
| FUMBLES-BALLS LOST | 29-12 | 21-12 |
| TOUCHDOWNS | 32 | 32 |
| Rushing | 14 | 11 |
| Passing | 15 | 19 |
| Returns | 3 | 2 |

| SCORE BY PERIODS | 1 | 2 | 3 | 4 | OT | PTS |
|------------------|----|----|----|-----|---------------------|-----|
| BENGALS | 58 | 64 | 91 | 71 | (^{**} NA) | 284 |
| OPPONENTS | 44 | 71 | 48 | 102 | (^{**} NA) | 265 |

| SCORING | TD | TD-R | TD-P | TD-R | PAT | FG | S | PTS |
|----------------|----|------|------|------|----------------|-------|---|-----|
| Horst Muhlmann | 0 | 0 | 0 | 0 | 31-31 | 20-36 | 0 | 91 |
| Fred Willis | 7 | 7 | 0 | 0 | — | — | 0 | 42 |
| Essex Johnson | 6 | 4 | 2 | 0 | — | — | 0 | 36 |
| Bruce Coslet | 4 | 0 | 4 | 0 | — | — | 0 | 24 |
| Bob Trumpy | 3 | 0 | 3 | 0 | — | — | 0 | 18 |
| Eric Crabtree | 2 | 0 | 2 | 0 | — | — | 0 | 12 |
| Lemar Parrish | 2 | 0 | 0 | 2 | — | — | 0 | 12 |
| Speedy Thomas | 2 | 0 | 2 | 0 | — | — | 0 | 12 |
| Ken Anderson | 1 | 1 | 0 | 0 | — | — | 0 | 6 |
| Al Beauchamp | 1 | 0 | 0 | 1 | — | — | 0 | 6 |
| Doug Dressler | 1 | 1 | 0 | 0 | — | — | 0 | 6 |
| Chip Myers | 1 | 0 | 1 | 0 | — | — | 0 | 6 |
| Jess Phillips | 1 | 0 | 1 | 0 | — | — | 0 | 6 |
| Paul Robinson | 1 | 1 | 0 | 0 | — | — | 0 | 6 |
| Virgil Carter | 0 | 0 | 0 | 0 | [^] 1 | — | 0 | 1 |
| BENGALS | 32 | 14 | 15 | 3 | 32-32 | 20-36 | 0 | 284 |
| OPPONENTS | 32 | 11 | 19 | 2 | 31-32 | 14-22 | 0 | 265 |

[^]PAT scored on a run.

Two-point conversions: (NA^{***}).

| RUSHING | ATT | YDS | AVG | LG | TD |
|---------------|-----|------|------|-----|----|
| Fred Willis | 135 | 590 | 4.4 | 36 | 7 |
| Essex Johnson | 85 | 522 | 6.1 | 86t | 4 |
| Jess Phillips | 94 | 420 | 4.5 | 31 | 0 |
| Paul Robinson | 49 | 213 | 4.3 | 17 | 1 |
| Doug Dressler | 54 | 204 | 3.8 | 13 | 1 |
| Ken Anderson | 22 | 125 | 5.7 | 16 | 1 |
| Virgil Carter | 8 | 42 | 5.3 | 19 | 0 |
| Ron Lamb | 5 | 13 | 2.6 | 7 | 0 |
| Sandy Durko | 1 | 7 | 7.0 | 7 | 0 |
| Dave Lewis | 6 | 6 | 1.0 | 9 | 0 |
| Eric Crabtree | 1 | 1 | 1.0 | 1 | 0 |
| Speedy Thomas | 2 | -1 | -0.5 | 0 | 0 |
| BENGALS | 462 | 2142 | 4.6 | 86t | 14 |
| OPPONENTS | 446 | 1778 | 4.0 | 63t | 11 |

| RECEIVING | REC | YDS | AVG | LG | TD |
|---------------|-----|------|------|-----|----|
| Bob Trumpy | 40 | 531 | 13.3 | 44 | 3 |
| Chip Myers | 27 | 286 | 10.6 | 20 | 1 |
| Fred Willis | 24 | 223 | 9.3 | 29 | 0 |
| Speedy Thomas | 22 | 327 | 14.9 | 90t | 2 |
| Jess Phillips | 22 | 125 | 5.7 | 19 | 1 |
| Bruce Coslet | 21 | 356 | 17.0 | 71t | 4 |
| Doug Dressler | 19 | 145 | 7.6 | 26 | 0 |
| Essex Johnson | 14 | 258 | 18.4 | 67t | 2 |
| Eric Crabtree | 14 | 102 | 7.3 | 22 | 2 |
| Paul Robinson | 8 | 47 | 5.9 | 16 | 0 |
| Ed Marshall | 2 | 18 | 9.0 | 10 | 0 |
| Mike Kelly | 1 | 9 | 9.0 | 9 | 0 |
| BENGALS | 214 | 2427 | 11.3 | 90t | 15 |
| OPPONENTS | 157 | 2382 | 15.2 | 74t | 19 |

| INTERCEPTIONS | NO | YDS | AVG | LG | TD |
|----------------|----|-----|------|-----|----|
| Lemar Parrish | 7 | 105 | 15.0 | 65t | 1 |
| Al Beauchamp | 6 | 53 | 8.8 | 18t | 1 |
| Ken Riley | 5 | 22 | 4.4 | 21 | 0 |
| Sandy Durko | 4 | 46 | 11.5 | 25 | 0 |
| Bill Bergey | 1 | 16 | 16.0 | 16 | 0 |
| Bill Peterson | 1 | 16 | 16.0 | 16 | 0 |
| Al Coleman | 1 | 15 | 15.0 | 15 | 0 |
| Neal Craig | 1 | 0 | 0.0 | 0 | 0 |
| Fletcher Smith | 1 | 0 | 0.0 | 0 | 0 |
| BENGALS | 27 | 273 | 10.1 | 65t | 2 |
| OPPONENTS | 11 | 219 | 19.9 | 48t | 1 |

| PUNTING | NO | YDS | AVG | NET | TB | IN-20 | LG | BLK. |
|---------------|----|------|------|-----|----|-------|----|------|
| Dave Lewis | 72 | 3229 | 44.8 | — | 8 | — | 56 | 0 |
| Doug Dressler | 1 | 34 | 34.0 | — | 0 | — | 34 | 0 |
| BENGALS | 73 | 3263 | 44.7 | — | 8 | — | 56 | 0 |
| OPPONENTS | 73 | 2988 | 40.9 | — | — | — | — | — |

| PUNT RETURNS | NO | FC | YDS | AVG | LG | TD |
|---------------|----|----|-----|-----|----|----|
| Lemar Parrish | 12 | 9 | 93 | 7.8 | 47 | 0 |
| Sandy Durko | 6 | 11 | 14 | 2.3 | 7 | 0 |
| Speedy Thomas | 4 | 4 | 10 | 2.5 | 7 | 0 |
| Essex Johnson | 3 | 5 | 28 | 9.3 | 14 | 0 |
| BENGALS | 25 | 29 | 145 | 5.8 | 47 | 0 |
| OPPONENTS | 41 | — | 304 | 7.4 | — | 1 |

| KICKOFF RETURNS | NO | YDS | AVG | LG | TD |
|-----------------|----|------|------|----|----|
| Paul Robinson | 18 | 335 | 18.6 | 37 | 0 |
| Lemar Parrish | 13 | 296 | 22.8 | 30 | 0 |
| Fred Willis | 4 | 81 | 20.3 | 32 | 0 |
| Jess Phillips | 2 | 49 | 24.5 | 31 | 0 |
| Ron Lamb | 2 | 42 | 21.0 | 25 | 0 |
| Essex Johnson | 2 | 40 | 20.0 | 21 | 0 |
| Doug Dressler | 1 | 20 | 20.0 | 20 | 0 |
| Mike Kelly | 1 | 0 | 0.0 | 0 | 0 |
| BENGALS | 43 | 863 | 20.1 | 37 | 0 |
| OPPONENTS | 39 | 1024 | 26.3 | — | 0 |

| FIELD GOALS | 1-19 | 20-29 | 30-39 | 40-49 | 50+ |
|----------------|------|-------|-------|-------|-----|
| Horst Muhlmann | 6-6 | 5-8 | 4-9 | 4-10 | 1-3 |
| BENGALS | 6-6 | 5-8 | 4-9 | 4-10 | 1-3 |

Horst Muhlmann: (26G, 34N, 36G, 35G), (45N, 33G, 51N), (26G), (16G, 27N, 9G), (12G), (11G, 37B, 36G), (45G, 46G, 27N, 32N), (30N, 51G, 24G), (14G, 48N), (—), (40G, 35N, 43N), (52N, 46G, 24G), (27N, 18G, 22G), (43N, 49N, 44N).

| PASSING | ATT | CMP | YDS | CMP% | YDS/ATT | TD | TD% | INT | INT% | LG | SKD-YDS | RAT |
|---------------|-----|-----|------|------|---------|----|-----|-----|------|-----|---------|------|
| Virgil Carter | 222 | 138 | 1624 | 62.2 | 7.32 | 10 | 4.5 | 7 | 3.2 | 90t | 13-122 | 86.2 |
| Ken Anderson | 131 | 72 | 777 | 55.0 | 5.93 | 5 | 3.8 | 4 | 3.1 | 44 | 23-159 | 72.6 |
| Dave Lewis | 10 | 3 | 18 | 30.0 | 1.80 | 0 | 0.0 | 0 | 0.0 | 13 | 4-22 | 39.6 |
| Fred Willis | 2 | 1 | 8 | 50.0 | 4.00 | 0 | 0.0 | 0 | 0.0 | 8 | 0-0 | 60.4 |
| BENGALS | 365 | 214 | 2427 | 58.6 | 6.65 | 15 | 4.1 | 11 | 3.0 | 90t | 40-303 | 79.8 |
| OPPONENTS | 335 | 157 | 2382 | 46.9 | 7.11 | 19 | 5.7 | 27 | 8.1 | 74t | 30-254 | 56.1 |

USUAL STARTERS

| OFFENSE | DEFENSE |
|--------------------|---------------------|
| WR Eric Crabtree, | LDE Royce Berry |
| Chip Myers | LDT Mike Reid |
| LOT Ernie Wright, | RDT Steve Chomyszak |
| Rufus Mayes | RDE Ron Carpenter |
| LG Howard Fest | LLB Al Beauchamp |
| C Bob Johnson | MLB Bill Bergey |
| RG Pat Matson | RLB Ken Avery |
| ROT Vernon Holland | LCB Lemar Parrish |
| TE Bob Trumpy, | RCB Ken Riley |
| Bruce Coslet | LS Fletcher Smith, |
| WR Speedy Thomas, | Neal Craig |
| Bob Trumpy | Sandy Durko |
| QB Virgil Carter | |
| RB Paul Robinson | |
| RB Jess Phillips | |

| DEFENSE | ST | AT | TT | SKS-YDS | INT-YDS | PD | FF | FR-YDS |
|---------------------|----|----|----|---------|---------|----|----|--------|
| (NA ^{**}) | — | — | — | — | — | — | — | — |

^{*} NOTE: Time of possession was not recorded until 1977.

^{**} NOTE: Overtime was not employed for regular-season games in the NFL until 1974.

^{***} NOTE: The two-point conversion was not instituted in the NFL until 1994.

^{^^} NOTE: Regular-season defensive statistics were not kept regularly until 1976.

1972 STATISTICS

RECORD: 8-6-0

HEAD COACH: PAUL BROWN

| DATE | W-L | SCORE | OPPONENT | ATTENDANCE |
|----------|-----|-------|----------------|------------|
| 9-17-72 | W | 31-7 | at New England | 60,999 |
| 9-24-72 | W | 15-10 | PITTSBURGH | 54,292 |
| 10-1-72 | L | 6-27 | at Cleveland | 81,564 |
| 10-8-72 | W | 21-10 | DENVER | 55,812 |
| 10-15-72 | W | 23-16 | at Kansas City | 79,068 |
| 10-22-72 | L | 12-15 | at Los Angeles | 73,385 |
| 10-29-72 | W | 30-7 | HOUSTON | 59,409 |
| 11-5-72 | L | 17-40 | at Pittsburgh | 50,350 |
| 11-12-72 | L | 14-20 | OAKLAND | 59,485 |
| 11-19-72 | L | 19-20 | BALTIMORE | 49,512 |
| 11-26-72 | W | 13-3 | at Chicago | 55,701 |
| 12-3-72 | W | 13-10 | N.Y. GIANTS | 59,523 |
| 12-9-72 | L | 24-27 | CLEVELAND | 59,524 |
| 12-17-72 | W | 61-17 | at Houston | 32,482 |

| TEAM STATISTICS | BENGALS | OPPONENTS |
|-------------------------|---------|-----------|
| TOTAL FIRST DOWNS..... | 255 | 207 |
| Rushing..... | 112 | 98 |
| Passing..... | 122 | 92 |
| Penalty..... | 21 | 17 |
| 3rd Down: Made-Att..... | — | — |
| 3rd Down Pct..... | — | — |
| 4th Down: Made-Att..... | — | — |
| 4th Down Pct..... | — | — |
| POSSESSION AVG..... | (NA) | (NA) |
| TOTAL NET YARDS..... | 4317 | 3552 |
| Avg. Per Game..... | 308.4 | 253.7 |
| Total Plays..... | 899 | 794 |
| Avg. Per Play..... | 4.8 | 4.5 |
| NET YARDS RUSHING..... | 1996 | 1815 |
| Avg. Per Game..... | 142.6 | 129.6 |
| Total Rushes..... | 491 | 406 |
| NET YARDS PASSING..... | 2321 | 1737 |
| Avg. Per Game..... | 165.8 | 124.1 |
| Sacked-Yards Lost..... | 24-192 | 38-296 |
| Gross Yards..... | 2513 | 2033 |
| Att.-Completions..... | 384-219 | 350-167 |
| Completion Pct..... | 57.0 | 47.7 |
| Had Intercepted..... | 11 | 20 |
| PUNTS-AVG..... | 66-42.1 | 84-42.4 |
| Net Punting Avg..... | — | — |
| PENALTIES-YARDS..... | 76-738 | 69-581 |
| FUMBLES-BALLS LOST..... | 28-18 | 30-9 |
| TOUCHDOWNS..... | 31 | 24 |
| Rushing..... | 16 | 11 |
| Passing..... | 10 | 11 |
| Returns..... | 5 | 2 |

| SCORE BY PERIODS | | | | | 1 | 2 | 3 | 4 | OT | PTS |
|---------------------|----|------|------|-------|----|-------|-------|-----|--------|-----|
| BENGALS..... | | | | | 36 | 62 | 99 | 102 | (**NA) | 299 |
| OPPONENTS..... | | | | | 37 | 79 | 42 | 71 | (**NA) | 229 |
| SCORING | TD | TD-R | TD-P | TD-RI | | PAT | | FG | S | PTS |
| Horst Muhlmann..... | 0 | 0 | 0 | 0 | | 30-31 | 27-40 | 0 | | 111 |
| Doug Dressler..... | 7 | 6 | 1 | 0 | | — | — | 0 | | 42 |
| Essex Johnson..... | 6 | 4 | 2 | 0 | | — | — | 0 | | 36 |
| Ken Anderson..... | 3 | 3 | 0 | 0 | | — | — | 0 | | 18 |
| Chip Myers..... | 3 | 0 | 3 | 0 | | — | — | 0 | | 18 |
| Lemar Parrish..... | 3 | 0 | 0 | 3 | | — | — | 0 | | 18 |
| Virgil Carter..... | 2 | 2 | 0 | 0 | | — | — | 0 | | 12 |
| Bob Trumphy..... | 2 | 0 | 2 | 0 | | — | — | 0 | | 12 |
| Tommy Casanova..... | 1 | 0 | 0 | 1 | | — | — | 0 | | 6 |
| Bruce Coslet..... | 1 | 0 | 1 | 0 | | — | — | 0 | | 6 |
| Neal Craig..... | 1 | 0 | 0 | 1 | | — | — | 0 | | 6 |
| Jess Phillips..... | 1 | 1 | 0 | 0 | | — | — | 0 | | 6 |
| Speedy Thomas..... | 1 | 0 | 1 | 0 | | — | — | 0 | | 6 |
| Sherman White..... | 0 | 0 | 0 | 0 | | — | — | 1 | 2 | |
| BENGALS..... | 31 | 16 | 10 | 5 | | 30-31 | 27-40 | 1 | | 299 |
| OPPONENTS..... | 24 | 11 | 11 | 2 | | 23-24 | 20-29 | 1 | | 229 |

Two-point conversions: (NA***).

| PASSING | ATT | CMP | YDS | CMP% | YDS/ATT | TD | TD% | INT | INT% | LG | SKD-YDS | RAT |
|--------------------|-----|-----|------|-------|---------|----|-----|-----|------|-----|---------|-------|
| Ken Anderson..... | 301 | 171 | 1918 | 56.8 | 6.37 | 7 | 2.3 | 7 | 2.3 | 65t | 18-155 | 74.0 |
| Virgil Carter..... | 82 | 47 | 579 | 57.3 | 7.06 | 3 | 3.7 | 4 | 4.9 | 36 | 6-37 | 71.1 |
| Fred Willis..... | 1 | 1 | 16 | 100.0 | 16.00 | 0 | 0.0 | 0 | 0.0 | 16 | 0-0 | 118.8 |
| BENGALS..... | 384 | 219 | 2513 | 57.0 | 6.54 | 10 | 2.6 | 11 | 2.9 | 65t | 24-192 | 73.6 |
| OPPONENTS..... | 350 | 167 | 2033 | 47.7 | 5.81 | 11 | 3.1 | 20 | 5.7 | 68 | 38-296 | 52.7 |

USUAL STARTERS

| OFFENSE | DEFENSE |
|--------------------|---------------------|
| WR Speedy Thomas | LDE Royce Berry |
| LOT Stan Walters | LDT Mike Reid |
| LG Howard Fest | RDT Steve Chomyszak |
| C Bob Johnson | RDE Sherman White |
| RG Pat Matson | LLB Al Beauchamp |
| ROT Vernon Holland | MLB Bill Bergey |
| TE Bob Trumphy | RLB Ken Avery |
| WR Chip Myers | LCB Lemar Parrish |
| QB Ken Anderson | RCB Ken Riley |
| RB Essex Johnson | LS Neal Craig |
| RB Doug Dressler | RS Tommy Casanova |

| DEFENSE | ST | AT | TT | SKS-YDS | INT-YDS | PD | FF | FR-YDS |
|------------|----|----|----|---------|---------|----|----|--------|
| (NA*)..... | — | — | — | — | — | — | — | — |

| RUSHING | ATT | YDS | AVG | LG | TD |
|---------------------|-----|------|------|-----|----|
| Essex Johnson..... | 212 | 825 | 3.9 | 19 | 4 |
| Doug Dressler..... | 128 | 565 | 4.4 | 43t | 6 |
| Jess Phillips..... | 48 | 207 | 4.3 | 20 | 1 |
| Fred Willis..... | 42 | 127 | 3.0 | 12 | 0 |
| Ken Anderson..... | 22 | 94 | 4.3 | 18 | 3 |
| Paul Robinson..... | 21 | 94 | 4.5 | 15 | 0 |
| Virgil Carter..... | 12 | 57 | 4.8 | 14 | 2 |
| Dave Lewis..... | 1 | 15 | 15.0 | 15 | 0 |
| Steve Conley..... | 3 | 8 | 2.7 | 5 | 0 |
| Charlie Joiner..... | 1 | 2 | 2.0 | 2 | 0 |
| Reece Morrison..... | 1 | 2 | 2.0 | 2 | 0 |
| BENGALS..... | 491 | 1996 | 4.1 | 43t | 16 |
| OPPONENTS..... | 406 | 1815 | 4.5 | 41 | 11 |

| RECEIVING | REC | YDS | AVG | LG | TD |
|---------------------|-----|------|------|-----|----|
| Chip Myers..... | 57 | 792 | 13.9 | 42 | 3 |
| Bob Trumphy..... | 44 | 500 | 11.4 | 38 | 2 |
| Doug Dressler..... | 39 | 348 | 8.9 | 33 | 1 |
| Essex Johnson..... | 29 | 420 | 14.5 | 65t | 2 |
| Speedy Thomas..... | 17 | 171 | 10.1 | 18 | 1 |
| Jess Phillips..... | 10 | 50 | 5.0 | 15 | 0 |
| Fred Willis..... | 9 | 46 | 5.1 | 10 | 0 |
| Charlie Joiner..... | 8 | 133 | 16.6 | 25 | 0 |
| Bruce Coslet..... | 5 | 48 | 9.6 | 17 | 1 |
| Drew Bule..... | 1 | 5 | 5.0 | 5 | 0 |
| BENGALS..... | 219 | 2513 | 11.5 | 65t | 10 |
| OPPONENTS..... | 167 | 2033 | 12.2 | 68t | 11 |

| INTERCEPTIONS | NO | YDS | AVG | LG | TD |
|----------------------|----|-----|------|-----|----|
| Tommy Casanova..... | 5 | 108 | 21.6 | 33 | 0 |
| Lemar Parrish..... | 5 | 90 | 18.0 | 33t | 2 |
| Doug Adams..... | 3 | 44 | 14.7 | 19 | 0 |
| Ken Riley..... | 3 | 0 | 0.0 | 0 | 0 |
| Neal Craig..... | 2 | 76 | 38.0 | 63t | 1 |
| Al Beauchamp..... | 1 | 8 | 8.0 | 8 | 0 |
| Bernard Jackson..... | 1 | 0 | 0.0 | 0 | 0 |
| BENGALS..... | 20 | 326 | 16.3 | 63t | 3 |
| OPPONENTS..... | 11 | 70 | 6.4 | 28 | 0 |

| PUNTING | NO | YDS | AVG | NET | TB | IN-20 | LG | BLK. |
|-----------------|----|------|------|-----|----|-------|----|------|
| Dave Lewis..... | 66 | 2777 | 42.1 | — | 6 | — | 60 | 0 |
| BENGALS..... | 66 | 2777 | 42.1 | — | 6 | — | 60 | 0 |
| OPPONENTS..... | 84 | 3559 | 42.4 | — | — | — | 62 | 0 |

| PUNT RETURNS | NO | FC | YDS | AVG | LG | TD |
|---------------------|----|----|-----|-----|-----|----|
| Tommy Casanova..... | 30 | 19 | 289 | 9.6 | 66t | 1 |
| Lemar Parrish..... | 15 | 2 | 141 | 9.4 | 51t | 1 |
| Essex Johnson..... | 2 | 0 | 7 | 3.5 | 7 | 0 |
| BENGALS..... | 47 | 21 | 437 | 9.3 | 66t | 2 |
| OPPONENTS..... | 26 | 16 | 152 | 5.8 | 54 | 0 |

| KICKOFF RETURNS | NO | YDS | AVG | LG | TD |
|----------------------|----|------|------|----|----|
| Bernard Jackson..... | 21 | 509 | 24.2 | 62 | 0 |
| Lemar Parrish..... | 15 | 348 | 23.2 | 45 | 0 |
| Charlie Joiner..... | 5 | 88 | 17.6 | 25 | 0 |
| Tommy Casanova..... | 1 | 34 | 34.0 | 34 | 0 |
| Dave Lewis..... | 1 | 15 | 15.0 | 15 | 0 |
| Essex Johnson..... | 1 | 13 | 13.0 | 13 | 0 |
| Guy Dennis..... | 1 | 11 | 11.0 | 11 | 0 |
| Mike Kelly..... | 1 | 0 | 0.0 | 0 | 0 |
| BENGALS..... | 46 | 1018 | 22.1 | 62 | 0 |
| OPPONENTS..... | 44 | 984 | 22.4 | 34 | 0 |

| FIELD GOALS | 1-19 | 20-29 | 30-39 | 40-49 | 50+ |
|---------------------|------|-------|-------|-------|-----|
| Horst Muhlmann..... | 6-7 | 6-10 | 9-12 | 5-8 | 1-3 |
| BENGALS..... | 6-7 | 6-10 | 9-12 | 5-8 | 1-3 |

Horst Muhlmann: (51B, 38G), (32G, 20G, 32G, 34G, 41G), (14G, 26G, 28N, 30N), (49N), (46G, 16G, 12G), (25G, 26N, 21N, 17N), (10G, 42G, 33G), (37G), (21B, 35B), (25G, 40G), (39G, 14G, 39N), (50N, 27G, 40N, 47N, 18G), (31G), (51G, 46G, 24G, 32G).

* NOTE: Time of possession was not recorded until 1977.

** NOTE: Overtime was not employed for regular-season games in the NFL until 1974.

*** NOTE: The two-point conversion was not instituted in the NFL until 1994.

^ NOTE: Regular-season defensive statistics were not kept regularly until 1976.

1973 STATISTICS

RECORD: 10-4-0

HEAD COACH: PAUL BROWN
(BENGALS WON AFC CENTRAL DIVISION; SEE POSTSEASON
PORTION OF TEAM HISTORY SECTION FOR POSTSEASON STATS)

| DATE | W-L | SCORE | OPPONENT | ATTENDANCE |
|----------|-----|-------|---------------|------------|
| 9-16-73 | L | 10-28 | at Denver | 49,059 |
| 9-23-73 | W | 24-10 | HOUSTON | 51,823 |
| 9-30-73 | W | 20-13 | at San Diego | 46,733 |
| 10-7-73 | L | 10-17 | at Cleveland | 70,805 |
| 10-14-73 | W | 19-7 | PITTSBURGH | 55,819 |
| 10-21-73 | W | 14-6 | KANSAS CITY | 56,397 |
| 10-28-73 | L | 13-20 | at Pittsburgh | 45,761 |
| 11-4-73 | L | 10-38 | at Dallas | 54,944 |
| 11-11-73 | W | 16-13 | at Buffalo | 76,927 |
| 11-18-73 | W | 20-14 | N.Y. JETS | 55,745 |
| 11-25-73 | W | 42-24 | ST. LOUIS | 50,918 |
| 12-2-73 | W | 27-0 | MINNESOTA | 57,859 |
| 12-9-73 | W | 34-17 | CLEVELAND | 58,266 |
| 12-16-73 | W | 27-24 | at Houston | 21,955 |

| TEAM STATISTICS | BENGALS | OPPONENTS |
|---------------------|---------|-----------|
| TOTAL FIRST DOWNS | 252 | 219 |
| Rushing | 124 | 109 |
| Passing | 108 | 97 |
| Penalty | 20 | 13 |
| 3rd Down: Made-Att. | — | — |
| 3rd Down Pct. | — | — |
| 4th Down: Made-Att. | — | — |
| 4th Down Pct. | — | — |
| POSSESSION AVG. | (**NA) | (**NA) |
| TOTAL NET YARDS | 4512 | 3705 |
| Avg. Per Game | 322.3 | 264.6 |
| Total Plays | 871 | 840 |
| Avg. Per Play | 5.2 | 4.4 |
| NET YARDS RUSHING | 2236 | 1807 |
| Avg. Per Game | 159.7 | 129.1 |
| Total Rushes | 515 | 459 |
| NET YARDS PASSING | 2276 | 1898 |
| Avg. Per Game | 162.6 | 135.6 |
| Sacked-Yards Lost | 24-163 | 43-342 |
| Gross Yards | 2439 | 2240 |
| Att.-Completions | 332-180 | 338-182 |
| Completion Pct. | 54.2 | 53.8 |
| Had Intercepted | 12 | 18 |
| PUNTS-PUNTING | 68-41.0 | 77-41.7 |
| Net Punting Avg. | — | — |
| PENALTIES-YARDS | 83-799 | 78-710 |
| FUMBLES-BALLS LOST | 25-14 | 31-16 |
| TOUCHDOWNS | 32 | 27 |
| Rushing | 13 | 15 |
| Passing | 18 | 9 |
| Returns | 1 | 3 |

| SCORE BY PERIODS | 1 | 2 | 3 | 4 | OT | PTS |
|------------------|----|-----|----|----|--------|-----|
| BENGALS | 39 | 100 | 79 | 68 | (**NA) | 286 |
| OPPONENTS | 50 | 61 | 58 | 62 | (**NA) | 231 |

| SCORING | TD | TD-R | TD-P | TD-Rt | PAT | FG | S | PTS |
|----------------|----|------|------|-------|-------|-------|---|-----|
| Horst Muhlmann | 0 | 0 | 0 | 0 | 31-32 | 21-31 | 0 | 94 |
| Isaac Curtis | 9 | 0 | 9 | 0 | — | — | 0 | 54 |
| Boobie Clark | 8 | 8 | 0 | 0 | — | — | 0 | 48 |
| Essex Johnson | 7 | 4 | 3 | 0 | — | — | 0 | 42 |
| Bob Trumphy | 5 | 0 | 5 | 0 | — | — | 0 | 30 |
| Lenvil Elliott | 2 | 1 | 1 | 0 | — | — | 0 | 12 |
| Lemar Parrish | 1 | 0 | 0 | 1 | — | — | 0 | 6 |
| BENGALS | 32 | 13 | 18 | 1 | 31-32 | 21-31 | 0 | 286 |
| OPPONENTS | 27 | 15 | 9 | 3 | 27-27 | 14-23 | 0 | 231 |

Two-point conversions: (NA**).

| PASSING | ATT | CMP | YDS | CMP% | YDS/ATT | TD | TD% | INT | INT% | LG | SKD-YDS | RAT |
|--------------|-----|-----|------|------|---------|----|-----|-----|------|-----|---------|------|
| Ken Anderson | 329 | 179 | 2428 | 54.4 | 7.38 | 18 | 5.5 | 12 | 3.6 | 78t | 24-163 | 81.2 |
| Greg Cook | 3 | 1 | 11 | 33.3 | 3.67 | 0 | 0.0 | 0 | 0.0 | 11 | 0-0 | 45.1 |
| BENGALS | 332 | 180 | 2439 | 54.2 | 7.35 | 18 | 5.4 | 12 | 3.6 | 78t | 24-163 | 80.9 |
| OPPONENTS | 338 | 182 | 2240 | 53.8 | 6.63 | 9 | 2.7 | 18 | 5.3 | 67 | 43-342 | 61.3 |

| RUSHING | ATT | YDS | AVG | LG | TD |
|----------------|-----|------|------|----|----|
| Essex Johnson | 195 | 997 | 5.1 | 46 | 4 |
| Boobie Clark | 254 | 988 | 3.9 | 26 | 8 |
| Lenvil Elliott | 22 | 122 | 5.5 | 15 | 1 |
| Ken Anderson | 26 | 97 | 3.7 | 17 | 0 |
| Joe Wilson | 10 | 39 | 3.9 | 11 | 0 |
| Reece Morrison | 3 | 11 | 3.7 | 8 | 0 |
| Dave Lewis | 3 | -7 | -2.3 | 5 | 0 |
| Isaac Curtis | 2 | -11 | -5.5 | 1 | 0 |
| BENGALS | 515 | 2236 | 4.3 | 46 | 13 |
| OPPONENTS | 459 | 1807 | 3.9 | 52 | 15 |

| RECEIVING | REC | YDS | AVG | LG | TD |
|----------------|-----|------|------|-----|----|
| Isaac Curtis | 45 | 843 | 18.7 | 77t | 9 |
| Boobie Clark | 45 | 347 | 7.7 | 39 | 0 |
| Bob Trumphy | 29 | 435 | 15.0 | 53 | 5 |
| Essex Johnson | 28 | 356 | 12.7 | 78t | 3 |
| Charlie Joiner | 13 | 214 | 16.5 | 26 | 0 |
| Bruce Coslet | 9 | 123 | 13.7 | 18 | 0 |
| Chip Myers | 7 | 77 | 11.0 | 18 | 0 |
| Tim George | 2 | 28 | 14.0 | 19 | 0 |
| Lenvil Elliott | 1 | 12 | 12.0 | 12t | 1 |
| Reece Morrison | 1 | 4 | 4.0 | 4 | 0 |
| BENGALS | 180 | 2439 | 13.6 | 78t | 18 |
| OPPONENTS | 182 | 2240 | 12.3 | 67 | 9 |

| INTERCEPTIONS | NO | YDS | AVG | LG | TD |
|-----------------|----|-----|------|----|----|
| Tommy Casanova | 4 | 33 | 8.3 | 16 | 0 |
| Bill Bergey | 3 | 50 | 16.7 | 22 | 0 |
| Al Beauchamp | 3 | 4 | 1.3 | 4 | 0 |
| Neal Craig | 2 | 52 | 26.0 | 30 | 0 |
| Lemar Parrish | 2 | 10 | 5.0 | 10 | 0 |
| Ken Riley | 2 | 2 | 1.0 | 5 | 0 |
| Ken Avery | 1 | 15 | 15.0 | 15 | 0 |
| Bernard Jackson | 1 | 0 | 0.0 | 0 | 0 |
| BENGALS | 18 | 166 | 9.2 | 30 | 0 |
| OPPONENTS | 12 | 198 | 16.5 | 37 | 1 |

| PUNTING | NO | YDS | AVG | NET | TB | IN-20 | LG | BLK. |
|------------|----|------|------|-----|----|-------|----|------|
| Dave Lewis | 68 | 2790 | 41.0 | — | 4 | — | 60 | 0 |
| BENGALS | 68 | 2790 | 41.0 | — | 4 | — | 60 | 0 |
| OPPONENTS | 77 | 3214 | 41.7 | — | — | — | — | — |

| PUNT RETURNS | NO | FC | YDS | AVG | LG | TD |
|----------------|----|----|-----|-----|----|----|
| Lemar Parrish | 25 | 1 | 200 | 8.0 | 47 | 0 |
| Tommy Casanova | 15 | 6 | 119 | 7.9 | 27 | 0 |
| Lyle Blackwood | 4 | 5 | 12 | 3.0 | 4 | 0 |
| Dave Lewis | 1 | 2 | 2 | 2.0 | 2 | 0 |
| BENGALS | 45 | 14 | 333 | 7.4 | 47 | 0 |
| OPPONENTS | 27 | — | 123 | 4.6 | — | 0 |

| KICKOFF RETURNS | NO | YDS | AVG | LG | TD |
|-----------------|----|------|------|------|----|
| Bernard Jackson | 21 | 520 | 24.8 | 41 | 0 |
| Joe Wilson | 8 | 173 | 21.6 | 27 | 0 |
| Lemar Parrish | 7 | 143 | 20.4 | 29 | 0 |
| Dave Lewis | 2 | 40 | 20.0 | 27 | 0 |
| Bruce Coslet | 1 | 0 | 0.0 | 0 | 0 |
| BENGALS | 39 | 876 | 22.5 | 41 | 0 |
| OPPONENTS | 42 | 1170 | 27.9 | 103t | 1 |

| FIELD GOALS | 1-19 | 20-29 | 30-39 | 40-49 | 50+ |
|----------------|------|-------|-------|-------|-----|
| Horst Muhlmann | 5-5 | 6-7 | 5-9 | 4-6 | 1-4 |
| BENGALS | 5-5 | 6-7 | 5-9 | 4-6 | 1-4 |

Horst Muhlmann: (21G), (39N, 27G, 51N), (42N, 34N, 26N), (38G), (41G, 20G, 52N, 20G, 19G), (32N, 57N), (41G, 17G), (29G), (35G, 33N, 36G, 47N, 33G), (16G, 51G), (—), (22G, 38G), (45G, 10G), (40G, 11G).

USUAL STARTERS

| OFFENSE | DEFENSE |
|--------------------|-------------------|
| WR Tim George, | LDE Royce Berry |
| Charlie Joiner, | LDT Mike Reid |
| Chip Myers | RDT Ron Carpenter |
| LOT Rufus Mayes | RDE Sherman White |
| LG Howard Fest | LLB Al Beauchamp |
| C Bob Johnson | MLB Bill Bergey |
| RG Pat Matson | RLB Ron Pritchard |
| ROT Vernon Holland | LCB Lemar Parrish |
| TE Bob Trumphy | RCB Ken Riley |
| QB Isaac Curtis | LS Neal Craig |
| HB Ken Anderson | RS Tommy Casanova |
| FB Boobie Clark | |

| DEFENSE | ST | AT | TT | SKS-YDS | INT-YDS | PD | FF | FR-YDS |
|---------|----|----|----|---------|---------|----|----|--------|
| (NA*) | — | — | — | — | — | — | — | — |

* NOTE: Time of possession was not recorded until 1977.

** NOTE: Overtime was not employed for regular-season games in the NFL until 1974.

*** NOTE: The two-point conversion was not instituted in the NFL until 1994.

^ NOTE: Regular-season defensive statistics were not kept regularly until 1976.

1974 STATISTICS

RECORD: 7-7-0

HEAD COACH: PAUL BROWN

| DATE | W-L | SCORE | OPPONENT | ATTENDANCE |
|----------|-----|-------|------------------|------------|
| 9-15-74 | W | 33-7 | CLEVELAND | 53,113 |
| 9-22-74 | L | 17-20 | SAN DIEGO | 51,178 |
| 9-29-74 | W | 21-3 | at San Francisco | 49,895 |
| 10-6-74 | W | 28-17 | WASHINGTON | 56,175 |
| 10-13-74 | W | 34-24 | at Cleveland | 70,897 |
| 10-20-74 | L | 27-30 | at Oakland | 51,821 |
| 10-27-74 | L | 21-34 | HOUSTON | 55,434 |
| 11-3-74 | W | 24-14 | at Baltimore | 36,110 |
| 11-10-74 | W | 17-10 | PITTSBURGH | 57,532 |
| 11-17-74 | L | 3-20 | at Houston | 44,054 |
| 11-24-74 | W | 33-6 | KANSAS CITY | 49,777 |
| 12-2-74 | L | 3-24 | at Miami | 71,962 |
| 12-8-74 | L | 19-23 | DETROIT | 45,159 |
| 12-14-74 | L | 3-27 | at Pittsburgh | 42,878 |

| TEAM STATISTICS | BENGALS | OPPONENTS |
|-------------------------|---------|-----------|
| TOTAL FIRST DOWNS..... | 260 | 256 |
| Rushing..... | 115 | 127 |
| Passing..... | 131 | 109 |
| Penalty..... | 14 | 20 |
| 3rd Down: Made-Att..... | — | — |
| 3rd Down Pct..... | — | — |
| 4th Down: Made-Att..... | — | — |
| 4th Down Pct..... | — | — |
| POSSESSION AVG..... | (NA) | (NA) |
| TOTAL NET YARDS..... | 4489 | 3942 |
| Avg. Per Game..... | 320.6 | 281.6 |
| Total Plays..... | 835 | 892 |
| Avg. Per Play..... | 5.4 | 4.4 |
| NET YARDS RUSHING..... | 1978 | 2152 |
| Avg. Per Game..... | 141.3 | 153.7 |
| Total Rushes..... | 445 | 497 |
| NET YARDS PASSING..... | 2511 | 1790 |
| Avg. Per Game..... | 179.4 | 127.9 |
| Sacked-Yards Lost..... | 37-293 | 36-320 |
| Gross Yards..... | 2804 | 2110 |
| Att.-Completions..... | 353-224 | 359-186 |
| Completion Pct..... | 63.5 | 51.8 |
| Had Intercepted..... | 13 | 9 |
| PUNTS-AVG..... | 66-40.9 | 81-37.8 |
| Net Punting Avg..... | — | — |
| PENALTIES-YARDS..... | 78-653 | 77-640 |
| FUMBLES-BALLS LOST..... | 27-18 | 23-11 |
| TOUCHDOWNS..... | 36 | 30 |
| Rushing..... | 14 | 16 |
| Passing..... | 18 | 13 |
| Returns..... | 4 | 1 |

| SCORE BY PERIODS | 1 | 2 | 3 | 4 | OT | PTS |
|------------------|----|----|----|----|----|-----|
| BENGALS..... | 50 | 95 | 60 | 78 | 0 | 283 |
| OPPONENTS..... | 37 | 63 | 70 | 89 | 0 | 259 |

| SCORING | TD | TD-R | TD-P | TD-RT | PAT | FG | S | PTS |
|---------------------|----|------|------|-------|-------|-------|---|-----|
| Horst Muhlmann..... | 0 | 0 | 0 | 0 | 32-35 | 11-18 | 0 | 65 |
| Isaac Curtis..... | 10 | 0 | 10 | 0 | — | — | 0 | 60 |
| Boobie Clark..... | 6 | 5 | 1 | 0 | — | — | 0 | 36 |
| Ed Williams..... | 4 | 3 | 1 | 0 | — | — | 0 | 24 |
| Lemar Parrish..... | 3 | 0 | 0 | 3 | — | — | 0 | 18 |
| Ken Anderson..... | 2 | 2 | 0 | 0 | — | — | 0 | 12 |
| Doug Dressler..... | 2 | 2 | 0 | 0 | — | — | 0 | 12 |
| Lenvil Elliott..... | 2 | 1 | 1 | 0 | — | — | 0 | 12 |
| Bob Trumpy..... | 2 | 0 | 2 | 0 | — | — | 0 | 12 |
| Wayne Clark..... | 1 | 1 | 0 | 0 | — | — | 0 | 6 |
| Essex Johnson..... | 1 | 0 | 1 | 0 | — | — | 0 | 6 |
| Charlie Joiner..... | 1 | 0 | 1 | 0 | — | — | 0 | 6 |
| Bob Maddox..... | 1 | 0 | 0 | 1 | — | — | 0 | 6 |
| Chip Myers..... | 1 | 0 | 1 | 0 | — | — | 0 | 6 |
| Ron Carpenter..... | 0 | 0 | 0 | 0 | — | — | 1 | 2 |
| BENGALS..... | 36 | 14 | 18 | 4 | 32-36 | 11-18 | 1 | 283 |
| OPPONENTS..... | 30 | 16 | 13 | 1 | 28-30 | 17-22 | 0 | 259 |

Two-point conversions: (NA**).

| PASSING | ATT | CMP | YDS | CMP% | YDS/ATT | TD | TD% | INT | INT% | LG | SKD-YDS | RAT |
|---------------------|-----|-----|------|-------|---------|----|-----|-----|------|-----|---------|-------|
| Ken Anderson..... | 328 | 213 | 2667 | 64.9 | 8.13 | 18 | 5.5 | 10 | 3.0 | 77t | 36-292 | 95.7 |
| Wayne Clark..... | 22 | 9 | 98 | 40.9 | 4.45 | 0 | 0.0 | 3 | 13.6 | 19 | 1-1 | 15.2 |
| Dave Green..... | 2 | 1 | 22 | 50.0 | 11.00 | 0 | 0.0 | 0 | 0.0 | 22 | 0-0 | 89.6 |
| Lenvil Elliott..... | 1 | 1 | 17 | 100.0 | 17.00 | 0 | 0.0 | 0 | 0.0 | 17 | 0-0 | 118.8 |
| BENGALS..... | 353 | 224 | 2804 | 63.5 | 7.94 | 18 | 5.1 | 13 | 3.7 | 77t | 37-293 | 89.7 |
| OPPONENTS..... | 359 | 186 | 2110 | 51.8 | 5.88 | 13 | 3.6 | 9 | 2.5 | 64 | 36-320 | 71.4 |

| RUSHING | ATT | YDS | AVG | LG | TD |
|---------------------|-----|------|-----|----|----|
| Charlie Davis..... | 72 | 375 | 5.2 | 29 | 0 |
| Lenvil Elliott..... | 68 | 345 | 5.1 | 26 | 1 |
| Ken Anderson..... | 43 | 314 | 7.3 | 20 | 2 |
| Boobie Clark..... | 99 | 312 | 3.2 | 22 | 5 |
| Doug Dressler..... | 72 | 255 | 3.5 | 17 | 2 |
| Ed Williams..... | 58 | 238 | 4.1 | 18 | 3 |
| Isaac Curtis..... | 8 | 62 | 7.8 | 20 | 0 |
| Essex Johnson..... | 19 | 44 | 2.3 | 11 | 0 |
| Charlie Joiner..... | 4 | 20 | 5.0 | 8 | 0 |
| Wayne Clark..... | 1 | 8 | 8.0 | 8t | 1 |
| John McDaniel..... | 1 | 5 | 5.0 | 5 | 0 |
| BENGALS..... | 445 | 1978 | 4.4 | 29 | 14 |
| OPPONENTS..... | 497 | 2152 | 4.3 | 54 | 16 |

| RECEIVING | REC | YDS | AVG | LG | TD |
|----------------------|-----|------|------|-----|----|
| Chip Myers..... | 32 | 383 | 12.0 | 22 | 1 |
| Isaac Curtis..... | 30 | 633 | 21.1 | 77t | 10 |
| Doug Dressler..... | 29 | 196 | 6.8 | 23 | 0 |
| Charlie Joiner..... | 24 | 390 | 16.3 | 65t | 1 |
| Boobie Clark..... | 23 | 194 | 8.4 | 23 | 1 |
| Bob Trumpy..... | 21 | 330 | 15.7 | 41 | 2 |
| Charlie Davis..... | 19 | 171 | 9.0 | 32 | 0 |
| Lenvil Elliott..... | 18 | 187 | 10.4 | 28t | 1 |
| Ed Williams..... | 13 | 98 | 7.5 | 19t | 1 |
| Essex Johnson..... | 8 | 85 | 10.6 | 27t | 1 |
| John McDaniel..... | 2 | 79 | 39.5 | 60 | 0 |
| Bruce Coslet..... | 2 | 24 | 12.0 | 18 | 0 |
| Bernard Jackson..... | 1 | 22 | 22.0 | 22 | 0 |
| Al Chandler..... | 1 | 9 | 9.0 | 9 | 0 |
| Bob Johnson..... | 1 | 3 | 3.0 | 3 | 0 |
| BENGALS..... | 224 | 2804 | 12.5 | 77t | 18 |
| OPPONENTS..... | 186 | 2110 | 11.3 | 64 | 13 |

| INTERCEPTIONS | NO | YDS | AVG | LG | TD |
|----------------------|----|-----|------|----|----|
| Ken Riley..... | 5 | 33 | 6.6 | 19 | 0 |
| Tommy Casanova..... | 2 | 26 | 13.0 | 26 | 0 |
| Al Beauchamp..... | 1 | 34 | 34.0 | 34 | 0 |
| Bernard Jackson..... | 1 | 17 | 17.0 | 17 | 0 |
| BENGALS..... | 9 | 110 | 12.2 | 34 | 0 |
| OPPONENTS..... | 13 | 140 | 10.8 | 40 | 0 |

| PUNTING | NO | YDS | AVG | NET | TB | IN-20 | LG | BLK. |
|-----------------|----|------|------|-----|----|-------|----|------|
| Dave Green..... | 66 | 2701 | 40.9 | — | 10 | — | 53 | 0 |
| BENGALS..... | 66 | 2701 | 40.9 | — | 10 | — | 53 | 0 |
| OPPONENTS..... | 81 | 3061 | 37.8 | — | — | — | — | — |

| PUNT RETURNS | NO | FC | YDS | AVG | LG | TD |
|---------------------|----|----|-----|------|-----|----|
| Tommy Casanova..... | 24 | 2 | 265 | 11.0 | 74 | 0 |
| Lemar Parrish..... | 18 | 1 | 338 | 18.8 | 90t | 2 |
| Lyle Blackwood..... | 10 | 3 | 29 | 2.9 | 11 | 0 |
| BENGALS..... | 52 | 6 | 632 | 12.2 | 90t | 2 |
| OPPONENTS..... | 41 | — | 457 | 11.1 | — | 0 |

| KICKOFF RETURNS | NO | YDS | AVG | LG | TD |
|----------------------|----|------|------|----|----|
| Bernard Jackson..... | 29 | 682 | 23.5 | 45 | 0 |
| Charlie Davis..... | 12 | 243 | 20.3 | 28 | 0 |
| John McDaniel..... | 3 | 64 | 21.3 | 24 | 0 |
| Tommy Casanova..... | 1 | 48 | 48.0 | 48 | 0 |
| Lemar Parrish..... | 2 | 36 | 18.0 | 21 | 0 |
| Ed Williams..... | 2 | 33 | 16.5 | 22 | 0 |
| Doug Dressler..... | 3 | 32 | 10.7 | 18 | 0 |
| Lyle Blackwood..... | 1 | 17 | 17.0 | 17 | 0 |
| Lenvil Elliott..... | 1 | 2 | 2.0 | 2 | 0 |
| BENGALS..... | 54 | 1157 | 21.4 | 48 | 0 |
| OPPONENTS..... | 55 | 1198 | 21.8 | — | 0 |

| FIELD GOALS | 1-19 | 20-29 | 30-39 | 40-49 | 50+ |
|---------------------|------|-------|-------|-------|-----|
| Horst Muhlmann..... | 1-1 | 2-2 | 5-9 | 3-6 | 0-0 |
| BENGALS..... | 1-1 | 2-2 | 5-9 | 3-6 | 0-0 |

Horst Muhlmann: (32G), (34N, 34G), (—), (—), (45N), (—), (—), (40B, 18G, 33B), (30G), (28G, 46N), (39N), (29G), (42G, 34G, 40G, 47G), (38B, 32G).

USUAL STARTERS

| OFFENSE | DEFENSE |
|-------------------|--------------------|
| WR Isaac Curtis | LDE Ken Johnson |
| LOT Rufus Mayes | LDT Mike Reid |
| LG Howard Fest | ROT Ron Carpenter |
| C Bob Johnson | RDE Sherman White |
| RG John Shinnors, | LLB Al Beauchamp |
| Pat Matson | MLB Doug Adams, |
| Stan Walters | Jim LeClair, |
| TE Bob Trumpy | Ken Avery |
| WR Charlie Joiner | RLB Ron Pritchard |
| QB Ken Anderson | LCB Lemar Parrish |
| RB Charlie Davis | RCB Ken Riley |
| RB Boobie Clark | LS Bernard Jackson |
| | RS Tommy Casanova |

| DEFENSE | ST | AT | TT | SKS-YDS | INT-YDS | PD | FF | FR-YDS |
|---------|----|----|----|---------|---------|----|----|--------|
| (NA**) | — | — | — | — | — | — | — | — |

* NOTE: Time of possession was not recorded until 1977.

** NOTE: The two-point conversion was not instituted in the NFL until 1994.

*** NOTE: Regular-season defensive statistics were not kept regularly until 1976.

1975 STATISTICS

RECORD: 11-3-0

HEAD COACH: PAUL BROWN
(BENGALS WERE WILD CARD QUALIFIER; SEE POSTSEASON
PORTION OF TEAM HISTORY SECTION FOR POSTSEASON STATS)

| DATE | W-L | SCORE | OPPONENT | ATTENDANCE |
|----------|-----|-------|-----------------|------------|
| 9-21-75 | W | 24-17 | CLEVELAND | 52,874 |
| 9-28-75 | W | 21-0 | at New Orleans | 52,531 |
| 10-5-75 | W | 21-19 | at Houston | 45,321 |
| 10-12-75 | W | 27-10 | NEW ENGLAND | 51,220 |
| 10-19-75 | W | 14-10 | OAKLAND | 48,122 |
| 10-26-75 | W | 21-14 | at Atlanta | 45,811 |
| 11-2-75 | L | 24-30 | PITTSBURGH | 58,418 |
| 11-9-75 | W | 17-16 | at Denver | 49,919 |
| 11-17-75 | W | 33-24 | BUFFALO | 56,666 |
| 11-23-75 | L | 23-35 | at Cleveland | 56,427 |
| 11-30-75 | W | 23-19 | HOUSTON | 46,128 |
| 12-7-75 | W | 31-0 | at Philadelphia | 56,984 |
| 12-13-75 | L | 14-35 | at Pittsburgh | 48,889 |
| 12-21-75 | W | 47-17 | SAN DIEGO | 46,474 |

| TEAM STATISTICS | BENGALS | OPPONENTS |
|---------------------|---------|-----------|
| TOTAL FIRST DOWNS | 295 | 241 |
| Rushing | 107 | 115 |
| Passing | 166 | 107 |
| Penalty | 22 | 19 |
| 3rd Down: Made-Att. | — | — |
| 3rd Down Pct. | — | — |
| 4th Down: Made-Att. | — | — |
| 4th Down Pct. | — | — |
| POSSESSION AVG. | (*NA) | (*NA) |
| TOTAL NET YARDS | 5060 | 3923 |
| Avg. Per Game | 361.4 | 280.2 |
| Total Plays | 966 | 889 |
| Avg. Per Play | 5.2 | 4.4 |
| NET YARDS RUSHING | 1819 | 2194 |
| Avg. Per Game | 129.9 | 156.7 |
| Total Rushes | 499 | 473 |
| NET YARDS PASSING | 3241 | 1729 |
| Avg. Per Game | 231.5 | 123.5 |
| Sacked-Yards Lost | 34-256 | 27-272 |
| Gross Yards | 3497 | 2001 |
| Att.-Completions | 433-255 | 389-175 |
| Completion Pct. | 58.9 | 45.0 |
| Had Intercepted | 14 | 22 |
| PUNTS-AVG. | 68-39.0 | 77-40.9 |
| Net Punting Avg. | — | — |
| PENALTIES-YARDS | 88-783 | 91-824 |
| FUMBLES-BALLS LOST | 31-20 | 39-22 |
| TOUCHDOWNS | 45 | 30 |
| Rushing | 20 | 15 |
| Passing | 23 | 11 |
| Returns | 2 | 4 |

| SCORE BY PERIODS | 1 | 2 | 3 | 4 | OT | PTS |
|------------------|----|-----|----|----|----|-----|
| BENGALS | 84 | 120 | 54 | 82 | 0 | 340 |
| OPPONENTS | 36 | 77 | 68 | 65 | 0 | 246 |

| SCORING | TD | TD-R | TD-P | TD-R | PAT | FG | S | PTS |
|----------------|----|------|------|------|-------|-------|---|-----|
| Dave Green | 0 | 0 | 0 | 0 | 40-45 | 10-21 | 0 | 70 |
| Stan Fritts | 10 | 8 | 2 | 0 | — | — | 0 | 60 |
| Isaac Curtis | 7 | 0 | 7 | 0 | — | — | 0 | 42 |
| Charlie Joiner | 5 | 0 | 5 | 0 | — | — | 0 | 30 |
| Boobie Clark | 4 | 4 | 0 | 0 | — | — | 0 | 24 |
| Lenvil Elliott | 4 | 1 | 3 | 0 | — | — | 0 | 24 |
| Chip Myers | 3 | 0 | 3 | 0 | — | — | 0 | 18 |
| Ed Williams | 3 | 2 | 1 | 0 | — | — | 0 | 18 |
| Ken Anderson | 2 | 2 | 0 | 0 | — | — | 0 | 12 |
| Essex Johnson | 2 | 1 | 1 | 0 | — | — | 0 | 12 |
| John Reaves | 2 | 2 | 0 | 0 | — | — | 0 | 12 |
| Marvin Cobb | 1 | 0 | 0 | 1 | — | — | 0 | 6 |
| Ken Riley | 1 | 0 | 0 | 1 | — | — | 0 | 6 |
| Bob Trumpy | 1 | 0 | 1 | 0 | — | — | 0 | 6 |
| BENGALS | 45 | 20 | 23 | 2 | 40-45 | 10-21 | 0 | 340 |
| OPPONENTS | 30 | 15 | 11 | 4 | 26-30 | 12-14 | 2 | 246 |

Two-point conversions: (NA*).

| PASSING | ATT | CMP | YDS | CMP% | YDS/ATT | TD | TD% | INT | INT% | LG | SKD-YDS | RAT |
|--------------|-----|-----|------|------|---------|----|-----|-----|------|----|---------|------|
| Ken Anderson | 377 | 228 | 3169 | 60.5 | 8.41 | 21 | 5.6 | 11 | 2.9 | 55 | 32-247 | 93.9 |
| John Reaves | 51 | 25 | 297 | 49.0 | 5.82 | 2 | 3.9 | 3 | 5.9 | 51 | 2-9 | 55.8 |
| Stan Fritts | 4 | 2 | 31 | 50.0 | 7.75 | 0 | 0.0 | 0 | 0.0 | 16 | 0-0 | 76.0 |
| Dave Green | 1 | 0 | 0 | 0.0 | 0.00 | 0 | 0.0 | 0 | 0.0 | — | 0-0 | 39.6 |
| BENGALS | 433 | 255 | 3497 | 58.9 | 8.08 | 23 | 5.3 | 14 | 3.2 | 55 | 34-256 | 89.0 |
| OPPONENTS | 389 | 175 | 2001 | 45.0 | 5.14 | 11 | 2.8 | 22 | 5.7 | 48 | 27-272 | 46.9 |

USUAL STARTERS

| OFFENSE | DEFENSE |
|--------------------|--------------------|
| WR Isaac Curtis | LDE Ken Johnson |
| LOT Rufus Mayes | LDT Bob Brown |
| LG Howard Fest | RDT Ron Carpenter |
| C Bob Johnson | RDE Sherman White |
| RG Dave Lapham | LLB Al Beauchamp |
| ROT Vernon Holland | MLB Jim LeClair |
| TE Bob Trumpy | RLB Ron Pritchard |
| WR Charlie Joiner | LCB Lemar Parrish |
| QB Ken Anderson | RCB Ken Riley |
| HB Stan Fritts | LS Tommy Casanova |
| Lenvil Elliott | RS Bernard Jackson |
| Boobie Clark | |

| DEFENSE | ST | AT | TT | SKS-YDS | INT-YDS | PD | FF | FR-YDS |
|---------|----|----|----|---------|---------|----|----|--------|
| (NA**) | — | — | — | — | — | — | — | — |

| RUSHING | ATT | YDS | AVG | LG | TD |
|----------------|-----|------|------|----|----|
| Boobie Clark | 167 | 594 | 3.6 | 17 | 4 |
| Stan Fritts | 94 | 375 | 4.0 | 22 | 8 |
| Lenvil Elliott | 71 | 308 | 4.3 | 27 | 1 |
| Ken Anderson | 49 | 188 | 3.8 | 29 | 2 |
| Essex Johnson | 58 | 177 | 3.1 | 15 | 1 |
| Ed Williams | 35 | 136 | 3.9 | 19 | 2 |
| Champ Henson | 11 | 38 | 3.5 | 8 | 0 |
| John Reaves | 6 | 13 | 2.2 | 9 | 2 |
| Bruce Coslet | 1 | 1 | 1.0 | 1 | 0 |
| John McDaniel | 1 | -2 | -2.0 | -2 | 0 |
| Isaac Curtis | 6 | -9 | -1.5 | 14 | 0 |
| BENGALS | 499 | 1819 | 3.6 | 29 | 20 |
| OPPONENTS | 473 | 2194 | 4.6 | 55 | 15 |

| RECEIVING | REC | YDS | AVG | LG | TD |
|----------------|-----|------|------|-----|----|
| Isaac Curtis | 44 | 934 | 21.2 | 55 | 7 |
| Boobie Clark | 42 | 334 | 8.0 | 27 | 0 |
| Charlie Joiner | 37 | 726 | 19.6 | 51 | 5 |
| Chip Myers | 36 | 527 | 14.6 | 34t | 3 |
| Essex Johnson | 25 | 196 | 7.8 | 30 | 1 |
| Bob Trumpy | 22 | 276 | 12.5 | 35t | 1 |
| Lenvil Elliott | 20 | 196 | 9.8 | 31 | 3 |
| Bruce Coslet | 10 | 117 | 11.7 | 18 | 0 |
| Ed Williams | 10 | 96 | 9.6 | 20 | 1 |
| Stan Fritts | 6 | 63 | 10.5 | 17t | 2 |
| Jack Novak | 2 | 34 | 17.0 | 19 | 0 |
| Champ Henson | 1 | -2 | -2.0 | -2 | 0 |
| BENGALS | 255 | 3497 | 13.7 | 55 | 23 |
| OPPONENTS | 175 | 2001 | 11.4 | 48 | 11 |

| INTERCEPTIONS | NO | YDS | AVG | LG | TD |
|-----------------|----|-----|------|-----|----|
| Ken Riley | 6 | 76 | 12.7 | 30t | 1 |
| Bernard Jackson | 5 | 97 | 19.4 | 34 | 0 |
| Marvin Cobb | 4 | 116 | 29.0 | 52t | 1 |
| Jim LeClair | 3 | 25 | 8.3 | 21 | 0 |
| Lyle Blackwood | 2 | 44 | 22.0 | 40 | 0 |
| Ricky Davis | 1 | 26 | 26.0 | 26 | 0 |
| Lemar Parrish | 1 | 26 | 26.0 | 26 | 0 |
| BENGALS | 22 | 410 | 18.6 | 52t | 2 |
| OPPONENTS | 14 | 244 | 17.4 | 65 | 1 |

| PUNTING | NO | YDS | AVG | NET | TB | IN-20 | LG | BLK. |
|------------|----|------|------|-----|----|-------|----|------|
| Dave Green | 68 | 2655 | 39.0 | — | 6 | — | 57 | 1 |
| BENGALS | 68 | 2655 | 39.0 | — | 6 | — | 57 | 1 |
| OPPONENTS | 77 | 3150 | 40.7 | — | — | — | — | — |

| PUNT RETURNS | NO | FC | YDS | AVG | LG | TD |
|----------------|----|----|-----|-----|----|----|
| Lyle Blackwood | 23 | 0 | 123 | 5.3 | 31 | 0 |
| Lemar Parrish | 13 | 1 | 83 | 6.4 | 34 | 0 |
| Tommy Casanova | 11 | 2 | 60 | 5.5 | 12 | 0 |
| Marvin Cobb | 1 | 3 | 1 | 1.0 | 1 | 0 |
| BENGALS | 48 | 6 | 267 | 5.6 | 34 | 0 |
| OPPONENTS | 42 | — | 386 | 9.2 | — | 1 |

| KICKOFF RETURNS | NO | YDS | AVG | LG | TD |
|-----------------|----|------|------|----|----|
| Bernard Jackson | 25 | 587 | 23.5 | 39 | 0 |
| Lenvil Elliott | 13 | 272 | 20.9 | 46 | 0 |
| Lemar Parrish | 4 | 114 | 28.5 | 64 | 0 |
| John McDaniel | 3 | 69 | 23.0 | 26 | 0 |
| Brad Cousino | 1 | 0 | 0.0 | 0 | 0 |
| BENGALS | 46 | 1042 | 22.7 | 64 | 0 |
| OPPONENTS | 66 | 1558 | 23.6 | — | 0 |

| FIELD GOALS | 1-19 | 20-29 | 30-39 | 40-49 | 50+ |
|-------------|------|-------|-------|-------|-----|
| Dave Green | 1-1 | 5-8 | 1-7 | 3-5 | 0-0 |
| BENGALS | 1-1 | 5-8 | 1-7 | 3-5 | 0-0 |

Dave Green: (44G, 29N), (33N), (—), (21G, 29G), (37N), (41N), (23G), (45G, 28N, 35N), (28G, 18G, 37N), (21G, 25N), (33G), (37N, 48G), (36N, 47N), (—).

* NOTE: Time of possession was not recorded until 1977.

** NOTE: The two-point conversion was not instituted in the NFL until 1994.

*** NOTE: Regular-season defensive statistics were not kept regularly until 1976.

1976 STATISTICS

RECORD: 10-4-0

HEAD COACH: BILL JOHNSON

| DATE | W-L | SCORE | OPPONENT | ATTENDANCE |
|----------|-----|-------|----------------|------------|
| 9-12-76 | W | 17-7 | DENVER | 53,464 |
| 9-19-76 | L | 27-28 | at Baltimore | 50,374 |
| 9-26-76 | W | 28-7 | GREEN BAY | 44,103 |
| 10-3-76 | W | 45-24 | at Cleveland | 75,817 |
| 10-10-76 | W | 21-0 | TAMPA BAY | 49,700 |
| 10-17-76 | L | 6-23 | at Pittsburgh | 48,311 |
| 10-24-76 | W | 27-7 | at Houston | 45,499 |
| 10-31-76 | W | 21-6 | CLEVELAND | 54,776 |
| 11-8-76 | W | 20-12 | LOS ANGELES | 52,480 |
| 11-14-76 | W | 31-27 | HOUSTON | 53,243 |
| 11-21-76 | W | 27-24 | at Kansas City | 46,259 |
| 11-28-76 | L | 3-7 | PITTSBURGH | 55,142 |
| 12-6-76 | L | 20-35 | at Oakland | 52,430 |
| 12-12-76 | W | 42-3 | at N.Y. Jets | 31,067 |

| TEAM STATISTICS | BENGALS | OPPONENTS |
|-------------------------|---------|-----------|
| TOTAL FIRST DOWNS..... | 238 | 234 |
| Rushing..... | 114 | 116 |
| Passing..... | 110 | 103 |
| Penalty..... | 14 | 15 |
| 3rd Down: Made-Att..... | — | — |
| 3rd Down Pct..... | — | — |
| 4th Down: Made-Att..... | — | — |
| 4th Down Pct..... | — | — |
| POSSESSION AVG..... | (NA) | (NA) |
| TOTAL NET YARDS..... | 4300 | 3670 |
| Avg. Per Game..... | 307.1 | 262.1 |
| Total Plays..... | 930 | 930 |
| Avg. Per Play..... | 4.9 | 3.9 |
| NET YARDS RUSHING..... | 2109 | 1912 |
| Avg. Per Game..... | 150.6 | 136.6 |
| Total Rushes..... | 481 | 520 |
| NET YARDS PASSING..... | 2191 | 1758 |
| Avg. Per Game..... | 156.5 | 125.6 |
| Sacked-Yards Lost..... | 37-252 | 46-444 |
| Gross Yards..... | 2443 | 2202 |
| Att.-Completions..... | 360-187 | 364-177 |
| Completion Pct..... | 51.9 | 48.6 |
| Had Intercepted..... | 15 | 26 |
| PUNTS-AVG..... | 76-39.5 | 86-38.2 |
| Net Punting Avg..... | 33.6 | 32.6 |
| PENALTIES-YARDS..... | 79-700 | 90-768 |
| FUMBLES-BALLS LOST..... | 38-20 | 34-15 |
| TOUCHDOWNS..... | 42 | 25 |
| Rushing..... | 15 | 11 |
| Passing..... | 21 | 13 |
| Returns..... | 6 | 1 |

| SCORE BY PERIODS | 1 | 2 | 3 | 4 | OT | PTS |
|------------------|----|----|----|----|----|-----|
| BENGALS..... | 91 | 85 | 91 | 68 | 0 | 335 |
| OPPONENTS..... | 44 | 63 | 49 | 54 | 0 | 210 |

| SCORING | TD | TD-R | TD-P | TD-RI | PAT | FG | S | PTS |
|---------------------|----|------|------|-------|-------|-------|---|-----|
| Chris Bahr..... | 0 | 0 | 0 | 0 | 39-42 | 14-27 | 0 | 81 |
| Boobie Clark..... | 8 | 7 | 1 | 0 | — | — | 0 | 48 |
| Bob Trumphy..... | 7 | 0 | 7 | 0 | — | — | 0 | 42 |
| Isaac Curtis..... | 6 | 0 | 6 | 0 | — | — | 0 | 36 |
| Tommy Casanova..... | 3 | 0 | 0 | 3 | — | — | 0 | 18 |
| Lenvil Elliott..... | 3 | 0 | 3 | 0 | — | — | 0 | 18 |
| Stan Fritts..... | 3 | 3 | 0 | 0 | — | — | 0 | 18 |
| Archie Griffin..... | 3 | 3 | 0 | 0 | — | — | 0 | 18 |
| Bruce Coslet..... | 2 | 0 | 2 | 0 | — | — | 0 | 12 |
| Ken Anderson..... | 1 | 1 | 0 | 0 | — | — | 0 | 6 |
| Tony Davis..... | 1 | 1 | 0 | 0 | — | — | 0 | 6 |
| John McDaniel..... | 1 | 0 | 1 | 0 | — | — | 0 | 6 |
| Melvin Morgan..... | 1 | 0 | 0 | 1 | — | — | 0 | 6 |
| Chip Myers..... | 1 | 0 | 1 | 0 | — | — | 0 | 6 |
| Ken Riley..... | 1 | 0 | 0 | 1 | — | — | 0 | 6 |
| Willie Shelby..... | 1 | 0 | 0 | 1 | — | — | 0 | 6 |
| Coy Bacon..... | 0 | 0 | 0 | 0 | — | — | 1 | 2 |
| BENGALS..... | 42 | 15 | 21 | 6 | 39-42 | 14-27 | 1 | 335 |
| OPPONENTS..... | 25 | 11 | 13 | 1 | 24-55 | 12-22 | 0 | 210 |

Two-point conversions: (NA**).

| PASSING | ATT | CMP | YDS | CMP% | YDS/ATT | TD | TD% | INT | INT% | LG | SKD-YDS | RAT |
|-------------------|-----|-----|------|------|---------|----|-----|-----|------|-----|---------|-------|
| Ken Anderson..... | 338 | 179 | 2367 | 53.0 | 7.00 | 19 | 5.6 | 14 | 4.1 | 85t | 34-235 | 76.9 |
| John Reaves..... | 22 | 8 | 76 | 36.4 | 3.45 | 2 | 9.1 | 1 | 4.5 | 19 | 3-17 | 58.1 |
| BENGALS..... | 360 | 187 | 2443 | 51.9 | 6.79 | 21 | 5.8 | 15 | 4.2 | 85t | 37-252 | 75.7 |
| OPPONENTS..... | 364 | 177 | 2202 | 48.6 | 6.05 | 13 | 3.6 | 26 | 7.1 | 68t | 46-444 | -50.0 |

| RUSHING | ATT | YDS | AVG | LG | TD |
|---------------------|-----|------|-------|-----|----|
| Boobie Clark..... | 151 | 671 | 4.4 | 24 | 7 |
| Archie Griffin..... | 138 | 625 | 4.5 | 77t | 3 |
| Lenvil Elliott..... | 69 | 276 | 4.0 | 24 | 0 |
| Stan Fritts..... | 47 | 200 | 4.3 | 13 | 3 |
| Tony Davis..... | 36 | 178 | 4.9 | 16 | 1 |
| Ken Anderson..... | 31 | 134 | 4.3 | 25 | 1 |
| Isaac Curtis..... | 3 | 29 | 9.7 | 19 | 0 |
| Willie Shelby..... | 5 | 9 | 1.8 | 3 | 0 |
| Billy Brooks..... | 1 | -13 | -13.0 | -13 | 0 |
| BENGALS..... | 481 | 2109 | 4.4 | 77t | 15 |
| OPPONENTS..... | 520 | 1912 | 3.7 | 29 | 11 |

| RECEIVING | REC | YDS | AVG | LG | TD |
|---------------------|-----|------|------|-----|----|
| Isaac Curtis..... | 41 | 766 | 18.7 | 85t | 6 |
| Boobie Clark..... | 23 | 158 | 6.9 | 19 | 1 |
| Lenvil Elliott..... | 22 | 188 | 8.5 | 29t | 3 |
| Bob Trumphy..... | 21 | 323 | 15.4 | 48t | 7 |
| Chip Myers..... | 17 | 267 | 15.7 | 63 | 1 |
| Billy Brooks..... | 16 | 191 | 11.9 | 25 | 0 |
| Archie Griffin..... | 16 | 138 | 8.6 | 23 | 0 |
| John McDaniel..... | 12 | 232 | 19.3 | 46 | 1 |
| Stan Fritts..... | 9 | 75 | 8.3 | 19 | 0 |
| Bruce Coslet..... | 5 | 73 | 14.6 | 32 | 2 |
| Tony Davis..... | 4 | 29 | 7.3 | 11 | 0 |
| Willie Shelby..... | 1 | 3 | 3.0 | 3 | 0 |
| BENGALS..... | 187 | 2443 | 13.1 | 85t | 21 |
| OPPONENTS..... | 177 | 2202 | 12.4 | 68t | 13 |

| INTERCEPTIONS | NO | YDS | AVG | LG | TD |
|----------------------|----|-----|------|-----|----|
| Ken Riley..... | 9 | 141 | 15.7 | 53t | 1 |
| Tommy Casanova..... | 5 | 109 | 21.8 | 33t | 2 |
| Marvin Cobb..... | 3 | 55 | 18.3 | 28 | 0 |
| Lemar Parrish..... | 2 | 0 | 0.0 | 0 | 0 |
| Bo Harris..... | 2 | -3 | -1.5 | 0 | 0 |
| Reggie Williams..... | 1 | 17 | 17.0 | 17 | 0 |
| Jim LeClair..... | 1 | 9 | 9.0 | 9 | 0 |
| Chris Devlin..... | 1 | 2 | 2.0 | 2 | 0 |
| Bernard Jackson..... | 1 | 0 | 0.0 | 0 | 0 |
| Ron Pritchard..... | 1 | 0 | 0.0 | 0 | 0 |
| BENGALS..... | 26 | 330 | 12.7 | 53t | 3 |
| OPPONENTS..... | 15 | 102 | 6.8 | 29 | 0 |

| PUNTING | NO | YDS | AVG | NET | TB | IN-20 | LG | BLK. |
|------------------|----|------|------|------|----|-------|----|------|
| Pat McNally..... | 76 | 2999 | 39.5 | 33.6 | 6 | 12 | 61 | 0 |
| BENGALS..... | 76 | 2999 | 39.5 | 33.6 | 6 | 12 | 61 | 0 |
| OPPONENTS..... | 86 | 3287 | 38.2 | 32.6 | 7 | 18 | 74 | 0 |

| PUNT RETURNS | NO | FC | YDS | AVG | LG | TD |
|---------------------|----|----|-----|-----|----|----|
| Willie Shelby..... | 21 | 4 | 162 | 7.7 | 30 | 0 |
| Lemar Parrish..... | 20 | 2 | 122 | 6.1 | 32 | 0 |
| Tommy Casanova..... | 10 | 2 | 45 | 4.5 | 15 | 0 |
| Marvin Cobb..... | 3 | 2 | 14 | 4.7 | 7 | 0 |
| Tony Davis..... | 0 | 3 | 0 | — | — | 0 |
| BENGALS..... | 54 | 13 | 343 | 6.4 | 32 | 0 |
| OPPONENTS..... | 41 | — | 323 | 7.9 | — | 1 |

| KICKOFF RETURNS | NO | YDS | AVG | LG | TD |
|---------------------|----|------|------|-----|----|
| Willie Shelby..... | 30 | 761 | 25.4 | 97t | 1 |
| Lenvil Elliott..... | 5 | 98 | 19.6 | 22 | 0 |
| Lemar Parrish..... | 3 | 62 | 20.7 | 28 | 0 |
| Archie Griffin..... | 3 | 56 | 18.7 | 23 | 0 |
| Ron Hunt..... | 2 | 24 | 12.0 | 17 | 0 |
| Tony Davis..... | 4 | 21 | 5.3 | 12 | 0 |
| Melvin Morgan..... | 1 | 14 | 14.0 | 14 | 0 |
| Stan Fritts..... | 1 | 10 | 10.0 | 10 | 0 |
| BENGALS..... | 49 | 1046 | 21.3 | 97t | 1 |
| OPPONENTS..... | 66 | 1616 | 24.5 | — | 0 |

| FIELD GOALS | 1-19 | 20-29 | 30-39 | 40-49 | 50+ |
|--|------|-------|-------|-------|-----|
| Chris Bahr..... | 1-1 | 6-8 | 2-4 | 3-8 | 2-6 |
| BENGALS..... | 1-1 | 6-8 | 2-4 | 3-8 | 2-6 |
| Chris Bahr: (21G, 44N, 46N), (51G, 26G), (38B, 50N, 45B, 40N), (40G), (22N), (22G, 19G, 34N), (28G, 34G, 46N), (28N), (50N), (50G), (51N), (40G), (50N), (33G, 47G, 20G, 25G). | | | | | |

USUAL STARTERS

| OFFENSE | DEFENSE |
|--------------------|---------------------------------|
| WR Billy Brooks | LDE Gary Burley |
| LOT Rufus Mayes | LDT Bob Brown |
| LG John Shiners | RDT Ron Carpenter |
| C Bob Johnson | RDE Coy Bacon |
| RG Dave Lapham | LLB Bo Harris |
| ROT Vernon Holland | MLB Jim LeClair |
| TE Bob Trumphy | RLB Reggie Williams |
| WR Isaac Curtis | LCB Lemar Parrish |
| QB Ken Anderson | RCB Ken Riley |
| HB Archie Griffin | LS Tommy Casanova |
| FB Boobie Clark | RS Marvin Cobb, Bernard Jackson |

| DEFENSE*** | ST | AT | TT | SKS-YDS | INT-YDS | PD | FF | FR-YDS |
|----------------------|----|----|-----|---------|---------|----|----|--------|
| Reggie Williams..... | 83 | 23 | 106 | 2-24 | 1-17 | 7 | 0 | 0-0 |
| Jim LeClair..... | 81 | 25 | 106 | 0-0 | 1-9 | 3 | 1 | 0-0 |
| Gary Burley..... | 69 | 11 | 80 | 10-90.5 | 0-0 | 1 | 1 | 1-0 |
| Bo Harris..... | 54 | 15 | 69 | 1.5-5.5 | 2-(-3) | 4 | 3 | 1-(-2) |
| Bob Brown..... | 55 | 10 | 65 | 2-21 | 0-0 | 0 | 1 | 1-0 |
| Ron Carpenter..... | 50 | 15 | 65 | 5.5-54 | 0-0 | 3 | 0 | 2-0 |
| Coy Bacon..... | 52 | 10 | 62 | 22-217 | 0-0 | 2 | 5 | 2-48 |
| Marvin Cobb..... | 36 | 7 | 43 | 0-0 | 3-55 | 5 | 0 | 0-0 |
| Lemar Parrish..... | 36 | 7 | 43 | 0-0 | 2-0 | 12 | 0 | 0-0 |
| Bernard Jackson..... | 30 | 5 | 35 | 0-0 | 1-0 | 8 | 0 | 3-13 |
| Glenn Cameron..... | 27 | 6 | 33 | 0-0 | 0-0 | 1 | 0 | 0-0 |
| Tommy Casanova..... | 25 | 6 | 31 | 0-0 | 5-109 | 7 | 0 | 1-25 |
| Ken Riley..... | 28 | 2 | 30 | 0-0 | 9-141 | 14 | 0 | 2-0 |
| Melvin Morgan..... | 19 | 3 | 22 | 0-0 | 0-0 | 3 | 0 | 1-32 |
| Chris Devlin..... | 15 | 4 | 19 | 0-0 | 1-2 | 1 | 0 | 0-0 |
| Scott Perry..... | 14 | 3 | 17 | 0-0 | 0-0 | 2 | 0 | 1-0 |
| Ron Pritchard..... | 14 | 1 | 15 | 1-12 | 1-0 | 1 | 1 | 0-0 |
| Tony Davis..... | 9 | 2 | 11 | 0-0 | 0-0 | 0 | 0 | 0-0 |
| Greg Fairchild..... | 5 | 2 | 7 | 0-0 | 0-0 | 0 | 0 | 0-0 |
| Ken Johnson..... | 5 | 2 | 7 | 1-10 | 0-0 | 2 | 0 | 0-0 |
| Bill Kollar..... | 5 | 0 | 5 | 1-10 | 0-0 | 1 | 0 | 0-0 |
| Willie Shelby..... | 5 | 0 | 5 | 0-0 | 0-0 | 0 | 0 | 0-0 |
| Bob Johnson..... | 3 | 1 | 4 | 0-0 | 0-0 | 0 | 0 | 0-0 |
| Dave Lapham..... | 3 | 0 | 3 | 0-0 | 0-0 | 0 | 0 | 0-0 |
| John McDaniel..... | 3 | 0 | 3 | 0-0 | 0-0 | 0 | 0 | 0-0 |
| Stan Fritts..... | 2 | 0 | 2 | 0-0 | 0-0 | 0 | 0 | 0-0 |
| Ron Hunt..... | 2 | 0 | 2 | 0-0 | 0-0 | 0 | 0 | 0-0 |
| Chip Myers..... | 2 | 0 | 2 | 0-0 | 0-0 | 0 | 0 | 0-0 |
| Bruce Coslet..... | 1 | 1 | 2 | 0-0 | 0-0 | 0 | 0 | 0-0 |
| Glenn Bujnoch..... | 1 | 0 | 1 | 0-0 | 0-0 | 0 | 0 | 0-0 |
| Boobie Clark..... | 1 | 0 | 1 | 0-0 | 0-0 | 0 | 0 | 0-0 |
| Lenvil Elliott..... | 1 | 0 | 1 | 0-0 | 0-0 | 0 | 0 | 0-0 |
| John Shiners..... | 1 | 0 | 1 | 0-0 | 0-0 | 0 | 0 | 0-0 |

| BLOCKED KICKS | BP | BFG | BXP |
|--------------------|----|-----|-----|
| Coy Bacon..... | 0 | 1 | 0 |
| Ron Carpenter..... | 0 | 1 | 0 |
| Melvin Morgan..... | 0 | 1 | 0 |

* NOTE: Time of possession was not recorded until 1977.

** NOTE: The two-point conversion was not instituted in the NFL until 1994.

*** NOTE: It was not standard practice to separate the three types of defensive statistics — defense, special teams and miscellaneous — until 1988. Thus, the defensive statistics listed above include the combined totals of all three types. All defensive statistics above are press box statistics produced at the games.

1977 STATISTICS

RECORD: 8-6-0

HEAD COACH: BILL JOHNSON

| DATE | W-L | SCORE | OPPONENT | ATTENDANCE |
|----------|-----|------------|----------------|------------|
| 9-18-77 | L | 3-13 | CLEVELAND | 52,847 |
| 9-25-77 | W | 42-20 | SEATTLE | 45,579 |
| 10-2-77 | L | 3-24 | at San Diego | 40,352 |
| 10-9-77 | W | 17-7 | at Green Bay | 53,653 |
| 10-17-77 | L | 14-20 | at Pittsburgh | 47,950 |
| 10-23-77 | L | 13-24 | DENVER | 54,395 |
| 10-30-77 | W | 13-10 (OT) | HOUSTON | 53,194 |
| 11-6-77 | W | 10-7 | at Cleveland | 81,932 |
| 11-13-77 | L | 10-42 | at Minnesota | 45,371 |
| 11-20-77 | W | 23-17 | MIAMI | 46,733 |
| 11-27-77 | W | 30-13 | N.Y. GIANTS | 32,705 |
| 12-4-77 | W | 27-7 | at Kansas City | 38,488 |
| 12-10-77 | W | 17-10 | PITTSBURGH | 36,133 |
| 12-18-77 | L | 16-21 | at Houston | 46,212 |

| TEAM STATISTICS | BENGALS | OPPONENTS |
|--------------------------|----------|-----------|
| TOTAL FIRST DOWNS | 248 | 253 |
| Rushing | 110 | 113 |
| Passing | 112 | 113 |
| Penalty | 26 | 27 |
| 3rd Down: Made-Att. | — | — |
| 3rd Down Pct. | — | — |
| 4th Down: Made-Att. | — | — |
| 4th Down Pct. | — | — |
| POSSESSION AVG. (*29:40) | (*)29:40 | (*)30:40 |
| TOTAL NET YARDS | 4194 | 4124 |
| Avg. Per Game | 299.6 | 294.6 |
| Total Plays | 904 | 901 |
| Avg. Per Play | 4.6 | 4.6 |
| NET YARDS RUSHING | 1861 | 1897 |
| Avg. Per Game | 132.9 | 135.5 |
| Total Rushes | 488 | 525 |
| NET YARDS PASSING | 2333 | 2227 |
| Avg. Per Game | 166.6 | 159.1 |
| Sacked-Yards Lost | 31-217 | 25-226 |
| Gross Yards | 2550 | 2453 |
| Att.-Completions | 385-192 | 351-196 |
| Completion Pct. | 49.9 | 55.8 |
| Had Intercepted | 16 | 16 |
| PUNTS-AVG. | 70-41.3 | 72-37.6 |
| Net Punting Avg. | 36.7 | 31.9 |
| PENALTIES-YARDS | 89-859 | 103-788 |
| FUMBLES-BALLS LOST | 37-16 | 34-23 |
| TOUCHDOWNS | 26 | 29 |
| Rushing | 10 | 15 |
| Passing | 12 | 14 |
| Returns | 4 | 0 |

| SCORE BY PERIODS | 1 | 2 | 3 | 4 | OT | PTS |
|------------------|----|----|----|----|----|-----|
| BENGALS | 75 | 71 | 35 | 54 | 3 | 238 |
| OPPONENTS | 38 | 97 | 36 | 64 | 0 | 235 |

| SCORING | TD | TD-R | TD-P | TD-RT | PAT | FG | S | PTS |
|-----------------|----|------|------|-------|-------|-------|---|-----|
| Chris Bahr | 0 | 0 | 0 | 0 | 25-26 | 19-27 | 0 | 82 |
| Billy Brooks | 4 | 0 | 4 | 0 | — | — | 0 | 24 |
| Pete Johnson | 4 | 4 | 0 | 0 | — | — | 0 | 24 |
| Pat McNally | 3 | 0 | 3 | 0 | — | — | 0 | 18 |
| Ken Anderson | 2 | 2 | 0 | 0 | — | — | 0 | 12 |
| Isaac Curtis | 2 | 0 | 2 | 0 | — | — | 0 | 12 |
| Tony Davis | 2 | 2 | 0 | 0 | — | — | 0 | 12 |
| Reggie Williams | 2 | 0 | 0 | 2 | — | — | 0 | 12 |
| Glenn Bujnoch | 1 | 1 | 0 | 0 | — | — | 0 | 6 |
| Boobie Clark | 1 | 1 | 0 | 0 | — | — | 0 | 6 |
| Jim Corbett | 1 | 0 | 1 | 0 | — | — | 0 | 6 |
| Lenvil Elliott | 1 | 0 | 1 | 0 | — | — | 0 | 6 |
| Lemar Parrish | 1 | 0 | 0 | 1 | — | — | 0 | 6 |
| Willie Shelby | 1 | 0 | 0 | 1 | — | — | 0 | 6 |
| Bob Trumpy | 1 | 0 | 1 | 0 | — | — | 0 | 6 |
| BENGALS | 26 | 10 | 12 | 4 | 25-26 | 19-27 | 0 | 238 |
| OPPONENTS | 29 | 15 | 14 | 0 | 26-29 | 11-18 | 1 | 235 |

Two-point conversions: (NA**).

| RUSHING | ATT | YDS | AVG | LG | TD |
|----------------|-----|------|------|-----|----|
| Pete Johnson | 153 | 585 | 3.8 | 65 | 4 |
| Archie Griffin | 137 | 549 | 4.0 | 31 | 0 |
| Lenvil Elliott | 65 | 269 | 4.1 | 32 | 0 |
| Boobie Clark | 68 | 226 | 3.3 | 10t | 1 |
| Ken Anderson | 26 | 128 | 4.9 | 17t | 2 |
| Tony Davis | 27 | 81 | 3.0 | 13 | 2 |
| Tommy Casanova | 1 | 20 | 20.0 | 20 | 0 |
| Glenn Bujnoch | 1 | 4 | 4.0 | 4t | 1 |
| Pat McNally | 1 | 4 | 4.0 | 4 | 0 |
| Marvin Cobb | 1 | 0 | 0.0 | 0 | 0 |
| John Reaves | 5 | 0 | 0.0 | 0 | 0 |
| Jim Corbett | 1 | -1 | -1.0 | -1 | 0 |
| Billy Brooks | 2 | -4 | -2.0 | 4 | 0 |
| BENGALS | 488 | 1861 | 3.8 | 65 | 10 |
| OPPONENTS | 525 | 1897 | 3.6 | 38 | 15 |

| RECEIVING | REC | YDS | AVG | LG | TD |
|----------------|-----|------|------|-----|----|
| Billy Brooks | 39 | 772 | 19.8 | 94t | 4 |
| Lenvil Elliott | 29 | 238 | 8.2 | 33 | 1 |
| Archie Griffin | 28 | 240 | 8.6 | 24 | 0 |
| Isaac Curtis | 20 | 338 | 16.9 | 54 | 2 |
| Bob Trumpy | 18 | 251 | 13.9 | 32 | 1 |
| Pat McNally | 17 | 258 | 15.2 | 43t | 3 |
| John McDaniel | 12 | 148 | 12.3 | 31 | 0 |
| Tony Davis | 9 | 83 | 9.2 | 28 | 0 |
| Jim Corbett | 7 | 127 | 18.1 | 47t | 1 |
| Boobie Clark | 7 | 33 | 4.7 | 11 | 0 |
| Pete Johnson | 5 | 49 | 9.8 | 21 | 0 |
| Rick Walker | 1 | 13 | 13.0 | 13 | 0 |
| BENGALS | 192 | 2550 | 13.3 | 94t | 12 |
| OPPONENTS | 196 | 2453 | 12.5 | 82t | 14 |

| INTERCEPTIONS | NO | YDS | AVG | LG | TD |
|-----------------|----|-----|------|-----|----|
| Lemar Parrish | 3 | 95 | 31.7 | 47t | 1 |
| Reggie Williams | 3 | 67 | 22.3 | 54t | 1 |
| Marvin Cobb | 2 | 37 | 18.5 | 34 | 0 |
| Bo Harris | 2 | 17 | 8.5 | 10 | 0 |
| Ken Riley | 2 | 14 | 7.0 | 14 | 0 |
| Jim LeClair | 2 | 8 | 4.0 | 8 | 0 |
| Tommy Casanova | 1 | 0 | 0.0 | 0 | 0 |
| Melvin Morgan | 1 | 0 | 0.0 | 0 | 0 |
| BENGALS | 16 | 238 | 14.9 | 54t | 2 |
| OPPONENTS | 16 | 192 | 12.0 | 41 | 0 |

| PUNTING | NO | YDS | AVG | NET | TB | IN-20 | LG | BLK. |
|-------------|----|------|------|------|----|-------|----|------|
| Pat McNally | 67 | 2802 | 41.8 | 36.4 | 3 | 16 | 67 | 1 |
| Chris Bahr | 2 | 88 | 44.0 | 47.5 | 0 | 2 | 45 | 0 |
| BENGALS | 70 | 2890 | 41.3 | 36.7 | 3 | 18 | 67 | 1 |
| OPPONENTS | 75 | 2822 | 37.6 | 31.9 | 5 | 17 | 63 | 2 |

| PUNT RETURNS | NO | FC | YDS | AVG | LG | TD |
|-----------------|----|----|-----|------|----|----|
| Tony Davis | 19 | 6 | 220 | 11.6 | 70 | 0 |
| Willie Shelby | 11 | 3 | 54 | 4.9 | 13 | 0 |
| Lemar Parrish | 4 | 0 | 30 | 7.5 | 11 | 0 |
| Steve Holden | 3 | 0 | 14 | 4.7 | 13 | 0 |
| Jerry Anderson | 1 | 0 | 0 | 0.0 | 0 | 0 |
| Tommy Casanova | 1 | 1 | 6 | 6.0 | 6 | 0 |
| Marvin Cobb | 1 | 0 | 4 | 4.0 | 4 | 0 |
| Reggie Williams | 1 | 0 | 0 | 0.0 | 0 | 0 |
| BENGALS | 41 | 10 | 328 | 8.0 | 70 | 0 |
| OPPONENTS | 38 | — | 260 | 6.8 | — | 0 |

| KICKOFF RETURNS | NO | YDS | AVG | LG | TD |
|-----------------|----|------|------|----|----|
| Willie Shelby | 19 | 403 | 21.2 | 38 | 0 |
| Archie Griffin | 9 | 192 | 21.3 | 31 | 0 |
| Jerry Anderson | 8 | 129 | 16.1 | 21 | 0 |
| Tony Davis | 3 | 42 | 14.0 | 18 | 0 |
| Steve Holden | 2 | 42 | 21.0 | 24 | 0 |
| Lenvil Elliott | 1 | 23 | 23.0 | 23 | 0 |
| Lemar Parrish | 1 | 23 | 23.0 | 23 | 0 |
| Marvin Cobb | 1 | 15 | 15.0 | 15 | 0 |
| Pete Johnson | 1 | 11 | 11.0 | 11 | 0 |
| Greg Fairchild | 1 | 6 | 6.0 | 6 | 0 |
| BENGALS | 46 | 886 | 19.3 | 38 | 0 |
| OPPONENTS | 49 | 1029 | 21.4 | — | 0 |

| FIELD GOALS | 1-19 | 20-29 | 30-39 | 40-49 | 50+ |
|--|------|-------|-------|-------|-----|
| Chris Bahr | 1-1 | 10-11 | 4-8 | 4-6 | 0-1 |
| BENGALS | 1-1 | 10-11 | 4-8 | 4-6 | 0-1 |
| Chris Bahr: (25G, 47N, 38N), (—), (35G), (36N, 32G), (—), (24G, 57N, 19G), (39N, 23G, 22G), (47G), (23G, 48N), (43G, 44G, 42G), (32G), (20G, 35G), (37N, 24N, 24G), (24G, 27G, 28G). | | | | | |

| PASSING | ATT | CMP | YDS | CMP% | YDS/ATT | TD | TD% | INT | INT% | LG | SKD-YDS | RAT |
|----------------|-----|-----|------|-------|---------|----|-------|-----|------|-----|---------|-------|
| Ken Anderson | 323 | 166 | 2145 | 51.4 | 6.64 | 11 | 3.4 | 11 | 3.4 | 94t | 28-197 | 69.7 |
| John Reaves | 59 | 24 | 383 | 40.7 | 6.49 | 0 | 0.0 | 5 | 8.5 | 40 | 2-17 | 27.6 |
| Marvin Cobb | 1 | 0 | 0 | 0.0 | 0.00 | 0 | 0.0 | 0 | 0.0 | — | 0-0 | 39.6 |
| Archie Griffin | 1 | 1 | 18 | 100.0 | 18.00 | 1 | 100.0 | 0 | 0.0 | 18t | 1-3 | 158.3 |
| Pat McNally | 1 | 1 | 4 | 100.0 | 4.00 | 0 | 0.0 | 0 | 0.0 | 4 | 0-0 | 83.3 |
| BENGALS | 385 | 192 | 2550 | 49.9 | 6.62 | 12 | 3.1 | 16 | 4.2 | 94t | 31-217 | 64.3 |
| OPPONENTS | 351 | 196 | 2453 | 55.8 | 6.99 | 14 | 4.0 | 16 | 4.6 | 82t | 25-226 | 72.0 |

USUAL STARTERS

| OFFENSE | DEFENSE |
|--------------------|---------------------|
| WR Isaac Curtis | LDE Gary Burley |
| LOT Rufus Mayes | LDT Eddie Edwards |
| LG John Shimmers | RDT Wilson Whitley |
| CB Glenn Bujnoch | RDE Coy Bacon |
| C Bob Johnson | LLB Bo Harris |
| RG Dave Lapham | MLB Jim LeClair |
| ROT Vernon Holland | RLB Reggie Williams |
| TE Bob Trumpy | LCB Lemar Parrish |
| WR Billy Brooks | RCB Ken Riley |
| QB Ken Anderson | SS Tommy Casanova |
| HB Archie Griffin | FS Marvin Cobb |
| FB Pete Johnson | |

| DEFENSE*** | ST | AT | TT | SKS-YDS | INT-YDS | PD | FF | FR-YDS |
|-----------------|-----|----|-----|----------|---------|----|----|--------|
| Reggie Williams | 104 | 16 | 120 | 0.5-7.5 | 3-67 | 2 | 1 | 2-0 |
| Jim LeClair | 82 | 26 | 108 | 2-21 | 2-8 | 3 | 0 | 3-0 |
| Eddie Edwards | 60 | 11 | 71 | 4-31 | 0-0 | 1 | 1 | 1-0 |
| Bo Harris | 50 | 17 | 67 | 2-20.5 | 2-17 | 9 | 0 | 0-0 |
| Gary Burley | 55 | 11 | 66 | 8.5-71.5 | 0-0 | 1 | 0 | 1-0 |
| Wilson Whitley | 36 | 13 | 49 | 0-0 | 0-0 | 5 | 0 | 1-0 |
| Ken Riley | 43 | 3 | 46 | 0-0 | 2-14 | 11 | 0 | 1-6 |
| Marvin Cobb | 34 | 8 | 42 | 0-0 | 2-37 | 4 | 0 | 0-0 |
| Jerry Anderson | 35 | 6 | 41 | 0-0 | 0-0 | 1 | 1 | 2-0 |
| Coy Bacon | 27 | 9 | 36 | 5.5-45.5 | 0-0 | 3 | 0 | 2-0 |
| Tommy Casanova | 28 | 6 | 34 | 0.5-5 | 1-0 | 5 | 1 | 1-0 |
| Walter Johnson | 28 | 4 | 32 | 1-11 | 0-0 | 0 | 0 | 0-0 |
| Lemar Parrish | 25 | 2 | 27 | 0-0 | 3-95 | 12 | 0 | 0-0 |
| Melvin Morgan | 24 | 3 | 27 | 0-0 | 1-0 | 6 | 0 | 1-0 |
| Glenn Cameron | 16 | 6 | 22 | 0-0 | 0-0 | 0 | 1 | 0-0 |
| Ray Phillips | 15 | 1 | 16 | 0-0 | 0-0 | 2 | 1 | 1-0 |
| Tony Davis | 10 | 2 | 12 | 0-0 | 0-0 | 0 | 0 | 1-0 |
| Jim Corbett | 8 | 3 | 11 | 0-0 | 0-0 | 0 | 0 | 0-0 |
| Ken Johnson | 5 | 2 | 7 | 1-13 | 0-0 | 0 | 0 | 0-0 |
| Scott Perry | 6 | 0 | 6 | 0-0 | 0-0 | 0 | 0 | 0-0 |
| Willie Shelby | 6 | 0 | 6 | 0-0 | 0-0 | 0 | 0 | 0-0 |
| Steve Holden | 2 | 2 | 4 | 0-0 | 0-0 | 0 | 0 | 1-0 |
| Bob Johnson | 2 | 1 | 3 | 0-0 | 0-0 | 0 | 0 | 0-0 |
| Boobie Clark | 2 | 0 | 2 | 0-0 | 0-0 | 0 | 0 | 0-0 |
| Lenvil Elliott | 2 | 0 | 2 | 0-0 | 0-0 | 0 | 0 | 1-0 |
| Archie Griffin | 2 | 0 | 2 | 0-0 | 0-0 | 0 | 0 | 1-0 |
| Pete Johnson | 2 | 0 | 2 | 0-0 | 0-0 | 0 | 0 | 0-0 |
| Billy Brooks | 1 | 0 | 1 | 0-0 | 0-0 | 0 | 0 | 0-0 |
| Glenn Bujnoch | 1 | 0 | 1 | 0-0 | 0-0 | 0 | 0 | 0-0 |
| Isaac Curtis | 1 | 0 | 1 | 0-0 | 0-0 | 0 | 0 | 0-0 |
| Greg Fairchild | 1 | 0 | 1 | 0-0 | 0-0 | 0 | 0 | 0-0 |
| John McDaniel | 1 | 0 | 1 | 0-0 | 0-0 | 0 | 0 | 1-0 |
| John Reaves | 1 | 0 | 1 | 0-0 | 0-0 | 0 | 0 | 0-0 |
| Rick Walker | 1 | 0 | 1 | 0-0 | 0-0 | 0 | 0 | 0-0 |
| Mike Wells | 1 | 0 | 1 | 0-0 | 0-0 | 0 | 0 | 1-0 |
| Pat McNally | 0 | 0 | 0 | 0-0 | 0-0 | 0 | 0 | 1-0 |

| BLOCKED KICKS | BP | BFG | BXP |
|---------------|----|-----|-----|
| Jim LeClair | 0 | 0 | 1 |
| Scott Perry | 1 | 0 | 0 |
| Ray Phillips | 1 | 0 | 0 |

* NOTE: Time of possession became an official statistic in 1977. However, the game clock at Cincinnati's Oct. 23 game vs. Denver failed, thus no time of possession was documented for that contest. Without that information, it is impossible to determine the correct time of possession averages for both Cincinnati and Denver that season. The Bengals' averages listed above include only their remaining 13 games of '77, and thus are considered incomplete and unofficial.

** NOTE: The two-point conversion was not instituted in the NFL until 1994.

*** NOTE: It was not standard practice to separate the three types of defensive statistics — defense, special teams and miscellaneous — until 1988. Thus, the defensive statistics listed above include the combined totals of all three types. All defensive statistics above are press box statistics produced at the games.

1978 STATISTICS

RECORD: 4-12-0

HEAD COACH: BILL JOHNSON (GAMES 1-5; RECORD 0-5),
HOMER RICE (GAMES 6-16; RECORD 4-7)

| DATE | W-L | SCORE | OPPONENT | ATTENDANCE |
|----------|-----|------------|------------------|------------|
| 9-3-78 | L | 23-24 | KANSAS CITY | 41,810 |
| 9-10-78 | L | 10-13 (OT) | at Cleveland | 72,691 |
| 9-17-78 | L | 3-28 | PITTSBURGH | 50,260 |
| 9-24-78 | L | 18-20 | NEW ORLEANS | 40,455 |
| 10-1-78 | L | 12-28 | at San Francisco | 41,107 |
| 10-9-78 | L | 0-21 | at Miami | 54,729 |
| 10-15-78 | L | 3-10 | NEW ENGLAND | 48,699 |
| 10-22-78 | L | 0-5 | at Buffalo | 47,754 |
| 10-29-78 | W | 28-13 | HOUSTON | 50,532 |
| 11-5-78 | L | 13-22 | at San Diego | 43,639 |
| 11-13-78 | L | 21-34 | OAKLAND | 51,374 |
| 11-19-78 | L | 6-7 | at Pittsburgh | 47,578 |
| 11-26-78 | L | 10-17 | at Houston | 43,245 |
| 12-3-78 | W | 37-7 | ATLANTA | 25,336 |
| 12-11-78 | W | 20-19 | at Los Angeles | 47,471 |
| 12-17-78 | W | 48-16 | CLEVELAND | 46,985 |

| TEAM STATISTICS | BENGALS | OPPONENTS |
|--------------------|---------|-----------|
| TOTAL FIRST DOWNS | 271 | 269 |
| Rushing | 105 | 121 |
| Passing | 141 | 118 |
| Penalty | 25 | 30 |
| 3rd Down: Made-Att | — | — |
| 3rd Down Pct. | — | — |
| 4th Down: Made-Att | — | — |
| 4th Down Pct. | — | — |
| POSSESSION AVG. | 29:58 | 30:02 |
| TOTAL NET YARDS | 4872 | 4632 |
| Avg. Per Game | 304.5 | 289.5 |
| Total Plays | 1034 | 1036 |
| Avg. Per Play | 4.7 | 4.5 |
| NET YARDS RUSHING | 2131 | 2396 |
| Avg. Per Game | 133.2 | 149.8 |
| Total Rushes | 526 | 607 |
| NET YARDS PASSING | 2741 | 2236 |
| Avg. Per Game | 171.3 | 139.8 |
| Sacked-Yards Lost | 38-298 | 33-284 |
| Gross Yards | 3039 | 2520 |
| Att.-Completions | 470-250 | 396-193 |
| Completion Pct. | 53.2 | 48.7 |
| Had Intercepted | 30 | 20 |
| PUNTS-AVG. | 95-42.4 | 108-41.6 |
| Net Punting Avg. | 34.1 | 37.1 |
| PENALTY-YARDS | 110-956 | 123-1074 |
| FUMBLES-BALLS LOST | 36-19 | 36-17 |
| TOUCHDOWNS | 29 | 34 |
| Rushing | 10 | 16 |
| Passing | 14 | 14 |
| Returns | 5 | 4 |

| SCORE BY PERIODS | 1 | 2 | 3 | 4 | OT | PTS |
|------------------|----|-----|----|----|----|-----|
| BENGALS | 30 | 79 | 46 | 97 | 0 | 252 |
| OPPONENTS | 66 | 106 | 53 | 56 | 3 | 284 |

| SCORING | TD | TD-R | TD-P | TD-Rt | PAT | FG | S | PTS |
|----------------|----|------|------|-------|-------|-------|---|-----|
| Chris Bahr | 0 | 0 | 0 | 0 | 26-29 | 16-30 | 0 | 74 |
| Pete Johnson | 7 | 7 | 0 | 0 | — | — | 0 | 42 |
| Don Bass | 5 | 0 | 4 | 1 | — | — | 0 | 30 |
| Isaac Curtis | 3 | 0 | 3 | 0 | — | — | 0 | 18 |
| Archie Griffin | 3 | 0 | 3 | 0 | — | — | 0 | 18 |
| Scott Perry | 3 | 0 | 0 | 3 | — | — | 0 | 18 |
| Billy Brooks | 2 | 0 | 2 | 0 | — | — | 0 | 12 |
| Tony Davis | 2 | 2 | 0 | 0 | — | — | 0 | 12 |
| Rick Walker | 2 | 0 | 2 | 0 | — | — | 0 | 12 |
| Ken Anderson | 1 | 1 | 0 | 0 | — | — | 0 | 6 |
| Dick Jauron | 1 | 0 | 0 | 1 | — | — | 0 | 6 |
| Gary Burley | 0 | 0 | 0 | 0 | — | — | 1 | 2 |
| (team) | — | — | — | — | — | — | 1 | 2 |
| BENGALS | 29 | 10 | 14 | 5 | 26-29 | 16-30 | 2 | 252 |
| OPPONENTS | 34 | 16 | 14 | 4 | 30-34 | 16-23 | 1 | 284 |

Two-point conversions: (NA*).

| RUSHING | ATT | YDS | AVG | LG | TD |
|----------------|-----|------|------|-----|----|
| Pete Johnson | 180 | 762 | 4.2 | 50t | 7 |
| Archie Griffin | 132 | 484 | 3.7 | 30 | 0 |
| Deacon Turner | 84 | 333 | 4.0 | 65 | 0 |
| Boobie Clark | 40 | 187 | 4.7 | 20 | 0 |
| Ken Anderson | 29 | 167 | 5.8 | 16 | 1 |
| Lenvil Elliott | 29 | 75 | 2.6 | 12 | 0 |
| Tony Davis | 21 | 57 | 2.7 | 15 | 2 |
| John Reaves | 6 | 50 | 8.3 | 20 | 0 |
| Tom Dinkel | 1 | 20 | 20.0 | 20 | 0 |
| Isaac Curtis | 1 | 1 | 1.0 | 1 | 0 |
| Rob Hertel | 1 | 0 | 0.0 | 0 | 0 |
| Dennis Law | 1 | -1 | -1.0 | -1 | 0 |
| Don Bass | 1 | -4 | -4.0 | -4 | 0 |
| BENGALS | 526 | 2131 | 4.1 | 65 | 10 |
| OPPONENTS | 607 | 2396 | 3.9 | 70t | 16 |

| RECEIVING | REC | YDS | AVG | LG | TD |
|----------------|-----|------|------|-----|----|
| Isaac Curtis | 47 | 737 | 15.7 | 57 | 3 |
| Archie Griffin | 35 | 284 | 8.1 | 27 | 3 |
| Pete Johnson | 31 | 236 | 7.6 | 34 | 0 |
| Billy Brooks | 30 | 506 | 16.9 | 45 | 2 |
| Don Bass | 27 | 447 | 16.6 | 51t | 4 |
| Pat McNally | 15 | 189 | 12.6 | 49 | 0 |
| Jim Corbett | 12 | 187 | 15.6 | 51 | 0 |
| Rick Walker | 12 | 126 | 10.5 | 28 | 2 |
| Lenvil Elliott | 12 | 100 | 8.3 | 18 | 0 |
| Boobie Clark | 11 | 73 | 6.6 | 26 | 0 |
| Deacon Turner | 11 | 50 | 4.5 | 8 | 0 |
| Dennis Law | 5 | 81 | 16.2 | 20 | 0 |
| Tony Davis | 2 | 23 | 11.5 | 14 | 0 |
| BENGALS | 250 | 3039 | 12.2 | 57 | 14 |
| OPPONENTS | 193 | 2520 | 13.1 | 53 | 14 |

| INTERCEPTIONS | NO | YDS | AVG | LG | TD |
|-----------------|----|-----|------|-----|----|
| Dick Jauron | 4 | 52 | 13.0 | 24t | 1 |
| Scott Perry | 3 | 59 | 19.7 | 39t | 2 |
| Ken Riley | 3 | 33 | 11.0 | 17 | 0 |
| Louis Breeden | 3 | 25 | 8.3 | 18 | 0 |
| Melvin Morgan | 1 | 64 | 64.0 | 64 | 0 |
| Ron Shumon | 1 | 48 | 48.0 | 48 | 0 |
| Marvin Cobb | 1 | 13 | 13.0 | 13 | 0 |
| Jim LeClair | 1 | 11 | 11.0 | 11 | 0 |
| Reggie Williams | 1 | 11 | 11.0 | 11 | 0 |
| Eddie Edwards | 1 | 2 | 2.0 | 2 | 0 |
| Tom Dinkel | 1 | 1 | 1.0 | 1 | 0 |
| BENGALS | 20 | 319 | 16.0 | 64 | 3 |
| OPPONENTS | 30 | 211 | 7.0 | 40 | 2 |

| PUNTING | NO | YDS | AVG | NET | TB | IN-20 | LG | BLK. |
|-------------|-----|------|------|------|----|-------|----|------|
| Pat McNally | 91 | 3919 | 43.1 | 34.7 | 10 | 25 | 65 | 0 |
| Chris Bahr | 4 | 108 | 27.0 | 20.5 | 1 | 2 | 41 | 0 |
| BENGALS | 95 | 4027 | 42.4 | 34.1 | 11 | 27 | 65 | 0 |
| OPPONENTS | 108 | 4496 | 41.6 | 37.1 | 11 | 37 | 70 | 1 |

| PUNT RETURNS | NO | FC | YDS | AVG | LG | TD |
|---------------|----|----|-----|------|----|----|
| Dennis Law | 25 | 4 | 106 | 4.2 | 17 | 0 |
| Tony Davis | 22 | 8 | 130 | 5.9 | 12 | 0 |
| Louis Breeden | 6 | 1 | -12 | -2.0 | 1 | 0 |
| Don Bass | 3 | 0 | 8 | 2.7 | 7 | 0 |
| Dick Jauron | 3 | 2 | 32 | 10.7 | 15 | 0 |
| BENGALS | 59 | 15 | 264 | 4.5 | 17 | 0 |
| OPPONENTS | 58 | — | 564 | 9.7 | — | 0 |

| KICKOFF RETURNS | NO | YDS | AVG | LG | TD |
|-----------------|----|------|------|----|----|
| Ray Griffin | 37 | 787 | 21.3 | 39 | 0 |
| Don Bass | 7 | 138 | 19.7 | 33 | 0 |
| Archie Griffin | 4 | 94 | 23.5 | 26 | 0 |
| Tony Davis | 3 | 51 | 17.0 | 21 | 0 |
| Dennis Law | 2 | 30 | 15.0 | 17 | 0 |
| Deacon Turner | 1 | 24 | 24.0 | 24 | 0 |
| Jim Corbett | 1 | 15 | 15.0 | 15 | 0 |
| Louis Breeden | 1 | 12 | 12.0 | 12 | 0 |
| Boobie Clark | 1 | 11 | 11.0 | 11 | 0 |
| Ted Vincent | 1 | 2 | 2.0 | 2 | 0 |
| BENGALS | 58 | 1164 | 20.1 | 39 | 0 |
| OPPONENTS | 49 | 1105 | 22.6 | — | 0 |

| FIELD GOALS | 1-19 | 20-29 | 30-39 | 40-49 | 50+ |
|-------------|---|-------|-------|-------|-----|
| Chris Bahr | 0-0 | 5-7 | 4-8 | 6-12 | 1-3 |
| BENGALS | 0-0 | 5-7 | 4-8 | 6-12 | 1-3 |
| Chris Bahr: | (42G), (30B, 37N, 37G), (50N, 33G), (47N, 42G, 22G, 20G), (46G), (29B), (25N, 52G, 44N, 51N), (—), (45N), (49N), (—), (48N, 29G, 48G), (38N, 34G), (46N, 32G), (24G, 37B, 42G), (23G, 49G). | | | | |

| PASSING | ATT | CMP | YDS | CMP% | YDS/ATT | TD | TD% | INT | INT% | LG | SKD-YDS | RAT |
|----------------|-----|-----|------|------|---------|----|------|-----|------|-----|---------|-------|
| Ken Anderson | 319 | 173 | 2219 | 54.2 | 6.96 | 10 | 3.1 | 22 | 6.9 | 57 | 30-237 | 58.0 |
| John Reaves | 144 | 74 | 790 | 51.4 | 5.49 | 3 | 2.1 | 8 | 5.6 | 51t | 8-61 | 51.6 |
| Rob Hertel | 4 | 1 | 9 | 25.0 | 2.25 | 0 | 0.0 | 0 | 0.0 | 9 | 0-0 | 39.6 |
| Archie Griffin | 3 | 2 | 21 | 66.7 | 7.00 | 1 | 33.3 | 0 | 0.0 | 18 | 0-0 | 126.4 |
| BENGALS | 470 | 250 | 3039 | 53.2 | 6.47 | 14 | 3.0 | 30 | 6.4 | 57 | 38-298 | 56.7 |
| OPPONENTS | 396 | 193 | 2520 | 48.7 | 6.36 | 14 | 3.5 | 20 | 5.1 | 53 | 33-284 | 60.0 |

USUAL STARTERS

| OFFENSE | DEFENSE |
|--------------------|---------------------|
| WR Isaac Curtis | LDE Gary Burley |
| LOT Mike Wilson | LDT Wilson Whitley |
| Rufus Mayes | RDT Eddie Edwards |
| LG Glenn Bujnoch | RDE Ross Browner |
| C Blair Bush | LLB Glenn Cameron |
| RG Dave Lapham | MLB Jim LeClair |
| ROT Vernon Holland | RLB Reggie Williams |
| TE Don Bass | LCB Louis Breeden |
| WR Billy Brooks | RCB Ken Riley |
| QB Ken Anderson | SS Marvin Cobb |
| HB Archie Griffin | FS Scott Perry |
| Deacon Turner | |
| Pete Johnson, | |
| Boobie Clark | |

| DEFENSE** | ST | AT | TT | SKS-YDS | INT-YDS | PD | FF | FR-YDS |
|-----------------|----|----|-----|----------|---------|----|----|--------|
| Jim LeClair | 91 | 27 | 118 | 2-22 | 1-11 | 2 | 1 | 0-0 |
| Glenn Cameron | 63 | 30 | 93 | 3-23 | 0-0 | 4 | 0 | 0-0 |
| Reggie Williams | 69 | 17 | 86 | 3-20 | 1-11 | 10 | 1 | 1-30 |
| Gary Burley | 63 | 19 | 82 | 4-29 | 0-0 | 2 | 2 | 0-0 |
| Louis Breeden | 60 | 9 | 69 | 1-4 | 3-25 | 12 | 0 | 0-0 |
| Ross Browner | 53 | 16 | 69 | 6.5-73.5 | 0-0 | 2 | 2 | 3-21 |
| Marvin Cobb | 50 | 12 | 62 | 0-0 | 1-13 | 12 | 0 | 0-0 |
| Wilson Whitley | 43 | 15 | 58 | 3-30 | 0-0 | 2 | 0 | 2-10 |
| Eddie Edwards | 45 | 12 | 57 | 5.5-39.5 | 1-2 | 0 | 0 | 2-0 |
| Tom Dinkel | 30 | 11 | 41 | 2-16 | 1-1 | 1 | 1 | 3-0 |
| Dick Jauron | 29 | 12 | 41 | 1-15 | 4-52 | 4 | 0 | 0-0 |
| Scott Perry | 35 | 14 | 49 | 0-0 | 3-59 | 8 | 0 | 1-0 |
| Ken Riley | 26 | 2 | 28 | 0-0 | 3-33 | 11 | 0 | 1-0 |
| Tom DePaso | 15 | 5 | 20 | 0-0 | 0-0 | 0 | 1 | 0-0 |
| Melvin Morgan | 14 | 6 | 20 | 0-0 | 1-64 | 3 | 1 | 0-0 |
| Ron Shumon | 6 | 5 | 11 | 0-0 | 1-48 | 0 | 0 | 0-0 |
| Boobie Clark | 10 | 0 | 10 | 0-0 | 0-0 | 0 | 0 | 0-0 |
| Jim Corbett | 9 | 1 | 10 | 0-0 | 0-0 | 0 | 0 | 0-0 |
| Ted Vincent | 6 | 4 | 10 | 0-0 | 0-0 | 1 | 0 | 0-0 |
| Ray Griffin | 9 | 0 | 9 | 0-0 | 0-0 | 0 | 0 | 1-0 |
| Tony Davis | 8 | 1 | 9 | 0-0 | 0-0 | 0 | 0 | 0-0 |
| Bo Harris | 7 | 0 | 7 | 2-12 | 0-2 | 0 | 0 | 1-0 |
| Blair Bush | 6 | 1 | 7 | 0-0 | 0-0 | 0 | 0 | 0-0 |
| Chris Devlin | 3 | 3 | 6 | 0-0 | 0-0 | 0 | 0 | 0-0 |
| Tom Ruud | 5 | 0 | 5 | 0-0 | 0-0 | 0 | 0 | 0-0 |
| Don Bass | 4 | 0 | 4 | 0-0 | 0-0 | 0 | 0 | 1-0 |
| Lenvil Elliott | 3 | 0 | 3 | 0-0 | 0-0 | 0 | 0 | 0-0 |
| Ray Phillips | 3 | 0 | 3 | 0-0 | 0-0 | 0 | 0 | 0-0 |
| Dave Purefory | 3 | 0 | 3 | 0-0 | 0-0 | 0 | 0 | 0-0 |
| Archie Griffin | 2 | 0 | 2 | 0-0 | 0-0 | 0 | 0 | 0-0 |
| Bob Johnson | 2 | 0 | 2 | 0-0 | 0-0 | 0 | 0 | 1-0 |
| Dave Lapham | 2 | 0 | 2 | 0-0 | 0-0 | 0 | 0 | 0-0 |
| Dennis Law | 2 | 0 | 2 | 0-0 | 0-0 | 0 | 0 | 0-0 |
| Chris Bahr | 1 | 1 | 2 | 0-0 | 0-0 | 0 | 0 | 0-0 |
| Isaac Curtis | 1 | 0 | 1 | 0-0 | 0-0 | 0 | 0 | 0-0 |
| Pat McNally | 1 | 0 | 1 | 0-0 | 0-0 | 0 | 0 | 0-0 |
| Deacon Turner | 0 | 1 | 1 | 0-0 | 0-0 | 0 | 0 | 0-0 |

| BLOCKED KICKS | BP | BFG | BXP |
|---------------|----|-----|-----|
| Scott Perry | 1 | 0 | 0 |

* NOTE: The two-point conversion was not instituted in the NFL until 1994.

** NOTE: It was not standard practice to separate the three types of defensive statistics — defense, special teams and miscellaneous — until 1988. Thus, the defensive statistics listed above include the combined totals of all three types. All defensive statistics above are press box statistics produced at the games.

1979 STATISTICS

RECORD: 4-12-0

HEAD COACH: HOMER RICE

| DATE | W-L | SCORE | OPPONENT | ATTENDANCE |
|----------|-----|------------|---------------|------------|
| 9-2-79 | L | 0-10 | at Denver | 74,788 |
| 9-9-79 | L | 24-51 | at Buffalo | 43,504 |
| 9-16-79 | L | 14-20 | NEW ENGLAND | 41,805 |
| 9-23-79 | L | 27-30 (OT) | HOUSTON | 45,615 |
| 9-30-79 | L | 13-38 | at Dallas | 63,179 |
| 10-7-79 | L | 7-10 | KANSAS CITY | 40,041 |
| 10-14-79 | W | 34-10 | PITTSBURGH | 52,381 |
| 10-21-79 | L | 27-28 | at Cleveland | 75,119 |
| 10-28-79 | W | 37-13 | PHILADELPHIA | 42,036 |
| 11-4-79 | L | 28-38 | at Baltimore | 37,740 |
| 11-11-79 | L | 24-26 | SAN DIEGO | 40,782 |
| 11-18-79 | L | 21-42 | at Houston | 49,829 |
| 11-25-79 | W | 34-28 | ST. LOUIS | 25,103 |
| 12-2-79 | L | 17-37 | at Pittsburgh | 46,521 |
| 12-9-79 | L | 14-28 | at Washington | 52,882 |
| 12-16-79 | W | 16-12 | CLEVELAND | 42,183 |

| TEAM STATISTICS | BENGALS | OPPONENTS |
|---------------------|---------|-----------|
| TOTAL FIRST DOWNS | 289 | 334 |
| Rushing | 138 | 133 |
| Passing | 131 | 175 |
| Penalty | 20 | 26 |
| 3rd Down: Made-Att. | — | — |
| 3rd Down Pct. | — | — |
| 4th Down: Made-Att. | — | — |
| 4th Down Pct. | — | — |
| POSSESSION AVG. | 30:48 | 29:12 |
| TOTAL NET YARDS | 4639 | 5911 |
| Avg. Per Game | 289.9 | 369.4 |
| Total Plays | 1049 | 1052 |
| Avg. Per Play | 4.4 | 5.6 |
| NET YARDS RUSHING | 2329 | 2219 |
| Avg. Per Game | 145.6 | 138.7 |
| Total Rushes | 560 | 528 |
| NET YARDS PASSING | 2310 | 3692 |
| Avg. Per Game | 144.4 | 230.8 |
| Sacked-Yards Lost | 63-511 | 32-216 |
| Gross Yards | 2821 | 3908 |
| Att.-Completions | 426-228 | 492-275 |
| Completion Pct. | 53.5 | 55.9 |
| Had Intercepted | 15 | 20 |
| PUNTS-AVG. | 91-40.4 | 71-39.6 |
| Net Punting Avg. | 34.2 | 33.5 |
| PENALTIES-YARDS | 88-744 | 101-871 |
| FUMBLES-BALLS LOST | 24-14 | 39-24 |
| TOUCHDOWNS | 43 | 52 |
| Rushing | 23 | 22 |
| Passing | 17 | 27 |
| Returns | 3 | 3 |

| SCORE BY PERIODS | 1 | 2 | 3 | 4 | OT | PTS |
|------------------|----|-----|-----|-----|----|-----|
| BENGALS | 83 | 115 | 75 | 64 | 0 | 337 |
| OPPONENTS | 57 | 140 | 106 | 115 | 3 | 421 |

| SCORING | TD | TD-R | TD-P | TD-Rt | PAT | FG | S | PTS |
|-------------------|----|------|------|-------|-------|-------|---|-----|
| Pete Johnson | 15 | 14 | 1 | 0 | — | — | 0 | 90 |
| Chris Bahr | 0 | 0 | 0 | 0 | 40-42 | 13-23 | 0 | 79 |
| Isaac Curtis | 8 | 0 | 8 | 0 | — | — | 0 | 48 |
| Jack Thompson | 5 | 5 | 0 | 0 | — | — | 0 | 30 |
| Don Bass | 3 | 0 | 3 | 0 | — | — | 0 | 18 |
| Ken Anderson | 2 | 2 | 0 | 0 | — | — | 0 | 12 |
| Archie Griffin | 2 | 0 | 2 | 0 | — | — | 0 | 12 |
| Charles Alexander | 1 | 1 | 0 | 0 | — | — | 0 | 6 |
| Billy Brooks | 1 | 0 | 1 | 0 | — | — | 0 | 6 |
| Ray Griffin | 1 | 0 | 0 | 1 | — | — | 0 | 6 |
| Howie Kurnick | 1 | 0 | 0 | 1 | — | — | 0 | 6 |
| Jim LeClair | 1 | 0 | 0 | 1 | — | — | 0 | 6 |
| Dan Ross | 1 | 0 | 1 | 0 | — | — | 0 | 6 |
| Deacon Turner | 1 | 1 | 0 | 0 | — | — | 0 | 6 |
| Rick Walker | 1 | 0 | 1 | 0 | — | — | 0 | 6 |
| BENGALS | 43 | 23 | 17 | 3 | 40-43 | 13-23 | 0 | 337 |
| OPPONENTS | 52 | 22 | 27 | 3 | 49-52 | 20-27 | 0 | 421 |

Two-point conversions: (NA*).

| PASSING | ATT | CMP | YDS | CMP% | YDS/ATT | TD | TD% | INT | INT% | LG | SKD-YDS | RAT |
|---------------|-----|-----|------|------|---------|----|-----|-----|------|-----|---------|------|
| Ken Anderson | 339 | 189 | 2340 | 55.8 | 6.90 | 16 | 4.7 | 10 | 2.9 | 73t | 46-324 | 80.7 |
| Jack Thompson | 87 | 39 | 481 | 44.8 | 5.53 | 1 | 1.1 | 5 | 5.7 | 50 | 16-178 | 42.4 |
| Steve Kreider | 0 | 0 | 0 | — | — | 0 | — | — | — | — | 1-9 | — |
| BENGALS | 426 | 228 | 2821 | 53.5 | 6.62 | 17 | 4.0 | 15 | 3.5 | 73t | 63-511 | 72.9 |
| OPPONENTS | 492 | 275 | 3908 | 55.9 | 7.94 | 27 | 5.5 | 20 | 4.1 | 59 | 32-216 | 83.1 |

| RUSHING | ATT | YDS | AVG | LG | TD |
|-------------------|-----|------|------|-----|----|
| Pete Johnson | 243 | 865 | 3.6 | 35t | 14 |
| Archie Griffin | 140 | 688 | 4.9 | 63 | 0 |
| Charles Alexander | 88 | 286 | 3.3 | 17 | 1 |
| Ken Anderson | 28 | 235 | 8.4 | 21 | 2 |
| Jack Thompson | 21 | 116 | 5.5 | 21 | 5 |
| Deacon Turner | 28 | 86 | 3.1 | 10 | 1 |
| Don Bass | 4 | 35 | 8.8 | 14 | 0 |
| Pat McNally | 1 | 18 | 18.0 | 18 | 0 |
| Tom Dinkel | 2 | 14 | 7.0 | 9 | 0 |
| Steve Kreider | 2 | 0 | 0.0 | 0 | 0 |
| Nathan Poole | 1 | -3 | -3.0 | -3 | 0 |
| Isaac Curtis | 2 | -11 | -5.5 | -4 | 0 |
| BENGALS | 560 | 2329 | 4.2 | 63 | 23 |
| OPPONENTS | 528 | 2219 | 4.2 | 36 | 22 |

| RECEIVING | REC | YDS | AVG | LG | TD |
|-------------------|-----|------|-------|-----|----|
| Don Bass | 58 | 724 | 12.5 | 50 | 3 |
| Archie Griffin | 43 | 417 | 9.7 | 52t | 2 |
| Dan Ross | 41 | 516 | 12.6 | 41 | 1 |
| Isaac Curtis | 32 | 605 | 18.9 | 67t | 8 |
| Pete Johnson | 24 | 154 | 6.4 | 15t | 1 |
| Charles Alexander | 11 | 91 | 8.3 | 13 | 0 |
| Billy Brooks | 8 | 214 | 26.8 | 73t | 1 |
| Jim Corbett | 3 | 34 | 11.3 | 15 | 0 |
| Steve Kreider | 3 | 20 | 6.7 | 8 | 0 |
| Deacon Turner | 2 | 18 | 9.0 | 10 | 0 |
| Pat McNally | 1 | 24 | 24.0 | 24 | 0 |
| Rick Walker | 1 | 14 | 14.0 | 14 | 1 |
| Nathan Poole | 1 | -10 | -10.0 | -10 | 0 |
| BENGALS | 228 | 2821 | 12.4 | 73t | 17 |
| OPPONENTS | 275 | 3908 | 14.2 | 59 | 27 |

| INTERCEPTIONS | NO | YDS | AVG | LG | TD |
|-----------------|----|-----|------|-----|----|
| Dick Jauron | 6 | 41 | 6.8 | 12 | 0 |
| Ray Griffin | 4 | 167 | 41.8 | 96t | 1 |
| Marvin Cobb | 3 | 19 | 6.3 | 14 | 0 |
| Reggie Williams | 2 | 5 | 2.5 | 3 | 0 |
| Jim Browner | 1 | 15 | 15.0 | 15 | 0 |
| Scott Perry | 1 | 11 | 11.0 | 11 | 0 |
| Wilson Whitley | 1 | 2 | 2.0 | 2 | 0 |
| Jim LeClair | 1 | 0 | 0.0 | 0 | 0 |
| Ken Riley | 1 | 0 | 0.0 | 0 | 0 |
| BENGALS | 20 | 260 | 13.0 | 96t | 1 |
| OPPONENTS | 15 | 305 | 20.3 | 68 | 2 |

| PUNTING | NO | YDS | AVG | NET | TB | IN-20 | LG | BLK. |
|-------------|----|------|------|------|----|-------|----|------|
| Pat McNally | 89 | 3678 | 41.3 | 34.2 | 12 | 19 | 61 | 2 |
| BENGALS | 91 | 3678 | 40.4 | 34.2 | 12 | 19 | 61 | 2 |
| OPPONENTS | 71 | 2812 | 39.6 | 33.5 | 6 | 18 | 56 | 0 |

| PUNT RETURNS | NO | FC | YDS | AVG | LG | TD |
|------------------|----|----|-----|------|----|----|
| Vaughn Lusby | 32 | 4 | 260 | 8.1 | 40 | 0 |
| Mike Levenseller | 8 | 2 | 46 | 5.8 | 21 | 0 |
| Scott Burk | 1 | 1 | 0 | 0.0 | 0 | 0 |
| Dick Jauron | 1 | 2 | 10 | 10.0 | 10 | 0 |
| BENGALS | 42 | 9 | 316 | 7.5 | 40 | 0 |
| OPPONENTS | 48 | — | 325 | 6.8 | — | 0 |

| KICKOFF RETURNS | NO | YDS | AVG | LG | TD |
|-----------------|----|------|------|----|----|
| Deacon Turner | 55 | 1149 | 20.9 | 36 | 0 |
| Nathan Poole | 7 | 128 | 18.3 | 24 | 0 |
| Vaughn Lusby | 6 | 92 | 15.3 | 28 | 0 |
| Jim Browner | 6 | 87 | 14.5 | 26 | 0 |
| Howie Kurnick | 4 | 60 | 15.0 | 20 | 0 |
| Ross Browner | 2 | 29 | 14.5 | 15 | 0 |
| Ray Griffin | 1 | 15 | 15.0 | 15 | 0 |
| BENGALS | 81 | 1560 | 19.3 | 36 | 0 |
| OPPONENTS | 63 | 1258 | 20.0 | — | 0 |

| FIELD GOALS | 1-19 | 20-29 | 30-39 | 40-49 | 50+ |
|---|------|-------|-------|-------|-----|
| Chris Bahr | 0-0 | 4-6 | 3-7 | 4-8 | 2-2 |
| BENGALS | 0-0 | 4-6 | 3-7 | 4-8 | 2-2 |
| Chris Bahr: (—), (24G), (37N), (48N, 55G, 32N, 52G), (48G, 38G), (43N), (49N), (25N), (24G, 24G, 43G), (38N), (28G), (—), (38G, 33G, 27N), (37N, 46G), (—), (43G, 46N). | | | | | |

USUAL STARTERS

| OFFENSE | DEFENSE |
|--------------------|---------------------|
| WR Don Bass | LDE Gary Burley |
| LOT Mike Wilson | LDT Eddie Edwards |
| LG Glenn Bujnoch | RDT Wilson Whitley |
| C Blair Bush | RDE Ross Browner |
| RG Dave Lapham | LLB Bo Harris |
| ROT Vernon Holland | MLB Jim LeClair |
| TE Dan Ross | RLB Reggie Williams |
| WR Isaac Curtis | LCB Louis Breeden |
| QB Ken Anderson | RCB Ken Riley |
| HB Archie Griffin | SS Marvin Cobb |
| FB Pete Johnson | FS Dick Jauron |

| DEFENSE** | ST | AT | TT | SKS-YDS | INT-YDS | PD | FF | FR-YDS |
|-------------------|----|----|-----|----------|---------|----|----|--------|
| Jim LeClair | 92 | 46 | 138 | 0-0 | 1-0 | 5 | 0 | 1-27 |
| Reggie Williams | 66 | 25 | 91 | 3-16 | 2-5 | 5 | 2 | 1-0 |
| Bo Harris | 59 | 18 | 77 | 4-33 | 0-0 | 4 | 1 | 0-0 |
| Dick Jauron | 55 | 18 | 73 | 0-0 | 6-41 | 5 | 2 | 3-0 |
| Marvin Cobb | 50 | 17 | 67 | 0-0 | 3-19 | 7 | 0 | 0-0 |
| Gary Burley | 56 | 10 | 66 | 5-40 | 0-0 | 2 | 0 | 0-0 |
| Ross Browner | 48 | 16 | 64 | 6-36.5 | 0-0 | 2 | 1 | 2-0 |
| Jim Browner | 48 | 13 | 61 | 0-0 | 1-15 | 4 | 2 | 1-0 |
| Eddie Edwards | 40 | 15 | 55 | 4.5-40 | 0-0 | 2 | 0 | 2-0 |
| Wilson Whitley | 32 | 11 | 43 | 3.5-19.5 | 1-2 | 3 | 1 | 2-0 |
| Ken Riley | 33 | 9 | 42 | 0-0 | 1-0 | 13 | 0 | 3-31 |
| Tom Dinkel | 31 | 11 | 42 | 1-1 | 0-0 | 1 | 0 | 0-0 |
| Glenn Cameron | 29 | 12 | 41 | 0-0 | 0-0 | 1 | 0 | 0-0 |
| Scott Perry | 23 | 9 | 32 | 0-0 | 1-11 | 3 | 0 | 0-0 |
| Ray Griffin | 30 | 1 | 31 | 0-0 | 4-167 | 6 | 0 | 1-0 |
| Mike White | 20 | 8 | 28 | 2-16 | 0-0 | 0 | 0 | 0-0 |
| Louis Breeden | 17 | 5 | 22 | 0-0 | 0-0 | 5 | 0 | 0-0 |
| Mack Mitchell | 13 | 7 | 20 | 3-14 | 0-0 | 1 | 0 | 0-0 |
| Tom Ruud | 14 | 5 | 19 | 0-0 | 0-0 | 0 | 0 | 0-0 |
| Howie Kurnick | 16 | 1 | 17 | 0-0 | 0-0 | 0 | 2 | 2-38 |
| Mike Levenseller | 14 | 2 | 16 | 0-0 | 0-0 | 0 | 0 | 2-0 |
| Vaughn Lusby | 11 | 1 | 12 | 0-0 | 0-0 | 0 | 1 | 2-0 |
| Scott Burk | 4 | 1 | 5 | 0-0 | 0-0 | 0 | 0 | 1-0 |
| Nathan Poole | 4 | 1 | 5 | 0-0 | 0-0 | 0 | 0 | 1-0 |
| Jim Corbett | 3 | 0 | 3 | 0-0 | 0-0 | 0 | 0 | 0-0 |
| Rick Walker | 3 | 0 | 3 | 0-0 | 0-0 | 0 | 0 | 0-0 |
| Mike Wilson | 2 | 0 | 2 | 0-0 | 0-0 | 0 | 0 | 0-0 |
| Charles Alexander | 1 | 0 | 1 | 0-0 | 0-0 | 0 | 0 | 0-0 |
| Chris Bahr | 1 | 0 | 1 | 0-0 | 0-0 | 0 | 0 | 0-0 |
| Blair Bush | 1 | 0 | 1 | 0-0 | 0-0 | 0 | 0 | 0-0 |
| Isaac Curtis | 1 | 0 | 1 | 0-0 | 0-0 | 0 | 0 | 0-0 |
| Pete Johnson | 1 | 0 | 1 | 0-0 | 0-0 | 0 | 0 | 0-0 |
| Dave Lapham | 1 | 0 | 1 | 0-0 | 0-0 | 0 | 0 | 0-0 |
| Max Montoya | 1 | 0 | 1 | 0-0 | 0-0 | 0 | 0 | 0-0 |

| BLOCKED KICKS | BP | BFG | BXP |
|---------------|----|-----|-----|
| Gary Burley | 0 | 1 | 0 |
| Marvin Cobb | 0 | 1 | 0 |

* NOTE: The two-point conversion was not instituted in the NFL until 1994.

** NOTE: It was not standard practice to separate the three types of defensive statistics — defense, special teams and miscellaneous — until 1988. Thus, the defensive statistics listed above include the combined totals of all three types. All defensive statistics above are press box statistics produced at the games.

1980 STATISTICS

RECORD: 6-10-0

HEAD COACH: FORREST GREGG

| DATE | W-L | SCORE | OPPONENT | ATTENDANCE |
|----------|-----|------------|----------------|------------|
| 9-7-80 | L | 12-17 | TAMPA BAY | 43,211 |
| 9-14-80 | L | 16-17 | at Miami | 38,322 |
| 9-21-80 | W | 30-28 | PITTSBURGH | 52,490 |
| 9-28-80 | L | 10-13 | HOUSTON | 50,413 |
| 10-5-80 | L | 9-14 | at Green Bay | 55,006 |
| 10-12-80 | W | 17-16 | at Pittsburgh | 53,668 |
| 10-19-80 | W | 14-0 | MINNESOTA | 44,487 |
| 10-26-80 | L | 3-23 | at Houston | 49,189 |
| 11-2-80 | L | 14-31 | SAN DIEGO | 46,406 |
| 11-9-80 | L | 17-28 | at Oakland | 44,132 |
| 11-16-80 | L | 0-14 | BUFFALO | 40,836 |
| 11-23-80 | L | 7-31 | at Cleveland | 79,253 |
| 11-30-80 | W | 20-6 | at Kansas City | 41,594 |
| 12-7-80 | W | 34-33 | BALTIMORE | 35,651 |
| 12-14-80 | W | 17-14 (OT) | at Chicago | 48,808 |
| 12-21-80 | L | 24-27 | CLEVELAND | 50,058 |

| TEAM STATISTICS | BENGALS | OPPONENTS |
|---------------------|---------|-----------|
| TOTAL FIRST DOWNS | 283 | 286 |
| Rushing | 111 | 111 |
| Passing | 147 | 154 |
| Penalty | 25 | 21 |
| 3rd Down: Made-Att. | — | — |
| 3rd Down Pct. | — | — |
| 4th Down: Made-Att. | — | — |
| 4th Down Pct. | — | — |
| POSSESSION AVG. | 30:57 | 29:03 |
| TOTAL NET YARDS | 4884 | 4804 |
| Avg. Per Game | 305.3 | 300.3 |
| Total Plays | 1060 | 995 |
| Avg. Per Play | 4.6 | 4.8 |
| NET YARDS RUSHING | 2069 | 1680 |
| Avg. Per Game | 129.3 | 105.0 |
| Total Rushes | 513 | 469 |
| NET YARDS PASSING | 2815 | 3124 |
| Avg. Per Game | 175.9 | 195.3 |
| Sacked-Yards Lost | 37-287 | 35-302 |
| Gross Yards | 3102 | 3426 |
| Att.-Completions | 510-281 | 491-284 |
| Completion Pct. | 55.1 | 57.8 |
| Had Intercepted | 25 | 20 |
| PUNTS-AVG. | 87-39.7 | 72-38.5 |
| Net Punting Avg. | 31.3 | 33.3 |
| PENALTIES-YARDS | 118-949 | 106-809 |
| FUMBLES-BALLS LOST | 22-8 | 44-22 |
| TOUCHDOWNS | 28 | 38 |
| Rushing | 9 | 13 |
| Passing | 17 | 22 |
| Returns | 2 | 3 |

| SCORE BY PERIODS | 1 | 2 | 3 | 4 | OT | PTS |
|------------------|----|-----|----|-----|----|-----|
| BENGALS | 80 | 65 | 30 | 66 | 3 | 244 |
| OPPONENTS | 17 | 109 | 85 | 101 | 0 | 312 |

| SCORING | TD | TD-R | TD-P | TD-R | PAT | FG | S | PTS |
|-------------------|----|------|------|------|-------|-------|----|-----|
| Ian Sunter | 0 | 0 | 0 | 0 | 15-15 | 0 | 48 | 0 |
| Pete Johnson | 7 | 6 | 1 | 0 | — | — | 0 | 42 |
| Don Bass | 6 | 0 | 6 | 0 | — | — | 0 | 36 |
| Dan Ross | 4 | 0 | 4 | 0 | — | — | 0 | 24 |
| Jim Breech | 0 | 0 | 0 | 0 | 11-12 | 4-7 | 0 | 23 |
| Isaac Curtis | 3 | 0 | 3 | 0 | — | — | 0 | 18 |
| Charles Alexander | 2 | 2 | 0 | 0 | — | — | 0 | 12 |
| Ray Griffin | 2 | 0 | 0 | 2 | — | — | 0 | 12 |
| Pat McNally | 2 | 0 | 2 | 0 | — | — | 0 | 12 |
| Jack Thompson | 1 | 1 | 0 | 0 | — | — | 0 | 6 |
| Deacon Turner | 1 | 0 | 1 | 0 | — | — | 0 | 6 |
| Reggie Williams | 0 | 0 | 0 | 0 | — | — | 1 | 2 |
| Sandro Vitiello | 0 | 0 | 0 | 0 | 1-1 | 0-2 | 0 | 1 |
| (team) | — | — | — | — | — | — | 1 | 2 |
| BENGALS | 28 | 9 | 17 | 2 | 27-28 | 15-29 | 2 | 244 |
| OPPONENTS | 38 | 13 | 22 | 3 | 36-38 | 16-27 | 0 | 312 |

Two-point conversions: (NA*).

| RUSHING | ATT | YDS | AVG | LG | TD |
|--------------------|-----|------|------|-----|----|
| Pete Johnson | 186 | 747 | 4.0 | 57t | 6 |
| Charles Alexander | 169 | 702 | 4.2 | 37 | 2 |
| Archie Griffin | 85 | 260 | 3.1 | 14 | 0 |
| Deacon Turner | 30 | 130 | 4.3 | 24 | 0 |
| Ken Anderson | 16 | 122 | 7.6 | 20 | 0 |
| Jack Thompson | 18 | 84 | 4.7 | 15 | 1 |
| Cleotha Montgomery | 1 | 12 | 12.0 | 12 | 0 |
| Mike Levenseller | 1 | 6 | 6.0 | 6 | 0 |
| Nathan Poole | 5 | 6 | 1.2 | 7 | 0 |
| M.L. Harris | 1 | 0 | 0.0 | 0 | 0 |
| Pat McNally | 1 | 0 | 0.0 | 0 | 0 |
| BENGALS | 513 | 2069 | 4.0 | 57t | 9 |
| OPPONENTS | 469 | 1680 | 3.6 | 55t | 13 |

| RECEIVING | REC | YDS | AVG | LG | TD |
|-------------------|-----|------|------|-----|----|
| Dan Ross | 56 | 724 | 12.9 | 37 | 4 |
| Isaac Curtis | 43 | 610 | 14.2 | 67t | 3 |
| Charles Alexander | 36 | 192 | 5.3 | 23 | 0 |
| Don Bass | 32 | 409 | 12.8 | 55t | 6 |
| Archie Griffin | 28 | 196 | 7.0 | 19 | 0 |
| Pete Johnson | 21 | 172 | 8.2 | 28t | 1 |
| Pat McNally | 18 | 269 | 14.9 | 59t | 2 |
| Steve Kreider | 17 | 272 | 16.0 | 30 | 0 |
| Deacon Turner | 12 | 73 | 6.1 | 15t | 1 |
| M.L. Harris | 10 | 137 | 13.7 | 26 | 0 |
| Jim Corbett | 3 | 28 | 9.3 | 12 | 0 |
| Mike Levenseller | 2 | 30 | 15.0 | 22 | 0 |
| Nathan Poole | 2 | -4 | -2.0 | 3 | 0 |
| Anthony Munoz | 1 | -6 | -6.0 | -6 | 0 |
| BENGALS | 281 | 3102 | 11.0 | 67t | 17 |
| OPPONENTS | 284 | 3426 | 12.1 | 68t | 22 |

| INTERCEPTIONS | NO | YDS | AVG | LG | TD |
|-----------------|----|-----|------|-----|----|
| Louis Breedon | 7 | 91 | 13.0 | 29 | 0 |
| Glenn Cameron | 3 | 43 | 14.3 | 27 | 0 |
| Ken Riley | 3 | 9 | 3.0 | 9 | 0 |
| Ray Griffin | 2 | 80 | 40.0 | 52t | 2 |
| Reggie Williams | 2 | 8 | 4.0 | 8 | 0 |
| Dick Jauron | 1 | 11 | 11.0 | 11 | 0 |
| Bryan Hicks | 1 | 8 | 8.0 | 8 | 0 |
| Greg Bright | 1 | 5 | 5.0 | 5 | 0 |
| BENGALS | 20 | 255 | 12.8 | 52t | 2 |
| OPPONENTS | 25 | 351 | 14.0 | 47 | 0 |

| PUNTING | NO | YDS | AVG | NET | TB | IN-20 | LG | BLK |
|-------------|----|------|------|------|----|-------|----|-----|
| Pat McNally | 83 | 3390 | 40.8 | 31.5 | 12 | 21 | 61 | 2 |
| Jim Breech | 2 | 67 | 33.5 | 22.5 | 1 | 1 | 37 | 0 |
| BENGALS | 87 | 3457 | 39.7 | 31.3 | 13 | 22 | 61 | 2 |
| OPPONENTS | 72 | 2773 | 38.5 | 33.3 | 6 | 16 | 57 | 0 |

| PUNT RETURNS | NO | FC | YDS | AVG | LG | TD |
|--------------------|----|----|-----|------|----|----|
| Cleotha Montgomery | 31 | 7 | 223 | 7.2 | 42 | 0 |
| Jo-Jo Heath | 6 | 1 | 29 | 4.8 | 11 | 0 |
| Greg Bright | 1 | 0 | 0 | 0.0 | 0 | 0 |
| Reggie Williams | 1 | 0 | 0 | 0.0 | 0 | 0 |
| BENGALS | 39 | 8 | 252 | 6.5 | 42 | 0 |
| OPPONENTS | 46 | — | 478 | 10.4 | — | 0 |

| KICKOFF RETURNS | NO | YDS | AVG | LG | TD |
|--------------------|----|------|------|----|----|
| Cleotha Montgomery | 44 | 843 | 19.2 | 40 | 0 |
| Deacon Turner | 9 | 173 | 19.2 | 31 | 0 |
| Bryan Hicks | 5 | 87 | 17.4 | 21 | 0 |
| Jo-Jo Heath | 3 | 51 | 17.0 | 21 | 0 |
| Steve Kreider | 1 | 19 | 19.0 | 19 | 0 |
| Jim Browner | 2 | 10 | 5.0 | 10 | 0 |
| Nathan Poole | 1 | 8 | 8.0 | 8 | 0 |
| Ron Simpkins | 3 | 8 | 2.7 | 8 | 0 |
| BENGALS | 68 | 1199 | 17.6 | 40 | 0 |
| OPPONENTS | 57 | 1180 | 20.7 | — | 1 |

| FIELD GOALS | 1-19 | 20-29 | 30-39 | 40-49 | 50+ |
|-----------------|------|-------|-------|-------|-----|
| Ian Sunter | 0-0 | 7-7 | 3-7 | 1-5 | 0-1 |
| Jim Breech | 0-0 | 2-2 | 1-2 | 1-3 | 0-0 |
| Sandro Vitiello | 0-0 | 0-0 | 0-2 | 0-0 | 0-0 |
| BENGALS | 0-0 | 9-9 | 4-11 | 2-8 | 0-1 |

Ian Sunter: (35G), (48N, 46N), (32N, 21G, 42G, 27G), (26G), (20G, 31G, 34G), (24G, 52N, 38N), (33N), (23G, 43N), (35N), (29G, 43N), (—), (—), (—), (—), (—), (—).

Sandro Vitiello: (—), (—), (—), (—), (—), (—), (—), (—), (—), (—), (—), (30B, 33N), (—), (—), (—), (—).

Jim Breech: (—), (—), (—), (—), (—), (—), (—), (—), (—), (—), (—), (—), (47N), (21G, 32G), (28G, 45N), (33N, 42G).

| PASSING | ATT | CMP | YDS | CMP% | YDS/ATT | TD | TD% | INT | INT% | LG | SKD-YDS | RAT |
|---------------|-----|-----|------|------|---------|----|-----|-----|------|-----|---------|------|
| Ken Anderson | 275 | 166 | 1778 | 60.4 | 6.47 | 6 | 2.2 | 13 | 4.7 | 67t | 24-174 | 66.9 |
| Jack Thompson | 234 | 115 | 1324 | 49.1 | 5.66 | 11 | 4.7 | 12 | 5.1 | 59t | 13-113 | 60.9 |
| Steve Kreider | 1 | 0 | 0 | 0.0 | 0.00 | 0 | 0.0 | 0 | 0.0 | — | 0-0 | 39.6 |
| BENGALS | 510 | 281 | 3102 | 55.1 | 6.08 | 17 | 3.3 | 25 | 4.9 | 67t | 37-287 | 64.0 |
| OPPONENTS | 491 | 284 | 3426 | 57.8 | 6.98 | 22 | 4.5 | 20 | 4.1 | 68t | 35-302 | 77.3 |

USUAL STARTERS

| OFFENSE | DEFENSE |
|-----------------------|----------------------|
| WR Don Bass | LDE Eddie Edwards |
| LOT Anthony Munoz | NT Wilson Whitley |
| LG Glenn Bujnoch | RDE Ross Browner |
| C Blair Bush | LOLB Tom Dinkel, |
| RG Max Montoya | Bo Harris |
| ROT Mike Wilson | LILB Jim LeClair |
| TE Dan Ross | RILB Glenn Cameron |
| WR Isaac Curtis | ROLB Reggie Williams |
| QB Ken Anderson | LCB Ray Griffin |
| HB Charles Alexander, | RCB Ken Riley |
| Archie Griffin | SS Greg Bright |
| Pete Johnson, | FS Dick Jauron |
| Charles Alexander | |

| DEFENSE** | ST | AT | TT | SKS-YDS | INT-YDS | PD | FF | FR-YDS |
|--------------------|----|----|----|---------|---------|----|----|--------|
| Jim LeClair | 74 | 24 | 98 | 0-0 | 0-0 | 7 | 0 | 1-0 |
| Glenn Cameron | 74 | 12 | 86 | 0-0 | 3-43 | 2 | 2 | 1-0 |
| Reggie Williams | 64 | 16 | 80 | 2-22 | 2-8 | 3 | 0 | 1-0 |
| Tom Dinkel | 49 | 14 | 63 | 1-11 | 0-0 | 2 | 0 | 3-0 |
| Ray Griffin | 50 | 8 | 58 | 0-0 | 2-80 | 8 | 1 | 2-14 |
| Ross Browner | 47 | 11 | 58 | 8-74 | 0-0 | 5 | 0 | 1-0 |
| Bo Harris | 44 | 11 | 55 | 2-11 | 0-0 | 3 | 2 | 2-15 |
| Ken Riley | 51 | 3 | 54 | 0-0 | 3-9 | 14 | 0 | 1-0 |
| Bryan Hicks | 46 | 6 | 52 | 1-10 | 1-8 | 4 | 1 | 1-0 |
| Dick Jauron | 40 | 9 | 49 | 0-0 | 1-11 | 3 | 1 | 1-0 |
| Greg Bright | 37 | 10 | 47 | 1-10 | 1-5 | 2 | 1 | 3-0 |
| Eddie Edwards | 42 | 1 | 43 | 12-105 | 0-0 | 1 | 0 | 1-0 |
| Louis Breedon | 38 | 0 | 38 | 0-0 | 7-91 | 12 | 0 | 0-0 |
| Ron Simpkins | 26 | 10 | 36 | 1-0 | 0-0 | 2 | 1 | 1-0 |
| Wilson Whitley | 25 | 7 | 32 | 2-16 | 0-0 | 0 | 0 | 0-0 |
| Rick Razzano | 11 | 4 | 15 | 0-0 | 0-0 | 0 | 0 | 1-0 |
| Nathan Poole | 10 | 1 | 11 | 0-0 | 0-0 | 0 | 1 | 1-0 |
| Mike St. Clair | 10 | 1 | 11 | 5-43 | 0-0 | 0 | 0 | 0-0 |
| Gary Burley | 9 | 0 | 9 | 0-0 | 0-0 | 1 | 0 | 0-0 |
| Mike Levenseller | 7 | 1 | 8 | 0-0 | 0-0 | 0 | 0 | 0-0 |
| M.L. Harris | 7 | 0 | 7 | 0-0 | 0-0 | 0 | 0 | 0-0 |
| Mike White | 6 | 1 | 7 | 0-0 | 0-0 | 0 | 0 | 0-0 |
| Andrew Melontree | 6 | 0 | 6 | 0-0 | 0-0 | 0 | 0 | 1-0 |
| Blair Bush | 4 | 1 | 5 | 0-0 | 0-0 | 0 | 0 | 0-0 |
| Rod Horn | 3 | 1 | 4 | 0-0 | 0-0 | 1 | 0 | 0-0 |
| Jo-Jo Heath | 3 | 0 | 3 | 0-0 | 0-0 | 1 | 0 | 0-0 |
| Mike Wilson | 3 | 0 | 3 | 0-0 | 0-0 | 0 | 0 | 0-0 |
| Shafer Suggs | 2 | 1 | 3 | 0-0 | 0-0 | 0 | 0 | 0-0 |
| Jim Breech | 2 | 0 | 2 | 0-0 | 0-0 | 0 | 0 | 0-0 |
| Jim Browner | 2 | 0 | 2 | 0-0 | 0-0 | 1 | 0 | 0-0 |
| Bill Glass | 2 | 0 | 2 | 0-0 | 0-0 | 0 | 0 | 0-0 |
| Blake Moore | 2 | 0 | 2 | 0-0 | 0-0 | 0 | 0 | 0-0 |
| Anthony Munoz | 2 | 0 | 2 | 0-0 | 0-0 | 0 | 0 | 0-0 |
| Dan Ross | 2 | 0 | 2 | 0-0 | 0-0 | 0 | 0 | 0-0 |
| Charles Alexander | 1 | 0 | 1 | 0-0 | 0-0 | 0 | 0 | 0-0 |
| Glenn Bujnoch | 1 | 0 | 1 | 0-0 | 0-0 | 0 | 0 | 0-0 |
| Jim Corbett | 1 | 0 | 1 | 0-0 | 0-0 | 0 | 0 | 0-0 |
| Isaac Curtis | 1 | 0 | 1 | 0-0 | 0-0 | 0 | 0 | 0-0 |
| Archie Griffin | 1 | 0 | 1 | 0-0 | 0-0 | 0 | 0 | 0-0 |
| Dave Lapham | 1 | 0 | 1 | 0-0 | 0-0 | 0 | 0 | 0-0 |
| Cleotha Montgomery | 1 | 0 | 1 | 0-0 | 0-0 | 0 | 0 | 0-0 |
| Max Montoya | 1 | 0 | 1 | 0-0 | 0-0 | 0 | 0 | 0-0 |
| Jack Thompson | 1 | 0 | 1 | 0-0 | 0-0 | 0 | 0 | 0-0 |

| BLOCKED KICKS | BP | BFG | BXP |
|---------------|----|-----|-----|
| Bill Glass | 0 | 1 | 0 |
| Mike White | 0 | 1 | 1 |

* NOTE: The two-point conversion was not instituted in the NFL until 1994.

** NOTE: It was not standard practice to separate the three types of defensive statistics — defense, special teams and miscellaneous — until 1988. Thus, the defensive statistics listed above include the combined totals of all three types. All defensive statistics above are press box statistics produced at the games.

1981 STATISTICS

RECORD: 12-4-0

HEAD COACH: FORREST GREGG
(BENGALS WON AFC CENTRAL DIVISION; SEE POSTSEASON
PORTION OF TEAM HISTORY SECTION FOR POSTSEASON STATS)

| DATE | W-L | SCORE | OPPONENT | ATTENDANCE |
|----------|-----|------------|----------------|------------|
| 9-6-81 | W | 27-21 | SEATTLE | 41,177 |
| 9-13-81 | W | 31-30 | at N.Y. Jets | 49,454 |
| 9-20-81 | L | 17-20 | CLEVELAND | 52,170 |
| 9-27-81 | W | 27-24 (OT) | BUFFALO | 46,418 |
| 10-4-81 | L | 10-17 | at Houston | 44,350 |
| 10-11-81 | W | 41-19 | at Baltimore | 33,060 |
| 10-18-81 | W | 34-7 | PITTSBURGH | 57,090 |
| 10-25-81 | L | 7-17 | at New Orleans | 46,336 |
| 11-1-81 | W | 34-21 | HOUSTON | 54,736 |
| 11-8-81 | W | 40-17 | at San Diego | 51,259 |
| 11-15-81 | W | 24-10 | LOS ANGELES | 56,836 |
| 11-22-81 | W | 38-21 | DENVER | 57,207 |
| 11-29-81 | W | 41-21 | at Cleveland | 75,186 |
| 12-6-81 | L | 3-21 | SAN FRANCISCO | 56,796 |
| 12-13-81 | W | 17-10 | at Pittsburgh | 50,623 |
| 12-20-81 | W | 30-28 | at Atlanta | 35,972 |

| TEAM STATISTICS | BENGALS | OPPONENTS |
|-------------------------|---------|-----------|
| TOTAL FIRST DOWNS..... | 361 | 324 |
| Rushing..... | 124 | 126 |
| Passing..... | 210 | 167 |
| Penalty..... | 27 | 31 |
| 3rd Down: Made-Att..... | 100-221 | 96-226 |
| 3rd Down Pct..... | 45.2 | 42.5 |
| 4th Down: Made-Att..... | — | — |
| 4th Down Pct..... | — | — |
| POSSESSION AVG..... | 30:52 | 29:08 |
| TOTAL NET YARDS..... | 5968 | 5289 |
| Avg. Per Game..... | 373.0 | 330.6 |
| Total Plays..... | 1078 | 1055 |
| Avg. Per Play..... | 5.5 | 5.0 |
| NET YARDS RUSHING..... | 1973 | 1881 |
| Avg. Per Game..... | 123.3 | 117.6 |
| Total Rushes..... | 493 | 465 |
| NET YARDS PASSING..... | 3995 | 3408 |
| Avg. Per Game..... | 249.7 | 213.0 |
| Sacked-Yards Lost..... | 35-205 | 42-349 |
| Gross Yards..... | 4200 | 3757 |
| Att.-Completions..... | 550-332 | 548-316 |
| Completion Pct..... | 60.4 | 57.7 |
| Had Intercepted..... | 12 | 19 |
| PUNTS-AVG..... | 73-44.8 | 81-40.3 |
| Net Punting Avg..... | 34.1 | 34.1 |
| PENALTIES-YARDS..... | 109-896 | 104-787 |
| FUMBLES-BALLS LOST..... | 25-12 | 32-18 |
| TOUCHDOWNS..... | 51 | 38 |
| Rushing..... | 19 | 12 |
| Passing..... | 30 | 24 |
| Returns..... | 2 | 2 |

| SCORE BY PERIODS | 1 | 2 | 3 | 4 | OT | PTS |
|------------------|----|-----|----|-----|----|-----|
| BENGALS..... | 74 | 150 | 58 | 136 | 3 | 421 |
| OPPONENTS..... | 38 | 111 | 17 | 138 | 0 | 304 |

| SCORING | TD | TD-R | TD-P | TD-RT | PAT | FG | S | PTS |
|------------------------|----|------|------|-------|-------|-------|---|-----|
| Jim Breech..... | 0 | 0 | 0 | 0 | 49-51 | 22-32 | 0 | 115 |
| Pete Johnson..... | 16 | 12 | 4 | 0 | — | — | 0 | 96 |
| Cris Collinsworth..... | 8 | 0 | 8 | 0 | — | — | 0 | 48 |
| Steve Kreider..... | 5 | 0 | 5 | 0 | — | — | 0 | 30 |
| Dan Ross..... | 5 | 0 | 5 | 0 | — | — | 0 | 30 |
| Archie Griffin..... | 4 | 3 | 1 | 0 | — | — | 0 | 24 |
| Charles Alexander..... | 3 | 2 | 1 | 0 | — | — | 0 | 18 |
| Isaac Curtis..... | 2 | 0 | 2 | 0 | — | — | 0 | 12 |
| M.L. Harris..... | 2 | 0 | 2 | 0 | — | — | 0 | 12 |
| David Verser..... | 2 | 0 | 2 | 0 | — | — | 0 | 12 |
| Ken Anderson..... | 1 | 1 | 0 | 0 | — | — | 0 | 6 |
| Louis Breeden..... | 1 | 0 | 0 | 1 | — | — | 0 | 6 |
| Jim Hargrove..... | 1 | 1 | 0 | 0 | — | — | 0 | 6 |
| Mike St. Clair..... | 1 | 0 | 0 | 1 | — | — | 0 | 6 |
| BENGALS..... | 51 | 19 | 30 | 2 | 49-51 | 22-32 | 0 | 421 |
| OPPONENTS..... | 38 | 12 | 24 | 2 | 38-38 | 12-21 | 1 | 304 |

Two-point conversions: (NA)*.

| PASSING | ATT | CMP | YDS | CMP% | YDS/ATT | TD | TD% | INT | INT% | LG | SKD-YDS | RAT |
|--------------------|-----|-----|------|------|---------|----|-----|-----|------|-----|---------|------|
| Ken Anderson..... | 479 | 300 | 3754 | 62.6 | 7.84 | 29 | 6.1 | 10 | 2.1 | 74t | 25-140 | 98.4 |
| Jack Thompson..... | 49 | 21 | 267 | 42.9 | 5.45 | 1 | 2.0 | 2 | 4.1 | 21 | 7-61 | 50.3 |
| Turk Schonert..... | 19 | 10 | 166 | 52.6 | 8.74 | 0 | 0.0 | 0 | 0.0 | 36 | 3-4 | 82.3 |
| Steve Kreider..... | 3 | 1 | 13 | 33.3 | 4.33 | 0 | 0.0 | 0 | 0.0 | 13 | 0-0 | 47.9 |
| BENGALS..... | 550 | 332 | 4200 | 60.4 | 7.64 | 30 | 5.5 | 12 | 2.2 | 74t | 35-205 | 93.3 |
| OPPONENTS..... | 548 | 316 | 3757 | 57.7 | 6.86 | 24 | 4.4 | 19 | 3.5 | 65t | 42-349 | 78.9 |

| RUSHING | ATT | YDS | AVG | LG | TD |
|------------------------|-----|------|-------|-----|----|
| Pete Johnson..... | 274 | 1077 | 3.9 | 39t | 12 |
| Ken Anderson..... | 46 | 320 | 7.0 | 25 | 1 |
| Charles Alexander..... | 98 | 292 | 3.0 | 16 | 2 |
| Archie Griffin..... | 47 | 163 | 3.5 | 23 | 3 |
| Jim Hargrove..... | 16 | 66 | 4.1 | 27 | 1 |
| Turk Schonert..... | 7 | 41 | 5.9 | 19 | 1 |
| Steve Kreider..... | 1 | 21 | 21.0 | 21 | 0 |
| David Verser..... | 2 | 11 | 5.5 | 9 | 0 |
| Don Bass..... | 1 | 9 | 9.0 | 9 | 0 |
| Pat McNally..... | 1 | -27 | -27.0 | -27 | 0 |
| BENGALS..... | 493 | 1973 | 4.0 | 39t | 19 |
| OPPONENTS..... | 465 | 1881 | 4.0 | 43 | 12 |

| RECEIVING | REC | YDS | AVG | LG | TD |
|------------------------|-----|------|------|-----|----|
| Dan Ross..... | 71 | 910 | 12.8 | 37 | 5 |
| Cris Collinsworth..... | 67 | 1009 | 15.1 | 74t | 8 |
| Pete Johnson..... | 46 | 320 | 7.0 | 33 | 4 |
| Isaac Curtis..... | 37 | 609 | 16.5 | 68 | 2 |
| Steve Kreider..... | 37 | 520 | 14.1 | 46 | 5 |
| Charles Alexander..... | 28 | 262 | 9.4 | 65t | 1 |
| Archie Griffin..... | 20 | 160 | 8.0 | 17 | 1 |
| M.L. Harris..... | 13 | 181 | 13.9 | 42 | 2 |
| David Verser..... | 6 | 161 | 26.8 | 73t | 2 |
| Pat McNally..... | 6 | 68 | 11.3 | 20 | 0 |
| Jim Hargrove..... | 1 | 0 | 0.0 | 0 | 0 |
| BENGALS..... | 332 | 4200 | 12.7 | 74t | 30 |
| OPPONENTS..... | 316 | 3757 | 11.9 | 65t | 24 |

| INTERCEPTIONS | NO | YDS | AVG | LG | TD |
|----------------------|----|-----|------|------|----|
| Ken Riley..... | 5 | 6 | 1.2 | 6 | 0 |
| Louis Breeden..... | 4 | 145 | 36.3 | 102t | 1 |
| Reggie Williams..... | 4 | 33 | 8.3 | 14 | 0 |
| Bo Harris..... | 2 | 92 | 46.0 | 49 | 0 |
| Mike Fuller..... | 1 | 31 | 31.0 | 31 | 0 |
| Rick Razzano..... | 1 | 11 | 11.0 | 11 | 0 |
| Glenn Cameron..... | 1 | 0 | 0.0 | 0 | 0 |
| Jim LeClair..... | 1 | 0 | 0.0 | 0 | 0 |
| BENGALS..... | 19 | 318 | 16.7 | 102t | 1 |
| OPPONENTS..... | 12 | 143 | 11.9 | 38 | 1 |

| PUNTING | NO | YDS | AVG | NET | TB | IN-20 | LG | BLK. |
|------------------|----|------|------|------|----|-------|----|------|
| Pat McNally..... | 72 | 3272 | 45.4 | 36.1 | 11 | 17 | 62 | 1 |
| BENGALS..... | 73 | 3272 | 44.8 | 36.1 | 11 | 17 | 62 | 1 |
| OPPONENTS..... | 81 | 3266 | 40.3 | 34.1 | 15 | 20 | 66 | 0 |

| PUNT RETURNS | NO | FC | YDS | AVG | LG | TD |
|-------------------|----|----|-----|-----|----|----|
| Mike Fuller..... | 23 | 13 | 177 | 7.7 | 34 | 0 |
| John Simmons..... | 5 | 6 | 24 | 4.8 | 11 | 0 |
| Bryan Hicks..... | 1 | 0 | 4 | 4.0 | 4 | 0 |
| BENGALS..... | 29 | 19 | 205 | 7.1 | 34 | 0 |
| OPPONENTS..... | 42 | — | 416 | 9.9 | — | 0 |

| KICKOFF RETURNS | NO | YDS | AVG | LG | TD |
|-----------------------|----|------|------|-----|----|
| David Verser..... | 29 | 691 | 23.8 | 78 | 0 |
| Clarence Chapman..... | 8 | 171 | 21.4 | 29 | 0 |
| Archie Griffin..... | 6 | 119 | 19.8 | 28 | 0 |
| Mike Fuller..... | 1 | 34 | 34.0 | 34 | 0 |
| Ray Griffin..... | 2 | 31 | 15.5 | 17 | 0 |
| John Simmons..... | 1 | 10 | 10.0 | 10 | 0 |
| Tom Dinkel..... | 1 | 0 | 0.0 | 0 | 0 |
| Bobby Kemp..... | 1 | 0 | 0.0 | 0 | 0 |
| Rick Razzano..... | 0f | 0 | — | — | 0 |
| BENGALS..... | 49 | 1056 | 21.6 | 78 | 0 |
| OPPONENTS..... | 80 | 1612 | 20.2 | 96t | 1 |

| FIELD GOALS | 1-19 | 20-29 | 30-39 | 40-49 | 50+ |
|---|------|-------|-------|-------|-----|
| Jim Breech..... | 0-0 | 9-11 | 7-9 | 5-11 | 1-1 |
| BENGALS..... | 0-0 | 9-11 | 7-9 | 5-11 | 1-1 |
| Jim Breech: (25G, 40G, 43N), (25N, 44G), (42B, 29N, 21G), (23G, 28G), (45G, 36N, 48N), (38G, 24G), (27G, 23G), (—), (30G, 51G), (43G, 33G), (37G), (38G, 46N, 48N), (—), (30G), (38G, 41N), (39N, 29G, 20G, 45G). | | | | | |

USUAL STARTERS

| OFFENSE | DEFENSE |
|----------------------|----------------------|
| WR Cris Collinsworth | LDE Eddie Edwards |
| LOT Anthony Munoz | NT Wilson Whitley |
| LG Dave Lapham | RDE Ross Browner |
| C Blair Bush | LOLB Bo Harris |
| RG Max Montoya | LILB Jim LeClair |
| ROT Mike Wilson | RILB Glenn Cameron |
| TE Dan Ross | ROLB Reggie Williams |
| WR Isaac Curtis | LCB Louis Breeden |
| QB Ken Anderson | RCB Ken Riley |
| HB Charles Alexander | SS Bobby Kemp |
| FB Pete Johnson | FS Bryan Hicks |

| DEFENSE** | ST | AT | TT | SKS-YDS | INT-YDS | PD | FF | FR-YDS |
|------------------------|----|----|-----|---------|---------|----|----|--------|
| Jim LeClair..... | 81 | 31 | 112 | 1-10 | 1-0 | 7 | 0 | 1-0 |
| Reggie Williams..... | 83 | 23 | 106 | 11-90 | 4-33 | 3 | 3 | 3-0 |
| Glenn Cameron..... | 76 | 20 | 96 | 0-0 | 1-0 | 7 | 3 | 0-0 |
| Bo Harris..... | 69 | 20 | 89 | 2-11 | 2-92 | 5 | 0 | 2-3 |
| Louis Breeden..... | 67 | 13 | 80 | 0-0 | 4-145 | 12 | 1 | 1-10 |
| Bryan Hicks..... | 53 | 22 | 75 | 0-0 | 0-0 | 8 | 1 | 2-3 |
| Bobby Kemp..... | 53 | 17 | 70 | 1-6 | 0-0 | 8 | 2 | 0-0 |
| Ross Browner..... | 47 | 11 | 58 | 9-80 | 0-0 | 2 | 2 | 1-0 |
| Eddie Edwards..... | 36 | 11 | 47 | 10-89 | 0-0 | 0 | 2 | 1-0 |
| Ken Riley..... | 38 | 5 | 43 | 0-0 | 5-6 | 14 | 1 | 1-0 |
| Rick Razzano..... | 31 | 10 | 41 | 0-0 | 1-11 | 0 | 2 | 0-0 |
| Wilson Whitley..... | 23 | 8 | 31 | 2-12 | 0-0 | 0 | 0 | 0-0 |
| Tom Dinkel..... | 24 | 4 | 28 | 0-0 | 0-0 | 0 | 0 | 0-0 |
| John Simmons..... | 20 | 3 | 23 | 0-0 | 0-0 | 2 | 0 | 0-0 |
| Rod Horn..... | 18 | 5 | 23 | 0-0 | 0-0 | 0 | 0 | 1-0 |
| Mike St. Clair..... | 17 | 4 | 21 | 3-24 | 0-0 | 2 | 0 | 1-12 |
| Guy Frazier..... | 14 | 7 | 21 | 0-0 | 0-0 | 2 | 0 | 0-0 |
| Ray Griffin..... | 13 | 6 | 19 | 0-0 | 0-0 | 4 | 1 | 1-0 |
| Mike Fuller..... | 13 | 5 | 18 | 0-0 | 1-31 | 2 | 0 | 1-0 |
| Gary Burley..... | 11 | 3 | 14 | 2-26 | 0-0 | 0 | 0 | 0-0 |
| Jeff Schuh..... | 11 | 3 | 14 | 0-0 | 0-0 | 0 | 0 | 1-0 |
| Oliver Davis..... | 9 | 1 | 10 | 0-0 | 0-0 | 0 | 0 | 0-0 |
| Blair Bush..... | 7 | 2 | 9 | 0-0 | 0-0 | 0 | 0 | 0-0 |
| Clarence Chapman..... | 7 | 2 | 9 | 0-0 | 0-0 | 1 | 0 | 0-0 |
| Steve Kreider..... | 6 | 1 | 7 | 0-0 | 0-0 | 0 | 0 | 0-0 |
| David Verser..... | 6 | 1 | 7 | 0-0 | 0-0 | 0 | 0 | 0-0 |
| Jim Hargrove..... | 5 | 1 | 6 | 0-0 | 0-0 | 0 | 0 | 0-0 |
| M.L. Harris..... | 5 | 1 | 6 | 0-0 | 0-0 | 0 | 0 | 0-0 |
| Greg Bright..... | 3 | 1 | 4 | 0-0 | 0-0 | 0 | 0 | 0-0 |
| Charles Alexander..... | 2 | 0 | 2 | 0-0 | 0-0 | 0 | 0 | 0-0 |
| Ken Anderson..... | 2 | 0 | 2 | 0-0 | 0-0 | 0 | 0 | 0-0 |
| Jim Breech..... | 2 | 0 | 2 | 0-0 | 0-0 | 0 | 0 | 0-0 |
| Dave Lapham..... | 2 | 0 | 2 | 0-0 | 0-0 | 0 | 0 | 0-0 |
| Anthony Munoz..... | 2 | 0 | 2 | 0-0 | 0-0 | 0 | 0 | 0-0 |
| Pat McNally..... | 1 | 0 | 1 | 0-0 | 0-0 | 0 | 0 | 0-0 |
| Dan Ross..... | 1 | 0 | 1 | 0-0 | 0-0 | 0 | 0 | 0-0 |
| Mike Wilson..... | 1 | 0 | 1 | 0-0 | 0-0 | 0 | 0 | 0-0 |
| Don Bass..... | 0 | 0 | 0 | 0-0 | 0-0 | 0 | 0 | 1-0 |
| (team)..... | — | — | — | 1-1 | — | — | — | — |

| BLOCKED KICKS | BP | BFG | BXP |
|---------------|----|-----|-----|
| (none)..... | 0 | 0 | 0 |

* NOTE: The two-point conversion was not instituted in the NFL until 1994.

** NOTE: It was not standard practice to separate the three types of defensive statistics — defense, special teams and miscellaneous — until 1988. Thus, the defensive statistics listed above include the combined totals of all three types. All defensive statistics above are press box statistics produced at the games.

1982 STATISTICS

RECORD: 7-2-0

HEAD COACH: FORREST GREGG
(BENGALS WERE SUPER BOWL TOURNAMENT QUALIFIER;
SEE POSTSEASON PORTION OF TEAM HISTORY
SECTION FOR POSTSEASON STATS)

| DATE | W-L | SCORE | OPPONENT | ATTENDANCE |
|--|-----|------------|-----------------|------------|
| 9-12-82 | W | 27-6 | HOUSTON | 52,268 |
| 9-19-82 | L | 20-26 (OT) | at Pittsburgh | 53,973 |
| — PLAYERS' STRIKE BEGINS, SEPT. 20 — | | | | |
| 9-27-82 | — | — | at Cleveland | — |
| 10-3-82 | — | — | MIAMI | CANCELED |
| 10-10-82 | — | — | at New England | CANCELED |
| 10-17-82 | — | — | at N.Y. Giants | CANCELED |
| 10-24-82 | — | — | DALLAS | CANCELED |
| 10-31-82 | — | — | PITTSBURGH | CANCELED |
| 11-7-82 | — | — | WASHINGTON | CANCELED |
| 11-14-82 | — | — | at Houston | CANCELED |
| — PLAYERS' STRIKE ENDS AT 57 DAYS, NOV. 17 — | | | | |
| 11-21-82 | W | 18-14 | at Philadelphia | 65,172 |
| 11-28-82 | W | 31-17 | L.A. RAIDERS | 53,330 |
| 12-5-82 | W | 20-17 | at Baltimore | 23,598 |
| 12-12-82 | W | 23-10 | CLEVELAND | 54,305 |
| 12-20-82 | L | 34-50 | at San Diego | 51,296 |
| 12-26-82 | W | 24-10 | SEATTLE | 55,330 |
| 1-2-83 | W | 35-27 | at Houston | 26,522 |

| TEAM STATISTICS | BENGALS | OPPONENTS |
|---------------------|---------|-----------|
| TOTAL FIRST DOWNS | 207 | 170 |
| Rushing | 63 | 61 |
| Passing | 123 | 102 |
| Penalty | 21 | 7 |
| 3rd Down: Made-Att. | 66-122 | 35-104 |
| 3rd Down Pct. | 54.1 | 33.7 |
| 4th Down: Made-Att. | 2-3 | 9-13 |
| 4th Down Pct. | 66.7 | 69.2 |
| POSSESSION AVG. | 33:26 | 26:34 |
| TOTAL NET YARDS | 3288 | 2893 |
| Avg. Per Game | 365.3 | 321.4 |
| Total Plays | 606 | 551 |
| Avg. Per Play | 5.4 | 5.3 |
| NET YARDS RUSHING | 949 | 850 |
| Avg. Per Game | 105.4 | 94.4 |
| Total Rushes | 223 | 223 |
| NET YARDS PASSING | 2339 | 2043 |
| Avg. Per Game | 259.9 | 227.0 |
| Sacked-Yards Lost | 27-162 | 22-207 |
| Gross Yards | 2501 | 2250 |
| Att.-Completions | 310-219 | 306-187 |
| Completion Pct. | 70.6 | 61.1 |
| Had Intercepted | 9 | 14 |
| PUNTS-AVG. | 31-38.7 | 37-40.1 |
| Net Punting Avg. | 34.0 | 34.3 |
| PENALTIES-YARDS | 56-475 | 64-551 |
| FUMBLES-BALLS LOST | 12-7 | 19-6 |
| TOUCHDOWNS | 27 | 21 |
| Rushing | 13 | 8 |
| Passing | 12 | 12 |
| Returns | 2 | 1 |

| SCORE BY PERIODS | 1 | 2 | 3 | 4 | OT | PTS |
|------------------|----|----|----|----|----|-----|
| BENGALS | 48 | 76 | 62 | 46 | 0 | 232 |
| OPPONENTS | 24 | 42 | 51 | 54 | 6 | 177 |

| SCORING | TD | TD-R | TD-P | TD-RT | PAT | FG | S | PTS |
|-------------------|----|------|------|-------|-------|-------|---|-----|
| Jim Breech | 0 | 0 | 0 | 0 | 25-26 | 14-18 | 0 | 67 |
| Pete Johnson | 7 | 7 | 0 | 0 | — | — | 0 | 42 |
| Ken Anderson | 4 | 4 | 0 | 0 | — | — | 0 | 24 |
| M.L. Harris | 3 | 0 | 3 | 0 | — | — | 0 | 18 |
| Dan Ross | 3 | 0 | 3 | 0 | — | — | 0 | 18 |
| Charles Alexander | 2 | 1 | 1 | 0 | — | — | 0 | 12 |
| Steve Kreider | 1 | 0 | 1 | 0 | *1 | — | 0 | 7 |
| Cris Collinsworth | 1 | 0 | 1 | 0 | — | — | 0 | 6 |
| Isaac Curtis | 1 | 0 | 1 | 0 | — | — | 0 | 6 |
| Archie Griffin | 1 | 1 | 0 | 0 | — | — | 0 | 6 |
| Bo Harris | 1 | 0 | 0 | 1 | — | — | 0 | 6 |
| Rodney Holman | 1 | 0 | 1 | 0 | — | — | 0 | 6 |
| Ken Riley | 1 | 0 | 0 | 1 | — | — | 0 | 6 |
| David Verser | 1 | 0 | 1 | 0 | — | — | 0 | 6 |
| Reggie Williams | 0 | 0 | 0 | 0 | — | — | 1 | 2 |
| BENGALS | 27 | 13 | 12 | 2 | 26-27 | 14-18 | 1 | 232 |
| OPPONENTS | 21 | 8 | 12 | 1 | 19-21 | 10-12 | 1 | 177 |

*PAT scored on a run.

Two-point conversions: (NA*).

| PASSING | ATT | CMP | YDS | CMP% | YDS/ATT | TD | TD% | INT | INT% | LG | SKD-YDS | RAT |
|---------------|-----|-----|------|-------|---------|----|-----|-----|------|-----|---------|------|
| Ken Anderson | 309 | 218 | 2495 | 70.6 | 8.07 | 12 | 3.9 | 9 | 2.9 | 56t | 26-154 | 95.3 |
| Turk Schonert | 1 | 1 | 6 | 100.0 | 6.00 | 0 | 0.0 | 0 | 0.0 | 6 | 1-8 | 91.7 |
| BENGALS | 310 | 219 | 2501 | 70.6 | 8.07 | 12 | 3.9 | 9 | 2.9 | 56t | 27-162 | 95.4 |
| OPPONENTS | 306 | 187 | 2250 | 61.1 | 7.35 | 12 | 3.9 | 14 | 4.6 | 66t | 22-207 | 77.7 |

| RUSHING | ATT | YDS | AVG | LG | TD |
|-------------------|-----|-----|-------|-----|----|
| Pete Johnson | 156 | 622 | 4.0 | 21 | 7 |
| Charles Alexander | 64 | 207 | 3.2 | 18 | 1 |
| Ken Anderson | 25 | 85 | 3.4 | 12t | 4 |
| Archie Griffin | 12 | 39 | 3.3 | 10t | 1 |
| Isaac Curtis | 3 | 15 | 5.0 | 8 | 0 |
| Rodney Tate | 2 | 2 | 1.0 | 2 | 0 |
| David Verser | 1 | 1 | 1.0 | 1 | 0 |
| M.L. Harris | 2 | -3 | -1.5 | 5 | 0 |
| Turk Schonert | 3 | -8 | -2.7 | -3 | 0 |
| Cris Collinsworth | 1 | -11 | -11.0 | -11 | 0 |
| BENGALS | 269 | 949 | 3.5 | 21 | 13 |
| OPPONENTS | 223 | 850 | 3.8 | 48t | 8 |

| RECEIVING | REC | YDS | AVG | LG | TD |
|-------------------|-----|------|------|-----|----|
| Cris Collinsworth | 49 | 700 | 14.3 | 50 | 1 |
| Dan Ross | 47 | 508 | 10.8 | 28 | 3 |
| Pete Johnson | 31 | 267 | 8.6 | 25 | 0 |
| Isaac Curtis | 23 | 320 | 13.9 | 45 | 1 |
| Archie Griffin | 22 | 172 | 7.8 | 22 | 0 |
| Steve Kreider | 16 | 230 | 14.4 | 28 | 1 |
| Charles Alexander | 14 | 85 | 6.1 | 14 | 1 |
| M.L. Harris | 10 | 103 | 10.3 | 17t | 3 |
| David Verser | 4 | 98 | 24.5 | 56t | 1 |
| Rodney Holman | 3 | 18 | 6.0 | 10 | 1 |
| BENGALS | 219 | 2501 | 11.4 | 56t | 12 |
| OPPONENTS | 187 | 2250 | 12.0 | 66t | 12 |

| INTERCEPTIONS | NO | YDS | AVG | LG | TD |
|-----------------|----|-----|------|-----|----|
| Ken Riley | 5 | 88 | 17.6 | 56t | 1 |
| Louis Breeden | 2 | 9 | 4.5 | 9 | 0 |
| Bo Harris | 1 | 62 | 62.0 | 62t | 1 |
| Ross Browner | 1 | 29 | 29.0 | 29 | 0 |
| Ray Griffin | 1 | 21 | 21.0 | 21 | 0 |
| Reggie Williams | 1 | 20 | 20.0 | 20 | 0 |
| Jim LeClair | 1 | 11 | 11.0 | 11 | 0 |
| Mike Fuller | 1 | 0 | 0.0 | 0 | 0 |
| Bobby Kemp | 1 | 0 | 0.0 | 0 | 0 |
| BENGALS | 14 | 240 | 17.1 | 62t | 2 |
| OPPONENTS | 9 | 93 | 10.3 | 35 | 1 |

| PUNTING | NO | YDS | AVG | NET | TB | IN-20 | LG | BLK. |
|-------------|----|------|------|------|----|-------|----|------|
| Pat McNally | 31 | 1201 | 38.7 | 34.0 | 4 | 7 | 53 | 0 |
| BENGALS | 31 | 1201 | 38.7 | 34.0 | 4 | 7 | 53 | 0 |
| OPPONENTS | 37 | 1484 | 40.1 | 34.3 | 6 | 8 | 52 | 0 |

| PUNT RETURNS | NO | FC | YDS | AVG | LG | TD |
|--------------|----|----|-----|-----|----|----|
| Mike Fuller | 17 | 8 | 95 | 5.6 | 13 | 0 |
| BENGALS | 17 | 8 | 95 | 5.6 | 13 | 0 |
| OPPONENTS | 17 | — | 68 | 4.0 | — | 0 |

| KICKOFF RETURNS | NO | YDS | AVG | LG | TD |
|-----------------|----|-----|------|----|----|
| David Verser | 16 | 320 | 20.0 | 33 | 0 |
| Rodney Tate | 14 | 314 | 22.4 | 55 | 0 |
| Mike Fuller | 1 | 9 | 9.0 | 9 | 0 |
| BENGALS | 31 | 643 | 20.7 | 55 | 0 |
| OPPONENTS | 45 | 851 | 18.9 | — | 0 |

| FIELD GOALS | 1-19 | 20-29 | 30-39 | 40-49 | 50+ |
|--|------|-------|-------|-------|-----|
| Jim Breech | 2-2 | 3-3 | 5-6 | 3-5 | 1-2 |
| BENGALS | 2-2 | 3-3 | 5-6 | 3-5 | 1-2 |
| Jim Breech: (25G, 43G, 47N, 43N), (31G, 50G, 39B), (49G, 19G, 38G), (35G), (—), (36G, 21G, 44G), (27G, 19G), (34G), (51N). | | | | | |

USUAL STARTERS

| OFFENSE | | DEFENSE | |
|---------|-------------------|---------|-----------------|
| WR | Cris Collinsworth | LDE | Eddie Edwards |
| LOT | Anthony Munoz | NT | Wilson Whitley |
| LG | Dave Lapham | RDE | Ross Browner |
| C | Blair Bush | LOLB | Bo Harris |
| RG | Max Montoya | LILB | Jim LeClair |
| ROT | Mike Wilson | RILB | Glenn Cameron |
| TE | Dan Ross | ROLB | Reggie Williams |
| WR | Isaac Curtis | LCB | Louis Breeden |
| QB | Ken Anderson | RCB | Ken Riley |
| HB | Charles Alexander | SS | Bobby Kemp |
| FB | Pete Johnson | FS | Bryan Hicks |

| DEFENSE** | ST | AT | TT | SKS-YDS | INT-YDS | PD | FF | FR-YDS |
|-------------------|----|----|----|---------|---------|----|----|--------|
| Bobby Kemp | 41 | 11 | 52 | 1-2 | 1-0 | 6 | 1 | 0-0 |
| Jim LeClair | 33 | 17 | 50 | 2.5-20 | 1-11 | 1 | 0 | 0-0 |
| Bryan Hicks | 31 | 17 | 48 | 0-0 | 0-0 | 9 | 0 | 0-0 |
| Reggie Williams | 34 | 9 | 43 | 4.5-41 | 1-20 | 3 | 0 | 4-0 |
| Glenn Cameron | 29 | 14 | 43 | 0-0 | 0-0 | 1 | 1 | 0-0 |
| Ross Browner | 28 | 13 | 41 | 3-38 | 1-29 | 1 | 1 | 0-0 |
| Bo Harris | 31 | 9 | 40 | 2-22 | 1-62 | 2 | 1 | 0-0 |
| Eddie Edwards | 25 | 5 | 30 | 6-53 | 0-0 | 1 | 0 | 1-0 |
| Ken Riley | 26 | 3 | 29 | 0-0 | 5-88 | 9 | 0 | 0-0 |
| Louis Breeden | 25 | 4 | 29 | 1-13 | 2-9 | 5 | 0 | 0-0 |
| Ray Griffin | 18 | 5 | 23 | 0-0 | 1-21 | 4 | 0 | 0-0 |
| Robert Jackson | 17 | 3 | 20 | 0-0 | 0-0 | 0 | 1 | 0-0 |
| Mike Fuller | 16 | 3 | 19 | 0-0 | 1-0 | 0 | 0 | 1-0 |
| Rick Razzano | 12 | 4 | 16 | 0-0 | 0-0 | 0 | 1 | 0-0 |
| Wilson Whitley | 11 | 4 | 15 | 1-12 | 0-0 | 0 | 1 | 0-0 |
| Guy Frazier | 10 | 2 | 12 | 0-0 | 0-0 | 0 | 0 | 0-0 |
| Tom Dinkel | 7 | 2 | 9 | 0-0 | 0-0 | 0 | 0 | 0-0 |
| Oliver Davis | 6 | 3 | 9 | 0-0 | 0-0 | 2 | 0 | 0-0 |
| Jeff Schuh | 6 | 3 | 9 | 0-0 | 0-0 | 0 | 0 | 0-0 |
| Rodney Holman | 5 | 1 | 6 | 0-0 | 0-0 | 0 | 0 | 0-0 |
| David Verser | 3 | 2 | 5 | 0-0 | 0-0 | 0 | 0 | 0-0 |
| Mike St. Clair | 4 | 0 | 4 | 0-0 | 0-0 | 0 | 0 | 0-0 |
| M.L. Harris | 3 | 0 | 3 | 0-0 | 0-0 | 0 | 0 | 0-0 |
| Glen Collins | 2 | 1 | 3 | 1-6 | 0-0 | 0 | 0 | 0-0 |
| Gary Burley | 2 | 0 | 2 | 0-0 | 0-0 | 0 | 0 | 0-0 |
| Blair Bush | 2 | 0 | 2 | 0-0 | 0-0 | 0 | 0 | 0-0 |
| Jerry Boyarsky | 1 | 1 | 2 | 0-0 | 0-0 | 0 | 0 | 0-0 |
| Ron Simpkins | 1 | 1 | 2 | 0-0 | 0-0 | 0 | 1 | 0-0 |
| Ken Anderson | 1 | 0 | 1 | 0-0 | 0-0 | 0 | 0 | 0-0 |
| Cris Collinsworth | 1 | 0 | 1 | 0-0 | 0-0 | 0 | 0 | 0-0 |
| Isaac Curtis | 1 | 0 | 1 | 0-0 | 0-0 | 0 | 0 | 0-0 |
| Pete Johnson | 1 | 0 | 1 | 0-0 | 0-0 | 0 | 0 | 0-0 |
| Steve Kreider | 1 | 0 | 1 | 0-0 | 0-0 | 0 | 0 | 0-0 |
| John Simmons | 1 | 0 | 1 | 0-0 | 0-0 | 0 | 0 | 0-0 |
| Emanuel Weaver | 1 | 0 | 1 | 0-0 | 0-0 | 0 | 0 | 0-0 |
| Mike Wilson | 1 | 0 | 1 | 0-0 | 0-0 | 0 | 0 | 0-0 |

| BLOCKED KICKS | BP | BFG | BXP |
|---------------|----|-----|-----|
| (team) | — | — | 1 |

* NOTE: The two-point conversion was not instituted in the NFL until 1994.

** NOTE: It was not standard practice to separate the three types of defensive statistics — defense, special teams and miscellaneous — until 1988. Thus, the defensive statistics listed above include the combined totals of all three types. All defensive statistics above are press box statistics produced at the games.

1983 STATISTICS

RECORD: 7-9-0

HEAD COACH: FORREST GREGG

| DATE | W-L | SCORE | OPPONENT | ATTENDANCE |
|----------|-----|-------|----------------|------------|
| 9-4-83 | L | 10-20 | L.A. RAIDERS | 50,956 |
| 9-11-83 | L | 6-10 | BUFFALO | 46,839 |
| 9-15-83 | L | 7-17 | at Cleveland | 79,700 |
| 9-25-83 | W | 23-17 | at Tampa Bay | 56,023 |
| 10-2-83 | L | 31-34 | BALTIMORE | 48,104 |
| 10-10-83 | L | 14-24 | PITTSBURGH | 56,086 |
| 10-16-83 | L | 17-24 | at Denver | 74,305 |
| 10-23-83 | W | 28-21 | CLEVELAND | 50,047 |
| 10-30-83 | W | 34-14 | GREEN BAY | 53,349 |
| 11-6-83 | W | 55-14 | at Houston | 39,706 |
| 11-13-83 | L | 15-20 | at Kansas City | 44,711 |
| 11-20-83 | W | 38-10 | HOUSTON | 46,375 |
| 11-28-83 | L | 14-38 | at Miami | 74,506 |
| 12-4-83 | W | 23-10 | at Pittsburgh | 55,832 |
| 12-11-83 | W | 17-9 | DETROIT | 45,728 |
| 12-17-83 | L | 14-20 | at Minnesota | 51,565 |

| TEAM STATISTICS | BENGALS | OPPONENTS |
|---------------------|---------|-----------|
| TOTAL FIRST DOWNS | 327 | 276 |
| Rushing | 127 | 96 |
| Passing | 179 | 156 |
| Penalty | 21 | 24 |
| 3rd Down: Made-Att. | 97-212 | 94-216 |
| 3rd Down Pct. | 45.8 | 43.5 |
| 4th Down: Made-Att. | 7-13 | 7-11 |
| 4th Down Pct. | 53.8 | 63.6 |
| POSSESSION AVG. | 31:29 | 28:31 |
| TOTAL NET YARDS | 5287 | 4327 |
| Avg. Per Game | 330.4 | 270.4 |
| Total Plays | 1036 | 973 |
| Avg. Per Play | 5.1 | 4.4 |
| NET YARDS RUSHING | 2104 | 1499 |
| Avg. Per Game | 131.5 | 93.7 |
| Total Rushes | 542 | 430 |
| NET YARDS PASSING | 3183 | 2828 |
| Avg. Per Game | 198.9 | 176.8 |
| Sacked-Yards Lost | 40-309 | 41-335 |
| Gross Yards | 3492 | 3163 |
| Att.-Completions | 454-290 | 502-288 |
| Completion Pct. | 63.9 | 57.4 |
| Had Intercepted | 18 | 23 |
| PUNTS-AVG. | 69-42.3 | 76-42.3 |
| Net Punting Avg. | 33.5 | 35.8 |
| PENALTIES-YARDS | 99-837 | 100-871 |
| FUMBLES-BALLS LOST | 35-15 | 35-15 |
| TOUCHDOWNS | 43 | 36 |
| Rushing | 24 | 16 |
| Passing | 14 | 17 |
| Returns | 5 | 3 |

| SCORE BY PERIODS | 1 | 2 | 3 | 4 | OT | PTS |
|------------------|-----|-----|----|----|----|-----|
| BENGALS | 102 | 140 | 54 | 50 | 0 | 346 |
| OPPONENTS | 55 | 86 | 65 | 96 | 0 | 302 |

| SCORING | TD | TD-R | TD-P | TD-R | PAT | FG | S | PTS |
|--------------------|----|------|------|------|-------|-------|---|-----|
| Jim Breech | 0 | 0 | 0 | 0 | 39-41 | 16-23 | 0 | 87 |
| Pete Johnson | 14 | 14 | 0 | 0 | — | — | 0 | 84 |
| Cris Collinsworth | 5 | 0 | 5 | 0 | — | — | 0 | 30 |
| Charles Alexander | 3 | 3 | 0 | 0 | — | — | 0 | 18 |
| Larry Kinnebrew | 3 | 3 | 0 | 0 | — | — | 0 | 18 |
| Dan Ross | 3 | 0 | 3 | 0 | — | — | 0 | 18 |
| Isaac Curtis | 2 | 0 | 2 | 0 | — | — | 0 | 12 |
| M.L. Harris | 2 | 0 | 2 | 0 | — | — | 0 | 12 |
| Ken Riley | 2 | 0 | 0 | 2 | — | — | 0 | 12 |
| Turk Schonert | 2 | 2 | 0 | 0 | — | — | 0 | 12 |
| Stanley Wilson | 2 | 1 | 1 | 0 | — | — | 0 | 12 |
| Ken Anderson | 1 | 1 | 0 | 0 | — | — | 0 | 6 |
| James Griffin | 1 | 0 | 0 | 1 | — | — | 0 | 6 |
| Ray Horton | 1 | 0 | 0 | 1 | — | — | 0 | 6 |
| Steve Kreider | 1 | 0 | 1 | 0 | — | — | 0 | 6 |
| Reggie Williams | 1 | 0 | 0 | 1 | — | — | 0 | 6 |
| Ross Browner | 0 | 0 | 0 | 0 | — | — | 0 | 1 |
| BENGALS-BALLS LOST | 43 | 24 | 14 | 5 | 40-43 | 16-23 | 0 | 346 |
| OPPONENTS | 36 | 16 | 17 | 3 | 35-36 | 17-22 | 0 | 302 |

*PAT scored on a pass from Steve Kreider.

Two-point conversions: (NA*).

| PASSING | ATT | CMP | YDS | CMP% | YDS/ATT | TD | TD% | INT | INT% | LG | SKD-YDS | RAT |
|---------------|-----|-----|------|------|---------|----|-----|-----|------|-----|---------|------|
| Ken Anderson | 297 | 198 | 2333 | 66.7 | 7.86 | 12 | 4.0 | 13 | 4.4 | 80t | 25-187 | 85.6 |
| Turk Schonert | 156 | 92 | 1159 | 59.0 | 7.43 | 2 | 1.3 | 5 | 3.2 | 54 | 15-122 | 73.1 |
| Steve Kreider | 1 | 0 | 0 | 0.0 | 0.00 | 0 | 0.0 | 0 | 0.0 | — | 0-0 | 39.6 |
| BENGALS | 454 | 290 | 3492 | 63.9 | 7.69 | 14 | 3.1 | 18 | 4.0 | 80t | 40-309 | 81.1 |
| OPPONENTS | 502 | 288 | 3163 | 57.4 | 6.30 | 17 | 3.4 | 23 | 4.6 | 53 | 41-335 | 68.3 |

| RUSHING | ATT | YDS | AVG | LG | TD |
|-------------------|-----|------|------|-----|----|
| Pete Johnson | 210 | 763 | 3.6 | 16t | 14 |
| Charles Alexander | 153 | 523 | 3.4 | 12 | 3 |
| Stanley Wilson | 56 | 267 | 4.8 | 18 | 1 |
| Larry Kinnebrew | 39 | 156 | 4.0 | 17 | 3 |
| Ken Anderson | 22 | 147 | 6.7 | 29 | 1 |
| Turk Schonert | 29 | 117 | 4.0 | 15 | 2 |
| Rodney Tate | 25 | 77 | 3.1 | 13 | 0 |
| David Verser | 2 | 31 | 15.5 | 29 | 0 |
| Mike Martin | 2 | 21 | 10.5 | 15 | 0 |
| Cris Collinsworth | 2 | 2 | 1.0 | 8 | 0 |
| Steve Kreider | 1 | 2 | 2.0 | 2 | 0 |
| Jeff Christensen | 1 | -2 | -2.0 | -2 | 0 |
| BENGALS | 542 | 2104 | 3.9 | 29 | 24 |
| OPPONENTS | 430 | 1499 | 3.5 | 40 | 16 |

| RECEIVING | REC | YDS | AVG | LG | TD |
|-------------------|-----|------|------|-----|----|
| Cris Collinsworth | 66 | 1130 | 17.1 | 63 | 5 |
| Isaac Curtis | 42 | 571 | 13.6 | 80t | 2 |
| Steve Kreider | 42 | 554 | 13.2 | 54 | 1 |
| Dan Ross | 42 | 483 | 11.5 | 30 | 3 |
| Charles Alexander | 32 | 187 | 5.8 | 14 | 0 |
| Rodney Tate | 18 | 142 | 7.9 | 25 | 0 |
| Pete Johnson | 15 | 129 | 8.6 | 18 | 0 |
| Stanley Wilson | 12 | 107 | 8.9 | 19 | 1 |
| M.L. Harris | 8 | 66 | 8.3 | 14 | 2 |
| David Verser | 7 | 82 | 11.7 | 22 | 0 |
| Mike Martin | 2 | 22 | 11.0 | 12 | 0 |
| Rodney Holman | 2 | 15 | 7.5 | 10 | 0 |
| Larry Kinnebrew | 2 | 4 | 2.0 | 2 | 0 |
| BENGALS | 290 | 3492 | 12.0 | 80t | 14 |
| OPPONENTS | 288 | 3163 | 11.0 | 53 | 17 |

| INTERCEPTIONS | NO | YDS | AVG | LG | TD |
|----------------|----|-----|------|-----|----|
| Ken Riley | 8 | 89 | 11.1 | 42t | 2 |
| Ray Horton | 5 | 121 | 24.2 | 55t | 1 |
| Bobby Kemp | 3 | 26 | 8.7 | 26 | 0 |
| Louis Breen | 2 | 47 | 23.5 | 39 | 0 |
| Ray Griffin | 2 | 24 | 12.0 | 24 | 0 |
| Robert Jackson | 2 | 21 | 10.5 | 15 | 0 |
| James Griffin | 1 | 41 | 41.0 | 41t | 1 |
| BENGALS | 23 | 369 | 16.0 | 55t | 4 |
| OPPONENTS | 18 | 298 | 16.6 | 70t | 2 |

| PUNTING | NO | YDS | AVG | NET | TB | IN-20 | LG | BLK. |
|-------------|----|------|------|------|----|-------|----|------|
| Pat McNally | 67 | 2804 | 41.9 | 33.5 | 9 | 13 | 60 | 2 |
| BENGALS | 69 | 2804 | 40.6 | 33.5 | 9 | 13 | 60 | 2 |
| OPPONENTS | 76 | 3211 | 42.3 | 35.8 | 4 | 21 | 70 | 0 |

| PUNT RETURNS | NO | FC | YDS | AVG | LG | TD |
|--------------|----|----|-----|------|----|----|
| John Simmons | 25 | 2 | 173 | 6.9 | 43 | 0 |
| Mike Martin | 23 | 3 | 227 | 9.9 | 19 | 0 |
| Ray Horton | 1 | 1 | 10 | 10.0 | 10 | 0 |
| BENGALS | 49 | 6 | 410 | 8.4 | 43 | 0 |
| OPPONENTS | 41 | 5 | 310 | 7.6 | 50 | 0 |

| KICKOFF RETURNS | NO | YDS | AVG | LG | TD |
|-----------------|----|------|------|----|----|
| John Simmons | 14 | 317 | 22.6 | 36 | 0 |
| David Verser | 13 | 253 | 19.5 | 29 | 0 |
| Rodney Tate | 13 | 218 | 16.8 | 23 | 0 |
| Stanley Wilson | 7 | 161 | 23.0 | 32 | 0 |
| Ray Horton | 5 | 128 | 25.6 | 49 | 0 |
| Mike Martin | 1 | 19 | 19.0 | 19 | 0 |
| Tom Dinkel | 1 | 1 | 1.0 | 1 | 0 |
| BENGALS | 54 | 1097 | 20.3 | 49 | 0 |
| OPPONENTS | 68 | 1298 | 19.1 | 90 | 0 |

| FIELD GOALS | 1-19 | 20-29 | 30-39 | 40-49 | 50+ |
|-------------|------|-------|-------|-------|-----|
| Jim Breech | 2-2 | 7-7 | 5-7 | 2-5 | 0-2 |
| BENGALS | 2-2 | 7-7 | 5-7 | 2-5 | 0-2 |

Jim Breech: (36G), (40N, 47G, 30G), (—), (24G), (19G), (47N), (51N, 35G), (—), (—), (29G, 44G), (31G, 23G, 23G), (26G), (—), (32G, 19G, 27G), (32N, 28G), (44N, 35N, 52N).

USUAL STARTERS

| OFFENSE | DEFENSE |
|----------------------|----------------------|
| WR Cris Collinsworth | LDE Eddie Edwards |
| LOT Anthony Munoz | NT Jerry Boyarsky |
| LG Dave Lapham | RDE Ross Browner |
| C Dave Rimington | Glen Collins |
| RG Max Montoya | LOLB Tom Dinkel |
| ROT Mike Wilson | LILB Jim LeClair |
| TE Dan Ross | RILB Glenn Cameron |
| WR Isaac Curtis | ROLB Reggie Williams |
| QB Ken Anderson | LCB Louis Breen |
| HB Rodney Tate | RCB Ken Riley |
| Charles Alexander | SS Bobby Kemp |
| Charles Alexander | FS Robert Jackson |
| Pete Johnson | |

| DEFENSE** | ST | AT | TT | SKS-YDS | INT-YDS | PD | FF | FR-YDS |
|-------------------|----|----|-----|----------|---------|----|----|--------|
| Glenn Cameron | 63 | 40 | 103 | 2-18 | 0-0 | 1 | 0 | 1-1 |
| Reggie Williams | 57 | 33 | 90 | 7.5-64.5 | 0-0 | 5 | 3 | 4-59 |
| Robert Jackson | 51 | 37 | 88 | 0-0 | 2-21 | 7 | 0 | 0-0 |
| Jim LeClair | 38 | 40 | 78 | 1-11 | 0-0 | 2 | 0 | 0-0 |
| Louis Breen | 44 | 15 | 59 | 1-9 | 2-47 | 10 | 1 | 1-0 |
| Bobby Kemp | 38 | 21 | 59 | 1-10 | 3-26 | 7 | 1 | 1-0 |
| Tim Krumrie | 32 | 21 | 53 | 1.5-2.5 | 0-0 | 0 | 0 | 1-0 |
| Ken Riley | 39 | 5 | 44 | 0-0 | 8-89 | 12 | 0 | 1-0 |
| Ray Horton | 28 | 16 | 44 | 0-0 | 5-121 | 6 | 0 | 0-0 |
| Guy Frazier | 28 | 14 | 42 | 1-8 | 0-0 | 0 | 0 | 0-0 |
| Ross Browner | 25 | 15 | 40 | 3-26 | 0-0 | 1 | 2 | 0-0 |
| Eddie Edwards | 23 | 15 | 38 | 13-94.5 | 0-0 | 0 | 0 | 1-0 |
| Rick Razzano | 20 | 16 | 36 | 0-0 | 0-0 | 0 | 0 | 1-0 |
| Tom Dinkel | 22 | 12 | 34 | 0.5-4 | 0-0 | 3 | 0 | 2-4 |
| Jerry Boyarsky | 18 | 14 | 32 | 1.5-13.5 | 0-0 | 0 | 0 | 0-0 |
| Ray Griffin | 20 | 4 | 24 | 1-10 | 2-24 | 0 | 1 | 1-13 |
| Glen Collins | 13 | 8 | 21 | 5-53 | 0-0 | 2 | 1 | 1-0 |
| John Simmons | 10 | 7 | 17 | 0-0 | 0-0 | 1 | 0 | 0-0 |
| Jeff Schuh | 8 | 5 | 13 | 0-0 | 0-0 | 0 | 0 | 0-0 |
| Larry Kinnebrew | 10 | 2 | 12 | 0-0 | 0-0 | 0 | 0 | 0-0 |
| Steve Mallow | 10 | 1 | 11 | 0-0 | 0-0 | 0 | 0 | 0-0 |
| Ron Simpkins | 5 | 6 | 11 | 0-0 | 0-0 | 0 | 0 | 1-0 |
| James Griffin | 8 | 2 | 10 | 0-0 | 1-41 | 1 | 0 | 0-0 |
| Jimmy Turner | 6 | 2 | 8 | 0-0 | 0-0 | 0 | 1 | 0-0 |
| Stanley Wilson | 4 | 3 | 7 | 0-0 | 0-0 | 0 | 0 | 0-0 |
| Gary Burley | 5 | 0 | 5 | 2-11 | 0-0 | 2 | 0 | 0-0 |
| Rodney Holman | 4 | 1 | 5 | 0-0 | 0-0 | 0 | 0 | 0-0 |
| M.L. Harris | 3 | 1 | 4 | 0-0 | 0-0 | 0 | 0 | 0-0 |
| Charles Alexander | 3 | 0 | 3 | 0-0 | 0-0 | 0 | 0 | 0-0 |
| Mike Martin | 3 | 0 | 3 | 0-0 | 0-0 | 0 | 0 | 0-0 |
| Isaac Curtis | 2 | 0 | 2 | 0-0 | 0-0 | 0 | 0 | 0-0 |
| Jim Hannula | 0 | 2 | 2 | 0-0 | 0-0 | 0 | 0 | 0-0 |
| Jim Breech | 1 | 0 | 1 | 0-0 | 0-0 | 0 | 0 | 0-0 |
| Cris Collinsworth | 1 | 0 | 1 | 0-0 | 0-0 | 0 | 0 | 0-0 |
| Pete Johnson | 1 | 0 | 1 | 0-0 | 0-0 | 0 | 0 | 0-0 |
| Steve Kreider | 1 | 0 | 1 | 0-0 | 0-0 | 0 | 0 | 0-0 |
| Dave Lapham | 1 | 0 | 1 | 0-0 | 0-0 | 0 | 0 | 0-0 |
| Anthony Munoz | 1 | 0 | 1 | 0-0 | 0-0 | 0 | 0 | 0-0 |
| Dave Rimington | 1 | 0 | 1 | 0-0 | 0-0 | 0 | 0 | 0-0 |
| Dan Ross | 1 | 0 | 1 | 0-0 | 0-0 | 0 | 0 | 0-0 |
| Bryan Hicks | 0 | 1 | 1 | 0-0 | 0-0 | 1 | 0 | 0-0 |

| BLOCKED KICKS | BP | BFG | BXP |
|---------------|----|-----|-----|
| Tim Krumrie | 0 | 0 | 1 |

* NOTE: The two-point conversion was not instituted in the NFL until 1994.

** NOTE: It was not standard practice to separate the three types of defensive statistics — defense, special teams and miscellaneous — until 1988. Thus, the defensive statistics listed above include the combined totals of all three types. All defensive statistics above are press box statistics produced at the games.

1984 STATISTICS

RECORD: 8-8-0

HEAD COACH: SAM WYCHE

| DATE | W-L | SCORE | OPPONENT | ATTENDANCE |
|----------|-----|------------|------------------|------------|
| 9-2-84 | L | 17-20 | at Denver | 74,178 |
| 9-9-84 | L | 22-27 | KANSAS CITY | 47,111 |
| 9-16-84 | L | 23-43 | at N.Y. Jets | 64,193 |
| 9-23-84 | L | 14-24 | L.A. RAMS | 45,406 |
| 10-1-84 | L | 17-38 | at Pittsburgh | 57,098 |
| 10-7-84 | W | 13-3 | HOUSTON | 43,637 |
| 10-14-84 | L | 14-20 | at New England | 48,154 |
| 10-21-84 | W | 12-9 | CLEVELAND | 50,667 |
| 10-28-84 | W | 31-13 | at Houston | 34,010 |
| 11-4-84 | L | 17-23 | at San Francisco | 58,324 |
| 11-11-84 | W | 22-20 | PITTSBURGH | 52,497 |
| 11-18-84 | L | 6-26 | SEATTLE | 50,280 |
| 11-25-84 | W | 35-14 | ATLANTA | 44,678 |
| 12-2-84 | W | 20-17 (OT) | at Cleveland | 51,774 |
| 12-9-84 | W | 24-21 | at New Orleans | 40,855 |
| 12-16-84 | W | 52-21 | BUFFALO | 55,771 |

| TEAM STATISTICS | BENGALS | OPPONENTS |
|---------------------|---------|-----------|
| TOTAL FIRST DOWNS | 339 | 322 |
| Rushing | 135 | 115 |
| Passing | 179 | 191 |
| Penalty | 25 | 16 |
| 3rd Down: Made-Att. | 93-211 | 82-202 |
| 3rd Down Pct. | 44.1 | 40.6 |
| 4th Down: Made-Att. | 10-14 | 5-11 |
| 4th Down Pct. | 71.4 | 45.5 |
| POSSESSION AVG. | 30:50 | 29:10 |
| TOTAL NET YARDS | 5480 | 5259 |
| Avg. Per Game | 342.5 | 328.7 |
| Total Plays | 1081 | 1034 |
| Avg. Per Play | 5.1 | 5.1 |
| NET YARDS RUSHING | 2179 | 1868 |
| Avg. Per Game | 136.2 | 116.8 |
| Total Rushes | 540 | 477 |
| NET YARDS PASSING | 3301 | 3391 |
| Avg. Per Game | 206.3 | 211.9 |
| Sacked-Yards Lost | 45-358 | 40-298 |
| Gross Yards | 3659 | 3689 |
| Att.-Completions | 496-306 | 517-302 |
| Completion Pct. | 61.7 | 58.4 |
| Had Intercepted | 22 | 25 |
| PUNTS-AVG. | 67-42.3 | 67-41.4 |
| Net Punting Avg. | 35.3 | 31.6 |
| PENALTIES-YARDS | 85-693 | 90-743 |
| FUMBLES-BALLS LOST | 32-17 | 27-15 |
| TOUCHDOWNS | 39 | 39 |
| Rushing | 18 | 21 |
| Passing | 17 | 15 |
| Returns | 4 | 3 |

| SCORE BY PERIODS | 1 | 2 | 3 | 4 | OT | PTS |
|------------------|----|-----|----|-----|----|-----|
| BENGALS | 53 | 105 | 77 | 101 | 3 | 339 |
| OPPONENTS | 40 | 98 | 78 | 123 | 0 | 339 |

| SCORING | TD | TD-R | TD-P | TD-R | PAT | FG | S | PTS |
|-------------------|----|------|------|------|-------|-------|---|-----|
| Jim Breech | 0 | 0 | 0 | 0 | 37-37 | 22-31 | 0 | 103 |
| Larry Kinnebrew | 10 | 9 | 1 | 0 | — | — | 0 | 60 |
| Cris Collinsworth | 6 | 0 | 6 | 0 | — | — | 0 | 36 |
| Stanford Jennings | 5 | 2 | 3 | 0 | — | — | 0 | 30 |
| James Brooks | 4 | 2 | 2 | 0 | — | — | 0 | 24 |
| Charles Alexander | 2 | 2 | 0 | 0 | — | — | 0 | 12 |
| Boomer Esiason | 2 | 2 | 0 | 0 | — | — | 0 | 12 |
| M.L. Harris | 2 | 0 | 2 | 0 | — | — | 0 | 12 |
| James Griffin | 1 | 0 | 0 | 1 | — | — | 0 | 6 |
| Rodney Holman | 1 | 0 | 1 | 0 | — | — | 0 | 6 |
| Ray Horton | 1 | 0 | 0 | 1 | — | — | 0 | 6 |
| Robert Jackson | 1 | 0 | 0 | 1 | — | — | 0 | 6 |
| Steve Kreider | 1 | 0 | 1 | 0 | — | — | 0 | 6 |
| Anthony Munoz | 1 | 0 | 1 | 0 | — | — | 0 | 6 |
| Turk Schonert | 1 | 1 | 0 | 0 | — | — | 0 | 6 |
| John Simmons | 1 | 0 | 0 | 1 | — | — | 0 | 6 |
| (team) | — | — | — | — | — | — | 1 | 2 |
| BENGALS | 39 | 18 | 17 | 4 | 37-39 | 22-31 | 1 | 339 |
| OPPONENTS | 39 | 21 | 15 | 3 | 37-39 | 22-27 | 1 | 339 |

Two-point conversions: (NA)*.

| RUSHING | ATT | YDS | AVG | LG | TD |
|-------------------|-----|------|------|----|----|
| Larry Kinnebrew | 154 | 623 | 4.0 | 23 | 9 |
| Charles Alexander | 132 | 479 | 3.6 | 22 | 2 |
| James Brooks | 103 | 396 | 3.8 | 33 | 2 |
| Stanford Jennings | 79 | 379 | 4.8 | 20 | 2 |
| Turk Schonert | 13 | 77 | 5.9 | 17 | 1 |
| Stanley Wilson | 17 | 74 | 4.4 | 9 | 0 |
| Ken Anderson | 11 | 64 | 5.8 | 14 | 0 |
| Boomer Esiason | 19 | 63 | 3.3 | 9 | 2 |
| John Farley | 7 | 11 | 1.6 | 5 | 0 |
| Cris Collinsworth | 1 | 7 | 7.0 | 7 | 0 |
| David Verser | 2 | 5 | 2.5 | 3 | 0 |
| Mike Martin | 1 | 3 | 3.0 | 3 | 0 |
| M.L. Harris | 1 | -2 | -2.0 | -2 | 0 |
| BENGALS | 540 | 2179 | 4.0 | 33 | 18 |
| OPPONENTS | 477 | 1868 | 3.9 | 36 | 21 |

| RECEIVING | REC | YDS | AVG | LG | TD |
|-------------------|-----|------|------|----|----|
| Cris Collinsworth | 64 | 989 | 15.5 | 57 | 6 |
| M.L. Harris | 48 | 759 | 15.8 | 80 | 2 |
| Stanford Jennings | 35 | 346 | 9.9 | 43 | 3 |
| James Brooks | 34 | 268 | 7.9 | 27 | 2 |
| Charles Alexander | 29 | 203 | 7.0 | 22 | 0 |
| Rodney Holman | 21 | 239 | 11.4 | 27 | 1 |
| Steve Kreider | 20 | 243 | 12.2 | 27 | 1 |
| Larry Kinnebrew | 19 | 159 | 8.4 | 22 | 1 |
| Isaac Curtis | 12 | 135 | 11.3 | 22 | 0 |
| Mike Martin | 11 | 164 | 14.9 | 42 | 0 |
| David Verser | 6 | 113 | 18.8 | 28 | 0 |
| Stanley Wilson | 2 | 15 | 7.5 | 11 | 0 |
| Don Kern | 2 | 14 | 7.0 | 9 | 0 |
| John Farley | 2 | 11 | 5.5 | 10 | 0 |
| Anthony Munoz | 1 | 1 | 1.0 | 11 | 1 |
| BENGALS | 306 | 3659 | 12.0 | 80 | 17 |
| OPPONENTS | 302 | 3689 | 12.2 | 76 | 15 |

| INTERCEPTIONS | NO | YDS | AVG | LG | TD |
|-----------------|----|-----|------|----|----|
| Louis Breeden | 4 | 96 | 24.0 | 70 | 0 |
| Robert Jackson | 4 | 32 | 8.0 | 28 | 1 |
| Bobby Kemp | 4 | 27 | 6.8 | 14 | 0 |
| Ray Horton | 3 | 48 | 16.0 | 48 | 1 |
| John Simmons | 2 | 43 | 21.5 | 43 | 1 |
| Reggie Williams | 2 | 33 | 16.5 | 33 | 0 |
| Ray Griffin | 2 | 13 | 6.5 | 13 | 0 |
| James Griffin | 1 | 57 | 57.0 | 57 | 1 |
| Glenn Cameron | 1 | 15 | 15.0 | 15 | 0 |
| Jimmy Turner | 1 | 4 | 4.0 | 4 | 0 |
| Jeff Schuh | 1 | 0 | 0.0 | 0 | 0 |
| BENGALS | 25 | 368 | 14.7 | 70 | 4 |
| OPPONENTS | 22 | 364 | 16.5 | 52 | 2 |

| PUNTING | NO | YDS | AVG | NET | TB | IN-20 | LG | BLK |
|-------------|----|------|------|------|----|-------|----|-----|
| Pat McNally | 67 | 2832 | 42.3 | 35.3 | 8 | 19 | 61 | 0 |
| BENGALS | 67 | 2832 | 42.3 | 35.3 | 8 | 19 | 61 | 0 |
| OPPONENTS | 67 | 2771 | 41.4 | 31.6 | 9 | 12 | 62 | 1 |

| PUNT RETURNS | NO | FC | YDS | AVG | LG | TD |
|--------------|----|----|-----|------|----|----|
| Mike Martin | 24 | 5 | 376 | 15.7 | 55 | 0 |
| John Simmons | 12 | 6 | 98 | 8.2 | 30 | 0 |
| Ray Horton | 2 | 0 | -1 | -0.5 | 1 | 0 |
| BENGALS | 38 | 11 | 473 | 12.4 | 55 | 0 |
| OPPONENTS | 38 | 3 | 310 | 8.2 | 19 | 0 |

| KICKOFF RETURNS | NO | YDS | AVG | LG | TD |
|-------------------|----|------|------|----|----|
| Stanford Jennings | 22 | 452 | 20.5 | 46 | 0 |
| Mike Martin | 19 | 386 | 20.3 | 44 | 0 |
| James Brooks | 7 | 144 | 20.6 | 37 | 0 |
| John Farley | 6 | 93 | 15.5 | 32 | 0 |
| David Verser | 3 | 46 | 15.3 | 23 | 0 |
| John Simmons | 1 | 15 | 15.0 | 15 | 0 |
| M.L. Harris | 1 | 12 | 12.0 | 12 | 0 |
| Larry Kinnebrew | 1 | 7 | 7.0 | 7 | 0 |
| Gary Williams | 1 | 0 | 0.0 | 0 | 0 |
| BENGALS | 61 | 1155 | 18.9 | 46 | 0 |
| OPPONENTS | 69 | 1446 | 21.0 | 73 | 1 |

| FIELD GOALS | 1-19 | 20-29 | 30-39 | 40-49 | 50+ |
|---|------|-------|-------|-------|-----|
| Jim Breech | 0-0 | 9-10 | 10-12 | 3-4 | 0-5 |
| BENGALS | 0-0 | 9-10 | 10-12 | 3-4 | 0-5 |
| Jim Breech: (46G, 50N, 22N), (55N, 29G, 48G), (21G), (—), (32G), (22G, 33G, 51N), (37N, 35N), (24G, 23G, 33G, 25G), (33G), (39G), (42G, 21G, 28G), (30G, 33G), (51N), (22G, 43N, 35G), (50N, 35G), (36G). | | | | | |

| PASSING | ATT | CMP | YDS | CMP% | YDS/ATT | TD | TD% | INT | INT% | LG | SKD-YDS | RAT |
|----------------|-----|-----|------|-------|---------|----|-----|-----|------|----|---------|-------|
| Ken Anderson | 275 | 175 | 2107 | 63.6 | 7.66 | 10 | 3.6 | 12 | 4.4 | 80 | 24-191 | 81.0 |
| Turk Schonert | 117 | 78 | 945 | 66.7 | 8.08 | 4 | 3.4 | 7 | 6.0 | 57 | 16-115 | 77.8 |
| Boomer Esiason | 102 | 51 | 530 | 50.0 | 5.20 | 3 | 2.9 | 3 | 2.9 | 36 | 5-52 | 62.9 |
| Pat McNally | 2 | 2 | 77 | 100.0 | 38.50 | 0 | 0.0 | 0 | 0.0 | 43 | 0-0 | 118.8 |
| BENGALS | 496 | 306 | 3659 | 61.7 | 7.38 | 17 | 3.4 | 22 | 4.4 | 80 | 45-358 | 77.2 |
| OPPONENTS | 517 | 302 | 3689 | 58.4 | 7.14 | 15 | 2.9 | 25 | 4.8 | 76 | 40-298 | 70.0 |

USUAL STARTERS

| OFFENSE | | DEFENSE | |
|---------|-------------------|---------|-----------------|
| WR | Cris Collinsworth | LDE | Eddie Edwards |
| LOT | Anthony Munoz | NT | Tim Krumrie |
| LG | Brian Blados | RDE | Ross Browner |
| C | Dave Rimington | LOLB | Jeff Schuh |
| RG | Max Montoya | LILB | Ron Simpkins |
| ROT | Mike Wilson | RILB | Glenn Cameron |
| TE | M.L. Harris | ROLB | Reggie Williams |
| WR | Isaac Curtis | LCB | Louis Breeden |
| QB | Ken Anderson | RCB | Ray Horton |
| HB | James Brooks | SS | Jimmy Turner |
| FB | Charles Alexander | FS | Bobby Kemp |
| | | | Robert Jackson |

| DEFENSE** | ST | AT | TT | SKS-YDS | INT-YDS | PD | FF | FR-YDS |
|-------------------|----|----|----|---------|---------|----|----|--------|
| Reggie Williams | 65 | 27 | 92 | 9-55 | 2-33 | 6 | 0 | 0-0 |
| Tim Krumie | 57 | 27 | 84 | 5-46 | 0-0 | 0 | 0 | 1-8 |
| Ron Simpkins | 52 | 28 | 80 | 0-0 | 0-0 | 2 | 0 | 1-0 |
| Robert Jackson | 54 | 22 | 76 | 0-0 | 4-32 | 10 | 1 | 2-0 |
| Ross Browner | 48 | 26 | 74 | 8-54 | 0-0 | 3 | 3 | 1-0 |
| Ray Horton | 49 | 17 | 66 | 1-8 | 3-48 | 16 | 1 | 1-0 |
| Eddie Edwards | 48 | 16 | 64 | 9-68 | 0-0 | 1 | 2 | 3-(-2) |
| Glenn Cameron | 38 | 22 | 60 | 1-7 | 1-15 | 2 | 0 | 0-0 |
| Louis Breeden | 43 | 15 | 58 | 0-0 | 4-96 | 14 | 0 | 0-0 |
| Jeff Schuh | 36 | 16 | 52 | 2-17 | 1-0 | 1 | 0 | 0-0 |
| Jimmy Turner | 38 | 12 | 50 | 0-0 | 1-4 | 6 | 0 | 1-0 |
| Bobby Kemp | 35 | 10 | 45 | 0-0 | 4-27 | 6 | 0 | 1-0 |
| Guy Frazier | 26 | 16 | 42 | 2-21 | 0-0 | 2 | 2 | 0-0 |
| John Simmons | 24 | 8 | 32 | 0-0 | 2-43 | 5 | 1 | 0-0 |
| Rick Razzano | 12 | 15 | 27 | 0-0 | 0-0 | 1 | 0 | 1-0 |
| Ray Griffin | 20 | 5 | 25 | 0-0 | 2-13 | 5 | 0 | 1-0 |
| Jerry Boyarsky | 8 | 10 | 18 | 0-0 | 0-0 | 0 | 0 | 0-0 |
| James Griffin | 13 | 3 | 16 | 0-0 | 1-57 | 4 | 0 | 0-0 |
| Don Kern | 8 | 7 | 15 | 0-0 | 0-0 | 0 | 1 | 0-0 |
| Steve Maidlow | 10 | 3 | 13 | 0-0 | 0-0 | 0 | 0 | 0-0 |
| Leo Barker | 8 | 4 | 12 | 0-0 | 0-0 | 0 | 0 | 0-0 |
| Glen Collins | 7 | 5 | 12 | 3-22 | 0-0 | 1 | 1 | 1-0 |
| Bruce Kozerski | 7 | 1 | 8 | 0-0 | 0-0 | 0 | 0 | 0-0 |
| Rodney Holman | 5 | 1 | 6 | 0-0 | 0-0 | 0 | 0 | 1-0 |
| Pete Koch | 5 | 1 | 6 | 0-0 | 0-0 | 0 | 0 | 0-0 |
| Larry Kinnebrew | 3 | 2 | 5 | 0-0 | 0-0 | 0 | 0 | 0-0 |
| Charles Alexander | 3 | 0 | 3 | 0-0 | 0-0 | 0 | 0 | 0-0 |
| Mike Martin | 3 | 0 | 3 | 0-0 | 0-0 | 0 | 0 | 0-0 |
| Ralph Battle | 2 | 1 | 3 | 0-0 | 0-0 | 0 | 0 | 0-0 |
| Brian Pillman | 2 | 1 | 3 | 0-0 | 0-0 | 0 | 0 | 0-0 |
| M.L. Harris | 2 | 0 | 2 | 0-0 | 0-0 | 0 | 0 | 0-0 |
| David Verser | 2 | 0 | 2 | 0-0 | 0-0 | 0 | 0 | 0-0 |
| Jim Breech | 1 | 1 | 2 | 0-0 | 0-0 | 0 | 0 | 0-0 |
| Ken Anderson | 1 | 0 | 1 | 0-0 | 0-0 | 0 | 0 | 0-0 |
| Brian Blados | 1 | 0 | 1 | 0-0 | 0-0 | 0 | 0 | 0-0 |
| Isaac Curtis | 1 | 0 | 1 | 0-0 | 0-0 | 0 | 0 | 0-0 |
| John Farley | 1 | 0 | 1 | 0-0 | 0-0 | 0 | 0 | 0-0 |
| Max Montoya | 1 | 0 | 1 | 0-0 | 0-0 | 0 | 0 | 0-0 |
| Anthony Munoz | 1 | 0 | 1 | 0-0 | 0-0 | 0 | 0 | 0-0 |
| Dave Rimington | 1 | 0 | 1 | 0-0 | 0-0 | 0 | 1 | 0-0 |
| Mike Wilson | 1 | 0 | 1 | 0-0 | 0-0 | 0 | 0 | 0-0 |
| Stanley Wilson | 1 | 0 | 1 | 0-0 | 0-0 | 0 | 0 | 0-0 |

| BLOCKED KICKS | BP | BFG | BXP |
|---------------|----|-----|-----|
| Rodney Holman | 1 | 0 | 0 |

* NOTE: The two-point conversion was not instituted in the NFL until 1994.

** NOTE: It was not standard practice to separate the three types of defensive statistics — defense, special teams and miscellaneous — until 1988. Thus, the defensive statistics listed above include the combined totals of all three types. All defensive statistics above are press box statistics produced at the games.

1985 STATISTICS

RECORD: 7-9-0

HEAD COACH: SAM WYCHE

| DATE | W-L | SCORE | OPPONENT | ATTENDANCE |
|----------|-----|-------|-----------------|------------|
| 9-8-85 | L | 24-28 | SEATTLE | 51,625 |
| 9-15-85 | L | 27-41 | at St. Louis | 46,321 |
| 9-22-85 | L | 41-44 | SAN DIEGO | 52,270 |
| 9-30-85 | W | 37-24 | at Pittsburgh | 59,541 |
| 10-6-85 | L | 20-29 | N.Y. JETS | 51,785 |
| 10-13-85 | W | 35-30 | N.Y. GIANTS | 53,112 |
| 10-20-85 | L | 27-44 | at Houston | 35,590 |
| 10-27-85 | W | 26-21 | PITTSBURGH | 55,421 |
| 11-3-85 | W | 23-17 | at Buffalo | 25,640 |
| 11-10-85 | W | 27-10 | CLEVELAND | 57,293 |
| 11-17-85 | L | 6-13 | at L.A. Raiders | 52,501 |
| 11-24-85 | L | 6-24 | at Cleveland | 74,439 |
| 12-1-85 | W | 45-27 | HOUSTON | 46,140 |
| 12-8-85 | W | 50-24 | DALLAS | 56,936 |
| 12-15-85 | L | 24-27 | at Washington | 50,544 |
| 12-22-85 | L | 23-34 | at New England | 57,953 |

| TEAM STATISTICS | BENGALS | OPPONENTS |
|---------------------|---------|-----------|
| TOTAL FIRST DOWNS | 344 | 337 |
| Rushing | 125 | 118 |
| Passing | 191 | 194 |
| Penalty | 28 | 25 |
| 3rd Down: Made-Att. | 82-208 | 85-197 |
| 3rd Down Pct. | 39.4 | 43.1 |
| 4th Down: Made-Att. | 9-19 | 8-12 |
| 4th Down Pct. | 47.4 | 66.7 |
| POSSESSION AVG. | 31:18 | 28:42 |
| TOTAL NET YARDS | 5900 | 5663 |
| Avg. Per Game | 368.8 | 353.9 |
| Total Plays | 1062 | 1019 |
| Avg. Per Play | 5.6 | 5.6 |
| NET YARDS RUSHING | 2183 | 1999 |
| Avg. Per Game | 136.4 | 124.9 |
| Total Rushes | 503 | 461 |
| NET YARDS PASSING | 3717 | 3664 |
| Avg. Per Game | 232.3 | 229.0 |
| Sacked-Yards Lost | 41-365 | 40-334 |
| Gross Yards | 4082 | 3998 |
| Att.-Completions | 518-302 | 518-297 |
| Completion Pct. | 57.3 | 57.3 |
| Had Intercepted | 13 | 19 |
| PUNTS-AVG. | 63-40.7 | 60-41.3 |
| Net Punting Avg. | 29.7 | 34.5 |
| PENALTIES-YARDS | 110-795 | 84-731 |
| FUMBLES-BALLS LOST | 35-16 | 34-19 |
| TOUCHDOWNS | 53 | 51 |
| Rushing | 20 | 23 |
| Passing | 31 | 26 |
| Returns | 2 | 2 |

| SCORE BY PERIODS | 1 | 2 | 3 | 4 | OT | PTS |
|------------------|-----|-----|-----|-----|----|-----|
| BENGALS | 115 | 106 | 119 | 101 | 0 | 441 |
| OPPONENTS | 61 | 131 | 107 | 138 | 0 | 437 |

| SCORING | TD | TD-R | TD-P | TD-R | PAT | FG | S | PTS |
|-------------------|----|------|------|------|-------|-------|---|-----|
| Jim Breech | 0 | 0 | 0 | 0 | 48-50 | 24-33 | 0 | 120 |
| James Brooks | 12 | 7 | 5 | 0 | — | — | 0 | 72 |
| Larry Kinnebrew | 10 | 9 | 1 | 0 | — | — | 0 | 60 |
| Eddie Brown | 8 | 0 | 8 | 0 | — | — | 0 | 48 |
| Rodney Holman | 7 | 0 | 7 | 0 | — | — | 0 | 42 |
| Cris Collinsworth | 5 | 0 | 5 | 0 | — | — | 0 | 30 |
| Stanford Jennings | 4 | 1 | 3 | 0 | — | — | 0 | 24 |
| Charles Alexander | 2 | 2 | 0 | 0 | — | — | 0 | 12 |
| Steve Kreider | 1 | 0 | 1 | 0 | ^1 | — | 0 | 7 |
| Boomer Esiason | 1 | 1 | 0 | 0 | — | — | 0 | 6 |
| James Griffin | 1 | 0 | 0 | 1 | — | — | 0 | 6 |
| M.L. Harris | 1 | 0 | 1 | 0 | — | — | 0 | 6 |
| Robert Jackson | 1 | 0 | 0 | 1 | — | — | 0 | 6 |
| Ross Browner | 0 | 0 | 0 | 0 | — | — | 1 | 2 |
| BENGALS | 53 | 20 | 31 | 2 | 49-53 | 24-33 | 1 | 441 |
| OPPONENTS | 51 | 23 | 26 | 2 | 51-51 | 26-34 | 1 | 437 |

*PAT scored on a run.

Two-point conversions: (NA).

| PASSING | ATT | CMP | YDS | CMP% | YDS/ATT | TD | TD% | INT | INT% | LG | SKD-YDS | RAT |
|-------------------|-----|-----|------|-------|---------|----|-------|-----|-------|-----|---------|-------|
| Boomer Esiason | 431 | 251 | 3443 | 58.2 | 7.99 | 27 | 6.3 | 12 | 2.8 | 68t | 32-289 | 93.2 |
| Turk Schonert | 51 | 33 | 460 | 64.7 | 9.02 | 1 | 2.0 | 0 | 0.0 | 71 | 6-54 | 100.1 |
| Ken Anderson | 32 | 16 | 170 | 50.0 | 5.31 | 2 | 6.3 | 0 | 0.0 | 44t | 2-16 | 86.7 |
| James Brooks | 1 | 1 | 8 | 100.0 | 8.00 | 1 | 100.0 | 0 | 0.0 | 8t | 0-0 | 139.6 |
| Steve Kreider | 1 | 1 | 1 | 100.0 | 1.00 | 0 | 0.0 | 0 | 0.0 | 1 | 0-0 | 79.2 |
| Cris Collinsworth | 1 | 0 | 0 | 0.0 | 0.00 | 0 | 0.0 | 1 | 100.0 | — | 0-0 | 0.0 |
| Pat McNally | 1 | 0 | 0 | 0.0 | 0.00 | 0 | 0.0 | 0 | 0.0 | — | 0-0 | 39.6 |
| Eddie Brown | 0 | 0 | 0 | — | — | 0 | — | 0 | — | — | 1-6 | — |
| BENGALS | 518 | 302 | 4082 | 58.3 | 7.88 | 31 | 6.0 | 13 | 2.5 | 71 | 41-365 | 93.0 |
| OPPONENTS | 518 | 297 | 3998 | 57.3 | 7.72 | 26 | 5.0 | 19 | 3.7 | 72t | 40-334 | 83.5 |

| RUSHING | ATT | YDS | AVG | LG | TD |
|-------------------|-----|------|------|-----|----|
| James Brooks | 192 | 929 | 4.8 | 39 | 7 |
| Larry Kinnebrew | 170 | 714 | 4.2 | 29 | 9 |
| Charles Alexander | 44 | 156 | 3.5 | 18 | 2 |
| Eddie Brown | 14 | 129 | 9.2 | 35 | 0 |
| Stanford Jennings | 31 | 92 | 3.0 | 19 | 1 |
| Boomer Esiason | 33 | 79 | 2.4 | 20 | 1 |
| Bill Johnson | 8 | 44 | 5.5 | 15 | 0 |
| Turk Schonert | 8 | 39 | 4.9 | 17 | 0 |
| Cris Collinsworth | 1 | 3 | 3.0 | 3 | 0 |
| Ken Anderson | 1 | 0 | 0.0 | 0 | 0 |
| Pat McNally | 1 | -2 | -2.0 | -2 | 0 |
| BENGALS | 503 | 2183 | 4.3 | 39 | 20 |
| OPPONENTS | 461 | 1999 | 4.3 | 56t | 23 |

| RECEIVING | REC | YDS | AVG | LG | TD |
|-------------------|-----|------|------|-----|----|
| Cris Collinsworth | 65 | 1125 | 17.3 | 71 | 5 |
| James Brooks | 55 | 576 | 10.5 | 57t | 5 |
| Eddie Brown | 53 | 942 | 17.6 | 68t | 8 |
| Rodney Holman | 38 | 479 | 12.6 | 64t | 7 |
| Larry Kinnebrew | 22 | 187 | 8.5 | 29t | 1 |
| Charles Alexander | 15 | 110 | 7.3 | 19 | 0 |
| Mike Martin | 14 | 187 | 13.4 | 28 | 0 |
| Stanford Jennings | 12 | 101 | 8.4 | 24 | 3 |
| Steve Kreider | 10 | 184 | 18.4 | 56 | 1 |
| M.L. Harris | 10 | 123 | 12.3 | 22t | 1 |
| Dan Ross | 6 | 63 | 10.5 | 20 | 0 |
| Brian Blados | 1 | 4 | 4.0 | 4 | 0 |
| Anthony Munoz | 1 | 1 | 1.0 | 1 | 0 |
| BENGALS | 302 | 4082 | 13.5 | 71 | 31 |
| OPPONENTS | 297 | 3998 | 13.5 | 72t | 26 |

| INTERCEPTIONS | NO | YDS | AVG | LG | TD |
|----------------|----|-----|------|-----|----|
| James Griffin | 7 | 116 | 16.6 | 33 | 1 |
| Robert Jackson | 6 | 100 | 16.7 | 57t | 1 |
| Louis Breeden | 2 | 24 | 12.0 | 30 | 0 |
| Ray Horton | 2 | 3 | 1.5 | 3 | 0 |
| Jimmy Turner | 1 | 40 | 40.0 | 40 | 0 |
| Bobby Kemp | 1 | 0 | 0.0 | 0 | 0 |
| BENGALS | 19 | 283 | 14.9 | 57t | 2 |
| OPPONENTS | 13 | 199 | 15.3 | 58 | 0 |

| PUNTING | NO | YDS | AVG | NET | TB | IN-20 | LG | BLK. |
|-------------|----|------|------|------|----|-------|----|------|
| Pat McNally | 57 | 2410 | 42.3 | 29.9 | 7 | 8 | 64 | 1 |
| Jim Breech | 5 | 153 | 30.6 | 26.8 | 0 | 2 | 43 | 0 |
| BENGALS | 63 | 2563 | 40.7 | 29.7 | 7 | 10 | 64 | 1 |
| OPPONENTS | 60 | 2477 | 41.3 | 34.5 | 7 | 11 | 63 | 0 |

| PUNT RETURNS | NO | FC | YDS | AVG | LG | TD |
|--------------|----|----|-----|------|-----|----|
| Mike Martin | 32 | 8 | 268 | 8.4 | 26 | 0 |
| BENGALS | 32 | 8 | 268 | 8.4 | 26 | 0 |
| OPPONENTS | 42 | 0 | 554 | 13.2 | 62t | 1 |

| KICKOFF RETURNS | NO | YDS | AVG | LG | TD |
|-------------------|----|------|------|----|----|
| Mike Martin | 48 | 1104 | 23.0 | 45 | 0 |
| Stanford Jennings | 13 | 218 | 16.8 | 26 | 0 |
| James Brooks | 3 | 38 | 12.7 | 15 | 0 |
| Carl Zander | 1 | 19 | 19.0 | 19 | 0 |
| Eddie Brown | 1 | 6 | 6.0 | 6 | 0 |
| James Griffin | 1 | 0 | 0.0 | 0 | 0 |
| BENGALS | 67 | 1385 | 20.7 | 45 | 0 |
| OPPONENTS | 81 | 1734 | 21.4 | 58 | 0 |

| FIELD GOALS | 1-19 | 20-29 | 30-39 | 40-49 | 50+ |
|--|------|-------|-------|-------|-----|
| Jim Breech | 0-0 | 7-8 | 12-13 | 4-6 | 1-6 |
| BENGALS | 0-0 | 7-8 | 12-13 | 4-6 | 1-6 |
| Jim Breech: (22G), (46G, 33G), (—), (50N, 32G), (29G, 53G, 53N), (—), (47G, 22G), (32G, 39G, 40G, 37G), (31G), (28G, 33G, 51N, 50N), (37N, 39G, 37G), (30G, 29G), (48N, 28N, 29G), (49N), (51N, 38G), (22G, 42G, 30G). | | | | | |

USUAL STARTERS

| OFFENSE | | DEFENSE | |
|---------|-------------------|---------|-----------------|
| WR | Cris Collinsworth | LDE | Eddie Edwards |
| LOT | Anthony Munoz | NT | Tim Krumie |
| LG | Brian Blados | RDE | Ross Browner |
| C | Dave Rimington | LOLB | Jeff Schuh |
| RG | Max Montoya | LILB | Ron Simpkins, |
| ROT | Mike Wilson | | Carl Zander |
| TE | Rodney Holman | RILB | Glenn Cameron |
| WR | Eddie Brown | ROLB | Reggie Williams |
| QB | Boomer Esiason | LCB | Louis Breeden |
| HB | James Brooks | RCB | Ray Horton |
| FB | Larry Kinnebrew | SS | Bobby Kemp |
| | | FS | James Griffin |

| DEFENSE** | ST | AT | TT | SKS-YDS | INT-YDS | PD | FF | FR-YDS |
|-------------------|----|----|----|---------|---------|----|----|--------|
| Tim Krumie | 68 | 28 | 96 | 3.5-25 | 0-0 | 1 | 1 | 2-0 |
| Robert Jackson | 70 | 16 | 86 | 0-0 | 6-100 | 12 | 2 | 1-0 |
| Louis Breeden | 60 | 21 | 81 | 1-10 | 2-24 | 17 | 0 | 0-0 |
| Ron Simpkins | 56 | 22 | 78 | 3.5-31 | 0-0 | 2 | 2 | 1-4 |
| Bobby Kemp | 57 | 17 | 74 | 1-5 | 1-0 | 3 | 1 | 0-0 |
| Reggie Williams | 44 | 22 | 66 | 3.5-31 | 0-0 | 4 | 3 | 4-4 |
| Ray Horton | 53 | 10 | 63 | 0-0 | 2-3 | 8 | 0 | 1-0 |
| Ross Browner | 48 | 15 | 63 | 9-69 | 0-0 | 1 | 0 | 2-0 |
| Carl Zander | 48 | 12 | 60 | 2-11 | 0-0 | 1 | 1 | 1-34 |
| James Griffin | 40 | 15 | 55 | 1-11 | 7-116 | 11 | 2 | 1-29 |
| Eddie Edwards | 36 | 10 | 46 | 8.5-71 | 0-0 | 0 | 3 | 2-0 |
| Jeff Schuh | 36 | 10 | 46 | 4-35 | 0-0 | 1 | 1 | 1-0 |
| Glenn Cameron | 30 | 8 | 38 | 0-0 | 0-0 | 0 | 0 | 0-0 |
| Jimmy Turner | 24 | 9 | 33 | 0-0 | 1-40 | 2 | 0 | 0-0 |
| Leo Barker | 24 | 8 | 32 | 0-0 | 0-0 | 1 | 3 | 0-0 |
| Emmanuel King | 15 | 2 | 17 | 2-21 | 0-0 | 0 | 0 | 1-0 |
| Jerry Boyarsky | 8 | 6 | 14 | 1-14 | 0-0 | 0 | 0 | 0-0 |
| Bill Johnson | 10 | 3 | 13 | 0-0 | 0-0 | 0 | 0 | 0-0 |
| John Simmons | 8 | 2 | 10 | 0-0 | 0-0 | 0 | 0 | 0-0 |
| Lee Davis | 4 | 4 | 8 | 0-0 | 0-0 | 1 | 0 | 0-0 |
| Sam Washington | 5 | 2 | 7 | 0-0 | 0-0 | 2 | 0 | 1-0 |
| Glen Collins | 5 | 1 | 6 | 0-0 | 0-0 | 1 | 0 | 0-0 |
| Stanford Jennings | 5 | 1 | 6 | 0-0 | 0-0 | 0 | 0 | 1-0 |
| Don Kern | 4 | 2 | 6 | 0-0 | 0-0 | 0 | 0 | 0-0 |
| Tom Dinkel | 3 | 0 | 3 | 0-0 | 0-0 | 0 | 0 | 0-0 |
| Steve Kreider | 3 | 0 | 3 | 0-0 | 0-0 | 0 | 0 | 0-0 |
| Max Montoya | 3 | 0 | 3 | 0-0 | 0-0 | 0 | 0 | 0-0 |
| Rodney Holman | 2 | 1 | 3 | 0-0 | 0-0 | 0 | 0 | 0-0 |
| Sean Thomas | 2 | 1 | 3 | 0-0 | 0-0 | 0 | 0 | 0-0 |
| James Brooks | 2 | 0 | 2 | 0-0 | 0-0 | 0 | 0 | 0-0 |
| Boomer Esiason | 2 | 0 | 2 | 0-0 | 0-0 | 0 | 0 | 0-0 |
| M.L. Harris | 2 | 0 | 2 | 0-0 | 0-0 | 0 | 0 | 0-0 |
| Larry Kinnebrew | 2 | 0 | 2 | 0-0 | 0-0 | 0 | 0 | 0-0 |
| Mike Wilson | 2 | 0 | 2 | 0-0 | 0-0 | 0 | 0 | 0-0 |
| Charles Alexander | 1 | 0 | 1 | 0-0 | 0-0 | 0 | 0 | 0-0 |
| Eddie Brown | 1 | 0 | 1 | 0-0 | 0-0 | 0 | 0 | 0-0 |
| Pat McNally | 1 | 0 | 1 | 0-0 | 0-0 | 0 | 0 | 0-0 |
| Anthony Munoz | 1 | 0 | 1 | 0-0 | 0-0 | 0 | 0 | 0-0 |
| Bruce Reimers | 1 | 0 | 1 | 0-0 | 0-0 | 0 | 0 | 0-0 |

| BLOCKED KICKS | BP | BFG | BXP |
|---------------|----|-----|-----|
| (none) | 0 | 0 | 0 |

* NOTE: The two-point conversion was not instituted in the NFL until 1994.

** NOTE: It was not standard practice to separate the three types of defensive statistics — defense, special teams and miscellaneous — until 1988. Thus, the defensive statistics listed above include the combined totals of all three types. All defensive statistics above are press box statistics produced at the games.

1986 STATISTICS

RECORD: 10-6-0

HEAD COACH: SAM WYCHE

| DATE | W-L | SCORE | OPPONENT | ATTENDANCE |
|----------|-----|------------|----------------|------------|
| 9-7-86 | L | 14-24 | at Kansas City | 43,430 |
| 9-14-86 | W | 36-33 (OT) | BUFFALO | 52,714 |
| 9-18-86 | W | 30-13 | at Cleveland | 78,779 |
| 9-28-86 | L | 7-44 | CHICAGO | 55,146 |
| 10-5-86 | W | 34-28 | at Green Bay | 51,230 |
| 10-13-86 | W | 24-22 | PITTSBURGH | 54,283 |
| 10-19-86 | W | 31-28 | HOUSTON | 53,844 |
| 10-26-86 | L | 9-30 | at Pittsburgh | 50,815 |
| 11-2-86 | W | 24-17 | at Detroit | 52,423 |
| 11-9-86 | L | 28-32 | at Houston | 32,130 |
| 11-16-86 | W | 34-7 | SEATTLE | 54,410 |
| 11-23-86 | W | 24-20 | MINNESOTA | 53,003 |
| 11-30-86 | L | 28-34 | at Denver | 58,705 |
| 12-7-86 | W | 31-7 | at New England | 60,633 |
| 12-14-86 | L | 3-34 | CLEVELAND | 58,062 |
| 12-21-86 | W | 52-21 | N.Y. JETS | 51,619 |

| TEAM STATISTICS | BENGALS | OPPONENTS |
|---------------------|---------|-----------|
| TOTAL FIRST DOWNS | 348 | 336 |
| Rushing | 134 | 134 |
| Passing | 183 | 171 |
| Penalty | 31 | 31 |
| 3rd Down: Made-Att. | 79-199 | 84-218 |
| 3rd Down Pct. | 39.7 | 38.5 |
| 4th Down: Made-Att. | 9-16 | 12-16 |
| 4th Down Pct. | 56.3 | 75.0 |
| POSSESSION AVG. | 28:48 | 31:12 |
| TOTAL NET YARDS | 6490 | 5274 |
| Avg. Per Game | 405.6 | 329.6 |
| Total Plays | 1046 | 1051 |
| Avg. Per Play | 6.2 | 5.0 |
| NET YARDS RUSHING | 2533 | 2122 |
| Avg. Per Game | 158.3 | 132.6 |
| Total Rushes | 521 | 514 |
| NET YARDS PASSING | 3957 | 3152 |
| Avg. Per Game | 247.3 | 197.0 |
| Sacked-Yards Lost | 28-203 | 42-368 |
| Gross Yards | 4160 | 3520 |
| Att.-Completions | 497-287 | 495-278 |
| Completion Pct. | 57.7 | 56.2 |
| Had Intercepted | 20 | 17 |
| PUNTS-AVG. | 59-33.8 | 77-39.8 |
| Net Punting Avg. | 29.7 | 34.5 |
| PENALTIES-YARDS | 111-847 | 93-840 |
| FUMBLES-BALLS LOST | 31-16 | 30-11 |
| TOUCHDOWNS | 51 | 47 |
| Rushing | 24 | 23 |
| Passing | 25 | 17 |
| Returns | 2 | 7 |

| SCORE BY PERIODS | 1 | 2 | 3 | 4 | OT | PTS |
|------------------|-----|-----|-----|-----|----|-----|
| BENGALS | 69 | 126 | 72 | 139 | 3 | 409 |
| OPPONENTS | 113 | 92 | 122 | 67 | 0 | 394 |

| SCORING | TD | TD-R | TD-P | TD-R | PAT | FG | S | PTS |
|-------------------|----|------|------|------|-------|-------|---|-----|
| Jim Breech | 0 | 0 | 0 | 0 | 50-51 | 17-32 | 0 | 101 |
| Cris Collinsworth | 10 | 0 | 10 | 0 | — | — | 0 | 60 |
| James Brooks | 9 | 5 | 4 | 0 | — | — | 0 | 54 |
| Larry Kinnebrew | 9 | 8 | 1 | 0 | — | — | 0 | 54 |
| Stanley Wilson | 8 | 8 | 0 | 0 | — | — | 0 | 48 |
| Eddie Brown | 4 | 0 | 4 | 0 | — | — | 0 | 24 |
| Rodney Holman | 2 | 0 | 2 | 0 | — | — | 0 | 12 |
| Anthony Munoz | 2 | 0 | 2 | 0 | — | — | 0 | 12 |
| Louis Breeden | 1 | 0 | 0 | 1 | — | — | 0 | 6 |
| Eddie Edwards | 1 | 0 | 0 | 1 | — | — | 0 | 6 |
| Boomer Esiason | 1 | 1 | 0 | 0 | — | — | 0 | 6 |
| Jeff Hayes | 1 | 1 | 0 | 0 | — | — | 0 | 6 |
| Stanford Jennings | 1 | 1 | 0 | 0 | — | — | 0 | 6 |
| Eric Kattus | 1 | 0 | 1 | 0 | — | — | 0 | 6 |
| Tim McGee | 1 | 0 | 1 | 0 | — | — | 0 | 6 |
| Leon White | 0 | 0 | 0 | 0 | — | — | 1 | 2 |
| BENGALS | 51 | 24 | 25 | 2 | 50-51 | 17-32 | 1 | 409 |
| OPPONENTS | 47 | 23 | 17 | 7 | 44-47 | 22-30 | 1 | 394 |

Two-point conversions: (NA)*.

| PASSING | ATT | CMP | YDS | CMP% | YDS/ATT | TD | TD% | INT | INT% | LG | SKD-YDS | RAT |
|----------------|-----|-----|------|-------|---------|----|-----|-----|-------|-----|---------|-------|
| Boomer Esiason | 469 | 273 | 3959 | 58.2 | 8.44 | 24 | 5.1 | 17 | 3.6 | 57 | 26-194 | 87.7 |
| Ken Anderson | 23 | 11 | 171 | 47.8 | 7.43 | 1 | 4.3 | 2 | 8.7 | 43 | 1-4 | 51.2 |
| Doug Gaynor | 3 | 3 | 30 | 100.0 | 10.00 | 0 | 0.0 | 0 | 0.0 | 16 | 1-5 | 108.3 |
| James Brooks | 1 | 0 | 0 | 0.0 | 0.00 | 0 | 0.0 | 0 | 0.0 | — | 0-0 | 39.6 |
| Steve Kreider | 1 | 0 | 0 | 0.0 | 0.00 | 0 | 0.0 | 1 | 100.0 | — | 0-0 | 0.0 |
| BENGALS | 497 | 287 | 4160 | 57.7 | 8.37 | 25 | 5.0 | 20 | 4.0 | 57 | 28-203 | 85.1 |
| OPPONENTS | 495 | 278 | 3520 | 56.2 | 7.11 | 17 | 3.4 | 17 | 3.4 | 84t | 42-368 | 75.7 |

| RUSHING | ATT | YDS | AVG | LG | TD |
|-------------------|-----|------|------|-----|----|
| James Brooks | 205 | 1087 | 5.3 | 56t | 5 |
| Larry Kinnebrew | 131 | 519 | 4.0 | 39 | 8 |
| Stanley Wilson | 68 | 379 | 5.6 | 58t | 8 |
| Bill Johnson | 39 | 226 | 5.8 | 34 | 0 |
| Boomer Esiason | 44 | 146 | 3.3 | 23 | 1 |
| Jeff Hayes | 3 | 92 | 30.7 | 61t | 1 |
| Stanford Jennings | 16 | 54 | 3.4 | 10 | 1 |
| Eddie Brown | 8 | 32 | 4.0 | 17 | 0 |
| Tim McGee | 4 | 10 | 2.5 | 8 | 0 |
| Doug Gaynor | 1 | 4 | 4.0 | 4 | 0 |
| Cris Collinsworth | 2 | -16 | -8.0 | -6 | 0 |
| BENGALS | 521 | 2533 | 4.9 | 61t | 24 |
| OPPONENTS | 514 | 2122 | 4.1 | 75t | 23 |

| RECEIVING | REC | YDS | AVG | LG | TD |
|-------------------|-----|------|------|-----|----|
| Cris Collinsworth | 62 | 1024 | 16.5 | 46t | 10 |
| Eddie Brown | 58 | 964 | 16.6 | 57 | 4 |
| James Brooks | 54 | 686 | 12.7 | 54 | 4 |
| Rodney Holman | 40 | 570 | 14.3 | 34t | 2 |
| Tim McGee | 16 | 276 | 17.3 | 51 | 1 |
| Larry Kinnebrew | 13 | 136 | 10.5 | 31 | 1 |
| Bill Johnson | 13 | 103 | 7.9 | 17 | 0 |
| Eric Kattus | 11 | 99 | 9.0 | 28 | 1 |
| Stanford Jennings | 6 | 86 | 14.3 | 34 | 0 |
| Steve Kreider | 5 | 96 | 19.2 | 23 | 0 |
| Stanley Wilson | 4 | 45 | 11.3 | 34 | 0 |
| Mike Martin | 3 | 68 | 22.7 | 51 | 0 |
| Anthony Munoz | 2 | 7 | 3.5 | 5t | 2 |
| BENGALS | 287 | 4160 | 14.5 | 57 | 25 |
| OPPONENTS | 278 | 3520 | 12.7 | 84t | 17 |

| INTERCEPTIONS | NO | YDS | AVG | LG | TD |
|---------------|----|-----|------|-----|----|
| Louis Breeden | 7 | 72 | 10.3 | 36t | 1 |
| David Fulcher | 4 | 20 | 5.0 | 15 | 0 |
| Leo Barker | 2 | 7 | 3.5 | 7 | 0 |
| Barney Bussey | 1 | 19 | 19.0 | 19 | 0 |
| Carl Zander | 1 | 18 | 18.0 | 18 | 0 |
| Joe Kelly | 1 | 6 | 6.0 | 6 | 0 |
| Ray Horton | 1 | 4 | 4.0 | 4 | 0 |
| BENGALS | 17 | 146 | 8.6 | 36t | 1 |
| OPPONENTS | 20 | 189 | 9.5 | 49 | 0 |

| PUNTING | NO | YDS | AVG | NET | TB | IN-20 | LG | BLK. |
|----------------|----|------|------|------|----|-------|----|------|
| Jeff Hayes | 56 | 1965 | 35.1 | 29.7 | 3 | 11 | 52 | 2 |
| Boomer Esiason | 1 | 31 | 31.0 | 31.0 | 0 | 1 | 31 | 0 |
| BENGALS | 59 | 1996 | 33.8 | 29.7 | 3 | 12 | 52 | 2 |
| OPPONENTS | 77 | 3068 | 39.8 | 34.5 | 9 | 14 | 66 | 0 |

| PUNT RETURNS | NO | FC | YDS | AVG | LG | TD |
|--------------|----|----|-----|------|----|----|
| Mike Martin | 13 | 6 | 96 | 7.4 | 14 | 0 |
| Ray Horton | 11 | 3 | 111 | 10.1 | 25 | 0 |
| Tim McGee | 3 | 4 | 21 | 7.0 | 9 | 0 |
| John Simmons | 2 | 4 | 7 | 3.5 | 6 | 0 |
| BENGALS | 29 | 17 | 235 | 8.1 | 25 | 0 |
| OPPONENTS | 19 | 14 | 182 | 9.6 | 54 | 0 |

| KICKOFF RETURNS | NO | YDS | AVG | LG | TD |
|-------------------|----|------|------|-----|----|
| Tim McGee | 43 | 1007 | 23.4 | 94 | 0 |
| Stanford Jennings | 12 | 257 | 21.4 | 41 | 0 |
| Mike Martin | 4 | 83 | 20.8 | 21 | 0 |
| Ron Simpkins | 2 | 24 | 12.0 | 15 | 0 |
| Rodney Holman | 1 | 18 | 18.0 | 18 | 0 |
| John Simmons | 1 | 0 | 0.0 | 0 | 0 |
| BENGALS | 63 | 1389 | 22.0 | 94 | 0 |
| OPPONENTS | 80 | 1611 | 20.1 | 96t | 1 |

| FIELD GOALS | 1-19 | 20-29 | 30-39 | 40-49 | 50+ |
|---|------|-------|-------|-------|-----|
| Jim Breech | 1-2 | 4-5 | 5-7 | 5-14 | 2-4 |
| BENGALS | 1-2 | 4-5 | 5-7 | 5-14 | 2-4 |
| OPPONENTS | 4-4 | 4-5 | 6-6 | 8-13 | 0-2 |
| Jim Breech: (—), (51G, 20G), (49G, 33G, 25G), (—), (48N), (40N, 40G), (49N, 51G, 41N), (27N, 19G, 30N, 40G, 31G), (50N, 38G, 44N), (49N, 47N), (37G, 51N, 34G), (19N, 49N, 40G), (39N), (24G, 44N), (23G), (43G). | | | | | |
| Opponents: (45N, 18G), (20G, 44G), (19G, 34G), (41G), (—), (27N, 24G, 44G), (—), (31G, 43G, 41G), (50N, 18G), (42G, 25G, 30G, 46G), (49N, 42N, 55N), (24G, 35G), (49G, 33G), (44N), (46N, 39G, 19G), (—). | | | | | |

USUAL STARTERS

| OFFENSE | DEFENSE |
|----------------------|----------------------|
| WR Cris Collinsworth | LDE Eddie Edwards |
| LOT Anthony Munoz | NT Tim Krumie |
| LG Bruce Kozerski | RDE Ross Browner |
| C Dave Rimington | LOLB Emanuel King |
| RG Max Montoya | LILB Carl Zander |
| ROT Brian Blados, | RILB Leo Barker, |
| Joe Walter | Joe Kelly |
| TE Rodney Holman | ROLB Reggie Williams |
| WR Eddie Brown | LCB Louis Breeden |
| QB Boomer Esiason | RCB Lewis Billups |
| HB James Brooks | SS David Fulcher |
| FB Larry Kinnebrew | FS Bobby Kemp |

| DEFENSE** | ST | AT | TT | SKS-YDS | INT-YDS | PD | FF | FR-YDS |
|-------------------|----|----|-----|---------|---------|----|----|--------|
| Tim Krumie | 73 | 40 | 113 | 1-4 | 0-0 | 0 | 0 | 2-18 |
| David Fulcher | 75 | 30 | 105 | 2-18 | 4-20 | 7 | 0 | 1-0 |
| Carl Zander | 61 | 36 | 97 | 3.5-34 | 1-18 | 4 | 0 | 1-0 |
| Reggie Williams | 73 | 23 | 96 | 4.5-34 | 0-0 | 3 | 2 | 1-0 |
| Emmanuel King | 52 | 18 | 70 | 9-88 | 0-0 | 1 | 2 | 1-1 |
| Louis Breeden | 49 | 7 | 56 | 0-0 | 7-72 | 14 | 1 | 0-0 |
| Ray Horton | 44 | 11 | 55 | 0-0 | 1-4 | 9 | 0 | 0-0 |
| Bobby Kemp | 37 | 14 | 51 | 0-0 | 0-0 | 3 | 0 | 0-0 |
| Ross Browner | 37 | 12 | 49 | 6.5-57 | 0-0 | 0 | 2 | 1-0 |
| Eddie Edwards | 35 | 10 | 45 | 6.5-49 | 0-0 | 3 | 0 | 2-0 |
| Leo Barker | 28 | 15 | 43 | 0-0 | 2-7 | 2 | 2 | 0-0 |
| Joe Kelly | 25 | 10 | 35 | 1-7 | 1-6 | 1 | 0 | 1-0 |
| Lewis Billups | 28 | 5 | 33 | 1-9 | 0-0 | 11 | 1 | 1-2 |
| Ron Simpkins | 21 | 6 | 27 | 0-0 | 0-0 | 0 | 0 | 0-0 |
| Barney Bussey | 19 | 5 | 24 | 1-12 | 1-19 | 1 | 0 | 0-0 |
| Robert Jackson | 19 | 5 | 24 | 0-0 | 0-0 | 3 | 0 | 0-0 |
| Ron Simpkins | 21 | 6 | 27 | 0-0 | 0-0 | 0 | 0 | 0-0 |
| Jim Skow | 16 | 3 | 19 | 3-24 | 0-0 | 1 | 0 | 0-0 |
| John Simmons | 16 | 1 | 17 | 1-15 | 0-0 | 4 | 0 | 0-0 |
| Eric Kattus | 13 | 1 | 14 | 0-0 | 0-0 | 0 | 0 | 0-0 |
| Leon White | 12 | 2 | 14 | 0-0 | 0-0 | 0 | 0 | 0-0 |
| Ed Brady | 9 | 3 | 12 | 0-0 | 0-0 | 0 | 1 | 0-0 |
| Mike Hammerstein | 3 | 7 | 10 | 1-6 | 0-0 | 0 | 0 | 0-0 |
| Jimmy Turner | 8 | 1 | 9 | 0-0 | 0-0 | 2 | 0 | 0-0 |
| Kiki DeAyala | 7 | 2 | 9 | 1-11 | 0-0 | 0 | 0 | 0-0 |
| Bill Johnson | 6 | 2 | 8 | 0-0 | 0-0 | 0 | 0 | 0-0 |
| Stanford Jennings | 5 | 1 | 6 | 0-0 | 0-0 | 0 | 0 | 0-0 |
| Rodney Holman | 3 | 0 | 3 | 0-0 | 0-0 | 0 | 0 | 0-0 |
| Eddie Brown | 2 | 0 | 2 | 0-0 | 0-0 | 0 | 0 | 0-0 |
| Cris Collinsworth | 2 | 0 | 2 | 0-0 | 0-0 | 0 | 0 | 0-0 |
| Bruce Kozerski | 2 | 0 | 2 | 0-0 | 0-0 | 0 | 0 | 0-0 |
| Stanley Wilson | 2 | 0 | 2 | 0-0 | 0-0 | 0 | 0 | 0-0 |
| Jim Breech | 1 | 1 | 2 | 0-0 | 0-0 | 0 | 0 | 0-0 |
| Steve Kreider | 1 | 1 | 2 | 0-0 | 0-0 | 0 | 0 | 0-0 |
| James Brooks | 1 | 0 | 1 | 0-0 | 0-0 | 0 | 0 | 0-0 |
| Jeff Hayes | 1 | 0 | 1 | 0-0 | 0-0 | 0 | 0 | 0-0 |
| Larry Kinnebrew | 1 | 0 | 1 | 0-0 | 0-0 | 0 | 0 | 0-0 |
| Max Montoya | 1 | 0 | 1 | 0-0 | 0-0 | 0 | 0 | 0-0 |
| Joe Walter | 1 | 0 | 1 | 0-0 | 0-0 | 0 | 0 | 0-0 |
| David Douglas | 0 | 1 | 1 | 0-0 | 0-0 | 0 | 0 | 0-0 |

| BLOCKED KICKS | BP | BFG | BXP |
|---------------|----|-----|-----|
| Bruce Reimers | 0 | 0 | 1 |

* NOTE: The two-point conversion was not instituted in the NFL until 1994.

** NOTE: It was not standard practice to separate the three types of defensive statistics — defense, special teams and miscellaneous — until 1988. Thus, the defensive statistics listed above include the combined totals of all three types. All defensive statistics above are press box statistics produced at the games.

RECORD: 4-11-0

1988 STATISTICS

RECORD: 12-4-0

HEAD COACH: SAM WYCHE
(BENGALS WON AFC CENTRAL DIVISION; SEE POSTSEASON
PORTION OF TEAM HISTORY SECTION FOR POSTSEASON STATS)

| DATE | W-L | SCORE | OPPONENT | ATTENDANCE |
|----------|-----|------------|-----------------|------------|
| 9-4-88 | W | 21-14 | PHOENIX | 50,404 |
| 9-11-88 | W | 28-24 | at Philadelphia | 66,459 |
| 9-18-88 | W | 17-12 | at Pittsburgh | 56,647 |
| 9-25-88 | W | 24-17 | CLEVELAND | 54,943 |
| 10-2-88 | W | 45-21 | at L.A. Raiders | 42,594 |
| 10-9-88 | W | 36-19 | N.Y. JETS | 57,482 |
| 10-16-88 | L | 21-27 | at New England | 59,969 |
| 10-23-88 | W | 44-21 | HOUSTON | 54,659 |
| 10-30-88 | L | 16-23 | at Cleveland | 79,147 |
| 11-6-88 | W | 42-7 | PITTSBURGH | 56,403 |
| 11-13-88 | L | 28-31 | at Kansas City | 34,614 |
| 11-20-88 | W | 38-24 | at Dallas | 37,865 |
| 11-27-88 | W | 35-21 | BUFFALO | 58,672 |
| 12-4-88 | W | 27-10 | SAN DIEGO | 56,866 |
| 12-11-88 | L | 6-41 | at Houston | 50,269 |
| 12-17-88 | W | 20-17 (OT) | WASHINGTON | 52,157 |

| TEAM STATISTICS | BENGALS | OPPONENTS |
|---------------------|---------|-----------|
| TOTAL FIRST DOWNS | 351 | 322 |
| Rushing | 159 | 126 |
| Passing | 165 | 177 |
| Penalty | 27 | 19 |
| 3rd Down: Made-Att. | 80-181 | 96-221 |
| 3rd Down Pct. | 44.2 | 43.4 |
| 4th Down: Made-Att. | 8-11 | 12-27 |
| 4th Down Pct. | 72.7 | 44.4 |
| POSSESSION AVG. | 29:32 | 30:28 |
| TOTAL NET YARDS | 6057 | 5182 |
| Avg. Per Game | 378.6 | 323.9 |
| Total Plays | 985 | 1059 |
| Avg. Per Play | 6.1 | 4.9 |
| NET YARDS RUSHING | 2710 | 2048 |
| Avg. Per Game | 169.4 | 128.0 |
| Total Rushes | 563 | 493 |
| NET YARDS PASSING | 3347 | 3134 |
| Avg. Per Game | 209.2 | 195.9 |
| Sacked-Yards Lost | 30-245 | 42-374 |
| Gross Yards | 3592 | 3508 |
| Att.-Completions | 392-225 | 524-283 |
| Completion Pct. | 57.4 | 54.0 |
| Had Intercepted | 14 | 22 |
| PUNTS-AVG. | 64-36.7 | 65-39.9 |
| Net Punting Avg. | 30.2 | 35.6 |
| PENALTIES-YARDS | 82-647 | 95-873 |
| FUMBLES-BALLS LOST | 28-13 | 28-14 |
| TOUCHDOWNS | 59 | 39 |
| Rushing | 27 | 18 |
| Passing | 28 | 19 |
| Returns | 4 | 2 |

| SCORE BY PERIODS | 1 | 2 | 3 | 4 | OT | PTS |
|------------------|----|-----|-----|----|----|-----|
| BENGALS | 99 | 147 | 107 | 92 | 3 | 448 |
| OPPONENTS | 67 | 79 | 95 | 88 | 0 | 329 |

| SCORING | TD | TD-R | TD-P | TD-RT | PAT | FG | S | PTS |
|-------------------|----|------|------|-------|-------|-------|---|-----|
| Ickey Woods | 15 | 0 | 0 | 0 | — | — | 0 | 90 |
| Jim Breech | 0 | 0 | 0 | 0 | 56-59 | 11-16 | 0 | 89 |
| James Brooks | 14 | 8 | 6 | 0 | — | — | 0 | 84 |
| Eddie Brown | 9 | 0 | 9 | 0 | — | — | 0 | 54 |
| Tim McGee | 6 | 0 | 6 | 0 | — | — | 0 | 36 |
| Rodney Holman | 3 | 0 | 3 | 0 | — | — | 0 | 18 |
| Stanley Wilson | 3 | 2 | 1 | 0 | — | — | 0 | 18 |
| Stanford Jennings | 2 | 1 | 0 | 1 | — | — | 0 | 12 |
| Leo Barker | 1 | 0 | 0 | 1 | — | — | 0 | 6 |
| Lewis Billups | 1 | 0 | 0 | 1 | — | — | 0 | 6 |
| Cris Collinsworth | 1 | 0 | 1 | 0 | — | — | 0 | 6 |
| Boomer Esiason | 1 | 1 | 0 | 0 | — | — | 0 | 6 |
| David Fulcher | 1 | 0 | 0 | 1 | — | — | 0 | 6 |
| Ira Hillary | 1 | 0 | 1 | 0 | — | — | 0 | 6 |
| Mike Martin | 1 | 0 | 1 | 0 | — | — | 0 | 6 |
| Lee Johnson | 0 | 0 | 0 | 0 | 0-0 | 1-2 | 0 | 3 |
| (team) | — | — | — | — | — | — | 1 | 2 |
| BENGALS | 59 | 27 | 28 | 4 | 56-59 | 12-18 | 1 | 448 |
| OPPONENTS | 39 | 18 | 19 | 2 | 38-39 | 17-24 | 3 | 329 |

Two-point conversions: (NA*).

| PASSING | ATT | CMP | YDS | CMP% | YDS/ATT | TD | TD% | INT | INT% | LG | SKD-YDS | RAT |
|----------------|-----|-----|------|------|---------|----|-----|-----|------|-----|---------|------|
| Boomer Esiason | 388 | 223 | 3572 | 57.5 | 9.21 | 28 | 7.2 | 14 | 3.6 | 86t | 30-245 | 97.4 |
| Turk Schonert | 4 | 2 | 20 | 50.0 | 5.00 | 0 | 0.0 | 0 | 0.0 | 17 | 0-0 | 64.6 |
| BENGALS | 392 | 225 | 3592 | 57.4 | 9.16 | 28 | 7.1 | 14 | 3.6 | 86t | 30-245 | 97.0 |
| OPPONENTS | 524 | 283 | 3508 | 54.0 | 6.69 | 19 | 3.6 | 22 | 4.2 | 65t | 42-374 | 69.6 |

| RUSHING | ATT | YDS | AVG | LG | TD |
|-------------------|-----|------|------|-----|----|
| Ickey Woods | 203 | 1066 | 5.3 | 56 | 15 |
| James Brooks | 182 | 931 | 5.1 | 51t | 8 |
| Stanley Wilson | 112 | 398 | 3.6 | 19 | 2 |
| Boomer Esiason | 43 | 248 | 5.8 | 24 | 1 |
| Stanford Jennings | 17 | 47 | 2.8 | 9 | 1 |
| Marc Logan | 2 | 10 | 5.0 | 9 | 0 |
| Turk Schonert | 2 | 10 | 5.0 | 7 | 0 |
| Mike Norseth | 1 | 5 | 5.0 | 5 | 0 |
| Eddie Brown | 1 | -5 | -5.0 | -5 | 0 |
| BENGALS | 563 | 2710 | 4.8 | 56 | 27 |
| OPPONENTS | 493 | 2048 | 4.2 | 48 | 18 |

| RECEIVING | REC | YDS | AVG | LG | TD |
|-------------------|-----|------|------|-----|----|
| Eddie Brown | 53 | 1273 | 24.0 | 86t | 9 |
| Rodney Holman | 39 | 527 | 13.5 | 33 | 3 |
| Tim McGee | 36 | 686 | 19.1 | 78t | 6 |
| James Brooks | 29 | 287 | 9.9 | 28t | 6 |
| Ickey Woods | 21 | 199 | 9.5 | 25 | 0 |
| Cris Collinsworth | 13 | 227 | 17.5 | 36 | 1 |
| Stanley Wilson | 9 | 110 | 12.2 | 28 | 1 |
| Jim Riggs | 9 | 82 | 9.1 | 16 | 0 |
| Ira Hillary | 5 | 76 | 15.2 | 31 | 1 |
| Stanford Jennings | 5 | 75 | 15.0 | 31 | 0 |
| Mike Martin | 2 | 22 | 11.0 | 15t | 1 |
| Marc Logan | 2 | 20 | 10.0 | 17 | 0 |
| Eric Kattus | 2 | 8 | 4.0 | 11 | 0 |
| BENGALS | 225 | 3592 | 16.0 | 86t | 28 |
| OPPONENTS | 283 | 3508 | 12.4 | 65t | 19 |

| INTERCEPTIONS | NO | YDS | AVG | LG | TD |
|------------------|----|-----|------|-----|----|
| Eric Thomas | 7 | 61 | 8.7 | 37 | 0 |
| David Fulcher | 5 | 38 | 7.6 | 16t | 1 |
| Lewis Billups | 4 | 47 | 11.8 | 29 | 0 |
| Ray Horton | 3 | 13 | 4.3 | 11 | 0 |
| Rickey Dixon | 1 | 13 | 13.0 | 13 | 0 |
| Solomon Wilcotts | 1 | 6 | 6.0 | 6 | 0 |
| Carl Zander | 1 | 3 | 3.0 | 3 | 0 |
| BENGALS | 22 | 181 | 8.2 | 37 | 1 |
| OPPONENTS | 14 | 185 | 13.2 | 46 | 0 |

| PUNTING | NO | YDS | AVG | NET | TB | IN-20 | LG | BLK. |
|----------------|----|------|------|------|----|-------|----|------|
| Scott Fulhage | 44 | 1672 | 38.0 | 29.4 | 5 | 13 | 53 | 2 |
| Lee Johnson | 14 | 594 | 42.4 | 36.7 | 1 | 4 | 52 | 0 |
| Jim Breech | 3 | 64 | 21.3 | 14.7 | 1 | 1 | 30 | 0 |
| Boomer Esiason | 1 | 21 | 21.0 | 21.0 | 0 | 0 | 21 | 0 |
| BENGALS | 64 | 2351 | 36.7 | 30.2 | 7 | 18 | 53 | 2 |
| OPPONENTS | 65 | 2596 | 39.9 | 35.6 | 2 | 12 | 53 | 0 |

| PUNT RETURNS | NO | FC | YDS | AVG | LG | TD |
|--------------|----|----|-----|-----|----|----|
| Ira Hillary | 17 | 5 | 166 | 9.8 | 20 | 0 |
| Eddie Brown | 10 | 7 | 48 | 4.8 | 13 | 0 |
| Mike Martin | 5 | 5 | 30 | 6.0 | 10 | 0 |
| BENGALS | 32 | 17 | 244 | 7.6 | 20 | 0 |
| OPPONENTS | 32 | 7 | 280 | 8.8 | 26 | 0 |

| KICKOFF RETURNS | NO | YDS | AVG | LG | TD |
|-------------------|----|------|------|-----|----|
| Stanford Jennings | 32 | 684 | 21.4 | 98t | 1 |
| Ira Hillary | 12 | 195 | 16.3 | 24 | 0 |
| Barney Bussey | 7 | 83 | 11.9 | 22 | 0 |
| Marc Logan | 4 | 80 | 20.0 | 24 | 0 |
| Rickey Dixon | 1 | 18 | 18.0 | 18 | 0 |
| James Brooks | 1 | -6 | -6.0 | -6 | 0 |
| Jim Riggs | 0 | — | — | — | 0 |
| BENGALS | 57 | 1054 | 18.5 | 98t | 1 |
| OPPONENTS | 61 | 1335 | 21.9 | 84 | 0 |

| FIELD GOALS | 1-19 | 20-29 | 30-39 | 40-49 | 50+ |
|---|------|-------|-------|-------|-----|
| Jim Breech | 1-1 | 5-5 | 3-4 | 2-5 | 0-1 |
| Lee Johnson | 0-0 | 0-0 | 0-0 | 0-0 | 1-2 |
| BENGALS | 1-1 | 5-5 | 3-4 | 2-5 | 1-3 |
| OPPONENTS | 1-1 | 4-5 | 7-7 | 5-10 | 0-1 |
| Jim Breech: (42N), (—), (32G), (34G), (28G), (30N), (25G), (—), (—), (19G, 32G, 22G), (—), (—), (41G), (51N), (46N), (45G, 27G), (40N, 20G). | | | | | |
| Lee Johnson: (—), (—), (—), (—), (—), (—), (—), (—), (—), (—), (—), (—), (—), (50N), (—), (50G). | | | | | |
| Opponents: (58N), (42N, 34G), (48N, 19G), (27G), (—), (30G), (43N), (45N), (34G, 39G, 29G), (—), (37G, 35G, 23G, 47G, 39G), (44G), (—), (26G, 41N), (43G, 48G), (43G, 29N). | | | | | |

USUAL STARTERS

| OFFENSE | DEFENSE |
|-------------------|----------------------|
| WR Tim McGee | LDE Skip McClendon |
| LOT Anthony Munoz | NT Tim Krumrie |
| LG Bruce Reimers | RDE Jim Skow |
| C Bruce Kozerski | LOLB Leon White |
| RG Max Montoya | LILB Carl Zander |
| ROT Joe Walter | RILB Joe Kelly |
| TE Rodney Holman | ROLB Reggie Williams |
| WR Eddie Brown | LCB Lewis Billups |
| QB Boomer Esiason | RCB Eric Thomas |
| HB James Brooks | SS David Fulcher |
| FB Ickey Woods | FS Solomon Wilcotts |

| DEFENSE** | ST | AT | TT | SKS-YDS | INT-YDS | PD | FF | FR-YDS |
|------------------|----|----|-----|----------|---------|----|----|--------|
| Tim Krumrie | 95 | 56 | 151 | 3-26 | 0-0 | 1 | 4 | 3-0 |
| David Fulcher | 72 | 36 | 108 | 1.5-12.5 | 5-38 | 11 | 1 | 0-0 |
| Solomon Wilcotts | 52 | 32 | 84 | 0-0 | 1-6 | 7 | 0 | 2-0 |
| Carl Zander | 46 | 34 | 80 | 0-0 | 1-3 | 1 | 0 | 1-0 |
| Eric Thomas | 49 | 18 | 67 | 0-0 | 7-61 | 32 | 1 | 0-0 |
| Reggie Williams | 34 | 31 | 65 | 2.5-19 | 0-0 | 4 | 0 | 0-0 |
| Joe Kelly | 40 | 21 | 61 | 0-0 | 0-0 | 1 | 0 | 0-0 |
| Leon White | 36 | 24 | 60 | 3-24 | 0-0 | 4 | 3 | 1-0 |
| Lewis Billups | 47 | 10 | 57 | 0-0 | 4-47 | 16 | 0 | 2-26 |
| Jim Skow | 31 | 13 | 44 | 9.5-86.5 | 0-0 | 2 | 2 | 0-0 |
| Jason Buck | 24 | 10 | 34 | 6-48.5 | 0-0 | 0 | 0 | 0-0 |
| Leo Barker | 22 | 12 | 34 | 3-33 | 0-0 | 1 | 1 | 1-34 |
| Skip McClendon | 20 | 11 | 31 | 2-27 | 0-0 | 2 | 2 | 0-0 |
| David Grant | 17 | 13 | 30 | 5-37 | 0-0 | 2 | 0 | 1-0 |
| Rickey Dixon | 29 | 0 | 29 | 0-0 | 1-13 | 9 | 0 | 0-0 |
| Barney Bussey | 21 | 4 | 25 | 4-36 | 0-0 | 3 | 1 | 1-0 |
| Ray Horton | 21 | 4 | 25 | 1-11 | 3-13 | 2 | 0 | 0-0 |
| Eddie Edwards | 4 | 5 | 9 | 0.5-3.5 | 0-0 | 0 | 0 | 0-0 |
| Daryl Smith | 5 | 1 | 6 | 0-0 | 0-0 | 0 | 0 | 0-0 |
| Emmanuel King | 2 | 1 | 3 | 0-0 | 0-0 | 0 | 0 | 0-0 |
| Curtis Maxey | 0 | 2 | 2 | 0-0 | 0-0 | 0 | 0 | 0-0 |
| Ed Brady | 0 | 1 | 1 | 0-0 | 0-0 | 0 | 0 | 0-0 |
| (team) | — | — | — | 1-10 | — | — | — | — |

| SPECIAL TEAMS** | ST | AT | TT | FF | FR-YDS | BP | BFG | BXP |
|-------------------|----|----|----|----|--------|----|-----|-----|
| Barney Bussey | 12 | 1 | 13 | 0 | 0-0 | 0 | 0 | 0 |
| Rickey Dixon | 11 | 1 | 12 | 0 | 1-(-3) | 0 | 0 | 0 |
| Ed Brady | 9 | 2 | 11 | 1 | 0-0 | 0 | 0 | 0 |
| Leo Barker | 8 | 1 | 9 | 0 | 0-0 | 0 | 0 | 0 |
| Marc Logan | 6 | 1 | 7 | 0 | 0-0 | 0 | 0 | 0 |
| Jim Riggs | 6 | 0 | 6 | 0 | 1-0 | 0 | 0 | 0 |
| Leon White | 4 | 0 | 4 | 1 | 0-0 | 0 | 0 | 0 |
| Emmanuel King | 3 | 0 | 3 | 0 | 0-0 | 0 | 0 | 0 |
| Solomon Wilcotts | 3 | 0 | 3 | 0 | 0-0 | 0 | 0 | 0 |
| Carl Zander | 2 | 1 | 3 | 0 | 0-0 | 0 | 0 | 0 |
| Ira Hillary | 2 | 0 | 2 | 0 | 0-0 | 0 | 0 | 0 |
| Ray Horton | 2 | 0 | 2 | 0 | 0-0 | 0 | 0 | 0 |
| Eric Kattus | 2 | 0 | 2 | 0 | 0-0 | 0 | 0 | 0 |
| Eric Thomas | 2 | 0 | 2 | 0 | 0-0 | 0 | 0 | 0 |
| David Fulcher | 1 | 1 | 2 | 0 | 0-0 | 0 | 0 | 0 |
| Daryl Smith | 1 | 1 | 2 | 0 | 0-0 | 0 | 0 | 0 |
| Cris Collinsworth | 1 | 0 | 1 | 0 | 0-0 | 0 | 0 | 0 |
| Ellis Dillahunt | 1 | 0 | 1 | 0 | 0-0 | 0 | 0 | 0 |
| Lee Johnson | 1 | 0 | 1 | 0 | 0-0 | 0 | 0 | 0 |
| Joe Kelly | 1 | 0 | 1 | 0 | 0-0 | 0 | 0 | 0 |
| Carl Parker | 1 | 0 | 1 | 0 | 0-0 | 0 | 0 | 0 |
| Kevin Walker | 1 | 0 | 1 | 0 | 0-0 | 0 | 0 | 0 |
| Stanley Wilson | 1 | 0 | 1 | 0 | 0-0 | 0 | 0 | 0 |
| Ickey Woods | 0 | 1 | 1 | 0 | 0-0 | 0 | 0 | 0 |
| Rich Romer | 0 | 0 | 0 | 1 | 0-0 | 0 | 0 | 0 |

| MISCELLANEOUS DEFENSE** | ST | AT</ |
|-------------------------|----|------|
|-------------------------|----|------|

1989 STATISTICS

RECORD: 8-8-0

HEAD COACH: SAM WYCHE

| DATE | W-L | SCORE | OPPONENT | ATTENDANCE |
|----------|-----|-------|-----------------|------------|
| 9-10-89 | L | 14-17 | at Chicago | 64,730 |
| 9-17-89 | W | 41-10 | PITTSBURGH | 53,885 |
| 9-25-89 | W | 21-14 | CLEVELAND | 55,996 |
| 10-1-89 | W | 21-17 | at Kansas City | 61,165 |
| 10-8-89 | W | 26-16 | at Pittsburgh | 52,785 |
| 10-15-89 | L | 13-20 | MIAMI | 58,184 |
| 10-22-89 | L | 12-23 | INDIANAPOLIS | 57,642 |
| 10-29-89 | W | 56-23 | TAMPA BAY | 57,225 |
| 11-5-89 | L | 7-28 | at L.A. Raiders | 51,080 |
| 11-13-89 | L | 24-26 | at Houston | 60,694 |
| 11-19-89 | W | 42-7 | DETROIT | 55,720 |
| 11-26-89 | L | 7-24 | at Buffalo | 80,074 |
| 12-3-89 | W | 21-0 | at Cleveland | 76,236 |
| 12-10-89 | L | 17-24 | SEATTLE | 54,744 |
| 12-17-89 | W | 61-7 | HOUSTON | 47,510 |
| 12-25-89 | L | 21-29 | at Minnesota | 58,829 |

| TEAM STATISTICS | BENGALS | OPPONENTS |
|-------------------------|---------|-----------|
| TOTAL FIRST DOWNS..... | 348 | 280 |
| Rushing..... | 136 | 114 |
| Passing..... | 183 | 151 |
| Penalty..... | 29 | 15 |
| 3rd Down: Made-Att..... | 100-220 | 82-209 |
| 3rd Down Pct..... | 45.5 | 39.2 |
| 4th Down: Made-Att..... | 12-24 | 6-19 |
| 4th Down Pct..... | 50.0 | 31.6 |
| POSSESSION AVG..... | 30:51 | 29:09 |
| TOTAL NET YARDS..... | 6101 | 5297 |
| Avg. Per Game..... | 381.3 | 331.1 |
| Total Plays..... | 1083 | 997 |
| Avg. Per Play..... | 5.6 | 5.3 |
| NET YARDS RUSHING..... | 2483 | 2162 |
| Avg. Per Game..... | 155.2 | 135.1 |
| Total Rushes..... | 529 | 482 |
| NET YARDS PASSING..... | 3618 | 3135 |
| Avg. Per Game..... | 226.1 | 195.9 |
| Sacked-Yards Lost..... | 41-332 | 33-248 |
| Gross Yards..... | 3950 | 3383 |
| Att.-Completions..... | 513-288 | 482-256 |
| Completion Pct..... | 56.1 | 53.1 |
| Had Intercepted..... | 13 | 21 |
| PUNTS-AVG..... | 65-38.5 | 75-39.1 |
| Net Punting Avg..... | 29.9 | 34.7 |
| PENALTIES-YARDS..... | 85-637 | 121-1045 |
| FUMBLES-BALLS LOST..... | 29-19 | 26-16 |
| TOUCHDOWNS..... | 52 | 32 |
| Rushing..... | 17 | 9 |
| Passing..... | 32 | 22 |
| Returns..... | 3 | 1 |

| SCORE BY PERIODS | 1 | 2 | 3 | 4 | OT | PTS |
|------------------|----|-----|----|----|----|-----|
| BENGALS..... | 61 | 147 | 98 | 98 | 0 | 404 |
| OPPONENTS..... | 50 | 97 | 56 | 82 | 0 | 285 |

| SCORING | TD | TD-R | TD-P | TD-R | PAT | FG | S | PTS |
|------------------------|----|------|------|------|-------|-------|---|-----|
| Jim Breech..... | 0 | 0 | 0 | 0 | 37-38 | 12-14 | 0 | 73 |
| James Brooks..... | 9 | 7 | 2 | 0 | — | — | 0 | 54 |
| Rodney Holman..... | 9 | 0 | 9 | 0 | — | — | 0 | 54 |
| Tim McGee..... | 8 | 0 | 8 | 0 | — | — | 0 | 48 |
| Eddie Brown..... | 6 | 0 | 6 | 0 | — | — | 0 | 36 |
| Craig Taylor..... | 5 | 3 | 2 | 0 | — | — | 0 | 30 |
| Jim Gallery..... | 0 | 0 | 0 | 0 | 13-13 | 2-6 | 0 | 19 |
| Eric Ball..... | 3 | 3 | 0 | 0 | — | — | 0 | 18 |
| Stanford Jennings..... | 3 | 2 | 1 | 0 | — | — | 0 | 18 |
| Mike Martin..... | 2 | 0 | 2 | 0 | — | — | 0 | 12 |
| Ickey Woods..... | 2 | 2 | 0 | 0 | — | — | 0 | 12 |
| Barney Bussey..... | 1 | 0 | 0 | 1 | — | — | 0 | 6 |
| Ira Hillary..... | 1 | 0 | 1 | 0 | — | — | 0 | 6 |
| Kendal Smith..... | 1 | 0 | 1 | 0 | — | — | 0 | 6 |
| Eric Thomas..... | 1 | 0 | 0 | 1 | — | — | 0 | 6 |
| Leon White..... | 1 | 0 | 0 | 1 | — | — | 0 | 6 |
| Lee Johnson..... | 0 | 0 | 0 | 0 | 0-1 | 0-0 | 0 | 0 |
| BENGALS..... | 52 | 17 | 32 | 3 | 50-52 | 14-20 | 0 | 404 |
| OPPONENTS..... | 32 | 9 | 22 | 1 | 31-32 | 20-27 | 1 | 285 |

Two-point conversions: (NA*).

| RUSHING | ATT | YDS | AVG | LG | TD |
|------------------------|-----|------|------|-----|----|
| James Brooks..... | 221 | 1239 | 5.6 | 65t | 7 |
| Eric Ball..... | 98 | 391 | 4.0 | 27 | 3 |
| Stanford Jennings..... | 83 | 293 | 3.5 | 17 | 2 |
| Boomer Esiason..... | 47 | 278 | 5.9 | 24 | 0 |
| Craig Taylor..... | 30 | 111 | 3.7 | 16 | 3 |
| Ickey Woods..... | 29 | 94 | 3.2 | 12 | 2 |
| Tim McGee..... | 2 | 36 | 18.0 | 25 | 0 |
| Erik Wilhelm..... | 6 | 30 | 5.0 | 14 | 0 |
| John Holfield..... | 11 | 20 | 1.8 | 11 | 0 |
| Ira Hillary..... | 1 | -2 | -2.0 | -2 | 0 |
| Lee Johnson..... | 1 | -7 | -7.0 | -7 | 0 |
| BENGALS..... | 529 | 2483 | 4.7 | 65t | 17 |
| OPPONENTS..... | 482 | 2162 | 4.5 | 92t | 9 |

| RECEIVING | REC | YDS | AVG | LG | TD |
|------------------------|-----|------|------|-----|----|
| Tim McGee..... | 65 | 1211 | 18.6 | 74t | 8 |
| Eddie Brown..... | 52 | 814 | 15.7 | 46 | 6 |
| Rodney Holman..... | 50 | 736 | 14.7 | 73t | 9 |
| James Brooks..... | 37 | 306 | 8.3 | 25 | 2 |
| Ira Hillary..... | 17 | 162 | 9.5 | 17 | 1 |
| Mike Martin..... | 15 | 160 | 10.7 | 21 | 2 |
| Eric Kattus..... | 12 | 93 | 7.8 | 16 | 0 |
| Kendal Smith..... | 10 | 140 | 14.0 | 41t | 1 |
| Stanford Jennings..... | 10 | 119 | 11.9 | 43t | 1 |
| Eric Ball..... | 6 | 44 | 7.3 | 15 | 0 |
| Jim Riggs..... | 5 | 29 | 5.8 | 9 | 0 |
| Craig Taylor..... | 4 | 44 | 11.0 | 18t | 2 |
| John Garrett..... | 2 | 29 | 14.5 | 18 | 0 |
| John Holfield..... | 2 | 18 | 9.0 | 14 | 0 |
| Carl Parker..... | 1 | 45 | 45.0 | 45 | 0 |
| BENGALS..... | 288 | 3950 | 13.7 | 74t | 32 |
| OPPONENTS..... | 256 | 3383 | 13.2 | 84t | 22 |

| INTERCEPTIONS | NO | YDS | AVG | LG | TD |
|--------------------|----|-----|------|-----|----|
| David Fulcher..... | 8 | 87 | 10.9 | 22 | 0 |
| Eric Thomas..... | 4 | 18 | 4.5 | 18t | 1 |
| Rickey Dixon..... | 3 | 47 | 15.7 | 28 | 0 |
| Lewis Billups..... | 2 | 0 | 0.0 | 0 | 0 |
| Joe Kelly..... | 1 | 25 | 25.0 | 25 | 0 |
| Leon White..... | 1 | 22 | 22.0 | 22 | 0 |
| Richard Carey..... | 1 | 5 | 5.0 | 5 | 0 |
| Barney Bussey..... | 1 | 0 | 0.0 | 0 | 0 |
| BENGALS..... | 21 | 204 | 9.7 | 28 | 1 |
| OPPONENTS..... | 13 | 42 | 3.2 | 19 | 0 |

| PUNTING | NO | YDS | AVG | NET | TB | IN-20 | LG | BLK. |
|------------------|----|------|------|------|----|-------|----|------|
| Lee Johnson..... | 61 | 2446 | 40.1 | 30.2 | 11 | 14 | 62 | 2 |
| Jim Breech..... | 2 | 58 | 29.0 | 19.0 | 1 | 1 | 32 | 0 |
| BENGALS..... | 65 | 2504 | 38.5 | 29.9 | 12 | 15 | 62 | 2 |
| OPPONENTS..... | 75 | 2935 | 39.1 | 34.7 | 6 | 16 | 57 | 1 |

| PUNT RETURNS | NO | FC | YDS | AVG | LG | TD |
|--------------------|----|----|-----|-----|----|----|
| Mike Martin..... | 15 | 4 | 107 | 7.1 | 17 | 0 |
| Kendal Smith..... | 12 | 2 | 54 | 4.5 | 15 | 0 |
| Ira Hillary..... | 6 | 4 | 19 | 3.2 | 10 | 0 |
| Richard Carey..... | 3 | 2 | 29 | 9.7 | 13 | 0 |
| BENGALS..... | 36 | 12 | 209 | 5.8 | 17 | 0 |
| OPPONENTS..... | 33 | 5 | 323 | 9.8 | 45 | 0 |

| KICKOFF RETURNS | NO | YDS | AVG | LG | TD |
|------------------------|----|------|------|----|----|
| Stanford Jennings..... | 26 | 525 | 20.2 | 33 | 0 |
| Ira Hillary..... | 14 | 223 | 15.9 | 29 | 0 |
| Richard Carey..... | 6 | 104 | 17.3 | 23 | 0 |
| Kendal Smith..... | 5 | 65 | 13.0 | 19 | 0 |
| Eric Ball..... | 1 | 19 | 19.0 | 19 | 0 |
| Craig Taylor..... | 1 | 5 | 5.0 | 5 | 0 |
| John Holfield..... | 1 | 0 | 0.0 | 0 | 0 |
| Robert Jackson..... | 0f | 0 | — | — | 0 |
| BENGALS..... | 54 | 941 | 17.4 | 33 | 0 |
| OPPONENTS..... | 55 | 1203 | 21.9 | 66 | 0 |

| FIELD GOALS | 1-19 | 20-29 | 30-39 | 40-49 | 50+ |
|------------------|------|-------|-------|-------|-----|
| Jim Breech..... | 0-0 | 9-9 | 3-4 | 0-1 | 0-0 |
| Jim Gallery..... | 0-0 | 1-1 | 0-1 | 1-4 | 0-0 |
| BENGALS..... | 0-0 | 10-10 | 3-5 | 1-5 | 0-0 |
| OPPONENTS..... | 0-0 | 9-9 | 7-8 | 4-8 | 0-2 |

Jim Breech: (—), (—), (—), (—), (24G, 27G), (20G, 22G), (30G, 29G, 23G, 21G), (—), (34N), (38G), (49N), (—), (—), (24G), (27G, 30G), (—).

Jim Gallery: (45N), (26G, 47G), (48N, 44N), (31N), (—), (—), (—), (—), (—), (—), (—), (—), (—), (—), (—), (—), (—).

Opponents: (29G), (38G), (—), (23G), (46N, 24G, 40G, 34G), (29G, 33G), (27G), (—), (46N), (32G, 42G, 37G, 28G), (—), (24G), (51N, 48N), (41N, 48G), (32N), (31G, 37G, 22G, 42G, 24G, 52N).

| PASSING | ATT | CMP | YDS | CMP% | YDS/ATT | TD | TD% | INT | INT% | LG | SKD-YDS | RAT |
|---------------------|-----|-----|------|------|---------|----|-----|-----|------|-----|---------|------|
| Boomer Esiason..... | 455 | 258 | 3525 | 56.7 | 7.75 | 28 | 6.2 | 11 | 2.4 | 74t | 36-288 | 92.1 |
| Erik Wilhelm..... | 56 | 30 | 425 | 53.6 | 7.59 | 4 | 7.1 | 2 | 3.6 | 46t | 3-17 | 87.3 |
| Turk Schonert..... | 2 | 0 | 0 | 0.0 | 0.00 | 0 | 0.0 | 0 | 0.0 | — | 2-27 | 39.6 |
| BENGALS..... | 513 | 288 | 3950 | 56.1 | 7.70 | 32 | 6.2 | 13 | 2.5 | 74t | 41-332 | 91.2 |
| OPPONENTS..... | 482 | 256 | 3383 | 53.1 | 7.02 | 22 | 4.6 | 21 | 4.4 | 84t | 33-248 | 72.6 |

USUAL STARTERS

| OFFENSE | DEFENSE |
|-------------------|----------------------|
| WR Tim McGee | LDE Jim Skow |
| LOT Anthony Munoz | NT Tim Krumrie |
| LG Bruce Reimers | RDE Jason Buck |
| C Bruce Kozerski | LOLB Leon White |
| RG Max Montoya | LILB Carl Zander |
| ROT Brian Blados | RILB Joe Kelly |
| TE Joe Walter | ROLB Reggie Williams |
| WR Rodney Holman | LCB Lewis Billups |
| WR Eddie Brown | RCB Eric Thomas |
| QB Boomer Esiason | SS David Fulcher |
| HB James Brooks | FS Rickey Dixon |
| FB Eric Ball | |
| Stanford Jennings | |

| DEFENSE** | ST | AT | TT | SKS-YDS | INT-YDS | PD | FF | FR-YDS |
|-----------------------|----|----|-----|----------|---------|----|----|--------|
| David Fulcher..... | 70 | 37 | 107 | 0-0 | 8-87 | 14 | 1 | 4-0 |
| Rickey Dixon..... | 84 | 19 | 103 | 0-0 | 3-47 | 16 | 1 | 0-0 |
| Tim Krumrie..... | 45 | 29 | 74 | 3-11 | 0-0 | 0 | 1 | 1-9 |
| Joe Kelly..... | 44 | 26 | 70 | 1-6 | 1-25 | 4 | 1 | 3-23 |
| Carl Zander..... | 43 | 24 | 67 | 1.5-14 | 0-0 | 3 | 1 | 1-25 |
| Eric Thomas..... | 49 | 9 | 58 | 2-23 | 4-18 | 23 | 1 | 1-0 |
| Jason Buck..... | 42 | 14 | 56 | 6-46 | 0-0 | 2 | 1 | 1-0 |
| Lewis Billups..... | 45 | 4 | 49 | 0-0 | 2-0 | 14 | 2 | 0-0 |
| Reggie Williams..... | 33 | 15 | 48 | 3.5-27 | 0-0 | 0 | 0 | 0-0 |
| Leon White..... | 32 | 15 | 47 | 2-17 | 1-22 | 4 | 2 | 2-22 |
| Skip McClendon..... | 24 | 9 | 33 | 1.5-10.5 | 0-0 | 2 | 2 | 1-0 |
| Jim Skow..... | 21 | 8 | 29 | 4.5-31 | 0-0 | 4 | 1 | 0-0 |
| Mike Hammerstein..... | 18 | 11 | 29 | 1.5-13 | 0-0 | 0 | 0 | 1-0 |
| Leo Barker..... | 21 | 6 | 27 | 0-0 | 0-0 | 2 | 0 | 0-0 |
| Barney Bussey..... | 20 | 5 | 25 | 2.5-13.5 | 1-0 | 6 | 0 | 0-0 |
| David Grant..... | 11 | 10 | 21 | 0.5-2.5 | 0-0 | 0 | 0 | 0-0 |
| Robert Jackson..... | 18 | 1 | 19 | 0-0 | 0-0 | 4 | 1 | 0-0 |
| Solomon Wilcots..... | 13 | 2 | 15 | 1-18 | 0-0 | 0 | 0 | 0-0 |
| Kevin Walker..... | 7 | 4 | 11 | 0-0 | 0-0 | 0 | 0 | 1-0 |
| Richard Carey..... | 6 | 3 | 9 | 0-0 | 1-5 | 3 | 0 | 0-0 |
| Natu Tuatagaloa..... | 6 | 1 | 7 | 2.5-15.5 | 0-0 | 2 | 0 | 0-0 |
| Ed Brady..... | 1 | 0 | 1 | 0-0 | 0-0 | 0 | 0 | 0-0 |

| SPECIAL TEAMS** | ST | AT | TT | FF | FR-YDS | BP | BFG | BXP |
|------------------------|----|----|----|----|--------|----|-----|-----|
| Kevin Walker..... | 11 | 0 | 11 | 0 | 0-0 | 0 | 0 | 0 |
| Leo Barker..... | 10 | 1 | 11 | 0 | 0-0 | 0 | 0 | 0 |
| Ed Brady..... | 9 | 1 | 10 | 0 | 0-0 | 0 | 0 | 0 |
| Barney Bussey..... | 9 | 1 | 10 | 0 | 0-0 | 0 | 0 | 0 |
| Solomon Wilcots..... | 8 | 2 | 10 | 0 | 0-0 | 0 | 0 | 0 |
| Robert Jackson..... | 6 | 0 | 6 | 0 | 0-0 | 0 | 0 | 0 |
| Chris Barber..... | 5 | 1 | 6 | 0 | 0-0 | 0 | 0 | 0 |
| Leon White..... | 5 | 1 | 6 | 0 | 0-0 | 0 | 0 | 0 |
| Rickey Dixon..... | 5 | 0 | 5 | 0 | 0-0 | 0 | 0 | 0 |
| Richard Carey..... | 1 | 2 | 3 | 0 | 0-0 | 0 | 0 | 0 |
| Lee Johnson..... | 2 | 0 | 2 | 0 | 0-0 | 0 | 0 | 0 |
| Craig Taylor..... | 2 | 0 | 2 | 0 | 0-0 | 0 | 0 | 0 |
| Eric Thomas..... | 2 | 0 | 2 | 0 | 0-0 | 1 | 0 | 0 |
| Natu Tuatagaloa..... | 2 | 0 | 2 | 0 | 0-0 | 0 | 0 | 0 |
| Ira Hillary..... | 1 | 0 | 1 | 0 | 0-0 | 0 | 0 | 0 |
| Stanford Jennings..... | 1 | 0 | 1 | 0 | 0-0 | 0 | 0 | 0 |
| Eric Kattus..... | 1 | 0 | 1 | 0 | 0-0 | 0 | 0 | 0 |
| Rich Romer..... | 1 | 0 | 1 | 0 | 0-0 | 0 | 0 | 0 |
| Carl Zander..... | 1 | 0 | 1 | 0 | 0-0 | 0 | 0 | 0 |
| John Garrett..... | 0 | 1 | 1 | 0 | 0-0 | 0 | 0 | 0 |

1990 STATISTICS

RECORD: 9-7-0

HEAD COACH: SAM WYCHE
(BENGALS WON AFC CENTRAL DIVISION; SEE POSTSEASON
PORTION OF TEAM HISTORY SECTION FOR POSTSEASON STATS)

| DATE | W-L | SCORE | OPPONENT | ATTENDANCE |
|----------|-----|------------|-----------------|------------|
| 9-9-90 | W | 25-20 | N.Y. JETS | 56,467 |
| 9-16-90 | W | 21-16 | at San Diego | 48,098 |
| 9-23-90 | W | 41-7 | NEW ENGLAND | 56,470 |
| 10-1-90 | L | 16-31 | at Seattle | 60,135 |
| 10-7-90 | W | 34-31 (OT) | at L.A. Rams | 62,619 |
| 10-14-90 | L | 17-48 | at Houston | 53,501 |
| 10-22-90 | W | 34-13 | at Cleveland | 78,567 |
| 10-28-90 | L | 17-38 | at Atlanta | 53,214 |
| 11-4-90 | L | 7-21 | NEW ORLEANS | 60,067 |
| 11-11-90 | | | — BYE — | |
| 11-18-90 | W | 27-3 | PITTSBURGH | 60,064 |
| 11-25-90 | L | 20-34 | INDIANAPOLIS | 60,051 |
| 12-2-90 | W | 16-12 | at Pittsburgh | 58,200 |
| 12-9-90 | L | 17-20 (OT) | SAN FRANCISCO | 60,084 |
| 12-16-90 | L | 7-24 | at L.A. Raiders | 54,132 |
| 12-23-90 | W | 40-20 | HOUSTON | 60,044 |
| 12-30-90 | W | 21-14 | CLEVELAND | 60,041 |

| TEAM STATISTICS | BENGALS | OPPONENTS |
|---------------------|---------|-----------|
| TOTAL FIRST DOWNS | 277 | 308 |
| Rushing | 107 | 116 |
| Passing | 151 | 180 |
| Penalty | 19 | 12 |
| 3rd Down: Made-Att. | 79-196 | 93-213 |
| 3rd Down Pct. | 40.3 | 43.7 |
| 4th Down: Made-Att. | 12-19 | 2-12 |
| 4th Down Pct. | 63.2 | 16.7 |
| POSSESSION AVG. | 29:21 | 30:39 |
| TOTAL NET YARDS | 5063 | 5605 |
| Avg. Per Game | 316.4 | 350.3 |
| Total Plays | 943 | 1010 |
| Avg. Per Play | 5.4 | 5.5 |
| NET YARDS RUSHING | 2120 | 2085 |
| Avg. Per Game | 132.5 | 130.3 |
| Total Rushes | 484 | 442 |
| NET YARDS PASSING | 2943 | 3520 |
| Avg. Per Game | 183.9 | 220.0 |
| Sacked-Yards Lost | 34-209 | 25-205 |
| Gross Yards | 3152 | 3725 |
| Att. Completions | 425-237 | 543-300 |
| Completion Pct. | 55.8 | 55.2 |
| Had Intercepted | 23 | 15 |
| PUNTS-AVG. | 65-42.1 | 63-41.8 |
| Net Punting Avg. | 34.0 | 36.5 |
| PENALTIES-YARDS | 83-627 | 101-824 |
| FUMBLES-BALLS LOST | 25-12 | 32-16 |
| TOUCHDOWNS | 44 | 41 |
| Rushing | 16 | 15 |
| Passing | 25 | 24 |
| Returns | 3 | 2 |

| SCORE BY PERIODS | 1 | 2 | 3 | 4 | OT | PTS |
|------------------|----|-----|-----|----|----|-----|
| BENGALS | 79 | 110 | 78 | 90 | 3 | 360 |
| OPPONENTS | 70 | 115 | 101 | 63 | 3 | 352 |

| SCORING | TD | TD-R | TD-P | TD-RT | PAT | FG | S | PTS |
|-------------------|----|------|------|-------|-------|-------|-----|-----|
| Jim Breech | 0 | 0 | 0 | 0 | 41-44 | 17-21 | 0 | 92 |
| James Brooks | 9 | 5 | 4 | 0 | — | — | 0 | 54 |
| Eddie Brown | 0 | 9 | 0 | 0 | — | — | 0 | 54 |
| Ickey Woods | 6 | 6 | 0 | 0 | — | — | 0 | 36 |
| Rodney Holman | 5 | 0 | 5 | 0 | — | — | 0 | 30 |
| Craig Taylor | 3 | 2 | 1 | 0 | — | — | 0 | 18 |
| Eric Ball | 2 | 1 | 1 | 0 | — | — | 0 | 12 |
| Harold Green | 2 | 1 | 1 | 0 | — | — | 0 | 12 |
| Eric Kattus | 2 | 0 | 2 | 0 | — | — | 0 | 12 |
| James Francis | 1 | 0 | 0 | 1 | — | — | 1 | 8 |
| Mike Barber | 1 | 0 | 1 | 0 | — | — | 0 | 6 |
| Barney Bussey | 1 | 0 | 0 | 1 | — | — | 0 | 6 |
| Stanford Jennings | 1 | 1 | 0 | 0 | — | — | 0 | 6 |
| Tim McGee | 1 | 0 | 1 | 0 | — | — | 0 | 6 |
| Mitchell Price | 1 | 0 | 0 | 1 | — | — | 0 | 6 |
| David Fulcher | 0 | 0 | 0 | 0 | — | — | 1 | 2 |
| Lee Johnson | 0 | 0 | 0 | 0 | — | — | 0-1 | 0 |
| BENGALS | 44 | 16 | 25 | 3 | 41-44 | 17-22 | 2 | 360 |
| OPPONENTS | 41 | 15 | 24 | 2 | 40-41 | 22-29 | 0 | 352 |

Two-point conversions: (NA*).

| PASSING | ATT | CMP | YDS | CMP% | YDS/ATT | TD | TD% | INT | INT% | LG | SKD-YDS | RAT |
|----------------|-----|-----|------|-------|---------|----|-------|-----|------|----|---------|-------|
| Boomer Esiason | 402 | 224 | 3031 | 55.7 | 7.54 | 24 | 6.0 | 22 | 5.5 | 53 | 31-198 | 77.0 |
| Erik Wilhelm | 19 | 12 | 117 | 63.2 | 6.16 | 0 | 0.0 | 0 | 0.0 | 19 | 1-2 | 80.4 |
| Todd Philcox | 2 | 0 | 0 | 0.0 | 0.00 | 0 | 0.0 | 1 | 50.0 | — | 2-9 | 0.0 |
| Lynn James | 1 | 0 | 0 | 0.0 | 0.00 | 0 | 0.0 | 0 | 0.0 | — | 0-0 | 39.6 |
| Lee Johnson | 1 | 1 | 4 | 100.0 | 4.00 | 1 | 100.0 | 0 | 0.0 | 41 | 0-0 | 122.9 |
| BENGALS | 425 | 237 | 3152 | 55.8 | 7.42 | 25 | 5.9 | 23 | 5.4 | 53 | 34-209 | 76.5 |
| OPPONENTS | 543 | 300 | 3725 | 55.2 | 6.86 | 24 | 4.4 | 15 | 2.8 | 75 | 25-205 | 79.9 |

| RUSHING | ATT | YDS | AVG | LG | TD |
|-------------------|-----|------|-------|-----|----|
| James Brooks | 195 | 1004 | 5.1 | 56t | 5 |
| Harold Green | 83 | 353 | 4.3 | 39 | 1 |
| Ickey Woods | 64 | 268 | 4.2 | 32 | 6 |
| Craig Taylor | 51 | 216 | 4.2 | 24 | 2 |
| Boomer Esiason | 49 | 157 | 3.2 | 21 | 0 |
| Eric Ball | 22 | 72 | 3.3 | 15 | 1 |
| Stanford Jennings | 12 | 46 | 3.8 | 13 | 1 |
| Lynn James | 11 | 11.0 | 11 | 0 | 0 |
| Erik Wilhelm | 6 | 6 | 1.0 | 4 | 0 |
| Mike Barber | 1 | -13 | -13.0 | -13 | 0 |
| BENGALS | 484 | 2120 | 4.4 | 56t | 16 |
| OPPONENTS | 442 | 2085 | 4.7 | 88 | 15 |

| RECEIVING | REC | YDS | AVG | LG | TD |
|-------------------|-----|------|------|-----|----|
| Eddie Brown | 44 | 706 | 16.0 | 50t | 9 |
| Tim McGee | 43 | 737 | 17.1 | 52 | 1 |
| Rodney Holman | 40 | 596 | 14.9 | 53 | 5 |
| James Brooks | 26 | 269 | 10.3 | 35 | 4 |
| Ickey Woods | 20 | 162 | 8.1 | 22 | 0 |
| Mike Barber | 14 | 196 | 14.0 | 28 | 1 |
| Harold Green | 12 | 90 | 7.5 | 22 | 1 |
| Eric Kattus | 11 | 145 | 13.2 | 31 | 2 |
| Jim Riggs | 8 | 79 | 9.9 | 21 | 0 |
| Kendal Smith | 7 | 45 | 6.4 | 11 | 0 |
| Stanford Jennings | 4 | 23 | 5.8 | 13 | 0 |
| Lynn James | 3 | 36 | 12.0 | 16 | 0 |
| Craig Taylor | 3 | 22 | 7.3 | 20 | 1 |
| Eric Ball | 2 | 46 | 23.0 | 48t | 1 |
| BENGALS | 237 | 3152 | 13.3 | 53 | 25 |
| OPPONENTS | 300 | 3725 | 12.4 | 75 | 24 |

| INTERCEPTIONS | NO | YDS | AVG | LG | TD |
|----------------|----|-----|------|-----|----|
| Barney Bussey | 4 | 37 | 9.3 | 18 | 0 |
| David Fulcher | 4 | 20 | 5.0 | 18 | 0 |
| Lewis Billups | 3 | 39 | 13.0 | 29 | 0 |
| Leon White | 1 | 21 | 21.0 | 21 | 0 |
| James Francis | 1 | 17 | 17.0 | 17t | 1 |
| Carl Zander | 1 | 12 | 12.0 | 12 | 0 |
| Mitchell Price | 1 | 0 | 0.0 | 0 | 0 |
| BENGALS | 15 | 146 | 9.7 | 29 | 1 |
| OPPONENTS | 23 | 233 | 10.1 | 30t | 1 |

| PUNTING | NO | YDS | AVG | NET | TB | IN-20 | LG | BLK. |
|-------------|----|------|------|------|----|-------|----|------|
| Lee Johnson | 64 | 2705 | 42.3 | 34.3 | 8 | 12 | 70 | 0 |
| Jim Breech | 1 | 34 | 34.0 | 14.0 | 1 | 0 | 34 | 0 |
| BENGALS | 65 | 2739 | 42.1 | 34.0 | 9 | 12 | 70 | 0 |
| OPPONENTS | 63 | 2634 | 41.8 | 36.5 | 4 | 19 | 65 | 0 |

| PUNT RETURNS | NO | FC | YDS | AVG | LG | TD |
|----------------|----|----|-----|-----|-----|----|
| Mitchell Price | 29 | 14 | 251 | 8.7 | 66t | 1 |
| Kendal Smith | 1 | 0 | 4 | 4.0 | 4 | 0 |
| BENGALS | 30 | 14 | 255 | 8.5 | 66t | 1 |
| OPPONENTS | 36 | 11 | 352 | 9.8 | 79t | 1 |

| KICKOFF RETURNS | NO | YDS | AVG | LG | TD |
|-------------------|----|------|------|----|----|
| Stanford Jennings | 29 | 584 | 20.1 | 33 | 0 |
| Eric Ball | 16 | 366 | 22.9 | 38 | 0 |
| Mitchell Price | 10 | 191 | 19.1 | 33 | 0 |
| Lynn James | 1 | 43 | 43.0 | 43 | 0 |
| Kendal Smith | 2 | 35 | 17.5 | 20 | 0 |
| Craig Taylor | 1 | 16 | 16.0 | 16 | 0 |
| Mike Barber | 1 | 14 | 14.0 | 14 | 0 |
| Eric Kattus | 1 | 10 | 10.0 | 10 | 0 |
| Jim Riggs | 1 | 7 | 7.0 | 7 | 0 |
| BENGALS | 62 | 1266 | 20.4 | 43 | 0 |
| OPPONENTS | 43 | 945 | 22.0 | 64 | 0 |

| FIELD GOALS | 1-19 | 20-29 | 30-39 | 40-49 | 50+ |
|--|------|-------|-------|-------|-----|
| Jim Breech | 0-0 | 6-6 | 5-6 | 6-9 | 0-0 |
| Lee Johnson | 0-0 | 0-0 | 0-0 | 0-0 | 0-1 |
| BENGALS | 0-0 | 6-6 | 5-6 | 6-9 | 0-1 |
| OPPONENTS | 1-1 | 11-11 | 7-7 | 2-7 | 1-3 |
| Jim Breech: (43G, 42N, 44G, 37G), (—), (46G, 23G), (34G, 26G, 43G), (40G, 44G), (29G), (20G, 21G), (35G), (43N), (21G, 31G), (—), (34N, 46N), (38G), (—), (—), (—). | | | | | |
| Lee Johnson: (—), (—), (—), (—), (52N), (—), (—), (—), (—), (—), (—), (—), (—), (—), (—). | | | | | |
| Opponents: (33G, 26G), (19G, 44N), (—), (51G), (40G), (22G, 23G), (21G, 41N, 30G), (27G, 52N), (48N), (31G), (51N, 22G, 26G), (32G, 36G, 29G, 48G), (23G, 23G), (39G), (29G, 36G, 42N), (48N). | | | | | |

USUAL STARTERS

| OFFENSE | DEFENSE |
|-------------------|---------------------|
| WR Tim McGee | LDE Skip McClendon |
| LOT Anthony Munoz | NT Tim Krumie |
| LG Bruce Reimers | RDE David Grant, |
| C Bruce Kozerski | Jason Buck |
| RG Ken Moyer | LOLB Leon White |
| ROT Joe Walter | LILB Carl Zander |
| TE Rodney Holman | RILB Kevin Walker |
| WR Eddie Brown | ROLB James Francis |
| QB Boomer Esiason | LCB Lewis Billups |
| HB James Brooks | RCB Carl Carter |
| FB Harold Green, | SS David Fulcher |
| Ickey Woods | FS Solomon Wilcotts |

| DEFENSE** | ST | AT | TT | SKS-YDS | INT-YDS | PD | FF | FR-YDS |
|------------------|----|----|----|----------|---------|----|----|--------|
| James Francis | 62 | 14 | 76 | 8-65 | 1-17 | 6 | 2 | 0-0 |
| Kevin Walker | 61 | 14 | 75 | 1-6 | 0-0 | 0 | 0 | 0-0 |
| David Fulcher | 53 | 22 | 75 | 1-12 | 4-20 | 10 | 3 | 0-0 |
| Tim Krumie | 45 | 23 | 68 | 2-17 | 0-0 | 1 | 1 | 1-0 |
| Barney Bussey | 48 | 9 | 57 | 2-17 | 4-37 | 10 | 0 | 1-70 |
| Lewis Billups | 43 | 8 | 51 | 0-0 | 3-39 | 13 | 2 | 2-4 |
| Rod Jones | 39 | 8 | 47 | 0-0 | 0-0 | 12 | 0 | 1-1 |
| Carl Carter | 38 | 9 | 47 | 0-0 | 0-0 | 11 | 0 | 2-0 |
| Carl Zander | 37 | 10 | 47 | 0-0 | 1-12 | 1 | 1 | 2-40 |
| David Grant | 36 | 8 | 44 | 1-14 | 0-0 | 4 | 0 | 1-0 |
| Solomon Wilcotts | 33 | 8 | 41 | 0-0 | 0-0 | 2 | 2 | 1-3 |
| Rickey Dixon | 28 | 6 | 34 | 0-0 | 0-0 | 6 | 3 | 0-0 |
| Leon White | 28 | 6 | 34 | 1-4 | 1-21 | 4 | 0 | 0-0 |
| Skip McClendon | 25 | 3 | 28 | 2-17 | 0-0 | 2 | 0 | 0-0 |
| Natu Tuatagaloa | 17 | 7 | 24 | 4.5-32.5 | 0-0 | 1 | 2 | 2-0 |
| Mike Hammerstein | 13 | 6 | 19 | 2-15 | 0-0 | 0 | 0 | 0-0 |
| Mitchell Price | 13 | 2 | 15 | 0-0 | 1-0 | 5 | 0 | 0-0 |
| Leo Barker | 10 | 2 | 12 | 0-0 | 0-0 | 1 | 0 | 1-0 |
| Eric Thomas | 11 | 0 | 11 | 0-0 | 0-0 | 2 | 0 | 0-0 |
| Jason Buck | 7 | 4 | 11 | 0.5-5.5 | 0-0 | 1 | 0 | 0-0 |
| Bernard Clark | 6 | 4 | 10 | 0-0 | 0-0 | 0 | 1 | 0-0 |
| Craig Ogletree | 0 | 1 | 1 | 0-0 | 0-0 | 0 | 0 | 0-0 |

| SPECIAL TEAMS** | ST | AT | TT | FF | FR-YDS | BP | BFG | BXP |
|------------------------|----|----|----|----|--------|----|-----|-----|
| Leo Barker..... | 6 | 2 | 8 | 1 | 0-0 | 0 | 0 | 0 |
| Mitchell Price..... | 6 | 1 | 7 | 0 | 1-0 | 0 | 0 | 0 |
| Kevin Walker..... | 4 | 2 | 6 | 0 | 0-0 | 0 | 0 | 0 |
| James Francis..... | 5 | 0 | 5 | 0 | 0-0 | 0 | 0 | 0 |
| Rod Jones..... | 5 | 0 | 5 | 0 | 0-0 | 0 | 0 | 0 |
| Eric Ball..... | 4 | 1 | 5 | 0 | 0-0 | 0 | 0 | 0 |
| Lynn James..... | 4 | 0 | 4 | 0 | 0-0 | 0 | 0 | 0 |
| Natu Tuatagaloa..... | 4 | 0 | 4 | 0 | 0-0 | 0 | 0 | 0 |
| Ed Brady..... | 3 | 1 | 4 | 0 | 1-0 | 0 | 0 | 0 |
| Barney Bussey..... | 2 | 2 | 4 | 0 | 0-0 | 0 | 0 | 0 |
| Craig Ogletree..... | 3 | 0 | 3 | 0 | 0-0 | 0 | 0 | 0 |
| Carl Carter..... | 2 | 0 | 2 | 0 | 0-0 | 0 | 0 | 0 |
| Rickey Dixon..... | 2 | 0 | 2 | 0 | 0-0 | 0 | 0 | 0 |
| Leon White..... | 2 | 0 | 2 | 0 | 0-0 | 0 | 0 | 0 |
| Solomon Wilcotts..... | 2 | 0 | 2 | 0 | 0-0 | 0 | 0 | 0 |
| Carl Zander..... | 2 | 0 | 2 | 0 | 0-0 | 0 | 0 | 0 |
| Stanford Jennings..... | 1 | 1 | 2 | 0 | 0-0 | 0 | 0 | 0 |
| Mike Barber..... | 1 | 0 | 1 | 0 | 0-0 | 0 | 0 | 0 |
| Lee Johnson..... | 1 | 0 | 1 | 0 | 0-0 | 0 | 0 | 0 |
| Kendal Smith..... | 1 | 0 | 1 | 0 | 0-0 | 0 | 0 | 0 |
| Bernard Clark..... | 0 | 1 | 1 | 0 | 0-0 | 0 | 0 | 0 |
| Craig Taylor..... | 0 | 1 | 1 | 0 | 0-0 | 0 | 0 | 0 |

1991 STATISTICS

RECORD: 3-13-0

HEAD COACH: SAM WYCHE

| DATE | W-L | SCORE | OPPONENT | ATTENDANCE |
|----------|-----|------------|-----------------|------------|
| 9-1-91 | L | 14-45 | at Denver | 72,855 |
| 9-8-91 | L | 7-30 | HOUSTON | 56,463 |
| 9-15-91 | L | 13-14 | at Cleveland | 78,269 |
| 9-22-91 | L | 27-34 | WASHINGTON | 52,038 |
| 9-29-91 | | | — BYE — | |
| 10-6-91 | L | 7-13 | SEATTLE | 60,010 |
| 10-13-91 | L | 23-35 | at Dallas | 63,275 |
| 10-21-91 | L | 16-35 | at Buffalo | 80,131 |
| 10-27-91 | L | 3-35 | at Houston | 58,634 |
| 11-3-91 | W | 23-21 | CLEVELAND | 55,077 |
| 11-10-91 | L | 27-33 (OT) | PITTSBURGH | 55,503 |
| 11-17-91 | L | 10-17 | at Philadelphia | 63,189 |
| 11-24-91 | L | 14-38 | L.A. RAIDERS | 52,044 |
| 12-1-91 | W | 27-24 | N.Y. GIANTS | 45,063 |
| 12-9-91 | L | 13-37 | at Miami | 60,616 |
| 12-15-91 | L | 10-17 | at Pittsburgh | 35,420 |
| 12-22-91 | W | 29-7 | NEW ENGLAND | 46,394 |

| TEAM STATISTICS | BENGALS | OPPONENTS |
|---------------------|---------|-----------|
| TOTAL FIRST DOWNS | 286 | 308 |
| Rushing | 96 | 100 |
| Passing | 162 | 191 |
| Penalty | 28 | 17 |
| 3rd Down: Made-Att. | 78-212 | 86-194 |
| 3rd Down Pct. | 36.8 | 44.3 |
| 4th Down: Made-Att. | 9-20 | 4-8 |
| 4th Down Pct. | 45.0 | 50.0 |
| POSSESSION AVG. | 29.14 | 30.46 |
| TOTAL NET YARDS | 4969 | 5652 |
| Avg. Per Game | 310.6 | 353.3 |
| Total Plays | 993 | 980 |
| Avg. Per Play | 5.0 | 5.8 |
| NET YARDS RUSHING | 1811 | 1662 |
| Avg. Per Game | 113.2 | 103.9 |
| Total Rushes | 449 | 454 |
| NET YARDS PASSING | 3158 | 3990 |
| Avg. Per Game | 249.4 | 314.2 |
| Sacked-Yards Lost | 33-255 | 21-129 |
| Gross Yards | 3413 | 4119 |
| Att.-Completions | 511-290 | 505-303 |
| Completion Pct. | 56.8 | 60.0 |
| Had Intercepted | 22 | 17 |
| PUNTS-AVG. | 65-43.5 | 57-42.0 |
| Net Punting Avg. | 34.3 | 36.4 |
| PENALTIES-YARDS | 107-845 | 94-808 |
| FUMBLES-BALLS LOST | 30-20 | 23-14 |
| TOUCHDOWNS | 27 | 53 |
| Rushing | 11 | 20 |
| Passing | 14 | 26 |
| Returns | 2 | 7 |

| SCORE BY PERIODS | 1 | 2 | 3 | 4 | OT | PTS |
|------------------|----|-----|----|-----|----|-----|
| BENGALS | 57 | 71 | 64 | 71 | 0 | 263 |
| OPPONENTS | 68 | 163 | 76 | 122 | 6 | 435 |

| SCORING | TD | TD-R | TD-P | TD-R | PAT | FG | S | PTS |
|----------------|----|------|------|------|-------|-------|---|-----|
| Jim Breech | 0 | 0 | 0 | 0 | 27-27 | 23-29 | 0 | 96 |
| James Brooks | 4 | 2 | 2 | 0 | — | — | 0 | 24 |
| Tim McGee | 4 | 0 | 4 | 0 | — | — | 0 | 24 |
| Ickey Woods | 4 | 4 | 0 | 0 | — | — | 0 | 24 |
| Eddie Brown | 2 | 0 | 2 | 0 | — | — | 0 | 12 |
| Harold Green | 2 | 2 | 0 | 0 | — | — | 0 | 12 |
| Rodney Holman | 2 | 0 | 2 | 0 | — | — | 0 | 12 |
| Craig Taylor | 2 | 2 | 0 | 0 | — | — | 0 | 12 |
| Eric Ball | 1 | 1 | 0 | 0 | — | — | 0 | 6 |
| Mike Barber | 1 | 0 | 1 | 0 | — | — | 0 | 6 |
| Mike Dingle | 1 | 0 | 1 | 0 | — | — | 0 | 6 |
| David Fulcher | 1 | 0 | 0 | 1 | — | — | 0 | 6 |
| Lynn James | 1 | 0 | 1 | 0 | — | — | 0 | 6 |
| Mitchell Price | 1 | 0 | 0 | 1 | — | — | 0 | 6 |
| Reggie Rember | 1 | 0 | 1 | 0 | — | — | 0 | 6 |
| Lee Johnson | 0 | 0 | 0 | 0 | 0-0 | 1-3 | 0 | 3 |
| Alex Gordon | 0 | 0 | 0 | 0 | — | — | 1 | 2 |
| BENGALS | 27 | 11 | 14 | 2 | 27-27 | 24-32 | 1 | 263 |
| OPPONENTS | 53 | 20 | 26 | 7 | 49-52 | 22-31 | 1 | 435 |

Two-point conversions: (NA)*.

| RUSHING | ATT | YDS | AVG | LG | TD |
|----------------|-----|------|------|-----|----|
| Harold Green | 158 | 731 | 4.6 | 75t | 2 |
| James Brooks | 152 | 571 | 3.8 | 25 | 2 |
| Craig Taylor | 33 | 153 | 4.6 | 34t | 2 |
| Ickey Woods | 36 | 97 | 2.7 | 12 | 4 |
| Mike Dingle | 21 | 91 | 4.3 | 21 | 0 |
| Boomer Esiason | 24 | 66 | 2.8 | 16 | 0 |
| Donald Hollas | 12 | 66 | 5.5 | 27 | 0 |
| Eric Ball | 10 | 21 | 2.1 | 10 | 1 |
| Erik Wilhelm | 1 | 9 | 9.0 | 9 | 0 |
| Eddie Brown | 1 | 8 | 8.0 | 8 | 0 |
| Lee Johnson | 1 | -2 | -2.0 | -2 | 0 |
| BENGALS | 449 | 1811 | 4.0 | 75t | 11 |
| OPPONENTS | 454 | 1662 | 3.7 | 43 | 20 |

| RECEIVING | REC | YDS | AVG | LG | TD |
|---------------|-----|------|------|-----|----|
| Eddie Brown | 59 | 827 | 14.0 | 53 | 2 |
| Tim McGee | 51 | 802 | 15.7 | 52t | 4 |
| James Brooks | 40 | 348 | 8.7 | 40 | 2 |
| Rodney Holman | 31 | 445 | 14.4 | 39 | 2 |
| Mike Barber | 23 | 255 | 11.1 | 42t | 1 |
| Craig Taylor | 21 | 122 | 5.8 | 16 | 0 |
| Harold Green | 16 | 136 | 8.5 | 18 | 0 |
| Eric Kallus | 12 | 136 | 11.3 | 24 | 0 |
| Reggie Rember | 9 | 117 | 13.0 | 23t | 1 |
| Lynn James | 7 | 103 | 14.7 | 22 | 1 |
| Ickey Woods | 6 | 36 | 6.0 | 16 | 0 |
| Mike Dingle | 5 | 23 | 4.6 | 12 | 1 |
| Jim Riggs | 4 | 14 | 3.5 | 7 | 0 |
| Shane Garrett | 3 | 32 | 10.7 | 13 | 0 |
| Eric Ball | 3 | 17 | 5.7 | 9 | 0 |
| BENGALS | 290 | 3413 | 11.8 | 53 | 14 |
| OPPONENTS | 303 | 4119 | 13.6 | 74t | 26 |

| INTERCEPTIONS | NO | YDS | AVG | LG | TD |
|----------------|----|-----|------|-----|----|
| David Fulcher | 4 | 51 | 12.8 | 27t | 1 |
| Eric Thomas | 3 | 0 | 0.0 | 0 | 0 |
| Rickey Dixon | 2 | 62 | 31.0 | 47 | 0 |
| Barney Bussey | 2 | 18 | 9.0 | 18 | 0 |
| Leo Barker | 1 | 29 | 29.0 | 29 | 0 |
| Alonzo Miltz | 1 | 8 | 8.0 | 8 | 0 |
| Richard Fain | 1 | 1 | 1.0 | 1 | 0 |
| James Francis | 1 | 0 | 0.0 | 0 | 0 |
| David Grant | 1 | 0 | 0.0 | 0 | 0 |
| Mitchell Price | 1 | 0 | 0.0 | 0 | 0 |
| BENGALS | 17 | 169 | 9.9 | 47 | 1 |
| OPPONENTS | 22 | 331 | 15.0 | 52t | 3 |

| PUNTING | NO | YDS | AVG | NET | TB | IN-20 | LG | BLK |
|-------------|----|------|------|------|----|-------|----|-----|
| Lee Johnson | 64 | 2795 | 43.7 | 34.7 | 6 | 15 | 62 | 0 |
| Jim Breech | 1 | 33 | 33.0 | 13.0 | 1 | 0 | 33 | 0 |
| BENGALS | 65 | 2828 | 43.5 | 34.3 | 7 | 15 | 62 | 0 |
| OPPONENTS | 57 | 2394 | 42.0 | 36.4 | 2 | 14 | 59 | 0 |

| PUNT RETURNS | NO | FC | YDS | AVG | LG | TD |
|----------------|----|----|-----|------|-----|----|
| Mitchell Price | 14 | 6 | 203 | 14.5 | 78t | 1 |
| Mike Barber | 13 | 5 | 70 | 5.4 | 15 | 0 |
| Shane Garrett | 1 | 0 | 7 | 7.0 | 7 | 0 |
| Lynn James | 1 | 0 | 0 | 0.0 | 0 | 0 |
| BENGALS | 29 | 11 | 280 | 9.7 | 78t | 1 |
| OPPONENTS | 38 | 7 | 456 | 12.0 | 75t | 2 |

| KICKOFF RETURNS | NO | YDS | AVG | LG | TD |
|-----------------|----|------|------|----|----|
| Eric Ball | 13 | 262 | 20.2 | 24 | 0 |
| Shane Garrett | 13 | 214 | 16.5 | 24 | 0 |
| James Brooks | 11 | 190 | 17.3 | 35 | 0 |
| Mike Dingle | 7 | 176 | 25.1 | 63 | 0 |
| Lynn James | 8 | 143 | 17.9 | 26 | 0 |
| Mitchell Price | 5 | 91 | 18.2 | 22 | 0 |
| Harold Green | 4 | 66 | 16.5 | 20 | 0 |
| Joe King | 3 | 34 | 11.3 | 17 | 0 |
| Jim Riggs | 2 | 28 | 14.0 | 15 | 0 |
| Rodney Holman | 1 | 15 | 15.0 | 15 | 0 |
| Mike Barber | 1 | 7 | 7.0 | 7 | 0 |
| Eric Thomas | 1 | -1 | -1.0 | -1 | 0 |
| BENGALS | 69 | 1225 | 17.8 | 63 | 0 |
| OPPONENTS | 38 | 741 | 19.5 | 34 | 0 |

| FIELD GOALS | 1-19 | 20-29 | 30-39 | 40-49 | 50+ |
|--|------|-------|-------|-------|-----|
| Jim Breech | 0-0 | 9-10 | 8-10 | 5-6 | 1-3 |
| Lee Johnson | 0-0 | 0-0 | 0-0 | 0-0 | 1-3 |
| BENGALS | 0-0 | 9-10 | 8-10 | 5-6 | 2-6 |
| OPPONENTS | 2-2 | 4-4 | 9-13 | 6-11 | 1-1 |
| Jim Breech: (—), (33N), (21G, 36G), (46G, 25G), (—), (45G, 24G, 26G), (32G, 42G), (50N, 20G), (23G, 38G, 38G), (29G, 47G), (38G), (—), (35G, 35G), (39N, 27G, 50G), (50N, 39G, 48N, 26N), (49G, 25G). | | | | | |
| Lee Johnson: (—), (—), (—), (—), (—), (—), (53G), (—), (—), (—), (—), (55N), (—), (52N), (—), (—). | | | | | |
| Opponents: (30N, 42N, 19G), (19G, 21G, 37G), (30G, 42G, 38G, 45G), (40G, 26G), (45N, 36G, 31G), (—), (—), (33G, 45N), (47N, 34N), (44G, 46G, 37N), (42N, 37G), (29G), (37G), (50G, 22G, 36G), (47G, 39N), (—). | | | | | |

| PASSING | ATT | CMP | YDS | CMP% | YDS/ATT | TD | TD% | INT | INT% | LG | SKD-YDS | RAT |
|----------------|-----|-----|------|-------|---------|----|-----|-----|------|-----|---------|------|
| Boomer Esiason | 413 | 233 | 2883 | 56.4 | 6.98 | 13 | 3.1 | 16 | 3.9 | 53 | 25-190 | 72.5 |
| Donald Hollas | 55 | 32 | 310 | 58.2 | 5.64 | 1 | 1.8 | 4 | 7.3 | 23t | 7-57 | 49.8 |
| Erik Wilhelm | 42 | 24 | 217 | 57.1 | 5.17 | 0 | 0.0 | 2 | 4.8 | 29 | 1-8 | 51.4 |
| Lee Johnson | 1 | 1 | 3 | 100.0 | 3.00 | 0 | 0.0 | 0 | 0.0 | 3 | 0-0 | 79.2 |
| BENGALS | 511 | 290 | 3413 | 56.8 | 6.68 | 14 | 2.7 | 22 | 4.3 | 53 | 33-255 | 68.4 |
| OPPONENTS | 505 | 303 | 4119 | 60.0 | 8.16 | 26 | 5.1 | 17 | 3.4 | 74t | 21-129 | 89.2 |

USUAL STARTERS

| OFFENSE | DEFENSE |
|-------------------|--------------------------------|
| WR Tim McGee | LDE Alonzo Miltz |
| LOT Anthony Munoz | NT Tim Krumrie |
| LG Bruce Reimers | RDE David Grant |
| C Bruce Kozerski | LOLB James Francis |
| RG Paul Jetton | LILB Leo Barker |
| Ken Moyer | RILB Carl Zander |
| ROT Joe Walter | ROLB Alfred Williams |
| TE Rodney Holman | LCB Wayne Haddix |
| WR Eddie Brown | RCB Lewis Billups |
| QB Boomer Esiason | SS David Fulcher |
| RB James Brooks | FS Rickey Dixon, Barney Bussey |
| RB Harold Green | |

| DEFENSE** | ST | AT | TT | SKS-YDS | INT-YDS | PD | FF | FR-YDS |
|------------------|----|----|----|---------|---------|----|----|--------|
| David Fulcher | 68 | 27 | 95 | 0-0 | 4-51 | 9 | 4 | 3-12 |
| Tim Krumrie | 56 | 12 | 68 | 4-26 | 0-0 | 1 | 1 | 1-0 |
| James Francis | 50 | 18 | 68 | 3-21 | 1-0 | 7 | 0 | 1-0 |
| Rickey Dixon | 58 | 7 | 65 | 0-0 | 2-62 | 8 | 1 | 0-0 |
| Eric Thomas | 51 | 5 | 56 | 0-0 | 3-0 | 18 | 0 | 1-0 |
| Leo Barker | 44 | 11 | 55 | 0-0 | 1-29 | 1 | 0 | 0-0 |
| Alonzo Miltz | 40 | 8 | 48 | 0-0 | 1-8 | 2 | 0 | 1-0 |
| Carl Zander | 37 | 10 | 47 | 0-0 | 0-0 | 1 | 2 | 1-0 |
| Alfred Williams | 36 | 4 | 40 | 3-16 | 0-0 | 3 | 1 | 2-24 |
| Barney Bussey | 31 | 8 | 39 | 0-0 | 2-18 | 3 | 0 | 1-0 |
| David Grant | 33 | 4 | 37 | 2-14 | 1-0 | 1 | 0 | 0-0 |
| Lewis Billups | 32 | 3 | 35 | 1-9 | 0-0 | 6 | 0 | 1-7 |
| Mitchell Price | 16 | 1 | 17 | 0-0 | 1-0 | 4 | 0 | 1-0 |
| Kevin Walker | 15 | 2 | 17 | 1-5 | 0-0 | 0 | 0 | 0-0 |
| Natu Tuatagaloa | 14 | 1 | 15 | 2-8 | 0-0 | 1 | 1 | 0-0 |
| Lamar Rogers | 10 | 4 | 14 | 0-0 | 0-0 | 1 | 0 | 0-0 |
| Wayne Haddix | 12 | 1 | 13 | 0-0 | 0-0 | 7 | 0 | 0-0 |
| Richard Fain | 8 | 2 | 10 | 0-0 | 1-1 | 3 | 0 | 0-0 |
| Leon White | 8 | 2 | 10 | 0-0 | 0-0 | 0 | 0 | 0-0 |
| Rod Jones | 9 | 0 | 9 | 0-0 | 0-0 | 3 | 0 | 0-0 |
| Alex Gordon | 6 | 2 | 8 | 2-8 | 0-0 | 0 | 0 | 0-0 |
| Bernard Clark | 5 | 3 | 8 | 0-0 | 0-0 | 0 | 0 | 0-0 |
| Skip McClendon | 5 | 1 | 6 | 0-0 | 0-0 | 0 | 0 | 0-0 |
| Fernandus Vinson | 4 | 2 | 6 | 0-0 | 0-0 | 2 | 0 | 0-0 |
| Antoine Bennett | 3 | 0 | 3 | 0-0 | 0-0 | 1 | 0 | 0-0 |
| Daniel Stubbs | 3 | 0 | 3 | 3-22 | 0-0 | 0 | 1 | 0-0 |
| Joe King | 2 | 1 | 3 | 0-0 | 0-0 | 0 | 0 | 0-0 |
| Ed Brady | 0 | 1 | 1 | 0-0 | 0-0 | 0 | 0 | 0-0 |
| Rod Saddler | 0 | 1 | 1 | 0-0 | 0-0 | 0 | 0 | 0-0 |

| SPECIAL TEAMS** | ST | AT | TT | FF | FR-YDS | BP | BFG | BXP |
|------------------------|----|----|----|----|--------|----|-----|-----|
| Ed Brady | 11 | 1 | 12 | 0 | 0-0 | 0 | 0 | 0 |
| Alex Gordon | 5 | 3 | 8 | 0 | 1-0 | 0 | 0 | 0 |
| Leo Barker | 6 | 0 | 6 | 0 | 0-0 | 0 | 0 | 0 |
| Leon White | 6 | 0 | 6 | 0 | 0-0 | 0 | 0 | 0 |
| Bernard Clark | 5 | 0 | 5 | 0 | 0-0 | 0 | 0 | 0 |
| Reggie Rember | 4 | 1 | 5 | 0 | 0-0 | 0 | 0 | 0 |
| Fernandus Vinson | 4 | 0 | 4 | 0 | 0-0 | 0 | 0 | 0 |
| Lynn James | 3 | 1 | 4 | 0 | 0-0 | 0 | 0 | 0 |
| Mike Barber | 3 | 0 | 3 | 0 | 0-0 | 0 | 0 | 0 |
| Richard Fain | 3 | 0 | 3 | 0 | 0-0 | 0 | 0 | 0 |
| Mitchell Price | 3 | 0 | 3 | 0 | 0-0 | 0 | 0 | 0 |
| Barney Bussey | 2 | 0 | 2 | 0 | 0-0 | 0 | 0 | 0 |
| Rickey Dixon | 2 | 0 | 2 | 0 | 0-0 | 0 | 0 | 0 |
| Joe King | 2 | 0 | 2 | 0 | 0-0 | 0 | 0 | 0 |
| Eric Ball | 1 | 0 | 1 | 0 | 0-0 | 0 | 0 | 0 |
| Lewis Billups | 1 | 0 | 1 | 0 | 0-0 | 0 | 0 | 0 |
| Wayne Haddix | 1 | 0 | 1 | 0 | 0-0 | 0 | 0 | 0 |
| Donald Hollas | 1 | 0 | 1 | 0 | 0-0 | 0 | 0 | 0 |
| Rod Jones | 1 | 0 | 1 | 0 | 0-0 | 0 | 0 | 0 |
| Natu Tuatagaloa | 1 | 0 | 1 | 0 | 0-0 | 0 | 0 | 0 |
| Kevin Walker | 1 | 0 | 1 | 0 | 0-0 | 0 | 0 | 0 |
| Carl Zander | 1 | 0 | 1 | 0 | 0-0 | 0 | 0 | 0 |
| Mike Dingle | 0 | 1 | 1 | 0 | 0-0 | 0 | 0 | 0 |
| Eric Thomas | 0 | 0 | 0 | 0 | 0-0 | 0 | 3 | 0 |
| Rod Saddler | 0 | 0 | 0 | 0 | 0-0 | 0 | 0 | 0 |

RECORD: 5-11-0

| PASSING | ATT | CMP | YDS | CMP% | YDS/ATT | TD | TD% | INT | INT% | LG | SKD-YDS | RAT |
|----------------------|-----|-----|------|-------|---------|----|-----|-----|------|-----|---------|-------|
| Boomer Esiason | 278 | 144 | 1407 | 51.8 | 5.06 | 11 | 4.0 | 15 | 5.4 | 38 | 19-150 | 57.0 |
| David Klingler | 98 | 47 | 530 | 48.0 | 5.41 | 3 | 3.1 | 2 | 2.0 | 83t | 18-146 | 66.3 |
| Donald Hollas | 58 | 35 | 335 | 60.3 | 5.78 | 2 | 3.4 | 0 | 0.0 | 24t | 8-45 | 87.9 |
| Jim Breech | 1 | 1 | 12 | 100.0 | 12.00 | 0 | 0.0 | 0 | 0.0 | 12 | 0-0 | 116.7 |
| BENGALS | 435 | 227 | 2284 | 52.2 | 5.25 | 16 | 3.7 | 17 | 3.9 | 83t | 45-341 | 63.4 |
| OPPONENTS | 489 | 288 | 3620 | 58.9 | 7.40 | 24 | 4.9 | 16 | 3.3 | 47 | 45-294 | 84.7 |

| RUSHING | ATT | YDS | AVG | LG | TD |
|---------------------|-----|------|-----|-----|----|
| Harold Green..... | 265 | 1170 | 4.4 | 53 | 2 |
| Derrick Fenner..... | 112 | 500 | 4.5 | 35t | 7 |
| Donald Hollas..... | 20 | 109 | 5.5 | 24 | 0 |
| Boomer Esiason..... | 21 | 66 | 3.1 | 15 | 0 |
| Eric Ball..... | 16 | 55 | 3.4 | 17 | 2 |
| Dave Klingler..... | 11 | 53 | 4.8 | 12 | 0 |
| Ostell Miles..... | 8 | 22 | 2.8 | 9 | 0 |
| Jeff Query..... | 1 | 1 | 1.0 | 1 | 0 |
| BENGALS..... | 454 | 1976 | 4.4 | 53 | 11 |
| OPPONENTS..... | 490 | 2007 | 4.1 | 36t | 15 |

| RECEIVING | REC | YDS | AVG | LG | TD |
|---------------------|-----|------|------|-----|----|
| Harold Green..... | 41 | 214 | 5.2 | 19 | 0 |
| Tim McGee..... | 35 | 408 | 11.7 | 36 | 3 |
| Carl Pickens..... | 26 | 326 | 12.5 | 38 | 1 |
| Rodney Holman..... | 26 | 266 | 10.2 | 26† | 2 |
| Reggie Rember†..... | 19 | 219 | 11.5 | 27 | 0 |
| Craig Thompson..... | 19 | 194 | 10.2 | 32 | 2 |
| Jeff Query..... | 16 | 265 | 16.6 | 83† | 3 |
| Brian Brennan..... | 16 | 166 | 10.4 | 21 | 1 |
| Jim Riggs..... | 11 | 70 | 6.4 | 17 | 0 |
| Derrick Fenner..... | 7 | 41 | 5.9 | 15 | 1 |
| Eric Ball..... | 6 | 66 | 11.0 | 35† | 2 |
| Milt Stegall..... | 3 | 35 | 11.7 | 13 | 1 |
| Jeff Thomason..... | 2 | 14 | 7.0 | 10 | 0 |
| BENGALS..... | 227 | 2284 | 10.1 | 83† | 16 |
| OPPONENTS..... | 288 | 3620 | 12.6 | 47 | 24 |

| INTERCEPTIONS | NO | YDS | AVG | LG | TD |
|-----------------------|----|-----|------|----|----|
| Darryl Williams..... | 4 | 65 | 16.3 | 30 | 0 |
| James Francis..... | 3 | 108 | 36.0 | 66 | 1 |
| David Fulcher..... | 3 | 0 | 0.0 | 0 | 0 |
| Rod Jones..... | 2 | 14 | 7.0 | 14 | 0 |
| Leonard Wheeler..... | 1 | 12 | 12.0 | 12 | 0 |
| Barney Bussey..... | 1 | 3 | 3.0 | 3 | 0 |
| Alonzo Miltz..... | 1 | 3 | 3.0 | 3 | 0 |
| Ricardo McDonald..... | 1 | 0 | 0.0 | 0 | 0 |
| BENGALS..... | 16 | 205 | 12.8 | 66 | 1 |
| OPPONENTS..... | 17 | 127 | 7.5 | 36 | 1 |

| PUNTING | NO | YDS | AVG | NET | TB | IN-20 | LG | BLK. |
|------------------|----|------|------|------|----|-------|----|------|
| Lee Johnson..... | 76 | 3196 | 42.1 | 35.9 | 9 | 15 | 64 | 0 |
| BEINGAL S..... | 76 | 3196 | 42.1 | 35.9 | 9 | 15 | 64 | 0 |

| | | | | | | | | |
|----------------|----|------|------|------|----|----|----|---|
| OPPONENTS..... | 57 | 2384 | 41.8 | 35.1 | 5 | 16 | 70 | 1 |
| PUNT RETURNS | NO | FC | YDS | AVG | LG | TD | | |

| | | | | | | |
|----------------------|----|----|-----|------|-----|---|
| Carl Pickens | 18 | 9 | 229 | 12.7 | 95t | 1 |
| Mitchell Price | 6 | 2 | 56 | 9.3 | 25 | 0 |
| BENGALS | 24 | 11 | 285 | 11.9 | 95t | 1 |
| OPPONENTS | 32 | 14 | 284 | 8.9 | 58t | 1 |

| KICKOFF RETURNS | NO | YDS | AVG | LG | TD |
|-------------------|----|-----|------|----|----|
| Milt Stegall..... | 25 | 430 | 17.2 | 39 | 0 |
| Eric Ball..... | 20 | 411 | 20.6 | 48 | 0 |

| | | | | | |
|---------------------|---|-----|------|----|---|
| Ostell Miles..... | 8 | 128 | 16.0 | 27 | 0 |
| Derrick Fenner..... | 2 | 38 | 19.0 | 19 | 0 |
| Mitchell Price..... | 2 | 20 | 10.0 | 13 | 0 |
| Barney Buscov..... | 1 | 18 | 18.0 | 18 | 0 |

| | | | | | |
|-----------------|----|------|------|------|---|
| Jeff Query..... | 1 | 13 | 13.0 | 13 | 0 |
| BENGALS..... | 59 | 1058 | 17.9 | 48 | 0 |
| OPPONENTS..... | 46 | 1079 | 23.5 | 100t | 2 |

| FIELD GOALS | 1-19 | 20-29 | 30-39 | 40-49 | 50+ |
|------------------|------|-------|-------|-------|-----|
| Jim Breech..... | 0-0 | 8-8 | 7-7 | 4-11 | 0-1 |
| Lee Johnson..... | 0-0 | 0-0 | 0-0 | 0-0 | 0-1 |

BENGALS0-0 8-8 7-7 4-11 0-2
OPPONENTS0-0 9-11 6-8 3-8 0-3

Jim Breech: (47N, 48 N), (34G), (20G, 34G, 41G), (—), (29G, 43N) (47N) (24G) (26G 21G 32G) (36G) (44N) (40G 20G 50N)

Lee Johnson: (—), (59B), (—), (—), (—), (—), (—), (—), (—), (—), (—), (—), (—), (—), (—), (—).

Opponents: (40G), (52N, 27B, 59N), (32N, 37G, 47N), (—), (39G), (21G, 45N, 27G), (27G, 47N), (39G), (47N, 52N), (27N, 42G, 36N), (35G, 27G, 20G, 29G), (49N), (34G, 30G, 27G), (21G, 48G), (27G), (—).

| <u>USUAL STARTERS</u> | | | |
|-----------------------|----------------|----------------|------------------|
| <u>OFFENSE</u> | | <u>DEFENSE</u> | |
| WR | Tim McGee | LDE | Lamar Rogers |
| LOT | Anthony Munoz, | NT | Tim Krumrie |
| | Kevin Sargent | RDE | Alonzo Mitz |
| LG | Bruce Kozerski | LOLB | James Francis |
| C | Mike Arthur | LILB | Ricardo McDonald |
| RG | Jon Melander | RILB | Gary Reasons |
| ROT | Joe Walter | ROLB | Daniel Stubbs |
| TE | Rodney Holman | LCB | Rod Jones |
| WR | Carl Pickens | RCB | Eric Thomas |
| QB | Boomer Esiason | SS | David Fulcher |
| HB | Harold Green | FS | Darryl Williams |
| FB | Eric Ball | | |

| DEFENSE** | ST | AT | TT | SKS-YDS | INT-YDS | PD | FF | FR-YDS |
|-----------------------|----|----|----|---------|---------|----|----|--------|
| Tim Krumrie..... | 71 | 26 | 97 | 4-21 | 0-0 | 2 | 2 | 1-0 |
| Ricardo McDonald..... | 71 | 23 | 94 | 0-0 | 1-0 | 4 | 0 | 1-4 |
| Darryl Williams..... | 70 | 8 | 78 | 2-16 | 4-65 | 13 | 2 | 1-0 |
| David Fulcher..... | 56 | 16 | 72 | 1-10 | 3-0 | 9 | 0 | 0-0 |
| Rod Jones..... | 54 | 9 | 63 | 0-0 | 2-14 | 17 | 0 | 1-0 |
| Alfred Williams..... | 39 | 5 | 44 | 10-70 | 0-0 | 4 | 3 | 0-0 |
| Lamar Rogers..... | 33 | 10 | 43 | 4-28.5 | 0-0 | 2 | 0 | 0-0 |
| Eric Thomas..... | 40 | 2 | 42 | 0-0 | 0-0 | 11 | 1 | 0-0 |
| Rickey Dixon..... | 37 | 5 | 42 | 0-0 | 0-0 | 6 | 0 | 0-0 |
| James Francis..... | 33 | 6 | 39 | 6-28 | 3-108 | 11 | 3 | 2-3 |
| Gary Reasons..... | 32 | 6 | 38 | 0-0 | 0-0 | 1 | 1 | 1-0 |
| Alonzo Mitz..... | 19 | 16 | 35 | 3-23.5 | 1-3 | 1 | 1 | 2-0 |
| Barney Bussey..... | 24 | 8 | 32 | 0-0 | 1-3 | 4 | 0 | 0-0 |
| Daniel Stubbs..... | 24 | 8 | 32 | 9-64 | 0-0 | 0 | 1 | 1-0 |
| Kevin Walker..... | 16 | 12 | 28 | 0-0 | 0-0 | 0 | 0 | 0-0 |
| Fernandus Vinson..... | 18 | 4 | 22 | 1-15 | 0-0 | 0 | 2 | 1-22 |
| Leonard Wheeler..... | 17 | 4 | 21 | 0-0 | 1-12 | 3 | 0 | 0-0 |
| Mike Frier..... | 13 | 2 | 15 | 0-0 | 0-0 | 0 | 0 | 0-0 |
| Antoine Bennett..... | 14 | 0 | 14 | 0-0 | 0-0 | 3 | 0 | 0-0 |
| Alex Gordon..... | 13 | 1 | 14 | 1-7 | 0-0 | 1 | 1 | 1-0 |
| Eric Shaw..... | 12 | 2 | 14 | 0-0 | 0-0 | 1 | 0 | 0-0 |
| Elston Riddle..... | 7 | 0 | 7 | 3-9 | 0-0 | 0 | 0 | 0-0 |
| Randy Kirk..... | 6 | 1 | 7 | 0-0 | 0-0 | 1 | 0 | 1-7 |
| Ray Bentley..... | 4 | 1 | 5 | 0-0 | 0-0 | 0 | 0 | 1-7.5 |
| Mitchell Price..... | 4 | 0 | 4 | 0-0 | 0-0 | 0 | 0 | 0-0 |
| Roosevelt Nix..... | 1 | 0 | 1 | 1-2 | 0-0 | 0 | 0 | 0-0 |

| SPECIAL TEAMS** | ST | AT | TT | FF | FR-YDS | BP | BFG | BXP |
|-----------------------|----|----|----|----|--------|----|-----|-----|
| Randy Kirk..... | 12 | 1 | 13 | 1 | 0-0 | 0 | 0 | 0 |
| Eric Shaw..... | 5 | 2 | 7 | 0 | 0-0 | 0 | 0 | 0 |
| Craig Thompson..... | 5 | 2 | 7 | 0 | 0-0 | 0 | 0 | 0 |
| Milt Stegall..... | 5 | 1 | 6 | 0 | 0-0 | 0 | 0 | 0 |
| Rickey Dixon..... | 4 | 2 | 6 | 0 | 0-0 | 0 | 0 | 0 |
| Leonard Wheeler..... | 4 | 2 | 6 | 0 | 0-0 | 0 | 0 | 0 |
| Antoine Bennett..... | 5 | 0 | 5 | 0 | 1-0 | 0 | 0 | 0 |
| Darryl Williams..... | 3 | 2 | 5 | 0 | 0-0 | 0 | 0 | 0 |
| Fernandus Vinson..... | 3 | 1 | 4 | 0 | 0-0 | 0 | 0 | 0 |
| Eric Ball..... | 3 | 0 | 3 | 0 | 2-0 | 1 | 0 | 0 |
| Ricardo McDonald..... | 3 | 0 | 3 | 0 | 0-0 | 0 | 0 | 0 |
| Alex Gordon..... | 2 | 1 | 3 | 0 | 0-0 | 0 | 0 | 0 |
| Ostell Miles..... | 2 | 0 | 2 | 0 | 0-0 | 0 | 0 | 0 |
| James Francis..... | 1 | 0 | 1 | 0 | 0-0 | 0 | 0 | 0 |
| David Fulcher..... | 1 | 0 | 1 | 0 | 0-0 | 0 | 0 | 0 |
| Lee Johnson..... | 1 | 0 | 1 | 0 | 0-0 | 0 | 0 | 0 |
| Alonzo Mitz..... | 1 | 0 | 1 | 0 | 0-0 | 0 | 0 | 0 |
| Roosevelt Nix..... | 1 | 0 | 1 | 0 | 0-0 | 0 | 0 | 0 |
| Gary Reasons..... | 1 | 0 | 1 | 0 | 0-0 | 0 | 0 | 0 |
| Frank Robinson..... | 1 | 0 | 1 | 0 | 0-0 | 0 | 0 | 0 |
| Jeff Thomason..... | 1 | 0 | 1 | 0 | 0-0 | 0 | 0 | 0 |
| Kevin Walker..... | 1 | 0 | 1 | 0 | 0-0 | 0 | 0 | 0 |
| Eric Thomas..... | 0 | 0 | 0 | 0 | 0-0 | 0 | 1 | 0 |

| MISCELLANEOUS DEFENSE** | ST | AT | TT | FF | FR-YDS |
|-------------------------|----|----|----|----|--------|
| Harold Green..... | 3 | 0 | 3 | 0 | 0-0 |
| Carl Pickens..... | 3 | 0 | 3 | 0 | 0-0 |
| Rodney Holman..... | 2 | 0 | 2 | 0 | 0-0 |
| Boomer Esiason..... | 1 | 0 | 1 | 0 | 0-0 |
| Bruce Kozerski..... | 1 | 0 | 1 | 0 | 0-0 |
| Tim McGee..... | 1 | 0 | 1 | 0 | 0-0 |
| Jeff Query..... | 1 | 0 | 1 | 0 | 0-0 |

* NOTE: The two-point conversion was not instituted in the NFL until 1994.

**** NOTE:** All defensive statistics above are press box statistics produced at the games.

1993 STATISTICS

RECORD: 3-13-0

HEAD COACH: DAVE SHULA

| DATE | W-L | SCORE | OPPONENT | ATTENDANCE |
|----------|-----|-------|------------------|------------|
| 9-5-93 | L | 14-27 | at Cleveland | 75,508 |
| 9-12-93 | L | 6-9 | INDIANAPOLIS | 50,299 |
| 9-19-93 | L | 7-34 | at Pittsburgh | 53,682 |
| 9-26-93 | L | 10-19 | SEATTLE | 46,880 |
| 10-3-93 | | | — BYE — | |
| 10-10-93 | L | 15-17 | at Kansas City | 75,394 |
| 10-17-93 | L | 17-28 | CLEVELAND | 55,647 |
| 10-24-93 | L | 12-28 | at Houston | 50,039 |
| 10-31-93 | | | — BYE — | |
| 11-7-93 | L | 16-24 | PITTSBURGH | 51,202 |
| 11-14-93 | L | 3-38 | HOUSTON | 42,347 |
| 11-21-93 | L | 12-17 | at N.Y. Jets | 64,264 |
| 11-28-93 | W | 16-10 | L.A. RAIDERS | 43,272 |
| 12-5-93 | L | 8-21 | at San Francisco | 60,039 |
| 12-12-93 | L | 2-7 | at New England | 29,794 |
| 12-19-93 | W | 15-3 | L.A. RAMS | 36,612 |
| 12-26-93 | W | 21-17 | ATLANTA | 27,014 |
| 1-2-94 | L | 13-20 | at New Orleans | 58,036 |

| TEAM STATISTICS | BENGALS | OPPONENTS |
|-------------------------|---------|-----------|
| TOTAL FIRST DOWNS..... | 239 | 306 |
| Rushing..... | 89 | 134 |
| Passing..... | 133 | 159 |
| Penalty..... | 17 | 13 |
| 3rd Down: Made-Att..... | 80-232 | 85-212 |
| 3rd Down Pct..... | 34.5 | 40.1 |
| 4th Down: Made-Att..... | 10-26 | 7-11 |
| 4th Down Pct..... | 38.5 | 63.6 |
| POSSESSION AVG..... | 28:58 | 31:02 |
| TOTAL NET YARDS..... | 4052 | 5018 |
| Avg. Per Game..... | 253.3 | 313.6 |
| Total Plays..... | 986 | 1000 |
| Avg. Per Play..... | 4.1 | 5.0 |
| NET YARDS RUSHING..... | 1511 | 2220 |
| Avg. Per Game..... | 94.4 | 138.8 |
| Total Rushes..... | 423 | 521 |
| NET YARDS PASSING..... | 2541 | 2798 |
| Avg. Per Game..... | 158.8 | 174.9 |
| Sacked-Yards Lost..... | 53-289 | 22-154 |
| Gross Yards..... | 2830 | 2952 |
| Att.-Completions..... | 510-272 | 457-251 |
| Completion Pct..... | 53.3 | 54.9 |
| Had Intercepted..... | 11 | 12 |
| PUNTS-AVG..... | 90-43.9 | 74-42.2 |
| Net Punting Avg..... | 36.6 | 36.2 |
| PENALTIES-YARDS..... | 105-773 | 73-567 |
| FUMBLES-BALLS LOST..... | 24-9 | 22-14 |
| TOUCHDOWNS..... | 16 | 37 |
| Rushing..... | 3 | 15 |
| Passing..... | 11 | 20 |
| Returns..... | 2 | 2 |

| SCORE BY PERIODS | 1 | 2 | 3 | 4 | OT | PTS |
|------------------|----|-----|----|----|----|-----|
| BENGALS..... | 41 | 74 | 18 | 54 | 0 | 187 |
| OPPONENTS..... | 42 | 119 | 63 | 95 | 0 | 319 |

| SCORING | TD | TD-R | TD-P | TD-RT | PAT | FG | S | PTS |
|-----------------------|----|------|------|-------|-------|-------|---|-----|
| Doug Pelfrey..... | 0 | 0 | 0 | 0 | 13-16 | 24-31 | 0 | 85 |
| Carl Pickens..... | 6 | 0 | 6 | 0 | — | — | 0 | 36 |
| Jeff Query..... | 4 | 0 | 4 | 0 | — | — | 0 | 24 |
| Eric Ball..... | 1 | 1 | 0 | 0 | — | — | 0 | 6 |
| Mike Brim..... | 1 | 0 | 0 | 1 | — | — | 0 | 6 |
| Derrick Fenner..... | 1 | 1 | 0 | 0 | — | — | 0 | 6 |
| Ostell Miles..... | 1 | 1 | 0 | 0 | — | — | 0 | 6 |
| Craig Thompson..... | 1 | 0 | 1 | 0 | — | — | 0 | 6 |
| Darryll Williams..... | 1 | 0 | 0 | 1 | — | — | 0 | 6 |
| Alfred Williams..... | 0 | 0 | 0 | 0 | — | — | 1 | 2 |
| (team)..... | — | — | — | — | — | — | 2 | 4 |
| BENGALS..... | 16 | 3 | 11 | 2 | 13-16 | 24-31 | 3 | 187 |
| OPPONENTS..... | 37 | 15 | 20 | 2 | 37-37 | 20-28 | 0 | 319 |

Two-point conversions: (NA*).

| RUSHING | ATT | YDS | AVG | LG | TD |
|-----------------------|-----|------|-----|-----|----|
| Harold Green..... | 215 | 589 | 2.7 | 25 | 0 |
| Derrick Fenner..... | 121 | 482 | 4.0 | 26 | 1 |
| David Klingler..... | 41 | 282 | 6.9 | 29 | 0 |
| Ostell Miles..... | 22 | 56 | 2.5 | 15 | 1 |
| Jay Schroeder..... | 10 | 41 | 4.1 | 20 | 0 |
| Eric Ball..... | 8 | 37 | 4.6 | 18 | 1 |
| Jeff Query..... | 2 | 13 | 6.5 | 8 | 0 |
| Patrick Robinson..... | 1 | 6 | 6.0 | 6 | 0 |
| Ryan Benjamin..... | 3 | 5 | 1.7 | 2 | 0 |
| BENGALS..... | 423 | 1511 | 3.6 | 29 | 3 |
| OPPONENTS..... | 521 | 2220 | 4.3 | 38t | 15 |

| RECEIVING | REC | YDS | AVG | LG | TD |
|-----------------------|-----|------|------|-----|----|
| Jeff Query..... | 56 | 654 | 11.7 | 51 | 4 |
| Derrick Fenner..... | 48 | 427 | 8.9 | 40 | 0 |
| Tony McGee..... | 44 | 525 | 11.9 | 37 | 0 |
| Carl Pickens..... | 43 | 565 | 13.1 | 36 | 6 |
| Harold Green..... | 22 | 115 | 5.2 | 16 | 0 |
| Craig Thompson..... | 17 | 87 | 5.1 | 10 | 1 |
| Reggie Rember..... | 8 | 101 | 12.6 | 21 | 0 |
| Patrick Robinson..... | 8 | 72 | 9.0 | 14 | 0 |
| Ostell Miles..... | 6 | 89 | 14.8 | 27 | 0 |
| Wesley Carroll..... | 6 | 81 | 13.5 | 28 | 0 |
| David Frisch..... | 6 | 43 | 7.2 | 12 | 0 |
| Eric Ball..... | 4 | 39 | 9.8 | 24 | 0 |
| Jeff Thomason..... | 2 | 8 | 4.0 | 5 | 0 |
| Ryan Benjamin..... | 1 | 16 | 16.0 | 16 | 0 |
| Milt Stegall..... | 1 | 8 | 8.0 | 8 | 0 |
| BENGALS..... | 272 | 2830 | 10.4 | 51 | 11 |
| OPPONENTS..... | 251 | 2952 | 11.8 | 71t | 20 |

| INTERCEPTIONS | NO | YDS | AVG | LG | TD |
|-----------------------|----|-----|------|-----|----|
| Mike Brim..... | 3 | 74 | 24.7 | 30 | 1 |
| Darryll Williams..... | 2 | 126 | 63.0 | 97t | 1 |
| Sheldon White..... | 2 | 19 | 9.5 | 14 | 0 |
| James Francis..... | 2 | 12 | 6.0 | 12 | 0 |
| Alan Grant..... | 1 | 17 | 17.0 | 17 | 0 |
| Rod Jones..... | 1 | 0 | 0.0 | 0 | 0 |
| Steve Tovar..... | 1 | 0 | 0.0 | 0 | 0 |
| Leonard Wheeler..... | 0 | ^24 | — | 24 | 0 |
| BENGALS..... | 12 | 272 | 22.7 | 97t | 2 |
| OPPONENTS..... | 11 | 49 | 4.5 | 30 | 0 |

*Lateral.

| PUNTING | NO | YDS | AVG | NET | TB | IN-20 | LG | BLK |
|------------------|----|------|------|------|----|-------|----|-----|
| Lee Johnson..... | 90 | 3954 | 43.9 | 36.6 | 12 | 24 | 60 | 0 |
| BENGALS..... | 90 | 3954 | 43.9 | 36.6 | 12 | 24 | 60 | 0 |
| OPPONENTS..... | 74 | 3123 | 42.2 | 36.2 | 6 | 20 | 72 | 1 |

| PUNT RETURNS | NO | FC | YDS | AVG | LG | TD |
|-----------------------|----|----|-----|-----|----|----|
| Patrick Robinson..... | 43 | 6 | 305 | 7.1 | 36 | 0 |
| Carl Pickens..... | 4 | 2 | 16 | 4.0 | 9 | 0 |
| Marcello Simmons..... | 1 | 0 | 0 | 0.0 | 0 | 0 |
| BENGALS..... | 48 | 8 | 321 | 6.7 | 36 | 0 |
| OPPONENTS..... | 47 | 13 | 416 | 8.9 | 39 | 0 |

| KICKOFF RETURNS | NO | YDS | AVG | LG | TD |
|-----------------------|----|------|------|----|----|
| Patrick Robinson..... | 30 | 567 | 18.9 | 42 | 0 |
| Eric Ball..... | 23 | 501 | 21.8 | 45 | 0 |
| Ryan Benjamin..... | 4 | 78 | 19.5 | 24 | 0 |
| Ostell Miles..... | 4 | 65 | 16.3 | 24 | 0 |
| Eric Shaw..... | 0f | 0 | — | — | 0 |
| BENGALS..... | 61 | 1211 | 19.9 | 45 | 0 |
| OPPONENTS..... | 38 | 831 | 21.9 | 66 | 0 |

| FIELD GOALS | 1-19 | 20-29 | 30-39 | 40-49 | 50+ |
|-------------------|------|-------|-------|-------|-----|
| Doug Pelfrey..... | 0-0 | 8-8 | 6-10 | 8-10 | 2-3 |
| BENGALS..... | 0-0 | 8-8 | 6-10 | 8-10 | 2-3 |
| OPPONENTS..... | 0-0 | 3-5 | 11-13 | 5-8 | 1-2 |

Opponents: (28G, 34G), (53G, 31G, 39N, 42G), (33G, 34G), (32G, 35G, 23G, 35G), (37G), (—), (—), (23G), (39G), (42G), (41N, 44N, 31N, 48N, 34G), (—), (27N), (26N, 32G), (49G), (54N, 43G, 49G).

| PASSING | ATT | CMP | YDS | CMP% | YDS/ATT | TD | TD% | INT | INT% | LG | SKD-YDS | RAT |
|---------------------|-----|-----|------|------|---------|----|-----|-----|------|-----|---------|-------|
| David Klingler..... | 343 | 190 | 1935 | 55.4 | 5.64 | 6 | 1.7 | 9 | 2.6 | 51 | 40-202 | 66.6 |
| Jay Schroeder..... | 159 | 78 | 832 | 49.1 | 5.23 | 5 | 3.1 | 2 | 1.3 | 37 | 13-87 | 70.0 |
| Erik Wilhelm..... | 6 | 4 | 63 | 66.7 | 10.50 | 0 | 0.0 | 0 | 0.0 | 27 | 0-0 | 101.4 |
| Lee Johnson..... | 1 | 0 | 0 | 0.0 | 0.00 | 0 | 0.0 | 0 | 0.0 | — | 0-0 | 39.6 |
| Carl Pickens..... | 1 | 0 | 0 | 0.0 | 0.00 | 0 | 0.0 | 0 | 0.0 | — | 0-0 | 39.6 |
| BENGALS..... | 510 | 272 | 2830 | 53.3 | 5.55 | 11 | 2.2 | 11 | 2.2 | 51 | 53-289 | 67.9 |
| OPPONENTS..... | 457 | 251 | 2952 | 54.9 | 6.46 | 20 | 4.4 | 12 | 2.6 | 71t | 22-154 | 78.4 |

USUAL STARTERS

| OFFENSE | DEFENSE |
|-------------------|-----------------------|
| WR Jeff Query | LDE John Copeland |
| LOT Tom Scott | NT Tim Krumie |
| LG Ken Moyer | RDE George Hinkle |
| C Bruce Kozerski | LOLB James Francis |
| RG Tom Rayam | LILB Eric Shaw |
| ROT Joe Waller | Steve Tovar |
| TE Tony McGee | RILB Ricardo McDonald |
| WR Carl Pickens | ROLB Alfred Williams |
| QB David Klingler | LCB Mike Brim |
| HB Harold Green | RCB Rod Jones |
| FB Derrick Fenner | SS Lance Gunn |
| | FS Darryl Williams |

| DEFENSE** | ST | AT | TT | SKS-YDS | INT-YDS | PD | FF | YD | FR-YDS |
|------------------------|----|----|-----|---------|---------|----|----|-----|--------|
| Darryll Williams..... | 95 | 28 | 123 | 2-25 | 2-126 | 12 | 1 | 1-0 | 1-0 |
| Ricardo McDonald..... | 87 | 15 | 102 | 1-5 | 0-0 | 2 | 1 | 0-0 | 0-0 |
| Steve Tovar..... | 72 | 13 | 85 | 0-0 | 1-0 | 5 | 0 | 1-0 | 1-0 |
| Tim Krumie..... | 58 | 20 | 78 | 3-23 | 0-0 | 2 | 1 | 0-0 | 0-0 |
| Rod Jones..... | 46 | 7 | 53 | 0-0 | 1-0 | 10 | 1 | 1-0 | 1-0 |
| Mike Brim..... | 41 | 8 | 49 | 0-0 | 3-74 | 8 | 1 | 1-0 | 1-0 |
| Eric Shaw..... | 38 | 11 | 49 | 0-0 | 0-0 | 1 | 0 | 1-0 | 1-0 |
| John Copeland..... | 43 | 5 | 48 | 3-18 | 0-0 | 0 | 2 | 0-0 | 0-0 |
| James Francis..... | 35 | 6 | 41 | 2-16 | 2-12 | 7 | 0 | 1-0 | 1-0 |
| Fernandus Vinson..... | 27 | 5 | 32 | 0-0 | 0-0 | 2 | 1 | 3-0 | 3-0 |
| Leonard Wheeler..... | 22 | 7 | 29 | 0-0 | 0-24 | 1 | 0 | 0-0 | 0-0 |
| Alfred Williams..... | 22 | 7 | 29 | 4-28 | 0-0 | 3 | 1 | 0-0 | 0-0 |
| Lance Gunn..... | 25 | 3 | 28 | 0-0 | 0-0 | 5 | 0 | 1-0 | 1-0 |
| Alex Gordon..... | 23 | 3 | 26 | 0-0 | 0-0 | 2 | 0 | 0-0 | 0-0 |
| Daniel Stubbs..... | 20 | 4 | 24 | 5-31 | 0-0 | 0 | 0 | 1-0 | 1-0 |
| Mike Frier..... | 17 | 4 | 21 | 1-0 | 0-0 | 1 | 0 | 0-0 | 0-0 |
| George Hinkle..... | 10 | 6 | 16 | 1-8 | 0-0 | 1 | 0 | 0-0 | 0-0 |
| Alan Grant..... | 11 | 0 | 11 | 0-0 | 1-17 | 1 | 0 | 0-0 | 0-0 |
| Marcello Simmons..... | 9 | 0 | 9 | 0-0 | 0-0 | 5 | 0 | 0-0 | 0-0 |
| Ty Parten..... | 5 | 3 | 8 | 0-0 | 0-0 | 2 | 0 | 0-0 | 0-0 |
| Sheldon White..... | 5 | 3 | 8 | 0-0 | 2-19 | 2 | 0 | 1-0 | 1-0 |
| Roosevelt Nix..... | 5 | 0 | 5 | 0-0 | 0-0 | 1 | 0 | 0-0 | 0-0 |
| R.J. Kors..... | 2 | 2 | 2 | 0-0 | 0-0 | 0 | 0 | 0-0 | 0-0 |
| Ron Carpenter..... | 1 | 0 | 1 | 0-0 | 0-0 | 0 | 0 | 0-0 | 0-0 |
| Karmeeleah McGill..... | 1 | 0 | 1 | 0-0 | 0-0 | 0 | 0 | 0-0 | 0-0 |

| SPECIAL TEAMS** | ST | AT | TT | FF | FR-YDS | BP | BFG | BXP |
|------------------------|----|----|----|----|--------|----|-----|-----|
| Steve Tovar..... | 11 | 1 | 12 | 0 | 0-0 | 0 | 0 | 0 |
| Randy Kirk..... | 5 | 4 | 9 | 0 | 0-0 | 0 | 0 | 0 |
| Eric Ball..... | 7 | 1 | 8 | 0 | 0-0 | 0 | 0 | 0 |
| Leonard Wheeler..... | 6 | 1 | 7 | 1 | 1-0 | 0 | 0 | 0 |
| R.J. Kors..... | 5 | 1 | 6 | 0 | 0-0 | 0 | 0 | 0 |
| Fernandus Vinson..... | 5 | 1 | 6 | 1 | 0-0 | 1 | 0 | 0 |
| Ricardo McDonald..... | 5 | 0 | 5 | 0 | 0-0 | 0 | 0 | 0 |
| Milt Stegall..... | 4 | 1 | 5 | 0 | 0-0 | 0 | 0 | 0 |
| Brad Smith..... | 4 | 0 | 4 | 0 | 0-0 | 0 | 0 | 0 |
| Ron Carpenter..... | 3 | 1 | 4 | 0 | 0-0 | 0 | 0 | 0 |
| Alex Gordon..... | 3 | 1 | 4 | 0 | 0-0 | 0 | 0 | 0 |
| James Francis..... | 3 | 0 | 3 | 0 | 0-0 | 0 | 0 | 0 |
| Marcello Simmons..... | 3 | 0 | 3 | 0 | 0-0 | 0 | 0 | 0 |
| Ostell Miles..... | 2 | 1 | 3 | 0 | 0-0 | 0 | 0 | 0 |
| Eric Shaw..... | 2 | 1 | 3 | 0 | 0-0 | 0 | 0 | 0 |
| Alan Grant..... | 2 | 0 | 2 | 0 | 0-0 | 0 | 0 | 0 |
| Lee Johnson..... | 2 | 0 | 2 | 1 | 0-0 | 0 | 0 | 0 |
| Tony McGee..... | 2 | 0 | 2 | 0 | 0-0 | 0 | 0 | 0 |
| Karmeeleah McGill..... | 2 | 0 | 2 | 0 | 0-0 | 0 | 0 | 0 |
| Sheldon White..... | 2 | 0 | 2 | 0 | 0-0 | 0 | 0 | 0 |
| Darryll Williams..... | 0 | 2 | 2 | 0 | 1-0 | 0 | 0 | 0 |
| Wesley Carroll..... | 1 | 0 | 1 | 0 | 0-0 | 0 | 0 | 0 |
| Carl Pickens..... | 1 | 0 | 1 | 0 | 0-0 | 0 | 0 | 0 |
| Reggie Rember..... | 1 | 0 | 1 | 0 | 0-0 | 0 | 0 | 0 |
| Rod Jones..... | 0 | 1 | 1 | 0 | 0-0 | 0 | 0 | 0 |
| Craig Thompson..... | 0 | 1 | 1 | 0 | 0-0 | 0 | 0 | 0 |

1994 STATISTICS

RECORD: 3-13-0

HEAD COACH: DAVE SHULA

| DATE | W-L | SCORE | OPPONENT | ATTENDANCE |
|----------|-----|------------|----------------|------------|
| 9-4-94 | L | 20-28 | CLEVELAND | 52,778 |
| 9-11-94 | L | 10-27 | at San Diego | 53,217 |
| 9-18-94 | L | 28-31 | NEW ENGLAND | 46,640 |
| 9-25-94 | L | 13-20 | at Houston | 44,253 |
| 10-2-94 | L | 7-23 | MIAMI | 55,056 |
| 10-9-94 | | | — BYE — | |
| 10-16-94 | L | 10-14 | at Pittsburgh | 55,353 |
| 10-23-94 | L | 13-37 | at Cleveland | 77,588 |
| 10-30-94 | L | 20-23 | DALLAS | 57,096 |
| 11-6-94 | W | 20-17 (OT) | at Seattle | 46,630 |
| 11-13-94 | W | 34-31 | HOUSTON | 54,908 |
| 11-20-94 | L | 13-17 | INDIANAPOLIS | 55,566 |
| 11-27-94 | L | 13-15 | at Denver | 69,714 |
| 12-4-94 | L | 15-38 | PITTSBURGH | 53,401 |
| 12-11-94 | L | 20-27 | at N.Y. Giants | 67,530 |
| 12-18-94 | L | 7-28 | at Arizona | 50,110 |
| 12-24-94 | W | 33-30 | PHILADELPHIA | 39,923 |

| TEAM STATISTICS | BENGALS | OPPONENTS |
|--------------------|---------|-----------|
| TOTAL FIRST DOWNS | 267 | 310 |
| Rushing | 84 | 126 |
| Passing | 158 | 168 |
| Penalty | 25 | 16 |
| 3rd Down: Made-Att | 66-213 | 92-231 |
| 3rd Down Pct. | 31.0 | 39.8 |
| 4th Down: Made-Att | 12-22 | 4-8 |
| 4th Down Pct. | 54.5 | 50.0 |
| POSSESSION AVG. | 27:11 | 32:49 |
| TOTAL NET YARDS | 4792 | 5154 |
| Avg. Per Game | 299.5 | 322.1 |
| Total Plays | 990 | 1053 |
| Avg. Per Play | 4.8 | 4.9 |
| NET YARDS RUSHING | 1556 | 1906 |
| Avg. Per Game | 97.3 | 119.1 |
| Total Rushes | 404 | 517 |
| NET YARDS PASSING | 3236 | 3248 |
| Avg. Per Game | 202.3 | 203.0 |
| Sacked-Yards Lost | 44-305 | 31-210 |
| Gross Yards | 3541 | 3458 |
| Att.-Completions | 542-289 | 505-294 |
| Completion Pct. | 53.3 | 58.2 |
| Had Intercepted | 19 | 10 |
| PUNTS-AVG. | 80-43.3 | 87-40.6 |
| Net Punting Avg. | 35.3 | 34.4 |
| PENALTIES-YARDS | 90-618 | 99-861 |
| FUMBLES-BALLS LOST | 31-22 | 26-8 |
| TOUCHDOWNS | 27 | 45 |
| Rushing | 5 | 16 |
| Passing | 21 | 22 |
| Returns | 1 | 7 |

| SCORE BY PERIODS | 1 | 2 | 3 | 4 | OT | PTS |
|------------------|----|-----|----|----|----|-----|
| BENGALS | 58 | 66 | 53 | 96 | 3 | 276 |
| OPPONENTS | 85 | 149 | 79 | 93 | 0 | 406 |

| SCORING | TD | TD-R | TD-P | TD-Rt | K-PAT | FG | S | PTS |
|-----------------|----|------|------|-------|-------|-------|---|-----|
| Doug Pelfrey | 0 | 0 | 0 | 0 | 24-25 | 28-33 | 0 | 108 |
| Carl Pickens | 11 | 0 | 11 | 0 | — | — | 0 | 66 |
| Darnay Scott | 5 | 0 | 5 | 0 | — | — | 0 | 30 |
| Steve Broussard | 2 | 2 | 0 | 0 | — | — | 0 | 14 |
| Derrick Fenner | 2 | 1 | 1 | 0 | — | — | 0 | 12 |
| Harold Green | 2 | 1 | 1 | 0 | — | — | 0 | 12 |
| Jeff Blake | 1 | 1 | 0 | 0 | — | — | 0 | 8 |
| Jeff Cothran | 1 | 0 | 1 | 0 | — | — | 0 | 6 |
| Tim McGee | 1 | 0 | 1 | 0 | — | — | 0 | 6 |
| Tony McGee | 1 | 0 | 1 | 0 | — | — | 0 | 6 |
| Corey Sawyer | 1 | 0 | 0 | 1 | — | — | 0 | 6 |
| Alfred Williams | 0 | 0 | 0 | 0 | — | — | 1 | 2 |
| BENGALS | 27 | 5 | 21 | 1 | 24-25 | 28-33 | 1 | 276 |
| OPPONENTS | 45 | 16 | 22 | 7 | 41-41 | 31-35 | 0 | 406 |

Two-point conversions: Jeff Blake, Steve Broussard.
BENGALS 2-2, OPPONENTS 1-4.

| PASSING | ATT | CMP | YDS | CMP% | YDS/ATT | TD | TD% | INT | INT% | LG | SKD-YDS | RAT |
|-----------------|-----|-----|------|-------|---------|----|-------|-----|------|----|---------|-------|
| Jeff Blake | 306 | 156 | 2154 | 51.0 | 7.04 | 14 | 4.6 | 9 | 2.9 | 76 | 19-120 | 76.9 |
| David Klingler | 231 | 131 | 1327 | 56.7 | 5.74 | 6 | 2.6 | 9 | 3.9 | 56 | 24-165 | 65.7 |
| Donald Hollas | 2 | 0 | 0 | 0.0 | 0.00 | 0 | 0.0 | 1 | 50.0 | — | 1-20 | 0.0 |
| Steve Broussard | 1 | 0 | 0 | 0.0 | 0.00 | 0 | 0.0 | 0 | 0.0 | — | 0-0 | 39.6 |
| Lee Johnson | 1 | 1 | 7 | 100.0 | 7.00 | 1 | 100.0 | 0 | 0.0 | 71 | 0-0 | 135.4 |
| Darnay Scott | 1 | 1 | 53 | 100.0 | 53.00 | 0 | 0.0 | 0 | 0.0 | 53 | 0-0 | 118.8 |
| BENGALS | 542 | 289 | 3541 | 53.3 | 6.53 | 21 | 3.9 | 19 | 3.5 | 76 | 44-305 | 72.0 |
| OPPONENTS | 505 | 294 | 3458 | 58.2 | 6.85 | 22 | 4.4 | 10 | 2.0 | 81 | 31-210 | 85.4 |

| RUSHING | ATT | YDS | AVG | LG | TD |
|-----------------|-----|------|-------|-----|----|
| Derrick Fenner | 141 | 468 | 3.3 | 21 | 1 |
| Steve Broussard | 94 | 403 | 4.3 | 371 | 2 |
| Harold Green | 76 | 223 | 2.9 | 22 | 1 |
| Jeff Blake | 37 | 204 | 5.5 | 16 | 1 |
| Darnay Scott | 10 | 106 | 10.6 | 23 | 0 |
| Jeff Cothran | 26 | 85 | 3.3 | 13 | 0 |
| David Klingler | 17 | 85 | 5.0 | 15 | 0 |
| Eric Ball | 2 | 0 | 0.0 | 1 | 0 |
| Tim McGee | 1 | -18 | -18.0 | -18 | 0 |
| BENGALS | 404 | 1556 | 3.9 | 371 | 5 |
| OPPONENTS | 517 | 1906 | 3.7 | 40 | 16 |

| RECEIVING | REC | YDS | AVG | LG | TD |
|-----------------|-----|------|------|-----|----|
| Carl Pickens | 71 | 1127 | 15.9 | 701 | 11 |
| Darnay Scott | 46 | 866 | 18.8 | 76 | 5 |
| Tony McGee | 40 | 492 | 12.3 | 54 | 1 |
| Derrick Fenner | 36 | 276 | 7.7 | 29 | 1 |
| Steve Broussard | 34 | 218 | 6.4 | 25 | 0 |
| Harold Green | 27 | 267 | 9.9 | 34 | 1 |
| Tim McGee | 13 | 175 | 13.5 | 25 | 1 |
| Troy Sadowski | 11 | 54 | 4.9 | 11 | 0 |
| Jeff Query | 5 | 44 | 8.8 | 14 | 0 |
| Jeff Cothran | 4 | 24 | 6.0 | 8 | 1 |
| Eric Ball | 1 | 4 | 4.0 | 4 | 0 |
| David Klingler | 1 | -6 | -6.0 | -6 | 0 |
| BENGALS | 289 | 3541 | 12.3 | 76 | 21 |
| OPPONENTS | 294 | 3458 | 11.8 | 81 | 22 |

| INTERCEPTIONS | NO | YDS | AVG | LG | TD |
|-----------------|----|-----|------|----|----|
| Louis Oliver | 3 | 36 | 12.0 | 19 | 0 |
| Mike Brim | 2 | 72 | 36.0 | 49 | 0 |
| Darryl Williams | 2 | 45 | 22.5 | 33 | 0 |
| Corey Sawyer | 2 | 0 | 0.0 | 0 | 0 |
| Steve Tovar | 1 | 14 | 14.0 | 14 | 0 |
| BENGALS | 10 | 167 | 16.7 | 49 | 0 |
| OPPONENTS | 19 | 176 | 9.3 | 41 | 2 |

| PUNTING | NO | YDS | AVG | NET | TB | IN-20 | LG | BLK. |
|-------------|----|------|------|------|----|-------|----|------|
| Lee Johnson | 79 | 3461 | 43.8 | 35.3 | 9 | 19 | 64 | 1 |
| BENGALS | 80 | 3461 | 43.3 | 35.3 | 9 | 19 | 64 | 1 |
| OPPONENTS | 87 | 3528 | 40.6 | 34.4 | 8 | 30 | 60 | 1 |

| PUNT RETURNS | NO | FC | YDS | AVG | LG | TD |
|-----------------|----|----|-----|------|-----|----|
| Corey Sawyer | 26 | 16 | 307 | 11.8 | 821 | 1 |
| Carl Pickens | 9 | 2 | 62 | 6.9 | 16 | 0 |
| Roger Jones | 1 | 0 | 0 | 0.0 | 0 | 0 |
| Darryl Williams | 1 | 0 | 4 | 4.0 | 4 | 0 |
| BENGALS | 37 | 18 | 373 | 10.1 | 821 | 1 |
| OPPONENTS | 43 | 12 | 459 | 10.7 | 921 | 2 |

| KICKOFF RETURNS | NO | YDS | AVG | LG | TD |
|-----------------|----|------|------|-----|----|
| Eric Ball | 42 | 915 | 21.8 | 43 | 0 |
| Darnay Scott | 15 | 342 | 22.8 | 34 | 0 |
| Adrian Hardy | 8 | 185 | 23.1 | 42 | 0 |
| Steve Broussard | 7 | 115 | 16.4 | 24 | 0 |
| Harold Green | 5 | 113 | 22.6 | 31 | 0 |
| Jeff Hill | 4 | 97 | 24.3 | 40 | 0 |
| Milt Stegall | 1 | 16 | 16.0 | 16 | 0 |
| Corey Sawyer | 1 | 14 | 14.0 | 14 | 0 |
| Steve Tovar | 1 | 8 | 8.0 | 8 | 0 |
| Tony McGee | 1 | 4 | 4.0 | 4 | 0 |
| Eric Shaw | 1 | 1 | 1.0 | 1 | 0 |
| BENGALS | 86 | 1810 | 21.0 | 43 | 0 |
| OPPONENTS | 61 | 1408 | 23.1 | 941 | 2 |

| FIELD GOALS | 1-19 | 20-29 | 30-39 | 40-49 | 50+ |
|--------------|------|-------|-------|-------|-----|
| Doug Pelfrey | 1-1 | 8-8 | 8-10 | 9-10 | 2-4 |
| BENGALS | 1-1 | 8-8 | 8-10 | 9-10 | 2-4 |
| OPPONENTS | 1-1 | 10-10 | 14-15 | 5-7 | 1-2 |

Doug Pelfrey: (38G, 49G), (19G), (—), (21G, 49G), (47N), (47G), (36G, 49G, 50N), (22G, 33G), (36G, 44G, 36G, 47G, 28G, 26G), (50G, 40G), (29G, 46G, 34N), (43G, 32G, 51N), (—), (33N, 38G, 23G), (—), (28G, 36G, 22G, 54G).

Opponents: (19G, 22G), (37G, 20G), (43G, 24G, 28G, 35G), (45G, 24G), (28G, 27G, 32G), (—), (45G, 27G, 35G), (38N, 37G, 43G, 38G), (23G), (34G), (35G), (34G, 33G, 45N, 37G, 44N), (41G), (52G, 33G), (51N), (36G, 23G, 35G).

USUAL STARTERS

| OFFENSE | DEFENSE |
|--------------------|----------------------|
| WR Carl Pickens | LDE John Copeland |
| LOT Kevin Sargent | LDT Keith Rucker |
| LG Dave Cadigan | RDT Dan Wilkinson |
| C Darrick Brilz | RDE Alfred Williams |
| RG Ken Moyer | LLB James Francis |
| ROT Bruce Kozerski | MLB Steve Tovar |
| TE Tony McGee | RLB Ricardo McDonald |
| WR Darnay Scott | LCB Mike Brim |
| QB Jeff Blake | RCB Rod Jones |
| HB Harold Green | SS Louis Oliver |
| FB Derrick Fenner | FS Darryl Williams |

| DEFENSE* | ST | AT | TT | SKS-YDS | INT-YDS | PD | FF | FR-YDS |
|--------------------|----|----|-----|---------|---------|----|----|--------|
| Steve Tovar | 95 | 27 | 122 | 3-23 | 1-14 | 3 | 3 | 2-0 |
| Darryl Williams | 87 | 15 | 102 | 1-7 | 2-45 | 8 | 2 | 2-0 |
| James Francis | 88 | 13 | 101 | 4.5-35 | 0-0 | 6 | 3 | 0-0 |
| Rod Jones | 67 | 8 | 75 | 0-0 | 0-0 | 8 | 0 | 0-0 |
| Louis Oliver | 53 | 10 | 63 | 1-1 | 3-36 | 10 | 1 | 0-0 |
| Keith Rucker | 52 | 6 | 58 | 2-12 | 0-0 | 2 | 1 | 0-0 |
| Mike Brim | 44 | 4 | 48 | 0-0 | 2-72 | 15 | 0 | 1-1 |
| Alfred Williams | 40 | 8 | 48 | 9.5-62 | 0-0 | 1 | 1 | 1-0 |
| Tim Krumrie | 38 | 9 | 47 | 1-8 | 0-0 | 1 | 0 | 0-0 |
| Ricardo McDonald | 30 | 15 | 45 | 1-3 | 0-0 | 0 | 1 | 0-0 |
| Dan Wilkinson | 37 | 7 | 44 | 5.5-37 | 0-0 | 1 | 0 | 0-0 |
| John Copeland | 36 | 5 | 41 | 1-6 | 0-0 | 1 | 1 | 0-0 |
| Fernandus Vinson | 29 | 5 | 34 | 0-0 | 0-0 | 0 | 1 | 0-0 |
| Corey Sawyer | 26 | 5 | 31 | 0-0 | 2-0 | 13 | 0 | 1-0 |
| Ty Parten | 16 | 4 | 20 | 0-0 | 0-0 | 2 | 0 | 0-0 |
| Santo Stephens | 9 | 4 | 13 | 0-0 | 0-0 | 1 | 0 | 0-0 |
| Roger Jones | 5 | 2 | 7 | 1.5-16 | 0-0 | 0 | 0 | 0-0 |
| David Braxton | 3 | 2 | 5 | 0-0 | 0-0 | 0 | 0 | 0-0 |
| Brett Wallerstedt | 3 | 2 | 5 | 0-0 | 0-0 | 0 | 0 | 0-0 |
| John Johnson | 3 | 1 | 4 | 0-0 | 0-0 | 0 | 0 | 0-0 |
| Artie Smith | 2 | 0 | 2 | 0-0 | 0-0 | 0 | 0 | 0-0 |
| Kimo von Oelhoffen | 2 | 0 | 2 | 0-0 | 0-0 | 0 | 0 | 0-0 |
| Eric Shaw | 1 | 1 | 2 | 0-0 | 0-0 | 0 | 0 | 0-0 |
| Bracey Walker | 1 | 1 | 2 | 0-0 | 0-0 | 1 | 0 | 0-0 |
| Ramondo Stallings | 1 | 0 | 1 | 0-0 | 0-0 | 0 | 0 | 0-0 |

| SPECIAL TEAMS* | ST | AT | TT | FF | FR-YDS | BP | BFG | BXP |
|-------------------|----|----|----|----|--------|----|-----|-----|
| Jeff Cothran | 10 | 2 | 12 | 0 | 0-0 | 0 | 0 | 0 |
| Adrian Hardy | 10 | 2 | 12 | 0 | 1-0 | 1 | 0 | 0 |
| Eric Ball | 9 | 3 | 12 | 0 | 0-0 | 0 | 0 | 0 |
| Roger Jones | 11 | 0 | 11 | 1 | 0-0 | 0 | 0 | 0 |
| Santo Stephens | 8 | 1 | 9 | 0 | 0-0 | 0 | 0 | 0 |
| Brett Wallerstedt | 8 | 0 | 8 | 0 | 0-0 | 0 | 0 | 0 |
| Greg Truitt | 4 | 2 | 6 | 0 | 0-0 | 0 | 0 | 0 |
| David Braxton | 5 | 0 | 5 | 0 | 0-0 | 0 | 0 | 0 |
| Steve Tovar | 5 | 0 | 5 | 0 | 0-0 | 0 | 0 | 0 |
| Kevin Jefferson | 4 | 1 | 5 | 0 | 0-0 | 0 | 0 | 0 |
| Corey Sawyer | 4 | 0 | 4 | 0 | 0-0 | 0 | 0 | 0 |
| Fernandus Vinson | 4 | 0 | 4 | 0 | 0-0 | 0 | 0 | 0 |
| John Johnson | 3 | 0 | 3 | 0 | 0-0 | 0 | 0 | 0 |
| Darryl Williams | 3 | 0 | 3 | 0 | 0-0 | 0 | 0 | 0 |
| Ricardo McDonald | 1 | 2 | 3 | 0 | 0-0 | 0 | 0 | 0 |
| Lee Johnson | 2 | 0 | 2 | 0 | 0-0 | 0 | 0 | 0 |
| Forey Duckett | 1 | 0 | 1 | 0 | 0-0 | 0 | 0 | 0 |
| Ty Parten | 1 | 0 | 1 | 0 | 0-0 | 0 | 0 | 0 |
| Troy Sadowski | 1 | 0 | 1 | 0 | 0-0 | 0 | 0 | 0 |
| Bracey Walker | 1 | 0 | 1 | 0 | 0-0 | 0 | 0 | 0 |
| David Frisch | 0 | 1 | 1 | 0 | 0-0 | 0 | 0 | 0 |

| MISCELLANEOUS DEFENSE* | ST | AT | TT | FF | FR-YDS |
|------------------------|----|----|----|----|--------|
| Darrick Brilz..... | 3 | 0 | 3 | 0 | 0-0 |
| Tony McGee..... | 3 | 0 | 3 | 0 | 0-0 |
| Eric Ball..... | 1 | 0 | 1 | 0 | 0-0 |
| Steve Broussard..... | 1 | 0 | 1 | 0 | 0-0 |
| Mark Dennis..... | 1 | 0 | 1 | 0 | 0-0 |
| Derrick Fenner..... | 1 | 0 | 1 | 0 | 0-0 |
| Tim McGee..... | 1 | 0 | 1 | 0 | 0-0 |
| Carl Pickens..... | 1 | 0 | 1 | 0 | 0-0 |
| Kevin Sargent..... | 1 | 0 | 1 | 0 | 0-0 |
| Darnay Scott..... | 1 | 0 | 1 | 0 | 0-0 |

1995 STATISTICS

RECORD: 7-9-0

HEAD COACH: DAVE SHULA

| DATE | W-L | SCORE | OPPONENT | ATTENDANCE |
|----------|-----|------------|-----------------|------------|
| 9-3-95 | W | 24-21 (OT) | at Indianapolis | 42,445 |
| 9-10-95 | W | 24-17 | JACKSONVILLE | 48,318 |
| 9-17-95 | L | 21-24 | at Seattle | 39,492 |
| 9-24-95 | L | 28-38 | HOUSTON | 46,332 |
| 10-1-95 | L | 23-26 | MIAMI | 52,671 |
| 10-8-95 | L | 16-19 | at Tampa Bay | 41,732 |
| 10-15-95 | | | — BYE — | |
| 10-19-95 | W | 27-9 | at Pittsburgh | 56,684 |
| 10-29-95 | L | 26-29 (OT) | CLEVELAND | 58,639 |
| 11-5-95 | L | 17-20 | OAKLAND | 51,265 |
| 11-12-95 | W | 32-25 | at Houston | 32,998 |
| 11-19-95 | L | 31-49 | PITTSBURGH | 54,636 |
| 11-26-95 | W | 17-13 | at Jacksonville | 68,249 |
| 12-3-95 | L | 10-24 | at Green Bay | 60,318 |
| 12-10-95 | W | 16-10 | CHICAGO | 38,642 |
| 12-17-95 | L | 10-26 | at Cleveland | 55,875 |
| 12-24-95 | W | 27-24 | MINNESOTA | 34,568 |

| TEAM STATISTICS | BENGALS | OPPONENTS |
|--------------------|---------|-----------|
| TOTAL FIRST DOWNS | 288 | 355 |
| Rushing | 76 | 117 |
| Passing | 184 | 215 |
| Penalty | 28 | 23 |
| 3rd Down: Made-Att | 72-205 | 107-243 |
| 3rd Down Pct. | 35.1 | 44.0 |
| 4th Down: Made-Att | 10-19 | 8-15 |
| 4th Down Pct. | 52.6 | 53.3 |
| POSSESSION AVG. | 26:57 | 33:03 |
| TOTAL NET YARDS | 5192 | 6349 |
| Avg. Per Game | 324.5 | 396.8 |
| Total Plays | 975 | 1127 |
| Avg. Per Play | 5.3 | 5.6 |
| NET YARDS RUSHING | 1439 | 2104 |
| Avg. Per Game | 89.9 | 131.5 |
| Total Rushes | 364 | 483 |
| NET YARDS PASSING | 3753 | 4245 |
| Avg. Per Game | 234.6 | 265.3 |
| Sacked-Yards Lost | 25-162 | 42-267 |
| Gross Yards | 3915 | 4512 |
| Att.-Completions | 586-334 | 602-364 |
| Completion Pct. | 57.0 | 60.5 |
| Had Intercepted | 18 | 12 |
| PUNTS-AVG. | 70-41.6 | 64-38.4 |
| Net Punting Avg. | 38.3 | 33.3 |
| PENALTIES-YARDS | 103-835 | 116-1143 |
| FUMBLES-BALLS LOST | 23-14 | 27-12 |
| TOUCHDOWNS | 37 | 37 |
| Rushing | 7 | 10 |
| Passing | 29 | 25 |
| Returns | 1 | 2 |

| SCORE BY PERIODS | 1 | 2 | 3 | 4 | OT | PTS |
|------------------|----|-----|----|-----|----|-----|
| BENGALS | 52 | 99 | 93 | 102 | 3 | 349 |
| OPPONENTS | 70 | 131 | 56 | 114 | 3 | 374 |

| SCORING | TD | TD-R | TD-P | TD-R | K-PAT | FG | S | PTS |
|-----------------|----|------|------|------|-------|-------|---|-----|
| Doug Pelfrey | 0 | 0 | 0 | 0 | 34-34 | 29-36 | 0 | 121 |
| Carl Pickens | 17 | 0 | 17 | 0 | — | — | 0 | 102 |
| Darnay Scott | 5 | 0 | 5 | 0 | — | — | 0 | 30 |
| Tony McGee | 4 | 0 | 4 | 0 | — | — | 0 | 24 |
| Eric Bieniemy | 3 | 3 | 0 | 0 | — | — | 0 | 18 |
| Harold Green | 3 | 2 | 1 | 0 | — | — | 0 | 18 |
| Jeff Blake | 2 | 2 | 0 | 0 | — | — | 0 | 14 |
| David Dunn | 1 | 0 | 1 | 0 | — | — | 0 | 6 |
| Roger Jones | 1 | 0 | 0 | 1 | — | — | 0 | 6 |
| Melvin Tuten | 1 | 0 | 1 | 0 | — | — | 0 | 6 |
| Darryl Williams | 0 | 0 | 0 | 0 | — | — | 1 | 2 |
| (team) | — | — | — | — | — | — | 1 | 2 |
| BENGALS | 37 | 7 | 29 | 1 | 34-34 | 29-36 | 2 | 349 |
| OPPONENTS | 37 | 10 | 25 | 2 | 34-34 | 38-49 | 0 | 374 |

Two-point conversions: Jeff Blake. BENGALS 1-3, OPPONENTS 2-3.

| RUSHING | ATT | YDS | AVG | LG | TD |
|---------------|-----|------|-------|-----|----|
| Harold Green | 171 | 661 | 3.9 | 23t | 2 |
| Eric Bieniemy | 98 | 381 | 3.9 | 27 | 3 |
| Jeff Blake | 53 | 309 | 5.8 | 30 | 2 |
| Jeff Cothran | 16 | 62 | 3.9 | 15 | 0 |
| James Joseph | 16 | 40 | 2.5 | 8 | 0 |
| Darnay Scott | 5 | 11 | 2.2 | 9 | 0 |
| Carl Pickens | 1 | 6 | 6.0 | 6 | 0 |
| Jason Burns | 1 | 1 | 1.0 | 1 | 0 |
| Jeff Hill | 1 | -3 | -3.0 | -3 | 0 |
| David Dunn | 1 | -13 | -13.0 | -13 | 0 |
| Lee Johnson | 1 | -16 | -16.0 | -16 | 0 |
| BENGALS | 364 | 1439 | 4.0 | 30 | 7 |
| OPPONENTS | 483 | 2104 | 4.4 | 38 | 10 |

| RECEIVING | REC | YDS | AVG | LG | TD |
|---------------|-----|------|------|-----|----|
| Carl Pickens | 99 | 1234 | 12.5 | 68t | 17 |
| Tony McGee | 55 | 754 | 13.7 | 41 | 4 |
| Darnay Scott | 52 | 821 | 15.8 | 88t | 5 |
| Eric Bieniemy | 43 | 424 | 9.9 | 33 | 0 |
| Harold Green | 27 | 182 | 6.7 | 24 | 1 |
| James Joseph | 20 | 118 | 5.9 | 13 | 0 |
| David Dunn | 17 | 209 | 12.3 | 37 | 1 |
| Jeff Cothran | 8 | 44 | 5.5 | 15 | 0 |
| Troy Sadowski | 5 | 37 | 7.4 | 12 | 0 |
| Jeff Hill | 4 | 44 | 11.0 | 18 | 0 |
| Derek Ware | 2 | 36 | 18.0 | 21 | 0 |
| Melvin Tuten | 2 | 12 | 6.0 | 9 | 1 |
| BENGALS | 334 | 3915 | 11.7 | 88t | 29 |
| OPPONENTS | 364 | 4512 | 12.4 | 71t | 25 |

| INTERCEPTIONS | NO | YDS | AVG | LG | TD |
|-----------------|----|-----|------|-----|----|
| Bracey Walker | 4 | 56 | 14.0 | 23 | 0 |
| Corey Sawyer | 2 | 61 | 30.5 | 61 | 0 |
| Andre Collins | 2 | 3 | 1.5 | 3 | 0 |
| Rod Jones | 1 | 24 | 24.0 | 24 | 0 |
| Roger Jones | 1 | 17 | 17.0 | 17t | 1 |
| Steve Tovar | 1 | 13 | 13.0 | 13 | 0 |
| Darryl Williams | 1 | 1 | 1.0 | 1 | 0 |
| BENGALS | 12 | 175 | 14.6 | 61 | 1 |
| OPPONENTS | 18 | 307 | 17.1 | 74 | 2 |

| PUNTING | NO | YDS | AVG | NET | TB | IN-20 | LG | BLK. |
|--------------|----|------|------|------|----|-------|----|------|
| Lee Johnson | 68 | 2861 | 42.1 | 38.6 | 4 | 26 | 61 | 0 |
| Doug Pelfrey | 2 | 52 | 26.0 | 26.0 | 0 | 0 | 27 | 0 |
| BENGALS | 70 | 2913 | 41.6 | 38.3 | 4 | 26 | 61 | 0 |
| OPPONENTS | 64 | 2455 | 38.4 | 33.3 | 11 | 22 | 64 | 1 |

| PUNT RETURNS | NO | FC | YDS | AVG | LG | TD |
|---------------|----|----|-----|------|----|----|
| Corey Sawyer | 9 | 8 | 58 | 6.4 | 21 | 0 |
| Eric Bieniemy | 7 | 1 | 47 | 6.7 | 10 | 0 |
| Carl Pickens | 5 | 2 | -2 | -0.4 | 4 | 0 |
| Thomas Bailey | 0 | 1 | 0 | — | — | 0 |
| Jeff Query | 0 | 1 | 0 | — | — | 0 |
| BENGALS | 21 | 13 | 103 | 4.9 | 21 | 0 |
| OPPONENTS | 27 | 20 | 154 | 5.7 | 19 | 0 |

| KICKOFF RETURNS | NO | YDS | AVG | LG | TD |
|--------------------|----|------|------|----|----|
| David Dunn | 50 | 1092 | 21.8 | 45 | 0 |
| Jeff Hill | 17 | 454 | 26.7 | 55 | 0 |
| Eric Bieniemy | 8 | 168 | 21.0 | 34 | 0 |
| Corey Sawyer | 2 | 50 | 25.0 | 28 | 0 |
| James Joseph | 1 | 17 | 17.0 | 17 | 0 |
| Kimo von Oelhoffen | 1 | 10 | 10.0 | 10 | 0 |
| Andre Collins | 1 | -3 | -3.0 | -3 | 0 |
| BENGALS | 80 | 1788 | 22.4 | 62 | 0 |
| OPPONENTS | 65 | 1475 | 22.7 | 64 | 0 |

| FIELD GOALS | 1-19 | 20-29 | 30-39 | 40-49 | 50+ |
|--------------|------|-------|-------|-------|-----|
| Doug Pelfrey | 0-0 | 8-9 | 10-11 | 10-14 | 1-2 |
| BENGALS | 0-0 | 8-9 | 10-11 | 10-14 | 1-2 |
| OPPONENTS | 1-1 | 13-14 | 14-17 | 8-13 | 2-4 |

Doug Pelfrey: (25G, 44G, 32G, 38G, 47G), (42G, 48N), (38N, 49N), (—), (28G, 45N), (34G, 45G, 44G), (31G, 23G), (37G, 63N, 41G), (45G, 28G, 48G), (33G, 49G, 27G), (27G), (31G), (28G), (28G, 37G, 39G, 42N), (30G, 22B), (44G, 51G).

Opponents: (27G, 40G, 42N), (29G), (53N, 38G), (41G), (21G, 46G, 36G, 35G), (25G, 47N, 27G, 45N, 33G, 53G), (39N, 36N, 25G, 28G, 38G), (44G, 25G, 36G, 38G, 28G), (37G, 50N, 46G), (40G, 34G, 34G, 23G), (50G, 26G), (41N, 47B, 36G, 39G), (41G), (27G), (37G, 42G, 19G, 35G), (20G, 38N, 25N).

| PASSING | ATT | CMP | YDS | CMP% | YDS/ATT | TD | TD% | INT | INT% | LG | SKD-YDS | RAT |
|----------------|-----|-----|------|-------|---------|----|-----|-----|------|-----|---------|------|
| Jeff Blake | 567 | 326 | 3822 | 57.5 | 6.74 | 28 | 4.9 | 17 | 3.0 | 88t | 24-152 | 82.1 |
| David Klingler | 15 | 7 | 88 | 46.7 | 5.87 | 1 | 6.7 | 1 | 6.7 | 33 | 1-10 | 59.9 |
| Eric Bieniemy | 2 | 0 | 0 | 0.0 | 0.00 | 0 | 0.0 | 0 | 0.0 | — | 0-0 | 39.6 |
| Lee Johnson | 1 | 1 | 5 | 100.0 | 5.00 | 0 | 0.0 | 0 | 0.0 | 5 | 0-0 | 87.5 |
| David Dunn | 1 | 0 | 0 | 0.0 | 0.00 | 0 | 0.0 | 0 | 0.0 | — | 0-0 | 39.6 |
| BENGALS | 586 | 334 | 3915 | 57.0 | 6.68 | 29 | 4.9 | 18 | 3.1 | 88t | 25-162 | 81.1 |
| OPPONENTS | 602 | 364 | 4512 | 60.5 | 7.50 | 25 | 4.2 | 12 | 2.0 | 71t | 42-267 | 89.2 |

USUAL STARTERS

| OFFENSE | DEFENSE |
|--------------------|----------------------|
| WR Carl Pickens | LDE John Copeland |
| LOT Kevin Sargent | LDT Dan Wilkinson |
| LG Scott Brumfield | RDT Keith Rucker |
| C Darrick Briz | RDE Artie Smith |
| RG Bruce Kozerski, | LLB James Francis |
| Todd Kalis | MLB Steve Tovar |
| ROT Joe Walter | RLB Ricardo McDonald |
| TE Tony McGee | LCB Roger Jones |
| WR Darnay Scott | RCB Corey Sawyer, |
| QB Jeff Blake | Rod Jones |
| HB Harold Green | SS Bracey Walker |
| FB Jeff Cothran | FS Darryl Williams |

| DEFENSE* | ST | AT | TT | SKS-YDS | INT-YDS | PD | FF | FR-YDS |
|--------------------|----|----|----|---------|---------|----|----|--------|
| Steve Tovar | 77 | 22 | 99 | 1-1 | 1-13 | 5 | 2 | 0-0 |
| Darryl Williams | 78 | 20 | 98 | 1-9 | 1-1 | 10 | 0 | 3-0 |
| Roger Jones | 75 | 11 | 86 | 2-8 | 1-17 | 11 | 2 | 0-0 |
| Bracey Walker | 60 | 25 | 85 | 0-0 | 4-56 | 13 | 1 | 2-9 |
| James Francis | 55 | 10 | 65 | 3-27 | 0-0 | 6 | 1 | 0-0 |
| Ricardo McDonald | 47 | 17 | 64 | 5-17 | 0-0 | 1 | 1 | 1-0 |
| Andre Collins | 50 | 12 | 62 | 4-30 | 2-3 | 6 | 0 | 0-0 |
| John Copeland | 53 | 8 | 61 | 9-61 | 0-0 | 4 | 2 | 0-0 |
| Corey Sawyer | 49 | 4 | 53 | 2-22 | 2-61 | 17 | 2 | 0-0 |
| Artie Smith | 38 | 6 | 44 | 2-4 | 0-0 | 0 | 2 | 0-0 |
| Keith Rucker | 32 | 10 | 42 | 2-8 | 0-0 | 0 | 1 | 0-0 |
| Dan Wilkinson | 30 | 10 | 40 | 8-48 | 0-0 | 1 | 1 | 0-0 |
| Rod Jones | 38 | 1 | 39 | 0-0 | 1-24 | 9 | 0 | 1-0 |
| Leonard Wheeler | 21 | 7 | 28 | 0-0 | 0-0 | 5 | 0 | 0-0 |
| Brett Wallerstedt | 20 | 2 | 22 | 0-0 | 0-0 | 1 | 0 | 0-0 |
| Sam Shade | 14 | 2 | 16 | 0-0 | 0-0 | 1 | 0 | 0-0 |
| Ramondo Stallings | 14 | 2 | 16 | 1-18 | 0-0 | 0 | 1 | 1-0 |
| Chris Shelling | 15 | 0 | 15 | 0-0 | 0-0 | 1 | 0 | 0-0 |
| Kimo von Oelhoffen | 7 | 1 | 8 | 0-0 | 0-0 | 1 | 0 | 0-0 |
| Alfred Oglesby | 3 | 1 | 4 | 1-3 | 0-0 | 0 | 0 | 0-0 |
| Adrian Hardy | 3 | 0 | 3 | 0-0 | 0-0 | 0 | 0 | 0-0 |
| Todd Kelly | 3 | 0 | 3 | 1-11 | 0-0 | 1 | 0 | 1-0 |
| Ty Parten | 1 | 2 | 3 | 0-0 | 0-0 | 0 | 0 | 0-0 |
| Mike Brim | 2 | 0 | 2 | 0-0 | 0-0 | 0 | 0 | 0-0 |
| Kevin Jefferson | 0 | 1 | 1 | 0-0 | 0-0 | 0 | 0 | 0-0 |

| SPECIAL TEAMS* | ST | AT | TT | FF | FR-YDS | BP | BFG | BXP |
|-------------------|----|----|----|----|--------|----|-----|-----|
| Darryl Williams | 10 | 4 | 14 | 0 | 0-0 | 1 | 0 | 0 |
| Adrian Hardy | 9 | 1 | 10 | 0 | 0-0 | 0 | 0 | 0 |
| James Joseph | 8 | 1 | 9 | 0 | 1-0 | 0 | 0 | 0 |
| Roger Jones | 8 | 0 | 8 | 0 | 0-0 | 0 | 0 | 0 |
| Andre Collins | 7 | 1 | 8 | 0 | 0-0 | 0 | 0 | 0 |
| Kevin Jefferson | 4 | 4 | 8 | 0 | 1-6 | 0 | 0 | 0 |
| David Dunn | 6 | 1 | 7 | 0 | 0-0 | 0 | 0 | 0 |
| Chris Shelling | 6 | 1 | 7 | 1 | 0-0 | 0 | 0 | 0 |
| Leonard Wheeler | 6 | 1 | 7 | 1 | 0-0 | 0 | 0 | 0 |
| Eric Bieniemy | 5 | 1 | 6 | 0 | 1-0 | 0 | 0 | 0 |
| Sam Shade | 4 | 1 | 5 | 0 | 0-0 | 0 | 0 | 0 |
| Brett Wallerstedt | 4 | 0 | 4 | 0 | 0-0 | 0 | 0 | 0 |
| Jeff Hill | 3 | 0 | 3 | 0 | 0-0 | 0 | 0 | 0 |
| Doug Pelfrey | 2 | 0 | 2 | 0 | 0-0 | 0 | 0 | 0 |
| Greg Truitt | 1 | 1 | 2 | 0 | 0-0 | 0 | 0 | 0 |
| Randy Neal | 1 | 0 | 1 | 0 | 0-0 | 0 | 0 | 0 |
| Bracey Walker | 1 | 0 | 1 | 0 | 0-0 | 0 | 0 | 0 |
| Jeff Cothran | 0 | 1 | 1 | 0 | 0-0 | 0 | 0 | 0 |
| John Copeland | 0 | 0 | 0 | 0 | 0-0 | 0 | 1 | 0 |

| MISCELLANEOUS DEFENSE* | ST | AT | TT | FF | FR-YDS |
|------------------------|----|----|----|----|--------|
| Carl Pickens | 4 | 0 | 4 | 0 | 0-0 |
| Darnay Scott | 2 | 0 | 2 | 0 | 0-0 |
| Jeff Blake | 1 | 0 | 1 | 0 | 0-0 |
| David Dunn | 1 | 0 | 1 | 0 | 0-0 |
| Harold Green | 1 | 0 | 1 | 0 | 0-0 |
| Jeff Hill | 1 | 0 | 1 | 0 | 0-0 |
| James Joseph | 1 | 0 | 1 | 0 | 0-0 |
| Melvin Tuten | 1 | 0 | 1 | 0 | 0-0 |
| Joe Walter | 1 | 0 | 1 | 0 | 0-0 |

1996 STATISTICS

RECORD: 8-8-0

HEAD COACH: DAVE SHULA (GAMES 1-7; RECORD 1-6),
BRUCE COSLET (GAMES 8-16; RECORD 7-2)

| DATE | W-L | SCORE | OPPONENT | ATTENDANCE |
|----------|-----|------------|------------------|------------|
| 9-1-96 | L | 16-26 | at St. Louis | 62,659 |
| 9-8-96 | L | 14-27 | at San Diego | 55,880 |
| 9-15-96 | W | 30-15 | NEW ORLEANS | 45,412 |
| 9-22-96 | | | — BYE — | |
| 9-29-96 | L | 10-14 | DENVER | 51,798 |
| 10-6-96 | L | 27-30 (OT) | HOUSTON | 44,680 |
| 10-13-96 | L | 10-20 | at Pittsburgh | 58,875 |
| 10-20-96 | L | 21-28 | at San Francisco | 63,218 |
| 10-27-96 | W | 28-21 | JACKSONVILLE | 45,890 |
| 11-3-96 | W | 24-21 | at Baltimore | 60,743 |
| 11-10-96 | W | 34-24 | PITTSBURGH | 57,265 |
| 11-17-96 | L | 17-31 | at Buffalo | 75,549 |
| 11-24-96 | W | 41-31 | ATLANTA | 44,868 |
| 12-1-96 | L | 27-30 | at Jacksonville | 57,408 |
| 12-8-96 | W | 21-14 | BALTIMORE | 43,022 |
| 12-15-96 | W | 21-13 | at Houston | 15,131 |
| 12-22-96 | W | 31-24 | INDIANAPOLIS | 49,389 |

| TEAM STATISTICS | BENGALS | OPPONENTS |
|---------------------|---------|-----------|
| TOTAL FIRST DOWNS | 332 | 317 |
| Rushing | 114 | 109 |
| Passing | 190 | 196 |
| Penalty | 28 | 12 |
| 3rd Down: Made-Att. | 102-236 | 94-214 |
| 3rd Down Pct. | 43.2 | 43.9 |
| 4th Down: Made-Att. | 5-12 | 8-13 |
| 4th Down Pct. | 41.7 | 61.5 |
| POSSESSION AVG. | 31:33 | 28:27 |
| TOTAL NET YARDS | 5225 | 5469 |
| Avg. Per Game | 326.6 | 341.8 |
| Total Plays | 1088 | 1047 |
| Avg. Per Play | 4.8 | 5.2 |
| NET YARDS RUSHING | 1793 | 1643 |
| Avg. Per Game | 112.1 | 102.7 |
| Total Rushes | 478 | 444 |
| NET YARDS PASSING | 3432 | 3826 |
| Avg. Per Game | 214.5 | 239.1 |
| Sacked-Yards Lost | 47-294 | 32-202 |
| Gross Yards | 3726 | 4028 |
| Att.-Completions | 563-316 | 571-319 |
| Completion Pct. | 56.1 | 55.9 |
| Had Intercepted | 16 | 34 |
| PUNTS-AVG. | 82-44.3 | 61-44.4 |
| Net Punting Avg. | 34.0 | 38.5 |
| PENALTIES-YARDS | 90-678 | 102-768 |
| FUMBLES-BALLS LOST | 19-9 | 16-10 |
| TOUCHDOWNS | 43 | 42 |
| Rushing | 14 | 15 |
| Passing | 25 | 22 |
| Returns | 4 | 5 |

| SCORE BY PERIODS | 1 | 2 | 3 | 4 | OT | PTS |
|------------------|----|-----|----|-----|----|-----|
| BENGALS | 57 | 111 | 65 | 139 | 0 | 372 |
| OPPONENTS | 67 | 105 | 86 | 108 | 3 | 369 |

| SCORING | TD | TD-R | TD-P | TD-R | K-PAT | FG | S | PTS |
|-----------------|----|------|------|------|-------|-------|---|-----|
| Doug Pelfrey | 0 | 0 | 0 | 0 | 41-41 | 23-28 | 0 | 110 |
| Carl Pickens | 12 | 0 | 12 | 0 | — | — | 0 | 74 |
| Ki-Jana Carter | 9 | 8 | 1 | 0 | — | — | 0 | 54 |
| Darnay Scott | 5 | 0 | 5 | 0 | — | — | 0 | 30 |
| Tony McGee | 4 | 0 | 4 | 0 | — | — | 0 | 24 |
| Eric Bieniemy | 2 | 2 | 0 | 0 | — | — | 0 | 12 |
| Jeff Blake | 2 | 2 | 0 | 0 | — | — | 0 | 12 |
| David Dunn | 2 | 0 | 1 | 1 | — | — | 0 | 12 |
| Garrison Hearst | 1 | 0 | 1 | 0 | — | — | 0 | 8 |
| Ashley Ambrose | 1 | 0 | 0 | 1 | — | — | 0 | 6 |
| Jeff Cothran | 1 | 1 | 0 | 0 | — | — | 0 | 6 |
| James Francis | 1 | 0 | 0 | 1 | — | — | 0 | 6 |
| James Hundon | 1 | 0 | 1 | 0 | — | — | 0 | 6 |
| Brian Milne | 1 | 1 | 0 | 0 | — | — | 0 | 6 |
| Jimmy Spencer | 1 | 0 | 0 | 1 | — | — | 0 | 6 |
| BENGALS | 43 | 14 | 25 | 4 | 41-41 | 23-28 | 0 | 372 |
| OPPONENTS | 42 | 15 | 22 | 5 | 40-40 | 25-30 | 0 | 369 |

Two-point conversions: Garrison Hearst, Carl Pickens.
BENGALS 2-2, OPPONENTS 1-2.

| RUSHING | ATT | YDS | AVG | LG | TD |
|-----------------|-----|------|-----|----|----|
| Garrison Hearst | 225 | 847 | 3.8 | 24 | 0 |
| Jeff Blake | 72 | 317 | 4.4 | 18 | 2 |
| Eric Bieniemy | 56 | 269 | 4.8 | 33 | 2 |
| Ki-Jana Carter | 91 | 264 | 2.9 | 31 | 8 |
| Jeff Cothran | 15 | 44 | 2.9 | 9 | 1 |
| Erik Wilhelm | 6 | 24 | 4.0 | 18 | 0 |
| Brian Milne | 8 | 22 | 2.8 | 5 | 1 |
| Darnay Scott | 3 | 4 | 1.3 | 8 | 0 |
| Carl Pickens | 2 | 2 | 1.0 | 2 | 0 |
| BENGALS | 478 | 1793 | 3.8 | 33 | 14 |
| OPPONENTS | 444 | 1643 | 3.7 | 45 | 15 |

| RECEIVING | REC | YDS | AVG | LG | TD |
|-----------------|-----|------|------|----|----|
| Carl Pickens | 100 | 1180 | 11.8 | 61 | 12 |
| Darnay Scott | 58 | 833 | 14.4 | 50 | 5 |
| Tony McGee | 38 | 446 | 11.7 | 22 | 4 |
| David Dunn | 32 | 509 | 15.9 | 40 | 1 |
| Eric Bieniemy | 32 | 272 | 8.5 | 42 | 0 |
| Ki-Jana Carter | 22 | 169 | 7.7 | 20 | 1 |
| Garrison Hearst | 12 | 131 | 10.9 | 40 | 1 |
| Marco Battaglia | 8 | 79 | 9.9 | 17 | 0 |
| Jeff Cothran | 7 | 49 | 7.0 | 14 | 0 |
| Brian Milne | 3 | 29 | 9.7 | 15 | 0 |
| Troy Sadowski | 3 | 15 | 5.0 | 8 | 0 |
| James Hundon | 1 | 14 | 14.0 | 14 | 1 |
| BENGALS | 316 | 3726 | 11.8 | 61 | 25 |
| OPPONENTS | 319 | 4028 | 12.6 | 57 | 22 |

| INTERCEPTIONS | NO | YDS | AVG | LG | TD |
|----------------------|----|-----|------|----|----|
| Ashley Ambrose | 8 | 63 | 7.9 | 31 | 1 |
| Jimmy Spencer | 5 | 48 | 9.6 | 34 | 0 |
| Steve Tovar | 4 | 42 | 10.5 | 24 | 0 |
| James Francis | 3 | 61 | 20.3 | 42 | 1 |
| Bracey Walker | 2 | 35 | 17.5 | 35 | 0 |
| Greg Myers | 2 | 10 | 5.0 | 10 | 0 |
| Rod (Roderick) Jones | 2 | 2 | 1.0 | 2 | 0 |
| Bo Orlando | 2 | 0 | 0.0 | 0 | 0 |
| Corey Sawyer | 2 | 0 | 0.0 | 0 | 0 |
| Roger Jones | 1 | 30 | 30.0 | 30 | 0 |
| Gerald Dixon | 1 | 10 | 10.0 | 10 | 0 |
| Dan Wilkinson | 1 | 7 | 7.0 | 7 | 0 |
| Jevon Langford | 1 | 0 | 0.0 | 0 | 0 |
| BENGALS | 34 | 308 | 9.1 | 42 | 2 |
| OPPONENTS | 16 | 172 | 10.8 | 61 | 1 |

| PUNTING | NO | YDS | AVG | NET | TB | IN-20 | LG | BLK. |
|--------------|----|------|------|------|----|-------|----|------|
| Lee Johnson | 80 | 3630 | 45.4 | 34.4 | 17 | 16 | 67 | 1 |
| Doug Pelfrey | 1 | 4 | 4.0 | 4.0 | 0 | 0 | 4 | 0 |
| BENGALS | 82 | 3634 | 44.3 | 34.0 | 17 | 16 | 67 | 1 |
| OPPONENTS | 61 | 2706 | 44.4 | 38.5 | 7 | 20 | 65 | 0 |

| PUNT RETURNS | NO | FC | YDS | AVG | LG | TD |
|--------------|----|----|-----|------|----|----|
| Corey Sawyer | 15 | 5 | 117 | 7.8 | 62 | 0 |
| Greg Myers | 9 | 2 | 51 | 5.7 | 12 | 0 |
| David Dunn | 7 | 1 | 54 | 7.7 | 20 | 0 |
| James Hundon | 1 | 0 | -7 | -7.0 | -7 | 0 |
| Carl Pickens | 1 | 0 | 2 | 2.0 | 2 | 0 |
| BENGALS | 33 | 8 | 217 | 6.6 | 62 | 0 |
| OPPONENTS | 38 | 6 | 502 | 13.2 | 64 | 0 |

| KICKOFF RETURNS | NO | YDS | AVG | LG | TD |
|-----------------|----|------|------|----|----|
| David Dunn | 35 | 782 | 22.3 | 90 | 1 |
| Corey Sawyer | 12 | 241 | 20.1 | 33 | 0 |
| James Hundon | 10 | 237 | 23.7 | 31 | 0 |
| Jeff Hill | 9 | 173 | 19.2 | 29 | 0 |
| Troy Sadowski | 2 | 7 | 3.5 | 7 | 0 |
| Marco Battaglia | 1 | 8 | 8.0 | 8 | 0 |
| Jeff Cothran | 1 | 11 | 11.0 | 11 | 0 |
| BENGALS | 70 | 1459 | 20.8 | 90 | 1 |
| OPPONENTS | 69 | 1642 | 23.8 | 95 | 1 |

| FIELD GOALS | 1-19 | 20-29 | 30-39 | 40-49 | 50+ |
|--------------|------|-------|-------|-------|-----|
| Doug Pelfrey | 1-1 | 7-7 | 10-11 | 5-9 | 0-0 |
| BENGALS | 1-1 | 7-7 | 10-11 | 5-9 | 0-0 |
| OPPONENTS | 0-0 | 9-9 | 6-7 | 9-12 | 1-2 |

Doug Pelfrey: (27G, 35G, 47G), (—), (33G, 21G, 35G, 37N), (44G), (42G, 31G, 40N), (19G), (—), (—), (41G, 49G, 34G), (32G, 34G), (30G), (36G, 20G), (42B, 22G, 34G), (49N, 23G, 26G), (47N), (25G).

Opponents: (44N, 42G, 20G, 29G, 20G), (47G, 23G), (51G, 37G, 25G), (—), (40G, 32G, 49G), (33G, 22G), (—), (—), (—), (46G, 42N), (22G), (33G, 54N), (25G, 46G, 40G, 39G, 20G), (45N), (46G, 34N, 42G), (32G).

| PASSING | ATT | CMP | YDS | CMP% | YDS/ATT | TD | TD% | INT | INT% | LG | SKD-YDS | RAT |
|--------------|-----|-----|------|-------|---------|----|-----|-----|------|----|---------|-------|
| Jeff Blake | 549 | 308 | 3624 | 56.1 | 6.60 | 24 | 4.4 | 14 | 2.6 | 61 | 44-278 | 80.3 |
| Erik Wilhelm | 13 | 7 | 90 | 53.8 | 6.92 | 1 | 7.7 | 2 | 15.4 | 38 | 3-16 | 61.9 |
| Carl Pickens | 1 | 1 | 12 | 100.0 | 12.00 | 0 | 0.0 | 0 | 0.0 | 12 | 0-0 | 116.7 |
| BENGALS | 563 | 316 | 3726 | 56.1 | 6.62 | 25 | 4.4 | 16 | 2.8 | 61 | 47-294 | 79.4 |
| OPPONENTS | 571 | 319 | 4028 | 55.9 | 7.05 | 22 | 3.9 | 34 | 6.0 | 57 | 32-202 | 66.1 |

USUAL STARTERS

| OFFENSE | DEFENSE |
|----------------------|----------------------|
| WR Carl Pickens | LDE John Copeland |
| LOT Willie Anderson, | LDT Dan Wilkinson |
| Melvin Tuten | RDT Tim Johnson |
| LG Rich Braham | RDE Artie Smith |
| C Darrick Brilz | LLB James Francis |
| RG Ken Blackman, | MLB Steve Tovar |
| Scott Brumfield | RLB Ricardo McDonald |
| ROT Joe Walter | LCB Ashley Ambrose |
| TE Tony McGee | RCB Jimmy Spencer |
| WR Darnay Scott | SS Bracey Walker |
| QB Jeff Blake | FS Bo Orlando |
| HB Garrison Hearst | |
| FB Jeff Cothran | |

| DEFENSE* | ST | AT | TT | SKS-YDS | INT-YDS | PD | FF | FR-YDS |
|----------------------|----|----|-----|----------|---------|----|----|--------|
| Steve Tovar | 74 | 30 | 104 | 3-15 | 4-42 | 11 | 0 | 0-0 |
| Bo Orlando | 72 | 12 | 84 | 1-6 | 2-0 | 7 | 1 | 0-0 |
| James Francis | 62 | 8 | 70 | 3-23 | 3-61 | 6 | 1 | 3-0 |
| Bracey Walker | 57 | 13 | 70 | 0-0 | 2-35 | 4 | 1 | 0-0 |
| Jimmy Spencer | 55 | 8 | 63 | 0-0 | 5-48 | 22 | 0 | 1-59 |
| Ricardo McDonald | 46 | 15 | 61 | 5-32 | 0-0 | 1 | 1 | 0-0 |
| Ashley Ambrose | 44 | 6 | 50 | 0-0 | 8-63 | 24 | 1 | 0-0 |
| Dan Wilkinson | 37 | 7 | 44 | 6.5-51.5 | 1-7 | 3 | 0 | 1-0 |
| Tim Johnson | 38 | 3 | 41 | 2.5-22 | 0-0 | 2 | 0 | 0-0 |
| John Copeland | 35 | 6 | 41 | 3-18.5 | 0-0 | 6 | 1 | 0-0 |
| Corey Sawyer | 32 | 6 | 38 | 1.5-11.5 | 2-0 | 10 | 1 | 0-0 |
| Artie Smith | 19 | 7 | 26 | 1-8 | 0-0 | 1 | 0 | 1-0 |
| Jevon Langford | 20 | 4 | 24 | 2-6 | 1-0 | 1 | 0 | 1-0 |
| Tom Tumulty | 16 | 8 | 24 | 0-0 | 0-0 | 1 | 0 | 0-0 |
| Gerald Dixon | 15 | 6 | 21 | 0-0 | 1-10 | 1 | 0 | 0-0 |
| Greg Myers | 17 | 1 | 18 | 0-0 | 2-10 | 3 | 0 | 0-0 |
| Ramondo Stallings | 13 | 2 | 15 | 2-6 | 0-0 | 0 | 2 | 0-0 |
| Kimo von Oelhoffen | 11 | 4 | 15 | 1-2.5 | 0-0 | 0 | 0 | 0-0 |
| Rod Jones (Roderick) | 13 | 1 | 14 | 0-0 | 2-2 | 4 | 0 | 0-0 |
| Roger Jones | 7 | 1 | 8 | 0-0 | 1-30 | 1 | 0 | 0-0 |
| Sam Shade | 6 | 2 | 8 | 0-0 | 0-0 | 0 | 0 | 0-0 |
| Andre Collins | 6 | 1 | 7 | 0-0 | 0-0 | 0 | 0 | 0-0 |
| Tim Morabito | 5 | 1 | 6 | 0.5-0 | 0-0 | 0 | 0 | 0-0 |
| Kenny Davidson | 1 | 0 | 1 | 0-0 | 0-0 | 0 | 0 | 1-0 |
| Leonard Wheeler | 1 | 0 | 1 | 0-0 | 0-0 | 0 | 0 | 0-0 |

| SPECIAL TEAMS* | ST | AT | TT | FF | FR-YDS | BP | BFG | BXP |
|----------------------------|----|----|----|----|--------|----|-----|-----|
| David Dunn | 9 | 0 | 9 | 0 | 0-0 | 0 | 0 | 0 |
| Tom Tumulty | 8 | 1 | 9 | 0 | 0-0 | 0 | 0 | 0 |
| Leonard Wheeler | 8 | 1 | 9 | 0 | 0-0 | 0 | 0 | 0 |
| Andre Collins | 8 | 0 | 8 | 0 | 0-0 | 0 | 0 | 0 |
| Eric Bieniemy | 7 | 1 | 8 | 0 | 0-0 | 0 | 0 | 0 |
| Greg Myers | 6 | 2 | 8 | 0 | 0-0 | 0 | 0 | 0 |
| Rod Jones (Roderick) | 6 | 1 | 7 | 0 | 0-0 | 0 | 0 | 0 |
| Gerald Dixon | 5 | 1 | 6 | 0 | 0-0 | 0 | 0 | 0 |
| Sam Shade | 5 | 1 | 6 | 0 | 0-0 | 0 | 0 | 0 |
| Ashley Ambrose | 5 | 0 | 5 | 0 | 0-0 | 0 | 0 | 0 |
| Bo Orlando | 5 | 0 | 5 | 0 | 0-0 | 0 | 0 | 0 |
| Marco Battaglia | 4 | 0 | 4 | 0 | 1-0 | 0 | 0 | 0 |
| Greg Trull | 4 | 0 | 4 | 0 | 0-0 | 0 | 0 | 0 |
| Roger Jones | 2 | 2 | 4 | 0 | 0-0 | 0 | 0 | 0 |
| James Hundon | 3 | 0 | 3 | 0 | 0-0 | 0 | 0 | 0 |
| Lee Johnson | 3 | 0 | 3 | 0 | 0-0 | 0 | 0 | 0 |
| Bracey Walker | 3 | 0 | 3 | 0 | 0-0 | 0 | 0 | 0 |
| Jeff Hill | 2 | 0 | 2 | 0 | 1-0 | 0 | 0 | 0 |
| Randy Neal | 2 | 0 | 2 | 0 | 0-0 | 0 | 0 | 0 |
| Jeff Cothran | 1 | 0 | 1 | 0 | 0-0 | 0 | 0 | 0 |
| Jevon Langford | 1 | 0 | 1 | 0 | 0-0 | 0 | 0 | 0 |
| Doug Pelfrey | 1 | 0 | 1 | 0 | 0-0 | 0 | 0 | 0 |
| Corey Sawyer | 1 | 0 | 1 | 0 | 0-0 | 0 | 0 | 0 |

1997 STATISTICS

RECORD: 7-9-0

HEAD COACH: BRUCE COSLET

| DATE | W-L | SCORE | OPPONENT | ATTENDANCE |
|----------|-----|-------|-----------------|------------|
| 8-31-97 | W | 24-21 | ARIZONA | 53,644 |
| 9-7-97 | L | 10-23 | at Baltimore | 52,968 |
| 9-14-97 | | | — BYE — | |
| 9-21-97 | L | 20-38 | at Denver | 73,871 |
| 9-28-97 | L | 14-31 | N.Y. JETS | 57,209 |
| 10-5-97 | L | 13-21 | at Jacksonville | 67,128 |
| 10-12-97 | L | 7-30 | at Tennessee | 17,071 |
| 10-19-97 | L | 10-26 | PITTSBURGH | 60,020 |
| 10-26-97 | L | 27-29 | at N.Y. Giants | 72,584 |
| 11-2-97 | W | 38-31 | SAN DIEGO | 53,754 |
| 11-9-97 | W | 28-13 | at Indianapolis | 58,473 |
| 11-16-97 | L | 3-20 | at Pittsburgh | 55,226 |
| 11-23-97 | W | 31-26 | JACKSONVILLE | 55,158 |
| 11-30-97 | L | 42-44 | at Philadelphia | 66,623 |
| 12-4-97 | W | 41-14 | TENNESSEE | 49,086 |
| 12-14-97 | W | 31-24 | DALLAS | 60,043 |
| 12-21-97 | W | 16-14 | BALTIMORE | 50,917 |

| TEAM STATISTICS | BENGALS | OPPONENTS |
|--------------------|---------|-----------|
| TOTAL FIRST DOWNS | 310 | 351 |
| Rushing | 104 | 141 |
| Passing | 171 | 188 |
| Penalty | 35 | 22 |
| 3rd Down: Made-Att | 88-214 | 102-227 |
| 3rd Down Pct. | 41.1 | 44.9 |
| 4th Down: Made-Att | 10-20 | 11-16 |
| 4th Down Pct. | 50.0 | 68.8 |
| POSSESSION AVG. | 27:56 | 32:04 |
| TOTAL NET YARDS | 5282 | 5682 |
| Avg. Per Game | 330.1 | 355.1 |
| Total Plays | 1002 | 1091 |
| Avg. Per Play | 5.3 | 5.2 |
| NET YARDS RUSHING | 1966 | 2223 |
| Avg. Per Game | 122.9 | 138.9 |
| Total Rushes | 452 | 514 |
| NET YARDS PASSING | 3316 | 3459 |
| Avg. Per Game | 207.3 | 216.2 |
| Sacked-Yards Lost | 46-287 | 35-209 |
| Gross Yards | 3603 | 3668 |
| Att.-Completions | 504-302 | 542-309 |
| Completion Pct. | 59.9 | 57.0 |
| Had Intercepted | 9 | 13 |
| PUNTS-AVG. | 81-42.9 | 69-44.7 |
| Net Punting Avg. | 35.9 | 40.3 |
| PENALTIES-YARDS | 98-877 | 107-951 |
| FUMBLES-BALLS LOST | 25-13 | 23-10 |
| TOUCHDOWNS | 46 | 48 |
| Rushing | 23 | 15 |
| Passing | 21 | 30 |
| Returns | 2 | 3 |

| SCORE BY PERIODS | 1 | 2 | 3 | 4 | OT | PTS |
|------------------|----|-----|----|-----|----|-----|
| BENGALS | 77 | 110 | 80 | 88 | 0 | 355 |
| OPPONENTS | 65 | 108 | 90 | 142 | 0 | 405 |

| SCORING | TD | TD-R | TD-P | TD-Rt | K-PAT | FG | S | PTS |
|-----------------|----|------|------|-------|-------|-------|---|-----|
| Doug Pelfrey | 0 | 0 | 0 | 0 | 41-43 | 12-16 | 0 | 77 |
| Corey Dillon | 10 | 10 | 0 | 0 | — | — | 0 | 60 |
| Ki-Jana Carter | 7 | 7 | 0 | 0 | — | — | 0 | 42 |
| Tony McGee | 6 | 0 | 6 | 0 | — | — | 0 | 38 |
| Carl Pickens | 5 | 0 | 5 | 0 | — | — | 0 | 30 |
| Darnay Scott | 5 | 0 | 5 | 0 | — | — | 0 | 30 |
| Jeff Blake | 3 | 3 | 0 | 0 | — | — | 0 | 18 |
| Eric Beniemy | 2 | 1 | 0 | 1 | — | — | 0 | 12 |
| David Dunn | 2 | 0 | 2 | 0 | — | — | 0 | 12 |
| James Hundon | 2 | 0 | 2 | 0 | — | — | 0 | 12 |
| Brian Milne | 2 | 2 | 0 | 0 | — | — | 0 | 12 |
| Marco Battaglia | 1 | 0 | 1 | 0 | — | — | 0 | 6 |
| John Copeland | 1 | 0 | 0 | 1 | — | — | 0 | 6 |
| BENGALS | 46 | 23 | 21 | 2 | 41-43 | 12-16 | 0 | 355 |
| OPPONENTS | 48 | 15 | 30 | 3 | 45-45 | 24-29 | 0 | 405 |

Two-point conversions: Tony McGee. BENGALS 1-3, OPPONENTS 0-3.

| PASSING | ATT | CMP | YDS | CMP% | YDS/ATT | TD | TD% | INT | INT% | LG | SKD-YDS | RAT |
|----------------|-----|-----|------|------|---------|----|-----|-----|------|-----|---------|-------|
| Jeff Blake | 317 | 184 | 2125 | 58.0 | 6.70 | 8 | 2.5 | 7 | 2.2 | 50t | 39-244 | 77.6 |
| Boomer Esiason | 186 | 118 | 1478 | 63.4 | 7.95 | 13 | 7.0 | 2 | 1.1 | 77t | 7-43 | 106.9 |
| Ki-Jana Carter | 1 | 0 | 0 | 0.0 | 0.00 | 0 | 0.0 | 0 | 0.0 | — | 0-0 | 39.6 |
| BENGALS | 504 | 302 | 3603 | 59.9 | 7.15 | 21 | 4.2 | 9 | 1.8 | 77t | 46-287 | 88.3 |
| OPPONENTS | 542 | 309 | 3668 | 57.0 | 6.77 | 30 | 5.5 | 13 | 2.4 | 83t | 35-209 | 86.2 |

| RUSHING | ATT | YDS | AVG | LG | TD |
|----------------|-----|------|------|-----|----|
| Corey Dillon | 233 | 1129 | 4.8 | 71t | 10 |
| Ki-Jana Carter | 128 | 464 | 3.6 | 79t | 7 |
| Jeff Blake | 45 | 234 | 5.2 | 16 | 3 |
| Eric Beniemy | 21 | 97 | 4.6 | 20t | 1 |
| Brian Milne | 13 | 32 | 2.5 | 5 | 2 |
| Boomer Esiason | 8 | 11 | 1.4 | 8 | 0 |
| Darnay Scott | 1 | 6 | 6.0 | 6 | 0 |
| Lee Johnson | 1 | 0 | 0.0 | 0 | 0 |
| Scottie Graham | 1 | -1 | -1.0 | -1 | 0 |
| Carl Pickens | 1 | -6 | -6.0 | -6 | 0 |
| BENGALS | 452 | 1966 | 4.3 | 79t | 23 |
| OPPONENTS | 514 | 2223 | 4.3 | 50t | 15 |

| RECEIVING | REC | YDS | AVG | LG | TD |
|-----------------|-----|------|------|-----|----|
| Darnay Scott | 54 | 797 | 14.8 | 77t | 5 |
| Carl Pickens | 52 | 695 | 13.4 | 50t | 5 |
| Tony McGee | 34 | 414 | 12.2 | 37 | 6 |
| Eric Beniemy | 31 | 249 | 8.0 | 21 | 0 |
| David Dunn | 27 | 414 | 15.3 | 39t | 2 |
| Corey Dillon | 27 | 259 | 9.6 | 28 | 0 |
| Brian Milne | 23 | 138 | 6.0 | 20 | 0 |
| Ki-Jana Carter | 21 | 157 | 7.5 | 35 | 0 |
| James Hundon | 16 | 285 | 17.8 | 61 | 2 |
| Marco Battaglia | 12 | 149 | 12.4 | 34 | 1 |
| Gunnard Twyner | 4 | 45 | 11.3 | 16 | 0 |
| Scottie Graham | 1 | 1 | 1.0 | 1 | 0 |
| BENGALS | 302 | 3603 | 11.9 | 77t | 21 |
| OPPONENTS | 309 | 3668 | 11.9 | 83t | 30 |

| INTERCEPTIONS | NO | YDS | AVG | LG | TD |
|----------------|----|-----|------|----|----|
| Corey Sawyer | 4 | 44 | 11.0 | 37 | 0 |
| Ashley Ambrose | 3 | 56 | 18.7 | 29 | 0 |
| Tremain Mack | 1 | 29 | 29.0 | 29 | 0 |
| Greg Myers | 1 | 25 | 25.0 | 25 | 0 |
| Sam Shade | 1 | 21 | 21.0 | 21 | 0 |
| James Francis | 1 | 7 | 7.0 | 7 | 0 |
| Bo Orlando | 1 | 3 | 3.0 | 3 | 0 |
| Jimmy Spencer | 1 | -2 | -2.0 | -2 | 0 |
| BENGALS | 13 | 183 | 14.1 | 37 | 0 |
| OPPONENTS | 9 | 26 | 2.9 | 18 | 0 |

| PUNTING | NO | YDS | AVG | NET | TB | IN-20 | LG | BLK. |
|-------------|----|------|------|------|----|-------|----|------|
| Lee Johnson | 81 | 3471 | 42.9 | 35.9 | 8 | 27 | 66 | 0 |
| BENGALS | 81 | 3471 | 42.9 | 35.9 | 8 | 27 | 66 | 0 |
| OPPONENTS | 69 | 3082 | 44.7 | 40.3 | 5 | 21 | 59 | 0 |

| PUNT RETURNS | NO | FC | YDS | AVG | LG | TD |
|--------------|----|----|-----|------|-----|----|
| Greg Myers | 26 | 19 | 201 | 7.7 | 18 | 0 |
| BENGALS | 26 | 19 | 201 | 7.7 | 18 | 0 |
| OPPONENTS | 35 | 10 | 407 | 11.6 | 85t | 2 |

| KICKOFF RETURNS | NO | YDS | AVG | LG | TD |
|-----------------|----|------|------|------|----|
| Eric Beniemy | 34 | 789 | 23.2 | 102t | 1 |
| David Dunn | 19 | 487 | 25.6 | 85 | 0 |
| James Hundon | 10 | 169 | 16.9 | 28 | 0 |
| Corey Dillon | 6 | 182 | 30.3 | 58 | 0 |
| Gunnard Twyner | 4 | 72 | 18.0 | 24 | 0 |
| Ki-Jana Carter | 1 | 9 | 9.0 | 9 | 0 |
| BENGALS | 74 | 1708 | 23.1 | 102t | 1 |
| OPPONENTS | 67 | 1406 | 21.0 | 45 | 0 |

| FIELD GOALS | 1-19 | 20-29 | 30-39 | 40-49 | 50+ |
|--------------|------|-------|-------|-------|-----|
| Doug Pelfrey | 0-0 | 4-4 | 3-3 | 5-7 | 0-2 |
| BENGALS | 0-0 | 4-4 | 3-3 | 5-7 | 0-2 |
| OPPONENTS | 1-1 | 7-8 | 8-10 | 8-10 | 0-0 |

Doug Pelfrey: (38G), (46G, 51N, 43N, 46B), (56N, 38G, 43G), (—), (—), (—), (33G), (—), (27G), (—), (25G), (20G), (—), (26G, 40G), (42G), (44G).

Opponents: (—), (37G, 32G, 41G), (25G), (44G, 36N), (27N), (40N, 47G, 45G, 19G), (43G, 32G), (35G), (45G), (31N, 42G, 45G), (34G, 25G), (21G, 35G, 29G, 25G), (33G, 25G, 31G), (—), (23G), (44N).

USUAL STARTERS

| OFFENSE | DEFENSE |
|---------------------|-----------------------|
| WR Carl Pickens | LDE John Copeland |
| LOT Kevin Sargent, | NT Kim von Oelhoffen |
| Rod Jones | RDE Dan Wilkinson |
| LG Rich Braham | LOLB James Francis |
| C Darrick Brilz | LILB Tom Tumulty |
| RG Ken Blackman | RILB Ricardo McDonald |
| ROT Willie Anderson | ROLB Gerald Dixon |
| TE Tony McGee | LCB Ashley Ambrose |
| WR Darnay Scott | RCB Jimmy Spencer |
| QB Jeff Blake | SS Sam Shade |
| HB Ki-Jana Carter, | FS Greg Myers |
| Corey Dillon | |
| FB Brian Milne | |

| DEFENSE* | ST | AT | TT | SKS-YDS | INT-YDS | PD | FF | FR-YDS |
|--------------------|----|----|----|----------|---------|----|----|--------|
| Sam Shade | 81 | 15 | 96 | 4-25 | 1-21 | 7 | 1 | 1-0 |
| Greg Myers | 67 | 15 | 82 | 0-0 | 1-25 | 6 | 0 | 0-0 |
| Ricardo McDonald | 50 | 14 | 64 | 1-5 | 0-0 | 3 | 0 | 0-0 |
| Ashley Ambrose | 57 | 2 | 59 | 1-10 | 3-56 | 26 | 0 | 2-0 |
| James Francis | 46 | 11 | 57 | 3.5-9.5 | 1-7 | 6 | 2 | 1-0 |
| Tom Tumulty | 40 | 16 | 56 | 1-5 | 0-0 | 2 | 0 | 0-0 |
| Gerald Dixon | 41 | 9 | 50 | 8.5-55.5 | 0-0 | 2 | 1 | 0-0 |
| John Copeland | 35 | 14 | 49 | 3-16 | 0-0 | 1 | 0 | 2-25 |
| Tito Paul | 41 | 7 | 48 | 0-0 | 0-0 | 6 | 0 | 1-0 |
| Kimo von Oelhoffen | 32 | 10 | 42 | 0-0 | 0-0 | 0 | 0 | 0-0 |
| Brentson Buckner | 37 | 3 | 39 | 0-0 | 0-0 | 0 | 2 | 0-0 |
| Jimmy Spencer | 36 | 2 | 38 | 0-0 | 1-(-2) | 12 | 0 | 0-0 |
| Steve Tovar | 30 | 6 | 36 | 0-0 | 0-0 | 1 | 0 | 0-0 |
| Dan Wilkinson | 24 | 10 | 34 | 5-29 | 0-0 | 2 | 1 | 0-0 |
| Corey Sawyer | 28 | 3 | 31 | 0-0 | 4-44 | 13 | 0 | 0-0 |
| Andre Collins | 25 | 5 | 30 | 3-10 | 0-0 | 0 | 0 | 1-0 |
| Reinard Wilson | 22 | 2 | 24 | 3-23 | 0-0 | 1 | 1 | 0-0 |
| Bo Orlando | 20 | 4 | 24 | 1-7 | 1-3 | 4 | 1 | 0-0 |
| Billy Granville | 16 | 4 | 20 | 0-0 | 0-0 | 2 | 0 | 0-0 |
| Tremain Mack | 14 | 4 | 18 | 0-0 | 1-29 | 1 | 0 | 0-0 |
| Jevon Langford | 9 | 5 | 14 | 1-14 | 0-0 | 1 | 0 | 0-0 |
| Ramondo Stallings | 6 | 0 | 6 | 0-0 | 0-0 | 0 | 0 | 0-0 |
| Andre Purvis | 2 | 1 | 3 | 0-0 | 0-0 | 0 | 0 | 0-0 |
| Tim Terry | 2 | 1 | 3 | 0-0 | 0-0 | 0 | 0 | 0-0 |
| Canute Curtis | 2 | 0 | 2 | 0-0 | 0-0 | 0 | 0 | 0-0 |
| Anthone Lott | 1 | 0 | 1 | 0-0 | 0-0 | 0 | 0 | 0-0 |

| SPECIAL TEAMS* | ST | AT | TT | FF | FR-YDS | BP | BFG | BXP |
|------------------|----|----|----|----|--------|----|-----|-----|
| Andre Collins | 17 | 2 | 19 | 0 | 0-0 | 0 | 0 | 0 |
| Sam Shade | 15 | 2 | 17 | 1 | 0-0 | 0 | 0 | 0 |
| Gerald Dixon | 15 | 0 | 15 | 0 | 0-0 | 0 | 0 | 0 |
| Steve Tovar | 7 | 1 | 8 | 0 | 0-0 | 0 | 0 | 0 |
| Greg Truitt | 7 | 0 | 7 | 0 | 0-0 | 0 | 0 | 0 |
| Greg Myers | 5 | 1 | 6 | 0 | 0-0 | 0 | 0 | 0 |
| Corey Sawyer | 4 | 1 | 5 | 0 | 0-0 | 0 | 0 | 0 |
| Marco Battaglia | 4 | 0 | 4 | 0 | 1-0 | 0 | 0 | 0 |
| Billy Granville | 3 | 1 | 4 | 1 | 0-0 | 0 | 0 | 0 |
| Eric Beniemy | 3 | 0 | 3 | 0 | 0-0 | 0 | 0 | 0 |
| Steve Bush | 3 | 0 | 3 | 0 | 0-0 | 0 | 0 | 0 |
| Bo Orlando | 2 | 1 | 3 | 0 | 1-0 | 0 | 0 | 0 |
| Tim Terry | 2 | 1 | 3 | 0 | 0-0 | 0 | 0 | 0 |
| Tom Tumulty | 2 | 1 | 3 | 0 | 0-0 | 0 | 0 | 0 |
| Ricardo McDonald | 2 | 0 | 2 | 0 | 0-0 | 0 | 0 | 0 |
| Canute Curtis | 1 | 0 | 1 | 0 | 0-0 | 0 | 0 | 0 |
| James Hundon | 1 | 0 | 1 | 0 | 0-0 | 0 | 0 | 0 |
| Mike Jenkins | 1 | 0 | 1 | 0 | 0-0 | 0 | 0 | 0 |
| Tito Paul | 1 | 0 | 1 | 0 | 0-0 | 0 | 0 | 0 |
| Lawrence Wright | 1 | 0 | 1 | 0 | 0-0 | 0 | 0 | 0 |
| Brian Milne | 0 | 1 | 1 | 0 | 0-0 | 0 | 0 | 0 |

| MISCELLANEOUS DEFENSE* | ST | AT | TT | FF | FR-YDS |
|------------------------|----|----|----|----|--------|
| David Dunn | 3 | 0 | 3 | 0 | 0-0 |
| Darnay Scott | 2 | 0 | 2 | 0 | 0-0 |
| Kevin Sargent | 1 | 1 | 2 | 0 | 0-0 |
| Willie Anderson | 1 | 0 | 1 | 0 | 0-0 |
| Eric Beniemy | 1 | 0 | 1 | 0 | 0-0 |
| Ken Blackman | 1 | 0 | 1 | 0 | 0-0 |
| Ki-Jana Carter | 1 | 0 | 1 | 0 | 0-0 |
| James Hundon | 1 | 0 | 1 | 0 | 0-0 |
| Carl Pickens | 1 | 0 | 1 | 0 | 0-0 |
| Darrick Brilz | 0 | 1 | 1 | 0 | 0-0 |

* NOTE: All defensive statistics above are press box statistics produced at the games.

1998 STATISTICS

RECORD: 3-13-0

HEAD COACH: BRUCE COSLET

| DATE | W-L | SCORE | OPPONENT | ATTENDANCE |
|----------|-----|------------|-----------------|------------|
| 9-6-98 | L | 14-23 | TENNESSEE | 55,848 |
| 9-13-98 | W | 34-28 (OT) | at Detroit | 66,354 |
| 9-20-98 | L | 6-13 | GREEN BAY | 56,346 |
| 9-27-98 | L | 24-31 | at Baltimore | 68,154 |
| 10-4-98 | | | — BYE — | |
| 10-11-98 | W | 25-20 | PITTSBURGH | 59,979 |
| 10-18-98 | L | 14-44 | at Tennessee | 33,288 |
| 10-25-98 | L | 10-27 | at Oakland | 40,089 |
| 11-1-98 | L | 26-33 | DENVER | 59,974 |
| 11-8-98 | L | 11-24 | at Jacksonville | 67,040 |
| 11-15-98 | L | 3-24 | at Minnesota | 64,232 |
| 11-22-98 | L | 13-20 | BALTIMORE | 52,571 |
| 11-29-98 | L | 17-34 | JACKSONVILLE | 55,432 |
| 12-6-98 | L | 20-33 | BUFFALO | 54,359 |
| 12-13-98 | L | 26-39 | at Indianapolis | 55,179 |
| 12-20-98 | W | 25-24 | at Pittsburgh | 52,017 |
| 12-27-98 | L | 0-35 | TAMPA BAY | 49,826 |

| TEAM STATISTICS | BENGALS | OPPONENTS |
|--------------------|---------|-----------|
| TOTAL FIRST DOWNS | 271 | 310 |
| Rushing | 92 | 142 |
| Passing | 148 | 152 |
| Penalty | 31 | 16 |
| 3rd Down: Made-Att | 76-224 | 89-200 |
| 3rd Down Pct. | 33.9 | 44.5 |
| 4th Down: Made-Att | 11-29 | 4-9 |
| 4th Down Pct. | 37.9 | 44.4 |
| POSSESSION AVG. | 28:31 | 31:29 |
| TOTAL NET YARDS | 4824 | 5763 |
| Avg. Per Game | 301.5 | 360.2 |
| Total Plays | 979 | 992 |
| Avg. Per Play | 4.9 | 5.8 |
| NET YARDS RUSHING | 1639 | 2612 |
| Avg. Per Game | 102.4 | 163.3 |
| Total Rushes | 405 | 558 |
| NET YARDS PASSING | 3185 | 3151 |
| Avg. Per Game | 199.1 | 196.9 |
| Sacked-Yards Lost | 53-360 | 28-199 |
| Gross Yards | 3545 | 3350 |
| Att.-Completions | 521-307 | 406-233 |
| Completion Pct. | 58.9 | 57.4 |
| Had Intercepted | 12 | 13 |
| PUNTS-AVG. | 81-44.2 | 64-44.5 |
| Net Punting Avg. | 35.2 | 39.6 |
| PENALTIES-YARDS | 69-620 | 127-1012 |
| FUMBLES-BALLS LOST | 21-10 | 12-7 |
| TOUCHDOWNS | 31 | 53 |
| Rushing | 7 | 23 |
| Passing | 20 | 23 |
| Returns | 4 | 7 |

| SCORE BY PERIODS | 1 | 2 | 3 | 4 | OT | PTS |
|------------------|-----|-----|----|----|----|-----|
| BENGALS | 26 | 90 | 66 | 80 | 6 | 268 |
| OPPONENTS | 113 | 143 | 99 | 97 | 0 | 452 |

| SCORING | TD | TD-R | TD-P | TD-R | K-PAT | FG | S | PTS |
|-------------------|----|------|------|------|-------|-------|---|-----|
| Doug Pelfrey | 0 | 0 | 0 | 0 | 21-21 | 19-27 | 0 | 78 |
| Darnay Scott | 7 | 0 | 7 | 0 | — | — | 0 | 42 |
| Carl Pickens | 5 | 0 | 5 | 0 | — | — | 0 | 32 |
| Corey Dillon | 5 | 4 | 1 | 0 | — | — | 0 | 30 |
| Damon Gibson | 4 | 0 | 3 | 1 | — | — | 0 | 24 |
| Brandon Bennett | 2 | 2 | 0 | 0 | — | — | 0 | 12 |
| Marco Battaglia | 1 | 0 | 1 | 0 | — | — | 0 | 6 |
| James Hundon | 1 | 0 | 1 | 0 | — | — | 0 | 6 |
| Tremain Mack | 1 | 0 | 0 | 1 | — | — | 0 | 6 |
| Tony McGee | 1 | 0 | 1 | 0 | — | — | 0 | 6 |
| Brian Milne | 1 | 1 | 0 | 0 | — | — | 0 | 6 |
| Corey Sawyer | 1 | 0 | 0 | 1 | — | — | 0 | 6 |
| Sam Shade | 1 | 0 | 0 | 1 | — | — | 0 | 6 |
| Stepfret Williams | 1 | 0 | 1 | 0 | — | — | 0 | 6 |
| Paul Justin | 0 | 0 | 0 | 0 | — | — | 0 | 2 |
| BENGALS | 31 | 7 | 20 | 4 | 21-21 | 19-27 | 0 | 268 |
| OPPONENTS | 53 | 23 | 23 | 7 | 51-51 | 27-31 | 0 | 452 |

Two-point conversions: Paul Justin, Carl Pickens. BENGALS 2-9, OPPONENTS 1-2.

| PASSING | ATT | CMP | YDS | CMP% | YDS/ATT | TD | TD% | INT | INT% | LG | SKD-YDS | RAT |
|----------------|-----|-----|------|------|---------|----|-----|-----|------|-----|---------|------|
| Neil O'Donnell | 343 | 212 | 2216 | 61.8 | 6.46 | 15 | 4.4 | 4 | 1.2 | 76t | 30-217 | 90.2 |
| Jeff Blake | 93 | 51 | 739 | 54.8 | 7.95 | 3 | 3.2 | 3 | 3.2 | 67t | 15-79 | 78.2 |
| Paul Justin | 63 | 34 | 426 | 54.0 | 6.76 | 1 | 1.6 | 3 | 4.8 | 41 | 7-60 | 60.7 |
| Eric Kresser | 21 | 10 | 164 | 47.6 | 7.81 | 1 | 4.8 | 2 | 9.5 | 37 | 0-0 | 50.6 |
| Doug Pelfrey | 1 | 0 | 0 | 0.0 | 0.00 | 0 | 0.0 | 0 | 0.0 | 0 | 0-0 | 39.6 |
| Corey Dillon | 0 | 0 | 0 | — | — | 0 | — | 0 | — | — | 1-4 | — |
| BENGALS | 521 | 307 | 3545 | 58.9 | 6.80 | 20 | 3.8 | 12 | 2.3 | 76t | 53-360 | 82.7 |
| OPPONENTS | 406 | 233 | 3350 | 57.4 | 8.25 | 23 | 5.7 | 13 | 3.2 | 73t | 28-199 | 89.8 |

| RUSHING | ATT | YDS | AVG | LG | TD |
|-----------------|-----|------|------|-----|----|
| Corey Dillon | 262 | 1130 | 4.3 | 66 | 4 |
| Brandon Bennett | 77 | 243 | 3.2 | 17 | 2 |
| Jeff Blake | 15 | 103 | 6.9 | 18 | 0 |
| Eric Bieniemy | 17 | 56 | 3.3 | 9 | 0 |
| Brian Milne | 10 | 41 | 4.1 | 10 | 1 |
| Neil O'Donnell | 13 | 34 | 2.6 | 10 | 0 |
| Darnay Scott | 2 | 10 | 5.0 | 8 | 0 |
| Damon Gibson | 1 | 9 | 9.0 | 9 | 0 |
| Michael Blair | 1 | 4 | 4.0 | 4 | 0 |
| Ki-Jana Carter | 2 | 4 | 2.0 | 4 | 0 |
| Carl Pickens | 2 | 4 | 2.0 | 4 | 0 |
| Paul Justin | 1 | 2 | 2.0 | 2 | 0 |
| Brad Costello | 1 | 0 | 0.0 | 0 | 0 |
| Eric Kresser | 1 | -1 | -1.0 | -1 | 0 |
| BENGALS | 405 | 1639 | 4.0 | 66 | 7 |
| OPPONENTS | 558 | 2612 | 4.7 | 67t | 23 |

| RECEIVING | REC | YDS | AVG | LG | TD |
|-------------------|-----|------|------|-----|----|
| Carl Pickens | 82 | 1023 | 12.5 | 67t | 5 |
| Darnay Scott | 51 | 817 | 16.0 | 70t | 7 |
| Corey Dillon | 28 | 178 | 6.4 | 41 | 1 |
| Eric Bieniemy | 27 | 153 | 5.7 | 15 | 0 |
| Brian Milne | 26 | 124 | 4.8 | 18 | 0 |
| Tony McGee | 22 | 363 | 16.5 | 40 | 1 |
| Damon Gibson | 19 | 258 | 13.6 | 76t | 3 |
| James Hundon | 10 | 112 | 11.2 | 17 | 1 |
| Marco Battaglia | 10 | 47 | 4.7 | 16 | 1 |
| Brandon Bennett | 8 | 153 | 19.1 | 55 | 0 |
| Willie Jackson | 7 | 165 | 23.6 | 47 | 0 |
| Stepfret Williams | 6 | 81 | 13.5 | 19t | 1 |
| Ki-Jana Carter | 6 | 25 | 4.2 | 8 | 0 |
| Steve Bush | 4 | 39 | 9.8 | 18 | 0 |
| Michael Blair | 1 | 7 | 7.0 | 7 | 0 |
| BENGALS | 307 | 3545 | 11.5 | 76t | 20 |
| OPPONENTS | 233 | 3350 | 14.4 | 73t | 23 |

| INTERCEPTIONS | NO | YDS | AVG | LG | TD |
|-----------------|----|-----|------|-----|----|
| Sam Shade | 3 | 33 | 11.0 | 32 | 0 |
| Artrell Hawkins | 3 | 21 | 7.0 | 12 | 0 |
| Ashley Ambrose | 2 | 0 | 0.0 | 0 | 0 |
| Corey Sawyer | 1 | 58 | 58.0 | 58t | 1 |
| Brian Simmons | 1 | 18 | 18.0 | 18 | 0 |
| Adrian Ross | 1 | 11 | 11.0 | 11 | 0 |
| John Copeland | 1 | 3 | 3.0 | 3 | 0 |
| Thomas Randolph | 1 | 0 | 0.0 | 0 | 0 |
| BENGALS | 13 | 144 | 11.1 | 58t | 1 |
| OPPONENTS | 12 | 206 | 17.2 | 56 | 1 |

| PUNTING | NO | YDS | AVG | NET | TB | IN-20 | LG | BLK. |
|---------------|----|------|------|------|----|-------|----|------|
| Lee Johnson | 69 | 3083 | 44.7 | 35.6 | 8 | 14 | 69 | 1 |
| Brad Costello | 10 | 495 | 49.5 | 32.7 | 3 | 0 | 73 | 1 |
| BENGALS | 81 | 3578 | 44.2 | 35.2 | 11 | 14 | 73 | 2 |
| OPPONENTS | 64 | 2850 | 44.5 | 39.6 | 4 | 29 | 72 | 0 |

| PUNT RETURNS | NO | FC | YDS | AVG | LG | TD |
|-------------------|----|----|-----|------|-----|----|
| Damon Gibson | 27 | 19 | 218 | 8.1 | 65t | 1 |
| Stepfret Williams | 2 | 3 | 16 | 8.0 | 10 | 0 |
| BENGALS | 29 | 22 | 234 | 8.1 | 65t | 1 |
| OPPONENTS | 36 | 15 | 503 | 14.0 | 87t | 1 |

| KICKOFF RETURNS | NO | YDS | AVG | LG | TD |
|-------------------|----|------|------|-----|----|
| Tremain Mack | 45 | 1165 | 25.9 | 97t | 1 |
| Damon Gibson | 17 | 372 | 21.9 | 30 | 0 |
| Eric Bieniemy | 5 | 87 | 17.4 | 22 | 0 |
| Brandon Bennett | 3 | 61 | 20.3 | 21 | 0 |
| Marco Battaglia | 1 | 5 | 5.0 | 5 | 0 |
| Stepfret Williams | 1 | 20 | 20.0 | 20 | 0 |
| BENGALS | 72 | 1710 | 23.8 | 97t | 1 |
| OPPONENTS | 46 | 1199 | 26.1 | 51 | 0 |

| FIELD GOALS | 1-19 | 20-29 | 30-39 | 40-49 | 50+ |
|--------------|------|-------|-------|-------|-----|
| Doug Pelfrey | 1-1 | 4-4 | 6-7 | 6-10 | 2-5 |
| BENGALS | 1-1 | 4-4 | 6-7 | 6-10 | 2-5 |
| OPPONENTS | 0-1 | 5-6 | 12-12 | 8-10 | 2-2 |

Doug Pelfrey: (—), (35N, 48B), (37G, 19G), (48G), (44G, 48G), (—), (53N, 51G), (25G, 23G, 52N), (50G), (37G), (40G, 34G), (42N, 30G), (—), (41G, 26G), (33G, 37G, 43G, 53N, 46N, 21G), (40N).

Opponents: (38G, 31G, 48G, 47N), (—), (30G, 35G), (46G), (40G, 40G), (35G, 38G, 42G), (28N, 22G, 48G, 48N), (33G, 37G), (39G), (32G), (34G, 23G), (23G, 47G), (20G, 52G, 46G, 34G), (50G), (22G), (18N).

USUAL STARTERS

| OFFENSE | DEFENSE |
|---------------------|----------------------|
| WR Carl Pickens | LDE Michael Bankston |
| LOT Kevin Sargent | NT Kim von Oelhoffen |
| LG Rich Braham | RDE Clyde Simmons |
| C Darrick Briz | LILB James Francis |
| RG Ken Blackman, | RILB Brian Simmons |
| Mike Goff | Takeo Spikes |
| ROT Willie Anderson | ROLB Reinard Wilson |
| TE Tony McGee | LCB Ashley Ambrose |
| WR Darnay Scott | RCB Artrell Hawkins |
| QB Neil O'Donnell | SS Sam Shade |
| HB Corey Dillon | FS Greg Myers |
| FB Brian Milne | |

| DEFENSE* | ST | AT | TT | SKS-YDS | INT-YDS | PD | FF | FR-YDS |
|--------------------|----|----|-----|----------|---------|----|----|--------|
| Takeo Spikes | 95 | 17 | 112 | 2-19 | 0-0 | 0 | 0 | 0-0 |
| Brian Simmons | 62 | 16 | 78 | 3-18 | 1-18 | 2 | 1 | 1-22 |
| Sam Shade | 60 | 18 | 78 | 1-8 | 3-33 | 6 | 0 | 2-55 |
| Artrell Hawkins | 65 | 5 | 70 | 1-9 | 3-21 | 17 | 2 | 1-25 |
| Michael Bankston | 49 | 21 | 70 | 4.5-19.5 | 0-0 | 1 | 0 | 1-5 |
| Greg Myers | 54 | 15 | 69 | 0-0 | 0-0 | 4 | 0 | 1-0 |
| Reinard Wilson | 46 | 17 | 63 | 6-39.5 | 0-0 | 1 | 2 | 0-0 |
| Myron Bell | 45 | 3 | 48 | 1-8 | 0-0 | 3 | 0 | 0-0 |
| Kimo von Oelhoffen | 36 | 9 | 45 | 0-0 | 0-0 | 3 | 0 | 0-0 |
| Ashley Ambrose | 36 | 4 | 40 | 0-0 | 2-0 | 15 | 0 | 0-0 |
| James Francis | 32 | 5 | 37 | 0-0 | 0-0 | 5 | 2 | 0-0 |
| Clyde Simmons | 28 | 2 | 30 | 5-37 | 0-0 | 2 | 1 | 0-0 |
| Jevon Langford | 17 | 7 | 24 | 0.5-5 | 0-0 | 0 | 0 | 0-0 |
| Tom Tumulty | 17 | 5 | 22 | 0.5-6 | 0-0 | 2 | 1 | 0-0 |
| Thomas Randolph | 19 | 1 | 20 | 0-0 | 1-0 | 7 | 0 | 0-0 |
| Adrian Ross | 12 | 2 | 14 | 0-0 | 1-11 | 4 | 0 | 0-0 |
| Steve Foley | 11 | 1 | 12 | 2-18 | 0-0 | 0 | 0 | 0-0 |
| Corey Sawyer | 9 | 1 | 10 | 0-0 | 1-58 | 3 | 0 | 0-0 |
| Billy Granville | 4 | 5 | 9 | 0-0 | 0-0 | 1 | 0 | 0-0 |
| Glen Steele | 6 | 1 | 7 | 0-0 | 0-0 | 0 | 0 | 0-0 |
| Mike Thompson | 3 | 4 | 7 | 0.5-6 | 0-0 | 0 | 0 | 0-0 |
| Andre Purvis | 4 | 2 | 6 | 1-6 | 0-0 | 0 | 0 | 0-0 |
| John Copeland | 5 | 0 | 5 | 0-0 | 1-3 | 1 | 0 | 0-0 |
| Kelvin Moore | 2 | 1 | 3 | 0-0 | 0-0 | 0 | 0 | 0-0 |
| Tremain Mack | 2 | 0 | 2 | 0-0 | 0-0 | 0 | 0 | 0-0 |
| Canute Curtis | 1 | 1 | 2 | 0-0 | 0-0 | 0 | 0 | 0-0 |

| SPECIAL TEAMS* | ST | AT | TT | FF | FR-YDS | BP | BFG | BXP |
|--------------------------|----|----|----|----|--------|----|-----|-----|
| Billy Granville..... | 10 | 2 | 12 | 1 | 1-0 | 0 | 0 | 0 |
| Eric Bieniemy | 10 | 0 | 10 | 0 | 0-0 | 0 | 0 | 0 |
| Greg Myers | 7 | 2 | 9 | 0 | 0-0 | 0 | 0 | 0 |
| Marco Battaglia | 6 | 2 | 8 | 0 | 0-0 | 0 | 0 | 0 |
| Adrian Ross..... | 7 | 0 | 7 | 0 | 0-0 | 0 | 0 | 0 |
| Sam Shade | 6 | 1 | 7 | 0 | 0-0 | 0 | 0 | 0 |
| Thomas Randolph | 5 | 0 | 5 | 0 | 0-0 | 0 | 0 | 0 |
| Brian Simmons | 5 | 0 | 5 | 0 | 0-0 | 0 | 0 | 0 |
| Steve Foley | 3 | 0 | 3 | 1 | 0-0 | 0 | 0 | 0 |
| Damon Gibson | 3 | 0 | 3 | 0 | 0-0 | 0 | 0 | 0 |
| Jimmy Sprotte | 3 | 0 | 3 | 0 | 0-0 | 0 | 0 | 0 |
| Steve Bush | 2 | 0 | 2 | 0 | 0-0 | 0 | 0 | 0 |
| Canute Curtis | 2 | 0 | 2 | 0 | 0-0 | 0 | 0 | 0 |
| Tremain Mack..... | 2 | 0 | 2 | 0 | 0-0 | 0 | 0 | 0 |
| Takeo Spikes..... | 2 | 0 | 2 | 0 | 0-0 | 0 | 0 | 0 |
| Myron Bell | 1 | 0 | 1 | 0 | 0-0 | 0 | 0 | 0 |
| Roosevelt Blackmon | 1 | 0 | 1 | 0 | 0-0 | 0 | 0 | 0 |
| Brad Costello | 1 | 0 | 1 | 0 | 0-0 | 0 | 0 | 0 |
| Corey Dillon..... | 1 | 0 | 1 | 0 | 0-0 | 0 | 0 | 0 |
| Artrell Hawkins | 1 | 0 | 1 | 0 | 0-0 | 0 | 0 | 0 |
| Lee Johnson..... | 1 | 0 | 1 | 0 | 0-0 | 0 | 0 | 0 |
| Tony McGee..... | 1 | 0 | 1 | 0 | 0-0 | 0 | 0 | 0 |
| Brian Milne..... | 1 | 0 | 1 | 0 | 0-0 | 0 | 0 | 0 |
| Greg Truitt..... | 1 | 0 | 1 | 0 | 0-0 | 0 | 0 | 0 |
| Tom Tumulty..... | 0 | 1 | 1 | 0 | 0-0 | 0 | 0 | 0 |

1999 STATISTICS

RECORD: 4-12-0

HEAD COACH: BRUCE COSLET

| DATE | W-L | SCORE | OPPONENT | ATTENDANCE |
|----------|-----|-------|-----------------|------------|
| 9-12-99 | L | 35-36 | at Tennessee | 65,272 |
| 9-19-99 | L | 7-34 | SAN DIEGO | 47,660 |
| 9-26-99 | L | 3-27 | at Carolina | 61,269 |
| 10-3-99 | L | 10-38 | ST. LOUIS | 45,481 |
| 10-10-99 | W | 18-17 | at Cleveland | 73,048 |
| 10-17-99 | L | 3-17 | PITTSBURGH | 59,669 |
| 10-24-99 | L | 10-31 | at Indianapolis | 55,996 |
| 10-31-99 | L | 10-41 | JACKSONVILLE | 49,138 |
| 11-7-99 | L | 20-37 | at Seattle | 66,303 |
| 11-14-99 | L | 14-24 | TENNESSEE | 46,017 |
| 11-21-99 | L | 31-34 | BALTIMORE | 43,279 |
| 11-28-99 | W | 27-20 | at Pittsburgh | 50,907 |
| 12-5-99 | W | 44-30 | SAN FRANCISCO | 53,463 |
| 12-12-99 | W | 44-28 | CLEVELAND | 59,972 |
| 12-19-99 | | | — BYE — | |
| 12-26-99 | L | 0-22 | at Baltimore | 68,036 |
| 1-2-00 | L | 7-24 | at Jacksonville | 70,532 |

| TEAM STATISTICS | BENGALS | OPPONENTS |
|--------------------|----------|-----------|
| TOTAL FIRST DOWNS | 293 | 316 |
| Rushing | 111 | 99 |
| Passing | 161 | 189 |
| Penalty | 21 | 28 |
| 3rd Down: Made-Att | 93-235 | 85-209 |
| 3rd Down Pct. | 39.6 | 40.7 |
| 4th Down: Made-Att | 7-23 | 5-13 |
| 4th Down Pct. | 30.4 | 38.5 |
| POSSESSION AVG. | 29:59 | 30:01 |
| TOTAL NET YARDS | 5277 | 5497 |
| Avg. Per Game | 329.8 | 343.6 |
| Total Plays | 1039 | 1011 |
| Avg. Per Play | 5.1 | 5.4 |
| NET YARDS RUSHING | 2051 | 1699 |
| Avg. Per Game | 128.2 | 106.2 |
| Total Rushes | 442 | 454 |
| NET YARDS PASSING | 3226 | 3798 |
| Avg. Per Game | 201.6 | 237.4 |
| Sacked-Yards Lost | 49-278 | 35-229 |
| Gross Yards | 3504 | 4027 |
| Att.-Completions | 548-300 | 522-312 |
| Completion Pct. | 54.7 | 59.8 |
| Had Intercepted | 18 | 12 |
| PUNTS-AVG. | 84-38.3 | 71-44.2 |
| Net Punting Avg. | 84-31.2 | 71-36.1 |
| PENALTY-YARDS | 126-1027 | 105-835 |
| FUMBLES-BALLS LOST | 34-14 | 27-15 |
| TOUCHDOWNS | 33 | 53 |
| Rushing | 11 | 22 |
| Passing | 18 | 28 |
| Returns | 4 | 3 |

| SCORE BY PERIODS | 1 | 2 | 3 | 4 | OT | PTS |
|------------------|-----|-----|----|----|----|-----|
| BENGALS | 91 | 70 | 58 | 64 | 0 | 283 |
| OPPONENTS | 124 | 166 | 92 | 78 | 0 | 460 |

| SCORING | TD | TD-R | TD-P | TD-Rt | K-PAT | FG | S | PTS |
|---|----|------|------|-------|-------|-------|---|-----|
| Doug Pelfrey | 0 | 0 | 0 | 0 | 27-27 | 18-27 | 0 | 81 |
| Darnay Scott | 7 | 0 | 7 | 0 | — | — | 0 | 42 |
| Corey Dillon | 6 | 5 | 1 | 0 | — | — | 0 | 36 |
| Carl Pickens | 6 | 0 | 6 | 0 | — | — | 0 | 36 |
| Willie Jackson | 2 | 0 | 2 | 0 | — | — | 0 | 14 |
| Jeff Blake | 2 | 2 | 0 | 0 | — | — | 0 | 12 |
| Tony McGee | 2 | 0 | 2 | 0 | — | — | 0 | 12 |
| Craig Yeast | 2 | 0 | 0 | 2 | — | — | 0 | 12 |
| Ki-Jana Carter | 1 | 1 | 0 | 0 | — | — | 0 | 6 |
| Clif Groce | 1 | 1 | 0 | 0 | — | — | 0 | 6 |
| Rodney Heath | 1 | 0 | 0 | 1 | — | — | 0 | 6 |
| Tremain Mack | 1 | 0 | 0 | 1 | — | — | 0 | 6 |
| Sedrick Shaw | 1 | 1 | 0 | 0 | — | — | 0 | 6 |
| Akili Smith | 1 | 1 | 0 | 0 | — | — | 0 | 6 |
| Brian Milne | 0 | 0 | 0 | 0 | — | — | 0 | 2 |
| BENGALS | 33 | 11 | 18 | 4 | 27-27 | 18-27 | 0 | 283 |
| OPPONENTS | 53 | 22 | 28 | 3 | 49-50 | 29-32 | 1 | 460 |
| Two-point conversions: Willie Jackson, Brian Milne. | | | | | | | | |
| BENGALS 2-6, OPPONENTS 2-3. | | | | | | | | |

| PASSING | ATT | CMP | YDS | CMP% | YDS/ATT | TD | TD% | INT | INT% | LG | SKD-YDS | RAT |
|-----------------|-----|-----|------|-------|---------|----|-----|-----|------|-----|---------|------|
| Jeff Blake | 389 | 215 | 2670 | 55.3 | 6.86 | 16 | 4.1 | 12 | 3.1 | 76t | 30-168 | 77.6 |
| Akili Smith | 153 | 80 | 805 | 52.3 | 5.26 | 2 | 1.3 | 6 | 3.9 | 39 | 19-110 | 55.6 |
| Scott Covington | 5 | 4 | 23 | 80.0 | 4.60 | 0 | 0.0 | 0 | 0.0 | 8 | 0-0 | 85.8 |
| Carl Pickens | 1 | 1 | 6 | 100.0 | 6.00 | 0 | 0.0 | 0 | 0.0 | 6 | 0-0 | 91.7 |
| BENGALS | 548 | 300 | 3504 | 54.7 | 6.39 | 18 | 3.3 | 18 | 3.3 | 76t | 49-278 | 71.6 |
| OPPONENTS | 522 | 312 | 4027 | 59.8 | 7.71 | 28 | 5.4 | 12 | 2.3 | 73 | 35-229 | 92.3 |

| RUSHING | ATT | YDS | AVG | LG | TD |
|------------------|-----|------|------|-----|----|
| Corey Dillon | 263 | 1200 | 4.6 | 50 | 5 |
| Jeff Blake | 63 | 332 | 5.3 | 16 | 2 |
| Michael Basnight | 62 | 308 | 5.0 | 46 | 0 |
| Akili Smith | 19 | 114 | 6.0 | 24 | 1 |
| Brian Milne | 3 | 30 | 10.0 | 26 | 0 |
| Nick Luchey | 10 | 30 | 3.0 | 8 | 0 |
| Clif Groce | 8 | 22 | 2.8 | 8 | 1 |
| Sedrick Shaw | 4 | 20 | 5.0 | 10 | 1 |
| Ki-Jana Carter | 6 | 15 | 2.5 | 8 | 1 |
| Scott Covington | 2 | -4 | -2.0 | -2 | 0 |
| Craig Yeast | 2 | -16 | -8.0 | -3 | 0 |
| BENGALS | 442 | 2051 | 4.6 | 50 | 11 |
| OPPONENTS | 454 | 1699 | 3.7 | 67t | 22 |

| RECEIVING | REC | YDS | AVG | LG | TD |
|------------------|-----|------|------|-----|----|
| Darnay Scott | 68 | 1022 | 15.0 | 76t | 7 |
| Carl Pickens | 57 | 737 | 12.9 | 75t | 6 |
| Willie Jackson | 31 | 369 | 11.9 | 29 | 2 |
| Corey Dillon | 31 | 290 | 9.4 | 23 | 1 |
| Tony McGee | 26 | 344 | 13.2 | 35 | 2 |
| Clif Groce | 25 | 154 | 6.2 | 14 | 0 |
| Michael Basnight | 16 | 172 | 10.8 | 47 | 0 |
| Marco Battaglia | 14 | 153 | 10.9 | 30 | 0 |
| Damon Griffin | 12 | 112 | 9.3 | 20 | 0 |
| Nick Luchey | 10 | 96 | 9.6 | 19 | 0 |
| Ki-Jana Carter | 3 | 24 | 8.0 | 11 | 0 |
| Craig Yeast | 3 | 20 | 6.7 | 8 | 0 |
| Sedrick Shaw | 1 | -4 | -4.0 | -4 | 0 |
| Akili Smith | 1 | 6 | 6.0 | 6 | 0 |
| James Hundon | 1 | 5 | 5.0 | 5 | 0 |
| Steve Bush | 1 | 4 | 4.0 | 4 | 0 |
| BENGALS | 300 | 3504 | 11.7 | 76t | 18 |
| OPPONENTS | 312 | 4027 | 12.9 | 73 | 28 |

| INTERCEPTIONS | NO | YDS | AVG | LG | TD |
|--------------------|----|-----|------|-----|----|
| Rodney Heath | 3 | 72 | 24.0 | 58t | 1 |
| John Copeland | 2 | 16 | 8.0 | 12 | 0 |
| Takeo Spikes | 2 | 7 | 3.5 | 7 | 0 |
| Myron Bell | 1 | 5 | 5.0 | 5 | 0 |
| Roosevelt Blackmon | 1 | 0 | 0.0 | 0 | 0 |
| Tom Carter | 1 | 0 | 0.0 | 0 | 0 |
| Cory Hall | 1 | 0 | 0.0 | 0 | 0 |
| Greg Myers | 1 | 0 | 0.0 | 0 | 0 |
| BENGALS | 12 | 100 | 8.3 | 58t | 1 |
| OPPONENTS | 18 | 305 | 16.9 | 44 | 1 |

| PUNTING | NO | YDS | AVG | NET | TB | IN-20 | LG | BLK. |
|---------------|----|------|------|------|----|-------|----|------|
| Will Brice | 60 | 2475 | 41.3 | 32.1 | 4 | 12 | 72 | 2 |
| Brad Costello | 22 | 744 | 33.8 | 28.7 | 1 | 1 | 44 | 0 |
| BENGALS | 84 | 3219 | 38.3 | 31.2 | 5 | 13 | 72 | 2 |
| OPPONENTS | 71 | 3136 | 44.2 | 36.1 | 8 | 25 | 70 | 0 |

| PUNT RETURNS | NO | FC | YDS | AVG | LG | TD |
|----------------|----|----|-----|------|-----|----|
| Damon Griffin | 23 | 3 | 195 | 8.5 | 34 | 0 |
| Craig Yeast | 10 | 6 | 209 | 20.9 | 86t | 2 |
| Willie Jackson | 2 | 1 | 6 | 3.0 | 8 | 0 |
| BENGALS | 35 | 10 | 410 | 11.7 | 86t | 2 |
| OPPONENTS | 45 | 13 | 498 | 11.1 | 84t | 1 |

| KICKOFF RETURNS | NO | YDS | AVG | LG | TD |
|-----------------|----|------|------|-----|----|
| Tremain Mack | 51 | 1382 | 27.1 | 99t | 1 |
| Damon Griffin | 15 | 296 | 19.7 | 42 | 0 |
| Nick Luchey | 8 | 109 | 13.6 | 24 | 0 |
| Willie Jackson | 6 | 179 | 29.8 | 46 | 0 |
| Craig Yeast | 3 | 50 | 16.7 | 22 | 0 |
| Corey Dillon | 1 | 4 | 4.0 | 4 | 0 |
| BENGALS | 84 | 2020 | 24.0 | 99t | 1 |
| OPPONENTS | 57 | 1068 | 18.7 | 39 | 0 |

| FIELD GOALS | 1-19 | 20-29 | 30-39 | 40-49 | 50+ |
|---|------|-------|-------|-------|-----|
| Doug Pelfrey | 1-1 | 9-11 | 7-12 | 0-2 | 1-1 |
| BENGALS | 1-1 | 9-11 | 7-12 | 0-2 | 1-1 |
| OPPONENTS | 3-3 | 11-12 | 6-8 | 7-7 | 2-2 |
| Doug Pelfrey: (33G, 38G), (—), (47N, 37N, 30N, 39G), (36G, 33N), (27G, 26G), (37G, 41N), (32G), (29G), (50G, 34G), (32N), (39B, 19G), (29G, 29G, 25N), (29G, 24G, 27G), (28G), (20B), (—). | | | | | |
| Opponents: (50G, 33G), (27G, 23G, 21G, 42G), (48G, 21G), (19G), (33G), (43G), (22G, 37B), (43G, 21G), (29G, 45G, 35G), (26G), (25G, 50G), (35G, 33G), (47G), (—), (24G, 48G, 19G, 30G, 19G), (34N, 27G, 28N). | | | | | |

USUAL STARTERS

| OFFENSE | | DEFENSE | |
|---------|-----------------|---------|------------------|
| WR | Carl Pickens | LDE | John Copeland |
| LOT | Rod Jones | NT | Oliver Gibson |
| LG | Matt O'Dwyer | RDE | Michael Bankston |
| C | Rich Braham | | Jevon Langford |
| RG | Jay Leeuwenburg | LOLB | Steve Foley |
| | Brian DeMarco | LILB | Brian Simmons |
| ROT | Willie Anderson | RILB | Takeo Spikes |
| TE | Tony McGee | ROLB | Adrian Ross |
| WR | Darnay Scott | LCB | Rodney Heath |
| QB | Jeff Blake | RCB | Artrell Hawkins |
| HB | Corey Dillon | SS | Myron Bell |
| FB | Clif Groce | FS | Cory Hall |

| DEFENSE* | ST | AT | TT | SKS-YDS | INT-YDS | PD | FF | FR-YDS |
|--------------------|----|----|-----|---------|---------|----|----|--------|
| Brian Simmons | 90 | 21 | 111 | 3-20 | 0-0 | 5 | 0 | 1-0 |
| Takeo Spikes | 82 | 23 | 105 | 3-14 | 2-7 | 6 | 4 | 4-0 |
| Myron Bell | 54 | 19 | 73 | 2-14.5 | 1-5 | 3 | 0 | 0-0 |
| Artrell Hawkins | 61 | 7 | 68 | 0-0 | 0-0 | 16 | 2 | 1-0 |
| Michael Bankston | 39 | 17 | 56 | 6-30 | 0-0 | 1 | 0 | 0-0 |
| Cory Hall | 36 | 13 | 49 | 0-0 | 1-0 | 3 | 0 | 0-0 |
| Rodney Heath | 43 | 3 | 46 | 0-0 | 3-72 | 18 | 2 | 1-(-4) |
| Oliver Gibson | 31 | 10 | 41 | 4.5-31 | 0-0 | 1 | 0 | 1-0 |
| John Copeland | 31 | 7 | 38 | 4-22.5 | 2-16 | 3 | 2 | 0-0 |
| Steve Foley | 34 | 3 | 37 | 3.5-28 | 0-0 | 2 | 1 | 2-0 |
| Greg Myers | 33 | 4 | 37 | 0-0 | 1-0 | 5 | 1 | 1-21 |
| Kimo von Oelhoffen | 24 | 2 | 26 | 4-30 | 0-0 | 0 | 1 | 1-0 |
| Ty Howard | 25 | 0 | 25 | 0-0 | 0-0 | 4 | 0 | 0-0 |
| Jevon Langford | 19 | 6 | 25 | 0-0 | 0-0 | 1 | 0 | 0-0 |
| Reinard Wilson | 14 | 6 | 20 | 3-24 | 0-0 | 0 | 1 | 0-0 |
| Adrian Ross | 15 | 3 | 18 | 1-7 | 0-0 | 1 | 1 | 0-0 |
| Roosevelt Blackmon | 13 | 5 | 18 | 0-0 | 1-0 | 4 | 0 | 0-0 |
| Rico Clark | 13 | 2 | 15 | 0-0 | 0-0 | 5 | 0 | 0-0 |
| Glen Steele | 13 | 1 | 14 | 0-0 | 0-0 | 0 | 0 | 0-0 |
| Tremain Mack | 9 | 2 | 11 | 0-0 | 0-0 | 1 | 0 | 0-0 |
| Tom Carter | 8 | 0 | 8 | 0-0 | 1-0 | 1 | 0 | 0-0 |
| Lawrence Wright | 4 | 4 | 8 | 0-0 | 0-0 | 0 | 0 | 0-0 |
| Canute Curtis | 6 | 1 | 7 | 1-8 | 0-0 | 0 | 0 | 0-0 |
| Charles Fisher | 1 | 1 | 2 | 0-0 | 0-0 | 0 | 0 | 0-0 |
| Andre Purvis | 1 | 1 | 2 | 0-0 | 0-0 | 0 | 0 | 0-0 |
| Billy Granville | 1 | 0 | 1 | 0-0 | 0-0 | 0 | 0 | 0-0 |

| SPECIAL TEAMS* | ST | AT | TT | FF | FR-YDS | BP | BFG | BXP |
|------------------------|----|----|----|----|--------|----|-----|-----|
| Lawrence Wright | 14 | 1 | 15 | 0 | 1-0 | 0 | 0 | 0 |
| Canute Curtis | 7 | 3 | 10 | 0 | 0-0 | 0 | 0 | 0 |
| Billy Granville..... | 6 | 4 | 10 | 0 | 0-0 | 0 | 0 | 0 |
| Cory Hall | 6 | 0 | 6 | 0 | 1-0 | 0 | 0 | 0 |
| Reinard Wilson | 5 | 1 | 6 | 0 | 0-0 | 0 | 0 | 0 |
| Steve Foley | 5 | 0 | 5 | 0 | 0-0 | 0 | 0 | 0 |
| Damon Griffin | 5 | 0 | 5 | 0 | 0-0 | 0 | 0 | 0 |
| Tremain Mack | 5 | 0 | 5 | 0 | 0-0 | 0 | 1 | 0 |
| Greg Myers | 4 | 1 | 5 | 0 | 0-0 | 0 | 0 | 0 |
| Adrian Ross | 4 | 1 | 5 | 0 | 0-0 | 0 | 0 | 0 |
| Brian Simmons | 3 | 2 | 5 | 0 | 0-0 | 0 | 0 | 0 |
| Michael Basnight | 3 | 1 | 4 | 1 | 0-0 | 0 | 0 | 0 |
| Will Brice | 3 | 0 | 3 | 0 | 0-0 | 0 | 0 | 0 |
| Rico Clark | 3 | 0 | 3 | 0 | 0-0 | 0 | 0 | 0 |
| Brad Costello | 3 | 0 | 3 | 0 | 0-0 | 0 | 0 | 0 |
| Takeo Spikes | 3 | 0 | 3 | 0 | 0-0 | 0 | 0 | 0 |
| Rodney Heath | 2 | 1 | 3 | 0 | 1-0 | 0 | 0 | 0 |
| Ty Howard | 2 | 1 | 3 | 0 | 0-0 | 0 | 0 | 0 |
| James Hundon | 2 | 0 | 2 | 0 | 0-0 | 0 | 0 | 0 |
| Tony McGee..... | 2 | 0 | 2 | 0 | 0-0 | 0 | 0 | 0 |
| Ben Peterson..... | 2 | 0 | 2 | 0 | 0-0 | 0 | 0 | 0 |
| Myron Bell | 1 | 0 | 1 | 0 | 0-0 | 0 | 0 | 0 |
| Brian Milne | 1 | 0 | 1 | 0 | 0-0 | 0 | 0 | 0 |
| Doug Pelfrey | 1 | 0 | 1 | 0 | 0-0 | 0 | 0 | 0 |
| Jimmy Sorrite | 1 | 0 | 1 | 0 | 0-0 | 0 | 0 | 0 |

2000 STATISTICS

RECORD: 4-12-0

HEAD COACH: BRUCE COSLET (GAMES 1-3; RECORD 0-3),
DICK LeBEAU (GAMES 4-16; RECORD 4-9)

| DATE | W-L | SCORE | OPPONENT | ATTENDANCE |
|----------|-----|-------|-----------------|------------|
| 9-3-00 | | | — BYE — | |
| 9-10-00 | L | 7-24 | CLEVELAND | 64,006 |
| 9-17-00 | L | 0-13 | at Jacksonville | 45,653 |
| 9-24-00 | L | 0-37 | at Baltimore | 68,481 |
| 10-1-00 | L | 16-31 | MIAMI | 61,535 |
| 10-8-00 | L | 14-23 | TENNESSEE | 63,406 |
| 10-15-00 | L | 0-15 | at Pittsburgh | 54,328 |
| 10-22-00 | W | 31-21 | DENVER | 61,603 |
| 10-29-00 | W | 12-3 | at Cleveland | 73,118 |
| 11-5-00 | L | 7-27 | BALTIMORE | 54,759 |
| 11-12-00 | L | 6-23 | at Dallas | 62,170 |
| 11-19-00 | L | 13-16 | at New England | 60,292 |
| 11-26-00 | L | 28-48 | PITTSBURGH | 63,925 |
| 12-3-00 | W | 24-13 | ARIZONA | 50,289 |
| 12-10-00 | L | 3-35 | at Tennessee | 68,498 |
| 12-17-00 | W | 17-14 | JACKSONVILLE | 50,469 |
| 12-24-00 | L | 7-16 | at Philadelphia | 64,902 |

| TEAM STATISTICS | BENGALS | OPPONENTS |
|--------------------|---------|-----------|
| TOTAL FIRST DOWNS | 254 | 307 |
| Rushing | 119 | 101 |
| Passing | 109 | 182 |
| Penalty | 26 | 24 |
| 3rd Down: Made-Att | 77-227 | 102-239 |
| 3rd Down Pct. | 33.9 | 42.7 |
| 4th Down: Made-Att | 10-25 | 4-13 |
| 4th Down Pct. | 40.0 | 30.8 |
| POSSESSION AVG. | 27:13 | 32:47 |
| TOTAL NET YARDS | 4260 | 5487 |
| Avg. Per Game | 266.3 | 342.9 |
| Total Plays | 1001 | 1068 |
| Avg. Per Play | 4.3 | 5.1 |
| NET YARDS RUSHING | 2314 | 1925 |
| Avg. Per Game | 144.6 | 120.3 |
| Total Rushes | 495 | 504 |
| NET YARDS PASSING | 1946 | 3562 |
| Avg. Per Game | 121.6 | 222.6 |
| Sacked-Yards Lost | 52-273 | 26-168 |
| Gross Yards | 2219 | 3730 |
| Att.-Completions | 454-207 | 538-318 |
| Completion Pct. | 45.6 | 59.1 |
| Had Intercepted | 14 | 9 |
| PUNTS-AVG. | 94-40.2 | 80-41.7 |
| Punting Avg. | 33.1 | 35.5 |
| PENALTIES-YARDS | 99-878 | 115-924 |
| FUMBLES-BALLS LOST | 37-21 | 22-12 |
| TOUCHDOWNS | 21 | 40 |
| Rushing | 13 | 12 |
| Passing | 6 | 26 |
| Returns | 2 | 2 |

| SCORE BY PERIODS | 1 | 2 | 3 | 4 | OT | PTS |
|------------------|----|-----|----|----|----|-----|
| BENGALS | 24 | 74 | 41 | 46 | 0 | 185 |
| OPPONENTS | 92 | 106 | 91 | 70 | 0 | 359 |

| SCORING | TD | TD-R | TD-P | TD-Rt | K-PAT | FG | S | PTS |
|-----------------|----|------|------|-------|-------|-------|---|-----|
| Neil Rackers | 0 | 0 | 0 | 0 | 21-21 | 12-21 | 0 | 57 |
| Corey Dillon | 7 | 7 | 0 | 0 | — | — | 0 | 42 |
| Peter Warrick | 7 | 2 | 4 | 1 | — | — | 0 | 42 |
| Brandon Bennett | 3 | 3 | 0 | 0 | — | — | 0 | 18 |
| Ron Dugans | 1 | 0 | 1 | 0 | — | — | 0 | 6 |
| Tony McGee | 1 | 0 | 1 | 0 | — | — | 0 | 6 |
| Scott Mitchell | 1 | 1 | 0 | 0 | — | — | 0 | 6 |
| Darryl Williams | 1 | 0 | 0 | 1 | — | — | 0 | 6 |
| (team) | — | — | — | — | — | — | 1 | 2 |
| BENGALS | 21 | 13 | 6 | 2 | 21-21 | 12-21 | 1 | 185 |
| OPPONENTS | 40 | 12 | 26 | 2 | 39-40 | 26-36 | 1 | 359 |

Two-point conversions: None. BENGALS 0-0, OPPONENTS 0-0.

| PASSING | ATT | CMP | YDS | CMP% | YDS/ATT | TD | TD% | INT | INT% | LG | SKD-YDS | RAT |
|----------------|-----|-----|------|------|---------|----|-----|-----|------|----|---------|------|
| Akili Smith | 267 | 118 | 1253 | 44.2 | 4.69 | 3 | 1.1 | 6 | 2.2 | 46 | 36-191 | 52.8 |
| Scott Mitchell | 187 | 89 | 966 | 47.6 | 5.17 | 3 | 1.6 | 8 | 4.3 | 38 | 16-82 | 50.8 |
| BENGALS | 454 | 207 | 2219 | 45.6 | 4.89 | 6 | 1.3 | 14 | 3.1 | 46 | 52-273 | 52.0 |
| OPPONENTS | 538 | 318 | 3730 | 59.1 | 6.93 | 26 | 4.8 | 9 | 1.7 | 77 | 26-168 | 89.4 |

| RUSHING | ATT | YDS | AVG | LG | TD |
|-----------------|-----|------|------|----|----|
| Corey Dillon | 315 | 1435 | 4.6 | 80 | 7 |
| Brandon Bennett | 90 | 324 | 3.6 | 37 | 3 |
| Akili Smith | 41 | 232 | 5.7 | 21 | 0 |
| Peter Warrick | 16 | 148 | 9.3 | 77 | 2 |
| Scott Mitchell | 10 | 61 | 6.1 | 12 | 1 |
| Nick Luchey | 10 | 54 | 5.4 | 13 | 0 |
| Curtis Keaton | 6 | 24 | 4.0 | 8 | 0 |
| Daniel Pope | 2 | 22 | 11.0 | 22 | 0 |
| Craig Yeast | 1 | 15 | 15.0 | 15 | 0 |
| Cliff Groce | 3 | 4 | 1.3 | 5 | 0 |
| Neil Rackers | 1 | -5 | -5.0 | -5 | 0 |
| BENGALS | 495 | 2314 | 4.7 | 80 | 13 |
| OPPONENTS | 504 | 1925 | 3.8 | 30 | 12 |

| RECEIVING | REC | YDS | AVG | LG | TD |
|-----------------|-----|------|------|----|----|
| Peter Warrick | 51 | 592 | 11.6 | 46 | 4 |
| Tony McGee | 26 | 309 | 11.9 | 39 | 1 |
| Craig Yeast | 24 | 301 | 12.5 | 27 | 0 |
| Danny Farmer | 19 | 268 | 14.1 | 38 | 0 |
| Brandon Bennett | 19 | 168 | 8.8 | 25 | 0 |
| Corey Dillon | 18 | 158 | 8.8 | 31 | 0 |
| Ron Dugans | 14 | 125 | 8.9 | 17 | 1 |
| Marco Battaglia | 13 | 105 | 8.1 | 15 | 0 |
| Cliff Groce | 11 | 45 | 4.1 | 14 | 0 |
| Nick Luchey | 7 | 84 | 12.0 | 20 | 0 |
| Steve Bush | 3 | 39 | 13.0 | 18 | 0 |
| Damon Griffin | 2 | 25 | 12.5 | 16 | 0 |
| BENGALS | 207 | 2219 | 10.7 | 46 | 6 |
| OPPONENTS | 318 | 3730 | 11.7 | 77 | 26 |

| INTERCEPTIONS | NO | YDS | AVG | LG | TD |
|-----------------|----|-----|------|----|----|
| Tom Carter | 2 | 40 | 20.0 | 30 | 0 |
| Takeo Spikes | 2 | 12 | 6.0 | 7 | 0 |
| Darryl Williams | 1 | 36 | 36.0 | 36 | 1 |
| Cory Hall | 1 | 12 | 12.0 | 12 | 0 |
| Chris Carter | 1 | 6 | 6.0 | 6 | 0 |
| Steve Foley | 1 | 1 | 1.0 | 1 | 0 |
| Robert Bean | 1 | 0 | 0.0 | 0 | 0 |
| BENGALS | 9 | 107 | 11.9 | 36 | 1 |
| OPPONENTS | 14 | 138 | 9.9 | 39 | 0 |

| PUNTING | NO | YDS | AVG | NET | TB | IN-20 | LG | BLK. |
|-------------|----|------|------|------|----|-------|----|------|
| Daniel Pope | 94 | 3775 | 40.2 | 33.1 | 14 | 18 | 57 | 0 |
| BENGALS | 94 | 3775 | 40.2 | 33.1 | 14 | 18 | 57 | 0 |
| OPPONENTS | 80 | 3338 | 41.7 | 35.5 | 7 | 30 | 70 | 0 |

| PUNT RETURNS | NO | FC | YDS | AVG | LG | TD |
|---------------|----|----|-----|------|----|----|
| Craig Yeast | 34 | 14 | 225 | 6.6 | 27 | 0 |
| Peter Warrick | 7 | 1 | 123 | 17.6 | 82 | 1 |
| Damon Griffin | 1 | 0 | 9 | 9.0 | 9 | 0 |
| BENGALS | 42 | 15 | 357 | 8.5 | 82 | 1 |
| OPPONENTS | 40 | 17 | 387 | 9.7 | 39 | 0 |

| KICKOFF RETURNS | NO | YDS | AVG | LG | TD |
|-----------------|----|------|------|----|----|
| Tremain Mack | 50 | 1036 | 20.7 | 50 | 0 |
| Damon Griffin | 8 | 129 | 16.1 | 29 | 0 |
| Craig Yeast | 7 | 106 | 15.1 | 29 | 0 |
| Curtis Keaton | 6 | 100 | 16.7 | 25 | 0 |
| Steve Bush | 3 | 18 | 6.0 | 8 | 0 |
| Nick Luchey | 2 | 12 | 6.0 | 12 | 0 |
| Rodney Heath | 1 | 22 | 22.0 | 22 | 0 |
| Marco Battaglia | 0 | 0 | — | — | 0 |
| BENGALS | 77 | 1423 | 18.5 | 50 | 0 |
| OPPONENTS | 42 | 898 | 21.4 | 37 | 0 |

| FIELD GOALS | 1-19 | 20-29 | 30-39 | 40-49 | 50+ |
|--------------|------|-------|-------|-------|-----|
| Neil Rackers | 0-0 | 5-5 | 5-9 | 2-7 | 0-0 |
| BENGALS | 0-0 | 5-5 | 5-9 | 2-7 | 0-0 |
| OPPONENTS | 3-3 | 5-6 | 12-16 | 6-10 | 0-1 |

Opponents: (30G), (30G, 33N, 19G), (30G, 37G, 19G), (40G), (22G, 41G, 33N, 34G), (36G, 28G), (48N, 48N), (18G), (38G, 32G), (39N, 44N, 43G, 35G, 42G, 51N), (38G, 21G, 22G), (44G, 28G), (31N), (—), (28N), (32G, 45G, 41N, 33G).

USUAL STARTERS

| OFFENSE | DEFENSE |
|---------------------|-----------------------|
| WR Craig Yeast | LDE Vaughn Booker, |
| LOT Rod Jones | Michael Bankston |
| LG Matt O'Dwyer, | LDT Oliver Gibson |
| Scott Rehberg | RDT John Copeland |
| C Rich Braham, | RDE Michael Bankston, |
| Brock Gutierrez | John Copeland |
| RG Mike Goff | LLB Steve Foley |
| ROT Willie Anderson | MLB Armegis Spearman |
| TE Tony McGee | RCB Takeo Spikes |
| WR Peter Warrick | LCB Tom Carter |
| QB Akili Smith, | RCB Rodney Heath |
| Scott Mitchell | Artrell Hawkins |
| HB Corey Dillon | SS Chris Carter, |
| FB Cliff Groce, | Cory Hall |
| M. Battaglia (TE), | Darryl Williams |
| Nick Luchey | |

| DEFENSE* | ST | AT | TT | SKS-YDS | INT-YDS | PD | FF | FR-YDS |
|------------------|-----|----|-----|---------|---------|----|----|--------|
| Takeo Spikes | 109 | 19 | 128 | 2-16 | 2-12 | 4 | 0 | 3-0 |
| Darryl Williams | 80 | 21 | 101 | 0-0 | 1-36 | 5 | 3 | 0-0 |
| Armegis Spearman | 46 | 24 | 70 | 1-12 | 0-0 | 4 | 0 | 0-0 |
| Michael Bankston | 50 | 14 | 64 | 0-0 | 0-0 | 2 | 0 | 0-0 |
| Chris Carter | 49 | 11 | 60 | 1-9 | 1-6 | 2 | 2 | 1-0 |
| Oliver Gibson | 42 | 10 | 52 | 4-17 | 0-0 | 1 | 0 | 0-0 |
| Artrell Hawkins | 43 | 4 | 47 | 0-0 | 0-0 | 9 | 1 | 1-12 |
| Rodney Heath | 40 | 4 | 44 | 0-0 | 0-0 | 12 | 0 | 1-0 |
| Tom Carter | 36 | 7 | 43 | 0-0 | 2-40 | 11 | 0 | 0-0 |
| Steve Foley | 34 | 9 | 43 | 4-16 | 1-1 | 8 | 2 | 1-0 |
| Cory Hall | 36 | 5 | 41 | 4-32 | 1-12 | 2 | 0 | 0-0 |
| John Copeland | 32 | 7 | 39 | 1-8 | 0-0 | 1 | 0 | 1-4 |
| Adrian Ross | 31 | 2 | 33 | 1-6 | 0-0 | 3 | 0 | 0-0 |
| Jevon Langford | 19 | 3 | 22 | 0-0 | 0-0 | 2 | 0 | 0-0 |
| Robert Bean | 17 | 2 | 19 | 0-0 | 1-0 | 6 | 0 | 0-0 |
| Tremain Mack | 12 | 6 | 18 | 0-0 | 0-0 | 2 | 0 | 0-0 |
| Vaughn Booker | 13 | 4 | 17 | 0-0 | 0-0 | 1 | 0 | 0-0 |
| Glen Steele | 13 | 4 | 17 | 2-17 | 0-0 | 0 | 0 | 0-0 |
| Mark Roman | 15 | 1 | 16 | 0-0 | 0-0 | 2 | 1 | 0-0 |
| Reinard Wilson | 9 | 6 | 15 | 3-16 | 0-0 | 1 | 2 | 1-3 |
| Tom Barndt | 7 | 5 | 12 | 0-0 | 0-0 | 0 | 1 | 1-0 |
| Canute Curtis | 8 | 2 | 10 | 2-9 | 0-0 | 0 | 2 | 0-0 |
| Brian Simmons | 7 | 2 | 9 | 1-10 | 0-0 | 0 | 1 | 0-0 |
| Billy Granville | 2 | 0 | 2 | 0-0 | 0-0 | 0 | 0 | 0-0 |

| SPECIAL TEAMS* | ST | AT | TT | FF | FR-YDS | BP | BFG | BXP |
|------------------|----|----|----|----|--------|----|-----|-----|
| Artrell Hawkins | 9 | 3 | 12 | 0 | 0-0 | 0 | 0 | 0 |
| Damon Griffin | 7 | 2 | 9 | 0 | 0-0 | 0 | 0 | 0 |
| Billy Granville | 6 | 2 | 8 | 0 | 1-0 | 0 | 0 | 0 |
| Brandon Bennett | 7 | 0 | 7 | 0 | 0-0 | 0 | 0 | 0 |
| Robert Bean | 6 | 0 | 6 | 0 | 0-0 | 0 | 0 | 0 |
| Canute Curtis | 6 | 0 | 6 | 0 | 1-0 | 0 | 0 | 0 |
| Chris Carter | 5 | 1 | 6 | 0 | 0-0 | 0 | 0 | 0 |
| Rodney Heath | 5 | 1 | 6 | 0 | 0-0 | 0 | 0 | 0 |
| Adrian Ross | 5 | 0 | 5 | 0 | 0-0 | 0 | 0 | 0 |
| Tremain Mack | 4 | 1 | 5 | 1 | 0-0 | 0 | 0 | 0 |
| Brad St. Louis | 4 | 0 | 4 | 0 | 0-0 | 0 | 0 | 0 |
| Reinard Wilson | 4 | 0 | 4 | 0 | 0-0 | 0 | 0 | 0 |
| Armegis Spearman | 3 | 1 | 4 | 0 | 0-0 | 0 | 0 | 0 |
| Steve Bush | 2 | 0 | 2 | 0 | 0-0 | 0 | 0 | 0 |
| Neil Rackers | 2 | 0 | 2 | 0 | 0-0 | 0 | 0 | 0 |
| JoJuan Armour | 1 | 0 | 1 | 0 | 0-0 | 0 | 0 | 0 |
| Marco Battaglia | 1 | 0 | 1 | 0 | 0-0 | 0 | 0 | 0 |
| Mark Roman | 1 | 0 | 1 | 0 | 0-0 | 0 | 0 | 0 |
| Daniel Pope | 0 | 1 | 1 | 0 | 0-0 | 0 | 0 | 0 |

| MISCELLANEOUS DEFENSE* | ST | AT | TT | FF | FR-YDS |
|------------------------|----|----|----|----|--------|
| Peter Warrick | 5 | 0 | 5 | 0 | 0-0 |
| Corey Dillon | 2 | 0 | 2 | 0 | 0-0 |
| John Jackson | 2 | 0 | 2 | 0 | 0-0 |
| Willie Anderson | 1 | 0 | 1 | 0 | 0-0 |
| Marco Battaglia | 1 | 0 | 1 | 0 | 0-0 |
| Brandon Bennett | 1 | 0 | 1 | 0 | 0-0 |
| Steve Bush | 1 | 0 | 1 | 0 | 0-0 |
| Mike Goff | 1 | 0 | 1 | 0 | 0-0 |
| Damon Griffin | 1 | 0 | 1 | 0 | 0-0 |
| Brock Gutierrez | 1 | 0 | 1 | 0 | 0-0 |
| Rod Jones | 1 | 0 | 1 | 0 | 0-0 |
| Matt O'Dwyer | 1 | 0 | 1 | 0 | 0-0 |
| Jamain Stephens | 1 | 0 | 1 | 0 | 0-0 |
| Craig Yeast | 1 | 0 | 1 | 0 | 0-0 |

* NOTE: All defensive statistics above are press box statistics produced at the games.

2001 STATISTICS

RECORD: 6-10-0

HEAD COACH: DICK LeBEAU

| DATE | W-L | SCORE | OPPONENT | ATTENDANCE |
|----------|-----|------------|-------------------|------------------------|
| 9-9-01 | W | 23-17 | NEW ENGLAND | 51,521 |
| 9-16-01 | — | — | at Tennessee..... | RESCHEDULED FOR JAN. 6 |
| 9-23-01 | W | 21-10 | BALTIMORE | 51,121 |
| 9-30-01 | L | 14-28 | at San Diego | 56,048 |
| 10-7-01 | L | 7-16 | at Pittsburgh | 62,335 |
| 10-14-01 | W | 24-14 | CLEVELAND | 64,217 |
| 10-21-01 | L | 0-24 | CHICAGO | 63,408 |
| 10-28-01 | W | 31-27 | at Detroit | 69,343 |
| 11-4-01 | — | — | BYE — | — |
| 11-11-01 | L | 13-30 | at Jacksonville | 57,161 |
| 11-18-01 | L | 7-20 | TENNESSEE | 63,865 |
| 11-25-01 | L | 0-18 | at Cleveland | 72,918 |
| 12-2-01 | L | 13-16 (OT) | TAMPA BAY | 52,135 |
| 12-9-01 | L | 10-14 | JACKSONVILLE | 44,920 |
| 12-16-01 | L | 14-15 | at N.Y. Jets | 77,745 |
| 12-23-01 | L | 0-16 | at Baltimore | 68,987 |
| 12-30-01 | W | 26-23 (OT) | PITTSBURGH | 63,751 |
| 1-6-02 | W | 23-21 | at Tennessee | 68,798 |

| TEAM STATISTICS | BENGALS | OPPONENTS |
|-------------------------|---------|-----------|
| TOTAL FIRST DOWNS..... | 294 | 281 |
| Rushing..... | 96 | 86 |
| Passing..... | 176 | 173 |
| Penalty..... | 22 | 22 |
| 3rd Down: Made-Att..... | 93-243 | 86-225 |
| 3rd Down Pct..... | 38.3 | 38.2 |
| 4th Down: Made-Att..... | 6-23 | 5-13 |
| 4th Down Pct..... | 26.1 | 38.5 |
| POSSESSION AVG..... | 29:16 | 30:44 |
| TOTAL NET YARDS..... | 4800 | 4832 |
| Avg. Per Game..... | 300.0 | 302.0 |
| Total Plays..... | 1071 | 1013 |
| Avg. Per Play..... | 4.5 | 4.8 |
| NET YARDS RUSHING..... | 1712 | 1675 |
| Avg. Per Game..... | 107.0 | 104.7 |
| Total Rushes..... | 441 | 453 |
| NET YARDS PASSING..... | 3088 | 3157 |
| Avg. Per Game..... | 193.0 | 197.3 |
| Sacked-Yards Lost..... | 28-203 | 48-320 |
| Gross Yards..... | 3291 | 3477 |
| Att. Completions..... | 602-322 | 512-311 |
| Completion Pct..... | 53.5 | 60.7 |
| Had Intercepted..... | 26 | 13 |
| PUNTS-AVG..... | 86-41.2 | 86-41.2 |
| Net Punting Avg..... | 33.6 | 34.8 |
| PENALTIES-YARDS..... | 103-870 | 101-837 |
| FUMBLES-BALLS LOST..... | 28-11 | 33-15 |
| TOUCHDOWNS..... | 25 | 35 |
| Rushing..... | 11 | 10 |
| Passing..... | 12 | 23 |
| Returns..... | 2 | 2 |

| SCORE BY PERIODS | 1 | 2 | 3 | 4 | OT | PTS |
|------------------|----|----|----|----|----|-----|
| BENGALS..... | 27 | 75 | 56 | 65 | 3 | 226 |
| OPPONENTS..... | 67 | 83 | 79 | 77 | 3 | 309 |

| SCORING | TD | TD-R | TD-P | TD-RI | K-PAT | FG | S | PTS |
|--------------------|----|------|------|-------|-------|-------|---|-----|
| Corey Dillon..... | 13 | 10 | 3 | 0 | — | — | 0 | 78 |
| Neil Rackers..... | 0 | 0 | 0 | 0 | 23-24 | 17-28 | 0 | 74 |
| Ron Dugans..... | 2 | 0 | 2 | 0 | — | — | 0 | 14 |
| Darnay Scott..... | 2 | 0 | 2 | 0 | — | — | 0 | 12 |
| Danny Farmer..... | 1 | 0 | 1 | 0 | — | — | 0 | 6 |
| Chad Johnson..... | 1 | 0 | 1 | 0 | — | — | 0 | 6 |
| Jon Kitna..... | 1 | 1 | 0 | 0 | — | — | 0 | 6 |
| Tony McGee..... | 1 | 0 | 1 | 0 | — | — | 0 | 6 |
| Lorenzo Neal..... | 1 | 0 | 1 | 0 | — | — | 0 | 6 |
| Brian Simmons..... | 1 | 0 | 0 | 1 | — | — | 0 | 6 |
| Takeo Spikes..... | 1 | 0 | 0 | 1 | — | — | 0 | 6 |
| Peter Warrick..... | 1 | 0 | 1 | 0 | — | — | 0 | 6 |
| BENGALS..... | 25 | 11 | 12 | 2 | 23-24 | 17-28 | 0 | 226 |
| OPPONENTS..... | 35 | 10 | 23 | 2 | 29-31 | 22-30 | 1 | 309 |

Two-point conversions: Ron Dugans. BENGALS 1-1, OPPONENTS 1-4.

| PASSING | ATT | CMP | YDS | CMP% | YDS/ATT | TD | TD% | INT | INT% | LG | SKD-YDS | RAT |
|---------------------|-----|-----|------|------|---------|----|-----|-----|-------|----|---------|------|
| Jon Kitna..... | 581 | 313 | 3216 | 53.9 | 5.54 | 12 | 2.1 | 22 | 3.8 | 49 | 25-185 | 61.1 |
| Scott Mitchell..... | 12 | 4 | 38 | 33.3 | 3.17 | 0 | 0.0 | 3 | 25.0 | 16 | 2-15 | 3.5 |
| Akili Smith..... | 8 | 5 | 37 | 62.5 | 4.63 | 0 | 0.0 | 0 | 0.0 | 14 | 1-3 | 73.4 |
| Corey Dillon..... | 1 | 0 | 0 | 0.0 | 0.00 | 0 | 0.0 | 1 | 100.0 | — | 0-0 | 0.0 |
| BENGALS..... | 602 | 322 | 3291 | 53.5 | 5.47 | 12 | 2.0 | 26 | 4.3 | 49 | 28-203 | 58.1 |
| OPPONENTS..... | 512 | 311 | 3477 | 60.7 | 6.79 | 23 | 4.5 | 13 | 2.5 | 47 | 48-320 | 85.4 |

| RUSHING | ATT | YDS | AVG | LG | TD |
|----------------------|-----|------|-----|-----|----|
| Corey Dillon..... | 340 | 1315 | 3.9 | 96t | 10 |
| Brandon Bennett..... | 50 | 232 | 4.6 | 36 | 0 |
| Jon Kitna..... | 27 | 73 | 2.7 | 20 | 1 |
| Curtis Keaton..... | 5 | 48 | 9.6 | 21 | 0 |
| Akili Smith..... | 6 | 20 | 3.3 | 6 | 0 |
| Peter Warrick..... | 8 | 14 | 1.8 | 13 | 0 |
| Lorenzo Neal..... | 5 | 10 | 2.0 | 4 | 0 |
| BENGALS..... | 441 | 1712 | 3.9 | 96t | 11 |
| OPPONENTS..... | 453 | 1675 | 3.7 | 48 | 10 |

| RECEIVING | REC | YDS | AVG | LG | TD |
|--------------------------|-----|------|------|-----|----|
| Peter Warrick..... | 70 | 667 | 9.5 | 33 | 1 |
| Darnay Scott..... | 57 | 819 | 14.4 | 49 | 2 |
| Corey Dillon..... | 34 | 228 | 6.7 | 17 | 3 |
| Chad Johnson..... | 28 | 329 | 11.8 | 28 | 1 |
| Ron Dugans..... | 28 | 251 | 9.0 | 31 | 2 |
| T.J. Houshmandzadeh..... | 21 | 228 | 10.9 | 23 | 0 |
| Brandon Bennett..... | 20 | 150 | 7.5 | 15 | 0 |
| Lorenzo Neal..... | 19 | 101 | 5.3 | 12 | 1 |
| Danny Farmer..... | 15 | 228 | 15.2 | 27 | 1 |
| Tony McGee..... | 14 | 148 | 10.6 | 25t | 1 |
| Marco Battaglia..... | 13 | 118 | 9.1 | 17 | 0 |
| Kirk McMullen..... | 2 | 15 | 7.5 | 11 | 0 |
| Curtis Keaton..... | 1 | 9 | 9.0 | 9 | 0 |
| BENGALS..... | 322 | 3291 | 10.2 | 49 | 12 |
| OPPONENTS..... | 311 | 3477 | 11.2 | 47 | 23 |

| INTERCEPTIONS | NO | YDS | AVG | LG | TD |
|-----------------------|----|-----|------|-----|----|
| Kevin Kaesviharn..... | 3 | 41 | 13.7 | 29 | 0 |
| Artrell Hawkins..... | 3 | 26 | 8.7 | 22 | 0 |
| Justin Smith..... | 2 | 28 | 14.0 | 21 | 0 |
| Takeo Spikes..... | 1 | 66 | 66.0 | 66t | 1 |
| Darryl Williams..... | 1 | 16 | 16.0 | 16 | 0 |
| Chris Carter..... | 1 | 10 | 10.0 | 10 | 0 |
| Brian Simmons..... | 1 | 5 | 5.0 | 5 | 0 |
| Mark Roman..... | 1 | 0 | 0.0 | 0 | 0 |
| BENGALS..... | 13 | 192 | 14.8 | 66t | 1 |
| OPPONENTS..... | 26 | 392 | 15.1 | 64 | 0 |

| PUNTING | NO | YDS | AVG | NET | TB | IN-20 | LG | BLK. |
|-------------------|----|------|------|------|----|-------|----|------|
| Nick Harris..... | 84 | 3372 | 40.1 | 33.9 | 6 | 21 | 57 | 1 |
| Neil Rackers..... | 1 | 32 | 32.0 | 12.0 | 1 | 0 | 32 | 0 |
| BENGALS..... | 86 | 3404 | 39.6 | 33.6 | 7 | 21 | 57 | 1 |
| OPPONENTS..... | 86 | 3541 | 41.2 | 34.8 | 13 | 29 | 76 | 0 |

| PUNT RETURNS | NO | FC | YDS | AVG | LG | TD |
|--------------------------|----|----|-----|------|----|----|
| Peter Warrick..... | 18 | 10 | 116 | 6.4 | 31 | 0 |
| T.J. Houshmandzadeh..... | 12 | 5 | 163 | 13.6 | 86 | 0 |
| Danny Farmer..... | 1 | 1 | 11 | 11.0 | 11 | 0 |
| BENGALS..... | 31 | 16 | 290 | 9.4 | 86 | 0 |
| OPPONENTS..... | 47 | 17 | 374 | 8.0 | 24 | 0 |

| KICKOFF RETURNS | NO | YDS | AVG | LG | TD |
|--------------------------|----|------|------|------|----|
| Curtis Keaton..... | 42 | 891 | 21.2 | 64 | 0 |
| T.J. Houshmandzadeh..... | 10 | 185 | 18.5 | 23 | 0 |
| Brandon Bennett..... | 4 | 60 | 15.0 | 19 | 0 |
| Rudi Johnson..... | 4 | 79 | 19.8 | 25 | 0 |
| Brock Gutierrez..... | 2 | 15 | 7.5 | 8 | 0 |
| BENGALS..... | 62 | 1230 | 19.8 | 64 | 0 |
| OPPONENTS..... | 46 | 1157 | 25.2 | 101t | 1 |

| FIELD GOALS | 1-19 | 20-29 | 30-39 | 40-49 | 50+ |
|-------------------|------|-------|-------|-------|-----|
| Neil Rackers..... | 0-0 | 4-6 | 8-11 | 4-9 | 1-2 |
| BENGALS..... | 0-0 | 4-6 | 8-11 | 4-9 | 1-2 |
| OPPONENTS..... | 0-0 | 8-8 | 6-9 | 7-11 | 1-2 |

Neil Rackers: (36G, 47G, 33G), (43N, 39N, 45N), (—), (51N), (27G, 22N, 42G, 21G), (39N), (47N, 39G), (26G, 52G), (—), (43N, 47N), (23G, 41G), (47G), (—), (—), (32N, 28N, 34G, 31G), (30G, 33G, 34G).

Opponents: (39G)(38G), (38N), (26G, 42G, 48G), (—), (48G, 43N), (51G, 24G), (—), (41G, 37G), (23G, 27G, 23G, 33G), (43N, 38G, 48G, 51N, 21G), (44N), (40N, 24G, 34N), (43G, 29G, 33N, 43G), (38G), (—).

USUAL STARTERS

| OFFENSE | DEFENSE |
|---------------------|---------------------|
| WR Darnay Scott | LDE Vaughn Booker |
| LOT Richmond Webb | LDT Oliver Gibson |
| LG Matt O'Dwyer | RDT Tony Williams |
| C Rich Braham | RDE Justin Smith |
| RG Mike Goff | LLB Steve Foley |
| ROT Willie Anderson | MLB Brian Simmons |
| TE Tony McGee | RLB Takeo Spikes |
| WR Peter Warrick | LCB Mark Roman |
| QB Jon Kitna | RCB Artrell Hawkins |
| HB Corey Dillon | SS JoJuan Armour |
| FB Lorenzo Neal | FS Cory Hall |

| DEFENSE* | ST | AT | TT | SKS-YDS | INT-YDS | PD | FF | FR-YDS |
|--------------------------|----|----|-----|---------|---------|----|----|--------|
| Takeo Spikes..... | 80 | 29 | 109 | 6-58 | 1-66 | 5 | 1 | 0-0 |
| Brian Simmons..... | 51 | 32 | 83 | 6.5-41 | 1-5 | 5 | 2 | 0-0 |
| Artrell Hawkins..... | 49 | 10 | 59 | 0-0 | 3-26 | 6 | 2 | 1-0 |
| Oliver Gibson..... | 45 | 10 | 55 | 3-16 | 0-0 | 3 | 0 | 1-0 |
| Justin Smith..... | 41 | 13 | 54 | 8.5-76 | 2-28 | 5 | 0 | 0-0 |
| Mark Roman..... | 44 | 7 | 51 | 2-10 | 1-0 | 7 | 0 | 1-(-1) |
| Chris Carter..... | 34 | 15 | 49 | 0-0 | 1-10 | 6 | 0 | 1-12 |
| JoJuan Armour..... | 36 | 11 | 47 | 0-0 | 0-0 | 3 | 0 | 0-0 |
| Cory Hall..... | 31 | 16 | 47 | 0-0 | 0-0 | 3 | 0 | 1-73 |
| Robert Bean..... | 39 | 3 | 42 | 0-0 | 0-0 | 5 | 1 | 0-0 |
| Vaughn Booker..... | 34 | 6 | 40 | 1.5-8 | 0-0 | 2 | 1 | 0-0 |
| Steve Foley..... | 25 | 14 | 39 | 0-0 | 0-0 | 0 | 2 | 0-0 |
| Tony Williams..... | 15 | 23 | 38 | 5-25 | 0-0 | 1 | 0 | 2-0 |
| Reinard Wilson..... | 26 | 11 | 37 | 9-47.5 | 0-0 | 3 | 1 | 2-0 |
| Kevin Kaesviharn..... | 22 | 3 | 25 | 0-0 | 3-41 | 6 | 0 | 0-0 |
| Darryl Williams..... | 19 | 6 | 25 | 3.5-22 | 1-16 | 2 | 1 | 1-0 |
| Bernard Whittington..... | 17 | 4 | 21 | 0-0 | 0-0 | 1 | 0 | 0-0 |
| Rodney Heath..... | 16 | 3 | 19 | 0-0 | 0-0 | 4 | 1 | 1-0 |
| Canute Curtis..... | 11 | 8 | 19 | 0-0 | 0-0 | 1 | 0 | 0-0 |
| Glen Steele..... | 5 | 5 | 10 | 1-4.5 | 0-0 | 1 | 1 | 1-0 |
| Adrian Ross..... | 4 | 5 | 9 | 1-6 | 0-0 | 0 | 0 | 0-0 |
| Tom Carter..... | 7 | 0 | 7 | 0-0 | 0-0 | 3 | 0 | 0-0 |
| Ligarius Jennings..... | 6 | 0 | 6 | 0-0 | 0-0 | 0 | 0 | 0-0 |
| Jevon Langford..... | 3 | 0 | 3 | 0-0 | 0-0 | 0 | 0 | 0-0 |
| Mario Monds..... | 1 | 0 | 1 | 0-0 | 0-0 | 0 | 0 | 0-0 |
| (team)..... | — | — | — | 1-6 | — | — | — | — |

| SPECIAL TEAMS* | ST | AT | TT | FF | FR-YDS | BP | BFG | BXP |
|------------------------|----|----|----|----|--------|----|-----|-----|
| Ron Dugans..... | 14 | 3 | 17 | 0 | 0-0 | 0 | 0 | 0 |
| Adrian Ross..... | 11 | 2 | 13 | 0 | 0-0 | 0 | 0 | 0 |
| Chris Carter..... | 8 | 2 | 10 | 0 | 1-0 | 0 | 0 | 0 |
| Canute Curtis..... | 4 | 6 | 10 | 1 | 1-3 | 0 | 0 | 0 |
| JoJuan Armour..... | 3 | 5 | 8 | 0 | 0-0 | 0 | 0 | 0 |
| Kevin Kaesviharn..... | 7 | 0 | 7 | 0 | 0-0 | 0 | 0 | 0 |
| Ligarius Jennings..... | 6 | 0 | 6 | 0 | 0-0 | 0 | 0 | 0 |
| Robert Bean..... | 3 | 3 | 6 | 0 | 1-10 | 0 | 0 | 0 |
| Brandon Bennett..... | 4 | 0 | 4 | 0 | 0-0 | 0 | 0 | 0 |
| Darryl Williams..... | 3 | 1 | 4 | 0 | 0-0 | 0 | 0 | 0 |
| Cory Hall..... | 2 | 1 | 3 | 0 | 0-0 | 0 | 0 | 0 |
| Reinard Wilson..... | 2 | 1 | 3 | 0 | 0-0 | 0 | 0 | 0 |
| Riall Johnson..... | 1 | 2 | 3 | 0 | 0-0 | 0 | 0 | 0 |
| Lorenzo Neal..... | 2 | 0 | 2 | 0 | 0-0 | 0 | 0 | 0 |
| Brad St. Louis..... | 2 | 0 | 2 | 0 | 0-0 | 0 | 0 | 0 |
| Randy Chevier..... | 1 | 1 | 2 | 0 | 0-0 | 0 | 0 | 0 |
| Steve Foley..... | 1 | 0 | 1 | 0 | 0-0 | 0 | 0 | 0 |
| Rodney Heath..... | 1 | 0 | 1 | 0 | 0-0 | 0 | 0 | 0 |
| Neil Rackers..... | 1 | 0 | 1 | 0 | 0-0 | 0 | 0 | 0 |
| Brian Simmons..... | 1 | 0 | 1 | 0 | 0-56 | 0 | 0 | 0 |
| Peter Warrick..... | 1 | 0 | 1 | 0 | 0-0 | 0 | 0 | 0 |

| <i>*Lateral.</i> | | | | | |
|--------------------------|----|----|----|----|--------|
| MISCELLANEOUS DEFENSE* | ST | AT | TT | FF | FR-YDS |
| Corey Dillon..... | 4 | 0 | 4 | 0 | 0-0 |
| Chad Johnson..... | 4 | 0 | 4 | 0 | 0-0 |
| Darnay Scott..... | 4 | 0 | 4 | 0 | 0-0 |
| Rich Braham..... | 3 | 0 | 3 | 0 | 0-0 |
| Ron Dugans..... | 2 | 0 | 2 | 0 | 0-0 |
| Mike Goff..... | 2 | 0 | 2 | 0 | 0-0 |
| Jon Kitna..... | 2 | 0 | 2 | 0 | 0-0 |
| Peter Warrick..... | 2 | 0 | 2 | 0 | 0-0 |
| Richmond Webb..... | 2 | 0 | 2 | 0 | 0-0 |
| Brandon Bennett..... | 1 | 1 | 2 | 0 | 0-0 |
| Marco Battaglia..... | 1 | 0 | 1 | 0 | 0-0 |
| Robert Bean..... | 1 | 0 | 1 | 0 | 0-0 |
| Danny Farmer..... | 1 | 0 | 1 | 0 | 0-0 |
| T.J. Houshmandzadeh..... | 1 | 0 | 1 | 0 | 0-0 |
| Matt O'Dwyer..... | 1 | 0 | 1 | 0 | 0-0 |

2002 STATISTICS

RECORD: 2-14-0

HEAD COACH: DICK LeBEAU

| DATE | W-L | SCORE | OPPONENT | ATTENDANCE |
|----------|-----|-------|-----------------|------------|
| 9-8-02 | L | 6-34 | SAN DIEGO | 53,705 |
| 9-15-02 | L | 7-20 | at Cleveland | 73,358 |
| 9-22-02 | L | 3-30 | at Atlanta | 68,129 |
| 9-29-02 | L | 7-35 | TAMPA BAY | 57,234 |
| 10-6-02 | L | 21-28 | at Indianapolis | 56,570 |
| 10-13-02 | L | 7-34 | PITTSBURGH | 63,900 |
| 10-20-02 | | | — BYE — | |
| 10-27-02 | L | 24-30 | TENNESSEE | 52,822 |
| 11-3-02 | W | 38-3 | at Houston | 69,827 |
| 11-10-02 | L | 27-38 | at Baltimore | 69,024 |
| 11-17-02 | L | 20-27 | CLEVELAND | 64,060 |
| 11-24-02 | L | 21-29 | at Pittsburgh | 60,473 |
| 12-1-02 | L | 23-27 | BALTIMORE | 44,878 |
| 12-8-02 | L | 31-52 | at Carolina | 66,799 |
| 12-15-02 | L | 15-29 | JACKSONVILLE | 42,092 |
| 12-22-02 | W | 20-13 | NEW ORLEANS | 43,544 |
| 12-29-02 | L | 9-27 | at Buffalo | 47,850 |

| TEAM STATISTICS | BENGALS | OPPONENTS |
|-------------------------|---------|-----------|
| TOTAL FIRST DOWNS..... | 315 | 315 |
| Rushing..... | 105 | 104 |
| Passing..... | 186 | 182 |
| Penalty..... | 24 | 29 |
| 3rd Down: Made-Att..... | 87-223 | 83-199 |
| 3rd Down Pct..... | 39.0 | 41.7 |
| 4th Down: Made-Att..... | 11-30 | 7-14 |
| 4th Down Pct..... | 36.7 | 50.0 |
| POSSESSION AVG..... | 28:55 | 31:05 |
| TOTAL NET YARDS..... | 5206 | 5265 |
| Avg. Per Game..... | 325.4 | 329.1 |
| Total Plays..... | 1054 | 976 |
| Avg. Per Play..... | 4.9 | 5.4 |
| NET YARDS RUSHING..... | 1730 | 2003 |
| Avg. Per Game..... | 108.1 | 125.2 |
| Total Rushes..... | 426 | 498 |
| NET YARDS PASSING..... | 3476 | 3262 |
| Avg. Per Game..... | 217.3 | 203.9 |
| Sacked-Yards Lost..... | 37-256 | 24-153 |
| Gross Yards..... | 3732 | 3415 |
| Att.-Completions..... | 591-350 | 454-287 |
| Completion Pct..... | 59.2 | 63.2 |
| Had Intercepted..... | 22 | 9 |
| PUNTS-AVG..... | 73-38.2 | 65-41.8 |
| Net Punting Avg..... | 28.7 | 37.9 |
| PENALTY-YARDS..... | 99-884 | 101-867 |
| FUMBLES-BALLS LOST..... | 26-13 | 21-11 |
| TOUCHDOWNS..... | 34 | 55 |
| Rushing..... | 13 | 16 |
| Passing..... | 17 | 30 |
| Returns..... | 4 | 9 |

| SCORE BY PERIODS | 1 | 2 | 3 | 4 | OT | PTS |
|------------------|-----|-----|----|----|----|-----|
| BENGALS..... | 61 | 91 | 50 | 77 | 0 | 279 |
| OPPONENTS..... | 110 | 157 | 95 | 94 | 0 | 456 |

| SCORING | TD | TD-R | TD-P | TD-Rt | K-PAT | FG | S | PTS |
|--------------------------|----|------|------|-------|-------|-------|---|-----|
| Neil Rackers..... | 0 | 0 | 0 | 0 | 30-32 | 15-18 | 0 | 75 |
| Corey Dillon..... | 7 | 7 | 0 | 0 | — | — | 0 | 42 |
| Peter Warrick..... | 6 | 0 | 6 | 0 | — | — | 0 | 36 |
| Chad Johnson..... | 5 | 0 | 5 | 0 | — | — | 0 | 30 |
| Jon Kitna..... | 4 | 4 | 0 | 0 | — | — | 0 | 24 |
| Nick Luchey..... | 2 | 2 | 0 | 0 | — | — | 0 | 12 |
| Matt Schobel..... | 2 | 0 | 2 | 0 | — | — | 0 | 12 |
| Michael Westbrook..... | 2 | 0 | 2 | 0 | — | — | 0 | 12 |
| Brandon Bennett..... | 1 | 0 | 0 | 1 | — | — | 0 | 6 |
| Artrell Hawkins..... | 1 | 0 | 0 | 1 | — | — | 0 | 6 |
| T.J. Houshmandzadeh..... | 1 | 0 | 1 | 0 | — | — | 0 | 6 |
| Lorenzo Neal..... | 1 | 0 | 1 | 0 | — | — | 0 | 6 |
| Brian Simmons..... | 1 | 0 | 0 | 1 | — | — | 0 | 6 |
| Takeo Spikes..... | 1 | 0 | 0 | 1 | — | — | 0 | 6 |
| BENGALS..... | 34 | 13 | 17 | 4 | 30-32 | 15-18 | 0 | 279 |
| OPPONENTS..... | 55 | 16 | 30 | 9 | 51-52 | 23-31 | 1 | 456 |

Two-point conversions: None. BENGALS 0-2, OPPONENTS 2-3.

| PASSING | ATT | CMP | YDS | CMP% | YDS/ATT | TD | TD% | INT | INT% | LG | SKD-YDS | RAT |
|-------------------|-----|-----|------|------|---------|----|-----|-----|------|-----|---------|------|
| Jon Kitna..... | 473 | 294 | 3178 | 62.2 | 6.72 | 16 | 3.4 | 16 | 3.4 | 72t | 24-159 | 79.1 |
| Gus Frerotte..... | 85 | 44 | 437 | 51.8 | 5.14 | 1 | 1.2 | 5 | 5.9 | 51 | 10-74 | 46.1 |
| Akili Smith..... | 33 | 12 | 117 | 36.4 | 3.55 | 0 | 0.0 | 1 | 3.0 | 24 | 3-23 | 34.5 |
| BENGALS..... | 591 | 350 | 3732 | 59.2 | 6.31 | 17 | 2.9 | 22 | 3.7 | 72t | 37-256 | 71.8 |
| OPPONENTS..... | 454 | 287 | 3415 | 63.2 | 7.52 | 30 | 6.6 | 9 | 2.0 | 69 | 24-153 | 99.9 |

| RUSHING | ATT | YDS | AVG | LG | TD |
|------------------------|-----|------|-----|-----|----|
| Corey Dillon..... | 314 | 1311 | 4.2 | 67t | 7 |
| Brandon Bennett..... | 33 | 155 | 4.7 | 29 | 0 |
| Rudi Johnson..... | 17 | 67 | 3.9 | 13 | 0 |
| Nick Luchey..... | 12 | 59 | 4.9 | 10 | 2 |
| Jon Kitna..... | 24 | 57 | 2.4 | 12t | 4 |
| Lorenzo Neal..... | 9 | 31 | 3.4 | 9 | 0 |
| Gus Frerotte..... | 4 | 22 | 5.5 | 9 | 0 |
| Peter Warrick..... | 8 | 22 | 2.8 | 11 | 0 |
| Akili Smith..... | 4 | 5 | 1.3 | 3 | 0 |
| Michael Westbrook..... | 1 | 1 | 1.0 | 1 | 0 |
| BENGALS..... | 426 | 1730 | 4.1 | 67t | 13 |
| OPPONENTS..... | 498 | 2003 | 4.0 | 41t | 16 |

| RECEIVING | REC | YDS | AVG | LG | TD |
|--------------------------|-----|------|------|-----|----|
| Chad Johnson..... | 69 | 1166 | 16.9 | 72t | 5 |
| Peter Warrick..... | 53 | 606 | 11.4 | 37t | 6 |
| Ron Dugans..... | 47 | 421 | 9.0 | 31 | 0 |
| Corey Dillon..... | 43 | 298 | 6.9 | 19 | 0 |
| T.J. Houshmandzadeh..... | 41 | 492 | 12.0 | 31 | 1 |
| Matt Schobel..... | 27 | 212 | 7.9 | 20t | 2 |
| Lorenzo Neal..... | 21 | 133 | 6.3 | 15 | 1 |
| Brandon Bennett..... | 18 | 109 | 6.1 | 15 | 0 |
| Danny Farmer..... | 9 | 115 | 12.8 | 51 | 0 |
| Michael Westbrook..... | 8 | 94 | 11.8 | 26t | 2 |
| Nick Luchey..... | 7 | 46 | 6.6 | 15 | 0 |
| Rudi Johnson..... | 6 | 34 | 5.7 | 14 | 0 |
| Tony Stewart..... | 1 | 6 | 6.0 | 6 | 0 |
| BENGALS..... | 350 | 3732 | 10.7 | 72t | 17 |
| OPPONENTS..... | 287 | 3415 | 11.9 | 69 | 30 |

| INTERCEPTIONS | NO | YDS | AVG | LG | TD |
|-----------------------|----|-----|------|------|----|
| Artrell Hawkins..... | 2 | 102 | 51.0 | 102t | 1 |
| Kevin Kaesviharn..... | 2 | 17 | 8.5 | 17 | 0 |
| Brian Simmons..... | 1 | 51 | 51.0 | 51t | 1 |
| Oliver Gibson..... | 1 | 6 | 6.0 | 6 | 0 |
| Jeff Burris..... | 1 | 5 | 5.0 | 5 | 0 |
| Lamont Thompson..... | 1 | 4 | 4.0 | 4 | 0 |
| Cory Hall..... | 1 | 2 | 2.0 | 2 | 0 |
| BENGALS..... | 9 | 187 | 20.8 | 102t | 1 |
| OPPONENTS..... | 22 | 428 | 19.5 | 98t | 3 |

| PUNTING | NO | YDS | AVG | NET | TB | IN-20 | LG | BLK. |
|--------------------|----|------|------|------|----|-------|----|------|
| Nick Harris..... | 65 | 2608 | 40.1 | 31.4 | 4 | 11 | 57 | 1 |
| Travis Dorsch..... | 5 | 162 | 32.4 | 1.8 | 0 | 0 | 46 | 0 |
| Neil Rackers..... | 2 | 17 | 8.5 | 6.5 | 0 | 1 | 19 | 0 |
| BENGALS..... | 73 | 2787 | 38.2 | 28.7 | 4 | 12 | 57 | 1 |
| OPPONENTS..... | 65 | 2714 | 41.8 | 37.9 | 6 | 24 | 64 | 0 |

| PUNT RETURNS | NO | FC | YDS | AVG | LG | TD |
|--------------------------|----|----|-----|------|-----|----|
| T.J. Houshmandzadeh..... | 24 | 4 | 117 | 4.9 | 34 | 0 |
| Peter Warrick..... | 4 | 0 | 14 | 3.5 | 10 | 0 |
| Jeff Burris..... | 0 | 1 | 0 | — | — | 0 |
| Danny Farmer..... | 0 | 4 | 0 | — | — | 0 |
| BENGALS..... | 28 | 9 | 131 | 4.7 | 34 | 0 |
| OPPONENTS..... | 41 | 8 | 611 | 14.9 | 95t | 3 |

| KICKOFF RETURNS | NO | YDS | AVG | LG | TD |
|--------------------------|----|------|------|-----|----|
| Brandon Bennett..... | 49 | 1231 | 25.1 | 94t | 1 |
| T.J. Houshmandzadeh..... | 13 | 288 | 22.2 | 44 | 0 |
| Rudi Johnson..... | 13 | 277 | 21.3 | 42 | 0 |
| Lorenzo Neal..... | 5 | 52 | 10.4 | 17 | 0 |
| Nick Luchey..... | 3 | 40 | 13.3 | 17 | 0 |
| Ron Dugans..... | 1 | 6 | 6.0 | 6 | 0 |
| Brock Gutierrez..... | 1 | 11 | 11.0 | 11 | 0 |
| BENGALS..... | 85 | 1905 | 22.4 | 94t | 1 |
| OPPONENTS..... | 57 | 1191 | 20.9 | 99t | 1 |

| FIELD GOALS | 1-19 | 20-29 | 30-39 | 40-49 | 50+ |
|---|------|-------|-------|-------|-----|
| Neil Rackers..... | 2-2 | 5-5 | 3-3 | 3-5 | 2-3 |
| BENGALS..... | 2-2 | 5-5 | 3-3 | 3-5 | 2-3 |
| OPPONENTS..... | 0-0 | 7-8 | 8-11 | 7-9 | 1-3 |
| Opponents: (28G, 27G), (52G, 45G), (44G, 26G, 34G), (—), (—), (34G, 32N, 30G), (33G, 28G, 46G), (23G, 46B, 53N), (33G), (24N, 27G, 40G), (33G, 51N, 43G, 45G), (49N, 38N), (—), (—), (38G, 33N, 43G), (32G, 25G). | | | | | |

USUAL STARTERS

| OFFENSE | DEFENSE |
|---------------------|-----------------------------------|
| WR Chad Johnson | LDE Bernard Whittington |
| LOT Levi Jones | OT Oliver Gibson |
| LG Matt O'Dwyer | LDL Glen Steele |
| C Rich Braham | RDT Tony Williams |
| RG Mike Goff | RDE Justin Smith |
| ROT Willie Anderson | LLB Canute Curtis |
| TE Matt Schobel | MLB Brian Simmons |
| WR Peter Warrick | RLB Takeo Spikes |
| QB Jon Kitna | LCB Jeff Burris |
| HB Corey Dillon | RCB Artrell Hawkins |
| FB Lorenzo Neal | SS JoJuan Armour, Marquand Manuel |
| | FS Cory Hall |

| DEFENSE* | ST | AT | TT | SKS-YDS | INT-YDS | PD | FF | FR-YDS |
|--------------------------|----|----|-----|---------|---------|----|----|--------|
| Takeo Spikes..... | 81 | 32 | 113 | 1.5-12 | 0-0 | 1 | 1 | 4-45 |
| Brian Simmons..... | 65 | 21 | 86 | 3-12 | 1-51 | 7 | 0 | 0-0 |
| Artrell Hawkins..... | 69 | 7 | 76 | 2-12 | 2-102 | 6 | 1 | 2-19 |
| Jeff Burris..... | 50 | 12 | 62 | 0-0 | 1-5 | 11 | 2 | 1-32 |
| Justin Smith..... | 48 | 13 | 61 | 6.5-56 | 0-0 | 3 | 2 | 0-0 |
| Cory Hall..... | 43 | 15 | 58 | 2-6 | 1-2 | 1 | 1 | 0-0 |
| JoJuan Armour..... | 32 | 20 | 52 | 0-0 | 0-0 | 2 | 1 | 0-0 |
| Kevin Kaesviharn..... | 43 | 7 | 50 | 0-0 | 2-17 | 10 | 1 | 0-0 |
| Canute Curtis..... | 38 | 8 | 46 | 0-0 | 0-0 | 0 | 0 | 0-0 |
| Tony Williams..... | 30 | 12 | 42 | 5-34 | 0-0 | 0 | 0 | 0-0 |
| Bernard Whittington..... | 22 | 14 | 36 | 1-3 | 0-0 | 0 | 0 | 2-0 |
| Marquand Manuel..... | 26 | 8 | 34 | 0-0 | 0-0 | 2 | 1 | 0-0 |
| Mark Roman..... | 23 | 7 | 30 | 0-0 | 0-0 | 1 | 1 | 0-0 |
| Oliver Gibson..... | 19 | 10 | 29 | 0-0 | 1-6 | 2 | 0 | 0-0 |
| Glen Steele..... | 15 | 13 | 28 | 0-0 | 0-0 | 1 | 0 | 0-0 |
| Adrian Ross..... | 17 | 3 | 20 | 0-0 | 0-0 | 1 | 0 | 0-0 |
| Reinard Wilson..... | 11 | 2 | 13 | 0-0 | 0-0 | 2 | 0 | 0-0 |
| Lamont Thompson..... | 10 | 0 | 10 | 0-0 | 1-4 | 1 | 0 | 0-0 |
| Vaughn Booker..... | 5 | 2 | 7 | 0-0 | 0-0 | 1 | 0 | 0-0 |
| Reggie Myles..... | 4 | 0 | 4 | 0-0 | 0-0 | 0 | 0 | 0-0 |
| Jason Perry..... | 2 | 2 | 4 | 0-0 | 0-0 | 0 | 0 | 1-15 |
| Ligarius Jennings..... | 1 | 2 | 3 | 0-0 | 0-0 | 1 | 0 | 0-0 |
| Eric Ogbogu..... | 1 | 2 | 3 | 0-0 | 0-0 | 0 | 0 | 0-0 |
| (team)..... | — | — | — | 3-18 | — | — | — | — |

| SPECIAL TEAMS* | ST | AT | TT | FF | FR-YDS | BP | BFG | BXP |
|--------------------------|----|----|----|----|--------|----|-----|-----|
| Ron Dugans..... | 12 | 3 | 15 | 0 | 0-0 | 0 | 0 | 0 |
| Brandon Bennett..... | 10 | 0 | 10 | 0 | 0-0 | 0 | 0 | 0 |
| JoJuan Armour..... | 6 | 2 | 8 | 0 | 0-0 | 0 | 1 | 0 |
| Marquand Manuel..... | 6 | 2 | 8 | 0 | 0-0 | 0 | 0 | 0 |
| Brad St. Louis..... | 6 | 2 | 8 | 0 | 0-0 | 0 | 0 | 0 |
| Ligarius Jennings..... | 5 | 1 | 6 | 0 | 0-0 | 0 | 0 | 0 |
| Riall Johnson..... | 4 | 2 | 6 | 0 | 0-0 | 0 | 0 | 0 |
| Reggie Myles..... | 4 | 2 | 6 | 0 | 0-0 | 0 | 0 | 0 |
| Canute Curtis..... | 4 | 1 | 5 | 0 | 0-0 | 0 | 0 | 0 |
| Adrian Ross..... | 4 | 1 | 5 | 0 | 0-0 | 0 | 0 | 0 |
| Cory Hall..... | 4 | 0 | 4 | 0 | 0-0 | 0 | 0 | 0 |
| Neil Rackers..... | 3 | 1 | 4 | 0 | 0-0 | 0 | 0 | 0 |
| Chris Edmonds..... | 3 | 0 | 3 | 0 | 0-0 | 0 | 0 | 0 |
| Lorenzo Neal..... | 3 | 0 | 3 | 0 | 0-0 | 0 | 0 | 0 |
| Lamont Thompson..... | 2 | 1 | 3 | 0 | 0-0 | 0 | 0 | 0 |
| Jeff Burris..... | 2 | 0 | 2 | 0 | 0-0 | 0 | 0 | 0 |
| Kevin Kaesviharn..... | 2 | 0 | 2 | 0 | 0-0 | 0 | 0 | 0 |
| Armegis Spearman..... | 2 | 0 | 2 | 0 | 0-0 | 0 | 0 | 0 |
| Sean Brewer..... | 1 | 0 | 1 | 0 | 0-0 | 0 | 0 | 0 |
| T.J. Houshmandzadeh..... | 1 | 0 | 1 | 0 | 0-0 | 0 | 0 | 0 |
| Nick Luchey..... | 1 | 0 | 1 | 0 | 0-0 | 0 | 0 | 0 |
| Mark Roman..... | 1 | 0 | 1 | 0 | 0-0 | 0 | 0 | 0 |
| Peter Warrick..... | 1 | 0 | 1 | 0 | 0-0 | 0 | 0 | 0 |
| Reinard Wilson..... | 1 | 0 | 1 | 0 | 0-0 | 0 | 0 | 0 |

| MISCELLANEOUS DEFENSE* | ST | AT | TT | FF | FR-YDS |
|--------------------------|----|----|----|----|--------|
| Matt O'Dwyer..... | 4 | 0 | 4 | 0 | 0-0 |
| T.J. Houshmandzadeh..... | 3 | 0 | 3 | 1 | 0-0 |

2003 STATISTICS

RECORD: 8-8-0

HEAD COACH: MARVIN LEWIS

| DATE | W-L | SCORE | OPPONENT | ATTENDANCE |
|----------|-----|------------|---------------|------------|
| 9-7-03 | L | 10-30 | DENVER | 63,820 |
| 9-14-03 | L | 20-23 | at Oakland | 50,135 |
| 9-21-03 | L | 10-17 | PITTSBURGH | 64,596 |
| 9-28-03 | W | 21-14 | at Cleveland | 73,428 |
| 10-5-03 | L | 16-22 (OT) | at Buffalo | 72,615 |
| 10-12-03 | | | — BYE — | |
| 10-19-03 | W | 34-26 | BALTIMORE | 53,553 |
| 10-26-03 | W | 27-24 | SEATTLE | 52,131 |
| 11-2-03 | L | 14-17 | at Arizona | 23,531 |
| 11-9-03 | W | 34-27 | HOUSTON | 50,437 |
| 11-16-03 | W | 24-19 | KANSAS CITY | 64,923 |
| 11-23-03 | W | 34-27 | at San Diego | 52,069 |
| 11-30-03 | W | 24-20 | at Pittsburgh | 58,797 |
| 12-7-03 | L | 13-31 | at Baltimore | 69,468 |
| 12-14-03 | W | 41-38 | SAN FRANCISCO | 64,666 |
| 12-21-03 | L | 10-27 | at St. Louis | 66,061 |
| 12-28-03 | L | 14-22 | CLEVELAND | 65,362 |

| TEAM STATISTICS | BENGALS | OPPONENTS |
|--------------------|---------|-----------|
| TOTAL FIRST DOWNS | 313 | 320 |
| Rushing | 101 | 119 |
| Passing | 181 | 177 |
| Penalty | 31 | 24 |
| 3rd Down: Made-Att | 102-228 | 85-206 |
| 3rd Down Pct. | 44.7 | 41.3 |
| 4th Down: Made-Att | 5-11 | 9-14 |
| 4th Down Pct. | 45.5 | 64.3 |
| POSSESSION AVG. | 30:52 | 29:08 |
| TOTAL NET YARDS | 5329 | 5620 |
| Avg. Per Game | 333.1 | 351.3 |
| Total Plays | 1038 | 999 |
| Avg. Per Play | 5.1 | 5.6 |
| NET YARDS RUSHING | 1987 | 2218 |
| Avg. Per Game | 124.2 | 138.6 |
| Total Rushes | 481 | 461 |
| NET YARDS PASSING | 3342 | 3402 |
| Avg. Per Game | 208.9 | 212.6 |
| Sacked-Yards Lost | 37-249 | 30-196 |
| Gross Yards | 3591 | 3598 |
| Att.-Completions | 520-324 | 508-297 |
| Completion Pct. | 62.3 | 58.5 |
| Had Intercepted | 15 | 14 |
| PUNTS-AVG. | 77-39.5 | 67-42.5 |
| Net Punting Avg. | 32.2 | 35.1 |
| PENALTIES-YARDS | 107-846 | 108-921 |
| FUMBLES-BALLS LOST | 16-7 | 26-10 |
| TOUCHDOWNS | 40 | 43 |
| Rushing | 12 | 18 |
| Passing | 26 | 23 |
| Returns | 2 | 2 |

| SCORE BY PERIODS | 1 | 2 | 3 | 4 | OT | PTS |
|------------------|----|-----|----|-----|----|-----|
| BENGALS | 83 | 115 | 49 | 99 | 0 | 346 |
| OPPONENTS | 71 | 117 | 74 | 116 | 6 | 384 |

| SCORING | TD | TD-R | TD-P | TD-Rt | K-PAT | FG | S | PTS |
|-------------------|----|------|------|-------|-------|-------|---|-----|
| Shayne Graham | 0 | 0 | 0 | 0 | 40-40 | 22-25 | 0 | 106 |
| Chad Johnson | 10 | 0 | 10 | 0 | — | — | 0 | 60 |
| Rudi Johnson | 9 | 9 | 0 | 0 | — | — | 0 | 54 |
| Peter Warrick | 8 | 0 | 7 | 1 | — | — | 0 | 48 |
| Kelley Washington | 4 | 0 | 4 | 0 | — | — | 0 | 24 |
| Corey Dillon | 2 | 2 | 0 | 0 | — | — | 0 | 12 |
| Jeremi Johnson | 2 | 1 | 1 | 0 | — | — | 0 | 12 |
| Matt Schobel | 2 | 0 | 2 | 0 | — | — | 0 | 12 |
| Brandon Bennett | 1 | 0 | 1 | 0 | — | — | 0 | 6 |
| Kevin Hardy | 1 | 0 | 0 | 1 | — | — | 0 | 6 |
| Reggie Kelly | 1 | 0 | 1 | 0 | — | — | 0 | 6 |
| BENGALS | 40 | 12 | 26 | 2 | 40-40 | 22-25 | 0 | 346 |
| OPPONENTS | 43 | 18 | 23 | 2 | 38-38 | 28-33 | 0 | 384 |

Two-point conversions: None. BENGALS 0-0, OPPONENTS 2-4.

| PASSING | ATT | CMP | YDS | CMP% | YDS/ATT | TD | TD% | INT | INT% | LG | SKD-YDS | RAT |
|-----------|-----|-----|------|------|---------|----|-----|-----|------|-----|---------|------|
| Jon Kitna | 520 | 324 | 3591 | 62.3 | 6.91 | 26 | 5.0 | 15 | 2.9 | 82t | 37-249 | 87.4 |
| BENGALS | 520 | 324 | 3591 | 62.3 | 6.91 | 26 | 5.0 | 15 | 2.9 | 82t | 37-249 | 87.4 |
| OPPONENTS | 508 | 297 | 3598 | 58.5 | 7.08 | 23 | 4.5 | 14 | 2.8 | 73t | 30-196 | 83.9 |

| RUSHING | ATT | YDS | AVG | LG | TD |
|-------------------|-----|------|-----|-----|----|
| Rudi Johnson | 215 | 957 | 4.5 | 54 | 9 |
| Corey Dillon | 138 | 541 | 3.9 | 39 | 2 |
| Brandon Bennett | 56 | 173 | 3.1 | 19 | 0 |
| Peter Warrick | 18 | 157 | 8.7 | 50 | 0 |
| Jon Kitna | 38 | 113 | 3.0 | 15 | 0 |
| Jeremi Johnson | 15 | 41 | 2.7 | 12 | 1 |
| Kelley Washington | 1 | 5 | 5.0 | 5 | 0 |
| BENGALS | 481 | 1987 | 4.1 | 54 | 12 |
| OPPONENTS | 461 | 2218 | 4.8 | 78t | 18 |

| RECEIVING | REC | YDS | AVG | LG | TD |
|-------------------|-----|------|------|-----|----|
| Chad Johnson | 90 | 1355 | 15.1 | 82t | 10 |
| Peter Warrick | 79 | 819 | 10.4 | 77t | 7 |
| Brandon Bennett | 25 | 176 | 7.0 | 16 | 1 |
| Matt Schobel | 24 | 332 | 13.8 | 45t | 2 |
| Kelley Washington | 22 | 299 | 13.6 | 51t | 4 |
| Tony Stewart | 21 | 212 | 10.1 | 21 | 0 |
| Rudi Johnson | 21 | 146 | 7.0 | 17 | 0 |
| Jeremi Johnson | 15 | 82 | 5.5 | 16 | 1 |
| Reggie Kelly | 13 | 81 | 6.2 | 13 | 1 |
| Corey Dillon | 11 | 71 | 6.5 | 14 | 0 |
| Kevin Walter | 3 | 18 | 6.0 | 9 | 0 |
| BENGALS | 324 | 3591 | 11.1 | 82t | 26 |
| OPPONENTS | 297 | 3598 | 12.1 | 73t | 23 |

| INTERCEPTIONS | NO | YDS | AVG | LG | TD |
|------------------|----|-----|------|-----|----|
| Tory James | 4 | 56 | 14.0 | 31 | 0 |
| Jeff Burris | 2 | 17 | 8.5 | 17 | 0 |
| Brian Simmons | 2 | 14 | 7.0 | 13 | 0 |
| Rogers Beckett | 2 | 11 | 5.5 | 11 | 0 |
| Kevin Kaesviharn | 1 | 10 | 10.0 | 10 | 0 |
| Artrell Hawkins | 1 | 8 | 8.0 | 8 | 0 |
| Terrell Roberts | 1 | 6 | 6.0 | 6 | 0 |
| Mark Roman | 1 | 1 | 1.0 | 1 | 0 |
| BENGALS | 14 | 123 | 8.8 | 31 | 0 |
| OPPONENTS | 15 | 225 | 15.0 | 83t | 2 |

| PUNTING | NO | YDS | AVG | NET | TB | IN-20 | LG | BLK. |
|-----------------|----|------|------|------|----|-------|----|------|
| Kyle Richardson | 49 | 1961 | 40.0 | 33.5 | 5 | 9 | 58 | 0 |
| Nick Harris | 28 | 1084 | 38.7 | 30.0 | 3 | 5 | 53 | 0 |
| BENGALS | 77 | 3045 | 39.5 | 32.2 | 8 | 14 | 58 | 0 |
| OPPONENTS | 67 | 2845 | 42.5 | 35.1 | 8 | 21 | 72 | 0 |

| PUNT RETURNS | NO | FC | YDS | AVG | LG | TD |
|---------------|----|----|-----|------|-----|----|
| Peter Warrick | 25 | 8 | 273 | 10.9 | 68t | 1 |
| Jeff Burris | 5 | 0 | 58 | 11.6 | 34 | 0 |
| BENGALS | 30 | 8 | 331 | 11.0 | 68t | 1 |
| OPPONENTS | 47 | 7 | 403 | 8.6 | 37 | 0 |

| KICKOFF RETURNS | NO | YDS | AVG | LG | TD |
|-----------------|----|------|------|----|----|
| Brandon Bennett | 53 | 1146 | 21.6 | 46 | 0 |
| Terrell Roberts | 7 | 128 | 18.3 | 23 | 0 |
| Kenny Watson | 7 | 113 | 16.1 | 27 | 0 |
| Rudi Johnson | 2 | 23 | 11.5 | 15 | 0 |
| Carl Powell | 2 | 33 | 16.5 | 20 | 0 |
| Jeremi Johnson | 1 | 16 | 16.0 | 16 | 0 |
| Glen Steele | 1 | 2 | 2.0 | 2 | 0 |
| Tony Stewart | 1 | 13 | 13.0 | 13 | 0 |
| BENGALS | 74 | 1474 | 19.9 | 46 | 0 |
| OPPONENTS | 71 | 1470 | 20.7 | 45 | 0 |

| FIELD GOALS | 1-19 | 20-29 | 30-39 | 40-49 | 50+ |
|---|------|-------|-------|-------|-----|
| Shayne Graham | 0-0 | 5-5 | 10-10 | 7-8 | 0-2 |
| BENGALS | 0-0 | 5-5 | 10-10 | 7-8 | 0-2 |
| OPPONENTS | 1-1 | 11-12 | 9-11 | 5-7 | 2-2 |
| Shayne Graham: (26G), (31G, 22G), (44G), (—), (39G, 37G, 54N, 30G), (44G, 37G), (30G, 25G), (—), (40G, 40G), (27G, 48N), (37G, 47G), (44G), (25G, 38G), (34G, 30G), (48G), (52N). | | | | | |
| Opponents: (51G, 27G, 39G), (40G, 26G, 39G), (24N, 33G), (35N), (27G, 38G, 29G), (25G), (27G, 49B), (31G, 34N), (45G, 33G), (37G, 39G, 44N), (48G, 26G), (23G, 39G), (22G), (23G), (26G, 50G), (42G, 42G, 18G). | | | | | |

USUAL STARTERS

| OFFENSE | DEFENSE |
|---------------------|-------------------|
| WR Peter Warrick | LDE Duane Clemons |
| LOT Levi Jones | LDT John Thornton |
| LG Eric Steinbach | RDT Tony Williams |
| C Rich Braham | RDE Justin Smith |
| RG Mike Goff | SLB Adrian Ross |
| ROT Willie Anderson | MLB Kevin Hardy |
| TE Reggie Kelly | WLB Brian Simmons |
| WR Chad Johnson | LCB Jeff Burris |
| QB Jon Kitna | Artrell Hawkins |
| HB Corey Dillon | Tory James |
| FB Jeremi Johnson | Rogers Beckett, |
| | Kevin Kaesviharn |
| | FS Mark Roman |

| DEFENSE* | ST | AT | TT | SKS-YDS | INT-YDS | PD | FF | FR-YDS |
|------------------|----|----|-----|---------|---------|----|----|--------|
| Brian Simmons | 72 | 31 | 103 | 1.5-9 | 2-14 | 6 | 2 | 4-13 |
| Kevin Hardy | 59 | 33 | 92 | 1.5-11 | 0-0 | 4 | 1 | 1-10 |
| Mark Roman | 55 | 19 | 74 | 0.5-5 | 1-1 | 7 | 1 | 0-0 |
| Rogers Beckett | 50 | 17 | 67 | 3-24 | 2-11 | 5 | 1 | 0-0 |
| Tory James | 57 | 6 | 63 | 1-1 | 4-56 | 18 | 0 | 0-0 |
| Justin Smith | 41 | 19 | 60 | 5-16.5 | 0-0 | 3 | 1 | 0-0 |
| Artrell Hawkins | 50 | 5 | 55 | 0-0 | 1-8 | 6 | 1 | 0-0 |
| Adrian Ross | 33 | 21 | 54 | 0-0 | 0-0 | 0 | 2 | 0-0 |
| Kevin Kaesviharn | 42 | 9 | 51 | 1-8 | 1-10 | 4 | 0 | 0-0 |
| Duane Clemons | 35 | 7 | 42 | 6-46 | 0-0 | 4 | 1 | 1-0 |
| Tony Williams | 28 | 10 | 38 | 2-9 | 0-0 | 0 | 1 | 1-(-1) |
| Jeff Burris | 33 | 3 | 36 | 0-0 | 2-17 | 6 | 1 | 0-0 |
| John Thornton | 19 | 12 | 31 | 6-42 | 0-0 | 3 | 1 | 2-2 |
| Oliver Gibson | 17 | 7 | 24 | 0.5-3.5 | 0-0 | 3 | 0 | 0-0 |
| Glen Steele | 17 | 5 | 22 | 0.5-5.5 | 0-0 | 0 | 0 | 0-0 |
| Carl Powell | 10 | 10 | 20 | 0.5-2.5 | 0-0 | 1 | 1 | 1-0 |
| Terrell Roberts | 13 | 3 | 16 | 1-13 | 1-6 | 1 | 1 | 0-0 |
| Marquand Manuel | 9 | 2 | 11 | 0-0 | 0-0 | 1 | 0 | 0-0 |
| Dwayne Levels | 5 | 5 | 10 | 0-0 | 0-0 | 0 | 0 | 0-0 |
| Riall Johnson | 2 | 6 | 8 | 0-0 | 0-0 | 0 | 0 | 0-0 |
| Reggie Myles | 4 | 0 | 4 | 0-0 | 0-0 | 0 | 0 | 0-0 |

| SPECIAL TEAMS* | ST | AT | TT | FF | FR-YDS | BP | BFG | BXP |
|------------------|----|----|----|----|--------|----|-----|-----|
| Rogers Beckett | 12 | 4 | 16 | 1 | 0-0 | 0 | 0 | 0 |
| Reggie Myles | 12 | 4 | 16 | 0 | 0-0 | 0 | 0 | 0 |
| Riall Johnson | 11 | 2 | 13 | 0 | 0-0 | 0 | 0 | 0 |
| Kevin Kaesviharn | 10 | 3 | 13 | 0 | 0-0 | 0 | 0 | 0 |
| Khalid Abdullah | 8 | 2 | 10 | 0 | 0-0 | 0 | 0 | 0 |
| Brandon Bennett | 6 | 2 | 8 | 0 | 0-0 | 0 | 0 | 0 |
| Brad St. Louis | 7 | 0 | 7 | 0 | 0-0 | 0 | 0 | 0 |
| Shayne Graham | 5 | 1 | 6 | 0 | 0-0 | 0 | 0 | 0 |
| Kevin Walter | 3 | 3 | 6 | 0 | 0-0 | 0 | 0 | 0 |
| Dwayne Levels | 5 | 0 | 5 | 0 | 0-0 | 0 | 0 | 0 |
| Marquand Manuel | 3 | 2 | 5 | 0 | 0-0 | 0 | 0 | 0 |
| Tory James | 4 | 0 | 4 | 0 | 0-0 | 0 | 0 | 0 |
| Terrell Roberts | 4 | 0 | 4 | 0 | 0-0 | 0 | 0 | 0 |
| Kenny Watson | 4 | 0 | 4 | 0 | 0-0 | 0 | 0 | 0 |
| Jeff Burris | 3 | 1 | 4 | 0 | 0-0 | 0 | 0 | 0 |
| Chris Edmonds | 2 | 2 | 4 | 0 | 0-0 | 0 | 0 | 0 |
| Adrian Ross | 3 | 0 | 3 | 0 | 0-0 | 0 | 0 | 0 |
| Tony Stewart | 3 | 0 | 3 | 0 | 0-0 | 0 | 0 | 0 |
| Artrell Hawkins | 1 | 2 | 3 | 0 | 0-0 | 0 | 0 | 0 |
| Frank Chamberlin | 1 | 0 | 1 | 0 | 0-0 | 0 | 0 | 0 |
| John Thornton | 0 | 0 | 0 | 0 | 0-0 | 0 | 1 | 0 |

| MISCELLANEOUS DEFENSE* | ST | AT | TT | FF | FR-YDS |
|------------------------|----|----|----|----|--------|
| Peter Warrick | 4 | 0 | 4 | 0 | 0-0 |
| Brandon Bennett | 2 | 0 | 2 | 0 | 0-0 |
| Levi Jones | 2 | 0 | 2 | 0 | 0-0 |
| Matt Schobel | 2 | 0 | 2 | 0 | 0-0 |
| Mike Goff | 1 | 0 | 1 | 0 | 0-0 |
| Chad Johnson | 1 | 0 | 1 | 0 | 0-0 |
| Rudi Johnson | 1 | 0 | 1 | 0 | 0-0 |
| Jon Kitna | 1 | 0 | 1 | 0 | 0-0 |
| Scott Rehberg | 1 | 0 | 1 | 0 | 0-0 |
| Eric Steinbach | 1 | 0 | 1 | 0 | 0-0 |

* NOTE: All defensive statistics above are press box statistics produced at the games.

2004 STATISTICS

RECORD: 8-8-0

HEAD COACH: MARVIN LEWIS

| DATE | W-L | SCORE | OPPONENT | ATTENDANCE |
|----------|-----|-------|-----------------|------------|
| 9-12-04 | L | 24-31 | at N.Y. Jets | 77,230 |
| 9-19-04 | W | 16-13 | MIAMI | 65,705 |
| 9-26-04 | L | 9-23 | BALTIMORE | 65,575 |
| 10-3-04 | L | 17-28 | at Pittsburgh | 62,402 |
| 10-10-04 | | | — BYE — | |
| 10-17-04 | L | 17-34 | at Cleveland | 73,263 |
| 10-25-04 | W | 23-10 | DENVER | 65,806 |
| 10-31-04 | L | 20-27 | at Tennessee | 68,932 |
| 11-7-04 | W | 26-3 | DALLAS | 65,721 |
| 11-14-04 | W | 17-10 | at Washington | 87,786 |
| 11-21-04 | L | 14-19 | PITTSBURGH | 65,780 |
| 11-28-04 | W | 58-48 | CLEVELAND | 65,677 |
| 12-5-04 | W | 27-26 | at Baltimore | 69,695 |
| 12-12-04 | L | 28-35 | at New England | 68,756 |
| 12-19-04 | L | 17-33 | BUFFALO | 65,378 |
| 12-26-04 | W | 23-22 | N.Y. GIANTS | 64,606 |
| 1-2-05 | W | 38-10 | at Philadelphia | 67,074 |

| TEAM STATISTICS | BENGALS | OPPONENTS |
|--------------------|---------|-----------|
| TOTAL FIRST DOWNS | 286 | 303 |
| Rushing | 93 | 123 |
| Passing | 172 | 158 |
| Penalty | 21 | 22 |
| 3rd Down: Made-Att | 88-219 | 80-218 |
| 3rd Down Pct. | 40.2 | 36.7 |
| 4th Down: Made-Att | 6-12 | 5-15 |
| 4th Down Pct. | 50.0 | 33.3 |
| POSSESSION AVG. | 29-20 | 30-40 |
| TOTAL NET YARDS | 5140 | 5365 |
| Avg. Per Game | 321.3 | 335.3 |
| Total Plays | 1004 | 1031 |
| Avg. Per Play | 5.1 | 5.2 |
| NET YARDS RUSHING | 1839 | 2062 |
| Avg. Per Game | 114.9 | 128.9 |
| Total Rushes | 437 | 474 |
| NET YARDS PASSING | 3301 | 3303 |
| Avg. Per Game | 206.3 | 206.4 |
| Sacked-Yards Lost | 31-219 | 37-257 |
| Gross Yards | 3520 | 3560 |
| Att.-Completions | 536-324 | 520-313 |
| Completion Pct. | 60.4 | 60.2 |
| Had Intercepted | 22 | 20 |
| PUNTS-AVG. | 84-41.7 | 79-41.9 |
| Net Punting Avg. | 35.5 | 35.7 |
| PENALTIES-YARDS | 103-810 | 106-887 |
| FUMBLES-BALLS LOST | 17-10 | 40-16 |
| TOUCHDOWNS | 42 | 41 |
| Rushing | 14 | 11 |
| Passing | 23 | 23 |
| Returns | 5 | 7 |

| SCORE BY PERIODS | 1 | 2 | 3 | 4 | OT | PTS |
|------------------|----|-----|----|-----|----|-----|
| BENGALS | 69 | 108 | 96 | 101 | 0 | 374 |
| OPPONENTS | 75 | 117 | 82 | 98 | 0 | 372 |

| SCORING | TD | TD-R | TD-P | TD-R | K-PAT | FG | S | PTS |
|---------------------|----|------|------|------|-------|-------|---|-----|
| Shayne Graham | 0 | 0 | 0 | 0 | 41-41 | 27-31 | 0 | 122 |
| Rudi Johnson | 12 | 12 | 0 | 0 | — | — | 0 | 72 |
| Chad Johnson | 9 | 0 | 9 | 0 | — | — | 0 | 54 |
| T.J. Houshmandzadeh | 4 | 0 | 4 | 0 | — | — | 0 | 24 |
| Matt Schobel | 4 | 0 | 4 | 0 | — | — | 0 | 24 |
| Kelley Washington | 3 | 0 | 3 | 0 | — | — | 0 | 18 |
| Robert Geathers | 1 | 0 | 0 | 1 | — | — | 0 | 6 |
| Jeremi Johnson | 1 | 0 | 1 | 0 | — | — | 0 | 6 |
| Kevin Kaesviharn | 1 | 0 | 0 | 1 | — | — | 0 | 6 |
| Kyle Larson | 1 | 1 | 0 | 0 | — | — | 0 | 6 |
| Deltha O'Neal | 1 | 0 | 0 | 1 | — | — | 0 | 6 |
| Carson Palmer | 1 | 1 | 0 | 0 | — | — | 0 | 6 |
| Brian Simmons | 1 | 0 | 0 | 1 | — | — | 0 | 6 |
| Tony Stewart | 1 | 0 | 1 | 0 | — | — | 0 | 6 |
| Kenny Watson | 1 | 0 | 1 | 0 | — | — | 0 | 6 |
| Madieu Williams | 1 | 0 | 0 | 1 | — | — | 0 | 6 |
| BENGALS | 42 | 14 | 23 | 5 | 41-41 | 27-31 | 0 | 374 |
| OPPONENTS | 41 | 11 | 23 | 7 | 40-40 | 28-31 | 1 | 372 |

Two-point conversions: None. BENGALS 0-1, OPPONENTS 0-1.

| PASSING | ATT | CMP | YDS | CMP% | YDS/ATT | TD | TD% | INT | INT% | LG | SKD-YDS | RAT |
|---------------|-----|-----|------|------|---------|----|-----|-----|------|-----|---------|------|
| Carson Palmer | 432 | 263 | 2897 | 60.9 | 6.71 | 18 | 4.2 | 18 | 4.2 | 76t | 25-178 | 77.3 |
| Jon Kitna | 104 | 61 | 623 | 58.7 | 5.99 | 5 | 4.8 | 4 | 3.8 | 30 | 6-41 | 75.9 |
| BENGALS | 536 | 324 | 3520 | 60.4 | 6.57 | 23 | 4.3 | 22 | 4.1 | 76t | 31-219 | 77.0 |
| OPPONENTS | 520 | 313 | 3560 | 60.2 | 6.85 | 23 | 4.4 | 20 | 3.8 | 99t | 37-257 | 79.5 |

| RUSHING | ATT | YDS | AVG | LG | TD |
|---------------------|-----|------|------|-----|----|
| Rudi Johnson | 361 | 1454 | 4.0 | 52 | 12 |
| Kenny Watson | 26 | 161 | 6.2 | 25 | 0 |
| T.J. Houshmandzadeh | 6 | 51 | 8.5 | 16 | 0 |
| Carson Palmer | 18 | 47 | 2.6 | 14 | 1 |
| Jon Kitna | 10 | 42 | 4.2 | 15 | 0 |
| Chad Johnson | 4 | 39 | 9.8 | 18 | 0 |
| Cliff Russell | 3 | 15 | 5.0 | 13 | 0 |
| Peter Warrick | 2 | 14 | 7.0 | 8 | 0 |
| Kyle Larson | 1 | 11 | 11.0 | 11t | 1 |
| Jeremi Johnson | 3 | 5 | 1.7 | 4 | 0 |
| Chris Perry | 2 | 1 | 0.5 | 1 | 0 |
| Kelley Washington | 1 | -1 | -1.0 | -1 | 0 |
| BENGALS | 437 | 1839 | 4.2 | 52 | 14 |
| OPPONENTS | 474 | 2062 | 4.4 | 75t | 11 |

| RECEIVING | REC | YDS | AVG | LG | TD |
|---------------------|-----|------|------|-----|----|
| Chad Johnson | 95 | 1274 | 13.4 | 53t | 9 |
| T.J. Houshmandzadeh | 73 | 978 | 13.4 | 62 | 4 |
| Kelley Washington | 31 | 378 | 12.2 | 28 | 3 |
| Kenny Watson | 25 | 171 | 6.8 | 21 | 1 |
| Matt Schobel | 21 | 201 | 9.6 | 76t | 4 |
| Jeremi Johnson | 16 | 53 | 3.3 | 9 | 1 |
| Reggie Kelly | 15 | 85 | 5.7 | 14 | 0 |
| Rudi Johnson | 15 | 84 | 5.6 | 30 | 0 |
| Peter Warrick | 11 | 127 | 11.5 | 30 | 1 |
| Tony Stewart | 10 | 48 | 4.8 | 9 | 0 |
| Kevin Walter | 8 | 67 | 8.4 | 18 | 0 |
| Chris Perry | 3 | 33 | 11.0 | 13 | 0 |
| Cliff Russell | 1 | 21 | 21.0 | 21 | 0 |
| BENGALS | 324 | 3520 | 10.9 | 76t | 23 |
| OPPONENTS | 313 | 3560 | 11.4 | 99t | 23 |

| INTERCEPTIONS | NO | YDS | AVG | LG | TD |
|-----------------|----|-----|------|-----|----|
| Tory James | 8 | 66 | 8.3 | 23 | 0 |
| Deltha O'Neal | 4 | 60 | 15.0 | 31t | 1 |
| Madieu Williams | 3 | 51 | 17.0 | 51t | 1 |
| Brian Simmons | 2 | 61 | 30.5 | 50t | 1 |
| Robert Geathers | 1 | 36 | 36.0 | 36t | 1 |
| Kim Herring | 1 | 0 | 0.0 | 0 | 0 |
| Carl Powell | 1 | -2 | -2.0 | -2 | 0 |
| BENGALS | 20 | 272 | 13.6 | 51t | 4 |
| OPPONENTS | 22 | 446 | 20.3 | 62t | 4 |

| PUNTING | NO | YDS | AVG | NET | TB | IN-20 | LG | BLK. |
|-------------|----|------|------|------|----|-------|----|------|
| Kyle Larson | 83 | 3499 | 42.2 | 35.5 | 7 | 21 | 66 | 1 |
| BENGALS | 84 | 3499 | 41.7 | 35.5 | 7 | 21 | 66 | 1 |
| OPPONENTS | 79 | 3309 | 41.9 | 35.7 | 8 | 23 | 69 | 0 |

| PUNT RETURNS | NO | FC | YDS | AVG | LG | TD |
|---------------------|----|----|-----|------|----|----|
| Keiwan Ratliff | 17 | 5 | 207 | 12.2 | 49 | 0 |
| T.J. Houshmandzadeh | 11 | 7 | 88 | 8.0 | 28 | 0 |
| Deltha O'Neal | 7 | 6 | 33 | 4.7 | 17 | 0 |
| BENGALS | 35 | 18 | 328 | 9.4 | 49 | 0 |
| OPPONENTS | 51 | 10 | 378 | 7.4 | 63 | 0 |

| KICKOFF RETURNS | NO | YDS | AVG | LG | TD |
|---------------------|----|------|------|----|----|
| Cliff Russell | 39 | 872 | 22.4 | 40 | 0 |
| Kenny Watson | 13 | 240 | 18.5 | 32 | 0 |
| T.J. Houshmandzadeh | 10 | 227 | 22.7 | 32 | 0 |
| Tony Stewart | 3 | 20 | 6.7 | 10 | 0 |
| Reggie Kelly | 1 | 14 | 14.0 | 14 | 0 |
| Langston Moore | 1 | 15 | 15.0 | 15 | 0 |
| Deltha O'Neal | 1 | 15 | 15.0 | 15 | 0 |
| BENGALS | 68 | 1403 | 20.6 | 40 | 0 |
| OPPONENTS | 80 | 1573 | 19.7 | 41 | 0 |

| FIELD GOALS | 1-19 | 20-29 | 30-39 | 40-49 | 50+ |
|---|------|-------|-------|-------|-----|
| Shayne Graham | 0-0 | 7-7 | 10-12 | 7-8 | 3-4 |
| BENGALS | 0-0 | 7-7 | 10-12 | 7-8 | 3-4 |
| OPPONENTS | 0-0 | 13-13 | 8-8 | 7-10 | 0-0 |
| Shayne Graham: (22G), (38N, 48G, 36G, 39G), (29G, 47G, 26G), (34G), (32G, 44N), (53G, 34G, 35G), (28G, 50G), (35G, 47G, 45G, 30G)(41G), (—), (21G, 32G, 36G), (53N, 41G, 24G), (—), (24G), (42G), (37N, 50G). | | | | | |
| Opponents: (21G), (43G, 47G), (21G), (—), (23G, 33G), (49N, 29G), (23G, 45G), (24G), (47N, 33G), (32G), (23G, 29G), (20G, 22G, 38G, 45G), (—), (23G, 39G, 21G, 33G), (31G, 36G, 44G, 41G, 28G), (45N, 46G). | | | | | |

USUAL STARTERS

| OFFENSE | DEFENSE |
|------------------------|--------------------|
| WR Chad Johnson | LDE Duane Clemons |
| LOT Levi Jones | LDT John Thornton |
| LG Eric Steinbach | RDT Tony Williams, |
| C Rich Braham, | Langston Moore |
| Jerry Fontenot | RDE Justin Smith |
| RG Bobbie Williams | SLB Kevin Hardy |
| ROT Willie Anderson | MLB Landon Johnson |
| TE Reggie Kelly | WLB Brian Simmons |
| WR T.J. Houshmandzadeh | LCB Deltha O'Neal |
| QB Carson Palmer | RCB Tony James |
| HB Rudi Johnson | SS Kim Herring, |
| FB Jeremi Johnson, | Kevin Kaesviharn, |
| Tony Stewart (TE) | Rogers Beckett |
| | Madieu Williams |
| | FS |

| DEFENSE* | ST | AT | TT | SKS-YDS | INT-YDS | PD | FF | FR-YDS |
|------------------|----|----|-----|----------|---------|----|----|--------|
| Brian Simmons | 76 | 31 | 107 | 1-9 | 2-61 | 4 | 3 | 1-18 |
| Madieu Williams | 76 | 15 | 91 | 2-19 | 3-51 | 11 | 0 | 2-(-3) |
| Landon Johnson | 57 | 27 | 84 | 2-14 | 0-0 | 2 | 2 | 1-0 |
| Justin Smith | 42 | 29 | 71 | 8-70.5 | 0-0 | 2 | 2 | 2-0 |
| Kevin Hardy | 42 | 27 | 69 | 4-18 | 0-0 | 4 | 0 | 0-0 |
| Tory James | 58 | 5 | 63 | 0-0 | 8-66 | 13 | 2 | 1-0 |
| Kim Herring | 49 | 13 | 62 | 0-0 | 1-0 | 6 | 1 | 0-0 |
| Kevin Kaesviharn | 44 | 14 | 58 | 0-0 | 0-0 | 8 | 0 | 1-3 |
| John Thornton | 37 | 20 | 57 | 3-16 | 0-0 | 4 | 0 | 0-0 |
| Duane Clemons | 32 | 18 | 50 | 6.5-41.5 | 0-0 | 1 | 2 | 0-0 |
| Deltha O'Neal | 35 | 5 | 40 | 1-8 | 4-60 | 15 | 1 | 0-0 |
| Keiwan Ratliff | 27 | 8 | 35 | 0-0 | 0-0 | 5 | 0 | 1-0 |
| Langston Moore | 22 | 9 | 31 | 1-7 | 0-0 | 0 | 1 | 0-0 |
| Caleb Miller | 17 | 11 | 28 | 0-0 | 0-0 | 0 | 0 | 1-0 |
| Carl Powell | 16 | 6 | 22 | 2-14 | 1-(-2) | 1 | 1 | 0-0 |
| Nate Webster | 16 | 5 | 21 | 1-8 | 0-0 | 2 | 1 | 1-0 |
| Rogers Beckett | 14 | 5 | 19 | 0-0 | 0-0 | 1 | 0 | 0-0 |
| Tony Williams | 10 | 6 | 16 | 0-0 | 0-0 | 0 | 0 | 0-0 |
| Robert Geathers | 7 | 6 | 13 | 3.5-27 | 1-36 | 6 | 1 | 0-0 |
| Terrell Roberts | 8 | 1 | 9 | 0-0 | 0-0 | 2 | 0 | 0-0 |
| Anthony Mitchell | 4 | 1 | 5 | 0-0 | 0-0 | 0 | 0 | 1-0 |
| Larry Stevens | 2 | 3 | 5 | 0-0 | 0-0 | 0 | 0 | 0-0 |
| Rashad Bauman | 2 | 1 | 3 | 0-0 | 0-0 | 0 | 0 | 0-0 |
| Marcus Wilkins | 0 | 3 | 3 | 0-0 | 0-0 | 0 | 0 | 0-0 |
| Shaun Smith | 2 | 0 | 2 | 0-0 | 0-0 | 0 | 0 | 0-0 |
| Matthias Askew | 0 | 2 | 2 | 0-0 | 0-0 | 0 | 0 | 0-0 |
| Terrance Martin | 1 | 0 | 1 | 0-0 | 0-0 | 0 | 0 | 0-0 |
| (team) | — | — | — | 2-5 | — | — | — | — |

| SPECIAL TEAMS* | ST | AT | TT | FF | FR-YDS | BP | BFG | BXP |
|-----------------------|----|----|----|----|--------|----|-----|-----|
| Reggie Myles..... | 20 | 3 | 23 | 2 | 1-0 | 0 | 0 | 0 |
| Marcus Wilkins..... | 13 | 6 | 19 | 2 | 2-0 | 0 | 0 | 0 |
| Anthony Mitchell..... | 9 | 5 | 14 | 0 | 0-0 | 0 | 0 | 0 |
| Kenny Watson..... | 8 | 5 | 13 | 1 | 0-0 | 0 | 0 | 0 |
| Madieu Williams..... | 10 | 2 | 12 | 0 | 0-0 | 0 | 0 | 0 |
| Kevin Walter..... | 11 | 0 | 11 | 0 | 0-0 | 0 | 0 | 0 |
| Kevin Kaesviharn..... | 6 | 2 | 8 | 0 | 0-0 | 0 | 0 | 0 |
| Larry Stevens..... | 4 | 4 | 8 | 0 | 0-0 | 0 | 0 | 0 |
| Tony Stewart..... | 4 | 4 | 8 | 0 | 0-0 | 0 | 0 | 0 |
| Caleb Miller..... | 5 | 2 | 7 | 0 | 0-0 | 0 | 0 | 0 |
| Landon Johnson..... | 5 | 0 | 5 | 0 | 0-0 | 0 | 0 | 0 |
| Shayne Graham..... | 3 | 1 | 4 | 0 | 0-0 | 0 | 0 | 0 |
| Matt Schobel..... | 3 | 1 | 4 | 0 | 1-0 | 0 | 0 | 0 |
| Keiwan Ratliff..... | 2 | 2 | 4 | 1 | 0-0 | 0 | 0 | 0 |
| Robert Geathers..... | 2 | 1 | 3 | 0 | 0-0 | 0 | 0 | 0 |
| Brad St. Louis..... | 2 | 1 | 3 | 0 | 0-0 | 0 | 0 | 0 |
| Kyle Larson..... | 1 | 2 | 3 | 0 | 0-0 | 0 | 0 | 0 |
| Rashad Bauman..... | 2 | 0 | 2 | 0 | 0-0 | 0 | 0 | 0 |
| Kim Herring..... | 2 | 0 | 2 | 0 | 0-0 | 0 | 0 | 0 |
| Elton Patterson..... | 1 | 0 | 1 | 0 | 0-0 | 0 | 0 | 0 |
| Terrell Roberts..... | 1 | 0 | 1 | 0 | 0-0 | 0 | 0 | 0 |
| Cliff Russell..... | 1 | 0 | 1 | 0 | 0-0 | 0 | 0 | 0 |

2005 STATISTICS

RECORD: 11-5-0

HEAD COACH: MARVIN LEWIS
(BENGALS WON AFC NORTH DIVISION; SEE POSTSEASON
PORTION OF TEAM HISTORY SECTION FOR POSTSEASON STATS)

| DATE | W-L | SCORE | OPPONENT | ATTENDANCE |
|----------|-----|-------|-----------------|------------|
| 9-11-05 | W | 27-13 | at Cleveland | 73,013 |
| 9-18-05 | W | 37-8 | MINNESOTA | 65,763 |
| 9-25-05 | W | 24-7 | at Chicago | 62,045 |
| 10-2-05 | W | 16-10 | HOUSTON | 65,714 |
| 10-9-05 | L | 20-23 | at Jacksonville | 66,137 |
| 10-16-05 | W | 31-23 | at Tennessee | 69,149 |
| 10-23-05 | L | 13-27 | PITTSBURGH | 66,104 |
| 10-30-05 | W | 21-14 | GREEN BAY | 65,940 |
| 11-6-05 | W | 21-9 | at Baltimore | 70,540 |
| 11-13-05 | | | — BYE — | |
| 11-20-05 | L | 37-45 | INDIANAPOLIS | 65,995 |
| 11-27-05 | W | 42-29 | BALTIMORE | 65,680 |
| 12-4-05 | W | 38-31 | at Pittsburgh | 63,044 |
| 12-11-05 | W | 23-20 | CLEVELAND | 65,788 |
| 12-18-05 | W | 41-17 | at Detroit | 61,749 |
| 12-24-05 | L | 27-37 | BUFFALO | 65,485 |
| 1-1-06 | L | 3-37 | at Kansas City | 77,211 |

| TEAM STATISTICS | BENGALS | OPPONENTS |
|--------------------|---------|-----------|
| TOTAL FIRST DOWNS | 342 | 321 |
| Rushing | 109 | 109 |
| Passing | 203 | 185 |
| Penalty | 30 | 27 |
| 3rd Down: Made-Att | 84-196 | 81-190 |
| 3rd Down Pct. | 42.9 | 42.6 |
| 4th Down: Made-Att | 3-10 | 6-14 |
| 4th Down Pct. | 30.0 | 42.9 |
| POSSESSION AVG. | 30:52 | 29:09 |
| TOTAL NET YARDS | 5730 | 5419 |
| Avg. Per Game | 358.1 | 338.7 |
| Total Plays | 1018 | 976 |
| Avg. Per Play | 5.6 | 5.6 |
| NET YARDS RUSHING | 1910 | 1850 |
| Avg. Per Game | 119.4 | 115.6 |
| Total Rushes | 459 | 429 |
| NET YARDS PASSING | 3820 | 3569 |
| Avg. Per Game | 238.8 | 223.1 |
| Sacked-Yards Lost | 21-115 | 28-180 |
| Gross Yards | 3935 | 3749 |
| Att. Completions | 538-362 | 519-324 |
| Completion Pct. | 67.3 | 62.4 |
| Had Intercepted | 14 | 31 |
| PUNTS-AVG. | 61-42.5 | 50-42.1 |
| Net Punting Avg. | 35.6 | 37.4 |
| PENALTIES-YARDS | 110-920 | 110-985 |
| FUMBLES-BALLS LOST | 18-6 | 31-13 |
| TOUCHDOWNS | 48 | 39 |
| Rushing | 15 | 16 |
| Passing | 32 | 21 |
| Returns | 1 | 2 |

| SCORE BY PERIODS | 1 | 2 | 3 | 4 | OT | PTS |
|------------------|----|-----|----|----|----|-----|
| BENGALS | 84 | 147 | 98 | 92 | 0 | 421 |
| OPPONENTS | 60 | 102 | 89 | 99 | 0 | 350 |

| SCORING | TD | TD-R | TD-P | TD-RT | K-PAT | FG | S | PTS |
|---------------------|----|------|------|-------|-------|-------|---|-----|
| Shayne Graham | 0 | 0 | 0 | 0 | 47-47 | 28-32 | 0 | 131 |
| Rudi Johnson | 12 | 12 | 0 | 0 | — | — | 0 | 72 |
| Chad Johnson | 9 | 0 | 9 | 0 | — | — | 0 | 54 |
| T.J. Houshmandzadeh | 8 | 1 | 7 | 0 | — | — | 0 | 48 |
| Chris Henry | 6 | 0 | 6 | 0 | — | — | 0 | 36 |
| Jeremi Johnson | 3 | 0 | 3 | 0 | — | — | 0 | 18 |
| Chris Perry | 2 | 0 | 2 | 0 | — | — | 0 | 12 |
| Tab Perry | 2 | 1 | 1 | 0 | — | — | 0 | 12 |
| Matt Schobel | 1 | 0 | 1 | 0 | — | — | 0 | 8 |
| Reggie Kelly | 1 | 0 | 1 | 0 | — | — | 0 | 6 |
| Carson Palmer | 1 | 1 | 0 | 0 | — | — | 0 | 6 |
| Odell Thurman | 1 | 0 | 0 | 1 | — | — | 0 | 6 |
| Kevin Walter | 1 | 0 | 1 | 0 | — | — | 0 | 6 |
| Kelley Washington | 1 | 0 | 1 | 0 | — | — | 0 | 6 |
| BENGALS | 48 | 15 | 32 | 1 | 47-47 | 28-32 | 0 | 421 |
| OPPONENTS | 39 | 16 | 21 | 2 | 37-37 | 25-28 | 0 | 350 |

Two-point conversions: Matt Schobel. BENGALS 1-1, OPPONENTS 2-2.

| PASSING | ATT | CMP | YDS | CMP% | YDS/ATT | TD | TD% | INT | INT% | LG | SKD-YDS | RAT |
|---------------|-----|-----|------|------|---------|----|-----|-----|------|-----|---------|-------|
| Carson Palmer | 509 | 345 | 3836 | 67.8 | 7.54 | 32 | 6.3 | 12 | 2.4 | 70t | 19-105 | 101.1 |
| Jon Kitna | 29 | 17 | 99 | 58.6 | 3.41 | 0 | 0.0 | 2 | 6.9 | 16 | 2-10 | 36.4 |
| BENGALS | 538 | 362 | 3935 | 67.3 | 7.31 | 32 | 5.9 | 14 | 2.6 | 70t | 21-115 | 97.6 |
| OPPONENTS | 519 | 324 | 3749 | 62.4 | 7.22 | 21 | 4.0 | 31 | 6.0 | 68t | 28-180 | 72.8 |

| RUSHING | ATT | YDS | AVG | LG | TD |
|---------------------|-----|------|-----|-----|----|
| Rudi Johnson | 337 | 1458 | 4.3 | 33 | 12 |
| Chris Perry | 61 | 279 | 4.6 | 30 | 0 |
| T.J. Houshmandzadeh | 8 | 62 | 7.8 | 17 | 1 |
| Carson Palmer | 34 | 41 | 1.2 | 14 | 1 |
| Chad Johnson | 5 | 33 | 6.6 | 11 | 0 |
| Jeremi Johnson | 8 | 14 | 1.8 | 5 | 0 |
| Jon Kitna | 2 | 14 | 7.0 | 11 | 0 |
| Tab Perry | 3 | 9 | 3.0 | 7 | 1 |
| Nick Luchey | 1 | 0 | 0.0 | 0 | 0 |
| BENGALS | 459 | 1910 | 4.2 | 33 | 15 |
| OPPONENTS | 429 | 1850 | 4.3 | 49t | 16 |

| RECEIVING | REC | YDS | AVG | LG | TD |
|---------------------|-----|------|------|-----|----|
| Chad Johnson | 97 | 1432 | 14.8 | 70t | 9 |
| T.J. Houshmandzadeh | 78 | 956 | 12.3 | 43t | 7 |
| Chris Perry | 51 | 328 | 6.4 | 28 | 2 |
| Chris Henry | 31 | 422 | 13.6 | 47 | 6 |
| Rudi Johnson | 23 | 90 | 3.9 | 15 | 0 |
| Kevin Walter | 19 | 211 | 11.1 | 33 | 1 |
| Matt Schobel | 18 | 193 | 10.7 | 28 | 1 |
| Reggie Kelly | 15 | 90 | 6.0 | 16 | 1 |
| Jeremi Johnson | 12 | 65 | 5.4 | 27t | 3 |
| Kelley Washington | 10 | 101 | 10.1 | 18t | 1 |
| Tony Stewart | 4 | 26 | 6.5 | 10 | 0 |
| Tab Perry | 4 | 21 | 5.3 | 13 | 1 |
| BENGALS | 362 | 3935 | 10.9 | 70t | 32 |
| OPPONENTS | 324 | 3749 | 11.6 | 68t | 21 |

| INTERCEPTIONS | NO | YDS | AVG | LG | TD |
|------------------|----|-----|------|-----|----|
| Deltha O'Neal | 10 | 103 | 10.3 | 37 | 0 |
| Odell Thurman | 5 | 59 | 11.8 | 30t | 1 |
| Tory James | 5 | 5 | 1.0 | 5 | 0 |
| Keiwan Ratliff | 3 | 52 | 17.3 | 35 | 0 |
| Kevin Kaesviharn | 3 | 9 | 3.0 | 6 | 0 |
| Brian Simmons | 2 | 15 | 7.5 | 16 | 0 |
| Ifeanyi Ohalet | 1 | 15 | 15.0 | 15 | 0 |
| Madieu Williams | 1 | 2 | 2.0 | 2 | 0 |
| John Thornton | 1 | 0 | 0.0 | 0 | 0 |
| BENGALS | 31 | 260 | 8.4 | 37 | 1 |
| OPPONENTS | 14 | 247 | 17.6 | 55 | 1 |

| PUNTING | NO | YDS | AVG | NET | TB | IN-20 | LG | BLK. |
|-------------|----|------|------|------|----|-------|----|------|
| Kyle Larson | 60 | 2591 | 43.2 | 35.6 | 8 | 13 | 75 | 1 |
| BENGALS | 61 | 2591 | 42.5 | 35.6 | 8 | 13 | 75 | 1 |
| OPPONENTS | 50 | 2106 | 42.1 | 37.4 | 4 | 18 | 56 | 0 |

| PUNT RETURNS | NO | FC | YDS | AVG | LG | TD |
|----------------|----|----|-----|-----|----|----|
| Keiwan Ratliff | 28 | 14 | 157 | 5.6 | 13 | 0 |
| BENGALS | 28 | 14 | 157 | 5.6 | 13 | 0 |
| OPPONENTS | 32 | 7 | 260 | 8.1 | 27 | 0 |

| KICKOFF RETURNS | NO | YDS | AVG | LG | TD |
|-----------------|----|------|------|-----|----|
| Tab Perry | 64 | 1562 | 24.4 | 94 | 0 |
| Matt Schobel | 2 | 4 | 2.0 | 4 | 0 |
| Deltha O'Neal | 1 | 14 | 14.0 | 14 | 0 |
| BENGALS | 67 | 1580 | 23.6 | 94 | 0 |
| OPPONENTS | 85 | 1787 | 21.0 | 99t | 1 |

| FIELD GOALS | 1-19 | 20-29 | 30-39 | 40-49 | 50+ |
|---|------|-------|-------|-------|-----|
| Shayne Graham | 0-0 | 11-11 | 10-11 | 7-9 | 0-1 |
| BENGALS | 0-0 | 11-11 | 10-11 | 7-9 | 0-1 |
| OPPONENTS | 1-1 | 12-12 | 7-8 | 3-4 | 2-3 |
| Shayne Graham: (32G, 23G), (40G, 29G, 30G), (33G), (24G, 42N, 27G, 46G), (31G, 48G), (52N, 21G), (30N, 26G, 39G), (—), (48N), (43G, 41G, 44G), (26G, 31G), (30G), (21G, 27G, 37G), (28G, 33G), (31G, 27G), (49G). | | | | | |
| Opponents: (29G, 34G), (—), (39N), (28G), (32G, 51G, 53G), (24G, 29G, 47G), (27G, 39G), (—), (34G, 32G, 31G), (19G), (54N), (23G), (41G, 29G), (45G), (21G, 24G, 48N, 22G), (39G, 24G, 23G). | | | | | |

USUAL STARTERS

| OFFENSE | DEFENSE |
|------------------------|---------------------|
| WR Chad Johnson | LDE Justin Smith |
| LOT Levi Jones | LDT Bryan Robinson, |
| LG Eric Steinbach | RDT Shaun Smith |
| C Rich Braham | RDE John Thornton |
| RG Bobbie Williams | SLB Robert Geathers |
| ROT Willie Anderson | SS Landon Johnson, |
| TE Reggie Kelly | FS David Pollack |
| WR T.J. Houshmandzadeh | MLB Odell Thurman |
| QB Carson Palmer | WLB Brian Simmons |
| HB Rudi Johnson | LCB Deltha O'Neal |
| FB Jeremi Johnson | RCB Tory James |
| | SS Ifeanyi Ohalet |
| | FS Kevin Kaesviharn |

| DEFENSE* | ST | AT | TT | SKS-YDS | INT-YDS | PD | FF | FR-YDS |
|------------------|----|----|-----|---------|---------|----|----|--------|
| Odell Thurman | 68 | 37 | 105 | 1.5-13 | 5-59 | 9 | 4 | 0-0 |
| Kevin Kaesviharn | 63 | 24 | 87 | 1-6 | 3-9 | 8 | 0 | 3-0 |
| Brian Simmons | 52 | 32 | 84 | 4-29 | 2-15 | 7 | 3 | 0-0 |
| Landon Johnson | 58 | 24 | 82 | 0-0 | 0-0 | 2 | 1 | 0-0 |
| Justin Smith | 45 | 21 | 66 | 6-24 | 0-0 | 2 | 1 | 1-0 |
| Deltha O'Neal | 56 | 9 | 65 | 0-0 | 10-103 | 20 | 0 | 1-26 |
| Tory James | 49 | 8 | 57 | 0-0 | 5-5 | 14 | 1 | 1-26 |
| Ifeanyi Ohalet | 36 | 15 | 51 | 0-0 | 1-15 | 2 | 0 | 0-0 |
| Keiwan Ratliff | 37 | 6 | 43 | 0-0 | 3-52 | 3 | 1 | 1-0 |
| John Thornton | 24 | 18 | 42 | 2-14 | 1-0 | 1 | 2 | 1-0 |
| Robert Geathers | 25 | 9 | 34 | 3-20 | 0-0 | 1 | 1 | 0-0 |
| David Pollack | 22 | 6 | 28 | 4.5-34 | 0-0 | 1 | 0 | 1-6 |
| Shaun Smith | 18 | 8 | 26 | 0-0 | 0-0 | 0 | 0 | 0-0 |
| Madieu Williams | 16 | 5 | 21 | 0-0 | 1-2 | 3 | 0 | 0-0 |
| Anthony Mitchell | 17 | 2 | 19 | 1-4 | 0-0 | 0 | 0 | 0-0 |
| Bryan Robinson | 9 | 9 | 18 | 0-0 | 0-0 | 0 | 0 | 0-0 |
| Carl Powell | 9 | 4 | 13 | 1-4 | 0-0 | 1 | 0 | 0-0 |
| Duane Clemons | 10 | 2 | 12 | 2-12 | 0-0 | 1 | 0 | 1-0 |
| Rashad Bauman | 8 | 0 | 8 | 0-0 | 0-0 | 1 | 0 | 0-0 |
| Caleb Miller | 6 | 1 | 7 | 0-0 | 0-0 | 0 | 0 | 1-0 |
| Matthias Askew | 2 | 2 | 4 | 0-0 | 0-0 | 0 | 1 | 0-0 |
| Jonathan Fanene | 2 | 1 | 3 | 0-0 | 0-0 | 0 | 0 | 0-0 |
| Patrick Body | 1 | 0 | 1 | 0-0 | 0-0 | 0 | 0 | 0-0 |
| Hannibal Navies | 1 | 0 | 1 | 0-0 | 0-0 | 0 | 0 | 0-0 |
| (team) | — | — | — | 2-20 | — | — | — | — |

| SPECIAL TEAMS* | ST | AT | TT | FF | FR-YDS | BP | BFG | BXP |
|------------------|----|----|----|----|--------|----|-----|-----|
| Marcus Wilkins | 11 | 5 | 16 | 1 | 0-0 | 0 | 0 | 0 |
| Kevin Walter | 10 | 6 | 16 | 0 | 0-0 | 0 | 0 | 0 |
| Tab Perry | 10 | 2 | 12 | 1 | 1-0 | 0 | 0 | 0 |
| Shayne Graham | 7 | 4 | 11 | 0 | 0-0 | 0 | 0 | 0 |
| Anthony Mitchell | 5 | 6 | 11 | 0 | 0-0 | 0 | 0 | 0 |
| Hannibal Navies | 9 | 1 | 10 | 1 | 1-0 | 0 | 0 | 0 |
| Caleb Miller | 6 | 3 | 9 | 0 | 0-0 | 0 | 0 | 0 |
| Greg Brooks | 7 | 1 | 8 | 0 | 0-0 | 0 | 0 | 0 |
| Tony Stewart | 4 | 4 | 8 | 0 | 0-0 | 0 | 0 | 0 |
| Reggie Myles | 5 | 0 | 5 | 0 | 0-0 | 0 | 0 | 0 |
| Landon Johnson | 3 | 2 | 5 | 0 | 0-0 | 0 | 0 | 0 |
| Ifeanyi Ohalet | 4 | 0 | 4 | 0 | 0-0 | 0 | 0 | 0 |
| Rashad Bauman | 3 | 1 | 4 | 0 | 0-0 | 0 | 0 | 0 |
| Patrick Body | 3 | 0 | 3 | 0 | 0-0 | 0 | 0 | 0 |
| Keiwan Ratliff | 3 | 0 | 3 | 0 | 0-0 | 0 | 0 | 0 |
| Larry Stevens | 2 | 1 | 3 | 0 | 0-0 | 0 | 0 | 0 |
| Kyle Larson | 2 | 0 | 2 | 0 | 0-0 | 0 | 0 | 0 |
| Brad St. Louis | 2 | 0 | 2 | 0 | 0-0 | 0 | 0 | 0 |
| Madieu Williams | 1 | 1 | 2 | 0 | 0-0 | 0 | 0 | 0 |
| Reggie Kelly | 1 | 0 | 1 | 0 | 0-0 | 0 | 0 | 0 |
| Matt Schobel | 1 | 0 | 1 | 0 | 0-0 | 0 | 0 | 0 |
| Kenny Watson | 1 | 0 | 1 | 0 | 0-0 | 0 | 0 | 0 |
| Tory James | 0 | 1 | 1 | 0 | 0-0 | 0 | 0 | 0 |

| MISCELLANEOUS DEFENSE* | ST | AT | TT | FF | FR-YDS |
|------------------------|----|----|----|----|--------|
| T.J. Houshmandzadeh | 4 | 0 | 4 | 0 | 0-0 |
| Bobbie Williams | 4 | 0 | 4 | 0 | 0-0 |
| Willie Anderson | 2 | 0 | 2 | 0 | 0-0 |
| Matt Schobel | 2 | 0 | 2 | 0 | 0-0 |
| Levi Jones | 1 | 0 | 1 | 1 | 0-0 |
| Reggie Kelly | 1 | 0 | 1 | 0 | 0-0 |
| Carson Palmer | 1 | 0 | 1 | 0 | 0-0 |
| Chris Perry | 1 | 0 | 1 | 0 | 0-0 |
| Eric Steinbach | 1 | 0 | 1 | 0 | 0-0 |
| Tony Stewart | 1 | 0 | 1 | 0 | 0-0 |

* NOTE: All defensive statistics above are press box statistics produced at the games.

2006 STATISTICS

RECORD: 8-8-0

HEAD COACH: MARVIN LEWIS

| DATE | W-L | SCORE | OPPONENT | ATTENDANCE |
|----------|-----|------------|-----------------|------------|
| 9-10-06 | W | 23-10 | at Kansas City | 77,956 |
| 9-17-06 | W | 34-17 | CLEVELAND | 66,072 |
| 9-24-06 | W | 28-20 | at Pittsburgh | 64,922 |
| 10-1-06 | L | 13-38 | NEW ENGLAND | 66,035 |
| 10-8-06 | | | — BYE — | |
| 10-15-06 | L | 13-14 | at Tampa Bay | 65,732 |
| 10-22-06 | W | 17-14 | CAROLINA | 65,964 |
| 10-29-06 | L | 27-29 | ATLANTA | 65,978 |
| 11-5-06 | L | 20-26 | at Baltimore | 70,792 |
| 11-12-06 | L | 41-49 | SAN DIEGO | 65,917 |
| 11-19-06 | W | 31-16 | at New Orleans | 68,001 |
| 11-26-06 | W | 30-0 | at Cleveland | 72,926 |
| 11-30-06 | W | 13-7 | BALTIMORE | 65,973 |
| 12-10-06 | W | 27-10 | OAKLAND | 65,882 |
| 12-18-06 | L | 16-34 | at Indianapolis | 57,292 |
| 12-24-06 | L | 23-24 | at Denver | 75,759 |
| 12-31-06 | L | 17-23 (OT) | PITTSBURGH | 66,049 |

| TEAM STATISTICS | BENGALS | OPPONENTS |
|--------------------|---------|-----------|
| TOTAL FIRST DOWNS | 313 | 337 |
| Rushing | 88 | 109 |
| Passing | 200 | 206 |
| Penalty | 25 | 22 |
| 3rd Down: Made-Att | 72-201 | 88-211 |
| 3rd Down Pct. | 35.8 | 41.7 |
| 4th Down: Made-Att | 6-9 | 11-21 |
| 4th Down Pct. | 66.7 | 52.4 |
| POSSESSION AVG. | 28:34 | 31:26 |
| TOTAL NET YARDS | 5462 | 5681 |
| Avg. Per Game | 341.4 | 355.1 |
| Total Plays | 994 | 1038 |
| Avg. Per Play | 5.5 | 5.5 |
| NET YARDS RUSHING | 1629 | 1863 |
| Avg. Per Game | 101.8 | 116.4 |
| Total Rushes | 435 | 448 |
| NET YARDS PASSING | 3833 | 3818 |
| Avg. Per Game | 239.6 | 238.6 |
| Sacked-Yards Lost | 36-233 | 35-211 |
| Gross Yards | 4066 | 4029 |
| Att.-Completions | 523-327 | 555-349 |
| Completion Pct. | 62.5 | 62.9 |
| Had Intercepted | 13 | 19 |
| PUNTS-AVG. | 77-44.5 | 72-43.5 |
| Net Punting Avg. | 38.6 | 37.4 |
| PENALTIES-YARDS | 92-717 | 97-836 |
| FUMBLES-BALLS LOST | 25-11 | 24-12 |
| TOUCHDOWNS | 43 | 40 |
| Rushing | 14 | 15 |
| Passing | 28 | 24 |
| Returns | 1 | 1 |

| SCORE BY PERIODS | 1 | 2 | 3 | 4 | OT | PTS |
|------------------|----|-----|----|-----|----|-----|
| BENGALS | 86 | 111 | 58 | 118 | 0 | 373 |
| OPPONENTS | 50 | 76 | 85 | 114 | 6 | 331 |

| SCORING | TD | TD-R | TD-P | TD-Rt | K-PAT | FG | S | PTS |
|---------------------|----|------|------|-------|-------|-------|---|-----|
| Shayne Graham | 0 | 0 | 0 | 0 | 40-42 | 25-30 | 0 | 115 |
| Rudi Johnson | 12 | 12 | 0 | 0 | — | — | 0 | 72 |
| Chris Henry | 9 | 0 | 9 | 0 | — | — | 0 | 54 |
| T.J. Houshmandzadeh | 9 | 0 | 9 | 0 | — | — | 0 | 54 |
| Chad Johnson | 7 | 0 | 7 | 0 | — | — | 0 | 42 |
| Jeremi Johnson | 1 | 1 | 0 | 0 | — | — | 0 | 6 |
| Reggie Kelly | 1 | 0 | 1 | 0 | — | — | 0 | 6 |
| Ethan Kilmer | 1 | 0 | 0 | 1 | — | — | 0 | 6 |
| Tony Stewart | 1 | 0 | 1 | 0 | — | — | 0 | 6 |
| Kelley Washington | 1 | 0 | 1 | 0 | — | — | 0 | 6 |
| Kenny Watson | 1 | 1 | 0 | 0 | — | — | 0 | 6 |
| BENGALS | 43 | 14 | 28 | 1 | 40-42 | 25-30 | 0 | 373 |
| OPPONENTS | 40 | 15 | 24 | 1 | 37-38 | 18-25 | 0 | 331 |

Two-point conversions: None. BENGALS 0-1, OPPONENTS 0-1.

| RUSHING | ATT | YDS | AVG | LG | TD |
|---------------------|-----|------|------|-----|----|
| Rudi Johnson | 341 | 1309 | 3.8 | 22t | 12 |
| Kenny Watson | 25 | 138 | 5.5 | 18 | 1 |
| Chris Perry | 10 | 57 | 5.7 | 18 | 0 |
| Jeremi Johnson | 15 | 56 | 3.7 | 15 | 1 |
| Carson Palmer | 26 | 37 | 1.4 | 11 | 0 |
| Chad Johnson | 6 | 24 | 4.0 | 8 | 0 |
| Reggie McNeal | 1 | 8 | 8.0 | 8 | 0 |
| T.J. Houshmandzadeh | 3 | 6 | 2.0 | 13 | 0 |
| Tab Perry | 2 | 4 | 2.0 | 2 | 0 |
| Quincy Wilson | 2 | 2 | 1.0 | 5 | 0 |
| Anthony Wright | 4 | -12 | -3.0 | -1 | 0 |
| BENGALS | 435 | 1629 | 3.7 | 22t | 14 |
| OPPONENTS | 448 | 1863 | 4.2 | 41 | 15 |

| RECEIVING | REC | YDS | AVG | LG | TD |
|---------------------|-----|------|------|-----|----|
| T.J. Houshmandzadeh | 90 | 1081 | 12.0 | 40t | 9 |
| Chad Johnson | 87 | 1369 | 15.7 | 74t | 7 |
| Chris Henry | 36 | 605 | 16.8 | 71 | 9 |
| Kenny Watson | 23 | 213 | 9.3 | 46 | 0 |
| Rudi Johnson | 23 | 124 | 5.4 | 18 | 0 |
| Reggie Kelly | 21 | 254 | 12.1 | 32 | 1 |
| Tony Stewart | 14 | 120 | 8.6 | 26 | 1 |
| Kelley Washington | 9 | 115 | 12.8 | 22t | 1 |
| Chris Perry | 9 | 42 | 4.7 | 12 | 0 |
| Jeremi Johnson | 6 | 37 | 6.2 | 17 | 0 |
| Tab Perry | 5 | 81 | 16.2 | 30 | 0 |
| Antonio Chatman | 3 | 22 | 7.3 | 10 | 0 |
| Glenn Holt | 1 | 3 | 3.0 | 3 | 0 |
| BENGALS | 327 | 4066 | 12.4 | 74t | 28 |
| OPPONENTS | 349 | 4029 | 11.5 | 75 | 24 |

| INTERCEPTIONS | NO | YDS | AVG | LG | TD |
|------------------|----|-----|------|-----|----|
| Kevin Kaesviharn | 6 | 24 | 4.0 | 22 | 0 |
| Tory James | 4 | 44 | 11.0 | 28 | 0 |
| Madieu Williams | 3 | 33 | 11.0 | 25 | 0 |
| Brian Simmons | 2 | 5 | 2.5 | 5 | 0 |
| Ethan Kilmer | 1 | 52 | 52.0 | 52t | 1 |
| Dexter Jackson | 1 | 46 | 46.0 | 46 | 0 |
| Deltha O'Neal | 1 | 42 | 42.0 | 42 | 0 |
| Landon Johnson | 1 | 2 | 2.0 | 2 | 0 |
| BENGALS | 19 | 248 | 13.1 | 52t | 1 |
| OPPONENTS | 13 | 180 | 13.8 | 49t | 1 |

| PUNTING | NO | YDS | AVG | NET | TB | IN-20 | LG | BLK. |
|-------------|----|------|------|------|----|-------|----|------|
| Kyle Larson | 77 | 3428 | 44.5 | 38.6 | 11 | 26 | 67 | 0 |
| BENGALS | 77 | 3428 | 44.5 | 38.6 | 11 | 26 | 67 | 0 |
| OPPONENTS | 72 | 3131 | 43.5 | 37.4 | 10 | 22 | 65 | 0 |

| PUNT RETURNS | NO | FC | YDS | AVG | LG | TD |
|-----------------|----|----|-----|------|----|----|
| Keiwan Ratliff | 27 | 9 | 176 | 6.5 | 38 | 0 |
| Antonio Chatman | 8 | 3 | 53 | 6.6 | 19 | 0 |
| Deltha O'Neal | 1 | 2 | 10 | 10.0 | 10 | 0 |
| BENGALS | 36 | 14 | 239 | 6.6 | 38 | 0 |
| OPPONENTS | 42 | 9 | 236 | 5.6 | 43 | 0 |

| KICKOFF RETURNS | NO | YDS | AVG | LG | TD |
|-----------------|----|------|------|----|----|
| Chris Perry | 21 | 412 | 19.6 | 36 | 0 |
| Glenn Holt | 17 | 419 | 24.6 | 38 | 0 |
| Kenny Watson | 10 | 198 | 19.8 | 34 | 0 |
| Antonio Chatman | 4 | 93 | 23.3 | 31 | 0 |
| Tab Perry | 4 | 69 | 17.3 | 34 | 0 |
| Reggie Kelly | 2 | 8 | 4.0 | 8 | 0 |
| Tony Stewart | 1 | 10 | 10.0 | 10 | 0 |
| Keiwan Ratliff | 0f | 0 | — | — | 0 |
| BENGALS | 59 | 1209 | 20.5 | 38 | 0 |
| OPPONENTS | 70 | 1472 | 21.0 | 49 | 0 |

| FIELD GOALS | 1-19 | 20-29 | 30-39 | 40-49 | 50+ |
|---------------|------|-------|-------|-------|-----|
| Shayne Graham | 0-0 | 9-9 | 8-9 | 6-8 | 2-4 |
| BENGALS | 0-0 | 9-9 | 8-9 | 6-8 | 2-4 |
| OPPONENTS | 0-0 | 5-6 | 9-9 | 4-8 | 0-2 |

Shayne Graham: (37G, 42G, 36G), (44N, 37G, 37G), (—), (40G, 45G), (37G, 47G, 62N), (23G), (51G, 26G), (51G, 31G), (51N, 21G, 44G), (21G), (24G), (23G, 27G, 46N), (—), (27G, 30G, 28G), (46G), (34G, 39N).

Opponents: (29G, 51N), (30G), (48B, 37G, 36G), (48N, 24G), (43N), (—), (42G, 40G, 39G), (43G, 25G, 36G, 35G), (—), (24G), (48N), (29N), (51N, 33G), (30G, 44G), (24G), (35G).

| PASSING | ATT | CMP | YDS | CMP% | YDS/ATT | TD | TD% | INT | INT% | LG | SKD-YDS | RAT |
|----------------|-----|-----|------|-------|---------|----|-----|-----|------|-----|---------|-------|
| Carson Palmer | 520 | 324 | 4035 | 62.3 | 7.76 | 28 | 5.4 | 13 | 2.5 | 74t | 36-233 | 93.9 |
| Anthony Wright | 3 | 3 | 31 | 100.0 | 10.33 | 0 | 0.0 | 0 | 0.0 | 22 | 0-0 | 109.7 |
| BENGALS | 523 | 327 | 4066 | 62.5 | 7.77 | 28 | 5.4 | 13 | 2.5 | 74t | 36-233 | 94.1 |
| OPPONENTS | 555 | 349 | 4029 | 62.9 | 7.26 | 24 | 4.3 | 19 | 3.4 | 75 | 35-211 | 84.9 |

USUAL STARTERS

| OFFENSE | DEFENSE |
|------------------------|-----------------------|
| WR Chad Johnson | LDE Bryan Robinson |
| LOT Andrew Whitworth, | LDT Sam Adams |
| Levi Jones | RDT John Thornton |
| LG Eric Steinbach | RDE Justin Smith |
| C Eric Ghiaciuc | SLB Rashad Jeanty |
| RG Bobbie Williams | MLB Brian Simmons, |
| ROT Willie Anderson | Ahmad Brooks, |
| TE Reggie Kelly | Caleb Miller |
| WR T.J. Houshmandzadeh | WLB Landon Johnson |
| QB Carson Palmer | LCB Johnathan Joseph, |
| HB Rudi Johnson | Deltha O'Neal |
| FB Jeremi Johnson | RCB Tory James |
| | SS Dexter Jackson, |
| | FS Madieu Williams |

| DEFENSE* | ST | AT | TT | SKS-YDS | INT-YDS | PD | FF | FR-YDS |
|-------------------|----|----|-----|-----------|---------|----|----|--------|
| Landon Johnson | 73 | 34 | 107 | 0.5-4 | 1-2 | 5 | 3 | 0-0 |
| Caleb Miller | 61 | 30 | 91 | 1-7 | 0-0 | 3 | 1 | 1-0 |
| Madieu Williams | 63 | 19 | 82 | 0-0 | 3-33 | 13 | 1 | 0-0 |
| Justin Smith | 49 | 31 | 80 | 7.5-50.5 | 0-0 | 3 | 1 | 2-0 |
| Brian Simmons | 34 | 27 | 61 | 0-0 | 2-5 | 5 | 1 | 1-0 |
| Kevin Kaesviharn | 46 | 14 | 60 | 4-23 | 6-24 | 9 | 1 | 0-0 |
| Johnathan Joseph | 45 | 12 | 57 | 0-0 | 0-0 | 20 | 0 | 1-0 |
| Dexter Jackson | 39 | 16 | 55 | 1-4 | 1-46 | 4 | 0 | 1-0 |
| Rashad Jeanty | 35 | 20 | 55 | 0-0 | 0-0 | 2 | 1 | 0-0 |
| Tory James | 34 | 9 | 43 | 0-0 | 4-44 | 14 | 0 | 0-0 |
| John Thornton | 28 | 15 | 43 | 2-13 | 0-0 | 3 | 1 | 1-0 |
| Domata Peko | 21 | 22 | 43 | 2.5-19 | 0-0 | 0 | 1 | 0-0 |
| Bryan Robinson | 29 | 13 | 42 | 3-14 | 0-0 | 2 | 1 | 0-0 |
| Robert Geathers | 28 | 14 | 42 | 10.5-62.5 | 0-0 | 0 | 0 | 0-0 |
| Deltha O'Neal | 30 | 7 | 37 | 0-0 | 1-42 | 10 | 0 | 1-0 |
| Ahmad Brooks | 20 | 9 | 29 | 1-6 | 0-0 | 2 | 0 | 0-0 |
| Keiwan Ratliff | 13 | 4 | 17 | 0-0 | 0-0 | 2 | 0 | 0-0 |
| Sam Adams | 10 | 4 | 14 | 2-8 | 0-0 | 0 | 0 | 0-0 |
| Shaun Smith | 6 | 4 | 10 | 0-0 | 0-0 | 1 | 0 | 0-0 |
| Jonathan Fanene | 4 | 0 | 4 | 0-0 | 0-0 | 0 | 0 | 0-0 |
| Herana-Daze Jones | 2 | 2 | 4 | 0-0 | 0-0 | 0 | 0 | 0-0 |
| Andre Frazier | 2 | 1 | 3 | 0-0 | 0-0 | 1 | 0 | 0-0 |
| Ethan Kilmer | 2 | 1 | 3 | 0-0 | 1-52 | 1 | 0 | 0-0 |
| Marcus Wilkins | 1 | 0 | 1 | 0-0 | 0-0 | 0 | 0 | 0-0 |
| David Pollack | 0 | 1 | 1 | 0-0 | 0-0 | 0 | 0 | 0-0 |

| SPECIAL TEAMS* | ST | AT | TT | FF | FR-YDS | BP | BFG | BXP |
|-------------------|----|----|----|----|--------|----|-----|-----|
| Herana-Daze Jones | 12 | 6 | 18 | 1 | 0-0 | 0 | 0 | 0 |
| Ethan Kilmer | 12 | 4 | 16 | 0 | 1-0 | 0 | 0 | 0 |
| Tony Stewart | 8 | 6 | 14 | 0 | 2-0 | 0 | 0 | 0 |
| Marcus Wilkins | 8 | 6 | 14 | 0 | 0-0 | 0 | 0 | 0 |
| Kenny Watson | 8 | 2 | 10 | 0 | 0-0 | 0 | 0 | 0 |
| Andre Frazier | 6 | 4 | 10 | 0 | 0-0 | 0 | 0 | 0 |
| Caleb Miller | 5 | 5 | 10 | 0 | 0-0 | 0 | 0 | 0 |
| Madieu Williams | 5 | 3 | 8 | 1 | 0-0 | 0 | 0 | 0 |
| Landon Johnson | 5 | 1 | 6 | 0 | 0-0 | 0 | 0 | 0 |
| Rashad Jeanty | 4 | 1 | 5 | 0 | 1-0 | 0 | 0 | 0 |
| John Busing | 3 | 1 | 4 | 0 | 0-0 | 0 | 0 | 0 |
| Kevin Kaesviharn | 3 | 1 | 4 | 0 | 0-0 | 0 | 0 | 0 |
| Tab Perry | 2 | 0 | 2 | 0 | 0-0 | 0 | 0 | 0 |
| Kelley Washington | 2 | 0 | 2 | 0 | 0-0 | 0 | 0 | 0 |
| Ahmad Brooks | 1 | 1 | 2 | 0 | 0-0 | 0 | 0 | 0 |
| Glenn Holt | 1 | 1 | 2 | 0 | 0-0 | 0 | 0 | 0 |
| Keiwan Ratliff | 1 | 1 | 2 | 0 | 0-0 | 0 | 0 | 0 |
| Shayne Graham | 1 | 0 | 1 | 0 | 0-0 | 0 | 0 | 0 |
| Greg Brooks | 0 | 1 | 1 | 0 | 0-0 | 0 | 0 | 0 |
| Johnathan Joseph | 0 | 0 | 0 | 0 | 0-0 | 0 | 0 | 1 |
| John Thornton | 0 | 0 | 0 | 0 | 0-0 | 0 | 1 | 0 |

| MISCELLANEOUS DEFENSE* | ST | AT | TT | FF | FR-YDS |
|------------------------|----|----|----|----|--------|
| Carson Palmer | 3 | 0 | 3 | 0 | 0-0 |
| Eric Steinbach | 2 | 1 | 3 | 0 | 0-0 |
| Eric Ghiaciuc | 2 | 0 | 2 | 0 | 0-0 |
| Jeremi Johnson | 2 | 0 | 2 | 0 | 0-0 |
| Reggie Kelly | 2 | 0 | 2 | 0 | 0-0 |
| Willie Anderson | 1 | 0 | 1 | 0 | 0-0 |
| Stacy Andrews | 1 | 0 | 1 | 0 | 0-0 |
| Chris Henry | 1 | 0 | 1 | 0 | 0-0 |
| T.J. Houshmandzadeh | 1 | 0 | 1 | 0 | 0-0 |
| Levi Jones | 1 | 0 | 1 | 0 | 0-0 |

* NOTE: All defensive statistics above are press box statistics produced at the games.

2007 STATISTICS

RECORD: 7-9-0

HEAD COACH: MARVIN LEWIS

| DATE | W-L | SCORE | OPPONENT | ATTENDANCE |
|----------|-----|-------|------------------|------------|
| 9-10-07 | W | 27-20 | BALTIMORE | 66,093 |
| 9-16-07 | L | 45-51 | at Cleveland | 72,801 |
| 9-23-07 | L | 21-24 | at Seattle | 68,110 |
| 10-1-07 | L | 13-34 | NEW ENGLAND | 66,113 |
| 10-7-07 | | | — BYE — | |
| 10-14-07 | L | 20-27 | at Kansas City | 76,846 |
| 10-21-07 | W | 38-31 | N.Y. JETS | 65,868 |
| 10-28-07 | L | 13-24 | PITTSBURGH | 66,188 |
| 11-4-07 | L | 21-33 | at Buffalo | 70,745 |
| 11-11-07 | W | 21-7 | at Baltimore | 71,130 |
| 11-18-07 | L | 27-35 | ARIZONA | 65,403 |
| 11-25-07 | W | 35-6 | TENNESSEE | 65,489 |
| 12-2-07 | L | 10-24 | at Pittsburgh | 58,842 |
| 12-9-07 | W | 19-10 | ST. LOUIS | 65,143 |
| 12-15-07 | L | 13-20 | at San Francisco | 68,053 |
| 12-23-07 | W | 19-14 | CLEVELAND | 66,023 |
| 12-30-07 | W | 38-25 | at Miami | 70,461 |

| TEAM STATISTICS | BENGALS | OPPONENTS |
|--------------------|---------|-----------|
| TOTAL FIRST DOWNS | 320 | 313 |
| Rushing | 81 | 98 |
| Passing | 213 | 200 |
| Penalty | 26 | 15 |
| 3rd Down: Made-Att | 96-208 | 86-201 |
| 3rd Down Pct. | 46.2 | 42.8 |
| 4th Down: Made-Att | 4-12 | 9-17 |
| 4th Down Pct. | 33.3 | 52.9 |
| POSSESSION AVG. | 29:26 | 30:34 |
| TOTAL NET YARDS | 5568 | 5580 |
| Avg. Per Game | 348.8 | 348.8 |
| Total Plays | 1008 | 1011 |
| Avg. Per Play | 5.5 | 5.5 |
| NET YARDS RUSHING | 1556 | 1893 |
| Avg. Per Game | 97.3 | 118.3 |
| Total Rushes | 416 | 449 |
| NET YARDS PASSING | 4012 | 3687 |
| Avg. Per Game | 250.8 | 230.4 |
| Sacked-Yards Lost | 17-119 | 22-128 |
| Gross Yards | 4131 | 3815 |
| Att.-Completions | 575-373 | 540-353 |
| Completion Pct. | 64.9 | 65.4 |
| Had Intercepted | 20 | 19 |
| PUNTS-AVG. | 59-41.3 | 58-39.7 |
| Net Punting Avg. | 35.2 | 36.7 |
| PENALTIES-YARDS | 90-670 | 88-712 |
| FUMBLES-BALLS LOST | 20-10 | 28-16 |
| TOUCHDOWNS | 41 | 44 |
| Rushing | 10 | 11 |
| Passing | 26 | 29 |
| Returns | 5 | 4 |

| SCORE BY PERIODS | 1 | 2 | 3 | 4 | OT | PTS |
|------------------|----|-----|----|-----|----|-----|
| BENGALS | 78 | 109 | 90 | 103 | 0 | 380 |
| OPPONENTS | 64 | 146 | 68 | 107 | 0 | 385 |

| SCORING | TD | TD-R | TD-P | TD-Rt | K-PAT | FG | S | PTS |
|---------------------|----|------|------|-------|-------|-------|---|-----|
| Shayne Graham | 0 | 0 | 0 | 0 | 37-37 | 31-34 | 0 | 130 |
| T.J. Houshmandzadeh | 12 | 0 | 12 | 0 | — | — | 0 | 72 |
| Chad Johnson | 8 | 0 | 8 | 0 | — | — | 0 | 48 |
| Kenny Watson | 7 | 7 | 0 | 0 | — | — | 0 | 42 |
| Rudi Johnson | 4 | 3 | 1 | 0 | — | — | 0 | 26 |
| Chris Henry | 2 | 0 | 2 | 0 | — | — | 0 | 12 |
| Glenn Holt | 2 | 0 | 1 | 1 | — | — | 0 | 12 |
| Antonio Chatman | 1 | 0 | 1 | 0 | — | — | 0 | 6 |
| DeDe Dorsey | 1 | 0 | 0 | 1 | — | — | 0 | 6 |
| Jeremi Johnson | 1 | 0 | 1 | 0 | — | — | 0 | 6 |
| Landon Johnson | 1 | 0 | 0 | 1 | — | — | 0 | 6 |
| Johnathan Joseph | 1 | 0 | 0 | 1 | — | — | 0 | 6 |
| Chinedum Ndukwe | 1 | 0 | 0 | 1 | — | — | 0 | 6 |
| Lemar Marshall | 0 | 0 | 0 | 0 | — | — | 1 | 2 |
| Kyle Larson | 0 | 0 | 0 | 0 | — | — | 0 | 0 |
| BENGALS | 41 | 10 | 26 | 5 | 37-38 | 31-34 | 1 | 380 |
| OPPONENTS | 44 | 11 | 29 | 4 | 42-42 | 25-27 | 0 | 385 |

Two-point conversions: Rudi Johnson. BENGALS 1-3, OPPONENTS 2-2.

Fumbles-balls lost: Carson Palmer 5-1, Glenn Holt 3-2, Rudi Johnson 3-2, Kenny Watson 3-2, T.J. Houshmandzadeh 2-1, Chad Johnson 2-1, Tab Perry 1-1, Alex Stepanovich 1-0. BENGALS 20-10, OPPONENTS 28-16.

| PASSING | ATT | CMP | YDS | CMP% | YDS/ATT | TD | TD% | INT | INT% | LG | SKD-YDS | RAT |
|---------------|-----|-----|------|------|---------|----|-----|-----|------|-----|---------|------|
| Carson Palmer | 575 | 373 | 4131 | 64.9 | 7.18 | 26 | 4.5 | 20 | 3.5 | 70t | 17-119 | 86.7 |
| BENGALS | 575 | 373 | 4131 | 64.9 | 7.18 | 26 | 4.5 | 20 | 3.5 | 70t | 17-119 | 86.7 |
| OPPONENTS | 540 | 353 | 3815 | 65.4 | 7.06 | 29 | 5.4 | 19 | 3.5 | 73 | 22-128 | 89.2 |

| RUSHING | ATT | YDS | AVG | LG | TD |
|---------------------|-----|------|-----|-----|----|
| Kenny Watson | 178 | 763 | 4.3 | 24 | 7 |
| Rudi Johnson | 170 | 497 | 2.9 | 22 | 3 |
| DeDe Dorsey | 21 | 183 | 8.7 | 45 | 0 |
| Chad Johnson | 6 | 47 | 7.8 | 16 | 0 |
| Jeremi Johnson | 7 | 25 | 3.6 | 12 | 0 |
| T.J. Houshmandzadeh | 5 | 14 | 2.8 | 8 | 0 |
| Carson Palmer | 24 | 10 | 0.4 | 10 | 0 |
| Tab Perry | 1 | 9 | 9.0 | 9 | 0 |
| Antonio Chatman | 1 | 5 | 5.0 | 5 | 0 |
| Glenn Holt | 2 | 2 | 1.0 | 1 | 0 |
| Skyler Green | 1 | 1 | 1.0 | 1 | 0 |
| BENGALS | 416 | 1556 | 3.7 | 45 | 10 |
| OPPONENTS | 449 | 1893 | 4.2 | 66t | 11 |

| RECEIVING | REC | YDS | AVG | LG | TD |
|---------------------|-----|------|------|-----|----|
| T.J. Houshmandzadeh | 112 | 1143 | 10.2 | 42t | 12 |
| Chad Johnson | 93 | 1440 | 15.5 | 70t | 8 |
| Kenny Watson | 52 | 374 | 7.2 | 43 | 0 |
| Chris Henry | 21 | 343 | 16.3 | 52t | 2 |
| Reggie Kelly | 20 | 211 | 10.6 | 26 | 0 |
| Antonio Chatman | 19 | 149 | 7.8 | 15 | 1 |
| Glenn Holt | 16 | 143 | 8.9 | 22 | 1 |
| Rudi Johnson | 13 | 110 | 8.5 | 33 | 1 |
| Daniel Coats | 12 | 122 | 10.2 | 25 | 0 |
| Jeremi Johnson | 6 | 32 | 5.3 | 14 | 1 |
| DeDe Dorsey | 4 | 19 | 4.8 | 17 | 0 |
| Skyler Green | 3 | 33 | 11.0 | 18 | 0 |
| Tab Perry | 1 | 7 | 7.0 | 7 | 0 |
| Marcus Maxwell | 1 | 5 | 5.0 | 5 | 0 |
| BENGALS | 373 | 4131 | 11.1 | 70t | 26 |
| OPPONENTS | 353 | 3815 | 10.8 | 73 | 29 |

| INTERCEPTIONS | NO | YDS | AVG | LG | TD |
|------------------|----|-----|------|-----|----|
| Leon Hall | 5 | 16 | 3.2 | 12 | 0 |
| Johnathan Joseph | 4 | 76 | 19.0 | 42t | 1 |
| Chinedum Ndukwe | 3 | 44 | 14.7 | 44 | 0 |
| Madieu Williams | 2 | 40 | 20.0 | 35 | 0 |
| Dexter Jackson | 2 | 7 | 3.5 | 7 | 0 |
| Robert Geathers | 1 | 30 | 30.0 | 30 | 0 |
| Deltha O'Neal | 1 | 7 | 7.0 | 7 | 0 |
| Michael Myers | 1 | 0 | 0.0 | 0 | 0 |
| BENGALS | 19 | 220 | 11.6 | 44 | 1 |
| OPPONENTS | 20 | 294 | 14.7 | 55t | 3 |

| PUNTING | NO | YDS | AVG | NET | TB | IN-20 | LG | BLK |
|-------------|----|------|------|------|----|-------|----|-----|
| Kyle Larson | 59 | 2437 | 41.3 | 35.2 | 3 | 21 | 55 | 0 |
| BENGALS | 59 | 2437 | 41.3 | 35.2 | 3 | 21 | 55 | 0 |
| OPPONENTS | 58 | 2302 | 39.7 | 36.7 | 2 | 20 | 58 | 1 |

| PUNT RETURNS | NO | FC | YDS | AVG | LG | TD |
|-----------------|----|----|-----|-----|-----|----|
| Antonio Chatman | 18 | 8 | 93 | 5.2 | 19 | 0 |
| Skyler Green | 9 | 10 | 38 | 4.2 | 9 | 0 |
| BENGALS | 27 | 18 | 131 | 4.9 | 19 | 0 |
| OPPONENTS | 33 | 10 | 299 | 9.1 | 63t | 1 |

| KICKOFF RETURNS | NO | YDS | AVG | LG | TD |
|-----------------|-----|------|------|------|----|
| Glenn Holt | 59f | 1432 | 24.3 | 100t | 1 |
| Tab Perry | 7 | 145 | 20.7 | 26 | 0 |
| Reggie Kelly | 3f | 38 | 12.7 | 15 | 0 |
| Antonio Chatman | 2 | 49 | 24.5 | 34 | 0 |
| DeDe Dorsey | 2 | 20 | 10.0 | 20 | 0 |
| BENGALS | 73 | 1684 | 23.1 | 100t | 1 |
| OPPONENTS | 76 | 1732 | 22.8 | 85 | 0 |

| FIELD GOALS | 1-19 | 20-29 | 30-39 | 40-49 | 50+ |
|---|------|-------|-------|-------|-----|
| Shayne Graham | 1-1 | 11-12 | 13-13 | 6-7 | 0-1 |
| BENGALS | 1-1 | 11-12 | 13-13 | 6-7 | 0-1 |
| OPPONENTS | 1-1 | 11-11 | 9-9 | 3-4 | 1-2 |
| Shayne Graham: (53N, 23G, 40G), (20G), (43G, 24G), (40G, 48G), (33G, 36G), (20G), (31G, 20G), (—), (34G, 19G, 22G, 35G, 35G, 21G, 33G), (41G, 38G), (26N), (43N, 24G), (27G, 38G, 32G, 46G), (24G, 35G), (29G, 38G), (30G). | | | | | |
| Opponents: (36G, 23G), (39G, 39G, 18G), (23G), (31G, 36G), (32G, 20G), (24G, 35G, 43G), (40G), (23G, 21G, 29G, 38G), (—), (54N), (28G, 23G), (21G), (40N, 50G), (29G, 38G), (—), (49G). | | | | | |

USUAL STARTERS

| OFFENSE | DEFENSE |
|------------------------|---------------------|
| WR Chad Johnson | LDE Robert Geathers |
| LOT Levi Jones | LDT Domata Peko |
| LG Andrew Whitworth | RDT John Thornton |
| C Eric Ghiaciuc | RDE Justin Smith |
| RG Bobbie Williams | SLB Rashad Jeanty |
| ROT Stacy Andrews, | MLB Landon Johnson, |
| Willie Anderson | Anthony Schlegel |
| TE Reggie Kelly | WLB Dhani Jones, |
| WR T.J. Houshmandzadeh | Landon Johnson |
| QB Carson Palmer | LCB Deltha O'Neal, |
| HB Rudi Johnson, | Johnathan Joseph |
| Kenny Watson | Leon Hall, |
| FB Jeremi Johnson | Johnathan Joseph |
| | SS Dexter Jackson, |
| | FS Madieu Williams |

| DEFENSE* | ST | AT | TT | SKS-YDS | INT-YDS | PD | FF | FR-YDS |
|-------------------|----|----|-----|---------|---------|----|----|--------|
| Landon Johnson | 66 | 38 | 104 | 1-8 | 0-0 | 4 | 0 | 2-34 |
| Dhani Jones | 56 | 30 | 86 | 1-2 | 0-0 | 3 | 2 | 0-0 |
| Justin Smith | 49 | 29 | 78 | 2-6 | 0-0 | 3 | 0 | 0-0 |
| Dexter Jackson | 43 | 28 | 71 | 0.5-3.5 | 2-7 | 3 | 1 | 2-19 |
| Madieu Williams | 57 | 13 | 70 | 2-4 | 2-40 | 7 | 1 | 1-2 |
| Leon Hall | 48 | 13 | 61 | 0-0 | 5-16 | 12 | 1 | 0-0 |
| Johnathan Joseph | 45 | 13 | 58 | 0-0 | 4-76 | 15 | 0 | 0-0 |
| Deltha O'Neal | 48 | 4 | 52 | 0-0 | 1-7 | 9 | 1 | 1-0 |
| Domata Peko | 36 | 16 | 52 | 1.5-3.5 | 0-0 | 1 | 0 | 1-0 |
| Robert Geathers | 25 | 22 | 47 | 3.5-26 | 1-30 | 3 | 1 | 1-0 |
| Chinedum Ndukwe | 27 | 8 | 35 | 2-15 | 3-44 | 6 | 1 | 1-54 |
| Michael Myers | 20 | 13 | 33 | 1-4 | 1-0 | 2 | 0 | 0-0 |
| John Thornton | 24 | 8 | 32 | 1-6 | 0-0 | 1 | 0 | 1-0 |
| Rashad Jeanty | 21 | 10 | 31 | 0-0 | 0-0 | 1 | 1 | 2-0 |
| Anthony Schlegel | 16 | 13 | 29 | 0-0 | 0-0 | 0 | 0 | 0-0 |
| Bryan Robinson | 13 | 7 | 20 | 1.5-11 | 0-0 | 2 | 1 | 0-0 |
| Marvin White | 10 | 3 | 13 | 0-0 | 0-0 | 4 | 0 | 0-0 |
| Caleb Miller | 7 | 1 | 8 | 0-0 | 0-0 | 3 | 0 | 0-0 |
| Frostee Rucker | 7 | 1 | 8 | 0-0 | 0-0 | 0 | 1 | 1-0 |
| Lemar Marshall | 5 | 2 | 7 | 1-6 | 0-0 | 1 | 1 | 0-0 |
| Blue Adams | 6 | 0 | 6 | 1-7 | 0-0 | 0 | 0 | 0-0 |
| Ahmad Brooks | 5 | 1 | 6 | 1-7 | 0-0 | 0 | 1 | 0-0 |
| Jonathan Fanene | 4 | 1 | 5 | 1-8 | 0-0 | 1 | 0 | 1-0 |
| John Busing | 3 | 1 | 4 | 0-0 | 0-0 | 0 | 0 | 0-0 |
| Herana-Daze Jones | 3 | 1 | 4 | 0-0 | 0-0 | 0 | 0 | 0-0 |
| Corey Mays | 0 | 3 | 3 | 0-0 | 0-0 | 1 | 0 | 0-0 |
| David Jones | 1 | 0 | 1 | 0-0 | 0-0 | 0 | 0 | 0-0 |
| Keiwan Ratliff | 1 | 0 | 1 | 0-0 | 0-0 | 0 | 0 | 0-0 |
| (team) | — | — | — | 1-11 | — | — | — | — |

| SPECIAL TEAMS* | ST | AT | TT | FF | FR-YDS | BP | BFG | BXP |
|-------------------------|----|----|----|----|--------|----|-----|-----|
| Herana-Daze Jones | 13 | 2 | 15 | 0 | 0-0 | 0 | 0 | 0 |
| Corey Mays | 5 | 6 | 11 | 0 | 0-0 | 0 | 0 | 0 |
| John Busing | 7 | 3 | 10 | 0 | 0-0 | 0 | 0 | 0 |
| Leon Hall | 8 | 1 | 9 | 0 | 0-0 | 0 | 0 | 0 |
| Blue Adams | 7 | 2 | 9 | 0 | 0-0 | 0 | 0 | 0 |
| Chinedum Ndukwe | 7 | 2 | 9 | 2 | 0-0 | 0 | 0 | 0 |
| Rashad Jeanty | 5 | 2 | 7 | 1 | 0-0 | 0 | 0 | 0 |
| Marvin White | 5 | 2 | 7 | 0 | 1-0 | 0 | 0 | 0 |
| Daniel Coats | 6 | 0 | 6 | 0 | 0-0 | 0 | 0 | 0 |
| Roy Manning | 4 | 2 | 6 | 0 | 0-0 | 0 | 0 | 0 |
| Landon Johnson | 5 | 0 | 5 | 0 | 0-0 | 0 | 0 | 0 |
| Johnathan Joseph | 4 | 0 | 4 | 0 | 0-0 | 0 | 0 | 0 |
| Caleb Miller | 4 | 0 | 4 | 0 | 0-0 | 0 | 0 | 0 |
| Madieu Williams | 1 | 3 | 4 | 0 | 0-0 | 0 | 0 | 0 |
| Clifton Dawson | 3 | 0 | 3 | 0 | 0-0 | 0 | 0 | 0 |
| Dhani Jones | 2 | 1 | 3 | 0 | 0-0 | 0 | 0 | 0 |
| Anthony Schlegel | 1 | 2 | 3 | 0 | 0-0 | 0 | 0 | 0 |
| Jim Maxwell | 0 | 3 | 3 | 0 | 0-0 | 0 | 0 | 0 |
| Marcus Maxwell | 2 | 0 | 2 | 0 | 0-0 | 0 | 0 | 0 |
| Glenn Holt | 0 | 2 | 2 | 0 | 0-0 | 0 | 0 | 0 |
| DeDe Dorsey | 1 | 0 | 1 | 0 | 0-0 | 1 | 0 | 0 |
| Dexter Jackson | 1 | 0 | 1 | 0 | 0-0 | 0 | 0 | 0 |
| David Jones | 1 | 0 | 1 | 0 | 0-0 | 0 | 0 | 0 |
| Lemar Marshall | 1 | 0 | 1 | 0 | 0-0 | 0 | 0 | 0 |
| Andre Frazier | 0 | 1 | 1 | 0 | 0-0 | 0 | 0 | 0 |
| Kyle Larson | 0 | 1 | 1 | 0 | 0-0 | 0 | 0 | 0 |
| Tab Perry | 0 | 1 | 1 | 0 | 0-0 | 0 | 0 | 0 |

2008 STATISTICS

RECORD: 4-11-1

HEAD COACH: MARVIN LEWIS

| DATE | W-L | SCORE | OPPONENT | ATTENDANCE |
|----------|-----|------------|-----------------|------------|
| 9-7-08 | L | 10-17 | at Baltimore | 70,978 |
| 9-14-08 | L | 7-24 | TENNESSEE | 64,540 |
| 9-21-08 | L | 23-26 (OT) | at N.Y. Giants | 79,276 |
| 9-28-08 | L | 12-20 | CLEVELAND | 65,541 |
| 10-5-08 | L | 22-31 | at Dallas | 62,655 |
| 10-12-08 | L | 14-26 | at N.Y. Jets | 78,161 |
| 10-19-08 | L | 10-38 | PITTSBURGH | 65,860 |
| 10-26-08 | L | 6-35 | at Houston | 70,112 |
| 11-2-08 | W | 21-19 | JACKSONVILLE | 64,238 |
| 11-9-08 | | — BYE — | | |
| 11-16-08 | T | 13-13 (OT) | PHILADELPHIA | 64,633 |
| 11-20-08 | L | 10-27 | at Pittsburgh | 59,854 |
| 11-30-08 | L | 3-34 | BALTIMORE | 63,871 |
| 12-7-08 | L | 3-35 | at Indianapolis | 66,402 |
| 12-14-08 | W | 20-13 | WASHINGTON | 63,996 |
| 12-21-08 | W | 14-0 | at Cleveland | 72,361 |
| 12-28-08 | W | 16-6 | KANSAS CITY | 63,984 |

| TEAM STATISTICS | BENGALS | OPPONENTS |
|--------------------|----------|-----------|
| TOTAL FIRST DOWNS | 245 | 296 |
| Rushing | 80 | 106 |
| Passing | 145 | 169 |
| Penalty | 20 | 21 |
| 3rd Down: Made-Att | 82-236 | 93-218 |
| 3rd Down Pct. | 34.7 | 42.7 |
| 4th Down: Made-Att | 7-14 | 5-11 |
| 4th Down Pct. | 50.0 | 45.5 |
| POSSESSION AVG. | 28:40 | 31:20 |
| TOTAL NET YARDS | 3926 | 5208 |
| Avg. Per Game | 245.4 | 325.5 |
| Total Plays | 984 | 1013 |
| Avg. Per Play | 4.0 | 5.1 |
| NET YARDS RUSHING | 1520 | 1201 |
| Avg. Per Game | 95.0 | 74.5 |
| Total Rushes | 420 | 490 |
| NET YARDS PASSING | 2406 | 3287 |
| Avg. Per Game | 150.4 | 205.4 |
| Sacked-Yards Lost | 51-271 | 17-122 |
| Gross Yards | 2677 | 3409 |
| Att.-Completions | 513-303 | 506-315 |
| Completion Pct. | 59.1 | 62.3 |
| Had Intercepted | 15 | 12 |
| PUNTS-AVG. | 101-39.1 | 79-43.6 |
| Net Punting Avg. | 34.1 | 37.6 |
| PENALTY-YARDS | 75-591 | 102-772 |
| FUMBLES-BALLS LOST | 27-11 | 20-12 |
| TOUCHDOWNS | 20 | 43 |
| Rushing | 6 | 15 |
| Passing | 11 | 23 |
| Returns | 3 | 5 |

| SCORE BY PERIODS | 1 | 2 | 3 | 4 | OT | PTS |
|------------------|----|----|----|-----|----|-----|
| BENGALS | 51 | 92 | 20 | 41 | 0 | 204 |
| OPPONENTS | 54 | 94 | 82 | 131 | 3 | 364 |

| SCORING | TD | TD-R | TD-P | TD-R | K-PAT | FG | S | PTS |
|---------------------|----|------|------|------|-------|-------|---|-----|
| Shayne Graham | 0 | 0 | 0 | 0 | 15-15 | 21-24 | 0 | 78 |
| T.J. Houshmandzadeh | 4 | 0 | 4 | 0 | — | — | 0 | 24 |
| Chad Johnson | 4 | 0 | 4 | 0 | — | — | 0 | 24 |
| Cedric Benson | 2 | 2 | 0 | 0 | — | — | 0 | 12 |
| Ryan Fitzpatrick | 2 | 2 | 0 | 0 | — | — | 0 | 12 |
| Chris Henry | 2 | 0 | 2 | 0 | — | — | 0 | 12 |
| Chris Perry | 2 | 2 | 0 | 0 | — | — | 0 | 12 |
| Leon Hall | 1 | 0 | 0 | 1 | — | — | 0 | 6 |
| Glenn Holt | 1 | 0 | 1 | 0 | — | — | 0 | 6 |
| Johnathan Joseph | 1 | 0 | 0 | 1 | — | — | 0 | 6 |
| Chinedum Ndukwe | 1 | 0 | 0 | 1 | — | — | 0 | 6 |
| Dave Rayner | 0 | 0 | 0 | 0 | 3-3 | 1-1 | 0 | 6 |
| BENGALS | 20 | 6 | 11 | 3 | 18-18 | 22-25 | 0 | 204 |
| OPPONENTS | 43 | 15 | 23 | 5 | 40-40 | 22-23 | 0 | 364 |

Two-point conversions: None. BENGALS 0-2, OPPONENTS 0-3.

Fumbles-Lost: Ryan Fitzpatrick 11-5, Chris Perry 5-3, Eric Ghiaciuc 4-0, Cedric Benson 2-1, Carson Palmer 2-0, Antonio Chatman 1-1, Glenn Holt 1-1, Ben Utech 1-0. BENGALS 27-11, OPPONENTS 20-12.

| RUSHING | ATT | YDS | AVG | LG | TD |
|---------------------|-----|------|------|----|----|
| Cedric Benson | 214 | 747 | 3.5 | 46 | 2 |
| Ryan Fitzpatrick | 60 | 304 | 5.1 | 22 | 2 |
| Chris Perry | 104 | 269 | 2.6 | 25 | 2 |
| Kenny Watson | 13 | 55 | 4.2 | 7 | 0 |
| Andre Caldwell | 5 | 53 | 10.6 | 26 | 0 |
| Carson Palmer | 6 | 38 | 6.3 | 15 | 0 |
| James Johnson | 9 | 29 | 3.2 | 12 | 0 |
| T.J. Houshmandzadeh | 1 | 9 | 9.0 | 9 | 0 |
| DeDe Dorsey | 5 | 8 | 1.6 | 7 | 0 |
| Antonio Chatman | 2 | 4 | 2.0 | 2 | 0 |
| Jordan Palmer | 1 | 4 | 4.0 | 4 | 0 |
| BENGALS | 420 | 1520 | 3.6 | 46 | 6 |
| OPPONENTS | 490 | 1921 | 3.9 | 51 | 15 |

| RECEIVING | REC | YDS | AVG | LG | TD |
|---------------------|-----|------|------|----|----|
| T.J. Houshmandzadeh | 92 | 904 | 9.8 | 46 | 4 |
| Chad Johnson | 53 | 540 | 10.2 | 26 | 4 |
| Reggie Kelly | 31 | 207 | 6.7 | 31 | 0 |
| Antonio Chatman | 21 | 194 | 9.2 | 25 | 0 |
| Cedric Benson | 20 | 185 | 9.3 | 79 | 0 |
| Chris Perry | 20 | 71 | 3.6 | 12 | 0 |
| Chris Henry | 19 | 220 | 11.6 | 22 | 2 |
| Ben Utech | 16 | 123 | 7.7 | 14 | 0 |
| Andre Caldwell | 11 | 78 | 7.1 | 15 | 0 |
| James Johnson | 6 | 47 | 7.8 | 16 | 0 |
| Glenn Holt | 3 | 26 | 8.7 | 10 | 1 |
| Kenny Watson | 3 | 4 | 1.3 | 3 | 0 |
| DeDe Dorsey | 2 | 49 | 24.5 | 36 | 0 |
| Daniel Coats | 2 | 19 | 9.5 | 11 | 0 |
| Nate Lawrie | 2 | 11 | 5.5 | 7 | 0 |
| Jerome Simpson | 1 | 2 | 2.0 | 2 | 0 |
| Ryan Fitzpatrick | 1 | 3 | -3.0 | -3 | 0 |
| BENGALS | 303 | 2677 | 8.8 | 79 | 11 |
| OPPONENTS | 315 | 3409 | 10.8 | 70 | 23 |

| INTERCEPTIONS | NO | YDS | AVG | LG | TD |
|------------------|----|-----|------|----|----|
| Leon Hall | 3 | 87 | 29.0 | 50 | 1 |
| Brandon Johnson | 2 | 35 | 17.5 | 35 | 0 |
| Keith Rivers | 1 | 39 | 39.0 | 39 | 0 |
| Chris Crocker | 1 | 22 | 22.0 | 22 | 0 |
| Johnathan Joseph | 1 | 22 | 22.0 | 22 | 0 |
| Dhani Jones | 1 | 13 | 13.0 | 13 | 0 |
| Chinedum Ndukwe | 1 | 12 | 12.0 | 12 | 0 |
| Corey Lynch | 1 | 6 | 6.0 | 6 | 0 |
| Marvin White | 1 | 0 | 0.0 | 0 | 0 |
| BENGALS | 12 | 236 | 19.7 | 50 | 1 |
| OPPONENTS | 15 | 279 | 18.6 | 85 | 2 |

| PUNTING | NO | YDS | AVG | NET | TB | IN-20 | LG | BLK. |
|-------------|-----|------|------|------|----|-------|----|------|
| Kyle Larson | 100 | 3945 | 39.5 | 34.1 | 3 | 28 | 57 | 1 |
| BENGALS | 101 | 3945 | 39.1 | 34.1 | 3 | 28 | 57 | 1 |
| OPPONENTS | 79 | 3443 | 43.6 | 37.6 | 11 | 22 | 70 | 0 |

| PUNT RETURNS | NO | FC | YDS | AVG | LG | TD |
|---------------------|----|----|-----|-----|----|----|
| Antonio Chatman | 21 | 5 | 158 | 7.5 | 34 | 0 |
| T.J. Houshmandzadeh | 8 | 2 | 79 | 9.9 | 15 | 0 |
| Leon Hall | 3 | 0 | 16 | 5.3 | 12 | 0 |
| BENGALS | 32 | 7 | 253 | 7.9 | 34 | 0 |
| OPPONENTS | 48 | 22 | 436 | 9.1 | 73 | 1 |

| KICKOFF RETURNS | NO | YDS | AVG | LG | TD |
|-----------------|----|------|------|----|----|
| Glenn Holt | 46 | 1110 | 24.1 | 60 | 0 |
| Andre Caldwell | 13 | 338 | 26.0 | 43 | 0 |
| Kenny Watson | 4 | 63 | 15.8 | 24 | 0 |
| Daniel Coats | 1 | 18 | 18.0 | 18 | 0 |
| Leon Hall | 1 | 1 | 1.0 | 1 | 0 |
| James Johnson | 1 | 13 | 13.0 | 13 | 0 |
| Jerome Simpson | 1 | 8 | 8.0 | 8 | 0 |
| Daniel Coats | 0 | 0 | 0.0 | 0 | 0 |
| BENGALS | 67 | 1551 | 23.1 | 60 | 0 |
| OPPONENTS | 47 | 1059 | 22.5 | 87 | 0 |

| FIELD GOALS | 1-19 | 20-29 | 30-39 | 40-49 | 50+ |
|---------------|------|-------|-------|-------|-----|
| Shayne Graham | 1-1 | 5-5 | 6-7 | 9-11 | 0-0 |
| Dave Rayner | 0-0 | 1-1 | 0-0 | 0-0 | 0-0 |
| BENGALS | 1-1 | 6-6 | 6-7 | 9-11 | 0-0 |
| OPPONENTS | 0-0 | 12-12 | 6-6 | 3-4 | 1-1 |

Shayne Graham: (43G), (37N), (22G, 30G, 21G), (42G, 45G), (41G, 31G, 40G), (—), (—), (43G, 32G), (—), (20G, 41G, 47N), (26G), (21G), (19G), (32G, 45G), (48N), (38G, 30G, 43G). Rayner: (—), (—), (—), (—), (—), (26G), (—), (—), (—), (—), (—), (—), (—), (—), (—), (—). Opponents: (47N, 21G), (34G), (24G, 46G, 26G, 22G), (25G, 29G), (30G), (38G, 43G), (21G), (—), (52G, 26G), (42G, 27G), (37G, 38G), (27G, 21G), (—), (23G, 36G), (—), (—).

| PASSING | ATT | CMP | YDS | CMP% | YDS/ATT | TD | TD% | INT | INT% | LG | SKD-YDS | RAT |
|------------------|-----|-----|------|------|---------|----|-----|-----|------|----|---------|------|
| Ryan Fitzpatrick | 372 | 221 | 1905 | 59.4 | 5.12 | 8 | 2.2 | 9 | 2.4 | 79 | 38-193 | 70.0 |
| Carson Palmer | 129 | 75 | 731 | 58.1 | 5.67 | 3 | 2.3 | 4 | 3.1 | 36 | 11-67 | 69.0 |
| Jordan Palmer | 12 | 7 | 41 | 58.3 | 3.42 | 0 | 0.0 | 2 | 16.7 | 13 | 2-11 | 25.3 |
| BENGALS | 513 | 303 | 2677 | 59.1 | 5.22 | 11 | 2.1 | 15 | 2.9 | 79 | 51-271 | 68.0 |
| OPPONENTS | 506 | 315 | 3409 | 62.3 | 6.74 | 23 | 4.5 | 12 | 2.4 | 70 | 17-122 | 87.3 |

USUAL STARTERS

| OFFENSE | DEFENSE |
|---------------------------------------|--------------------------------|
| WR Chad Johnson | LDE Robert Geathers |
| LOT Levi Jones | LDT Domata Peko |
| Anthony Collins | RDT John Thornton |
| LG Andrew Whitworth | Pat Sims |
| Nate Livings | RDE Antwan Odom |
| C Eric Ghiaciuc | SLB Rashad Jeanty |
| RG Bobbie Williams | MLB Dhani Jones |
| ROT Stacy Andrews | WLB Brandon Johnson |
| TE Reggie Kelly | Keith Rivers |
| WR T.J. Houshmandzadeh | LCB Johnathan Joseph |
| QB Ryan Fitzpatrick | David Jones |
| HB Cedric Benson | RCB Leon Hall |
| Chris Perry | SS Chinedum Ndukwe |
| (no player started more than 4 games) | FS Marvin White, Chris Crocker |

| DEFENSE* | ST | AT | TT | SKS-YDS | INT-YDS | PD | FF | FR-YDS |
|-------------------|----|----|-----|----------|---------|----|----|--------|
| Dhani Jones | 73 | 41 | 114 | 0-0 | 1-13 | 8 | 1 | 1-0 |
| Rashad Jeanty | 54 | 32 | 86 | 0-0 | 0-0 | 2 | 2 | 0-0 |
| Brandon Johnson | 42 | 35 | 77 | 1.5-4.5 | 2-35 | 4 | 0 | 0-0 |
| Leon Hall | 57 | 14 | 71 | 0-0 | 3-87 | 24 | 0 | 1-0 |
| Marvin White | 52 | 15 | 67 | 0-0 | 1-0 | 4 | 0 | 0-0 |
| Domata Peko | 29 | 38 | 67 | 0.5-0.5 | 0-0 | 2 | 0 | 0-0 |
| Chinedum Ndukwe | 42 | 21 | 63 | 3-25 | 1-12 | 4 | 0 | 1-15 |
| Johnathan Joseph | 31 | 11 | 42 | 0-0 | 1-22 | 13 | 1 | 1-65 |
| David Jones | 33 | 5 | 38 | 0-0 | 0-0 | 6 | 0 | 1-12 |
| Robert Geathers | 22 | 16 | 38 | 2.5-19.5 | 0-0 | 1 | 1 | 1-0 |
| Keith Rivers | 24 | 12 | 36 | 0-0 | 1-39 | 1 | 1 | 0-0 |
| Pat Sims | 22 | 13 | 35 | 1-2 | 0-0 | 0 | 0 | 0-0 |
| Chris Crocker | 25 | 9 | 34 | 1.5-10.5 | 1-22 | 2 | 1 | 0-0 |
| Jonathan Fanene | 21 | 10 | 31 | 0-0 | 0-0 | 0 | 0 | 0-0 |
| John Thornton | 24 | 6 | 30 | 3-25 | 0-0 | 2 | 0 | 0-0 |
| Antwan Odom | 19 | 7 | 26 | 3-28 | 0-0 | 2 | 2 | 0-0 |
| Frostee Rucker | 15 | 8 | 23 | 1-7 | 0-0 | 1 | 2 | 1-6 |
| Dexter Jackson | 14 | 7 | 21 | 0-0 | 0-0 | 1 | 0 | 0-0 |
| Jamar Fletcher | 13 | 2 | 15 | 0-0 | 0-0 | 3 | 0 | 1-0 |
| Kyries Hebert | 8 | 7 | 15 | 0-0 | 0-0 | 0 | 0 | 1-0 |
| Orien Harris | 4 | 10 | 14 | 0-0 | 0-0 | 0 | 0 | 0-0 |
| Darryl Blackstock | 7 | 6 | 13 | 0-0 | 0-0 | 0 | 0 | 0-0 |
| Simeon Castille | 5 | 2 | 7 | 0-0 | 0-0 | 1 | 0 | 0-0 |
| Corey Mays | 3 | 2 | 5 | 0-0 | 0-0 | 0 | 1 | 1-0 |
| Jason Shirley | 2 | 2 | 4 | 0-0 | 0-0 | 0 | 0 | 0-0 |
| Corey Lynch | 3 | 0 | 3 | 0-0 | 1-6 | 1 | 0 | 0-0 |
| Mike Doss | 1 | 1 | 2 | 0-0 | 0-0 | 1 | 0 | 0-0 |
| Eric Henderson | 1 | 1 | 2 | 0-0 | 0-0 | 0 | 0 | 0-0 |
| John Busing | 1 | 0 | 1 | 0-0 | 0-0 | 0 | 0 | 0-0 |

| SPECIAL TEAMS* | ST | AT | TT | FF | FR-YDS | BP | BFG | BXP |
|------------------------|----|----|----|----|--------|----|-----|-----|
| Kyries Hebert..... | 14 | 7 | 21 | 0 | 0-0 | 0 | 0 | 0 |
| Rashad Jeanty..... | 9 | 4 | 13 | 0 | 1-0 | 0 | 0 | 0 |
| Corey Mays..... | 8 | 3 | 11 | 0 | 0-0 | 0 | 0 | 0 |
| Brad St. Louis..... | 6 | 2 | 8 | 0 | 0-0 | 0 | 0 | 0 |
| Darryl Blackstock..... | 3 | 4 | 7 | 0 | 0-0 | 0 | 0 | 0 |
| Brandon Johnson..... | 4 | 2 | 6 | 0 | 0-0 | 0 | 0 | 0 |
| Corey Lynch..... | 2 | 4 | 6 | 0 | 0-0 | 0 | 0 | 0 |
| John Busing..... | 3 | 2 | 5 | 0 | 0-0 | 0 | 0 | 0 |
| David Jones..... | 3 | 2 | 5 | 0 | 0-0 | 0 | 0 | 0 |
| Leon Hall..... | 4 | 0 | 4 | 0 | 0-0 | 0 | 0 | 0 |
| Herana-Daze Jones..... | 4 | 0 | 4 | 0 | 0-0 | 0 | 0 | 0 |
| Abdul Hodge..... | 1 | 2 | 3 | 0 | 0-0 | 0 | 0 | 0 |
| Jim Maxwell..... | 1 | 2 | 3 | 0 | 0-0 | 0 | 0 | 0 |
| Kenny Watson..... | 0 | 3 | 3 | 0 | 0-0 | 0 | 0 | 0 |
| Glenn Holt..... | 2 | 0 | 2 | 0 | 0-0 | 0 | 0 | 0 |
| Dhani Jones..... | 2 | 0 | 2 | 0 | 0-0 | 0 | 0 | 0 |
| Kyle Larson..... | 2 | 0 | 2 | 0 | 0-0 | 0 | 0 | 0 |
| Geoffrey Pope..... | 2 | 0 | 2 | 0 | 0-0 | 0 | 0 | 0 |
| Shayne Graham..... | 1 | 2 | 0 | 0 | 0-0 | 0 | 0 | 0 |
| Andre Caldwell..... | 1 | 0 | 1 | 0 | 0-0 | 0 | 0 | 0 |
| Jamar Fletcher..... | 1 | 0 | 1 | 0 | 0-0 | 0 | 0 | 0 |
| Josh Mallard..... | 1 | 0 | 1 | 0 | 0-0 | 0 | 0 | 0 |
| Chinedum Ndukwe..... | 1 | 0 | 1 | 0 | 0-0 | 0 | 0 | 0 |
| Marvin White..... | 1 | 0 | 1 | 0 | 0-0 | 0 | 0 | 0 |
| Daniel Coats..... | 0 | 1 | 1 | 0 | 0-0 | 0 | 0 | 0 |
| Chris Harrington..... | 0 | 1 | 1 | 0 | 0-0 | 0 | 0 | 0 |
| Nate Lawrie..... | 0 | 1 | 1 | 0 | 0-0 | 0 | 0 | 0 |
| Keith Rivers..... | 0 | 1 | 1 | 0 | 0-0 | 0 | 0 | 0 |

2009 STATISTICS

RECORD: 10-6-0

HEAD COACH: MARVIN LEWIS
(BENGALS WON AFC NORTH DIVISION; SEE POSTSEASON
PORTION OF TEAM HISTORY SECTION FOR POSTSEASON STATS)

| DATE | W-L | SCORE | OPPONENT | ATTENDANCE |
|----------|-----|------------|---------------|------------|
| 9-13-09 | L | 7-12 | DENVER | 62,831 |
| 9-20-09 | W | 31-24 | at Green Bay | 70,678 |
| 9-27-09 | W | 23-20 | PITTSBURGH | 64,538 |
| 10-4-09 | W | 23-20 (OT) | at Cleveland | 69,844 |
| 10-11-09 | W | 17-14 | at Baltimore | 71,161 |
| 10-18-09 | L | 17-28 | HOUSTON | 64,019 |
| 10-25-09 | W | 45-10 | CHICAGO | 64,900 |
| 11-1-09 | | — BYE — | | |
| 11-8-09 | W | 17-7 | BALTIMORE | 64,313 |
| 11-15-09 | W | 18-12 | at Pittsburgh | 65,392 |
| 11-22-09 | L | 17-20 | at Oakland | 34,112 |
| 11-29-09 | W | 16-7 | CLEVELAND | 64,553 |
| 12-6-09 | W | 23-13 | DETROIT | 62,545 |
| 12-13-09 | L | 10-30 | at Minnesota | 63,854 |
| 12-20-09 | L | 24-27 | at San Diego | 68,889 |
| 12-27-09 | W | 17-10 | KANSAS CITY | 64,333 |
| 1-3-10 | L | 0-37 | at N.Y. Jets | 79,106 |

| TEAM STATISTICS | BENGALS | OPPONENTS |
|--------------------|---------|-----------|
| TOTAL FIRST DOWNS | 295 | 276 |
| Rushing | 109 | 95 |
| Passing | 159 | 165 |
| Penalty | 27 | 16 |
| 3rd Down: Made-Att | 93-229 | 81-210 |
| 3rd Down Pct. | 40.6 | 38.6 |
| 4th Down: Made-Att | 10-14 | 7-15 |
| 4th Down Pct. | 71.4 | 46.7 |
| POSSESSION AVG. | 31:59 | 28:01 |
| TOTAL NET YARDS | 4946 | 4822 |
| Avg. Per Game | 309.1 | 301.4 |
| Total Plays | 1011 | 980 |
| Avg. Per Play | 4.9 | 4.9 |
| NET YARDS RUSHING | 2056 | 1573 |
| Avg. Per Game | 128.5 | 98.3 |
| Total Rushes | 505 | 399 |
| NET YARDS PASSING | 2890 | 3249 |
| Avg. Per Game | 180.6 | 203.1 |
| Sacked-Yards Lost | 29-244 | 34-237 |
| Gross Yards | 3134 | 3486 |
| Att.-Completions | 477-286 | 547-318 |
| Completion Pct. | 60.0 | 58.1 |
| Had Intercepted | 13 | 19 |
| PUNTS-AVG. | 86-43.2 | 83-43.9 |
| Net Punting Avg. | 36.3 | 35.3 |
| PENALTIES-YARDS | 114-863 | 99-767 |
| FUMBLES-BALLS LOST | 24-12 | 17-6 |
| TOUCHDOWNS | 34 | 32 |
| Rushing | 9 | 12 |
| Passing | 21 | 18 |
| Returns | 4 | 2 |

| SCORE BY PERIODS | 1 | 2 | 3 | 4 | OT | PTS |
|------------------|----|-----|----|----|----|-----|
| BENGALS | 61 | 118 | 49 | 74 | 3 | 305 |
| OPPONENTS | 55 | 96 | 61 | 79 | 0 | 291 |

| SCORING | TD | TD-R | TD-P | TD-R | K-PAT | FG | S | PTS |
|------------------|----|------|------|------|-------|-------|---|-----|
| Shayne Graham | 0 | 0 | 0 | 0 | 28-29 | 23-28 | 0 | 97 |
| Chad Johnson | 9 | 0 | 9 | 0 | — | — | 0 | 54 |
| Cedric Benson | 6 | 6 | 0 | 0 | — | — | 0 | 36 |
| Laveranues Coles | 5 | 0 | 5 | 0 | — | — | 0 | 30 |
| Carson Palmer | 3 | 3 | 0 | 0 | — | — | 0 | 20 |
| Andre Caldwell | 3 | 0 | 3 | 0 | — | — | 0 | 18 |
| J.P. Foschi | 2 | 0 | 2 | 0 | — | — | 0 | 12 |
| Chris Henry | 2 | 0 | 2 | 0 | — | — | 0 | 12 |
| Jonathan Fanene | 1 | 0 | 0 | 1 | — | — | 0 | 6 |
| Robert Geathers | 1 | 0 | 0 | 1 | — | — | 0 | 6 |
| Johnathan Joseph | 1 | 0 | 0 | 1 | — | — | 0 | 6 |
| Bernard Scott | 1 | 0 | 0 | 1 | — | — | 0 | 6 |
| Brian Leonard | 0 | 0 | 0 | 0 | — | — | 0 | 2 |
| BENGALS | 34 | 9 | 21 | 4 | 28-29 | 23-28 | 0 | 305 |
| OPPONENTS | 32 | 12 | 18 | 2 | 30-30 | 23-29 | 0 | 291 |

Two-point conversions: Brian Leonard, Carson Palmer.
BENGALS 2-5, OPPONENTS 0-2.

Fumbles-lost: Carson Palmer 6-2, Andre Caldwell 4-2, Chad Johnson 2-2, J.T. O'Sullivan 2-2, Daniel Coats 2-1, Quan Cosby 2-0, J.P. Foschi 1-1, Jeremi Johnson 1-1, Brian Leonard 1-1, Cedric Benson 1-0, Kevin Huber 1-0, Bernard Scott 1-0. BENGALS 24-12, OPPONENTS 17-6.

| PASSING | ATT | CMP | YDS | CMP% | YDS/ATT | TD | TD% | INT | INT% | LG | SKD-YDS | RAT |
|-----------------|-----|-----|------|------|---------|----|-----|-----|------|----|---------|------|
| Carson Palmer | 466 | 282 | 3094 | 60.5 | 6.64 | 21 | 4.5 | 13 | 2.8 | 73 | 26-213 | 83.6 |
| J.T. O'Sullivan | 11 | 4 | 40 | 36.4 | 3.64 | 0 | 0.0 | 0 | 0.0 | 16 | 3-31 | 47.5 |
| BENGALS | 477 | 286 | 3134 | 60.0 | 6.57 | 21 | 4.4 | 13 | 2.7 | 73 | 29-244 | 82.7 |
| OPPONENTS | 547 | 318 | 3486 | 58.1 | 6.37 | 18 | 3.3 | 19 | 3.5 | 87 | 34-237 | 73.6 |

| RUSHING | ATT | YDS | AVG | LG | TD |
|------------------|-----|------|------|----|----|
| Cedric Benson | 301 | 1251 | 4.2 | 42 | 6 |
| Bernard Scott | 74 | 321 | 4.3 | 61 | 0 |
| Larry Johnson | 46 | 204 | 4.4 | 27 | 0 |
| Carson Palmer | 39 | 93 | 2.4 | 15 | 3 |
| Brian Leonard | 27 | 84 | 3.1 | 11 | 0 |
| Chad Johnson | 3 | 32 | 10.7 | 26 | 0 |
| Andre Caldwell | 3 | 22 | 7.3 | 15 | 0 |
| Chris Crocker | 1 | 21 | 21.0 | 21 | 0 |
| J.T. O'Sullivan | 3 | 12 | 4.0 | 6 | 0 |
| Laveranues Coles | 2 | 10 | 5.0 | 8 | 0 |
| Jeremi Johnson | 4 | 8 | 2.0 | 4 | 0 |
| Kevin Huber | 1 | 0 | 0.0 | 0 | 0 |
| Quan Cosby | 1 | -2 | -2.0 | -2 | 0 |
| BENGALS | 505 | 2056 | 4.1 | 61 | 9 |
| OPPONENTS | 399 | 1573 | 3.9 | 57 | 12 |

| RECEIVING | REC | YDS | AVG | LG | TD |
|------------------|-----|------|------|----|----|
| Chad Johnson | 72 | 1047 | 14.5 | 50 | 9 |
| Andre Caldwell | 51 | 432 | 8.5 | 24 | 3 |
| Laveranues Coles | 43 | 514 | 12.0 | 40 | 5 |
| Brian Leonard | 30 | 217 | 7.2 | 18 | 0 |
| J.P. Foschi | 27 | 260 | 9.6 | 27 | 2 |
| Cedric Benson | 17 | 111 | 6.5 | 19 | 0 |
| Daniel Coats | 16 | 150 | 9.4 | 23 | 0 |
| Chris Henry | 12 | 236 | 19.7 | 73 | 2 |
| Jeremi Johnson | 6 | 41 | 6.8 | 9 | 0 |
| Bernard Scott | 5 | 67 | 13.4 | 23 | 0 |
| Quan Cosby | 4 | 55 | 13.8 | 23 | 0 |
| Larry Johnson | 3 | 4 | 1.3 | 6 | 0 |
| BENGALS | 286 | 3134 | 11.0 | 73 | 21 |
| OPPONENTS | 318 | 3486 | 11.0 | 87 | 18 |

| INTERCEPTIONS | NO | YDS | AVG | LG | TD |
|------------------|----|-----|------|----|----|
| Johnathan Joseph | 6 | 92 | 15.3 | 32 | 1 |
| Leon Hall | 6 | 47 | 7.8 | 26 | 0 |
| Chris Crocker | 2 | 38 | 19.0 | 20 | 0 |
| Jonathan Fanene | 1 | 45 | 45.0 | 45 | 1 |
| Frostee Rucker | 1 | 26 | 26.0 | 26 | 0 |
| Chinedum Ndukwe | 1 | 9 | 9.0 | 9 | 0 |
| Tom Nelson | 1 | 2 | 2.0 | 2 | 0 |
| Keith Rivers | 1 | 0 | 0.0 | 0 | 0 |
| BENGALS | 19 | 259 | 13.6 | 45 | 2 |
| OPPONENTS | 13 | 184 | 14.2 | 52 | 2 |

| PUNTING | NO | YDS | AVG | NET | TB | IN-20 | LG | BLK |
|-------------|----|------|------|------|----|-------|----|-----|
| Kevin Huber | 86 | 3713 | 43.2 | 36.3 | 10 | 24 | 61 | 0 |
| BENGALS | 86 | 3713 | 43.2 | 36.3 | 10 | 24 | 61 | 0 |
| OPPONENTS | 83 | 3641 | 43.9 | 35.3 | 12 | 25 | 66 | 0 |

| PUNT RETURNS | NO | FC | YDS | AVG | LG | TD |
|--------------|----|----|-----|------|----|----|
| Quan Cosby | 40 | 19 | 474 | 11.9 | 60 | 0 |
| BENGALS | 40 | 19 | 474 | 11.9 | 60 | 0 |
| OPPONENTS | 39 | 15 | 393 | 10.1 | 50 | 0 |

| KICKOFF RETURNS | NO | YDS | AVG | LG | TD |
|------------------|----|------|------|----|----|
| Andre Caldwell | 29 | 539 | 18.6 | 39 | 0 |
| Bernard Scott | 16 | 504 | 31.5 | 96 | 1 |
| Quan Cosby | 13 | 239 | 18.4 | 31 | 0 |
| Brian Leonard | 2 | 38 | 19.0 | 24 | 0 |
| Laveranues Coles | 1 | 14 | 14.0 | 14 | 0 |
| Leon Hall | 1 | 22 | 22.0 | 22 | 0 |
| Daniel Coats | 0 | 0 | — | — | 0 |
| BENGALS | 62 | 1356 | 21.9 | 96 | 1 |
| OPPONENTS | 58 | 1289 | 22.2 | 58 | 0 |

| FIELD GOALS | 1-19 | 20-29 | 30-39 | 40-49 | 50+ |
|---------------|------|-------|-------|-------|-----|
| Shayne Graham | 0-0 | 10-11 | 8-10 | 3-3 | 2-4 |
| BENGALS | 0-0 | 10-11 | 8-10 | 3-3 | 2-4 |
| OPPONENTS | 1-1 | 6-7 | 8-9 | 5-5 | 3-7 |

Shayne Graham: (—), (40G), (34G, 52N), (23B, 31G), (32B, 32G), (50G), (29G), (23G), (51N, 23G, 32G, 32G, 43G), (37N, 25G), (37G, 53G, 28G), (44G, 39G, 23G), (22G), (26G, 25G, 34G), (29G), (—).
Opponents: (48G, 50G), (55N, 45G), (19G, 24G, 52N), (26G, 31G), (—), (28B), (22G), (38N), (28G, 33G, 35G, 34G), (57N, 52G, 33G), (—), (55N), (41G, 23G, 44G), (33G, 52G), (30G), (20G, 39G, 40G).

USUAL STARTERS

| OFFENSE | DEFENSE |
|----------------------|----------------------|
| WR Chad Johnson | LDE Robert Geathers |
| LOT Andrew Whitworth | LDT Domata Peko |
| LG Nate Livings, | RDT Tank Johnson |
| Evan Mathis | RDE Jonathan Fanene, |
| C Kyle Cook | Antwan Odom |
| RG Bobbie Williams | SLB Rey Mualuga |
| ROT Dennis Roland, | MLB Dhani Jones |
| Anthony Collins | WLB Keith Rivers |
| TE Daniel Coats, | LCB Johnathan Joseph |
| J.P. Foschi | RCB Leon Hall |
| WR Laveranues Coles | SS Chinedum Ndukwe |
| QB Carson Palmer | FS Chris Crocker |
| HB Cedric Benson | |
| FB Jeremi Johnson | |

| DEFENSE* | ST | AT | TT | SKS-YDS | INT-YDS | PD | FF | FR-YDS |
|------------------|----|----|-----|----------|---------|----|----|--------|
| Dhani Jones | 77 | 36 | 113 | 3.5-26 | 0-0 | 4 | 1 | 2-0 |
| Chinedum Ndukwe | 60 | 25 | 85 | 2-18.5 | 1-9 | 5 | 0 | 0-0 |
| Keith Rivers | 45 | 26 | 71 | 1-8 | 1-0 | 2 | 0 | 0-0 |
| Johnathan Joseph | 58 | 11 | 69 | 0-0 | 6-92 | 20 | 1 | 0-0 |
| Leon Hall | 52 | 13 | 65 | 0-0 | 6-47 | 24 | 2 | 0-0 |
| Rey Mualuga | 35 | 24 | 59 | 1-8 | 0-0 | 2 | 2 | 0-0 |
| Chris Crocker | 39 | 10 | 49 | 0-0 | 2-38 | 9 | 1 | 0-0 |
| Brandon Johnson | 31 | 16 | 47 | 1.5-11.5 | 0-0 | 4 | 0 | 1-0 |
| Robert Geathers | 21 | 15 | 36 | 3.5-28.5 | 0-0 | 3 | 1 | 2-113 |
| Jonathan Fanene | 18 | 18 | 36 | 6-33 | 1-45 | 2 | 0 | 0-0 |
| Pat Sims | 19 | 15 | 34 | 0.5-2.5 | 0-0 | 0 | 0 | 1-0 |
| Tank Johnson | 16 | 13 | 29 | 2-7 | 0-0 | 1 | 0 | 0-0 |
| Roy Williams | 17 | 9 | 26 | 0-0 | 0-0 | 2 | 0 | 0-0 |
| Domata Peko | 12 | 11 | 23 | 0-0 | 0-0 | 1 | 0 | 0-0 |
| Tom Nelson | 18 | 4 | 22 | 0-0 | 1-2 | 2 | 0 | 0-0 |
| Morgan Trent | 18 | 4 | 22 | 1-7 | 0-0 | 4 | 0 | 0-0 |
| Antwan Odom | 18 | 1 | 19 | 8-51 | 0-0 | 2 | 0 | 0-0 |
| Frostee Rucker | 7 | 6 | 13 | 1-10 | 1-26 | 2 | 0 | 0-0 |
| Michael Johnson | 7 | 5 | 12 | 3-26 | 0-0 | 5 | 0 | 0-0 |
| Rashad Jeanty | 8 | 1 | 9 | 0-0 | 0-0 | 0 | 0 | 0-0 |
| Kyries Hebert | 7 | 2 | 9 | 0-0 | 0-0 | 0 | 0 | 0-0 |
| Shaun Smith | 3 | 5 | 8 | 0-0 | 0-0 | 0 | 0 | 0-0 |
| Orien Harris | 5 | 2 | 7 | 0-0 | 0-0 | 0 | 0 | 0-0 |
| David Jones | 3 | 2 | 5 | 0-0 | 0-0 | 1 | 0 | 0-0 |
| Abdul Hodge | 2 | 3 | 5 | 0-0 | 0-0 | 0 | 0 | 0-0 |
| Rico Murray | 1 | 0 | 1 | 0-0 | 0-0 | 0 | 0 | 0-0 |
| Geoffrey Pope | 0 | 0 | 0 | 0-0 | 0-0 | 1 | 0 | 0-0 |

| SPECIAL TEAMS* | ST | AT | TT | FF | FR-YDS | BP | BFG | BXP |
|------------------|----|----|----|----|--------|----|-----|-----|
| Abdul Hodge | 10 | 1 | 11 | 1 | 0-0 | 0 | 0 | 0 |
| Brandon Johnson | 9 | 2 | 11 | 0 | 0-0 | 0 | 0 | 0 |
| Kyries Hebert | 7 | 4 | 11 | 0 | 0-0 | 0 | 0 | 0 |
| Rashad Jeanty | 5 | 5 | 10 | 0 | 0-0 | 0 | 0 | 0 |
| Brian Leonard | 7 | 1 | 8 | 0 | 0-0 | 0 | 0 | 0 |
| Dan Skuta | 6 | 2 | 8 | 0 | 0-0 | 0 | 0 | 0 |
| Leon Hall | 6 | 0 | 6 | 0 | 0-0 | 0 | 0 | 0 |
| David Jones | 4 | 2 | 6 | 0 | 0-0 | 0 | 0 | 0 |
| Maurice Purify | 4 | 2 | 6 | 0 | 0-0 | 0 | 0 | 0 |
| Morgan Trent | 4 | 2 | 6 | 0 | 0-0 | 0 | 0 | 0 |
| Michael Johnson | 4 | 1 | 5 | 0 | 0-0 | 0 | 0 | 0 |
| Rey Mualuga | 4 | 0 | 4 | 1 | 0-0 | 0 | 0 | 0 |
| Chinedum Ndukwe | 3 | 1 | 4 | 0 | 0-0 | 0 | 0 | 0 |
| Quan Cosby | 2 | 1 | 3 | 0 | 0-0 | 0 | 0 | 0 |
| Tom Nelson | 2 | 1 | 3 | 0 | 0-0 | 0 | 0 | 0 |
| Shayne Graham | 2 | 0 | 2 | 0 | 0-0 | 0 | 0 | 0 |
| Kevin Huber | 2 | 0 | 2 | 0 | 0-0 | 0 | 0 | 0 |
| Bernard Scott | 2 | 0 | 2 | 0 | 0-0 | 0 | 0 | 0 |
| Roy Williams | 2 | 0 | 2 | 0 | 0-0 | 0 | 0 | 0 |
| Chris Crocker | 1 | 1 | 2 | 0 | 0-0 | 0 | 0 | 0 |
| Clark Harris | 1 | 0 | 1 | 0 | 0-0 | 0 | 0 | 0 |
| Johnathan Joseph | 1 | 0 | 1 | 0 | 0-0 | 0 | 0 | 0 |
| Keith Rivers | 1 | 0 | 1 | 0 | 0-0 | 0 | 0 | 0 |
| Brad St. Louis | 1 | 0 | 1 | 0 | 0-0 | 0 | 0 | 0 |
| Antwan Odom | 0 | 0 | 0 | 0 | 0-0 | 0 | 1 | 0 |

| MISCELLANEOUS DEFENSE* | ST | AT | TT | FF |
|------------------------|----|----|----|----|
|------------------------|----|----|----|----|

RECORD: 4-12-0

| MISCELLANEOUS DEFENSE* | ST | AT | TT | FF | FR-YDS |
|------------------------|----|----|----|----|--------|
| Terrell Owens | 4 | 0 | 4 | 0 | 0-0 |
| Carson Palmer | 3 | 0 | 3 | 0 | 0-0 |
| Andre Caldwell | 2 | 0 | 2 | 0 | 0-0 |
| Jermaine Gresham | 2 | 0 | 2 | 0 | 0-0 |
| Chad Johnson | 2 | 0 | 2 | 0 | 0-0 |
| Andre Smith | 2 | 0 | 2 | 0 | 0-0 |
| Chase Coffman | 1 | 0 | 1 | 0 | 0-0 |
| Kyle Cook | 1 | 0 | 1 | 0 | 0-0 |
| Cedric Peerman | 1 | 0 | 1 | 0 | 0-0 |
| Dennis Roland | 1 | 0 | 1 | 0 | 0-0 |
| Bernard Scott | 1 | 0 | 1 | 0 | 0-0 |
| Jordan Shipley | 1 | 0 | 1 | 0 | 0-0 |
| Andrew Whitworth | 1 | 0 | 1 | 0 | 0-0 |

— 266 —

2011 STATISTICS

RECORD: 9-7-0

HEAD COACH: MARVIN LEWIS
(BENGALS WERE WILD CARD QUALIFIER; SEE POSTSEASON
PORTION OF TEAM HISTORY SECTION FOR POSTSEASON STATS)

| DATE | W-L | SCORE | OPPONENT | ATTENDANCE |
|----------|-----|-------|-----------------|------------|
| 9-11-11 | W | 27-17 | at Cleveland | 67,321 |
| 9-18-11 | L | 22-24 | at Denver | 73,281 |
| 9-25-11 | L | 8-13 | SAN FRANCISCO | 43,363 |
| 10-2-11 | W | 23-20 | BUFFALO | 41,142 |
| 10-9-11 | W | 30-20 | at Jacksonville | 61,799 |
| 10-16-11 | W | 27-17 | INDIANAPOLIS | 52,068 |
| 10-23-11 | | | — BYE — | |
| 10-30-11 | W | 34-12 | at Seattle | 66,004 |
| 11-6-11 | W | 24-17 | at Tennessee | 69,143 |
| 11-13-11 | L | 17-24 | PITTSBURGH | 63,262 |
| 11-20-11 | L | 24-31 | at Baltimore | 71,320 |
| 11-27-11 | W | 23-20 | CLEVELAND | 48,260 |
| 12-4-11 | L | 7-35 | at Pittsburgh | 63,697 |
| 12-11-11 | L | 19-20 | HOUSTON | 41,202 |
| 12-18-11 | W | 20-13 | at St. Louis | 56,431 |
| 12-24-11 | W | 23-16 | ARIZONA | 41,273 |
| 1-1-12 | L | 16-24 | BALTIMORE | 63,439 |

| TEAM STATISTICS | BENGALS | OPPONENTS |
|---------------------|---------|-----------|
| TOTAL FIRST DOWNS | 285 | 284 |
| Rushing | 93 | 94 |
| Passing | 160 | 170 |
| Penalty | 32 | 20 |
| 3rd Down: Made-Att. | 80-217 | 78-220 |
| 3rd Down Pct. | 36.5 | 35.5 |
| 4th Down: Made-Att. | 4-11 | 4-11 |
| 4th Down Pct. | 40.0 | 36.4 |
| POSSESSION AVG. | 30:19 | 29:41 |
| TOTAL NET YARDS | 5118 | 5060 |
| Avg. Per Game | 319.9 | 316.3 |
| Total Plays | 1015 | 1009 |
| Avg. Per Play | 5.0 | 5.0 |
| NET YARDS RUSHING | 1778 | 1675 |
| Avg. Per Game | 111.1 | 104.7 |
| Total Rushes | 455 | 425 |
| NET YARDS PASSING | 3340 | 3385 |
| Avg. Per Game | 208.8 | 211.6 |
| Sacked-Yards Lost | 25-167 | 45-277 |
| Gross Yards | 3507 | 3662 |
| Att.-Completions | 535-308 | 539-319 |
| Completion Pct. | 57.6 | 59.2 |
| Had Intercepted | 14 | 10 |
| PUNTS-AVG. | 91-44.2 | 98-46.6 |
| Net Punting Avg. | 39.2 | 38.9 |
| PENALTIES-YARDS | 99-874 | 101-878 |
| FUMBLES-BALLS LOST | 17-8 | 26-12 |
| TOUCHDOWNS | 35 | 37 |
| Rushing | 14 | 14 |
| Passing | 21 | 21 |
| Returns | 4 | 2 |

| SCORE BY PERIODS | 1 | 2 | 3 | 4 | OT | PTS |
|------------------|----|-----|----|-----|----|-----|
| BENGALS | 83 | 59 | 86 | 116 | 0 | 344 |
| OPPONENTS | 51 | 132 | 50 | 90 | 0 | 323 |

| SCORING | TD | TD-R | TD-P | TD-R | K-PAT | FG | S | PTS |
|------------------|----|------|------|------|-------|-------|---|-----|
| Mike Nugent | 0 | 0 | 0 | 0 | 33-34 | 33-38 | 0 | 132 |
| A.J. Green | 7 | 0 | 7 | 0 | — | — | 0 | 42 |
| Cedric Benson | 6 | 6 | 0 | 0 | — | — | 0 | 36 |
| Jermaine Gresham | 6 | 0 | 6 | 0 | — | — | 0 | 36 |
| Jerome Simpson | 4 | 0 | 4 | 0 | — | — | 0 | 24 |
| Andre Caldwell | 3 | 0 | 3 | 0 | — | — | 0 | 18 |
| Bernard Scott | 3 | 3 | 0 | 0 | — | — | 0 | 18 |
| Geno Atkins | 1 | 0 | 0 | 1 | — | — | 0 | 6 |
| Colin Cochart | 1 | 0 | 1 | 0 | — | — | 0 | 6 |
| Andy Dalton | 1 | 1 | 0 | 0 | — | — | 0 | 6 |
| Carlos Dunlap | 1 | 0 | 0 | 1 | — | — | 0 | 6 |
| Reggie Nelson | 1 | 0 | 0 | 1 | — | — | 0 | 6 |
| Brandon Tate | 1 | 0 | 0 | 1 | — | — | 0 | 6 |
| (team) | — | — | — | — | — | — | 1 | 2 |
| BENGALS | 35 | 10 | 21 | 4 | 33-34 | 33-38 | 1 | 344 |
| OPPONENTS | 37 | 14 | 21 | 2 | 35-35 | 22-27 | 0 | 323 |

Two-point conversions: None. BENGALS 0-1 (0-0 R, 0-1 P),
OPPONENTS 0-2 (0-1 R, 0-1 P).

Fumbles-lost: Cedric Benson 5-2, Andy Dalton 4-2, Brandon Tate
3-1, Geno Atkins 1-1, Nate Clements 1-1, Jermaine Gresham 1-1, A.J.
Green 1-0, Jordan Shipley 1-0. BENGALS 17-8, OPPONENTS 26-12.

| PASSING | ATT | CMP | YDS | CMP% | YDS/ATT | TD | TD% | INT | INT% | LG | SKD-YDS | RAT |
|------------------|-----|-----|------|------|---------|----|-----|-----|------|-----|---------|------|
| Andy Dalton | 516 | 300 | 3398 | 58.1 | 6.59 | 20 | 3.9 | 13 | 2.5 | 84 | 24-160 | 80.4 |
| Bruce Gradkowski | 18 | 8 | 109 | 44.4 | 6.06 | 1 | 5.6 | 1 | 5.6 | 41t | 1-7 | 59.7 |
| Bernard Scott | 1 | 0 | 0 | 0.0 | 0.00 | 0 | 0.0 | 0 | 0.0 | — | 0-0 | 39.6 |
| BENGALS | 535 | 308 | 3507 | 57.6 | 6.56 | 21 | 3.9 | 14 | 2.6 | 84 | 25-167 | 79.6 |
| OPPONENTS | 539 | 319 | 3662 | 59.2 | 6.79 | 21 | 3.9 | 10 | 1.9 | 74t | 45-277 | 85.0 |

| RUSHING | ATT | YDS | AVG | LG | TD |
|------------------|-----|------|------|-----|----|
| Cedric Benson | 273 | 1067 | 3.9 | 42 | 6 |
| Bernard Scott | 112 | 380 | 3.4 | 25t | 3 |
| Andy Dalton | 37 | 152 | 4.1 | 17 | 1 |
| Brian Leonard | 17 | 85 | 5.0 | 14 | 0 |
| A.J. Green | 5 | 53 | 10.6 | 22 | 0 |
| Andrew Hawkins | 5 | 25 | 5.0 | 8 | 0 |
| Cedric Peerman | 3 | 15 | 5.0 | 11 | 0 |
| Bruce Gradkowski | 3 | 1 | 0.3 | 1 | 0 |
| BENGALS | 455 | 1778 | 3.9 | 42 | 10 |
| OPPONENTS | 425 | 1675 | 3.9 | 70t | 14 |

| RECEIVING | REC | YDS | AVG | LG | TD |
|------------------|-----|------|------|-----|----|
| A.J. Green | 65 | 1057 | 16.3 | 58 | 7 |
| Jermaine Gresham | 56 | 596 | 10.6 | 31 | 6 |
| Jerome Simpson | 50 | 725 | 14.5 | 84 | 4 |
| Andre Caldwell | 37 | 317 | 8.6 | 49t | 3 |
| Andrew Hawkins | 23 | 263 | 11.4 | 26 | 0 |
| Brian Leonard | 22 | 210 | 9.5 | 37 | 0 |
| Cedric Benson | 15 | 82 | 5.5 | 11 | 0 |
| Bernard Scott | 13 | 38 | 2.9 | 14 | 0 |
| Donald Lee | 11 | 115 | 10.5 | 26 | 0 |
| Colin Cochart | 5 | 44 | 8.8 | 25 | 1 |
| Ryan Whalen | 4 | 27 | 6.8 | 13 | 0 |
| Jordan Shipley | 4 | 14 | 3.5 | 5 | 0 |
| Chris Pressley | 3 | 19 | 6.3 | 9 | 0 |
| BENGALS | 308 | 3507 | 11.4 | 84 | 21 |
| OPPONENTS | 319 | 3662 | 11.5 | 74t | 21 |

| INTERCEPTIONS | NO | YDS | AVG | LG | TD |
|-----------------|----|-----|------|-----|----|
| Reggie Nelson | 4 | 115 | 28.8 | 75t | 1 |
| Leon Hall | 2 | 15 | 7.5 | 15 | 0 |
| Nate Clements | 2 | 5 | 2.5 | 7 | 0 |
| Rey Mauluga | 1 | 2 | 2.0 | 2 | 0 |
| Michael Johnson | 1 | 0 | 0.0 | 0 | 0 |
| BENGALS | 10 | 137 | 13.7 | 75t | 1 |
| OPPONENTS | 14 | 159 | 11.4 | 43t | 1 |

| PUNTING | NO | YDS | AVG | NET | TB | IN-20 | LG | BLK. |
|-------------|----|------|------|------|----|-------|----|------|
| Kevin Huber | 91 | 4023 | 44.2 | 39.2 | 9 | 24 | 71 | 0 |
| BENGALS | 91 | 4023 | 44.2 | 39.2 | 9 | 24 | 71 | 0 |
| OPPONENTS | 98 | 4562 | 46.6 | 38.9 | 7 | 23 | 65 | 0 |

| PUNT RETURNS | NO | FC | YDS | AVG | LG | TD |
|---------------|----|----|-----|------|-----|----|
| Brandon Tate | 51 | 17 | 543 | 10.6 | 56t | 1 |
| Adam Jones | 2 | 0 | 67 | 33.5 | 63 | 0 |
| Nate Clements | 0 | 1 | 0 | — | — | 0 |
| BENGALS | 53 | 18 | 610 | 11.5 | 63 | 1 |
| OPPONENTS | 38 | 26 | 273 | 7.2 | 60t | 1 |

| KICKOFF RETURNS | NO | YDS | AVG | LG | TD |
|-----------------|----|------|------|----|----|
| Brandon Tate | 42 | 998 | 23.8 | 45 | 0 |
| Nate Clements | 1 | 4 | 4.0 | 4 | 0 |
| Cedric Peerman | 1 | 10 | 10.0 | 10 | 0 |
| Bernard Scott | 1 | 26 | 26.0 | 26 | 0 |
| Adam Jones | 0 | ^12 | — | 12 | 0 |
| BENGALS | 45 | 1026 | 22.8 | 45 | 0 |
| OPPONENTS | 44 | 916 | 20.8 | 51 | 0 |

| FIELD GOALS | 1-19 | 20-29 | 30-39 | 40-49 | 50+ |
|-------------|------|-------|-------|-------|-----|
| Mike Nugent | 0-0 | 14-14 | 5-8 | 14-16 | 0-0 |
| BENGALS | 0-0 | 14-14 | 5-8 | 14-16 | 0-0 |
| OPPONENTS | 1-1 | 8-8 | 4-4 | 7-9 | 2-5 |

Mike Nugent: (24G, 47G), (45G, 37G, 23G), (22G, 23G), (31G,
21G, 43G), (47G), (20G, 43G, 43WR), (34G, 48G), (36G), (43G), (27G),
(23G, 40G, 26G), (33B), (22G, 47G, 49G, 28G), (21G, 41G), (24G,
35WR, 48WR, 41G, 32G), (46G, 36WR, 46G, 23G).

Opponents: (20G), (34G), (23G, 53G), (43G, 23G), (19G, 20G),
(46G, 52B), (47G, 25G), (43G), (39G), (22G), (32G, 54G, 55SH),
(50WR), (46G, 47WR, 33G), (45WR, 26G, 43G), (29G), (42G).

USUAL STARTERS

| OFFENSE | DEFENSE |
|----------------------|---------------------|
| WR Jerome Simpson | LDE Robert Geathers |
| LOT Andrew Whitworth | NT Domata Peko |
| LG Nate Livings | DT Geno Atkins |
| C Kyle Cook | RDE Froste Rucker |
| RG Bobbie Williams | SLB Manny Lawson |
| ROT Andre Smith | MLB Rey Mauluga |
| TE Jermaine Gresham | WLB Thomas Howard |
| WR A.J. Green | LCB Nate Clements |
| QB Andy Dalton | RCB Leon Hall |
| HB Cedric Benson | Adam Jones |
| FB Chris Pressley | Chris Crocker |
| | Reggie Nelson |

| DEFENSE* | ST | AT | TT | SKS-YDS | INT-YDS | PD | FF | FR-YDS |
|-----------------|----|----|----|----------|---------|----|----|--------|
| Thomas Howard | 64 | 35 | 99 | 1-4 | 0-0 | 3 | 2 | 0-0 |
| Rey Mauluga | 53 | 35 | 88 | 0-0 | 1-2 | 2 | 3 | 1-0 |
| Reggie Nelson | 57 | 25 | 82 | 2-16 | 4-115 | 12 | 2 | 0-0 |
| Domata Peko | 34 | 32 | 66 | 2.5-19 | 0-0 | 0 | 1 | 1-0 |
| Chris Crocker | 45 | 16 | 61 | 3.5-14 | 0-0 | 5 | 1 | 0-0 |
| Nate Clements | 49 | 6 | 55 | 1-8 | 2.5 | 12 | 2 | 2-0 |
| Manny Lawson | 30 | 21 | 51 | 1.5-6 | 0-0 | 4 | 0 | 0-0 |
| Geno Atkins | 26 | 21 | 47 | 7.5-37.5 | 0-0 | 3 | 2 | 2-19 |
| Froste Rucker | 32 | 12 | 44 | 4-24 | 0-0 | 2 | 0 | 0-0 |
| Michael Johnson | 28 | 14 | 42 | 6-39.5 | 1-0 | 5 | 1 | 1-0 |
| Leon Hall | 29 | 3 | 32 | 0-0 | 2-15 | 7 | 0 | 1-10 |
| Kelly Jennings | 24 | 7 | 31 | 1-2 | 0-0 | 5 | 0 | 0-0 |
| Robert Geathers | 10 | 19 | 29 | 2.5-8 | 0-0 | 1 | 0 | 0-0 |
| Adam Jones | 26 | 2 | 28 | 0-0 | 0-0 | 6 | 0 | 0-0 |
| Brandon Johnson | 16 | 10 | 26 | 0-0 | 0-0 | 3 | 0 | 0-0 |
| Jonathan Fanene | 17 | 7 | 24 | 6.5-48 | 0-0 | 1 | 0 | 2-0 |
| Gibril Wilson | 12 | 11 | 23 | 0-0 | 0-0 | 0 | 1 | 1-0 |
| Carlos Dunlap | 11 | 12 | 23 | 4.5-42 | 0-0 | 3 | 0 | 1-35 |
| Pat Sims | 11 | 9 | 20 | 1-5 | 0-0 | 0 | 0 | 0-0 |
| Dan Skuta | 9 | 11 | 20 | 0.5-4 | 0-0 | 0 | 1 | 0-0 |
| Morgan Trent | 3 | 2 | 5 | 0-0 | 0-0 | 0 | 0 | 0-0 |
| Taylor Mays | 1 | 3 | 4 | 0-0 | 0-0 | 1 | 0 | 0-0 |
| Nick Hayden | 2 | 0 | 2 | 0-0 | 0-0 | 0 | 0 | 0-0 |
| Jerome Miles | 2 | 0 | 2 | 0-0 | 0-0 | 0 | 0 | 0-0 |

| SPECIAL TEAMS* | ST | AT | TT | FF | FR-YDS | BP | BFG | BXP |
|-----------------|----|----|----|----|--------|----|-----|-----|
| Jerome Miles | 13 | 1 | 14 | 0 | 0-0 | 0 | 0 | 0 |
| Cedric Peerman | 9 | 3 | 12 | 0 | 0-0 | 0 | 0 | 0 |
| Dan Skuta | 7 | 4 | 11 | 0 | 0-0 | 0 | 0 | 0 |
| Gibril Wilson | 9 | 1 | 10 | 0 | 0-0 | 0 | 0 | 0 |
| Brian Leonard | 6 | 1 | 7 | 0 | 0-0 | 0 | 0 | 0 |
| Taylor Mays | 6 | 0 | 6 | 0 | 0-0 | 0 | 0 | 0 |
| Vincent Rey | 6 | 0 | 6 | 0 | 0-0 | 0 | 0 | 0 |
| Brandon Johnson | 4 | 1 | 5 | 1 | 0-0 | 0 | 0 | 0 |
| Andrew Hawkins | 2 | 2 | 4 | 0 | 0-0 | 0 | 0 | 0 |
| Reggie Nelson | 2 | 1 | 3 | 0 | 0-0 | 0 | 0 | 0 |
| Clark Harris | 1 | 2 | 3 | 0 | 0-0 | 0 | 0 | 0 |
| Kelly Jennings | 2 | 0 | 2 | 0 | 0-0 | 0 | 0 | 0 |
| Andre Caldwell | 1 | 0 | 1 | 0 | 0-0 | 0 | 0 | 0 |
| Colin Cochart | 1 | 0 | 1 | 0 | 0-0 | 0 | 0 | 0 |
| Manny Lawson | 1 | 0 | 1 | 0 | 0-0 | 0 | 0 | 0 |
| Rico Murray | 1 | 0 | 1 | 0 | 0-0 | 0 | 0 | 0 |
| Morgan Trent | 1 | 0 | 1 | 0 | 0-0 | 0 | 0 | 0 |
| Brandon Ghee | 0 | 1 | 1 | 0 | 0-0 | 0 | 0 | 0 |
| Nate Clements | 0 | 0 | 0 | 0 | 0-0 | 0 | 1 | 0 |

| MISCELLANEOUS DEFENSE* | ST | AT | TT | FF | FR-YDS |
|------------------------|----|----|----|----|--------|
| Andre Caldwell | 2 | 0 | 2 | 0 | 0-0 |
| Andy Dalton | 2 | 0 | 2 | 0 | 0-0 |
| A.J. Green | 2 | 0 | 2 | 0 | 0-0 |
| Jermaine Gresham | 2 | 0 | 2 | 0 | 0-0 |
| Nate Livings | 2 | 0 | 2 | 0 | 0-0 |
| Jerome Simpson | 2 | 0 | 2 | 0 | 0-0 |
| Andre Smith | 2 | 0 | 2 | 0 | 0-0 |
| Cedric Benson | 1 | 1 | 2 | 0 | 0-0 |
| Andrew Hawkins | 1 | 0 | 1 | 0 | 0-0 |
| Cedric Peerman | 1 | 0 | 1 | 0 | 0-0 |
| Andrew Whitworth | 1 | 0 | 1 | 0 | 0-0 |
| Bobbie Williams | 0 | 1 | 1 | 0 | 0-0 |

* NOTE: All defensive statistics above are press box statistics produced at the games.

2012 STATISTICS

RECORD: 10-6-0

HEAD COACH: MARVIN LEWIS
(BENGALS WERE WILD CARD QUALIFIER; SEE POSTSEASON
PORTION OF TEAM HISTORY SECTION FOR POSTSEASON STATS)

| DATE | W-L | SCORE | OPPONENT | ATTENDANCE |
|----------|-----|---------|-----------------|------------|
| 9-10-12 | L | 13-44 | at Baltimore | 71,064 |
| 9-16-12 | W | 34-27 | CLEVELAND | 63,036 |
| 9-23-12 | W | 38-31 | at Washington | 80,060 |
| 9-30-12 | W | 27-10 | at Jacksonville | 63,030 |
| 10-7-12 | L | 13-17 | MIAMI | 61,162 |
| 10-14-12 | L | 24-34 | at Cleveland | 67,060 |
| 10-21-12 | L | 17-24 | PITTSBURGH | 63,411 |
| 10-28-12 | | — BYE — | | |
| 11-4-12 | L | 23-31 | DENVER | 63,623 |
| 11-11-12 | W | 31-13 | N.Y. GIANTS | 56,614 |
| 11-18-12 | W | 28-6 | at Kansas City | 63,336 |
| 11-25-12 | W | 34-10 | OAKLAND | 56,503 |
| 12-2-12 | W | 20-13 | at San Diego | 54,980 |
| 12-9-12 | L | 19-20 | DALLAS | 63,590 |
| 12-13-12 | W | 34-13 | at Philadelphia | 69,144 |
| 12-23-12 | W | 13-10 | at Pittsburgh | 63,236 |
| 12-30-12 | W | 23-17 | BALTIMORE | 61,565 |

| TEAM STATISTICS | BENGALS | OPPONENTS |
|--------------------|---------|-----------|
| TOTAL FIRST DOWNS | 292 | 307 |
| Rushing | 95 | 99 |
| Passing | 173 | 183 |
| Penalty | 24 | 25 |
| 3rd Down: Made-Att | 74-217 | 79-219 |
| 3rd Down Pct. | 34.1 | 36.1 |
| 4th Down: Made-Att | 11-16 | 5-12 |
| 4th Down Pct. | 68.8 | 41.7 |
| POSSESSION AVG. | 30:26 | 29:34 |
| TOTAL NET YARDS | 5323 | 5115 |
| Avg. Per Game | 332.7 | 319.7 |
| Total Plays | 1016 | 1034 |
| Avg. Per Play | 5.2 | 4.9 |
| NET YARDS RUSHING | 1745 | 1715 |
| Avg. Per Game | 109.1 | 107.2 |
| Total Rushes | 430 | 423 |
| NET YARDS PASSING | 3578 | 3400 |
| Avg. Per Game | 223.6 | 212.5 |
| Sacked-Yards Lost | 46-229 | 51-361 |
| Gross Yards | 3807 | 3761 |
| Att.-Completions | 540-335 | 560-346 |
| Completion Pct. | 62.0 | 61.8 |
| Had Intercepted | 16 | 14 |
| PUNTS-AVG. | 76-46.4 | 86-44.4 |
| Net Punting Avg. | 42.0 | 36.8 |
| PENALTIES-YARDS | 99-857 | 90-779 |
| FUMBLES-BALLS LOST | 19-10 | 26-16 |
| TOUCHDOWNS | 43 | 34 |
| Rushing | 11 | 13 |
| Passing | 28 | 16 |
| Returns | 4 | 5 |

| SCORE BY PERIODS | 1 | 2 | 3 | 4 | OT | PTS |
|------------------|-----|-----|----|-----|----|-----|
| BENGALS | 113 | 104 | 63 | 111 | 0 | 391 |
| OPPONENTS | 42 | 102 | 80 | 96 | 0 | 320 |

| SCORING | TD | TD-R | TD-P | TD-R | K-PAT | FG | S | PTS |
|-----------------------|----|------|------|------|-------|-------|---|-----|
| Mike Nugent | 0 | 0 | 0 | 0 | 35-35 | 19-23 | 0 | 92 |
| A.J. Green | 11 | 0 | 11 | 0 | — | — | 0 | 66 |
| Josh Brown | 0 | 0 | 0 | 0 | 8-8 | 11-12 | 0 | 41 |
| BenJarvus Green-Ellis | 6 | 0 | 0 | 0 | — | — | 0 | 36 |
| Jermaine Gresham | 5 | 0 | 5 | 0 | — | — | 0 | 30 |
| Andy Dalton | 4 | 4 | 0 | 0 | — | — | 0 | 24 |
| Andrew Hawkins | 4 | 0 | 4 | 0 | — | — | 0 | 24 |
| Mohamed Sanu | 4 | 0 | 4 | 0 | — | — | 0 | 24 |
| Armon Binns | 1 | 0 | 1 | 0 | — | — | 0 | 6 |
| Carlos Dunlap | 1 | 0 | 0 | 1 | — | — | 0 | 6 |
| Wallace Gilberry | 1 | 0 | 0 | 1 | — | — | 0 | 6 |
| Leon Hall | 1 | 0 | 0 | 1 | — | — | 0 | 6 |
| Adam Jones | 1 | 0 | 0 | 1 | — | — | 0 | 6 |
| Marvin Jones | 1 | 0 | 1 | 0 | — | — | 0 | 6 |
| Cedric Peerman | 1 | 1 | 0 | 0 | — | — | 0 | 6 |
| Chris Pressley | 1 | 0 | 1 | 0 | — | — | 0 | 6 |
| Brandon Tate | 1 | 0 | 1 | 0 | — | — | 0 | 6 |
| BENGALS | 43 | 11 | 28 | 4 | 43-43 | 30-35 | 0 | 391 |
| OPPONENTS | 34 | 13 | 16 | 5 | 33-33 | 27-32 | 0 | 320 |

Two-point conversions: None. BENGALS 0-0 (0-0 R, 0-0 P),
OPPONENTS 1-1 (0-0 R, 1-1 P).

Fumbles-lost: Andy Dalton 4-4, Brandon Tate 4-1, BenJarvus
Green-Ellis 3-2, A.J. Green 2-1, Jermaine Gresham 2-1, Armon Binns 1-
1, Bruce Gradkowski 1-0, Andrew Hawkins 1-0, Trevor Robinson 1-0.
BENGALS 19-10, OPPONENTS 26-16.

| PASSING | ATT | CMP | YDS | CMP% | YDS/ATT | TD | TD% | INT | INT% | LG | SKD-YDS | RAT |
|------------------|-----|-----|------|-------|---------|----|-------|-----|------|-----|---------|-------|
| Andy Dalton | 528 | 329 | 3669 | 62.3 | 6.95 | 27 | 5.1 | 16 | 3.0 | 59t | 46-229 | 87.4 |
| Bruce Gradkowski | 11 | 5 | 65 | 45.5 | 5.91 | 0 | 0.0 | 0 | 0.0 | 44 | 0-0 | 64.6 |
| Mohamed Sanu | 1 | 1 | 73 | 100.0 | 73.00 | 1 | 100.0 | 0 | 0.0 | 73t | 0-0 | 158.3 |
| BENGALS | 540 | 335 | 3807 | 62.0 | 7.05 | 28 | 5.2 | 16 | 3.0 | 73t | 46-229 | 88.1 |
| OPPONENTS | 560 | 346 | 3761 | 61.8 | 6.72 | 16 | 2.9 | 14 | 2.5 | 71t | 51-361 | 80.7 |

| RUSHING | ATT | YDS | AVG | LG | TD |
|-----------------------|-----|------|------|-----|----|
| BenJarvus Green-Ellis | 278 | 1094 | 3.9 | 48 | 6 |
| Cedric Peerman | 36 | 258 | 7.2 | 48 | 1 |
| Andy Dalton | 47 | 120 | 2.6 | 17 | 4 |
| Brian Leonard | 33 | 106 | 3.2 | 11 | 0 |
| Marvin Jones | 3 | 47 | 15.7 | 37 | 0 |
| A.J. Green | 4 | 38 | 9.5 | 20 | 0 |
| Bernard Scott | 8 | 35 | 4.4 | 29 | 0 |
| Andrew Hawkins | 6 | 30 | 5.0 | 11 | 0 |
| Mohamed Sanu | 5 | 15 | 3.0 | 7 | 0 |
| Daniel Herron | 4 | 5 | 1.3 | 6 | 0 |
| Brandon Tate | 1 | 0 | 0.0 | 0 | 0 |
| Kevin Huber | 1 | -1 | -1.0 | -1 | 0 |
| Bruce Gradkowski | 4 | -2 | -0.5 | 0 | 0 |
| BENGALS | 430 | 1745 | 4.1 | 48 | 11 |
| OPPONENTS | 423 | 1715 | 4.1 | 32t | 13 |

| RECEIVING | REC | YDS | AVG | LG | TD |
|-----------------------|-----|------|------|-----|----|
| A.J. Green | 97 | 1350 | 13.9 | 73t | 11 |
| Jermaine Gresham | 64 | 737 | 11.5 | 55t | 5 |
| Andrew Hawkins | 51 | 533 | 10.5 | 59t | 4 |
| BenJarvus Green-Ellis | 22 | 104 | 4.7 | 13 | 0 |
| Armon Binns | 18 | 210 | 11.7 | 48t | 1 |
| Marvin Jones | 18 | 201 | 11.2 | 23 | 1 |
| Mohamed Sanu | 16 | 154 | 9.6 | 34 | 4 |
| Brandon Tate | 13 | 211 | 16.2 | 44t | 1 |
| Brian Leonard | 11 | 67 | 6.1 | 16 | 0 |
| Cedric Peerman | 9 | 85 | 9.4 | 16 | 0 |
| Orson Charles | 8 | 101 | 12.6 | 25 | 0 |
| Ryan Whalen | 7 | 53 | 7.6 | 10 | 0 |
| Chris Pressley | 1 | 1 | 1.0 | 1t | 1 |
| BENGALS | 335 | 3807 | 11.4 | 73t | 28 |
| OPPONENTS | 346 | 3761 | 10.9 | 71t | 16 |

| INTERCEPTIONS | NO | YDS | AVG | LG | TD |
|-----------------|----|-----|------|-----|----|
| Chris Crocker | 3 | 52 | 17.3 | 29 | 0 |
| Reggie Nelson | 3 | 10 | 3.3 | 10 | 0 |
| Leon Hall | 2 | 61 | 30.5 | 44 | 1 |
| Terence Newman | 2 | 0 | 0.0 | 0 | 0 |
| Nate Clements | 1 | 21 | 21.0 | 21 | 0 |
| Carlos Dunlap | 1 | 14 | 14.0 | 14t | 1 |
| Michael Johnson | 1 | 3 | 3.0 | 3 | 0 |
| Pat Sims | 1 | 3 | 3.0 | 3 | 0 |
| BENGALS | 14 | 164 | 11.7 | 44 | 2 |
| OPPONENTS | 16 | 187 | 11.7 | 37 | 4 |

| PUNTING | NO | YDS | AVG | NET | TB | IN-20 | LG | BLK. |
|-------------|----|------|------|------|----|-------|----|------|
| Kevin Huber | 76 | 3540 | 46.6 | 42.0 | 7 | 33 | 69 | 0 |
| BENGALS | 76 | 3540 | 46.6 | 42.0 | 7 | 33 | 69 | 0 |
| OPPONENTS | 86 | 3816 | 44.4 | 36.8 | 8 | 22 | 68 | 1 |

| PUNT RETURNS | NO | FC | YDS | AVG | LG | TD |
|--------------|----|----|-----|------|-----|----|
| Adam Jones | 26 | 0 | 301 | 11.6 | 81t | 1 |
| Brandon Tate | 21 | 11 | 187 | 8.9 | 32 | 0 |
| BENGALS | 47 | 11 | 488 | 10.4 | 81t | 1 |
| OPPONENTS | 27 | 14 | 210 | 7.8 | 60 | 0 |

| KICKOFF RETURNS | NO | YDS | AVG | LG | TD |
|-----------------|----|------|------|------|----|
| Brandon Tate | 32 | 795 | 24.8 | 45 | 0 |
| Adam Jones | 3 | 64 | 21.3 | 31 | 0 |
| Orson Charles | 2 | 17 | 8.5 | 10 | 0 |
| Cedric Peerman | 2 | 37 | 18.5 | 19 | 0 |
| Chris Pressley | 2 | 15 | 7.5 | 8 | 0 |
| BENGALS | 41 | 928 | 22.6 | 45 | 0 |
| OPPONENTS | 60 | 1468 | 24.5 | 105t | 1 |

| FIELD GOALS | 1-19 | 20-29 | 30-39 | 40-49 | 50+ |
|-------------|------|-------|-------|-------|-----|
| Mike Nugent | 2-2 | 5-5 | 5-5 | 6-9 | 1-2 |
| Josh Brown | 0-0 | 3-3 | 4-4 | 3-3 | 1-2 |
| BENGALS | 2-2 | 8-8 | 9-9 | 9-12 | 2-4 |
| OPPONENTS | 1-1 | 6-7 | 7-7 | 11-12 | 2-5 |

Mike Nugent: (34G, 19G), (39G, 37G), (47G), (35G, 35G), (42G,
24G, 41WR), (44G), (48G), (28G, 46WR, 49G, 41G), (28G), (50WL),
(48WR, 55G, 20G), (19G, 24G), (—), (—), (—), (—).

Josh Brown: (—), (—), (—), (—), (—), (—), (—), (—), (—),
(—), (—), (25G, 33G, 25G, 52G), (24G, 32G), (41G, 56SH, 43G), (47G,
32G, 38G).

Opponents: (46G, 40G, 39G), (50G, 25G), (36G), (21G), (46G,
53WL), (41G, 38G), (42G, 47G, 42G), (43G), (23G, 31G), (34G, 33G),
(55G), (20G, 19G, 54HRU), (37G, 40G), (22G, 20G), (24WL, 40G,
53SH), (45WL, 49G).

USUAL STARTERS

| OFFENSE | DEFENSE |
|--------------------------|---------------------|
| WR Marvin Jones | LDE Robert Geathers |
| Armon Binns | NT Domata Peko |
| LOT Andrew Whitworth | DT Geno Atkins |
| LG Clint Boling | RDE Michael Johnson |
| C Jeff Faine | SLB Manny Lawson |
| Trevor Robinson | MLB Rey Mauluga |
| RG Kevin Zeitler | WLB Vontaze Burfitt |
| ROT Andre Smith | LCB Terence Newman |
| TE Jermaine Gresham | RCB Leon Hall |
| WR A.J. Green | SS Chris Crocker |
| QB Andy Dalton | FS Reggie Nelson |
| HB BenJarvus Green-Ellis | |
| FB Chris Pressley | |
| Orson Charles (2nd TE) | |

| DEFENSE* | ST | AT | TT | SKS-YDS | INT-YDS | PD | FF | FR-YDS |
|--------------------|----|----|-----|---------|---------|----|----|--------|
| Vontaze Burfitt | 73 | 54 | 127 | 1-11 | 0-0 | 2 | 0 | 1-0 |
| Rey Mauluga | 62 | 60 | 122 | 1-0 | 0-0 | 4 | 0 | 1-0 |
| Reggie Nelson | 54 | 29 | 83 | 1-8 | 3-10 | 9 | 2 | 0-0 |
| Terence Newman | 52 | 21 | 73 | 0-0 | 2-0 | 10 | 1 | 2-8 |
| Geno Atkins | 39 | 15 | 54 | 12.5-90 | 0-0 | 2 | 4 | 0-0 |
| Domata Peko | 23 | 30 | 53 | 2-14 | 0-0 | 3 | 0 | 1-0 |
| Michael Johnson | 35 | 17 | 52 | 11.5-71 | 1-3 | 2 | 0 | 1-0 |
| Nate Clements | 30 | 21 | 51 | 0-0 | 1-21 | 5 | 1 | 0-0 |
| Carlos Dunlap | 34 | 7 | 41 | 6-55 | 1-14 | 3 | 4 | 3-2 |
| Chris Crocker | 29 | 12 | 41 | 0-0 | 3-52 | 5 | 0 | 1-12 |
| Manny Lawson | 29 | 9 | 38 | 2-16 | 0-0 | 1 | 1 | 0-0 |
| Adam Jones | 32 | 5 | 37 | 1-6 | 0-0 | 9 | 1 | 0-0 |
| Leon Hall | 23 | 14 | 37 | 0-0 | 2-61 | 11 | 0 | 0-0 |
| Robert Geathers | 12 | 18 | 30 | 3-15.5 | 0-0 | 0 | 0 | 0-0 |
| Wallace Gilberry | 15 | 9 | 24 | 6.5-48 | 0-0 | 0 | 1 | 3-31 |
| Pat Sims | 12 | 5 | 17 | 0-0 | 1-3 | 1 | 0 | 0-0 |
| Taylor Mays | 11 | 6 | 17 | 0-0 | 0-0 | 0 | 0 | 0-0 |
| Jerome Miles | 10 | 5 | 15 | 0-0 | 0-0 | 0 | 0 | 0-0 |
| Devon Still | 5 | 9 | 14 | 0.5-2.5 | 0-0 | 0 | 1 | 0-0 |
| Vincent Rey | 8 | 4 | 12 | 1-8 | 0-0 | 1 | 0 | 0-0 |
| Emmanuel Lamur | 7 | 4 | 11 | 0-0 | 0-0 | 1 | 0 | 0-0 |
| Dan Skuta | 5 | 5 | 10 | 0-0 | 0-0 | 1 | 0 | 0-0 |
| Thomas Howard | 3 | 0 | 3 | 1-6 | 0-0 | 1 | 0 | 0-0 |
| Jamaal Anderson | 1 | 2 | 3 | 0-0 | 0-0 | 0 | 0 | 0-0 |
| Jason Allen | 2 | 0 | 2 | 0-0 | 0-0 | 0 | 0 | 0-0 |
| Dre Kirkpatrick | 2 | 0 | 2 | 0-0 | 0-0 | 0 | 0 | 0-0 |
| Chris Lewis-Harris | 2 | 0 | 2 | 0-0 | 0-0 | 0 | 0 | 0-0 |
| Brandon Thompson | 1 | 0 | 1 | 0-0 | 0-0 | 0 | 0 | 0-0 |
| (team) | — | — | — | 1-10 | — | — | — | — |

| SPECIAL TEAMS* | ST | AT | TT | FF | FR-YDS | BP | BFG | BXP |
|-------------------------|----|----|----|----|--------|----|-----|-----|
| Dan Skuta | 11 | 6 | 17 | 0 | 0-0 | 0 | 0 | 0 |
| Jerome Miles | 11 | 2 | 13 | 0 | 0-0 | 0 | 0 | 0 |
| Vincent Rey | 8 | 1 | 9 | 0 | 0-0 | 0 | 0 | 0 |
| Emmanuel Lamur | 3 | 5 | 8 | 0 | 0-0 | 0 | 0 | 0 |
| Cedric Peerman | 6 | 0 | 6 | 0 | 0-0 | 0 | 0 | 0 |
| Taylor Mays | 3 | 2 | 5 | 0 | 1-0 | 0 | 0 | 0 |
| Ryan Whalen | 1 | 4 | 5 | 0 | 0-0 | 0 | 0 | 0 |
| Clark Harris | 4 | 0 | 4 | 0 | 0-0 | 0 | 0 | 0 |
| Daniel Herron | 3 | 1 | 4 | 0 | 0-0 | 1 | 0 | 0 |
| Brian Leonard | 3 | 0 | 3 | 0 | 0-0 | 0 | 0 | 0 |
| Adam Jones | 1 | 2 | 3 | 0 | 0-0 | 0 | 0 | 0 |
| Andrew Hawkins | 2 | 0 | 2 | 0 | 0-0 | 0 | 0 | 0 |
| Dre Kirkpatrick | 2 | 0 | 2 | 0 | 0-0 | 0 | 0 | 0 |
| Reggie Nelson | 2 | 0 | 2 | 0 | 0-0 | 0 | 0 | 0 |
| Terence Newman | 2 | 0 | 2 | 0 | 0-0 | 0 | 0 | 0 |
| Mohamed Sanu | 1 | 1 | 2 | 0 | 0-0 | 0 | 0 | 0 |
| George Iloka | 0 | 2 | 2 | 0 | 0-0 | 0 | 0 | 0 |
| Jason Allen | 1 | 0 | 1 | 0 | 0-0 | 0 | 0 | 0 |
| Leon Hall | 1 | 0 | 1 | 0 | 0-0 | 0 | 0 | 0 |
| Marvin Jones | 1 | 0 | 1 | 0 | 0-0 | 0 | 0 | 0 |
| Manny Lawson | 1 | 0 | 1 | 0 | 0-0 | 0 | 0 | 0 |
| Mike Nugent | 1 | 0 | 1 | 0 | 0-0 | 0 | 0 | 0 |
| Brandon Tate | 1 | 0 | 1 | 0 | 0-0 | 0 | 0 | 0 |
| Nate Clements | 0 | 1 | 1 | 0 | 0-0 | 0 | 0 | 0 |
| Rodrick Muckelroy | 0 | 1 | 1 | 0 | 0-0 | 0 | 0 | 0 |
| Vontaze Burfitt | 0 | 0 | 0 | 0 | 1-0 | 0 | 0 | 0 |

2013 STATISTICS

RECORD: 11-5-0

HEAD COACH: MARVIN LEWIS
(BENGALS WON AFC NORTH DIVISION; SEE POSTSEASON
PORTION OF TEAM HISTORY SECTION FOR POSTSEASON STATS)

| DATE | W-L | SCORE | OPPONENT | ATTENDANCE |
|----------|-----|------------|---------------|------------|
| 9-8-13 | L | 21-24 | at Chicago | 62,213 |
| 9-16-13 | W | 20-10 | PITTSBURGH | 64,585 |
| 9-22-13 | W | 34-30 | GREEN BAY | 64,633 |
| 9-29-13 | L | 6-17 | at Cleveland | 71,481 |
| 10-6-13 | W | 13-6 | NEW ENGLAND | 64,259 |
| 10-13-13 | W | 27-24 (OT) | at Buffalo | 67,739 |
| 10-20-13 | W | 27-24 | at Detroit | 63,207 |
| 10-27-13 | W | 49-9 | N.Y. JETS | 62,576 |
| 10-31-13 | L | 20-22 (OT) | at Miami | 52,388 |
| 11-10-13 | L | 17-20 (OT) | at Baltimore | 70,992 |
| 11-17-13 | W | 41-20 | CLEVELAND | 63,856 |
| 11-24-13 | | | — BYE — | |
| 12-1-13 | W | 17-10 | at San Diego | 61,536 |
| 12-8-13 | W | 42-28 | INDIANAPOLIS | 62,507 |
| 12-15-13 | L | 20-30 | at Pittsburgh | 45,873 |
| 12-22-13 | W | 42-14 | MINNESOTA | 61,555 |
| 12-29-13 | W | 34-17 | BALTIMORE | 62,406 |

| TEAM STATISTICS | BENGALS | OPPONENTS |
|---------------------|----------|-----------|
| TOTAL FIRST DOWNS | 330 | 282 |
| Rushing | 101 | 72 |
| Passing | 205 | 178 |
| Penalty | 24 | 32 |
| 3rd Down: Made-Att. | 92-225 | 74-225 |
| 3rd Down Pct. | 40.9 | 32.9 |
| 4th Down: Made-Att. | 12-21 | 5-16 |
| 4th Down Pct. | 57.1 | 31.3 |
| POSSESSION AVG. | 31:58 | 28:02 |
| TOTAL NET YARDS | 5891 | 4888 |
| Avg. Per Game | 368.2 | 305.5 |
| Total Plays | 1097 | 1042 |
| Avg. Per Play | 5.4 | 4.7 |
| NET YARDS RUSHING | 1755 | 1544 |
| Avg. Per Game | 109.7 | 96.5 |
| Total Rushes | 481 | 385 |
| NET YARDS PASSING | 4136 | 3344 |
| Avg. Per Game | 258.5 | 209.0 |
| Sacked-Yards Lost | 29-182 | 43-279 |
| Gross Yards | 4318 | 3623 |
| Att.-Completions | 587-364 | 614-362 |
| Completion Pct. | 62.0 | 59.0 |
| Had Intercepted | 20 | 20 |
| PUNTS-AVG. | 75-44.4 | 90-44.3 |
| Net Punting Avg. | 39.9 | 39.3 |
| PENALTIES-YARDS | 102-1000 | 69-692 |
| FUMBLES-BALLS LOST | 20-10 | 16-11 |
| TOUCHDOWNS | 54 | 32 |
| Rushing | 14 | 6 |
| Passing | 33 | 22 |
| Returns | 7 | 4 |

| SCORE BY PERIODS | 1 | 2 | 3 | 4 | OT | PTS |
|------------------|----|-----|-----|-----|----|-----|
| BENGALS | 87 | 123 | 103 | 114 | 3 | 430 |
| OPPONENTS | 88 | 71 | 83 | 58 | 5 | 305 |

| SCORING | TD | TD-R | TD-P | TD-R | K-PAT | FG | S | PTS |
|-----------------------|----|------|------|------|-------|-------|---|-----|
| Mike Nugent | 0 | 0 | 0 | 0 | 52-53 | 18-22 | 0 | 106 |
| A.J. Green | 11 | 0 | 11 | 0 | — | — | 0 | 66 |
| Marvin Jones | 10 | 0 | 10 | 0 | — | — | 0 | 60 |
| Giovani Bernard | 8 | 5 | 3 | 0 | — | — | 0 | 48 |
| BenJarvus Green-Ellis | 7 | 7 | 0 | 0 | — | — | 0 | 42 |
| Jermaine Gresham | 4 | 0 | 4 | 0 | — | — | 0 | 24 |
| Andy Dalton | 2 | 2 | 0 | 0 | — | — | 0 | 12 |
| Tyler Eifert | 2 | 0 | 2 | 0 | — | — | 0 | 12 |
| Mohamed Sanu | 2 | 0 | 2 | 0 | — | — | 0 | 12 |
| Vontaze Burfict | 1 | 0 | 0 | 1 | — | — | 0 | 6 |
| Chris Crocker | 1 | 0 | 0 | 1 | — | — | 0 | 6 |
| Tony Dye | 1 | 0 | 0 | 1 | — | — | 0 | 6 |
| Adam Jones | 1 | 0 | 0 | 1 | — | — | 0 | 6 |
| Dre Kirkpatrick | 1 | 0 | 0 | 1 | — | — | 0 | 6 |
| Terence Newman | 1 | 0 | 0 | 1 | — | — | 0 | 6 |
| Vincent Rey | 1 | 0 | 0 | 1 | — | — | 0 | 6 |
| Alex Smith | 1 | 0 | 1 | 0 | — | — | 0 | 6 |
| BENGALS | 54 | 14 | 33 | 7 | 52-53 | 18-22 | 0 | 430 |
| OPPONENTS | 32 | 6 | 22 | 4 | 31-31 | 26-31 | 1 | 305 |

Two-point conversions: None. BENGALS 0-1 (0-0 R, 0-1 P),
OPPONENTS 1-1 (1-1 R, 0-0 P).

Fumbles-lost: Andy Dalton 4-3, Jermaine Gresham 3-3, BenJarvus
Green-Ellis 2-2, Reggie Nelson 2-0, Brandon Tate 2-0, Giovani Bernard
1-1, Mohamed Sanu 1-1, A.J. Green 1-0, Andrew Hawkins 1-0, Kevin
Huber 1-0, Josh Johnson 1-0, Al Smith 1-0. BENGALS 20-10,
OPPONENTS 16-11 gg

| PASSING | ATT | CMP | YDS | CMP% | YDS/ATT | TD | TD% | INT | INT% | LG | SKD-YDS | RAT |
|--------------|-----|-----|------|-------|---------|----|-----|-----|------|-----|---------|-------|
| Andy Dalton | 586 | 363 | 4293 | 61.9 | 7.33 | 33 | 5.6 | 20 | 3.4 | 82t | 29-182 | 88.8 |
| Mohamed Sanu | 1 | 1 | 25 | 100.0 | 25.00 | 0 | 0.0 | 0 | 0.0 | 25 | 0-0 | 118.8 |
| BENGALS | 587 | 364 | 4318 | 62.0 | 7.36 | 33 | 5.6 | 20 | 3.4 | 82t | 29-182 | 89.0 |
| OPPONENTS | 614 | 362 | 3623 | 59.0 | 5.90 | 22 | 3.6 | 20 | 3.3 | 74t | 43-279 | 74.2 |

| RUSHING | ATT | YDS | AVG | LG | TD |
|-----------------------|-----|------|-----|-----|----|
| BenJarvus Green-Ellis | 220 | 756 | 3.4 | 25 | 7 |
| Giovani Bernard | 170 | 695 | 4.1 | 35t | 5 |
| Andy Dalton | 61 | 183 | 3.0 | 12 | 2 |
| Marvin Jones | 8 | 65 | 8.1 | 34 | 0 |
| Josh Johnson | 7 | 20 | 2.9 | 10 | 0 |
| Cedric Peerman | 8 | 17 | 2.1 | 5 | 0 |
| Mohamed Sanu | 4 | 16 | 4.0 | 9 | 0 |
| Andrew Hawkins | 2 | 3 | 1.5 | 6 | 0 |
| Kevin Huber | 1 | 0 | 0.0 | 0 | 0 |
| BENGALS | 481 | 1755 | 3.6 | 35t | 14 |
| OPPONENTS | 385 | 1544 | 4.0 | 51 | 6 |

| RECEIVING | REC | YDS | AVG | LG | TD |
|-----------------------|-----|------|------|-----|----|
| A.J. Green | 98 | 1426 | 14.6 | 82t | 11 |
| Giovani Bernard | 56 | 514 | 9.2 | 41 | 3 |
| Marvin Jones | 51 | 712 | 14.0 | 45 | 10 |
| Mohamed Sanu | 47 | 455 | 9.7 | 32 | 2 |
| Jermaine Gresham | 46 | 458 | 10.0 | 30 | 4 |
| Tyler Eifert | 39 | 445 | 11.4 | 61 | 2 |
| Andrew Hawkins | 12 | 199 | 16.6 | 50 | 0 |
| Dane Sanzenbacher | 6 | 61 | 10.2 | 23 | 0 |
| BenJarvus Green-Ellis | 4 | 22 | 5.5 | 10 | 0 |
| Alex Smith | 3 | 12 | 4.0 | 7 | 1 |
| Orson Charles | 1 | 8 | 8.0 | 8 | 0 |
| Brandon Tate | 1 | 6 | 6.0 | 6 | 0 |
| BENGALS | 364 | 4318 | 11.9 | 82t | 33 |
| OPPONENTS | 362 | 3623 | 10.0 | 74t | 22 |

| INTERCEPTIONS | NO | YDS | AVG | LG | TD |
|-----------------|----|-----|------|-----|----|
| Adam Jones | 3 | 60 | 20.0 | 60t | 1 |
| Dre Kirkpatrick | 3 | 21 | 7.0 | 21t | 1 |
| Chris Crocker | 2 | 41 | 20.5 | 32t | 1 |
| Vincent Rey | 2 | 29 | 14.5 | 25t | 1 |
| Terence Newman | 2 | 8 | 4.0 | 9 | 0 |
| Reggie Nelson | 2 | 0 | 0.0 | 0 | 0 |
| Rey Mauluga | 1 | 14 | 14.0 | 14 | 0 |
| Vontaze Burfict | 1 | 12 | 12.0 | 12 | 0 |
| James Harrison | 1 | 9 | 9.0 | 9 | 0 |
| Michael Johnson | 1 | 7 | 7.0 | 7 | 0 |
| Leon Hall | 1 | 0 | 0.0 | 0 | 0 |
| George Iloka | 1 | -1 | -1.0 | -1 | 0 |
| BENGALS | 20 | 200 | 10.0 | 60t | 4 |
| OPPONENTS | 20 | 369 | 18.5 | 94t | 2 |

| PUNTING | NO | YDS | AVG | NET | TB | IN-20 | LG | BLK |
|--------------|----|------|------|------|----|-------|----|-----|
| Kevin Huber | 66 | 2982 | 45.2 | 40.5 | 4 | 24 | 75 | 0 |
| Shawn Powell | 7 | 268 | 38.3 | 34.7 | 0 | 3 | 52 | 0 |
| Mike Nugent | 2 | 80 | 40.0 | 40.0 | 0 | 0 | 43 | 0 |
| BENGALS | 75 | 3330 | 44.4 | 39.9 | 4 | 27 | 75 | 0 |
| OPPONENTS | 90 | 3984 | 44.3 | 39.3 | 1 | 37 | 65 | 1 |

| PUNT RETURNS | NO | FC | YDS | AVG | LG | TD |
|--------------|----|----|-----|-----|-----|----|
| Brandon Tate | 36 | 16 | 336 | 9.3 | 43 | 0 |
| Adam Jones | 11 | 0 | 88 | 8.0 | 27 | 0 |
| BENGALS | 47 | 16 | 424 | 9.0 | 43 | 0 |
| OPPONENTS | 27 | 22 | 254 | 9.4 | 67t | 1 |

| KICKOFF RETURNS | NO | YDS | AVG | LG | TD |
|-----------------|----|------|------|----|----|
| Brandon Tate | 35 | 914 | 26.1 | 71 | 0 |
| Cedric Peerman | 4t | 66 | 16.5 | 26 | 0 |
| BENGALS | 39 | 980 | 25.1 | 71 | 0 |
| OPPONENTS | 52 | 1219 | 23.4 | 48 | 0 |

| FIELD GOALS | 1-19 | 20-29 | 30-39 | 40-49 | 50+ |
|-------------|------|-------|-------|-------|-----|
| Mike Nugent | 0-0 | 2-2 | 6-7 | 7-9 | 3-4 |
| BENGALS | 0-0 | 2-2 | 6-7 | 7-9 | 3-4 |
| OPPONENTS | 2-2 | 6-6 | 5-8 | 9-11 | 4-4 |

Mike Nugent: (—), (41G, 25G), (52WL), (25G, 43G), (39G, 50G),
(46G, 34WR, 43G), (47WL, 48G, 54G), (—), (31G, 54G), (42WL, 32G),
(41G, 38G), (46G), (—), (—), (—), (39G, 38G).

Opponents: (58G), (44G), (41G, 19G, 26G), (37WL, 49B, 51G),
(42G, 19G), (51G), (36G, 34B), (45G, 47G, 50G), (34WL, 36G, 44G),
(36G, 46G), (20G, 28G), (48G), (44WR), (25G, 45G, 26G), (—), (38G,
22G, 34G).

USUAL STARTERS

| OFFENSE | DEFENSE |
|--------------------------|---------------------|
| WR Mohamed Sanu | LDE Carlos Dunlap |
| LOT Andrew Whitworth | NT Domata Peko |
| Anthony Collins | DT Geno Atkins |
| LG Clint Boling | Brandon Thompson |
| C Kyle Cook | RDE Michael Johnson |
| RG Kevin Zeitler | SLB James Harrison |
| ROT Andre Smith | MLB Rey Mauluga |
| TE Jermaine Gresham | WLB Vontaze Burfict |
| TE Tyler Eifert | LCB Terence Newman |
| WR A.J. Green | RCB Adam Jones |
| QB Andy Dalton | SS George Iloka |
| HB BenJarvus Green-Ellis | FS Reggie Nelson |

| DEFENSE* | ST | AT | TT | SKS-YDS | INT-YDS | PD | FF | FR-YDS |
|------------------|-----|----|-----|----------|---------|----|----|--------|
| Vontaze Burfict | 114 | 57 | 171 | 3-20 | 1-12 | 8 | 1 | 2-13 |
| Rey Mauluga | 52 | 23 | 75 | 1-0 | 1-14 | 2 | 0 | 0-0 |
| George Iloka | 41 | 25 | 66 | 0-0 | 1-(-1) | 6 | 2 | 1-0 |
| Reggie Nelson | 44 | 15 | 59 | 1-11 | 2-0 | 8 | 1 | 2-12 |
| Carlos Dunlap | 39 | 19 | 58 | 7.5-40.5 | 0-0 | 6 | 4 | 1-42 |
| Michael Johnson | 35 | 21 | 56 | 3.5-23 | 1-7 | 9 | 2 | 0-0 |
| Adam Jones | 43 | 12 | 55 | 0-0 | 3-60 | 13 | 1 | 2-43 |
| Terence Newman | 45 | 7 | 52 | 0-0 | 2-8 | 13 | 0 | 0-0 |
| Domata Peko | 24 | 28 | 52 | 3-16.5 | 0-0 | 0 | 0 | 0-0 |
| Vincent Rey | 30 | 17 | 47 | 4-28 | 2-29 | 5 | 1 | 1-0 |
| Chris Crocker | 28 | 9 | 37 | 1.5-11.5 | 2-41 | 7 | 0 | 0-0 |
| James Harrison | 16 | 14 | 30 | 2-2 | 1-9 | 1 | 0 | 1-0 |
| Dre Kirkpatrick | 20 | 7 | 27 | 1-1 | 3-21 | 6 | 0 | 0-0 |
| Wallace Gilberry | 18 | 6 | 24 | 7.5-56.5 | 0-0 | 3 | 1 | 0-0 |
| Brandon Thompson | 14 | 9 | 23 | 1.5-12.5 | 0-0 | 1 | 0 | 0-0 |
| Leon Hall | 14 | 6 | 20 | 0-0 | 1-0 | 6 | 0 | 0-0 |
| Geno Atkins | 9 | 11 | 20 | 6-52.5 | 0-0 | 0 | 0 | 0-0 |
| Taylor Mays | 11 | 6 | 17 | 0-0 | 0-3 | 0 | 0 | 0-0 |
| Michael Boley | 7 | 1 | 8 | 0-0 | 0-0 | 0 | 0 | 0-0 |
| Devon Still | 3 | 4 | 7 | 0-0 | 0-0 | 3 | 0 | 0-0 |
| Brandon Ghee | 3 | 6 | 0 | 0-0 | 0-5 | 0 | 0 | 0-0 |
| Jayson DiManche | 2 | 2 | 4 | 0-0 | 0-0 | 0 | 0 | 0-0 |
| Margus Hunt | 1 | 2 | 3 | 0.5-4 | 0-0 | 0 | 0 | 0-0 |
| Shawn Williams | 1 | 1 | 2 | 0-0 | 0-0 | 0 | 0 | 0-0 |
| J.K. Schaffer | 0 | 1 | 1 | 0-0 | 0-0 | 0 | 0 | 0-0 |

| SPECIAL TEAMS* | ST | AT | TT | FF | FR-YDS | BP | BFG | BXP |
|--------------------|----|----|----|----|--------|----|-----|-----|
| Jayson DiManche | 8 | 6 | 14 | 0 | 0-0 | 1 | 0 | 0 |
| Cedric Peerman | 11 | 1 | 12 | 0 | 0-0 | 0 | 0 | 0 |
| Shawn Williams | 7 | 3 | 10 | 0 | 0-0 | 0 | 0 | 0 |
| Vincent Rey | 6 | 4 | 10 | 0 | 0-0 | 0 | 0 | 0 |
| Reggie Nelson | 5 | 1 | 6 | 0 | 0-0 | 0 | 0 | 0 |
| J.K. Schaffer | 5 | 1 | 6 | 0 | 0-0 | 0 | 0 | 0 |
| Orson Charles | 4 | 2 | 6 | 0 | 0-0 | 0 | 0 | 0 |
| Andrew Hawkins | 3 | 0 | 3 | 0 | 0-0 | 0 | 0 | 0 |
| Dre Kirkpatrick | 3 | 0 | 3 | 0 | 0-0 | 0 | 0 | 0 |
| Mike Nugent | 3 | 0 | 3 | 0 | 0-0 | 0 | 0 | 0 |
| Marvin Jones | 2 | 1 | 3 | 0 | 0-0 | 0 | 0 | 0 |
| Chris Lewis-Harris | 2 | 1 | 3 | 0 | 0-0 | 0 | 0 | 0 |
| Alex Smith | 2 | 1 | 3 | 0 | 0-0 | 0 | 0 | 0 |
| Taylor Mays | 1 | 1 | 2 | 0 | 1-0 | 0 | 0 | 0 |
| Michael Boley | 0 | 2 | 2 | 0 | 0-0 | 0 | 0 | 0 |
| Brandon Ghee | 1 | 0 | 1 | 0 | 0-0 | 0 | 0 | 0 |
| Clark Harris | 1 | 0 | 1 | 0 | 0-0 | 0 | 0 | 0 |
| Adam Jones | 1 | 0 | 1 | 0 | 0-0 | 0 | 0 | 0 |
| Jeremy Miles | 1 | 0 | 1 | 0 | 0-0 | 0 | 0 | 0 |
| Ryan Whalen | 1 | 0 | 1 | 0 | 0-0 | 0 | 0 | 0 |
| Tony Dye | 0 | 1 | 1 | 0 | 0-0 | 0 | 0 | 0 |
| Carlos Dunlap | 0 | 0 | 0 | 0 | 0-0 | 0 | 2 | 0 |

| MISCELLANEOUS DEFENSE* | ST | AT | TT | FF | FR-YDS |
|-----------------------------|----|----|----|----|--------|
| Tyler Eifert | 5 | 0 | 5 | 0 | 0-0 |
| A.J. Green | 3 | 0 | 3 | 0 | 0-0 |
| BenJarvus Green-Ellis | 2 | 0 | 2 | 0 | 0-0 |
| Marvin Jones | 2 | 0 | 2 | 0 | 0-0 |
| Mohamed Sanu | 2 | 0 | 2 | 0 | 0-0 |
| Andre Smith | 2 | 0 | 2 | 0 | 0-0 |
| Andrew Whitworth | 2 | 0 | 2 | 0 | 0-0 |
| Clint Boling | 1 | 1 | 2 | 0 | 0-0 |
| Andy Dalton | 1 | 1 | 2 | 0 | 0-0 |
| Giovani Bernard | 1 | 0 | 1 | 0 | 0-0 |
| Jermaine Gresham | 1 | 0 | 1 | 0 | 0-0 |
| Andrew Hawkins | 1 | 0 | 1 | 0 | 0-0 |
| Dane Sanzenbacher | 1 | 0 | 1 | 0 | 0-0 |
| Kevin Zeitler | 1 | 0 | 1 | 0 | 0-0 |

2014 STATISTICS

RECORD: 10-5-1

HEAD COACH: MARVIN LEWIS
(BENGALS WERE WILD CARD QUALIFIER; SEE POSTSEASON
PORTION OF TEAM HISTORY SECTION FOR POSTSEASON STATS)

| DATE | W-L | SCORE | OPPONENT | ATTENDANCE |
|-------|-----|------------|-----------------|------------|
| 9-7 | W | 23-16 | at Baltimore | 70,925 |
| 9-14 | W | 24-10 | ATLANTA | 58,574 |
| 9-21 | W | 33-7 | TENNESSEE | 56,743 |
| 9-28 | | | — BYE — | |
| 10-5 | L | 17-43 | at New England | 68,756 |
| 10-12 | T | 37-37 (OT) | CAROLINA | 57,053 |
| 10-19 | L | 0-27 | at Indianapolis | 66,539 |
| 10-26 | W | 27-24 | BALTIMORE | 55,711 |
| 11-2 | W | 33-23 | JACKSONVILLE | 60,057 |
| 11-6 | L | 3-24 | CLEVELAND | 65,871 |
| 11-16 | W | 27-10 | at New Orleans | 73,073 |
| 11-23 | W | 22-13 | at Houston | 71,777 |
| 11-30 | W | 14-13 | at Tampa Bay | 56,340 |
| 12-7 | L | 21-42 | PITTSBURGH | 65,512 |
| 12-14 | W | 30-0 | at Cleveland | 67,431 |
| 12-22 | W | 37-28 | DENVER | 66,107 |
| 12-28 | L | 17-27 | at Pittsburgh | 64,697 |

| TEAM STATISTICS | BENGALS | OPPONENTS |
|--------------------|---------|-----------|
| TOTAL FIRST DOWNS | 313 | 337 |
| Rushing | 122 | 105 |
| Passing | 164 | 197 |
| Penalty | 27 | 35 |
| 3rd Down: Made-Att | 84-211 | 79-215 |
| 3rd Down Pct. | 39.8 | 36.7 |
| 4th Down: Made-Att | 7-13 | 10-19 |
| 4th Down Pct. | 53.8 | 52.6 |
| POSSESSION AVG. | 30:04 | 29:56 |
| TOTAL NET YARDS | 5568 | 5749 |
| Avg. Per Game | 348.0 | 359.3 |
| Total Plays | 1018 | 1067 |
| Avg. Per Play | 5.5 | 5.4 |
| NET YARDS RUSHING | 2147 | 1861 |
| Avg. Per Game | 134.2 | 116.3 |
| Total Rushes | 492 | 439 |
| NET YARDS PASSING | 3421 | 3888 |
| Avg. Per Game | 213.8 | 243.0 |
| Sacked-Yards Lost | 23-130 | 20-125 |
| Gross Yards | 3551 | 4013 |
| Att.-Completions | 503-323 | 608-365 |
| Completion Pct. | 64.2 | 60.0 |
| Had Intercepted | 17 | 20 |
| PUNTS-AVG. | 73-46.7 | 75-43.7 |
| Net Punting Avg. | 42.1 | 36.0 |
| PENALTIES-YARDS | 102-812 | 105-876 |
| FUMBLES-BALLS LOST | 20-9 | 15-6 |
| TOUCHDOWNS | 40 | 38 |
| Rushing | 19 | 16 |
| Passing | 20 | 18 |
| Returns | 1 | 4 |

| SCORE BY PERIODS | 1 | 2 | 3 | 4 | OT | PTS |
|------------------|----|-----|-----|-----|----|-----|
| BENGALS | 67 | 112 | 90 | 93 | 3 | 365 |
| OPPONENTS | 57 | 65 | 102 | 117 | 3 | 344 |

| SCORING | TD | TD-R | TD-P | TD-R | K-PAT | FG | S | PTS |
|------------------|----|------|------|------|-------|-------|---|-----|
| Mike Nugent | 0 | 0 | 0 | 0 | 39-39 | 26-33 | 0 | 117 |
| Jeremy Hill | 9 | 9 | 0 | 0 | — | — | 0 | 54 |
| Giovani Bernard | 7 | 5 | 2 | 0 | — | — | 0 | 42 |
| A.J. Green | 6 | 0 | 6 | 0 | — | — | 0 | 36 |
| Mohamed Sanu | 5 | 0 | 5 | 0 | — | — | 0 | 32 |
| Andy Dalton | 5 | 4 | 1 | 0 | — | — | 0 | 30 |
| Jermaine Gresham | 5 | 0 | 5 | 0 | — | — | 0 | 30 |
| Rex Burkhead | 1 | 1 | 0 | 0 | — | — | 0 | 6 |
| Dre Kirkpatrick | 1 | 0 | 0 | 1 | — | — | 0 | 6 |
| Brandon Tate | 1 | 0 | 1 | 0 | — | — | 0 | 6 |
| Geno Atkins | 0 | 0 | 0 | 0 | — | — | 1 | 2 |
| Taylor Mays | 0 | 0 | 0 | 0 | — | — | 1 | 2 |
| (team) | 0 | 0 | 0 | 0 | — | — | 1 | 2 |
| BENGALS | 40 | 19 | 20 | 1 | 39-39 | 26-33 | 3 | 365 |
| OPPONENTS | 38 | 16 | 18 | 4 | 34-34 | 26-32 | 0 | 344 |

Two-point conversions: Sanu 1 (1 P). BENGALS 1-1 (0-0 R, 1-1 P), OPPONENTS 2-4 (1-2 R, 1-2 P).

Fumbles-lost: Jeremy Hill 5-2, Andy Dalton 3-2, A.J. Green 3-2, Jermaine Gresham 3-0, Brandon Tate 2-1, Jason Campbell 1-1, Dane Sanzenbacher 1-1, Adam Jones 1-0, Cedric Peerman 1-0. BENGALS 20-9, OPPONENTS 15-6.

| PASSING | ATT | CMP | YDS | CMP% | YDS/ATT | TD | TD% | INT | INT% | LG | SKD-YDS | RAT |
|----------------|-----|-----|------|-------|---------|----|------|-----|------|-----|---------|-------|
| Andy Dalton | 481 | 309 | 3398 | 64.2 | 7.06 | 19 | 4.0 | 17 | 3.5 | 81t | 21-124 | 83.5 |
| Jason Campbell | 19 | 11 | 74 | 57.9 | 3.89 | 0 | 0.0 | 0 | 0.0 | 38 | 1-0 | 66.6 |
| Mohamed Sanu | 3 | 3 | 79 | 100.0 | 26.33 | 1 | 33.3 | 0 | 0.0 | 50 | 1-6 | 158.3 |
| BENGALS | 503 | 323 | 3551 | 64.2 | 7.06 | 20 | 4.0 | 17 | 3.4 | 81t | 23-130 | 84.2 |
| OPPONENTS | 608 | 365 | 4013 | 60.0 | 6.60 | 18 | 3.0 | 20 | 3.3 | 94t | 20-125 | 75.8 |

| RUSHING | ATT | YDS | AVG | LG | TD |
|-------------------|-----|------|------|-----|----|
| Jeremy Hill | 222 | 1124 | 5.1 | 85t | 9 |
| Giovani Bernard | 168 | 680 | 4.0 | 89t | 5 |
| Andy Dalton | 60 | 169 | 2.8 | 20t | 4 |
| Mohamed Sanu | 7 | 51 | 7.3 | 26 | 0 |
| Cedric Peerman | 15 | 43 | 2.9 | 21 | 0 |
| James Wright | 3 | 30 | 10.0 | 13 | 0 |
| Rex Burkhead | 9 | 27 | 3.0 | 10t | 1 |
| Brandon Tate | 3 | 21 | 7.0 | 12 | 0 |
| A.J. Green | 2 | 2 | 1.0 | 5 | 0 |
| Jason Campbell | 1 | 1 | 1.0 | 1 | 0 |
| Ryan Hewitt | 1 | 0 | 0.0 | 0 | 0 |
| Dane Sanzenbacher | 1 | -1 | -1.0 | -1 | 0 |
| BENGALS | 492 | 2147 | 4.4 | 89t | 19 |
| OPPONENTS | 439 | 1861 | 4.2 | 53 | 16 |

| RECEIVING | REC | YDS | AVG | LG | TD |
|-------------------|-----|------|------|-----|----|
| A.J. Green | 69 | 1041 | 15.1 | 81t | 6 |
| Jermaine Gresham | 62 | 460 | 7.4 | 23 | 5 |
| Mohamed Sanu | 56 | 790 | 14.1 | 76t | 5 |
| Giovani Bernard | 43 | 349 | 8.1 | 46 | 2 |
| Jeremy Hill | 27 | 215 | 8.0 | 38 | 0 |
| Brandon Tate | 17 | 193 | 11.4 | 50 | 1 |
| Ryan Hewitt | 10 | 86 | 8.6 | 19 | 0 |
| Dane Sanzenbacher | 9 | 105 | 11.7 | 26 | 0 |
| Rex Burkhead | 7 | 49 | 7.0 | 15 | 0 |
| Greg Little | 6 | 69 | 11.5 | 21 | 0 |
| James Wright | 5 | 91 | 18.2 | 30 | 0 |
| Kevin Brock | 5 | 21 | 4.2 | 10 | 0 |
| Tyler Eifer | 3 | 37 | 12.3 | 20 | 0 |
| Cedric Peerman | 3 | 27 | 9.0 | 17 | 0 |
| Andy Dalton | 1 | 18 | 18.0 | 18t | 1 |
| BENGALS | 323 | 3551 | 11.0 | 81t | 20 |
| OPPONENTS | 365 | 4013 | 11.0 | 94t | 18 |

| INTERCEPTIONS | NO | YDS | AVG | LG | TD |
|-------------------|----|-----|------|-----|----|
| Reggie Nelson | 4 | 30 | 7.5 | 31 | 0 |
| George Iloka | 3 | 58 | 19.3 | 28 | 0 |
| Dre Kirkpatrick | 3 | 32 | 10.7 | 30t | 1 |
| Adam Jones | 3 | 23 | 7.7 | 12 | 0 |
| Emmanuel Lamur | 2 | 6 | 3.0 | 5 | 0 |
| Dane Sanzenbacher | 1 | 6 | 6.0 | 6 | 0 |
| Rey Mauluga | 1 | 4 | 4.0 | 4 | 0 |
| Terence Newman | 1 | 3 | 3.0 | 3 | 0 |
| Robert Geathers | 1 | 2 | 2.0 | 2 | 0 |
| Leon Hall | 1 | -3 | -3.0 | -3 | 0 |
| BENGALS | 20 | 161 | 8.1 | 31 | 1 |
| OPPONENTS | 17 | 348 | 20.5 | 80 | 2 |

| PUNTING | NO | YDS | AVG | NET | TB | IN-20 | LG | BLK. |
|-------------|----|------|------|------|----|-------|----|------|
| Kevin Huber | 73 | 3419 | 46.8 | 42.1 | 6 | 27 | 69 | 0 |
| BENGALS | 73 | 3419 | 46.8 | 42.1 | 6 | 27 | 69 | 0 |
| OPPONENTS | 75 | 3277 | 43.7 | 36.0 | 7 | 19 | 74 | 1 |

| PUNT RETURNS | NO | FC | YDS | AVG | LG | TD |
|--------------|----|----|-----|------|-----|----|
| Adam Jones | 22 | 1 | 265 | 12.0 | 47 | 0 |
| Brandon Tate | 18 | 14 | 174 | 9.7 | 49 | 0 |
| BENGALS | 40 | 15 | 439 | 11.0 | 49 | 0 |
| OPPONENTS | 30 | 15 | 226 | 7.5 | 71t | 1 |

| KICKOFF RETURNS | NO | YDS | AVG | LG | TD |
|-----------------|----|------|------|----|----|
| Adam Jones | 27 | 844 | 31.3 | 97 | 0 |
| Brandon Tate | 18 | 397 | 22.1 | 31 | 0 |
| BENGALS | 45 | 1241 | 27.6 | 97 | 0 |
| OPPONENTS | 44 | 1123 | 25.5 | 77 | 0 |

| FIELD GOALS | 1-19 | 20-29 | 30-39 | 40-49 | 50+ |
|-------------|------|-------|-------|-------|-----|
| Mike Nugent | 0-0 | 6-6 | 10-12 | 10-12 | 0-3 |
| BENGALS | 0-0 | 6-6 | 10-12 | 10-12 | 0-3 |
| OPPONENTS | 1-1 | 7-7 | 8-9 | 7-11 | 3-4 |

Mike Nugent: (49G, 22G, 28G, 46G, 38G, 45B), (31G, 38WR, 49WL, 55SH), (29G), (52SH, 23G), (44G, 38G, 42G, 36WR), (—), (32G, 33G), (31G), (43G), (22G, 42G), (31G, 49G), (—), (—), (44G, 44G, 34G), (37G, 49G, 23G), (39G, 50WR).

Opponents: (55WR, 38G), (46G), (40WR, 44WR), (48G, 19G, 23G, 47G, 35G), (39G, 38WR, 44G, 36G), (23G, 50G), (45G, 50G, 53G), (25G), (32G, 44WR), (31G), (36G, 25G), (32G, 42G), (22G, 44G), (—), (49WL), (29G, 25G).

USUAL STARTERS

| OFFENSE | DEFENSE |
|----------------------|----------------------|
| WR A.J. Green | LDE Carlos Dunlap |
| LOT Andrew Whitworth | NT Domata Peko |
| LG Clint Boling | DT Geno Atkins |
| C Russell Bodine | RDE Wallace Gilberry |
| RG Kevin Zeitler | SLB Emmanuel Lamur |
| ROT Andre Smith | MLB Rey Mauluga |
| TE Jermaine Gresham | WLB Vincent Rey |
| H-B Ryan Hewitt | LCB Terence Newman |
| WR Mohamed Sanu | RCB Leon Hall |
| QB Andy Dalton | SS George Iloka |
| HB Giovani Bernard | FS Reggie Nelson |
| Jeremy Hill | |

| DEFENSE* | ST | AT | TT | SKS-YDS | INT-YDS | PD | FF | FR-YDS |
|-------------------|----|----|-----|----------|---------|----|----|--------|
| Vincent Rey | 61 | 60 | 121 | 0-0 | 0-0 | 5 | 0 | 0-0 |
| Reggie Nelson | 60 | 32 | 92 | 1.5-12.5 | 4-30 | 13 | 0 | 0-0 |
| Emmanuel Lamur | 52 | 38 | 90 | 0-0 | 2-6 | 7 | 0 | 0-0 |
| George Iloka | 48 | 26 | 74 | 0-0 | 3-58 | 10 | 0 | 0-0 |
| Terence Newman | 47 | 24 | 71 | 0-0 | 1-3 | 14 | 0 | 0-0 |
| Leon Hall | 48 | 19 | 67 | 0-0 | 1-(-3) | 8 | 0 | 0-0 |
| Carlos Dunlap | 40 | 26 | 66 | 8-49.5 | 0-0 | 5 | 2 | 1-0 |
| Adam Jones | 51 | 12 | 63 | 0-0 | 3-23 | 11 | 0 | 1-0 |
| Rey Mauluga | 33 | 26 | 59 | 0-0 | 1-4 | 4 | 0 | 0-0 |
| Wallace Gilberry | 19 | 29 | 48 | 1.5-8.5 | 0-0 | 2 | 0 | 1-0 |
| Domata Peko | 26 | 20 | 46 | 1-0 | 0-0 | 0 | 0 | 0-0 |
| Geno Atkins | 20 | 14 | 34 | 3-23.5 | 0-0 | 1 | 1 | 0-0 |
| Vontaze Burfitt | 15 | 14 | 29 | 0-0 | 0-0 | 2 | 1 | 1-0 |
| Robert Geathers | 10 | 11 | 21 | 1-7 | 1-2 | 3 | 0 | 0-0 |
| Brandon Thompson | 10 | 11 | 21 | 1-9 | 0-0 | 0 | 0 | 0-0 |
| Devon Still | 11 | 8 | 19 | 0-0 | 0-0 | 0 | 0 | 0-0 |
| Dre Kirkpatrick | 12 | 2 | 14 | 0-0 | 3-32 | 7 | 0 | 0-0 |
| Nico Johnson | 7 | 4 | 11 | 0-0 | 0-0 | 0 | 0 | 0-0 |
| Darqueze Dennard | 6 | 1 | 7 | 1-3 | 0-0 | 1 | 0 | 0-0 |
| Jayson DiManche | 4 | 3 | 7 | 0-0 | 0-0 | 0 | 0 | 0-0 |
| Margus Hunt | 2 | 6 | 6 | 1-6 | 0-0 | 1 | 0 | 0-0 |
| Marquis Flowers | 3 | 2 | 5 | 0-0 | 0-0 | 1 | 0 | 0-0 |
| Will Clarke | 2 | 1 | 3 | 0-0 | 0-0 | 0 | 0 | 1-0 |
| Taylor Mays | 2 | 1 | 3 | 1-6 | 0-0 | 0 | 0 | 0-0 |
| Shawn Williams | 0 | 1 | 1 | 0-0 | 0-0 | 0 | 0 | 0-0 |
| Dane Sanzenbacher | 0 | 0 | 0 | 0-0 | 1-6 | 1 | 0 | 0-0 |

| SPECIAL TEAMS* | ST | AT | TT | FF | FR-YDS | BP | BFG | BXP |
|------------------|----|----|----|----|--------|----|-----|-----|
| Cedric Peerman | 14 | 1 | 15 | 0 | 0-0 | 0 | 0 | 0 |
| Darqueze Dennard | 8 | 2 | 10 | 0 | 0-0 | 0 | 0 | 0 |
| Dre Kirkpatrick | 8 | 1 | 9 | 0 | 0-0 | 0 | 0 | 0 |
| Shawn Williams | 6 | 3 | 9 | 0 | 1-0 | 0 | 0 | 0 |
| Taylor Mays | 5 | 1 | 6 | 0 | 0-0 | 1 | 0 | 0 |
| James Wright | 5 | 0 | 5 | 1 | 0-0 | 0 | 0 | 0 |
| Rex Burkhead | 1 | 3 | 4 | 0 | 0-0 | 0 | 0 | 0 |
| Nico Johnson | 1 | 3 | 4 | 0 | 0-0 | 0 | 0 | 0 |
| Chris Carter | 2 | 1 | 3 | 0 | 0-0 | 0 | 0 | 0 |
| Jayson DiManche | 2 | 1 | 3 | 1 | 0-0 | 0 | 0 | 0 |
| Ryan Hewitt | 2 | 1 | 3 | 0 | 0-0 | 0 | 0 | 0 |
| Reggie Nelson | 2 | 1 | 3 | 0 | 0-0 | 0 | 0 | 0 |
| Marquis Flowers | 1 | 2 | 3 | 0 | 0-0 | 0 | 0 | 0 |
| Mike Nugent | 1 | 1 | 2 | 0 | 0-0 | 0 | 0 | 0 |
| Kevin Brock | 1 | 0 | 1 | 0 | 0-0 | 0 | 0 | 0 |
| Clark Harris | 1 | 0 | 1 | 0 | 0-0 | 0 | 0 | 0 |
| Margus Hunt | 1 | 0 | 1 | 0 | 0-0 | 0 | 0 | 0 |
| Emmanuel Lamur | 1 | 0 | 1 | 0 | 0-0 | 0 | 0 | 0 |
| Terence Newman | 1 | 0 | 1 | 0 | 0-0 | 0 | 0 | 0 |

| MISCELLANEOUS DEFENSE * | ST | AT | TT | FF | FR-YDS |
|-------------------------|----|----|----|----|--------|
| Jeremy Hill | 5 | 0 | 5 | 0 | 0-0 |
| Giovani Bernard | 2 | 0 | 2 | 1 | 0-0 |
| Clint Boling | 2 | 0 | 2 | 0 | 0-0 |
| Andy Dalton | 2 | 0 | 2 | 0 | 0-0 |
| Mohamed Sanu | 2 | 0 | 2 | 0 | 0-0 |
| Brandon Tate | 2 | 0 | 2 | 0 | 0-0 |
| Marshall Newhouse..... | 1 | 1 | 2 | 0 | 0-0 |
| Kevin Brock | 1 | 0 | 1 | 0 | 0-0 |
| A.J. Green | 1 | 0 | 1 | 0 | 0-0 |
| Ryan Hewitt | 1 | 0 | 1 | 0 | 0-0 |
| Andre Smith | 1 | 0 | 1 | 0 | 0-0 |
| James Wright | 1 | 0 | 1 | 0 | 0-0 |
| Russell Bodine | 0 | 1 | 1 | 0 | 0-0 |
| Rex Burkhead | 0 | 1 | 1 | 0 | 0-0 |

2015 STATISTICS

RECORD: 12-4-0

HEAD COACH: MARVIN LEWIS
(BENGALS WON AFC NORTH DIVISION; SEE POSTSEASON
PORTION OF TEAM HISTORY SECTION FOR POSTSEASON STATS)

| DATE | W-L | SCORE | OPPONENT | ATTENDANCE |
|-------|-----|------------|------------------|------------|
| 9-13 | W | 33-13 | at Oakland | 54,500 |
| 9-20 | W | 24-19 | SAN DIEGO | 57,579 |
| 9-27 | W | 28-24 | at Baltimore | 70,970 |
| 10-4 | W | 36-21 | KANSAS CITY | 57,498 |
| 10-11 | W | 27-24 (OT) | SEATTLE | 65,004 |
| 10-18 | W | 34-21 | at Buffalo | 69,593 |
| 10-25 | | | — BYE — | |
| 11-1 | W | 16-10 | at Pittsburgh | 64,750 |
| 11-5 | W | 31-10 | CLEVELAND | 65,816 |
| 11-16 | L | 6-10 | HOUSTON | 61,381 |
| 11-22 | L | 31-34 | at Arizona | 64,745 |
| 11-29 | W | 31-7 | ST. LOUIS | 61,022 |
| 12-6 | W | 37-3 | at Cleveland | 64,775 |
| 12-13 | L | 20-33 | PITTSBURGH | 65,564 |
| 12-20 | W | 24-14 | at San Francisco | 70,799 |
| 12-28 | L | 17-20 (OT) | at Denver | 76,868 |
| 1-3 | W | 24-16 | BALTIMORE | 57,254 |

| TEAM STATISTICS | BENGALS | OPPONENTS |
|--------------------|---------|-----------|
| TOTAL FIRST DOWNS | 324 | 307 |
| Rushing | 99 | 74 |
| Passing | 191 | 202 |
| Penalty | 34 | 31 |
| 3rd Down: Made-Att | 81-201 | 86-218 |
| 3rd Down Pct. | 40.3 | 39.4 |
| 4th Down: Made-Att | 7-12 | 9-20 |
| 4th Down Pct. | 58.3 | 45.0 |
| POSSESSION AVG. | 30:41 | 29:19 |
| TOTAL NET YARDS | 5728 | 5453 |
| Avg. Per Game | 358.0 | 340.8 |
| Total Plays | 1004 | 1032 |
| Avg. Per Play | 5.7 | 5.3 |
| NET YARDS RUSHING | 1805 | 1477 |
| Avg. Per Game | 112.8 | 92.3 |
| Total Rushes | 467 | 344 |
| NET YARDS PASSING | 3923 | 3976 |
| Avg. Per Game | 245.2 | 248.5 |
| Sacked-Yards Lost | 32-181 | 42-288 |
| Gross Yards | 4104 | 4264 |
| Att. Completions | 505-334 | 646-415 |
| Completion Pct. | 66.1 | 64.2 |
| Had Intercepted | 9 | 21 |
| PUNTS-AVG. | 69-45.2 | 77-44.8 |
| Net Punting Avg. | 69-40.5 | 77-38.9 |
| PENALTIES-YARDS | 111-917 | 116-1063 |
| FUMBLES-BALLS LOST | 18-8 | 11-7 |
| TOUCHDOWNS | 50 | 29 |
| Rushing | 18 | 8 |
| Passing | 31 | 18 |
| Returns | 1 | 3 |

| SCORE BY PERIODS | 1 | 2 | 3 | 4 | OT | PTS |
|------------------|----|-----|----|-----|----|-----|
| BENGALS | 90 | 126 | 92 | 108 | 3 | 419 |
| OPPONENTS | 37 | 70 | 76 | 93 | 3 | 279 |

| SCORING | TD | TD-R | TD-P | TD-RT | K-PAT | FG | S | PTS |
|-----------------|----|------|------|-------|-------|-------|---|-----|
| Mike Nugent | 0 | 0 | 0 | 0 | 48-49 | 23-28 | 0 | 117 |
| Tyler Eifert | 13 | 0 | 13 | 0 | — | — | 0 | 78 |
| Jeremy Hill | 12 | 11 | 1 | 0 | — | — | 0 | 74 |
| A.J. Green | 10 | 0 | 10 | 0 | — | — | 0 | 60 |
| Marvin Jones | 4 | 0 | 4 | 0 | — | — | 0 | 24 |
| Andy Dalton | 3 | 3 | 0 | 0 | — | — | 0 | 18 |
| Giovani Bernard | 2 | 2 | 0 | 0 | — | — | 0 | 12 |
| Mohamed Sanu | 2 | 2 | 0 | 0 | — | — | 0 | 12 |
| Rex Burkhead | 1 | 0 | 1 | 0 | — | — | 0 | 6 |
| Leon Hall | 1 | 0 | 0 | 1 | — | — | 0 | 6 |
| Tyler Kroft | 1 | 0 | 1 | 0 | — | — | 0 | 6 |
| Brandon Tate | 1 | 0 | 1 | 0 | — | — | 0 | 6 |
| BENGALS | 50 | 18 | 31 | 1 | 48-49 | 23-28 | 0 | 419 |
| OPPONENTS | 29 | 8 | 18 | 3 | 27-27 | 26-31 | 0 | 279 |

Two-point conversions: Jeremy Hill 1 (1 R). BENGALS 1-1 (1-1 R, 0-0 P). OPPONENTS 0-2 (0-0 R, 0-2 P).

Fumbles-lost: Andy Dalton 5-2, Jeremy Hill 3-3, Giovani Bernard 2-0, Russell Bodine 2-0, Mohamed Sanu 2-0, Rex Burkhead 1-1, A.J. Green 1-1, AJ McCarron 1-1, Brandon Tate 1-0. BENGALS 18-8, OPPONENTS 11-7.

| PASSING | ATT | CMP | YDS | CMP% | YDS/ATT | TD | TD% | INT | INT% | LG | SKD-YDS | RAT |
|-------------|-----|-----|------|------|---------|----|-----|-----|------|-----|---------|-------|
| Andy Dalton | 386 | 255 | 3250 | 66.1 | 8.42 | 25 | 6.5 | 7 | 1.8 | 80t | 20-118 | 106.3 |
| AJ McCarron | 119 | 79 | 854 | 66.4 | 7.18 | 6 | 5.0 | 2 | 1.7 | 66t | 12-63 | 97.1 |
| BENGALS | 505 | 334 | 4104 | 66.1 | 8.13 | 31 | 6.1 | 9 | 1.8 | 80t | 32-181 | 104.1 |
| OPPONENTS | 646 | 415 | 4264 | 64.2 | 6.60 | 18 | 2.8 | 21 | 3.3 | 64t | 42-288 | 78.9 |

| RUSHING | ATT | YDS | AVG | LG | TD |
|-----------------|-----|------|-----|-----|----|
| Jeremy Hill | 223 | 794 | 3.6 | 38t | 11 |
| Giovani Bernard | 154 | 730 | 4.7 | 28 | 2 |
| Andy Dalton | 57 | 142 | 2.5 | 12 | 3 |
| Mohamed Sanu | 10 | 71 | 7.1 | 25t | 2 |
| Marvin Jones | 5 | 33 | 6.6 | 30 | 0 |
| AJ McCarron | 14 | 31 | 2.2 | 16 | 0 |
| Rex Burkhead | 4 | 4 | 1.0 | 2 | 0 |
| BENGALS | 467 | 1805 | 3.9 | 38t | 18 |
| OPPONENTS | 344 | 1477 | 4.3 | 69t | 8 |

| RECEIVING | REC | YDS | AVG | LG | TD |
|-----------------|-----|------|------|-----|----|
| A.J. Green | 86 | 1297 | 15.1 | 80t | 10 |
| Marvin Jones | 65 | 816 | 12.6 | 47 | 4 |
| Tyler Eifert | 52 | 615 | 11.8 | 31 | 13 |
| Giovani Bernard | 49 | 472 | 9.6 | 45 | 0 |
| Mohamed Sanu | 33 | 394 | 11.9 | 52 | 0 |
| Jeremy Hill | 15 | 79 | 5.3 | 14 | 1 |
| Tyler Kroft | 11 | 129 | 11.7 | 22 | 1 |
| Rex Burkhead | 10 | 94 | 9.4 | 27 | 1 |
| Ryan Hewitt | 8 | 99 | 12.4 | 22 | 0 |
| Brandon Tate | 2 | 59 | 29.5 | 55t | 1 |
| Jake Fisher | 1 | 31 | 31.0 | 31 | 0 |
| Mario Alford | 1 | 15 | 15.0 | 15 | 0 |
| C.J. Uzomah | 1 | 4 | 4.0 | 4 | 0 |
| BENGALS | 334 | 4104 | 12.3 | 80t | 31 |
| OPPONENTS | 415 | 4264 | 10.3 | 64t | 18 |

| INTERCEPTIONS | NO | YDS | AVG | LG | TD |
|--------------------|----|-----|------|-----|----|
| Reggie Nelson | 8 | 115 | 14.4 | 37 | 0 |
| Adam Jones | 3 | 14 | 4.7 | 14 | 0 |
| Leon Hall | 2 | 19 | 9.5 | 19t | 1 |
| Vontaze Burfitt | 2 | 16 | 8.0 | 16 | 0 |
| Shawn Williams | 2 | 14 | 7.0 | 14 | 0 |
| Rey Mauluga | 1 | 15 | 15.0 | 15 | 0 |
| Darqueze Dennard | 1 | 10 | 10.0 | 10 | 0 |
| George Iloka | 1 | 0 | 0.0 | 0 | 0 |
| Vincent Rey | 1 | 0 | 0.0 | 0 | 0 |
| Chris Lewis-Harris | 0 | ^1 | — | -1 | 0 |
| BENGALS | 21 | 202 | 9.6 | 37 | 1 |
| OPPONENTS | 9 | 136 | 15.1 | 42 | 1 |

| PUNTING | NO | YDS | AVG | NET | TB | IN-20 | LG | BLK. |
|-------------|----|------|------|------|----|-------|----|------|
| Kevin Huber | 68 | 3116 | 45.8 | 40.5 | 6 | 22 | 67 | 1 |
| BENGALS | 69 | 3116 | 45.2 | 40.5 | 6 | 22 | 67 | 1 |
| OPPONENTS | 77 | 3449 | 44.8 | 38.9 | 5 | 25 | 64 | 0 |

| PUNT RETURNS | NO | FC | YDS | AVG | LG | TD |
|--------------|----|----|-----|------|----|----|
| Brandon Tate | 27 | 11 | 171 | 6.3 | 18 | 0 |
| Adam Jones | 16 | 1 | 179 | 11.2 | 35 | 0 |
| BENGALS | 43 | 12 | 350 | 8.1 | 35 | 0 |
| OPPONENTS | 32 | 15 | 203 | 6.3 | 21 | 0 |

| KICKOFF RETURNS | NO | YDS | AVG | LG | TD |
|-----------------|----|------|------|----|----|
| Brandon Tate | 18 | 413 | 22.9 | 58 | 0 |
| Adam Jones | 10 | 235 | 23.5 | 49 | 0 |
| Cedric Peerman | 4 | 44 | 11.0 | 20 | 0 |
| Giovani Bernard | 1 | 6 | 6.0 | 6 | 0 |
| Mohamed Sanu | 1 | 2 | 2.0 | 2 | 0 |
| BENGALS | 34 | 700 | 20.6 | 58 | 0 |
| OPPONENTS | 46 | 1041 | 22.6 | 35 | 0 |

| FIELD GOALS | 1-19 | 20-29 | 30-39 | 40-49 | 50+ |
|-------------|------|-------|-------|-------|-----|
| Mike Nugent | 0-0 | 6-6 | 5-6 | 10-13 | 2-3 |
| BENGALS | 0-0 | 6-6 | 5-6 | 10-13 | 2-3 |
| OPPONENTS | 0-0 | 9-9 | 6-6 | 8-12 | 3-4 |

Mike Nugent: (32G, 35G), (36WR, 21G), (—), (44LU), (31G, 42G), (47G, 39G), (44G, 45G, 42B, 44G), (28G), (42G, 39G), (43G), (21G), (44G, 40G, 20G), (54SH, 46G, 27G), (22G), (45WR, 52G), (52G).

Opponents: (—), (40G, 32G, 47WL), (50WR, 21G), (22G, 40G, 51G, 34G, 40G, 29G, 51G), (24G), (—), (32G), (27G), (22G), (24G, 32G), (—), (47G, 47B), (42G, 47G, 45G, 31G), (41B), (23G, 45WL, 37G), (28G, 50G, 49G).

USUAL STARTERS

| OFFENSE | DEFENSE |
|----------------------|---------------------|
| WR A.J. Green | LDE Carlos Dunlap |
| LOT Andrew Whitworth | NT Domata Peko |
| LG Clint Boling | DT Geno Atkins |
| C Russell Bodine | RDE Michael Johnson |
| RG Kevin Zeitler | SLB A.J. Hawk |
| ROT Andre Smith | MLB Rey Mauluga |
| TE Tyler Eifert | WLB Vontaze Burfitt |
| H-B Ryan Hewitt | Vincent Rey |
| WR Marvin Jones | LCB Dre Kirkpatrick |
| QB Andy Dalton | RCB Adam Jones |
| HB Jeremy Hill | SS Reggie Nelson |
| | FS George Iloka |

| DEFENSE* | ST | AT | TT | SKS-YDS | INT-YDS | PD | FF | FR-YDS |
|--------------------|----|----|----|-----------|---------|----|----|--------|
| Vincent Rey | 62 | 33 | 95 | 1-8 | 1-0 | 5 | 0 | 0-0 |
| Rey Mauluga | 43 | 32 | 75 | 0-0 | 1-15 | 3 | 0 | 1-0 |
| Vontaze Burfitt | 57 | 17 | 74 | 1-10 | 2-16 | 5 | 0 | 0-0 |
| Reggie Nelson | 50 | 22 | 72 | 0-0 | 8-115 | 14 | 0 | 2-25 |
| Dre Kirkpatrick | 63 | 7 | 70 | 0-0 | 0-0 | 16 | 0 | 0-0 |
| Adam Jones | 53 | 9 | 62 | 1-1 | 3-14 | 12 | 1 | 0-0 |
| Leon Hall | 44 | 11 | 55 | 0-0 | 2-19 | 9 | 0 | 0-0 |
| Carlos Dunlap | 37 | 18 | 55 | 13.5-91.5 | 0-0 | 1 | 2 | 1-21 |
| George Iloka | 35 | 12 | 47 | 0-0 | 1-0 | 4 | 0 | 0-0 |
| Geno Atkins | 31 | 11 | 42 | 11-86 | 0-0 | 0 | 1 | 0-0 |
| Michael Johnson | 29 | 13 | 42 | 5-42 | 0-0 | 2 | 3 | 1-0 |
| Domata Peko | 17 | 18 | 35 | 5-32 | 0-0 | 1 | 0 | 0-0 |
| Emmanuel Lamur | 20 | 12 | 32 | 0.5-4 | 0-0 | 3 | 1 | 0-0 |
| Shawn Williams | 22 | 6 | 28 | 0-0 | 2-14 | 5 | 0 | 0-0 |
| A.J. Hawk | 16 | 8 | 24 | 1-8 | 0-0 | 0 | 0 | 0-0 |
| Wallace Gilberry | 16 | 7 | 23 | 2-4 | 0-0 | 1 | 1 | 0-0 |
| Darqueze Dennard | 12 | 4 | 16 | 0-0 | 1-10 | 3 | 0 | 0-0 |
| Pat Sims | 4 | 12 | 16 | 0-0 | 0-0 | 0 | 0 | 0-0 |
| Josh Shaw | 13 | 2 | 15 | 0-0 | 0-0 | 1 | 0 | 0-0 |
| Brandon Thompson | 4 | 4 | 8 | 0.5-0 | 0-0 | 0 | 0 | 0-0 |
| Chris Carter | 2 | 6 | 0 | 0-0 | 0-0 | 0 | 0 | 1-0 |
| P.J. Dawson | 3 | 2 | 5 | 0-0 | 0-0 | 1 | 0 | 0-0 |
| Will Clarke | 3 | 1 | 4 | 0.5-1.5 | 0-0 | 1 | 0 | 0-0 |
| Chris Lewis-Harris | 3 | 0 | 3 | 0-0 | 0-(-1) | 0 | 0 | 0-0 |
| Troy Hill | 2 | 1 | 3 | 0-0 | 0-0 | 0 | 0 | 0-0 |
| Cedric Peerman | 2 | 0 | 2 | 0-0 | 0-0 | 0 | 1 | 0-0 |
| Margus Hunt | 1 | 2 | 0 | 0-0 | 0-0 | 0 | 0 | 0-0 |

| SPECIAL TEAMS* | ST | AT | TT | FF | FR-YDS | BP | BFG | BXP |
|--------------------|----|----|----|----|--------|----|-----|-----|
| Cedric Peerman | 13 | 4 | 17 | 0 | 0-0 | 0 | 0 | 0 |
| Rex Burkhead | 6 | 5 | 11 | 0 | 0-0 | 0 | 0 | 0 |
| Tyler Kroft | 4 | 6 | 10 | 0 | 0-0 | 0 | 0 | 0 |
| Emmanuel Lamur | 7 | 1 | 8 | 0 | 1-0 | 0 | 0 | 0 |
| Josh Shaw | 4 | 4 | 8 | 0 | 0-0 | 0 | 0 | 0 |
| P.J. Dawson | 4 | 3 | 7 | 0 | 0-0 | 0 | 0 | 0 |
| Clark Harris | 4 | 1 | 5 | 0 | 0-0 | 0 | 0 | 0 |
| Reggie Nelson | 2 | 3 | 5 | 0 | 0-0 | 0 | 0 | 0 |
| Chris Carter | 3 | 1 | 4 | 0 | 0-0 | 0 | 0 | 0 |
| Shawn Williams | 3 | 1 | 4 | 0 | 0-0 | 0 | 0 | 0 |
| Darqueze Dennard | 2 | 2 | 4 | 0 | 0-0 | 0 | 0 | 0 |
| Derron Smith | 0 | 4 | 4 | 0 | 0-0 | 0 | 0 | 0 |
| Troy Hill | 3 | 0 | 3 | 0 | 0-0 | 0 | 0 | 0 |
| Vincent Rey | 2 | 1 | 3 | 0 | 0-0 | 0 | 0 | 0 |
| C.J. Uzomah | 1 | 1 | 2 | 0 | 0-0 | 0 | 0 | 0 |
| Kevin Huber | 1 | 0 | 1 | 0 | 0-0 | 0 | 0 | 0 |
| Mike Nugent | 1 | 0 | 1 | 0 | 0-0 | 0 | 0 | 0 |
| Chris Lewis-Harris | 1 | 0 | 1 | 0 | 0-0 | 0 | 0 | 0 |
| Brandon Tate | 0 | 1 | 1 | 0 | 0-0 | 0 | 0 | 0 |
| Carlos Dunlap | 0 | 0 | 0 | 0 | 0-0 | 0 | 2 | 0 |

| MISCELLANEOUS DEFENSE* | ST | AT | TT | FF | FR-YDS |
|------------------------|----|----|----|----|--------|
| Marvin Jones | 3 | 1 | 4 | 0 | 0-0 |
| A.J. Green | 2 | 0 | 2 | 0 | 0-0 |
| Ryan Hewitt | 2 | 0 | 2 | 0 | 0-0 |
| Andy Dalton | 1 | 1 | 2 | 0 | 0-0 |
| Tyler Eifert | 1 | 1 | 2 | 0 | 0-0 |
| Mohamed Sanu | 1 | 0 | 1 | 0 | 0-0 |
| Clint Boling | 0 | 1 | 1 | 0 | 0-0 |

* NOTE: All defensive statistics above are press box statistics produced at the games.

RECORD: 6-9-1

| MISCELLANEOUS DEFENSE* | ST | AT | TT | FF | FR | YDS |
|------------------------|----|----|----|----|----|-----|
| Giovani Bernard | 3 | 0 | 3 | 0 | | 0-0 |
| Andrew Whitworth | 2 | 0 | 2 | 0 | | 0-0 |
| Clint Boling | 1 | 0 | 1 | 0 | | 0-0 |
| Tyler Boyd | 1 | 0 | 1 | 0 | | 0-0 |
| Rex Burkhead | 1 | 0 | 1 | 0 | | 0-0 |
| Andy Dalton | 1 | 0 | 1 | 0 | | 0-0 |
| Tyler Eifert | 1 | 0 | 1 | 0 | | 0-0 |
| Ryan Hewitt | 1 | 0 | 1 | 0 | | 0-0 |
| Tyler Kroft | 1 | 0 | 1 | 0 | | 0-0 |
| Brandon LaFell | 1 | 0 | 1 | 0 | | 0-0 |
| C. J. Uzomah | 1 | 0 | 1 | 0 | | 0-0 |
| Kevin Zeitler | 1 | 0 | 1 | 0 | | 0-0 |

— 272 —

OFFENSE/DEFENSE - YEAR-BY-YEAR TOTALS

| OFFENSE | | | | | | | DEFENSE | | | | | | |
|-----------|-------|----------------|--------------------|--------------------|---------------------|-----|-----------|-------|----------------|--------------------|--------------------|---------------------|-----|
| YEAR | PLAYS | FIRST DOWNS | NET YDS RUSH | NET YDS PASS | TOTAL NET YDS | PTS | YEAR | PLAYS | FIRST DOWNS | NET YDS RUSH | NET YDS PASS | TOTAL NET YDS | PTS |
| 1968..... | 772 | 171 | 1807 | 1619 | 3426 | 215 | 1968..... | 916 | 275 | 2097 | 2620 | 4717 | 329 |
| 1969..... | 728 | 172 | 1523 | 2345 | 3868 | 280 | 1969..... | 935 | 278 | 2651 | 2686 | 5337 | 367 |
| 1970..... | 831 | 210 | 2057 | 1870 | 3927 | 312 | 1970..... | 874 | 236 | 1543 | 2635 | 4178 | 255 |
| 1971..... | 867 | 236 | 2142 | 2124 | 4266 | 284 | 1971..... | 811 | 213 | 1778 | 2128 | 3906 | 265 |
| 1972..... | 899 | 255 | 1996 | 2321 | 4317 | 299 | 1972..... | 794 | 207 | 1815 | 1737 | 3552 | 229 |
| 1973..... | 871 | 252 | 2236 | 2276 | 4512 | 286 | 1973..... | 840 | 219 | 1807 | 1898 | 3705 | 231 |
| 1974..... | 835 | 260 | 1978 | 2511 | 4489 | 283 | 1974..... | 892 | 256 | 2152 | 1790 | 3942 | 259 |
| 1975..... | 966 | 295 | 1819 | 3241 | 5060 | 340 | 1975..... | 889 | 241 | 2194 | 1729 | 3923 | 246 |
| 1976..... | 878 | 238 | 2109 | 2191 | 4300 | 335 | 1976..... | 930 | 234 | 1912 | 1758 | 3670 | 210 |
| 1977..... | 904 | 248 | 1861 | 2333 | 4194 | 238 | 1977..... | 901 | 253 | 1897 | 2227 | 4124 | 235 |
| 1978..... | 1034 | 271 | 2131 | 2741 | 4872 | 252 | 1978..... | 1036 | 269 | 2396 | 2236 | 4632 | 284 |
| 1979..... | 1049 | 289 | 2329 | 2310 | 4639 | 337 | 1979..... | 1052 | 334 | 2219 | 3692 | 5911 | 421 |
| 1980..... | 1060 | 283 | 2069 | 2815 | 4884 | 244 | 1980..... | 995 | 286 | 1680 | 3124 | 4804 | 312 |
| 1981..... | 1078 | 361 | 1973 | 3995 | 5968 | 421 | 1981..... | 1055 | 324 | 1881 | 3408 | 5289 | 304 |
| 1982..... | 606 | 207 | 949 | 2339 | 3288 | 232 | 1982..... | 551 | 170 | 850 | 2043 | 2893 | 177 |
| 1983..... | 1036 | 327 | 2104 | 3183 | 5287 | 346 | 1983..... | 973 | 276 | 1499 | 2828 | 4327 | 302 |
| 1984..... | 1081 | 339 | 2179 | 3301 | 5480 | 339 | 1984..... | 1034 | 322 | 1868 | 3391 | 5259 | 339 |
| 1985..... | 1062 | 344 | 2183 | 3717 | 5900 | 441 | 1985..... | 1019 | 337 | 1999 | 3664 | 5663 | 437 |
| 1986..... | 1046 | 348 | 2533 | 3957 | 6490 | 409 | 1986..... | 1051 | 336 | 2122 | 3152 | 5274 | 394 |
| 1987..... | 1045 | 319 | 2164 | 3213 | 5377 | 285 | 1987..... | 937 | 286 | 1641 | 3056 | 4697 | 370 |
| 1988..... | 985 | 351 | 2710 | 3347 | 6057 | 448 | 1988..... | 1059 | 322 | 2048 | 3134 | 5182 | 329 |
| 1989..... | 1083 | 348 | 2483 | 3618 | 6101 | 404 | 1989..... | 997 | 280 | 2162 | 3135 | 5297 | 285 |
| 1990..... | 943 | 277 | 2120 | 2943 | 5063 | 360 | 1990..... | 1010 | 308 | 2085 | 3520 | 5605 | 352 |
| 1991..... | 993 | 286 | 1811 | 3158 | 4969 | 263 | 1991..... | 980 | 308 | 1662 | 3990 | 5652 | 435 |
| 1992..... | 934 | 248 | 1976 | 1943 | 3919 | 274 | 1992..... | 1024 | 319 | 2007 | 3326 | 5333 | 364 |
| 1993..... | 986 | 239 | 1511 | 2541 | 4052 | 187 | 1993..... | 1000 | 306 | 2220 | 2798 | 5018 | 319 |
| 1994..... | 990 | 267 | 1556 | 3236 | 4792 | 276 | 1994..... | 1053 | 310 | 1906 | 3248 | 5154 | 406 |
| 1995..... | 975 | 288 | 1439 | 3753 | 5192 | 349 | 1995..... | 1127 | 355 | 2104 | 4245 | 6349 | 374 |
| 1996..... | 1088 | 332 | 1793 | 3432 | 5225 | 372 | 1996..... | 1047 | 317 | 1643 | 3826 | 5469 | 369 |
| 1997..... | 1002 | 310 | 1966 | 3316 | 5282 | 355 | 1997..... | 1091 | 351 | 2223 | 3459 | 5682 | 405 |
| 1998..... | 979 | 271 | 1639 | 3185 | 4824 | 268 | 1998..... | 992 | 310 | 2612 | 3151 | 5763 | 452 |
| 1999..... | 1039 | 293 | 2051 | 3226 | 5277 | 283 | 1999..... | 1011 | 316 | 1699 | 3798 | 5497 | 460 |
| 2000..... | 1001 | 254 | 2314 | 1946 | 4260 | 185 | 2000..... | 1068 | 307 | 1925 | 3562 | 5487 | 359 |
| 2001..... | 1071 | 294 | 1712 | 3088 | 4800 | 226 | 2001..... | 1013 | 281 | 1675 | 3157 | 4832 | 309 |
| 2002..... | 1054 | 315 | 1730 | 3476 | 5206 | 279 | 2002..... | 976 | 315 | 2003 | 3262 | 5265 | 456 |
| 2003..... | 1038 | 313 | 1987 | 3342 | 5329 | 346 | 2003..... | 999 | 320 | 2218 | 3402 | 5620 | 384 |
| 2004..... | 1004 | 286 | 1839 | 3301 | 5140 | 374 | 2004..... | 1031 | 303 | 2062 | 3303 | 5365 | 372 |
| 2005..... | 1018 | 342 | 1910 | 3820 | 5730 | 421 | 2005..... | 976 | 321 | 1850 | 3569 | 5419 | 350 |
| 2006..... | 994 | 313 | 1629 | 3833 | 5462 | 373 | 2006..... | 1038 | 337 | 1863 | 3818 | 5681 | 331 |
| 2007..... | 1008 | 320 | 1556 | 4012 | 5568 | 380 | 2007..... | 1011 | 313 | 1893 | 3687 | 5580 | 385 |
| 2008..... | 984 | 245 | 1520 | 2406 | 3926 | 204 | 2008..... | 1013 | 296 | 1921 | 3287 | 5208 | 364 |
| 2009..... | 1011 | 295 | 2056 | 2890 | 4946 | 305 | 2009..... | 980 | 276 | 1573 | 3249 | 4822 | 291 |
| 2010..... | 1046 | 317 | 1522 | 3767 | 5289 | 322 | 2010..... | 957 | 290 | 1843 | 3469 | 5312 | 395 |
| 2011..... | 1015 | 285 | 1778 | 3340 | 5118 | 344 | 2011..... | 1009 | 284 | 1675 | 3385 | 5060 | 323 |
| 2012..... | 1016 | 292 | 1745 | 3578 | 5323 | 391 | 2012..... | 1034 | 307 | 1715 | 3400 | 5115 | 320 |
| 2013..... | 1097 | 330 | 1755 | 4136 | 5891 | 430 | 2013..... | 1042 | 282 | 1544 | 3344 | 4888 | 305 |
| 2014..... | 1018 | 313 | 2147 | 3421 | 5568 | 365 | 2014..... | 1067 | 337 | 1861 | 3888 | 5749 | 344 |
| 2015..... | 1004 | 324 | 1805 | 3923 | 5728 | 419 | 2015..... | 1032 | 307 | 1477 | 3976 | 5453 | 279 |
| 2016..... | 1050 | 341 | 1769 | 3942 | 5711 | 325 | 2016..... | 1038 | 327 | 1812 | 3800 | 5612 | 315 |

OFFENSE/DEFENSE — YEAR-BY-YEAR RANKINGS

| OFFENSE | | | | DEFENSE | | | |
|---------------------|------------|--------------|--------------|---------------------|------------|--------------|--------------|
| YEAR | TOTAL | RUSH | PASS | YEAR | TOTAL | RUSH | PASS |
| 1968 (AFL/10 teams) | 8 (244.7) | 3 (129.1) | 9 (115.6) | 1968 (AFL/10 teams) | 8 (336.9) | 9 (149.8) | 6 (187.1) |
| 1969 (AFL/10 teams) | 7 (276.3) | 7 (108.8) | T-7 (167.5) | 1969 (AFL/10 teams) | 10 (381.2) | 10 (189.4) | 7 (191.9) |
| 1970 (26 teams) | 16 (280.5) | 4 (146.9) | 21 (133.6) | 1970 (26 teams) | 20 (298.4) | 9 (110.2) | 25 (188.2) |
| 1971 (26 teams) | 6 (304.7) | 6 (153.0) | T-14 (151.7) | 1971 (26 teams) | 12 (279.0) | 13 (127.0) | 13 (152.0) |
| 1972 (26 teams) | 9 (308.4) | 14 (142.6) | 9 (165.8) | 1972 (26 teams) | 3 (253.7) | 12 (129.6) | 4 (124.1) |
| 1973 (26 teams) | 5 (322.3) | 7 (159.7) | 8 (162.6) | 1973 (26 teams) | 8 (264.6) | 8 (129.1) | 13 (135.6) |
| 1974 (26 teams) | 4 (320.6) | 12 (141.3) | 4 (179.4) | 1974 (26 teams) | 11 (281.6) | 22 (153.7) | 4 (127.9) |
| 1975 (26 teams) | 2 (361.4) | 17 (129.9) | *1 (231.5) | 1975 (26 teams) | 7 (280.2) | 18 (156.7) | 2 (123.5) |
| 1976 (28 teams) | 15 (307.1) | 15 (150.6) | 13 (156.5) | 1976 (28 teams) | 5 (262.1) | 11 (136.6) | 3 (125.6) |
| 1977 (28 teams) | 13 (299.6) | T-18 (132.9) | 7 (166.6) | 1977 (28 teams) | 21 (294.6) | 13 (135.5) | 23 (159.1) |
| 1978 (28 teams) | 11 (304.5) | 18 (133.2) | 10 (171.3) | 1978 (28 teams) | 10 (289.5) | T-19 (149.8) | 3 (139.8) |
| 1979 (28 teams) | 23 (289.9) | 11 (145.6) | 24 (144.4) | 1979 (28 teams) | 28 (369.4) | 16 (138.7) | 27 (230.8) |
| 1980 (28 teams) | 19 (305.3) | 12 (129.3) | 21 (175.9) | 1980 (28 teams) | 9 (300.3) | 4 (105.0) | 13 (195.3) |
| 1981 (28 teams) | 2 (373.0) | 17 (123.3) | 3 (249.7) | 1981 (28 teams) | 12 (330.6) | 9 (117.6) | 22 (213.0) |
| 1982 (28 teams) | 2 (365.3) | 20 (105.4) | 3 (259.9) | 1982 (28 teams) | 18 (321.4) | 3 (94.4) | 22 (227.0) |
| 1983 (28 teams) | 14 (330.4) | 16 (131.5) | 14 (198.9) | 1983 (28 teams) | *1 (270.4) | T-2 (93.7) | 3 (176.8) |
| 1984 (28 teams) | 5 (342.5) | T-6 (136.2) | T-13 (206.3) | 1984 (28 teams) | 13 (328.7) | 11 (116.8) | 18 (211.9) |
| 1985 (28 teams) | 3 (368.8) | 12 (136.4) | 4 (232.3) | 1985 (28 teams) | 22 (353.9) | 15 (124.9) | 24 (229.0) |
| 1986 (28 teams) | *1 (405.6) | 2 (158.3) | 3 (247.3) | 1986 (28 teams) | 20 (329.6) | 22 (132.6) | 10 (197.0) |
| 1987 (28 teams) | 5 (358.5) | 4 (144.3) | 9 (214.2) | 1987 (28 teams) | 8 (313.1) | 8 (109.4) | 14 (203.7) |
| 1988 (28 teams) | *1 (378.6) | *1 (169.4) | 11 (209.2) | 1988 (28 teams) | 15 (323.9) | 18 (128.0) | 10 (195.9) |
| 1989 (28 teams) | 3 (381.3) | *1 (155.2) | 7 (226.1) | 1989 (28 teams) | 7 (331.1) | 10 (135.1) | 9 (195.9) |
| 1990 (28 teams) | 9 (316.4) | 5 (132.5) | 15 (183.9) | 1990 (28 teams) | 25 (350.3) | 22 (130.3) | 26 (220.0) |
| 1991 (28 teams) | 14 (310.6) | 12 (113.2) | 11 (197.4) | 1991 (28 teams) | 28 (353.3) | 13 (103.9) | 28 (249.4) |
| 1992 (28 teams) | 26 (244.9) | 8 (123.5) | 27 (121.4) | 1992 (28 teams) | 26 (333.3) | 24 (125.4) | 25 (207.9) |
| 1993 (28 teams) | 27 (253.3) | 24 (94.4) | 27 (158.8) | 1993 (28 teams) | 16 (313.6) | 27 (138.8) | 2 (174.9) |
| 1994 (28 teams) | 18 (299.5) | 18 (97.3) | 18 (202.3) | 1994 (28 teams) | 15 (322.1) | 23 (119.1) | 9 (203.0) |
| 1995 (30 teams) | 17 (324.5) | 24 (89.9) | 11 (234.6) | 1995 (30 teams) | 30 (396.8) | 26 (131.5) | 29 (265.3) |
| 1996 (30 teams) | 10 (326.6) | 13 (112.1) | 12 (214.5) | 1996 (30 teams) | 25 (341.8) | 12 (102.7) | 29 (239.1) |
| 1997 (30 teams) | 10 (330.1) | 9 (122.9) | 13 (207.3) | 1997 (30 teams) | 28 (355.1) | 29 (138.9) | 21 (216.2) |
| 1998 (30 teams) | 17 (301.5) | 19 (102.4) | 17 (199.1) | 1998 (30 teams) | 28 (360.2) | 30 (163.3) | 12 (196.9) |
| 1999 (31 teams) | 15 (329.8) | T-6 (128.2) | 23 (201.6) | 1999 (31 teams) | 25 (343.6) | 16 (106.2) | 28 (237.4) |
| 2000 (31 teams) | 29 (266.3) | 2 (144.6) | 31 (121.6) | 2000 (31 teams) | 22 (342.9) | 24 (120.3) | 23 (222.6) |
| 2001 (31 teams) | 23 (300.0) | T-18 (107.0) | 23 (193.0) | 2001 (31 teams) | 9 (302.0) | 11 (104.7) | 12 (197.3) |
| 2002 (32 teams) | 18 (325.4) | 21 (108.1) | 13 (217.3) | 2002 (32 teams) | 17 (329.1) | 22 (125.2) | 13 (203.9) |
| 2003 (32 teams) | 13 (333.1) | 13 (124.2) | 12 (208.9) | 2003 (32 teams) | 28 (351.3) | T-25 (138.6) | 24 (212.6) |
| 2004 (32 teams) | 18 (321.3) | 17 (114.9) | 17 (206.3) | 2004 (32 teams) | 19 (335.3) | 26 (128.9) | 13 (206.4) |
| 2005 (32 teams) | 6 (358.1) | 11 (119.4) | 5 (238.8) | 2005 (32 teams) | 28 (338.7) | 20 (115.6) | 26 (223.1) |
| 2006 (32 teams) | 8 (341.4) | 26 (101.8) | 6 (239.6) | 2006 (32 teams) | 30 (355.1) | 15 (116.4) | T-31 (238.6) |
| 2007 (32 teams) | 10 (348.0) | 24 (97.3) | 7 (250.8) | 2007 (32 teams) | 27 (348.8) | 21 (118.3) | 26 (230.4) |
| 2008 (32 teams) | 32 (245.4) | 29 (95.0) | 30 (150.4) | 2008 (32 teams) | 12 (325.5) | 21 (120.1) | 15 (205.4) |
| 2009 (32 teams) | 24 (309.1) | 9 (128.5) | 26 (180.6) | 2009 (32 teams) | 4 (301.4) | 7 (98.3) | 6 (203.1) |
| 2010 (32 teams) | 20 (330.6) | 27 (95.1) | 13 (235.4) | 2010 (32 teams) | 15 (332.0) | 19 (115.2) | T-14 (216.8) |
| 2011 (32 teams) | 20 (319.9) | 19 (111.1) | 20 (208.8) | 2011 (32 teams) | 7 (316.3) | 10 (104.7) | 9 (211.6) |
| 2012 (32 teams) | 22 (332.7) | 18 (109.1) | 17 (223.6) | 2012 (32 teams) | 6 (319.7) | 12 (107.2) | 7 (212.5) |
| 2013 (32 teams) | 10 (368.2) | 18 (109.7) | 8 (258.5) | 2013 (32 teams) | 3 (305.5) | 5 (96.5) | 5 (209.0) |
| 2014 (32 teams) | 15 (348.0) | 6 (134.2) | 21 (213.8) | 2014 (32 teams) | 22 (359.3) | 20 (116.3) | 20 (243.0) |
| 2015 (32 teams) | 15 (358.0) | 13 (112.8) | 15 (245.2) | 2015 (32 teams) | 11 (340.8) | 7 (92.3) | 20 (248.5) |
| 2016 (32 teams) | 13 (356.9) | 13 (110.6) | 15 (246.4) | 2016 (32 teams) | 17 (350.8) | 21 (113.3) | 11 (237.5) |

Rankings based on average yards per game.

T — tied; * — led league.

YEAR-BY-YEAR INDIVIDUAL LEADERS

SCORING

| YEAR | PLAYER | TD | TD-R | TD-P | TD-Rt | PAT | FG | S | PTS |
|------|----------------------|----|------|------|-------|-------|-------|---|-----|
| 1968 | Dale Livingston..... | 0 | 0 | 0 | 0 | 20-20 | 13-26 | 0 | 59 |
| 1969 | Horst Muhlmann..... | 0 | 0 | 0 | 0 | 32-33 | 16-24 | 0 | 80 |
| 1970 | Horst Muhlmann..... | 0 | 0 | 0 | 0 | 33-33 | 25-37 | 0 | 108 |
| 1971 | Horst Muhlmann..... | 0 | 0 | 0 | 0 | 31-31 | 20-36 | 0 | 91 |
| 1972 | Horst Muhlmann..... | 0 | 0 | 0 | 0 | 30-31 | 27-40 | 0 | 111 |
| 1973 | Horst Muhlmann..... | 0 | 0 | 0 | 0 | 31-32 | 21-31 | 0 | 94 |
| 1974 | Horst Muhlmann..... | 0 | 0 | 0 | 0 | 32-35 | 11-18 | 0 | 65 |
| 1975 | Dave Green..... | 0 | 0 | 0 | 0 | 40-45 | 10-21 | 0 | 70 |
| 1976 | Chris Bahr..... | 0 | 0 | 0 | 0 | 39-42 | 14-27 | 0 | 81 |
| 1977 | Chris Bahr..... | 0 | 0 | 0 | 0 | 25-26 | 19-27 | 0 | 82 |
| 1978 | Chris Bahr..... | 0 | 0 | 0 | 0 | 26-29 | 16-30 | 0 | 74 |
| 1979 | Pete Johnson..... | 15 | 14 | 1 | 0 | — | — | 0 | 90 |
| 1980 | Ian Sunter..... | 0 | 0 | 0 | 0 | 15-15 | 11-20 | 0 | 48 |
| 1981 | Jim Breech..... | 0 | 0 | 0 | 0 | 49-51 | 22-32 | 0 | 115 |
| 1982 | Jim Breech..... | 0 | 0 | 0 | 0 | 25-26 | 14-18 | 0 | 67 |
| 1983 | Jim Breech..... | 0 | 0 | 0 | 0 | 39-41 | 16-23 | 0 | 87 |
| 1984 | Jim Breech..... | 0 | 0 | 0 | 0 | 37-37 | 22-31 | 0 | 103 |
| 1985 | Jim Breech..... | 0 | 0 | 0 | 0 | 48-50 | 24-33 | 0 | 120 |
| 1986 | Jim Breech..... | 0 | 0 | 0 | 0 | 50-51 | 17-32 | 0 | 101 |
| 1987 | Jim Breech..... | 0 | 0 | 0 | 0 | 25-27 | 24-30 | 0 | 97 |
| 1988 | Ickey Woods..... | 15 | 15 | 0 | 0 | — | — | 0 | 90 |
| 1989 | Jim Breech..... | 0 | 0 | 0 | 0 | 37-38 | 12-14 | 0 | 73 |
| 1990 | Jim Breech..... | 0 | 0 | 0 | 0 | 41-44 | 17-21 | 0 | 92 |
| 1991 | Jim Breech..... | 0 | 0 | 0 | 0 | 27-27 | 23-29 | 0 | 96 |
| 1992 | Jim Breech..... | 0 | 0 | 0 | 0 | 31-31 | 19-27 | 0 | 88 |
| 1993 | Doug Pelfrey..... | 0 | 0 | 0 | 0 | 13-16 | 24-31 | 0 | 85 |
| 1994 | Doug Pelfrey..... | 0 | 0 | 0 | 0 | 24-25 | 28-33 | 0 | 108 |
| 1995 | Doug Pelfrey..... | 0 | 0 | 0 | 0 | 34-34 | 29-36 | 0 | 121 |
| 1996 | Doug Pelfrey..... | 0 | 0 | 0 | 0 | 41-41 | 23-28 | 0 | 110 |
| 1997 | Doug Pelfrey..... | 0 | 0 | 0 | 0 | 41-43 | 12-16 | 0 | 77 |
| 1998 | Doug Pelfrey..... | 0 | 0 | 0 | 0 | 21-21 | 19-27 | 0 | 78 |
| 1999 | Doug Pelfrey..... | 0 | 0 | 0 | 0 | 27-27 | 18-27 | 0 | 81 |
| 2000 | Neil Rackers..... | 0 | 0 | 0 | 0 | 21-21 | 12-21 | 0 | 57 |
| 2001 | Corey Dillon..... | 13 | 10 | 3 | 0 | — | — | 0 | 78 |
| 2002 | Neil Rackers..... | 0 | 0 | 0 | 0 | 30-32 | 15-18 | 0 | 75 |
| 2003 | Shayne Graham..... | 0 | 0 | 0 | 0 | 40-40 | 22-25 | 0 | 106 |
| 2004 | Shayne Graham..... | 0 | 0 | 0 | 0 | 41-41 | 27-31 | 0 | 122 |
| 2005 | Shayne Graham..... | 0 | 0 | 0 | 0 | 47-47 | 28-32 | 0 | 131 |
| 2006 | Shayne Graham..... | 0 | 0 | 0 | 0 | 40-42 | 25-30 | 0 | 115 |
| 2007 | Shayne Graham..... | 0 | 0 | 0 | 0 | 37-37 | 31-34 | 0 | 130 |
| 2008 | Shayne Graham..... | 0 | 0 | 0 | 0 | 15-15 | 21-24 | 0 | 78 |
| 2009 | Shayne Graham..... | 0 | 0 | 0 | 0 | 28-29 | 23-28 | 0 | 97 |
| 2010 | Mike Nugent..... | 0 | 0 | 0 | 0 | 17-17 | 15-19 | 0 | 62 |
| 2011 | Mike Nugent..... | 0 | 0 | 0 | 0 | 33-34 | 33-38 | 0 | 132 |
| 2012 | Mike Nugent..... | 0 | 0 | 0 | 0 | 35-35 | 19-23 | 0 | 92 |
| 2013 | Mike Nugent..... | 0 | 0 | 0 | 0 | 52-53 | 18-22 | 0 | 106 |
| 2014 | Mike Nugent..... | 0 | 0 | 0 | 0 | 39-39 | 26-33 | 0 | 117 |
| 2015 | Mike Nugent..... | 0 | 0 | 0 | 0 | 48-49 | 23-28 | 0 | 117 |
| 2016 | Mike Nugent..... | 0 | 0 | 0 | 0 | 23-29 | 23-29 | 0 | 92 |

PASSING

| YEAR | PLAYER | ATT | CMP | YDS | CMP% | YDS/ATT | TD | TD% | INT | INT% | LG | SKD-YDS | RAT |
|------|-----------------------|-----|-----|------|------|---------|----|-----|-----|------|-----|---------|-------|
| 1968 | John Stofa..... | 177 | 85 | 896 | 48.0 | 5.06 | 5 | 2.8 | 5 | 2.8 | 60 | 17-140 | 60.8 |
| 1969 | Greg Cook..... | 197 | 106 | 1854 | 53.8 | 9.41 | 15 | 7.6 | 11 | 5.6 | 78t | 29-195 | 88.3 |
| 1970 | Virgil Carter..... | 278 | 143 | 1647 | 51.4 | 5.92 | 9 | 3.2 | 9 | 3.2 | 56t | 21-154 | 66.9 |
| 1971 | Virgil Carter..... | 222 | 138 | 1624 | 62.2 | 7.32 | 10 | 4.5 | 7 | 3.2 | 90t | 13-122 | 86.2 |
| 1972 | Ken Anderson..... | 301 | 171 | 1918 | 56.8 | 6.37 | 7 | 2.3 | 7 | 2.3 | 65t | 18-155 | 74.0 |
| 1973 | Ken Anderson..... | 329 | 179 | 2428 | 54.4 | 7.38 | 18 | 5.5 | 12 | 3.6 | 78t | 24-163 | 81.2 |
| 1974 | Ken Anderson..... | 328 | 213 | 2667 | 64.9 | 8.13 | 18 | 5.5 | 10 | 3.0 | 77t | 36-292 | 95.7 |
| 1975 | Ken Anderson..... | 377 | 228 | 3169 | 60.5 | 8.41 | 21 | 5.6 | 11 | 2.9 | 55 | 32-247 | 93.9 |
| 1976 | Ken Anderson..... | 338 | 179 | 2367 | 53.0 | 7.00 | 19 | 5.6 | 14 | 4.1 | 85t | 34-235 | 76.9 |
| 1977 | Ken Anderson..... | 323 | 166 | 2145 | 51.4 | 6.64 | 11 | 3.4 | 11 | 3.4 | 94t | 28-197 | 69.7 |
| 1978 | Ken Anderson..... | 319 | 173 | 2219 | 54.2 | 6.96 | 10 | 3.1 | 22 | 6.9 | 57 | 30-237 | 58.0 |
| 1979 | Ken Anderson..... | 339 | 189 | 2340 | 55.8 | 6.90 | 16 | 4.7 | 10 | 2.9 | 73t | 46-324 | 80.7 |
| 1980 | Ken Anderson..... | 275 | 166 | 1778 | 60.4 | 6.47 | 6 | 2.2 | 13 | 4.7 | 67t | 24-174 | 66.9 |
| 1981 | Ken Anderson..... | 479 | 300 | 3754 | 62.6 | 7.84 | 29 | 6.1 | 10 | 2.1 | 74t | 25-140 | 98.4 |
| 1982 | Ken Anderson..... | 309 | 218 | 2495 | 70.6 | 8.07 | 12 | 3.9 | 9 | 2.9 | 56t | 26-154 | 95.3 |
| 1983 | Ken Anderson..... | 297 | 198 | 2333 | 66.7 | 7.86 | 12 | 4.0 | 13 | 4.4 | 80t | 25-187 | 85.6 |
| 1984 | Ken Anderson..... | 275 | 175 | 2107 | 63.6 | 7.66 | 10 | 3.6 | 12 | 4.4 | 80t | 24-191 | 81.0 |
| 1985 | Boomer Esiason..... | 431 | 251 | 3443 | 58.2 | 7.99 | 27 | 6.3 | 12 | 2.8 | 68t | 32-289 | 93.2 |
| 1986 | Boomer Esiason..... | 469 | 273 | 3959 | 58.2 | 8.44 | 24 | 5.1 | 17 | 3.6 | 57 | 26-194 | 87.7 |
| 1987 | Boomer Esiason..... | 440 | 240 | 3321 | 54.5 | 7.55 | 16 | 3.6 | 19 | 4.3 | 61t | 26-209 | 73.1 |
| 1988 | Boomer Esiason..... | 388 | 223 | 3572 | 57.5 | 9.21 | 28 | 7.2 | 14 | 3.6 | 86t | 30-245 | 97.4 |
| 1989 | Boomer Esiason..... | 455 | 258 | 3525 | 56.7 | 7.75 | 28 | 6.2 | 11 | 2.4 | 74t | 36-288 | 92.1 |
| 1990 | Boomer Esiason..... | 402 | 224 | 3031 | 55.7 | 7.54 | 24 | 6.0 | 22 | 5.5 | 53 | 31-198 | 77.0 |
| 1991 | Boomer Esiason..... | 413 | 233 | 2883 | 56.4 | 6.98 | 13 | 3.1 | 16 | 3.9 | 53 | 25-190 | 72.5 |
| 1992 | Boomer Esiason..... | 278 | 144 | 1407 | 51.8 | 5.06 | 11 | 4.0 | 15 | 5.4 | 38 | 19-150 | 57.0 |
| 1993 | David Klingler..... | 343 | 190 | 1935 | 55.4 | 5.64 | 6 | 1.7 | 9 | 2.6 | 51 | 40-202 | 66.6 |
| 1994 | Jeff Blake..... | 306 | 156 | 2154 | 51.0 | 7.04 | 14 | 4.6 | 9 | 2.9 | 76 | 19-120 | 76.9 |
| 1995 | Jeff Blake..... | 567 | 326 | 3822 | 57.5 | 6.74 | 28 | 4.9 | 17 | 3.0 | 88t | 24-152 | 82.1 |
| 1996 | Jeff Blake..... | 549 | 308 | 3624 | 56.1 | 6.60 | 24 | 4.4 | 14 | 2.6 | 61t | 44-278 | 80.3 |
| 1997 | Jeff Blake..... | 317 | 184 | 2125 | 58.0 | 6.70 | 8 | 2.5 | 7 | 2.2 | 50t | 39-244 | 77.6 |
| 1998 | Neil O'Donnell..... | 343 | 212 | 2216 | 61.8 | 6.46 | 15 | 4.4 | 4 | 1.2 | 76t | 30-217 | 90.2 |
| 1999 | Jeff Blake..... | 389 | 215 | 2670 | 55.3 | 6.86 | 16 | 4.1 | 12 | 3.1 | 76t | 30-168 | 77.6 |
| 2000 | Akili Smith..... | 267 | 118 | 1253 | 44.2 | 4.69 | 3 | 1.1 | 6 | 2.2 | 46 | 36-191 | 52.8 |
| 2001 | Jon Kitna..... | 581 | 313 | 3216 | 53.9 | 5.54 | 12 | 2.1 | 22 | 3.8 | 49 | 25-185 | 61.1 |
| 2002 | Jon Kitna..... | 473 | 294 | 3178 | 62.2 | 6.72 | 16 | 3.4 | 16 | 3.4 | 72t | 24-159 | 79.1 |
| 2003 | Jon Kitna..... | 520 | 324 | 3591 | 62.3 | 6.91 | 26 | 5.0 | 15 | 2.9 | 82t | 37-249 | 87.4 |
| 2004 | Carson Palmer..... | 432 | 263 | 2897 | 60.9 | 6.71 | 18 | 4.2 | 18 | 4.2 | 76t | 25-178 | 77.3 |
| 2005 | Carson Palmer..... | 509 | 345 | 3836 | 67.8 | 7.54 | 32 | 6.3 | 12 | 2.4 | 70t | 19-105 | 101.1 |
| 2006 | Carson Palmer..... | 520 | 324 | 4035 | 62.3 | 7.76 | 28 | 5.4 | 13 | 2.5 | 74t | 36-233 | 93.9 |
| 2007 | Carson Palmer..... | 575 | 373 | 4131 | 64.9 | 7.18 | 26 | 4.5 | 20 | 3.5 | 70t | 17-119 | 86.7 |
| 2008 | Ryan Fitzpatrick..... | 372 | 221 | 1905 | 59.4 | 5.12 | 8 | 2.2 | 9 | 2.4 | 79 | 38-193 | 70.0 |
| 2009 | Carson Palmer..... | 466 | 282 | 3094 | 60.5 | 6.64 | 21 | 4.5 | 13 | 2.8 | 73 | 26-213 | 83.6 |
| 2010 | Carson Palmer..... | 586 | 362 | 3970 | 61.8 | 6.77 | 26 | 4.4 | 20 | 3.4 | 78t | 26-201 | 82.4 |
| 2011 | Andy Dalton..... | 516 | 300 | 3398 | 58.1 | 6.59 | 20 | 3.9 | 13 | 2.5 | 84 | 24-160 | 80.4 |
| 2012 | Andy Dalton..... | 528 | 329 | 3669 | 62.3 | 6.95 | 27 | 5.1 | 16 | 3.0 | 59t | 46-229 | 87.4 |
| 2013 | Andy Dalton..... | 586 | 363 | 4293 | 61.9 | 7.33 | 33 | 5.6 | 20 | 3.4 | 82t | 29-182 | 88.8 |
| 2014 | Andy Dalton..... | 481 | 309 | 3398 | 64.2 | 7.06 | 19 | 4.0 | 17 | 3.5 | 81t | 21-124 | 83.5 |
| 2015 | Andy Dalton..... | 386 | 255 | 3250 | 66.1 | 8.42 | 25 | 6.5 | 7 | 1.8 | 80t | 20-118 | 106.3 |
| 2016 | Andy Dalton..... | 563 | 364 | 4206 | 64.7 | 7.47 | 18 | 3.2 | 8 | 1.4 | 86t | 41-264 | 91.8 |

| RUSHING | | | | | | |
|---------|-----------------------------|-----|------|-----|-----|----|
| YEAR | PLAYER | ATT | YDS | AVG | LG | TD |
| 1968 | Paul Robinson | 238 | 1023 | 4.3 | 87t | 8 |
| 1969 | Jess Phillips | 118 | 578 | 4.9 | 83 | 3 |
| 1970 | Jess Phillips | 163 | 648 | 4.0 | 76t | 4 |
| 1971 | Fred Willis | 135 | 590 | 4.4 | 36 | 7 |
| 1972 | Essex Johnson | 212 | 825 | 3.9 | 19 | 4 |
| 1973 | Essex Johnson | 195 | 997 | 5.1 | 46 | 4 |
| 1974 | Charlie Davis | 72 | 375 | 5.2 | 29 | 0 |
| 1975 | Boobie Clark | 167 | 594 | 3.6 | 17 | 4 |
| 1976 | Boobie Clark | 151 | 671 | 4.4 | 24 | 7 |
| 1977 | Pete Johnson | 153 | 585 | 3.8 | 65 | 4 |
| 1978 | Pete Johnson | 180 | 762 | 4.2 | 50t | 7 |
| 1979 | Pete Johnson | 243 | 865 | 3.6 | 35t | 14 |
| 1980 | Pete Johnson | 186 | 747 | 4.0 | 57t | 6 |
| 1981 | Pete Johnson | 274 | 1077 | 3.9 | 39t | 12 |
| 1982 | Pete Johnson | 156 | 622 | 4.0 | 21 | 7 |
| 1983 | Pete Johnson | 210 | 763 | 3.6 | 16t | 14 |
| 1984 | Larry Kinnebrew | 154 | 623 | 4.0 | 23 | 9 |
| 1985 | James Brooks | 192 | 929 | 4.8 | 39 | 7 |
| 1986 | James Brooks | 205 | 1087 | 5.3 | 56t | 5 |
| 1987 | Larry Kinnebrew | 145 | 570 | 3.9 | 52 | 8 |
| 1988 | Ickey Woods | 203 | 1066 | 5.3 | 56 | 15 |
| 1989 | James Brooks | 221 | 1239 | 5.6 | 65t | 7 |
| 1990 | James Brooks | 195 | 1004 | 5.1 | 56t | 5 |
| 1991 | Harold Green | 158 | 731 | 4.6 | 75t | 2 |
| 1992 | Harold Green | 265 | 1170 | 4.4 | 53 | 2 |
| 1993 | Harold Green | 215 | 589 | 2.7 | 25 | 0 |
| 1994 | Derrick Fenner | 141 | 468 | 3.3 | 21 | 1 |
| 1995 | Harold Green | 171 | 661 | 3.9 | 23t | 2 |
| 1996 | Garrison Hearst | 225 | 847 | 3.8 | 24 | 0 |
| 1997 | Corey Dillon | 233 | 1129 | 4.8 | 71t | 10 |
| 1998 | Corey Dillon | 262 | 1130 | 4.3 | 66 | 4 |
| 1999 | Corey Dillon | 263 | 1200 | 4.6 | 50 | 5 |
| 2000 | Corey Dillon | 315 | 1435 | 4.6 | 80t | 7 |
| 2001 | Corey Dillon | 340 | 1315 | 3.9 | 96t | 10 |
| 2002 | Corey Dillon | 314 | 1311 | 4.2 | 67t | 7 |
| 2003 | Rudi Johnson | 215 | 957 | 4.5 | 54 | 9 |
| 2004 | Rudi Johnson | 361 | 1454 | 4.0 | 52 | 12 |
| 2005 | Rudi Johnson | 337 | 1458 | 4.3 | 33 | 12 |
| 2006 | Rudi Johnson | 341 | 1309 | 3.8 | 22t | 12 |
| 2007 | Kenny Watson | 178 | 763 | 4.3 | 24 | 7 |
| 2008 | Cedric Benson | 214 | 747 | 3.5 | 46 | 2 |
| 2009 | Cedric Benson | 301 | 1251 | 4.2 | 42 | 6 |
| 2010 | Cedric Benson | 321 | 1111 | 3.5 | 26 | 7 |
| 2011 | Cedric Benson | 273 | 1067 | 3.9 | 42 | 6 |
| 2012 | BenJarvus Green-Ellis | 278 | 1094 | 3.9 | 48 | 6 |
| 2013 | BenJarvus Green-Ellis | 220 | 756 | 3.4 | 25 | 7 |
| 2014 | Jeremy Hill | 222 | 1124 | 5.1 | 85t | 9 |
| 2015 | Jeremy Hill | 223 | 794 | 3.6 | 38t | 11 |
| 2016 | Jeremy Hill | 222 | 839 | 3.8 | 74t | 9 |

| RECEPTIONS | | | | | | |
|------------|--------------------------|-----|------|------|-----|----|
| YEAR | PLAYER | REC | YDS | AVG | LG | TD |
| 1968 | Bob Trumpy..... | 37 | 639 | 17.3 | 80t | 3 |
| 1969 | Eric Crabtree..... | 40 | 855 | 21.4 | 73t | 7 |
| 1970 | Chip Myers..... | 32 | 542 | 16.9 | 56t | 1 |
| 1971 | Bob Trumpy..... | 40 | 531 | 13.3 | 44 | 3 |
| 1972 | Chip Myers..... | 57 | 792 | 13.9 | 42 | 3 |
| 1973 | Isaac Curtis..... | 45 | 843 | 18.7 | 77t | 9 |
| | Boobie Clark..... | 45 | 347 | 7.7 | 39 | 0 |
| 1974 | Chip Myers..... | 32 | 383 | 12.0 | 22 | 1 |
| 1975 | Isaac Curtis..... | 44 | 934 | 21.2 | 55 | 7 |
| 1976 | Isaac Curtis..... | 41 | 766 | 18.7 | 85t | 6 |
| 1977 | Billy Brooks..... | 39 | 772 | 19.8 | 94t | 4 |
| 1978 | Isaac Curtis..... | 47 | 737 | 15.7 | 57 | 3 |
| 1979 | Don Bass..... | 58 | 724 | 12.5 | 50 | 3 |
| 1980 | Dan Ross..... | 56 | 724 | 12.9 | 37 | 4 |
| 1981 | Dan Ross..... | 71 | 910 | 12.8 | 37 | 5 |
| 1982 | Cris Collinsworth..... | 49 | 700 | 14.3 | 50 | 1 |
| 1983 | Cris Collinsworth..... | 66 | 1130 | 17.1 | 63 | 5 |
| 1984 | Cris Collinsworth..... | 64 | 989 | 15.5 | 57t | 6 |
| 1985 | Cris Collinsworth..... | 65 | 1125 | 17.3 | 71 | 5 |
| 1986 | Cris Collinsworth..... | 62 | 1024 | 16.5 | 46t | 10 |
| 1987 | Eddie Brown..... | 44 | 608 | 13.8 | 47t | 3 |
| 1988 | Eddie Brown..... | 53 | 1273 | 24.0 | 86t | 9 |
| 1989 | Tim McGee..... | 65 | 1211 | 18.6 | 74t | 8 |
| 1990 | Eddie Brown..... | 44 | 706 | 16.0 | 50t | 9 |
| 1991 | Eddie Brown..... | 59 | 827 | 14.0 | 53 | 2 |
| 1992 | Harold Green..... | 41 | 214 | 5.2 | 19 | 0 |
| 1993 | Jeff Query..... | 56 | 654 | 11.7 | 51 | 4 |
| 1994 | Carl Pickens..... | 71 | 1127 | 15.9 | 70t | 11 |
| 1995 | Carl Pickens..... | 99 | 1234 | 12.5 | 68t | 17 |
| 1996 | Carl Pickens..... | 100 | 1180 | 11.8 | 61t | 12 |
| 1997 | Darnay Scott..... | 54 | 797 | 14.8 | 77t | 5 |
| 1998 | Carl Pickens..... | 82 | 1023 | 12.5 | 67t | 5 |
| 1999 | Darnay Scott..... | 68 | 1022 | 15.0 | 76t | 7 |
| 2000 | Peter Warrick..... | 51 | 592 | 11.6 | 46 | 4 |
| 2001 | Peter Warrick..... | 70 | 667 | 9.5 | 33 | 1 |
| 2002 | Chad Johnson..... | 69 | 1166 | 16.9 | 72t | 5 |
| 2003 | Chad Johnson..... | 90 | 1355 | 15.1 | 82t | 10 |
| 2004 | Chad Johnson..... | 95 | 1274 | 13.4 | 53t | 9 |
| 2005 | Chad Johnson..... | 97 | 1432 | 14.8 | 70t | 9 |
| 2006 | T.J. Houshmandzadeh..... | 90 | 1081 | 12.0 | 40t | 9 |
| 2007 | T.J. Houshmandzadeh..... | 112 | 1143 | 10.2 | 42t | 12 |
| 2008 | T.J. Houshmandzadeh..... | 92 | 904 | 9.8 | 46 | 4 |
| 2009 | Chad Johnson..... | 72 | 1047 | 14.5 | 50 | 9 |
| 2010 | Terrell Owens..... | 72 | 983 | 13.7 | 78t | 9 |
| 2011 | A.J. Green..... | 65 | 1057 | 16.3 | 58 | 7 |
| 2012 | A.J. Green..... | 97 | 1350 | 13.9 | 73t | 11 |
| 2013 | A.J. Green..... | 98 | 1426 | 14.6 | 82t | 11 |
| 2014 | A.J. Green..... | 69 | 1041 | 15.1 | 81t | 6 |
| 2015 | A.J. Green..... | 86 | 1297 | 15.1 | 80t | 10 |
| 2016 | A.J. Green..... | 66 | 964 | 14.6 | 54t | 4 |

| RECEIVING YARDS | | | | | | |
|-----------------|--------------------------|------|-----|------|-----|----|
| YEAR | PLAYER | YDS | REC | AVG | LG | TD |
| 1968 | Bob Trumpy..... | 639 | 37 | 17.3 | 80t | 3 |
| 1969 | Eric Crabtree..... | 855 | 40 | 21.4 | 73t | 7 |
| 1970 | Chip Myers..... | 542 | 32 | 16.9 | 56t | 1 |
| 1971 | Bob Trumpy..... | 531 | 40 | 13.3 | 44 | 3 |
| 1972 | Chip Myers..... | 792 | 57 | 13.9 | 42 | 3 |
| 1973 | Isaac Curtis..... | 843 | 45 | 18.7 | 77t | 9 |
| 1974 | Isaac Curtis..... | 633 | 30 | 21.1 | 77t | 10 |
| 1975 | Isaac Curtis..... | 934 | 44 | 21.2 | 55 | 7 |
| 1976 | Isaac Curtis..... | 766 | 41 | 18.7 | 85t | 6 |
| 1977 | Billy Brooks..... | 772 | 39 | 19.8 | 94t | 4 |
| 1978 | Isaac Curtis..... | 737 | 47 | 15.7 | 57 | 3 |
| 1979 | Don Bass..... | 724 | 58 | 12.5 | 50 | 3 |
| 1980 | Dan Ross..... | 724 | 56 | 12.9 | 37 | 4 |
| 1981 | Cris Collinsworth..... | 1009 | 67 | 15.1 | 74t | 8 |
| 1982 | Cris Collinsworth..... | 700 | 49 | 14.3 | 50 | 1 |
| 1983 | Cris Collinsworth..... | 1130 | 66 | 17.1 | 63 | 5 |
| 1984 | Cris Collinsworth..... | 989 | 64 | 15.5 | 57t | 6 |
| 1985 | Cris Collinsworth..... | 1125 | 65 | 17.3 | 71 | 5 |
| 1986 | Cris Collinsworth..... | 1024 | 62 | 16.5 | 46t | 10 |
| 1987 | Eddie Brown..... | 608 | 44 | 13.8 | 47t | 3 |
| 1988 | Eddie Brown..... | 1273 | 53 | 24.0 | 86t | 9 |
| 1989 | Tim McGee..... | 1211 | 65 | 18.6 | 74t | 8 |
| 1990 | Tim McGee..... | 737 | 43 | 17.1 | 52 | 1 |
| 1991 | Eddie Brown..... | 827 | 59 | 14.0 | 53 | 2 |
| 1992 | Tim McGee..... | 408 | 35 | 11.7 | 36 | 3 |
| 1993 | Jeff Query..... | 654 | 56 | 11.7 | 51 | 4 |
| 1994 | Carl Pickens..... | 1127 | 71 | 15.9 | 70t | 11 |
| 1995 | Carl Pickens..... | 1234 | 99 | 12.5 | 68t | 17 |
| 1996 | Carl Pickens..... | 1180 | 100 | 11.8 | 61t | 12 |
| 1997 | Darnay Scott..... | 797 | 54 | 14.8 | 77t | 5 |
| 1998 | Carl Pickens..... | 1023 | 82 | 12.5 | 67t | 5 |
| 1999 | Darnay Scott..... | 1022 | 68 | 15.0 | 76t | 7 |
| 2000 | Peter Warrick..... | 592 | 51 | 11.6 | 46 | 4 |
| 2001 | Darnay Scott..... | 819 | 57 | 14.4 | 49 | 2 |
| 2002 | Chad Johnson..... | 1166 | 69 | 16.9 | 72t | 5 |
| 2003 | Chad Johnson..... | 1355 | 90 | 15.1 | 82t | 10 |
| 2004 | Chad Johnson..... | 1274 | 95 | 13.4 | 53t | 9 |
| 2005 | Chad Johnson..... | 1432 | 97 | 14.8 | 70t | 9 |
| 2006 | Chad Johnson..... | 1369 | 87 | 15.7 | 74t | 7 |
| 2007 | Chad Johnson..... | 1440 | 93 | 15.5 | 70t | 8 |
| 2008 | T.J. Houshmandzadeh..... | 904 | 92 | 9.8 | 46 | 4 |
| 2009 | Chad Johnson..... | 1047 | 72 | 14.5 | 50 | 9 |
| 2010 | Terrell Owens..... | 983 | 72 | 13.7 | 78t | 9 |
| 2011 | A.J. Green..... | 1057 | 65 | 16.3 | 58 | 7 |
| 2012 | A.J. Green..... | 1350 | 97 | 13.9 | 73t | 11 |
| 2013 | A.J. Green..... | 1426 | 98 | 14.6 | 82t | 11 |
| 2014 | A.J. Green..... | 1041 | 69 | 15.1 | 81t | 6 |
| 2015 | A.J. Green..... | 1297 | 86 | 15.1 | 80t | 10 |
| 2016 | A.J. Green..... | 964 | 66 | 14.6 | 54t | 4 |

| PUNTING | | | | | | | | | |
|---------|-----------------|-----|------|------|------|----|-------|----|------|
| YEAR | PLAYER | NO | YDS | AVG | NET | TB | IN-20 | LG | BLK. |
| 1968 | Dale Livingston | 70 | 3036 | 43.4 | — | 2 | — | 66 | 0 |
| 1969 | Dale Livingston | 70 | 2769 | 39.6 | — | 5 | — | 55 | 1 |
| 1970 | Dave Lewis | 79 | 3651 | 46.2 | — | 9 | — | 63 | 0 |
| 1971 | Dave Lewis | 72 | 3229 | 44.8 | — | 8 | — | 56 | 0 |
| 1972 | Dave Lewis | 66 | 2777 | 42.1 | — | 6 | — | 60 | 0 |
| 1973 | Dave Lewis | 68 | 2790 | 41.0 | — | 4 | — | 60 | 0 |
| 1974 | Dave Green | 66 | 2701 | 40.9 | — | 10 | — | 53 | 0 |
| 1975 | Dave Green | 68 | 2655 | 39.0 | — | 6 | — | 57 | 1 |
| 1976 | Pat McNally | 76 | 2999 | 39.5 | — | 6 | — | 61 | 0 |
| 1977 | Pat McNally | 67 | 2802 | 41.8 | — | 3 | — | 67 | 1 |
| 1978 | Pat McNally | 91 | 3919 | 43.1 | — | 10 | — | 65 | 0 |
| 1979 | Pat McNally | 89 | 3678 | 41.3 | — | 12 | — | 61 | 2 |
| 1980 | Pat McNally | 83 | 3390 | 40.8 | — | 12 | — | 61 | 2 |
| 1981 | Pat McNally | 72 | 3272 | 45.4 | — | 11 | — | 62 | 1 |
| 1982 | Pat McNally | 31 | 1201 | 38.7 | — | 4 | — | 53 | 0 |
| 1983 | Pat McNally | 67 | 2804 | 41.9 | — | 9 | 13 | 60 | 2 |
| 1984 | Pat McNally | 67 | 2832 | 42.3 | — | 8 | 19 | 61 | 0 |
| 1985 | Pat McNally | 57 | 2410 | 42.3 | — | 7 | 8 | 64 | 1 |
| 1986 | Jeff Hayes | 56 | 1965 | 35.1 | — | 3 | 11 | 52 | 2 |
| 1987 | Scott Fulhage | 52 | 2168 | 41.7 | — | 5 | 10 | 58 | 0 |
| 1988 | Scott Fulhage | 44 | 1672 | 38.0 | — | 5 | 13 | 53 | 2 |
| 1989 | Lee Johnson | 61 | 2446 | 40.1 | 30.2 | 11 | 14 | 62 | 2 |
| 1990 | Lee Johnson | 64 | 2705 | 42.3 | 34.3 | 8 | 12 | 70 | 0 |
| 1991 | Lee Johnson | 64 | 2795 | 43.7 | 34.7 | 6 | 15 | 62 | 0 |
| 1992 | Lee Johnson | 76 | 3196 | 42.1 | 35.9 | 9 | 15 | 64 | 0 |
| 1993 | Lee Johnson | 90 | 3954 | 43.9 | 36.6 | 12 | 24 | 60 | 0 |
| 1994 | Lee Johnson | 79 | 3461 | 43.8 | 35.3 | 9 | 19 | 64 | 1 |
| 1995 | Lee Johnson | 68 | 2861 | 42.1 | 38.6 | 4 | 26 | 61 | 0 |
| 1996 | Lee Johnson | 80 | 3630 | 45.4 | 34.4 | 17 | 16 | 67 | 1 |
| 1997 | Lee Johnson | 81 | 3471 | 42.9 | 35.9 | 8 | 27 | 66 | 0 |
| 1998 | Lee Johnson | 69 | 3083 | 44.7 | 35.6 | 8 | 14 | 69 | 1 |
| 1999 | Will Brice | 60 | 2475 | 41.3 | 32.1 | 4 | 12 | 72 | 2 |
| 2000 | Daniel Pope | 94 | 3775 | 40.2 | 33.1 | 14 | 18 | 57 | 0 |
| 2001 | Nick Harris | 84 | 3372 | 40.1 | 33.9 | 6 | 21 | 57 | 1 |
| 2002 | Nick Harris | 65 | 2608 | 40.1 | 31.4 | 4 | 11 | 57 | 1 |
| 2003 | Kyle Richardson | 49 | 1961 | 40.0 | 33.5 | 5 | 9 | 58 | 0 |
| 2004 | Kyle Larson | 83 | 3499 | 42.2 | 35.5 | 7 | 21 | 66 | 1 |
| 2005 | Kyle Larson | 60 | 2591 | 43.2 | 35.6 | 8 | 13 | 75 | 1 |
| 2006 | Kyle Larson | 77 | 3428 | 44.5 | 38.6 | 11 | 26 | 67 | 0 |
| 2007 | Kyle Larson | 59 | 2437 | 41.3 | 35.2 | 3 | 21 | 55 | 0 |
| 2008 | Kyle Larson | 100 | 3945 | 39.5 | 34.1 | 3 | 28 | 57 | 1 |
| 2009 | Kevin Huber | 86 | 3713 | 43.2 | 36.3 | 10 | 24 | 61 | 0 |
| 2010 | Kevin Huber | 71 | 2992 | 42.1 | 38.2 | 6 | 28 | 72 | 1 |
| 2011 | Kevin Huber | 91 | 4023 | 44.2 | 39.2 | 9 | 24 | 71 | 0 |
| 2012 | Kevin Huber | 76 | 3540 | 46.6 | 42.0 | 7 | 33 | 69 | 0 |
| 2013 | Kevin Huber | 66 | 2982 | 45.2 | 40.5 | 4 | 24 | 75 | 0 |
| 2014 | Kevin Huber | 73 | 3419 | 46.8 | 42.1 | 6 | 27 | 69 | 0 |
| 2015 | Kevin Huber | 68 | 3116 | 45.8 | 40.5 | 6 | 22 | 67 | 1 |
| 2016 | Kevin Huber | 78 | 3613 | 46.3 | 39.5 | 8 | 23 | 72 | 0 |

| PUNT RETURNS | | | | | | | |
|--------------|---------------------|----|----|-----|------|-----|----|
| YEAR | PLAYER | NO | FC | YDS | AVG | LG | TD |
| 1968 | Essex Johnson | 22 | 2 | 111 | 5.0 | 45 | 0 |
| 1969 | Essex Johnson | 17 | 6 | 85 | 5.0 | 17 | 0 |
| 1970 | Lemar Parrish | 23 | 15 | 194 | 8.4 | 79t | 1 |
| 1971 | Lemar Parrish | 12 | 9 | 93 | 7.8 | 47 | 0 |
| 1972 | Tommy Casanova | 30 | 19 | 289 | 9.6 | 66t | 1 |
| 1973 | Lemar Parrish | 25 | 1 | 200 | 8.0 | 47 | 0 |
| 1974 | Lemar Parrish | 18 | 1 | 338 | 18.8 | 90t | 2 |
| 1975 | Lyle Blackwood | 23 | 0 | 123 | 5.3 | 31 | 0 |
| 1976 | Willie Shelby | 21 | 4 | 162 | 7.7 | 30 | 0 |
| 1977 | Tony Davis | 19 | 6 | 220 | 11.6 | 70 | 0 |
| 1978 | Tony Davis | 22 | 8 | 130 | 5.9 | 12 | 0 |
| 1979 | Vaughn Lusby | 32 | 4 | 260 | 8.1 | 40 | 0 |
| 1980 | Cleotha Montgomery | 31 | 7 | 223 | 7.2 | 42 | 0 |
| 1981 | Mike Fuller | 23 | 13 | 177 | 7.7 | 34 | 0 |
| 1982 | Mike Fuller | 17 | 8 | 95 | 5.6 | 13 | 0 |
| 1983 | Mike Martin | 23 | 3 | 227 | 9.9 | 19 | 0 |
| 1984 | Mike Martin | 24 | 5 | 376 | 15.7 | 55 | 0 |
| 1985 | Mike Martin | 32 | 8 | 268 | 8.4 | 26 | 0 |
| 1986 | Ray Horton | 11 | 3 | 111 | 10.1 | 25 | 0 |
| 1987 | Mike Martin | 28 | 5 | 277 | 9.9 | 21 | 0 |
| 1988 | Ira Hillary | 17 | 5 | 166 | 9.8 | 20 | 0 |
| 1989 | Mike Martin | 15 | 4 | 107 | 7.1 | 17 | 0 |
| 1990 | Mitchell Price | 29 | 14 | 251 | 8.7 | 66t | 1 |
| 1991 | Mitchell Price | 14 | 6 | 203 | 14.5 | 78t | 1 |
| 1992 | Carl Pickens | 18 | 9 | 229 | 12.7 | 95t | 1 |
| 1993 | Patrick Robinson | 43 | 6 | 305 | 7.1 | 36 | 0 |
| 1994 | Corey Sawyer | 26 | 16 | 307 | 11.8 | 82t | 1 |
| 1995 | Eric Bieniemy | 7 | 1 | 47 | 6.7 | 10 | 0 |
| 1996 | Corey Sawyer | 15 | 5 | 117 | 7.8 | 62 | 0 |
| 1997 | Greg Myers | 26 | 19 | 201 | 7.7 | 18 | 0 |
| 1998 | Damon Gibson | 27 | 19 | 218 | 8.1 | 65t | 1 |
| 1999 | Damon Griffin | 23 | 3 | 195 | 8.5 | 34 | 0 |
| 2000 | Craig Yeast | 34 | 14 | 225 | 6.6 | 27 | 0 |
| 2001 | T.J. Houshmandzadeh | 12 | 5 | 163 | 13.6 | 86 | 0 |
| 2002 | T.J. Houshmandzadeh | 24 | 4 | 117 | 4.9 | 34 | 0 |
| 2003 | Peter Warrick | 25 | 8 | 273 | 10.9 | 68t | 1 |
| 2004 | Keiwan Ratliff | 17 | 5 | 207 | 12.2 | 49 | 0 |
| 2005 | Keiwan Ratliff | 28 | 14 | 157 | 5.6 | 13 | 0 |
| 2006 | Keiwan Ratliff | 27 | 9 | 176 | 6.5 | 38 | 0 |
| 2007 | Antonio Chatman | 18 | 8 | 93 | 5.2 | 19 | 0 |
| 2008 | Antonio Chatman | 21 | 5 | 158 | 7.5 | 34 | 0 |
| 2009 | Quan Cosby | 40 | 19 | 474 | 11.9 | 60 | 0 |
| 2010 | Quan Cosby | 30 | 21 | 225 | 7.5 | 20 | 0 |
| 2011 | Brandon Tate | 51 | 17 | 543 | 10.6 | 56t | 1 |
| 2012 | Adam Jones | 26 | 0 | 301 | 11.6 | 81t | 1 |
| 2013 | Brandon Tate | 36 | 16 | 336 | 9.3 | 43 | 0 |
| 2014 | Adam Jones | 22 | 1 | 265 | 12.0 | 47 | 0 |
| 2015 | Brandon Tate | 27 | 11 | 171 | 6.3 | 18 | 0 |
| 2016 | Alex Erickson | 28 | 19 | 195 | 7.0 | 24 | 0 |

| KICKOFF RETURNS | | | | | | |
|-----------------|--------------------------|----|------|------|------|----|
| YEAR | PLAYER | NO | YDS | AVG | LG | TD |
| 1968 | Warren McVea | 14 | 310 | 22.1 | 30 | 0 |
| 1969 | Ken Riley | 14 | 334 | 23.9 | 40 | 0 |
| 1970 | Lemar Parrish | 16 | 482 | 30.1 | 95t | 1 |
| 1971 | Paul Robinson | 18 | 335 | 18.6 | 37 | 0 |
| 1972 | Bernard Jackson | 21 | 509 | 24.2 | 62 | 0 |
| 1973 | Bernard Jackson | 21 | 520 | 24.8 | 41 | 0 |
| 1974 | Bernard Jackson | 29 | 682 | 23.5 | 45 | 0 |
| 1975 | Bernard Jackson | 25 | 587 | 23.5 | 39 | 0 |
| 1976 | Willie Shelby | 30 | 761 | 25.4 | 97t | 1 |
| 1977 | Willie Shelby | 19 | 403 | 21.2 | 38 | 0 |
| 1978 | Ray Griffin | 37 | 787 | 21.3 | 39 | 0 |
| 1979 | Deacon Turner | 55 | 1149 | 20.9 | 36 | 0 |
| 1980 | Cleotha Montgomery | 44 | 843 | 19.2 | 40 | 0 |
| 1981 | David Verser | 29 | 691 | 23.8 | 78 | 0 |
| 1982 | Rodney Tate | 14 | 314 | 22.4 | 55 | 0 |
| 1983 | John Simmons | 14 | 317 | 22.6 | 36 | 0 |
| 1984 | Stanford Jennings | 22 | 452 | 20.5 | 46 | 0 |
| 1985 | Mike Martin | 48 | 1104 | 23.0 | 45 | 0 |
| 1986 | Tim McGee | 43 | 1007 | 23.4 | 94 | 0 |
| 1987 | Barney Bussey | 21 | 406 | 19.3 | 34 | 0 |
| 1988 | Stanford Jennings | 32 | 684 | 21.4 | 98t | 1 |
| 1989 | Stanford Jennings | 26 | 525 | 20.2 | 33 | 0 |
| 1990 | Stanford Jennings | 29 | 584 | 20.1 | 33 | 0 |
| 1991 | Eric Ball | 13 | 262 | 20.2 | 24 | 0 |
| 1992 | Eric Ball | 20 | 411 | 20.6 | 48 | 0 |
| 1993 | Eric Ball | 23 | 501 | 21.8 | 45 | 0 |
| 1994 | Eric Ball | 42 | 915 | 21.8 | 43 | 0 |
| 1995 | David Dunn | 50 | 1092 | 21.8 | 45 | 0 |
| 1996 | David Dunn | 35 | 782 | 22.3 | 90t | 1 |
| 1997 | Eric Bieniemy | 34 | 789 | 23.2 | 102t | 1 |
| 1998 | Tremain Mack | 45 | 1165 | 25.9 | 97t | 1 |
| 1999 | Tremain Mack | 51 | 1382 | 27.1 | 99t | 1 |
| 2000 | Tremain Mack | 50 | 1036 | 20.7 | 50 | 0 |
| 2001 | Curtis Keaton | 42 | 891 | 21.2 | 64 | 0 |
| 2002 | Brandon Bennett | 49 | 1231 | 25.1 | 94t | 1 |
| 2003 | Brandon Bennett | 53 | 1146 | 21.6 | 46 | 0 |
| 2004 | Cliff Russell | 39 | 872 | 22.4 | 40 | 0 |
| 2005 | Tab Perry | 64 | 1562 | 24.4 | 94 | 0 |
| 2006 | Chris Perry | 21 | 412 | 19.6 | 36 | 0 |
| 2007 | Glenn Holt | 59 | 1432 | 24.3 | 100t | 1 |
| 2008 | Glenn Holt | 46 | 1110 | 24.1 | 60 | 0 |
| 2009 | Andre Caldwell | 29 | 539 | 18.6 | 39 | 0 |
| 2010 | Bernard Scott | 56 | 1257 | 22.4 | 60 | 0 |
| 2011 | Brandon Tate | 42 | 998 | 23.8 | 45 | 0 |
| 2012 | Brandon Tate | 32 | 795 | 24.8 | 45 | 0 |
| 2013 | Brandon Tate | 35 | 914 | 26.1 | 71 | 0 |
| 2014 | Adam Jones | 27 | 844 | 31.3 | 97 | 0 |
| 2015 | Brandon Tate | 18 | 413 | 22.9 | 58 | 0 |
| 2016 | Alex Erickson | 29 | 810 | 27.9 | 84 | 0 |

FIELD GOALS

| YEAR PLAYER | 1-19 | 20-29 | 30-39 | 40-49 | 50+ | TOT |
|----------------------|------|-------|-------|-------|-----|-------|
| 1968 Dale Livingston | 4-6 | 5-7 | 3-6 | 1-6 | 0-1 | 13-26 |
| 1969 Horst Muhlmann | 6-6 | 5-5 | 3-4 | 1-3 | 1-6 | 16-24 |
| 1970 Horst Muhlmann | 4-4 | 5-7 | 9-11 | 3-9 | 4-6 | 25-37 |
| 1971 Horst Muhlmann | 6-6 | 5-8 | 4-9 | 4-10 | 1-3 | 20-36 |
| 1972 Horst Muhlmann | 6-7 | 6-10 | 9-12 | 5-8 | 1-3 | 27-40 |
| 1973 Horst Muhlmann | 5-5 | 6-7 | 5-9 | 4-6 | 1-4 | 21-31 |
| 1974 Horst Muhlmann | 1-1 | 2-2 | 5-9 | 3-6 | 0-0 | 11-18 |
| 1975 Dave Green | 1-1 | 5-8 | 1-7 | 3-5 | 0-0 | 10-21 |
| 1976 Chris Bahr | 1-1 | 6-8 | 2-4 | 3-8 | 2-6 | 14-27 |
| 1977 Chris Bahr | 1-1 | 10-11 | 4-8 | 4-6 | 0-1 | 19-27 |
| 1978 Chris Bahr | 0-0 | 5-7 | 4-8 | 6-12 | 1-3 | 16-30 |
| 1979 Chris Bahr | 0-0 | 4-6 | 3-7 | 4-8 | 2-2 | 13-23 |
| 1980 Ian Sunter | 0-0 | 7-7 | 3-7 | 1-5 | 0-1 | 11-20 |
| 1981 Jim Breech | 0-0 | 9-11 | 7-9 | 5-11 | 1-1 | 22-32 |
| 1982 Jim Breech | 2-2 | 3-3 | 5-6 | 3-5 | 1-2 | 14-18 |
| 1983 Jim Breech | 2-2 | 7-7 | 5-7 | 2-5 | 0-2 | 16-23 |
| 1984 Jim Breech | 0-0 | 9-10 | 10-12 | 3-4 | 0-5 | 22-31 |
| 1985 Jim Breech | 0-0 | 7-8 | 12-13 | 4-6 | 1-6 | 24-33 |
| 1986 Jim Breech | 1-2 | 4-5 | 5-7 | 5-14 | 2-4 | 17-32 |
| 1987 Jim Breech | 0-0 | 6-7 | 12-12 | 6-11 | 0-0 | 24-30 |
| 1988 Jim Breech | 1-1 | 5-5 | 3-4 | 2-5 | 0-1 | 11-16 |
| 1989 Jim Breech | 0-0 | 9-9 | 3-4 | 0-1 | 0-0 | 12-14 |
| 1990 Jim Breech | 0-0 | 6-6 | 5-6 | 6-9 | 0-0 | 17-21 |
| 1991 Jim Breech | 0-0 | 9-10 | 8-10 | 5-6 | 1-3 | 23-29 |
| 1992 Jim Breech | 0-0 | 8-8 | 7-7 | 4-11 | 0-1 | 19-27 |
| 1993 Doug Pelfrey | 0-0 | 8-8 | 6-10 | 8-10 | 2-3 | 24-31 |
| 1994 Doug Pelfrey | 1-1 | 8-8 | 8-10 | 9-10 | 2-4 | 28-33 |
| 1995 Doug Pelfrey | 0-0 | 8-9 | 10-11 | 10-14 | 1-2 | 29-36 |
| 1996 Doug Pelfrey | 1-1 | 7-7 | 10-11 | 5-9 | 0-0 | 23-28 |
| 1997 Doug Pelfrey | 0-0 | 4-4 | 3-3 | 5-7 | 0-2 | 12-16 |
| 1998 Doug Pelfrey | 1-1 | 4-4 | 6-7 | 6-10 | 2-5 | 19-27 |
| 1999 Doug Pelfrey | 1-1 | 9-11 | 7-12 | 0-2 | 1-1 | 18-27 |
| 2000 Neil Rackers | 0-0 | 5-5 | 5-9 | 2-7 | 0-0 | 12-21 |
| 2001 Neil Rackers | 0-0 | 4-6 | 8-11 | 4-9 | 1-2 | 17-28 |
| 2002 Neil Rackers | 2-2 | 5-5 | 3-3 | 3-5 | 2-3 | 15-18 |
| 2003 Shayne Graham | 0-0 | 5-5 | 10-10 | 7-8 | 0-2 | 22-25 |
| 2004 Shayne Graham | 0-0 | 7-7 | 10-12 | 7-8 | 3-4 | 27-31 |
| 2005 Shayne Graham | 0-0 | 11-11 | 10-11 | 7-9 | 0-1 | 28-32 |
| 2006 Shayne Graham | 0-0 | 9-9 | 8-9 | 6-8 | 2-4 | 25-30 |
| 2007 Shayne Graham | 1-1 | 11-12 | 13-13 | 6-7 | 0-1 | 31-34 |
| 2008 Shayne Graham | 1-1 | 5-5 | 6-7 | 9-11 | 0-0 | 21-24 |
| 2009 Shayne Graham | 0-0 | 10-11 | 8-10 | 3-3 | 2-4 | 23-28 |
| 2010 Mike Nugent | 0-0 | 5-5 | 7-7 | 1-3 | 2-4 | 15-19 |
| 2011 Mike Nugent | 0-0 | 14-14 | 5-8 | 14-16 | 0-0 | 33-38 |
| 2012 Mike Nugent | 2-2 | 5-5 | 5-5 | 6-9 | 1-2 | 19-23 |
| 2013 Mike Nugent | 0-0 | 2-2 | 6-7 | 7-9 | 3-4 | 18-22 |
| 2014 Mike Nugent | 0-0 | 6-6 | 10-12 | 10-12 | 0-3 | 26-33 |
| 2015 Mike Nugent | 0-0 | 6-6 | 5-6 | 10-13 | 2-3 | 23-28 |
| 2016 Mike Nugent | 0-0 | 9-9 | 9-10 | 5-7 | 0-3 | 23-29 |

INTERCEPTIONS

| YEAR PLAYER | NO | YDS | AVG | LG | TD |
|-----------------------|----|-----|------|------|----|
| 1968 Jess Phillips | 3 | 26 | 8.7 | 23 | 0 |
| 1969 Fletcher Smith | 4 | 67 | 16.8 | 29 | 0 |
| Bobby Hunt | 4 | 66 | 16.5 | 27 | 0 |
| Ken Riley | 4 | 66 | 16.5 | 66 | 0 |
| Bill Peterson | 4 | 23 | 5.8 | 17 | 0 |
| 1970 Lemar Parrish | 5 | 28 | 5.6 | 19 | 0 |
| 1971 Lemar Parrish | 7 | 105 | 15.0 | 65t | 1 |
| 1972 Tommy Casanova | 5 | 108 | 21.6 | 33 | 0 |
| Lemar Parrish | 5 | 90 | 18.0 | 33t | 2 |
| 1973 Tommy Casanova | 4 | 33 | 8.3 | 16 | 0 |
| 1974 Ken Riley | 5 | 33 | 6.6 | 19 | 0 |
| 1975 Ken Riley | 6 | 76 | 12.7 | 30t | 1 |
| 1976 Ken Riley | 9 | 141 | 15.7 | 53t | 1 |
| 1977 Lemar Parrish | 3 | 95 | 31.7 | 47t | 1 |
| Reggie Williams | 3 | 67 | 22.3 | 54t | 1 |
| 1978 Dick Jauron | 4 | 52 | 13.0 | 24t | 1 |
| 1979 Dick Jauron | 6 | 41 | 6.8 | 12 | 0 |
| 1980 Louis Breedon | 7 | 91 | 13.0 | 29 | 0 |
| 1981 Ken Riley | 5 | 6 | 1.2 | 6 | 0 |
| 1982 Ken Riley | 5 | 88 | 17.6 | 56t | 1 |
| 1983 Ken Riley | 8 | 89 | 11.1 | 42t | 2 |
| 1984 Louis Breedon | 4 | 96 | 24.0 | 70 | 0 |
| Robert Jackson | 4 | 32 | 8.0 | 28t | 1 |
| Bobby Kemp | 4 | 27 | 6.8 | 14 | 0 |
| 1985 James Griffin | 7 | 116 | 16.6 | 33 | 1 |
| 1986 Louis Breedon | 7 | 72 | 10.3 | 36t | 1 |
| 1987 Robert Jackson | 3 | 49 | 16.3 | 29 | 0 |
| David Fulcher | 3 | 30 | 10.0 | 28 | 0 |
| 1988 Eric Thomas | 7 | 61 | 8.7 | 37 | 0 |
| 1989 David Fulcher | 8 | 87 | 10.9 | 22 | 0 |
| 1990 Barney Bussey | 4 | 37 | 9.3 | 18 | 0 |
| David Fulcher | 4 | 20 | 5.0 | 18 | 0 |
| 1991 David Fulcher | 4 | 51 | 12.8 | 27t | 1 |
| 1992 Darryl Williams | 4 | 65 | 16.3 | 30 | 0 |
| 1993 Mike Brim | 3 | 74 | 24.7 | 30 | 1 |
| 1994 Louis Oliver | 3 | 36 | 12.0 | 19 | 0 |
| 1995 Bracey Walker | 4 | 56 | 14.0 | 23 | 0 |
| 1996 Ashley Ambrose | 8 | 63 | 7.9 | 31t | 1 |
| 1997 Corey Sawyer | 4 | 44 | 11.0 | 37 | 0 |
| Sam Shade | 3 | 33 | 11.0 | 32 | 0 |
| Artrell Hawkins | 3 | 21 | 7.0 | 12 | 0 |
| 1999 Rodney Heath | 3 | 72 | 24.0 | 58t | 1 |
| 2000 Tom Carter | 2 | 40 | 20.0 | 30 | 0 |
| Takeo Spikes | 2 | 12 | 6.0 | 7 | 0 |
| 2001 Kevin Kaesviharn | 3 | 41 | 13.7 | 29 | 0 |
| Artrell Hawkins | 3 | 26 | 8.7 | 22 | 0 |
| 2002 Artrell Hawkins | 2 | 102 | 51.0 | 102t | 1 |
| Kevin Kaesviharn | 2 | 17 | 8.5 | 17 | 0 |
| 2003 Tory James | 4 | 56 | 14.0 | 31 | 0 |
| 2004 Tory James | 8 | 66 | 8.3 | 23 | 0 |
| 2005 Deltha O'Neal | 10 | 103 | 10.3 | 37 | 0 |
| 2006 Kevin Kaesviharn | 6 | 24 | 4.0 | 22 | 0 |
| 2007 Leon Hall | 5 | 16 | 3.2 | 12 | 0 |
| 2008 Leon Hall | 3 | 87 | 29.0 | 50t | 1 |
| 2009 Johnathan Joseph | 6 | 92 | 15.3 | 32 | 1 |
| Leon Hall | 6 | 47 | 7.8 | 26 | 0 |
| 2010 Leon Hall | 4 | 19 | 4.8 | 22 | 0 |
| 2011 Reggie Nelson | 4 | 115 | 28.8 | 75t | 1 |
| 2012 Chris Crocker | 3 | 52 | 17.3 | 29 | 0 |
| Reggie Nelson | 3 | 10 | 3.3 | 10 | 0 |
| 2013 Adam Jones | 3 | 60 | 20.0 | 60t | 1 |
| Dre Kirkpatrick | 3 | 21 | 7.0 | 21t | 1 |
| 2014 Reggie Nelson | 4 | 30 | 7.5 | 31 | 0 |
| 2015 Reggie Nelson | 8 | 115 | 14.4 | 37 | 0 |
| 2016 George Iloka | 3 | 21 | 7.0 | 21 | 0 |
| Dre Kirkpatrick | 3 | 21 | 7.0 | 21 | 0 |
| Shawn Williams | 3 | 14 | 4.7 | 13 | 0 |

SACKS

| YEAR PLAYER | SKS | YDS |
|-----------------------|------|------|
| 1976 Coy Bacon | 22 | 217 |
| 1977 Gary Burley | 8.5 | 71.5 |
| 1978 Ross Browner | 6.5 | 73.5 |
| 1979 Ross Browner | 6 | 36.5 |
| 1980 Eddie Edwards | 12 | 105 |
| 1981 Reggie Williams | 11 | 90 |
| 1982 Eddie Edwards | 6 | 53 |
| 1983 Eddie Edwards | 13 | 94.5 |
| 1984 Eddie Edwards | 9 | 68 |
| Reggie Williams | 9 | 55 |
| 1985 Ross Browner | 9 | 69 |
| 1986 Emmanuel King | 9 | 88 |
| 1987 Reggie Williams | 6 | 45 |
| 1988 Jim Skow | 9.5 | 86.5 |
| 1989 Jason Buck | 6 | 46 |
| 1990 James Francis | 8 | 65 |
| 1991 Tim Krumie | 4 | 26 |
| 1992 Alfred Williams | 10 | 70 |
| 1993 Daniel Stubbs | 5 | 31 |
| 1994 Alfred Williams | 9.5 | 62 |
| 1995 John Copeland | 9 | 61 |
| 1996 Dan Wilkinson | 6.5 | 51.5 |
| 1997 Gerald Dixon | 8.5 | 55.5 |
| 1998 Reinard Wilson | 6 | 39.5 |
| 1999 Michael Bankston | 6 | 30 |
| 2000 Steve Foley | 4 | 16 |
| Oliver Gibson | 4 | 17 |
| Cory Hall | 4 | 32 |
| 2001 Reinard Wilson | 9 | 47.5 |
| 2002 Justin Smith | 6.5 | 56 |
| 2003 Duane Clemons | 6 | 46 |
| John Thornton | 6 | 42 |
| 2004 Justin Smith | 8 | 70.5 |
| 2005 Justin Smith | 6 | 24 |
| 2006 Robert Geathers | 10.5 | 62.5 |
| 2007 Robert Geathers | 3.5 | 26 |
| 2008 Chinedum Ndukwe | 3 | 25 |
| Antwan Odom | 3 | 28 |
| John Thornton | 3 | 25 |
| 2009 Antwan Odom | 8 | 51 |
| 2010 Carlos Dunlap | 9.5 | 77.5 |
| 2011 Geno Atkins | 7.5 | 37.5 |
| 2012 Geno Atkins | 12.5 | 90 |
| 2013 Carlos Dunlap | 7.5 | 40.5 |
| Wallace Gilberry | 7.5 | 56.5 |
| 2014 Carlos Dunlap | 8 | 49.5 |
| 2015 Carlos Dunlap | 13.5 | 91.5 |
| 2016 Geno Atkins | 9 | 63 |

ALL-TIME INDIVIDUAL STATISTICS

ALL-TIME SCORING

Order based on total points. Updated through 2016 season.

Players active with Bengals as of June 22, 2017 are listed in bold.

| NAME, POS., YEARS | TD-R | TD-P | TD-PR | TD-KR | TD-INT | TD-FR* | PAT* | 2-PT CON. | FG | S | PTS |
|---|-----------|-----------|----------|----------|----------|----------|----------|-----------|----------|----------|------------|
| Jim Breech, K 1980-92..... | 0 | 0 | 0 | 0 | 0 | 0 | 476 | 0 | 225 | 0 | 1151 |
| Shayne Graham, K 2003-09..... | 0 | 0 | 0 | 0 | 0 | 0 | 248 | 0 | 177 | 0 | 779 |
| Mike Nugent, K 2010-16..... | 0 | 0 | 0 | 0 | 0 | 0 | 247 | 0 | 157 | 0 | 718 |
| Doug Pelfrey, K 1993-99..... | 0 | 0 | 0 | 0 | 0 | 0 | 201 | 0 | 153 | 0 | 660 |
| Horst Muhlmann, K 1969-74..... | 0 | 0 | 0 | 0 | 0 | 0 | 189 | 0 | 120 | 0 | 549 |
| Pete Johnson, RB 1977-83..... | 64 | 6 | 0 | 0 | 0 | 0 | — | 0 | — | 0 | 420 |
| Chad Johnson, WR 2001-10..... | 0 | 66 | 0 | 0 | 0 | 0 | — | 0 | — | 0 | 396 |
| Carl Pickens, WR/PR 1992-99..... | 0 | 63 | 1 | 0 | 0 | 0 | — | 2 | — | 0 | 388 |
| James Brooks, RB 1984-91..... | 37 | 27 | 0 | 0 | 0 | 0 | — | 0 | — | 0 | 384 |
| Isaac Curtis, WR 1973-84..... | 0 | 53 | 0 | 0 | 0 | 0 | — | 0 | — | 0 | 318 |
| Chris Bahr, K 1976-79..... | 0 | 0 | 0 | 0 | 0 | 0 | 130 | 0 | 62 | 0 | 316 |
| Corey Dillon, RB 1997-2003..... | 45 | 5 | 0 | 0 | 0 | 0 | — | 0 | — | 0 | 300 |
| Rudi Johnson, RB 2001-07..... | 48 | 1 | 0 | 0 | 0 | 0 | — | 1 | — | 0 | 296 |
| A.J. Green, WR 2011-16..... | 0 | 49 | 0 | 0 | 0 | 0 | — | 0 | — | 0 | 294 |
| Eddie Brown, WR 1985-91..... | 0 | 41 | 0 | 0 | 0 | 0 | — | 0 | — | 0 | 246 |
| Larry Kinnebrew, RB 1983-87..... | 37 | 3 | 0 | 0 | 0 | 0 | — | 0 | — | 0 | 240 |
| T.J. Houshmandzadeh, WR/PR 2001-08..... | 1 | 37 | 0 | 0 | 0 | 0 | — | 0 | — | 0 | 228 |
| Cris Collinsworth, WR 1981-88..... | 0 | 36 | 0 | 0 | 0 | 0 | — | 0 | — | 0 | 216 |
| Darnay Scott, WR 1994-2001..... | 0 | 36 | 0 | 0 | 0 | 0 | — | 0 | — | 0 | 216 |
| Bob Trumpy, TE/WR 1968-77..... | 0 | 35 | 0 | 0 | 0 | 0 | — | 0 | — | 0 | 210 |
| Neil Rackers, K 2000-02..... | 0 | 0 | 0 | 0 | 0 | 0 | 74 | 0 | 44 | 0 | 206 |
| Rodney Holman, TE 1982-92..... | 0 | 34 | 0 | 0 | 0 | 0 | — | 0 | — | 0 | 204 |
| Jeremy Hill, RB 2014-16..... | 29 | 1 | 0 | 0 | 0 | 0 | — | 1 | — | 0 | 182 |
| Essex Johnson, RB 1968-75..... | 18 | 11 | 0 | 0 | 0 | 0 | — | 0 | — | 0 | 174 |
| Boobie Clark, FB 1973-78..... | 25 | 2 | 0 | 0 | 0 | 0 | — | 0 | — | 0 | 162 |
| Ickey Woods, FB 1988-91..... | 27 | 0 | 0 | 0 | 0 | 0 | — | 0 | — | 0 | 162 |
| Tim McGee, WR/KOR 1986-92, 94-95..... | 0 | 25 | 0 | 0 | 0 | 0 | — | 0 | — | 0 | 150 |
| Jermaine Gresham, TE 2010-14..... | 0 | 24 | 0 | 0 | 0 | 0 | — | 1 | — | 0 | 146 |
| Cedric Benson, RB 2008-11..... | 21 | 1 | 0 | 0 | 0 | 0 | — | 0 | — | 1 | 134 |
| Peter Warrick, WR/PR 2000-04..... | 2 | 18 | 2 | 0 | 0 | 0 | — | 0 | — | 0 | 132 |
| Chris Henry, WR 2005-09..... | 0 | 21 | 0 | 0 | 0 | 0 | — | 0 | — | 0 | 126 |
| Paul Robinson, RB/KOR 1968-72..... | 19 | 2 | 0 | 0 | 0 | 0 | — | 0 | — | 0 | 126 |
| Tony McGee, TE 1993-2001..... | 0 | 20 | 0 | 0 | 0 | 0 | — | 1 | — | 0 | 122 |
| Ken Anderson, QB 1971-86..... | 20 | 0 | 0 | 0 | 0 | 0 | — | 0 | — | 0 | 120 |
| Giovani Bernard, RB 2013-16..... | 14 | 6 | 0 | 0 | 0 | 0 | — | 0 | — | 0 | 120 |
| Tyler Eifert, TE 2013-16..... | 0 | 20 | 0 | 0 | 0 | 0 | — | 0 | — | 0 | 120 |
| Andy Dalton, QB 2011-16..... | 18 | 1 | 0 | 0 | 0 | 0 | — | 0 | — | 0 | 114 |
| Stanford Jennings, RB/KOR 1984-90..... | 9 | 9 | 0 | 1 | 0 | 0 | — | 0 | — | 0 | 114 |
| Ki-Jana Carter, RB 1995-99..... | 16 | 1 | 0 | 0 | 0 | 0 | — | 0 | — | 0 | 102 |
| Dan Ross, TE 1979-83, 85..... | 0 | 16 | 0 | 0 | 0 | 0 | — | 0 | — | 0 | 96 |
| Charles Alexander, HB/FB 1979-85..... | 13 | 2 | 0 | 0 | 0 | 0 | — | 0 | — | 0 | 90 |
| Marvin Jones, WR 2012-15..... | 0 | 15 | 0 | 0 | 0 | 0 | — | 0 | — | 0 | 90 |
| Don Bass, WR/TE 1978-81..... | 0 | 13 | 0 | 0 | 0 | 1 | — | 0 | — | 0 | 84 |
| Mohamed Sanu, WR 2012-15..... | 2 | 11 | 0 | 0 | 0 | 0 | — | 1 | — | 0 | 80 |
| Stan Fritts, RB 1975-76..... | 11 | 2 | 0 | 0 | 0 | 0 | — | 0 | — | 0 | 78 |
| BenJarvus Green-Ellis, RB 2012-13..... | 13 | 0 | 0 | 0 | 0 | 0 | — | 0 | — | 0 | 78 |
| Archie Griffin, RB 1976-83..... | 7 | 6 | 0 | 0 | 0 | 0 | — | 0 | — | 0 | 78 |
| Lemar Parrish, CB/PR/KOR 1970-77..... | 0 | 0 | 4 | 1 | 4 | 4 | — | 0 | — | 0 | 78 |
| Stanley Wilson, RB 1983-84, 86, 88..... | 11 | 2 | 0 | 0 | 0 | 0 | — | 0 | — | 0 | 78 |
| Lenvil Elliott, RB 1973-78..... | 3 | 9 | 0 | 0 | 0 | 0 | — | 0 | — | 0 | 72 |
| Chip Myers, WR 1969-76..... | 0 | 12 | 0 | 0 | 0 | 0 | — | 0 | — | 0 | 72 |
| Dave Green, P/K 1974-75..... | 0 | 0 | 0 | 0 | 0 | 0 | 40 | 0 | 10 | 0 | 70 |
| Eric Ball, FB/KOR 1989-94..... | 8 | 3 | 0 | 0 | 0 | 0 | — | 0 | — | 0 | 66 |
| Eric Crabtree, WR 1969-71..... | 0 | 11 | 0 | 0 | 0 | 0 | — | 0 | — | 0 | 66 |
| Derrick Fenner, FB 1992-94..... | 9 | 2 | 0 | 0 | 0 | 0 | — | 0 | — | 0 | 66 |
| Harold Green, RB 1990-95..... | 8 | 3 | 0 | 0 | 0 | 0 | — | 0 | — | 0 | 66 |
| Jeff Blake, QB 1994-99..... | 10 | 0 | 0 | 0 | 0 | 0 | — | 2 | — | 0 | 64 |
| Doug Dressler, RB 1970-74..... | 9 | 1 | 0 | 0 | 0 | 0 | — | 0 | — | 0 | 60 |
| M.L. Harris, TE 1980-85..... | 0 | 10 | 0 | 0 | 0 | 0 | — | 0 | — | 0 | 60 |
| Jess Phillips, RB/DB 1968-72..... | 8 | 2 | 0 | 0 | 0 | 0 | — | 0 | — | 0 | 60 |
| Craig Taylor, RB 1989-91..... | 7 | 3 | 0 | 0 | 0 | 0 | — | 0 | — | 0 | 60 |
| Dale Livingston, P/K 1968-69..... | 0 | 0 | 0 | 0 | 0 | 0 | 20 | 0 | 13 | 0 | 59 |
| Steve Kreider, WR 1979-86..... | 0 | 9 | 0 | 0 | 0 | 0 | 2 | 0 | — | 0 | 56 |
| Matt Schobel, TE 2002-05..... | 0 | 9 | 0 | 0 | 0 | 0 | — | 1 | — | 0 | 56 |
| Bruce Coslet, TE 1969-76..... | 0 | 9 | 0 | 0 | 0 | 0 | — | 0 | — | 0 | 54 |
| Terrell Owens, WR 2010..... | 0 | 9 | 0 | 0 | 0 | 0 | — | 0 | — | 0 | 54 |
| Speedy Thomas, WR 1969-72..... | 1 | 8 | 0 | 0 | 0 | 0 | — | 0 | — | 0 | 54 |
| Kelley Washington, WR 2003-06..... | 0 | 9 | 0 | 0 | 0 | 0 | — | 0 | — | 0 | 54 |
| Kenny Watson, RB 2003-08..... | 8 | 1 | 0 | 0 | 0 | 0 | — | 0 | — | 0 | 54 |
| Jeremi Johnson, FB 2003-09..... | 2 | 6 | 0 | 0 | 0 | 0 | — | 0 | — | 0 | 48 |
| Ian Sunter, K 1980..... | 0 | 0 | 0 | 0 | 0 | 0 | 15 | 0 | 11 | 0 | 48 |
| Brandon Bennett, RB/KOR 1998-2003..... | 5 | 1 | 0 | 1 | 0 | 0 | — | 0 | — | 0 | 42 |
| Eric Bieniemy, RB/KOR 1995-98..... | 6 | 0 | 0 | 1 | 0 | 0 | — | 0 | — | 0 | 42 |
| Billy Brooks, WR 1976-79..... | 0 | 7 | 0 | 0 | 0 | 0 | — | 0 | — | 0 | 42 |
| Jeff Query, WR 1992-95..... | 0 | 7 | 0 | 0 | 0 | 0 | — | 0 | — | 0 | 42 |
| Jerome Simpson, WR 2008-11..... | 0 | 7 | 0 | 0 | 0 | 0 | — | 0 | — | 0 | 42 |
| Ed Williams, RB 1974-75..... | 5 | 2 | 0 | 0 | 0 | 0 | — | 0 | — | 0 | 42 |
| Fred Willis, RB 1971-72..... | 7 | 0 | 0 | 0 | 0 | 0 | — | 0 | — | 0 | 42 |
| Josh Brown, K 2012..... | 0 | 0 | 0 | 0 | 0 | 0 | 8 | 0 | 11 | 0 | 41 |
| Andre Caldwell, WR/KOR 2008-11..... | 0 | 6 | 0 | 0 | 0 | 0 | — | 0 | — | 0 | 36 |
| Charlie Joiner, WR 1972-75..... | 0 | 6 | 0 | 0 | 0 | 0 | — | 0 | — | 0 | 36 |
| Brandon LaFell, WR 2016..... | 0 | 6 | 0 | 0 | 0 | 0 | — | 0 | — | 0 | 36 |
| Mike Martin, WR/PR/KOR 1983-89..... | 0 | 6 | 0 | 0 | 0 | 0 | — | 0 | — | 0 | 36 |
| Jack Thompson, QB 1979-82..... | 6 | 0 | 0 | 0 | 0 | 0 | — | 0 | — | 0 | 36 |
| Carson Palmer, QB 2003-10..... | 5 | 0 | 0 | 0 | 0 | 0 | — | 1 | — | 0 | 32 |
| Laveranues Coles, WR 2009..... | 0 | 5 | 0 | 0 | 0 | 0 | — | 0 | — | 0 | 30 |
| Tony Davis, RB/PR 1976-78..... | 5 | 0 | 0 | 0 | 0 | 0 | — | 0 | — | 0 | 30 |
| David Dunn, WR/KOR 1995-98..... | 0 | 4 | 0 | 1 | 0 | 0 | — | 0 | — | 0 | 30 |
| Boomer Esiason, QB 1984-92, 97..... | 5 | 0 | 0 | 0 | 0 | 0 | — | 0 | — | 0 | 30 |
| Eric Kattus, TE 1986-91..... | 0 | 5 | 0 | 0 | 0 | 0 | — | 0 | — | 0 | 30 |
| Jon Kitna, QB 2001-05..... | 5 | 0 | 0 | 0 | 0 | 0 | — | 0 | — | 0 | 30 |
| Pat McInally, P/WR 1976-85..... | 0 | 5 | 0 | 0 | 0 | 0 | — | 0 | — | 0 | 30 |
| Ken Riley, CB 1969-83..... | 0 | 0 | 0 | 0 | 5 | 0 | — | 0 | — | 0 | 30 |
| Bernard Scott, RB/KOR 2009-13..... | 4 | 0 | 0 | 1 | 0 | 0 | — | 0 | — | 0 | 30 |

| | | | | | | | | | | | |
|---|----------|----------|----------|----------|----------|----------|----------|----------|----------|----------|-----------|
| Clint Stitzer, K 2010..... | 0 | 0 | 0 | 0 | 0 | 0 | 8 | 0 | 7 | 0 | 29 |
| Brian Milne, RB 1996-99..... | 4 | 0 | 0 | 0 | 0 | 0 | — | 1 | — | 0 | 26 |
| Virgil Carter, QB 1970-73..... | 4 | 0 | 0 | 0 | 0 | 0 | 1 | 0 | — | 0 | 25 |
| Rex Burkhead, RB 2013-16..... | 3 | 1 | 0 | 0 | 0 | 0 | — | 0 | — | 0 | 24 |
| Tommy Casanova, S/PR 1972-77..... | 0 | 0 | 1 | 0 | 2 | 1 | — | 0 | — | 0 | 24 |
| Damon Gibson, WR/PR 1998..... | 0 | 3 | 1 | 0 | 0 | 0 | — | 0 | — | 0 | 24 |
| Andrew Hawkins, WR 2011-13..... | 0 | 4 | 0 | 0 | 0 | 0 | — | 0 | — | 0 | 24 |
| James Hundon, WR/KOR 1996-99..... | 0 | 4 | 0 | 0 | 0 | 0 | — | 0 | — | 0 | 24 |
| Johnathan Joseph, CB 2006-10..... | 0 | 0 | 0 | 0 | 3 | 1 | — | 0 | — | 0 | 24 |
| Anthony Munoz, OT 1980-92..... | 0 | 4 | 0 | 0 | 0 | 0 | — | 0 | — | 0 | 24 |
| Chris Perry, RB 2004-08..... | 2 | 2 | 0 | 0 | 0 | 0 | — | 0 | — | 0 | 24 |
| Brandon Tate, WR/KOR/PR 2011-15..... | 0 | 3 | 1 | 0 | 0 | 0 | — | 0 | — | 0 | 24 |
| Reggie Williams, LB 1976-89..... | 0 | 0 | 0 | 0 | 1 | 1 | — | 0 | — | 2 | **22 |
| Randy Bullock, K 2016..... | 0 | 0 | 0 | 0 | 0 | 0 | 6 | 0 | 5 | 0 | 21 |
| Ron Dugans, WR 2000-02..... | 0 | 3 | 0 | 0 | 0 | 0 | — | 1 | — | 0 | 20 |
| James Francis, LB 1990-98..... | 0 | 0 | 0 | 0 | 3 | 0 | — | 0 | — | 1 | 20 |
| Jim Gallery, K 1989..... | 0 | 0 | 0 | 0 | 0 | 0 | 13 | 0 | 2 | 0 | 19 |
| Al Beauchamp, LB 1968-75..... | 0 | 0 | 0 | 0 | 2 | 1 | — | 0 | — | 0 | 18 |
| James Griffin, S 1983-85..... | 0 | 0 | 0 | 0 | 3 | 0 | — | 0 | — | 0 | 18 |
| Ray Griffin, CB/KOR 1978-84..... | 0 | 0 | 0 | 0 | 3 | 0 | — | 0 | — | 0 | 18 |
| Leon Hall, CB 2007-15..... | 0 | 0 | 0 | 0 | 3 | 0 | — | 0 | — | 0 | 18 |
| Glenn Holt, WR/KOR 2006-08..... | 0 | 2 | 0 | 1 | 0 | 0 | — | 0 | — | 0 | 18 |
| Adam Jones, CB/PR/KOR 2010-16..... | 0 | 0 | 1 | 0 | 1 | 1 | — | 0 | — | 0 | 18 |
| Reggie Kelly, TE 2003-10..... | 0 | 3 | 0 | 0 | 0 | 0 | — | 0 | — | 0 | 18 |
| Warren McVea, WR/KOR 1968..... | 1 | 2 | 0 | 0 | 0 | 0 | — | 0 | — | 0 | 18 |
| Scott Perry, CB 1976-79..... | 0 | 0 | 0 | 0 | 2 | 1 | — | 0 | — | 0 | **18 |
| Turk Schonert, QB 1980-85, 87-89..... | 3 | 0 | 0 | 0 | 0 | 0 | — | 0 | — | 0 | 18 |
| Jordan Shipley, WR 2010-11..... | 0 | 3 | 0 | 0 | 0 | 0 | — | 0 | — | 0 | 18 |
| Brian Simmons, LB 1998-2006..... | 0 | 0 | 0 | 0 | 2 | 0 | — | 0 | — | 0 | **18 |
| Craig Thompson, TE 1992-93..... | 0 | 3 | 0 | 0 | 0 | 0 | — | 0 | — | 0 | 18 |
| David Verser, WR/KOR 1981-84..... | 0 | 3 | 0 | 0 | 0 | 0 | — | 0 | — | 0 | 18 |
| Rick Walker, TE 1977-79..... | 0 | 3 | 0 | 0 | 0 | 0 | — | 0 | — | 0 | 18 |
| Sam Wyche, QB 1968-70..... | 3 | 0 | 0 | 0 | 0 | 0 | — | 0 | — | 0 | 18 |
| Steve Broussard, RB 1994..... | 2 | 0 | 0 | 0 | 0 | 0 | — | 1 | — | 0 | 14 |
| David Fulcher, S 1986-92..... | 0 | 0 | 0 | 0 | 2 | 0 | — | 0 | — | 1 | 14 |
| Willie Jackson, WR 1998-99..... | 0 | 2 | 0 | 0 | 0 | 0 | — | 1 | — | 0 | 14 |
| Darryl Williams, S 1992-95, 2000-01..... | 0 | 0 | 0 | 0 | 2 | 0 | — | 0 | — | 1 | 14 |
| Mike Barber, WR 1990-92..... | 0 | 2 | 0 | 0 | 0 | 0 | — | 0 | — | 0 | 12 |
| Marco Battaglia, TE 1996-2001..... | 0 | 2 | 0 | 0 | 0 | 0 | — | 0 | — | 0 | 12 |
| Royce Berry, DE 1969-75..... | 0 | 0 | 0 | 0 | 0 | 2 | — | 0 | — | 0 | 12 |
| Louis Breeden, CB 1977-87..... | 0 | 0 | 0 | 0 | 2 | 0 | — | 0 | — | 0 | 12 |
| Barney Bussey, S/KOR 1986-92..... | 0 | 0 | 0 | 0 | 0 | 1 | — | 0 | — | 0 | **12 |
| Jeff Cothran, FB 1994-96..... | 1 | 1 | 0 | 0 | 0 | 0 | — | 0 | — | 0 | 12 |
| Carlos Dunlap, DE 2010-16..... | 0 | 0 | 0 | 0 | 1 | 1 | — | 0 | — | 0 | 12 |
| Ryan Fitzpatrick, QB 2007-08..... | 2 | 0 | 0 | 0 | 0 | 0 | — | 0 | — | 0 | 12 |
| J.P. Foschi, TE 2009-10..... | 0 | 2 | 0 | 0 | 0 | 0 | — | 0 | — | 0 | 12 |
| Robert Geathers, DE/LB 2004-14..... | 0 | 0 | 0 | 0 | 1 | 1 | — | 0 | — | 0 | 12 |
| Ira Hillary, WR/PR 1987-89..... | 0 | 2 | 0 | 0 | 0 | 0 | — | 0 | — | 0 | 12 |
| Ray Horton, CB 1983-88..... | 0 | 0 | 0 | 0 | 2 | 0 | — | 0 | — | 0 | 12 |
| Robert Jackson, S 1981-87, 89..... | 0 | 0 | 0 | 0 | 2 | 0 | — | 0 | — | 0 | 12 |
| Ore Kirkpatrick, CB 2012-16..... | 0 | 0 | 0 | 0 | 2 | 0 | — | 0 | — | 0 | 12 |
| Nick Luchey, FB/H-B 1999-2002, 05..... | 2 | 0 | 0 | 0 | 0 | 0 | — | 0 | — | 0 | 12 |
| Tremain Mack, S/CB/KOR 1997-2000..... | 0 | 0 | 0 | 2 | 0 | 0 | — | 0 | — | 0 | 12 |
| Chinedum Ndukwe, S 2007-10..... | 0 | 0 | 0 | 0 | 0 | 2 | — | 0 | — | 0 | 12 |
| Lorenzo Neal, RB 2001-02..... | 0 | 2 | 0 | 0 | 0 | 0 | — | 0 | — | 0 | 12 |
| Tab Perry, WR/KOR 2005-07..... | 1 | 1 | 0 | 0 | 0 | 0 | — | 0 | — | 0 | 12 |
| Mitchell Price, CB/PR 1990-93..... | 0 | 0 | 2 | 0 | 0 | 0 | — | 0 | — | 0 | 12 |
| John Reeves, QB 1975-78..... | 2 | 0 | 0 | 0 | 0 | 0 | — | 0 | — | 0 | 12 |
| Corey Sawyer, CB/PR 1994-98..... | 0 | 0 | 1 | 0 | 1 | 0 | — | 0 | — | 0 | 12 |
| Willie Shelby, RB/KOR/PR 1976-77..... | 0 | 0 | 0 | 1 | 0 | 0 | — | 0 | — | 0 | **12 |
| Takeo Spikes, LB 1998-2002..... | 0 | 0 | 0 | 0 | 1 | 1 | — | 0 | — | 0 | 12 |
| Tony Stewart, TE 2002-06..... | 0 | 2 | 0 | 0 | 0 | 0 | — | 0 | — | 0 | 12 |
| Deacon Turner, RB/KOR 1978-80..... | 1 | 1 | 0 | 0 | 0 | 0 | — | 0 | — | 0 | 12 |
| Michael Westbrook, WR 2002..... | 0 | 2 | 0 | 0 | 0 | 0 | — | 0 | — | 0 | 12 |
| Craig Yeast, WR/PR 1999-2000..... | 0 | 0 | 2 | 0 | 0 | 0 | — | 0 | — | 0 | 12 |
| Aaron Pettrey, K 2010..... | 0 | 0 | 0 | 0 | 0 | 0 | 5 | 0 | 2 | 0 | 11 |
| Rod Sherman, WR/K 1968..... | 0 | 1 | 0 | 0 | 0 | 0 | 4 | 0 | 0 | 0 | 10 |
| Geno Atkins, DT 2010-16..... | 0 | 0 | 0 | 0 | 0 | 1 | — | 0 | — | 1 | 8 |
| Harry Gunner, DE 1968-69..... | 0 | 0 | 0 | 0 | 1 | 0 | — | 0 | — | 1 | 8 |
| Garrison Hearst, RB 1996..... | 0 | 1 | 0 | 0 | 0 | 0 | — | 1 | — | 0 | 8 |
| Brian Leonard, RB 2009-12..... | 0 | 1 | 0 | 0 | 0 | 0 | — | 1 | — | 0 | 8 |
| Leon White, LB 1986-91..... | 0 | 0 | 0 | 0 | 0 | 1 | — | 0 | — | 1 | 8 |
| Ashley Ambrose, CB 1996-98..... | 0 | 0 | 0 | 0 | 1 | 0 | — | 0 | — | 0 | 6 |
| Estes Banks, RB 1968..... | 0 | 1 | 0 | 0 | 0 | 0 | — | 0 | — | 0 | 6 |
| Leo Barker, LB 1984-91..... | 0 | 0 | 0 | 0 | 0 | 1 | — | 0 | — | 0 | 6 |
| Ray Bentley, LB 1992..... | 0 | 0 | 0 | 0 | 0 | 1 | — | 0 | — | 0 | 6 |
| Lewis Billups, CB 1986-91..... | 0 | 0 | 0 | 0 | 0 | 1 | — | 0 | — | 0 | 6 |
| Armon Binns, WR 2012..... | 0 | 1 | 0 | 0 | 0 | 0 | — | 0 | — | 0 | 6 |
| Tyler Boyd, WR 2016..... | 0 | 1 | 0 | 0 | 0 | 0 | — | 0 | — | 0 | 6 |
| Brian Brennan, WR 1992..... | 0 | 1 | 0 | 0 | 0 | 0 | — | 0 | — | 0 | 6 |
| Mike Brim, CB 1993-95..... | 0 | 0 | 0 | 0 | 1 | 0 | — | 0 | — | 0 | 6 |
| Glenn Bujnoch, G 1976-82..... | 1 | 0 | 0 | 0 | 0 | 0 | — | 0 | — | 0 | 6 |
| Vontaze Burfitt, LB 2012-16..... | 0 | 0 | 0 | 0 | 0 | 1 | — | 0 | — | 0 | 6 |
| Antonio Chatman, WR/PR 2006-09..... | 0 | 1 | 0 | 0 | 0 | 0 | — | 0 | — | 0 | 6 |
| Marvin Cobb, S 1975-79..... | 0 | 0 | 0 | 0 | 1 | 0 | — | 0 | — | 0 | 6 |
| Colin Cochart, TE 2011..... | 0 | 1 | 0 | 0 | 0 | 0 | — | 0 | — | 0 | 6 |
| Greg Cook, QB 1969-74..... | 1 | 0 | 0 | 0 | 0 | 0 | — | 0 | — | 0 | 6 |
| John Copeland, DE/DT 1993-2000..... | 0 | 0 | 0 | 0 | 0 | 1 | — | 0 | — | 0 | 6 |
| Jim Corbett, TE 1977-80..... | 0 | 1 | 0 | 0 | 0 | 0 | — | 0 | — | 0 | 6 |
| Wayne Clark, QB 1974..... | 1 | 0 | 0 | 0 | 0 | 0 | — | 0 | — | 0 | 6 |
| Neal Craig, S 1971-73..... | 0 | 0 | 0 | 0 | 1 | 0 | — | 0 | — | 0 | 6 |
| Chris Crocker, S 2008-13..... | 0 | 0 | 0 | 0 | 1 | 0 | — | 0 | — | 0 | 6 |
| Mike Dingle, RB 1991-92..... | 0 | 1 | 0 | 0 | 0 | 0 | — | 0 | — | 0 | 6 |
| DeDe Dorsey, RB 2007-08..... | 0 | 0 | 0 | 0 | 0 | 0 | — | 0 | — | 0 | **6 |
| Tony Dye, S 2012-13..... | 0 | 0 | 0 | 0 | 0 | 0 | — | 0 | — | 0 | **6 |
| Eddie Edwards, DE 1977-88..... | 0 | 0 | 0 | 0 | 0 | 1 | — | 0 | — | 0 | 6 |
| Jonathan Fanene, DE/DT 2005-11..... | 0 | 0 | 0 | 0 | 1 | 0 | — | 0 | — | 0 | 6 |
| Danny Farmer, WR 2000-02..... | 0 | 1 | 0 | 0 | 0 | 0 | — | 0 | — | 0 | 6 |
| Wallace Gilberry, DE 2012-16..... | 0 | 0 | 0 | 0 | 0 | 1 | — | 0 | — | 0 | 6 |

(All-time individual statistics — scoring, continued)

| | | | | | | | | | | | |
|--|----------|----------|----------|----------|----------|----------|----------|----------|----------|----------|----------|
| Jim Griffin, DE 1968..... | 0 | 0 | 0 | 0 | 0 | 1 | — | 0 | — | 0 | 6 |
| Cliff Groce, FB 1999-2000..... | 1 | 0 | 0 | 0 | 0 | 0 | — | 0 | — | 0 | 6 |
| Artrell Hawkins, CB 1998-2003..... | 0 | 0 | 0 | 0 | 1 | 0 | — | 0 | — | 0 | 6 |
| Kevin Hardy, LB 2003-04..... | 0 | 0 | 0 | 0 | 0 | 1 | — | 0 | — | 0 | 6 |
| Jim Hargrove, RB 1981..... | 1 | 0 | 0 | 0 | 0 | 0 | — | 0 | — | 0 | 6 |
| Bo Harris, LB 1975-82..... | 0 | 0 | 0 | 0 | 1 | 0 | — | 0 | — | 0 | 6 |
| Jeff Hayes, P 1986..... | 1 | 0 | 0 | 0 | 0 | 0 | — | 0 | — | 0 | 6 |
| Rodney Heath, CB 1999-2001..... | 0 | 0 | 0 | 0 | 1 | 0 | — | 0 | — | 0 | 6 |
| Bobby Hunt, S 1968-69..... | 1 | 0 | 0 | 0 | 0 | 0 | — | 0 | — | 0 | 6 |
| Lynn James, WR 1990-91..... | 0 | 1 | 0 | 0 | 0 | 0 | — | 0 | — | 0 | 6 |
| Dick Jauren, S 1978-81..... | 0 | 0 | 0 | 0 | 1 | 0 | — | 0 | — | 0 | 6 |
| Bill Johnson, RB 1985-87..... | 1 | 0 | 0 | 0 | 0 | 0 | — | 0 | — | 0 | 6 |
| Landon Johnson, LB 2004-07..... | 0 | 0 | 0 | 0 | 0 | 1 | — | 0 | — | 0 | 6 |
| Lee Johnson, P/K 1988-98..... | 0 | 0 | 0 | 0 | 0 | 0 | — | 0 | 2 | 0 | 6 |
| Roger Jones, CB 1994-96..... | 0 | 0 | 0 | 0 | 1 | 0 | — | 0 | — | 0 | 6 |
| Kevin Kaesviharn, S/CB 2001-06..... | 0 | 0 | 0 | 0 | 0 | 1 | — | 0 | — | 0 | 6 |
| Ethan Kilmer, S 2006-08..... | 0 | 0 | 0 | 0 | 1 | 0 | — | 0 | — | 0 | 6 |
| Charlie King, CB 1968-69..... | 0 | 0 | 0 | 0 | 1 | 0 | — | 0 | — | 0 | 6 |
| Tyler Kroft, TE 2015-16..... | 0 | 1 | 0 | 0 | 0 | 0 | — | 0 | — | 0 | 6 |
| Howie Kurnick, LB 1979-80..... | 0 | 0 | 0 | 0 | 0 | 1 | — | 0 | — | 0 | 6 |
| Kyle Larson, P 2004-08..... | 1 | 0 | 0 | 0 | 0 | 0 | — | 0 | — | 0 | 6 |
| Jim LeClair, LB 1972-83..... | 0 | 0 | 0 | 0 | 0 | 1 | — | 0 | — | 0 | 6 |
| Marc Logan, RB 1987-88..... | 1 | 0 | 0 | 0 | 0 | 0 | — | 0 | — | 0 | 6 |
| Bob Maddox, DE 1974..... | 0 | 0 | 0 | 0 | 0 | 0 | — | 0 | — | 0 | **6 |
| Massimo Manca, K 1987..... | 0 | 0 | 0 | 0 | 0 | 0 | 3 | 0 | 1 | 0 | 6 |
| David McCluskey, RB 1987..... | 1 | 0 | 0 | 0 | 0 | 0 | — | 0 | — | 0 | 6 |
| John McDaniel, WR 1974-77..... | 0 | 1 | 0 | 0 | 0 | 0 | — | 0 | — | 0 | 6 |
| Ostell Miles, RB 1992-93..... | 1 | 0 | 0 | 0 | 0 | 0 | — | 0 | — | 0 | 6 |
| Scott Mitchell, QB 2000-01..... | 1 | 0 | 0 | 0 | 0 | 0 | — | 0 | — | 0 | 6 |
| Melvin Morgan, CB 1976-78..... | 0 | 0 | 0 | 0 | 0 | 1 | — | 0 | — | 0 | **6 |
| Reggie Nelson, S 2010-15..... | 0 | 0 | 0 | 0 | 1 | 0 | — | 0 | — | 0 | 6 |
| Terence Newman, CB 2012-14..... | 0 | 0 | 0 | 0 | 0 | 0 | — | 0 | — | 0 | **6 |
| Deltha O'Neal, CB 2004-07..... | 0 | 0 | 0 | 0 | 1 | 0 | — | 0 | — | 0 | 6 |
| Cedric Peerman, RB 2010-16..... | 1 | 0 | 0 | 0 | 0 | 0 | — | 0 | — | 0 | 6 |
| Chris Pressley, FB 2010-13..... | 0 | 1 | 0 | 0 | 0 | 0 | — | 0 | — | 0 | 6 |
| Dave Rayner, K 2008..... | 0 | 0 | 0 | 0 | 0 | 0 | 3 | 0 | 1 | 0 | 6 |
| Reggie Rembert, WR 1991-93..... | 0 | 1 | 0 | 0 | 0 | 0 | — | 0 | — | 0 | 6 |
| Vincent Rey, LB 2010-16..... | 0 | 0 | 0 | 0 | 1 | 0 | — | 0 | — | 0 | 6 |
| Wade Russell, TE 1987..... | 0 | 1 | 0 | 0 | 0 | 0 | — | 0 | — | 0 | 6 |
| Mike St. Clair, DE 1980-82..... | 0 | 0 | 0 | 0 | 0 | 1 | — | 0 | — | 0 | 6 |
| Sam Shade, S 1995-98..... | 0 | 0 | 0 | 0 | 0 | 1 | — | 0 | — | 0 | 6 |
| Sedrick Shaw, RB 1999..... | 1 | 0 | 0 | 0 | 0 | 0 | — | 0 | — | 0 | 6 |
| John Simmons, CB/PR/KOR 1981-86..... | 0 | 0 | 0 | 0 | 1 | 0 | — | 0 | — | 0 | 6 |
| Tom Smiley, RB 1968..... | 1 | 0 | 0 | 0 | 0 | 0 | — | 0 | — | 0 | 6 |
| Akili Smith, QB 1999-2002..... | 1 | 0 | 0 | 0 | 0 | 0 | — | 0 | — | 0 | 6 |
| Alex Smith, TE 2013-14..... | 0 | 1 | 0 | 0 | 0 | 0 | — | 0 | — | 0 | 6 |
| Kendal Smith, WR 1989-90..... | 0 | 1 | 0 | 0 | 0 | 0 | — | 0 | — | 0 | 6 |
| Jimmy Spencer, CB 1996-97..... | 0 | 0 | 0 | 0 | 0 | 1 | — | 0 | — | 0 | 6 |
| Milt Slegall, WR/KOR 1992-94..... | 0 | 1 | 0 | 0 | 0 | 0 | — | 0 | — | 0 | 6 |
| Eric Thomas, CB 1987-92..... | 0 | 0 | 0 | 0 | 1 | 0 | — | 0 | — | 0 | 6 |
| Odell Thurman, LB 2005..... | 0 | 0 | 0 | 0 | 1 | 0 | — | 0 | — | 0 | 6 |

| | | | | | | | | | | | |
|-------------------------------------|----------|----------|----------|----------|----------|----------|----------|----------|----------|----------|----------|
| Melvin Tuten, OT/TE 1995-96..... | 0 | 1 | 0 | 0 | 0 | 0 | — | 0 | — | 0 | 6 |
| C.J. Uzomah, TE 2015-16..... | 0 | 1 | 0 | 0 | 0 | 0 | — | 0 | — | 0 | 6 |
| Fernandus Vinson, S 1991-94..... | 0 | 0 | 0 | 0 | 0 | 1 | — | 0 | — | 0 | 6 |
| Kevin Walter, WR 2003-05..... | 0 | 1 | 0 | 0 | 0 | 0 | — | 0 | — | 0 | 6 |
| Andrew Whitworth, OT/G 2006-16..... | 0 | 1 | 0 | 0 | 0 | 0 | — | 0 | — | 0 | 6 |
| Madieu Williams, S/CB 2004-07..... | 0 | 0 | 0 | 0 | 1 | 0 | — | 0 | — | 0 | 6 |
| Stepfret Williams, WR 1998..... | 0 | 1 | 0 | 0 | 0 | 0 | — | 0 | — | 0 | 6 |
| Alfred Williams, LB/DE 1991-94..... | 0 | 0 | 0 | 0 | 0 | 0 | — | 0 | — | 2 | 4 |
| Ross Browner, DE 1978-86..... | 0 | 0 | 0 | 0 | 0 | 0 | 1 | 0 | — | 1 | 3 |
| Coy Bacon, DE 1976-77..... | 0 | 0 | 0 | 0 | 0 | 0 | — | 0 | — | 1 | 2 |
| Gary Burley, DE 1975-83..... | 0 | 0 | 0 | 0 | 0 | 0 | — | 0 | — | 1 | 2 |
| Ron Carpenter, DT/DE 1970-76..... | 0 | 0 | 0 | 0 | 0 | 0 | — | 0 | — | 1 | 2 |
| Alex Gordon, LB 1991-93..... | 0 | 0 | 0 | 0 | 0 | 0 | — | 0 | — | 1 | 2 |
| Paul Justin, QB 1998..... | 0 | 0 | 0 | 0 | 0 | 0 | — | 1 | — | 0 | 2 |
| Lemar Marshall, LB 2007..... | 0 | 0 | 0 | 0 | 0 | 0 | — | 0 | — | 1 | 2 |
| Taylor Mays, S 2011-14..... | 0 | 0 | 0 | 0 | 0 | 0 | — | 0 | — | 1 | 2 |
| Scott Schutt, LB 1987..... | 0 | 0 | 0 | 0 | 0 | 0 | — | 0 | — | 1 | 2 |
| Sherman White, DE 1972-75..... | 0 | 0 | 0 | 0 | 0 | 0 | — | 0 | — | 1 | 2 |
| Sandro Vittello, K 1980..... | 0 | 0 | 0 | 0 | 0 | 0 | 1 | 0 | 0 | 0 | 1 |

* STATISTICS NOTES:

- TDs noted in the TD-FR column were TDs scored on defense or special teams on recoveries of opponents' fumbles.
- The two-point conversion existed in the AFL when Cincinnati was an AFL team from 1968-69, but it was not instituted in the NFL until 1994. Thus, all Bengals PATs scored from 1970-1993 were worth one point, regardless of whether they were scored by kick, run or pass.

** PLAYER POINT TOTAL NOTES:

- Barney Bussey scored a TD on a blocked punt recovery in the end zone vs. Detroit in 1989 (Bussey was not credited with the blocked punt itself).
- DeDe Dorsey scored a TD on a 19-yard blocked punt recovery return vs. Arizona in 2007 (Dorsey also was credited with the blocked punt itself).
- Tony Dye scored a TD on a 24-yard blocked punt recovery return vs. Cleveland in 2013 (Dye was not credited with the blocked punt itself).
- Bob Maddox scored a TD on a 3-year blocked punt recovery return vs. Kansas City in 1974 (Maddox also was credited with the blocked punt itself).
- Melvin Morgan scored a TD on a 32-yard fumble recovery return at Houston in 1976 after receiving a lateral from Coy Bacon, who recovered the fumble and returned it 48 yards himself (Morgan was not credited with the recovery itself but he received 32 fumble recovery return yards and the score, while Bacon received the recovery and 48 return yards).
- Terence Newman scored a TD on a 58-yard fumble recovery return vs. Green Bay in 2013. On the play, Reggie Nelson recovered a Packers fumble and returned it six yards before fumbling himself, then Newman recovered Nelson's fumble and returned it for the score. Nelson was credited for the opponent's fumble recovery and a six-yard return on the defensive statistics, while Newman did not receive credit defensively for the fumble recovery or the return yardage.
- Scott Perry scored a TD on a 25-yard blocked punt recovery return vs. Kansas City in 1978 (Perry also was credited with the blocked punt itself).
- Willie Shelby scored a TD on a blocked punt recovery in the end zone vs. Houston in 1977 (Shelby was not credited with the blocked punt itself).
- Brian Simmons received a lateral from CB Robert Bean, who recovered a fumble on a Steelers FG attempt, and returned it 56 yards for a TD vs. Pittsburgh in 2001 (Bean had returned the fumble recovery 10 yards before laterally the ball to Simmons).
- Reggie Williams scored a TD on a blocked punt recovery in the end zone at Pittsburgh in 1977 (Williams was not credited with the blocked punt itself).

ALL-TIME RUSHING

Order based on total yards. Updated through 2016 season.
Players active with Bengals as of June 22, 2017 are listed in bold.

| PLAYER, POS., YEARS | ATT | YDS | AVG | LG | TD |
|---|------------|-------------|------------|------------|-----------|
| Corey Dillon, RB 1997-2003..... | 1865 | 8061 | 4.3 | 96f | 45 |
| James Brooks, RB 1984-91..... | 1344 | 6447 | 4.8 | 65f | 37 |
| Rudi Johnson, RB 2001-07..... | 1441 | 5742 | 4.0 | 54 | 48 |
| Pete Johnson, FB 1977-83..... | 1402 | 5421 | 3.9 | 65 | 64 |
| Cedric Benson, RB 2008-11..... | 1109 | 4176 | 3.8 | 46 | 21 |
| Harold Green, RB 1990-95..... | 968 | 3727 | 3.9 | 75f | 8 |
| Essex Johnson, RB/PR/KOR 1968-75..... | 675 | 3070 | 4.5 | 86f | 18 |
| Boobie Clark, FB 1973-78..... | 779 | 2978 | 3.8 | 26 | 25 |
| Archie Griffin, RB 1976-83..... | 691 | 2808 | 4.1 | 77f | 7 |
| Jeremy Hill, RB 2014-16..... | 667 | 2757 | 4.1 | 85f | 29 |
| Charles Alexander, HB/FB 1979-85..... | 748 | 2645 | 3.5 | 37 | 13 |
| Larry Kinnebrew, FB 1983-87..... | 639 | 2582 | 4.0 | 52 | 37 |
| Giovani Bernard, RB 2013-16..... | 583 | 2442 | 4.2 | 89f | 14 |
| Paul Robinson, RB/KOR 1968-72..... | 617 | 2441 | 4.0 | 87f | 19 |
| Ken Anderson, QB 1971-86..... | 397 | 2220 | 5.6 | 29 | 20 |
| Jess Phillips, RB/DB 1968-72..... | 424 | 1860 | 4.4 | 83 | 8 |
| BenJarvus Green-Ellis, RB 2012-13..... | 498 | 1850 | 3.7 | 48 | 13 |
| Ickey Woods, FB 1988-91..... | 332 | 1525 | 4.6 | 56 | 27 |
| Jeff Blake, QB 1994-99..... | 285 | 1499 | 5.3 | 30 | 10 |
| Derrick Fenner, FB 1992-94..... | 374 | 1450 | 3.9 | 35f | 9 |
| Lenvil Elliott, RB 1973-78..... | 324 | 1395 | 4.3 | 32 | 3 |
| Boomer Esiason, QB 1984-92, '97..... | 340 | 1355 | 4.0 | 24 | 5 |
| Stanford Jennings, RB/KOR 1984-90..... | 308 | 1225 | 4.0 | 20f | 9 |
| Brandon Bennett, RB/KOR 1998-2003..... | 306 | 1127 | 3.7 | 37f | 5 |
| Stanley Wilson, RB 1983-84, '86, '88..... | 253 | 1118 | 4.4 | 58f | 11 |
| Kenny Watson, RB 2003-08..... | 242 | 1117 | 4.6 | 25 | 8 |
| Doug Dressler, RB 1970-74..... | 272 | 1101 | 4.0 | 43f | 9 |
| Bernard Scott, RB/KOR 2009-13..... | 255 | 1035 | 4.1 | 61 | 4 |
| Andy Dalton, QB 2011-16..... | 308 | 950 | 3.1 | 20f | 18 |
| Garrison Hearst, RB 1996..... | 225 | 847 | 3.8 | 24 | 0 |
| Eric Beniemy, RB/KOR 1995-98..... | 192 | 803 | 4.2 | 33f | 6 |
| Ki-Jana Carter, RB 1995-99..... | 227 | 747 | 3.3 | 79f | 16 |
| Fred Willis, RB 1971-72..... | 177 | 711 | 4.1 | 36 | 7 |
| Chris Perry, RB/KOR 2004-08..... | 177 | 606 | 3.4 | 30 | 2 |
| Eric Ball, FB/KOR 1989-94..... | 156 | 576 | 3.7 | 27 | 8 |
| Stan Fritts, RB 1975-76..... | 141 | 575 | 4.1 | 22 | 11 |
| Deacon Turner, RB/KOR 1978-80..... | 142 | 549 | 3.9 | 65 | 1 |
| Craig Taylor, RB 1989-91..... | 114 | 480 | 4.2 | 34f | 7 |
| Bill Johnson, RB 1985-87..... | 86 | 475 | 5.5 | 34 | 1 |
| David Klingler, QB 1992-95..... | 69 | 420 | 6.1 | 29 | 0 |
| Steve Broussard, RB 1994..... | 94 | 403 | 4.3 | 37f | 2 |
| Rex Burkhead, RB 2013-16..... | 87 | 375 | 4.3 | 17 | 3 |
| Charlie Davis, RB 1974-75..... | 72 | 375 | 5.2 | 29 | 0 |
| Ed Williams, RB 1974-75..... | 93 | 374 | 4.0 | 19 | 5 |

| | | | | | |
|---|-----------|------------|------------|-----------|----------|
| Akili Smith, QB 1999-2002..... | 70 | 371 | 5.3 | 24 | 1 |
| Peter Warrick, WR/PR 2000-04..... | 52 | 355 | 6.8 | 77f | 2 |
| Cedric Peerman, RB 2010-16..... | 70 | 349 | 5.0 | 48 | 1 |
| Virgil Carter, QB 1970-73..... | 54 | 345 | 6.4 | 73 | 4 |
| Brian Leonard, RB 2009-12..... | 86 | 336 | 3.9 | 42 | 0 |
| Tony Davis, RB/PR 1976-78..... | 84 | 316 | 3.8 | 16 | 5 |
| Carson Palmer, QB 2003-10..... | 179 | 316 | 1.8 | 15 | 5 |
| Michael Basnight, RB 1999-2000..... | 62 | 308 | 5.0 | 46 | 0 |
| Ryan Fitzpatrick, QB 2007-08..... | 60 | 304 | 5.1 | 22 | 2 |
| Jon Kitna, QB 2001-05..... | 101 | 299 | 3.0 | 20 | 5 |
| Sam Wyche, QB 1968-70..... | 43 | 299 | 7.0 | 23 | 3 |
| Turk Schonert, QB 1980-85, '87-89..... | 62 | 276 | 4.5 | 19 | 4 |
| Marc Logan, RB 1987-88..... | 39 | 213 | 5.5 | 51 | 1 |
| Larry Johnson, RB 2009..... | 46 | 204 | 4.4 | 27 | 0 |
| Jack Thompson, QB 1979-82..... | 39 | 200 | 5.1 | 21 | 6 |
| Jeff Cothran, FB 1994-96..... | 57 | 191 | 3.4 | 15 | 1 |
| DeDe Dorsey, RB 2007-08..... | 26 | 191 | 7.3 | 45 | 0 |
| Donald Hollas, QB 1991-94..... | 32 | 175 | 5.5 | 27 | 0 |
| Chad Johnson, WR 2001-10..... | 24 | 175 | 7.3 | 26 | 0 |
| Eddie Brown, WR 1985-91..... | 25 | 164 | 6.6 | 35 | 0 |
| Mohamed Sanu, WR 2012-15..... | 26 | 153 | 5.9 | 26 | 2 |
| Jeremi Johnson, FB 2003-09..... | 52 | 149 | 2.9 | 15 | 2 |
| Greg Cook, QB 1969-74..... | 25 | 148 | 5.9 | 30 | 1 |
| Tom Smiley, RB 1968..... | 63 | 146 | 2.3 | 11 | 1 |
| Marvin Jones, WR 2012-15..... | 16 | 145 | 9.1 | 37 | 0 |
| Nick Luchey, FB/H-B 1999-2002, '05..... | 33 | 143 | 4.3 | 13 | 2 |
| T.J. Houshmandzadeh, WR/PR 2001-08..... | 23 | 142 | 6.2 | 17 | 1 |
| Darnay Scott, WR 1994-2001..... | 21 | 137 | 6.5 | 23 | 0 |
| Warren McVea, WR/KOR 1968..... | 9 | 133 | 14.8 | 80t | 1 |
| Estes Banks, RB 1968..... | 34 | 131 | 3.9 | 20 | 0 |
| Brian Milne, FB 1996-99..... | 34 | 125 | 3.7 | 26 | 4 |
| Clem Turner, RB 1969..... | 23 | 105 | 4.6 | 34 | 0 |
| Ron Lamb, RB 1968-71..... | 33 | 100 | 3.0 | 17 | 0 |
| David McCluskey, RB 1987..... | 29 | 94 | 3.2 | 12 | 1 |
| A.J. Green, WR 2011-16..... | 11 | 93 | 8.5 | 22 | 0 |
| Jeff Hayes, P 1986..... | 3 | 92 | 30.7 | 61t | 1 |
| Mike Dingle, RB 1991-92..... | 21 | 91 | 4.3 | 21 | 0 |
| Rodney Tate, RB 1982-83..... | 27 | 79 | 2.9 | 13 | 0 |
| Ostell Miles, RB 1992-93..... | 30 | 78 | 2.6 | 15 | 1 |
| Isaac Curtis, WR 1973-84..... | 25 | 76 | 3.0 | 20 | 0 |
| Dana Wright, RB 1987..... | 24 | 74 | 3.1 | 10 | 0 |
| Andre Caldwell, WR/KOR 2008-11..... | 9 | 73 | 8.1 | 26 | 0 |
| Curtis Leonard, RB/KOR 2000-01..... | 11 | 72 | 6.5 | 21 | 0 |
| Dave Walter, QB 1987..... | 16 | 70 | 4.4 | 16 | 0 |
| Erik Wilhelm, QB 1989-91, '93-97..... | 19 | 69 | 3.6 | 18 | 0 |
| Jim Hargrove, RB 1981..... | 16 | 66 | 4.1 | 27 | 1 |
| John Reeves, QB 1975-78..... | 17 | 63 | 3.7 | 20 | 2 |
| Scott Mitchell, QB 2000-01..... | 10 | 61 | 6.1 | 12t | 2 |

(All-time individual stats — rushing, cont.)

| | | | | | |
|----------------------------------|---|---|-----|---|---|
| Antonio Chatman, WR/PR 2006-09 | 3 | 9 | 3.0 | 5 | 0 |
| Damon Gibson, WR/PR 1998 | 1 | 9 | 9.0 | 9 | 0 |
| Willie Shelby, RB/KOR/PR 1976-77 | 5 | 9 | 1.8 | 3 | 0 |
| Wayne Clark, QB 1974 | 1 | 8 | 8.0 | 8 | 1 |
| Steve Conley, RB 1972 | 3 | 8 | 2.7 | 5 | 0 |
| Reggie McNeal, WR 2006 | 1 | 8 | 8.0 | 8 | 0 |
| Sandy Durko, S 1970-72 | 1 | 7 | 7.0 | 7 | 0 |
| Mike Levenseller, WR 1979-80 | 1 | 6 | 6.0 | 6 | 0 |
| Carl Pickens, WR/PR 1992-99 | 6 | 6 | 1.0 | 6 | 0 |
| Patrick Robinson, WR/PR/KOR 1993 | 1 | 6 | 6.0 | 6 | 0 |
| Ryan Benjamin, RB 1993 | 3 | 5 | 1.7 | 2 | 0 |
| Daniel Herron, RB 2012 | 4 | 5 | 1.3 | 6 | 0 |
| Bobby Hunt, S 1968-69 | 1 | 5 | 5.0 | 5 | 1 |
| Mike Norseth, QB 1987-88 | 1 | 5 | 5.0 | 5 | 0 |
| Michael Blair, FB 1998 | 1 | 4 | 4.0 | 4 | 0 |
| Glenn Bujnoch, G 1976-82 | 1 | 4 | 4.0 | 4 | 1 |
| Doug Gaynor, QB 1986 | 1 | 4 | 4.0 | 4 | 0 |
| Jordan Palmer, QB 2008-10 | 1 | 4 | 4.0 | 4 | 0 |
| Kelley Washington, WR 2003-06 | 2 | 4 | 2.0 | 5 | 0 |

| | | | | | |
|------------------------------|----|----|------|----|---|
| Ted Washington, RB 1968 | 1 | 4 | 4.0 | 4 | 0 |
| John McDaniel, WR 1974-77 | 2 | 3 | 1.5 | 5 | 0 |
| Nathan Poole, RB 1979-80 | 6 | 3 | 0.5 | 7 | 0 |
| Rod Sherman, WR/K 1968 | 1 | 3 | 3.0 | 3 | 0 |
| Glenn Holt, WR/KOR 2006-08 | 2 | 2 | 1.0 | 1 | 0 |
| Paul Justin, QB 1998 | 1 | 2 | 2.0 | 2 | 0 |
| Jerome Simpson, WR 2008-11 | 1 | 2 | 2.0 | 2 | 0 |
| Quincy Wilson, RB 2006-07 | 2 | 2 | 1.0 | 5 | 0 |
| Jason Burns, RB 1995 | 1 | 1 | 1.0 | 1 | 0 |
| Jason Campbell, QB 2014 | 1 | 1 | 1.0 | 1 | 0 |
| Bruce Coslet, TE 1969-76 | 1 | 1 | 1.0 | 1 | 0 |
| Skyler Green, WR 2007 | 1 | 1 | 1.0 | 1 | 0 |
| John Stofa, QB 1968-69 | 10 | 1 | 0.1 | 13 | 0 |
| Michael Westbrook, WR 2002 | 1 | 1 | 1.0 | 1 | 0 |
| Marvin Cobb, S 1975-79 | 1 | 0 | 0.0 | 0 | 0 |
| Brad Costello, P 1988-99 | 1 | 0 | 0.0 | 0 | 0 |
| Rob Hertel, QB 1978 | 1 | 0 | 0.0 | 0 | 0 |
| Ryan Hewitt, H-B 2014-16 | 1 | 0 | 0.0 | 0 | 0 |
| Chris Pressley, FB 2010-13 | 1 | 0 | 0.0 | 0 | 0 |
| Jim Corbett, TE 1977-80 | 1 | -1 | -1.0 | -1 | 0 |
| Bruce Gradkowski, QB 2011-12 | 7 | -1 | 0.1 | 1 | 0 |
| Scottie Graham, RB 1997 | 1 | -1 | -1.0 | -1 | 0 |

| | | | | | |
|-------------------------------|---|-----|-------|-----|---|
| Kevin Huber, P 2009-16 | 3 | -1 | -0.3 | 0 | 0 |
| Eric Kresser, QB 1997-99 | 1 | -1 | -1.0 | -1 | 0 |
| Dennis Law, WR/PR 1978 | 1 | -1 | -1.0 | -1 | 0 |
| Dane Sanzenbacher, WR 2013-14 | 1 | -1 | -1.0 | -1 | 0 |
| Bob Trumphy, TE/WR 1968-77 | 1 | -1 | -1.0 | -1 | 0 |
| Craig Yeast, WR/PR 1999-2000 | 3 | -1 | -0.3 | 15 | 0 |
| Jeff Christensen, QB 1983 | 1 | -2 | -2.0 | -2 | 0 |
| Quan Cosby, WR/PR 2009-10 | 1 | -2 | -2.0 | -2 | 0 |
| Ira Hillary, WR/PR 1987-89 | 1 | -2 | -2.0 | -2 | 0 |
| Brandon LaFell, WR 2016 | 1 | -2 | -2.0 | -2 | 0 |
| Jeff Hill, WR 1994-96 | 1 | -3 | -3.0 | -3 | 0 |
| Scott Covington, QB 1999-2001 | 2 | -4 | -2.0 | -2 | 0 |
| M.L. Harris, TE 1980-85 | 4 | -5 | -1.3 | 5 | 0 |
| Neil Rackers, K 2000-02 | 1 | -5 | -5.0 | -5 | 0 |
| Pat McNally, P/WR 1976-85 | 5 | -7 | -1.4 | 18 | 0 |
| Anthony Wright, QB 2006 | 4 | -12 | -3.0 | -1 | 0 |
| Mike Barber, WR 1990-92 | 1 | -13 | -13.0 | -13 | 0 |
| David Dunn, WR/KOR 1995-98 | 1 | -13 | -13.0 | -13 | 0 |
| Cris Collinsworth, WR 1981-88 | 7 | -15 | -2.1 | 8 | 0 |
| Billy Brooks, WR 1976-79 | 3 | -17 | -5.7 | 4 | 0 |
| Lee Johnson, P/K 1988-98 | 4 | -25 | -6.3 | 0 | 0 |

ALL-TIME PASSING

Order based on passer rating. Updated through 2016 season.
Players active with Bengals as of June 22, 2017 are listed in bold.

500 OR MORE ATTEMPTS

| PLAYER, POS., YEARS | ATT | CMP | YDS | TD | INT | LG | SKD-YDS | RAT |
|--------------------------------|------|------|--------|-----|-----|--------|----------|------|
| Andy Dalton, QB 2011-16 | 3060 | 1920 | 22,214 | 142 | 81 | 86t | 181-1077 | 89.1 |
| Carson Palmer, QB 2003-10 | 3217 | 2024 | 22,694 | 154 | 100 | 78t | 160-1116 | 86.9 |
| Boomer Esiason, QB 1984-92, 97 | 3564 | 2015 | 27,149 | 187 | 131 | 86t | 237-1858 | 83.1 |
| Ken Anderson, QB 1971-86 | 4475 | 2654 | 32,838 | 197 | 160 | 94t | 398-2875 | 81.9 |
| Jeff Blake, QB 1994-99 | 2221 | 1240 | 15,134 | 93 | 62 | 88t | 171-1044 | 79.3 |
| Virgil Carter, QB 1970-73 | 582 | 328 | 3850 | 22 | 90t | 40-313 | 74.9 | |
| Jon Kitna, QB 2001-05 | 1707 | 1009 | 10,707 | 59 | 59 | 82t | 94-644 | 74.6 |
| David Klingler, QB 1992-95 | 687 | 375 | 3880 | 16 | 21 | 83t | 83-523 | 66.1 |

50-499 ATTEMPTS

| PLAYER, POS., YEARS | ATT | CMP | YDS | TD | INT | LG | SKD-YDS | RAT |
|----------------------------------|-----|-----|------|----|-----|-----|---------|------|
| AJ McCarron, QB 2014-16 | 119 | 79 | 854 | 6 | 2 | 66t | 12-63 | 97.1 |
| Neil O'Donnell, QB 1998 | 343 | 212 | 2216 | 15 | 4 | 76t | 30-217 | 90.2 |
| Greg Cook, QB 1969-74 | 200 | 107 | 1865 | 15 | 11 | 78t | 29-195 | 87.6 |
| Sam Wyche, QB 1968-70 | 220 | 115 | 1743 | 12 | 8 | 80t | 49-321 | 81.7 |
| Turk Schonert, QB 1980-85, 87-89 | 350 | 216 | 2756 | 7 | 12 | 71 | 43-330 | 78.7 |
| Erik Wilhelm, QB 1989-91, 93-97 | 136 | 77 | 912 | 5 | 6 | 46t | 8-43 | 71.1 |
| Ryan Fitzpatrick, QB 2007-08 | 372 | 221 | 1905 | 8 | 9 | 79 | 38-193 | 70.0 |
| Jay Schroeder, QB 1993 | 159 | 78 | 832 | 5 | 2 | 37 | 13-87 | 70.0 |
| Donald Hollas, QB 1991-94 | 115 | 67 | 645 | 3 | 5 | 24t | 16-122 | 64.6 |
| John Stofa, QB 1968-69 | 177 | 85 | 896 | 5 | 5 | 60 | 17-140 | 60.8 |
| Paul Justin, QB 1998 | 63 | 34 | 426 | 1 | 3 | 41 | 7-60 | 60.7 |
| Dewey Warren, QB 1968 | 80 | 47 | 506 | 1 | 4 | 45t | 10-69 | 60.7 |
| Jack Thompson, QB 1979-82 | 370 | 175 | 2072 | 13 | 19 | 59t | 36-352 | 55.1 |
| Akili Smith, QB 1999-2002 | 461 | 215 | 2212 | 5 | 13 | 46 | 59-327 | 52.8 |
| John Reaves, QB 1975-78 | 276 | 131 | 1546 | 7 | 17 | 51t | 15-104 | 47.8 |
| Gus Ferolette, QB 2002 | 85 | 44 | 437 | 1 | 5 | 51 | 10-74 | 46.1 |
| Scott Mitchell, QB 2000-01 | 199 | 93 | 1004 | 3 | 11 | 38 | 18-97 | 44.0 |

FEWER THAN 50 ATTEMPTS

| PLAYER, POS., YEARS | ATT | CMP | YDS | TD | INT | LG | SKD-YDS | RAT |
|----------------------------|-----|-----|-----|----|-----|-----|---------|-------|
| Mohamed Sanu, WR 2012-15 | 5 | 5 | 177 | 2 | 0 | 73t | 1-6 | 158.3 |
| Archie Griffin, RB 1976-83 | 4 | 3 | 39 | 2 | 0 | 18t | 1-3 | 144.8 |
| Lee Johnson, P/K 1988-98 | 5 | 4 | 19 | 2 | 0 | 7t | 0-0 | 122.1 |
| Lenvil Elliott, RB 1973-78 | 1 | 1 | 17 | 0 | 0 | 17 | 0-0 | 118.8 |

| | | | | | | | | |
|-------------------------------|----|----|-----|---|---|----|------|-------|
| Jack Gehrke, WR 1969 | 1 | 1 | 13 | 0 | 0 | 13 | 0-0 | 118.8 |
| Darnay Scott, WR 1994-2001 | 1 | 1 | 53 | 0 | 0 | 53 | 0-0 | 118.8 |
| Jim Breech, K 1980-92 | 1 | 1 | 12 | 0 | 0 | 12 | 0-0 | 116.7 |
| Pat McNally, P/WR 1976-85 | 4 | 3 | 81 | 0 | 0 | 43 | 0-0 | 116.7 |
| Anthony Wright, QB 2006 | 3 | 3 | 31 | 0 | 0 | 22 | 0-0 | 109.7 |
| Doug Gaynor, QB 1986 | 3 | 3 | 30 | 0 | 0 | 16 | 1-5 | 108.3 |
| James Brooks, RB 1984-91 | 2 | 1 | 8 | 1 | 0 | 8t | 0-0 | 100.0 |
| Dale Livingston, P/K 1968-69 | 2 | 2 | 15 | 0 | 0 | 17 | 0-0 | 97.9 |
| Fred Willis, RB 1971-72 | 3 | 2 | 24 | 0 | 0 | 16 | 0-0 | 91.0 |
| Scott Covington, QB 1999-2001 | 5 | 4 | 23 | 0 | 0 | 8 | 0-0 | 85.8 |
| Adrian Breen, QB 1987 | 8 | 3 | 9 | 1 | 0 | 6 | 3-18 | 85.4 |
| Carl Pickens, WR/PR 1992-99 | 3 | 2 | 18 | 0 | 0 | 12 | 0-0 | 82.6 |
| Stan Fritts, RB 1975-76 | 4 | 2 | 31 | 0 | 0 | 16 | 0-0 | 76.0 |
| Jason Campbell, QB 2014 | 19 | 11 | 74 | 0 | 0 | 38 | 1-0 | 66.6 |
| Dave Walter, QB 1987 | 21 | 10 | 113 | 0 | 0 | 35 | 2-15 | 64.2 |
| Bruce Gradkowski, QB 2011-12 | 29 | 13 | 174 | 1 | 1 | 44 | 1-7 | 61.6 |
| Dave Green, P/K 1974-75 | 3 | 1 | 22 | 0 | 0 | 22 | 0-0 | 60.4 |
| Dave Lewis, P/QB 1970-73 | 14 | 6 | 57 | 0 | 0 | 18 | 4-22 | 54.8 |
| Eric Kresser, QB 1997-99 | 21 | 10 | 164 | 1 | 2 | 37 | 0-0 | 50.6 |
| J.T. O'Sullivan, QB 2009 | 11 | 4 | 40 | 0 | 0 | 16 | 3-31 | 47.5 |
| Erie Bieniemy, RB/KOR 1995-98 | 2 | 0 | 0 | 0 | 0 | — | 0-0 | 39.6 |
| Steve Broussard, RB 1994 | 1 | 0 | 0 | 0 | 0 | — | 0-0 | 39.6 |
| Ki-Jana Carter, RB 1995-99 | 1 | 0 | 0 | 0 | 0 | — | 0-0 | 39.6 |
| Marvin Cobb, S 1975-79 | 1 | 0 | 0 | 0 | 0 | — | 0-0 | 39.6 |
| David Dunn, WR/KOR 1995-98 | 1 | 0 | 0 | 0 | 0 | — | 0-0 | 39.6 |
| Rob Hertel, QB 1978 | 4 | 1 | 9 | 0 | 0 | 9 | 0-0 | 39.6 |
| Lynn James, WR 1990-91 | 1 | 0 | 0 | 0 | 0 | — | 0-0 | 39.6 |
| Chad Johnson, WR 2001-10 | 1 | 0 | 0 | 0 | 0 | — | 0-0 | 39.6 |
| Rex Keeling, P 1968 | 1 | 0 | 0 | 0 | 0 | — | 0-0 | 39.6 |
| Doug Pelfrey, K 1993-99 | 1 | 0 | 0 | 0 | 0 | — | 0-0 | 39.6 |
| Bernard Scott, RB 2009-13 | 1 | 0 | 0 | 0 | 0 | — | 0-0 | 39.6 |
| Jordan Palmer, QB 2008-10 | 15 | 10 | 59 | 0 | 2 | 13 | 4-31 | 34.4 |
| Wayne Clark, QB 1974 | 22 | 9 | 98 | 0 | 3 | 19 | 1-1 | 15.2 |
| Ben Bennett, QB 1987 | 6 | 2 | 25 | 0 | 1 | 18 | 0-0 | 7.6 |
| Cris Collinsworth, WR 1981-88 | 1 | 0 | 0 | 0 | 1 | — | 0-0 | 0.0 |
| Corey Dillon, RB 1997-2003 | 1 | 0 | 0 | 0 | 1 | — | 1-4 | 0.0 |
| Steve Kreider, WR 1979-86 | 7 | 2 | 14 | 0 | 1 | 13 | 1-9 | 0.0 |
| Todd Philcox, QB 1990 | 2 | 0 | 0 | 0 | 1 | — | 2-9 | 0.0 |
| Eddie Brown, WR 1985-91 | 0 | 0 | 0 | 0 | 0 | — | 1-6 | — |
| Ira Hillary, WR/PR 1987-89 | 0 | 0 | 0 | 0 | 0 | — | 1-13 | — |

ALL-TIME RECEPTIONS

Order based on total receptions. Updated through 2016 season.
Players active with Bengals as of June 22, 2017 are listed in bold.

| PLAYER, POS., YEARS | REC | YDS | AVG | LG | TD |
|------------------------------------|-----|--------|------|-----|----|
| Chad Johnson, WR 2001-10 | 751 | 10,783 | 14.4 | 82t | 66 |
| Carl Pickens, WR/PR 1992-99 | 530 | 6887 | 13.0 | 75t | 63 |
| T.J. Houshmandzadeh, WR/PR 2001-08 | 507 | 5782 | 11.4 | 62 | 37 |
| A.J. Green, WR 2011-16 | 481 | 7135 | 14.8 | 82t | 49 |
| Cris Collinsworth, WR 1981-88 | 417 | 6698 | 16.1 | 74t | 36 |
| Isaac Curtis, WR 1973-84 | 416 | 7101 | 17.1 | 85t | 53 |
| Darnay Scott, WR 1994-2001 | 386 | 5975 | 15.5 | 88t | 36 |
| Eddie Brown, WR 1985-91 | 363 | 6134 | 16.9 | 86t | 41 |
| Rodney Holman, TE 1982-92 | 318 | 4329 | 13.6 | 73t | 34 |
| Tony McGee, TE 1993-2001 | 299 | 3795 | 12.7 | 54 | 20 |
| Bob Trumphy, TE/WR 1968-77 | 298 | 4600 | 15.4 | 80t | 35 |
| James Brooks, RB 1984-91 | 297 | 3012 | 10.1 | 57t | 27 |
| Tim McGee, WR/KOR 1986-92, '94-95 | 282 | 4703 | 16.7 | 78t | 25 |
| Jermaine Gresham, TE 2010-14 | 280 | 2722 | 9.7 | 55t | 24 |
| Peter Warrick, WR/PR 2000-04 | 264 | 2811 | 10.6 | 77t | 18 |
| Dan Ross, TE 1979-83, '85 | 263 | 3204 | 12.2 | 41 | 16 |
| Chip Myers, WR 1969-76 | 218 | 3079 | 14.1 | 63 | 12 |
| Corey Dillon, RB 1997-2003 | 192 | 1482 | 7.7 | 41 | 5 |
| Archie Griffin, RB 1976-83 | 192 | 1607 | 8.4 | 52t | 6 |
| Giovanni Bernard, RB 2013-16 | 187 | 1671 | 8.9 | 46 | 6 |
| Pete Johnson, FB 1977-83 | 173 | 1327 | 7.7 | 34 | 6 |
| Charles Alexander, HB/FB 1979-85 | 165 | 1130 | 6.8 | 65t | 2 |
| Mohamed Sanu, WR 2012-15 | 152 | 1739 | 11.8 | 76t | 11 |
| Boobie Clark, FB 1973-78 | 151 | 1193 | 7.5 | 39 | 2 |
| Steve Kreider, WR 1979-86 | 150 | 2119 | 14.1 | 56 | 9 |
| Harold Green, RB 1990-95 | 145 | 1004 | 6.9 | 34 | 3 |
| Marvin Jones, WR 2012-15 | 134 | 1729 | 12.9 | 47 | 15 |
| Eric Bieniemy, RB/KOR 1995-98 | 133 | 1098 | 8.3 | 42 | 0 |
| Reggie Kelly, TE 2003-10 | 125 | 970 | 7.8 | 32 | 3 |
| Andre Caldwell, WR/KOR 2008-11 | 124 | 1172 | 9.5 | 53 | 6 |
| Tyler Eifert, TE 2013-16 | 123 | 1491 | 12.1 | 71 | 20 |
| Essex Johnson, RB/PR/KOR 1968-75 | 121 | 1541 | 12.7 | 78t | 11 |

| | | | | | |
|--|-----------|------------|-------------|------------|----------|
| Chris Henry, WR 2005-09..... | 119 | 1826 | 15.3 | 73 | 21 |
| Don Bass, WR/TE 1978-81..... | 117 | 1580 | 13.5 | 55t | 13 |
| Stanford Jennings, RB/KOR 1984-90..... | 107 | 1027 | 9.6 | 43t | 9 |
| Kenny Watson, RB 2003-08..... | 103 | 762 | 7.4 | 46 | 1 |
| Lenvil Elliott, RB 1973-78..... | 102 | 921 | 9.0 | 33 | 9 |
| Rudi Johnson, RB 2001-07..... | 101 | 588 | 5.8 | 33 | 1 |
| M.L. Harris, TE 1980-85..... | 99 | 1369 | 13.8 | 80t | 10 |
| Billy Brooks, WR 1976-79..... | 93 | 1683 | 18.1 | 94t | 7 |
| Speedy Thomas, WR 1969-72..... | 93 | 1236 | 13.3 | 90t | 8 |
| Derrick Fenner, FB 1992-94..... | 91 | 744 | 8.2 | 40 | 2 |
| Brandon Bennett, RB/KOR 1998-2003..... | 90 | 756 | 8.4 | 55 | 1 |
| Matt Schobel, TE 2002-05..... | 90 | 938 | 10.4 | 76t | 9 |
| Ron Dugans, WR 2000-02..... | 89 | 797 | 9.0 | 31 | 3 |
| Doug Dressler, RB 1970-74..... | 87 | 689 | 7.9 | 33 | 1 |
| Andrew Hawkins, WR 2011-13..... | 86 | 995 | 11.6 | 59t | 4 |
| Brian Leonard, RB 2009-12..... | 83 | 631 | 7.6 | 37 | 1 |
| Chris Perry, RB/KOR 2004-08..... | 83 | 474 | 5.7 | 28 | 2 |
| Charlie Joiner, WR 1972-75..... | 82 | 1463 | 17.8 | 65t | 6 |
| Cedric Benson, RB 2008-11..... | 80 | 556 | 7.0 | 79 | 1 |
| Jeff Query, WR 1992-95..... | 77 | 963 | 12.5 | 83t | 7 |
| David Dunn, WR/KOR 1995-98..... | 76 | 1132 | 14.9 | 40 | 4 |
| Jess Phillips, RB/DB 1968-72..... | 76 | 427 | 5.6 | 31 | 2 |
| Ery Crabtree, WR 1969-71..... | 73 | 1188 | 16.3 | 73t | 11 |
| Terrell Owens, WR 2010..... | 72 | 983 | 13.7 | 78t | 9 |
| Kelley Washington, WR 2003-06..... | 72 | 893 | 12.4 | 51t | 9 |
| Jerome Simpson, WR 2008-11..... | 71 | 1004 | 14.1 | 84 | 7 |
| Mario Battaglia, TE 1996-2001..... | 70 | 651 | 9.3 | 34 | 2 |
| Paul Robinson, RB/KOR 1968-72..... | 69 | 454 | 6.6 | 68t | 2 |
| Mike Martin, WR/PR/KOR 1983-89..... | 67 | 1017 | 15.2 | 54t | 6 |
| Ery Kattus, TE 1986-91..... | 66 | 698 | 10.6 | 57 | 5 |
| Larry Kinnbrew, FB 1983-87..... | 65 | 600 | 9.2 | 31 | 3 |
| Brandon LaFell, WR 2016..... | 64 | 862 | 13.5 | 86t | 6 |
| Jeremy Hill, RB 2014-16..... | 63 | 468 | 7.4 | 38 | 1 |
| Bruce Coslet, TE 1969-76..... | 61 | 878 | 14.4 | 71t | 9 |
| Jeremi Johnson, FB 2003-09..... | 61 | 310 | 5.1 | 27t | 6 |
| Pat McNally, P/WR 1976-85..... | 57 | 808 | 14.2 | 59t | 6 |

(All-time individual stats — receptions, cont.)

| | | | | | |
|-----------------------------------|-----------|------------|-------------|-----------|----------|
| David Verser, WR/KOR 1981-84 | 23 | 454 | 19.7 | 73t | 3 |
| Ed Williams, RB 1974-75 | 23 | 194 | 8.4 | 20 | 2 |
| Eric Ball, FB/KOR 1989-94 | 22 | 216 | 9.8 | 48t | 3 |
| Tyler Kroft, TE 2015-16 | 21 | 221 | 10.5 | 22 | 1 |
| Warren McVea, WR/KOR 1968 | 21 | 264 | 12.6 | 55t | 2 |
| Ryan Hewitt, H-B 2014-16 | 20 | 198 | 9.9 | 22 | 0 |
| Glenn Holt, WR/KOR 2006-08 | 20 | 172 | 8.6 | 22 | 2 |
| James Joseph, RB 1995 | 20 | 118 | 5.9 | 13 | 0 |
| Jeff Coltran, FB 1994-96 | 19 | 117 | 6.2 | 15 | 1 |
| Charlie Davis, RB 1974-75 | 19 | 171 | 9.0 | 32 | 0 |
| Damon Gibson, WR/PR 1998 | 19 | 258 | 13.6 | 76t | 3 |
| Troy Sadowski, TE 1994-96 | 19 | 106 | 5.6 | 12 | 0 |
| Tom Smiley, RB 1968 | 19 | 86 | 4.5 | 17 | 0 |
| Armon Binns, WR 2012 | 18 | 210 | 11.7 | 48t | 1 |
| Rodney Tate, RB 1982-83 | 18 | 142 | 7.9 | 25 | 0 |
| James Wright, WR 2014-16 | 18 | 197 | 10.9 | 30 | 0 |
| Cody Core, WR 2016 | 17 | 200 | 11.8 | 50 | 0 |
| Kendall Smith, WR 1989-90 | 17 | 185 | 10.9 | 41t | 1 |
| Michael Basnight, RB 1999-2000 | 16 | 172 | 10.8 | 47 | 0 |
| Brian Brennan, WR 1992 | 16 | 166 | 10.4 | 21 | 1 |
| Bill Johnson, RB 1985-87 | 16 | 122 | 7.6 | 17 | 0 |
| Saint Saffold, WR 1968 | 16 | 172 | 10.8 | 25 | 0 |
| Ben Utecht, TE 2008-09 | 16 | 123 | 7.7 | 14 | 0 |
| Tony Davis, RB/PR 1976-78 | 15 | 135 | 9.0 | 28 | 0 |
| Stan Fritts, RB 1975-76 | 15 | 138 | 9.2 | 19 | 2 |
| Dane Sanzenbacher, WR 2013-14 | 15 | 166 | 11.1 | 26 | 0 |
| Damon Griffin, WR/PR 1999-2000 | 14 | 137 | 9.8 | 20 | 0 |
| Rick Walker, TE 1977-79 | 14 | 153 | 10.9 | 28 | 3 |
| Cedric Peerman, RB 2010-16 | 13 | 123 | 9.5 | 17 | 0 |
| Garrison Hearst, RB 1996 | 12 | 131 | 10.9 | 40 | 1 |
| Donald Lee, TE 2011 | 11 | 115 | 10.5 | 26 | 0 |
| Ryan Whalen, WR 2011-13 | 11 | 80 | 7.3 | 13 | 0 |
| Lynn James, WR 1990-91 | 10 | 139 | 13.9 | 22 | 1 |
| Tab Perry, WR/KOR 2005-07 | 10 | 109 | 10.9 | 30 | 1 |
| Orson Charles, TE 2012-13 | 9 | 109 | 12.1 | 25 | 0 |
| Steve Bush, TE/FB/LS 1997-2000 | 8 | 82 | 10.3 | 18 | 0 |
| Patrick Robinson, WR/PR/KOR 1993 | 8 | 72 | 9.0 | 14 | 0 |

| | | | | | |
|--------------------------------------|----------|-----------|-------------|-----------|----------|
| Michael Westbrook, WR 2002 | 8 | 94 | 11.8 | 26t | 2 |
| Anthony Munoz, OT 1980-92 | 7 | 18 | 2.6 | 12 | 4 |
| Wesley Carroll, WR 1993 | 6 | 81 | 13.5 | 28 | 0 |
| Quan Cosby, WR/PR 2009-10 | 6 | 71 | 11.8 | 23 | 0 |
| DeDe Dorsey, RB 2007-08 | 6 | 68 | 11.3 | 36 | 0 |
| Alex Erickson, WR/KOR/PR 2016 | 6 | 71 | 11.8 | 20 | 0 |
| David Frisch, TE 1993-94 | 6 | 43 | 7.2 | 12 | 0 |
| Ken Herock, TE 1968 | 6 | 75 | 12.5 | 22 | 0 |
| James Johnson, RB 2008 | 6 | 47 | 7.8 | 16 | 0 |
| Greg Little, WR 2014-15 | 6 | 69 | 11.5 | 21 | 0 |
| Ostell Miles, RB 1992-93 | 6 | 89 | 14.8 | 27 | 0 |
| Stepfret Williams, WR 1998 | 6 | 81 | 13.5 | 19t | 1 |
| Kevin Brock, TE 2014 | 5 | 21 | 4.2 | 10 | 0 |
| Colin Cochart, TE 2011 | 5 | 44 | 8.8 | 25 | 1 |
| Mike Dingle, RB 1991-92 | 5 | 23 | 4.6 | 12 | 1 |
| Dennis Law, WR/PR 1978 | 5 | 81 | 16.2 | 20 | 0 |
| Marc Logan, RB 1987-88 | 5 | 34 | 6.8 | 18 | 0 |
| Chris Pressley, FB 2010-13 | 5 | 26 | 5.2 | 9 | 1 |
| Clem Turner, RB 1969 | 5 | 14 | 2.8 | 8 | 0 |
| Estes Banks, RB 1968 | 4 | 15 | 3.8 | 13 | 1 |
| Jeff Hill, WR 1994-96 | 4 | 44 | 11.0 | 18 | 0 |
| Ron Lamb, RB 1968-71 | 4 | 77 | 19.3 | 60 | 0 |
| Mill Stegall, WR/KOR 1992-94 | 4 | 43 | 10.8 | 13 | 1 |
| Jeff Thomason, TE 1992-93 | 4 | 22 | 5.5 | 10 | 0 |
| Gunnard Twynier, WR 1997 | 4 | 45 | 11.3 | 16 | 0 |
| Dana Wright, RB 1987 | 4 | 28 | 7.0 | 11 | 0 |
| Chase Coffman, TE 2009-10 | 3 | 30 | 10.0 | 14 | 0 |
| Shane Garrett, WR/KOR 1991-92 | 3 | 32 | 10.7 | 13 | 0 |
| Skyler Green, WR 2007 | 3 | 33 | 11.0 | 18 | 0 |
| Larry Johnson, RB 2009 | 3 | 4 | 1.3 | 6 | 0 |
| Greg Meehan, WR 1987 | 3 | 25 | 8.3 | 12 | 0 |
| Nathan Poole, RB 1979-80 | 3 | -14 | -4.7 | 3 | 0 |
| Alex Smith, TE 2013-14 | 3 | 12 | 4.0 | 7 | 1 |
| John Farley, RB 1984 | 2 | 11 | 5.5 | 10 | 0 |
| Jake Fisher, OT/H-B 2015-16 | 2 | 43 | 21.5 | 31 | 0 |
| John Garrett, WR 1989 | 2 | 29 | 14.5 | 18 | 0 |
| Tim George, WR 1973 | 2 | 28 | 14.0 | 19 | 0 |
| John Hollifield, RB 1988-89 | 2 | 18 | 9.0 | 14 | 0 |
| Don Kern, TE 1984-85 | 2 | 14 | 7.0 | 9 | 0 |
| Nate Lawrie, TE 2007-08 | 2 | 11 | 5.5 | 7 | 0 |

| | | | | | |
|-----------------------------------|----------|-----------|-------------|------------|----------|
| Mike Levenseller, WR 1979-80 | 2 | 30 | 15.0 | 22 | 0 |
| Ed Marshall, WR 1971 | 2 | 18 | 9.0 | 10 | 0 |
| Kirk McMullen, TE 2001 | 2 | 15 | 7.5 | 11 | 0 |
| Jack Novak, TE 1975 | 2 | 34 | 17.0 | 19 | 0 |
| Marquis Pleasant, WR 1987 | 2 | 45 | 22.5 | 35 | 0 |
| Ken Riley, CB 1969-83 | 2 | 15 | 7.5 | 17 | 0 |
| Wade Russell, TE 1987 | 2 | 27 | 13.5 | 23 | 1 |
| Melvin Tuten, OT/TE 1995-96 | 2 | 12 | 6.0 | 9 | 1 |
| Derek Ware, TE 1995 | 2 | 36 | 18.0 | 21 | 0 |
| Andre White, TE 2018 | 2 | 18 | 9.0 | 11 | 0 |
| Mario Alford, WR 2015 | 1 | 15 | 15.0 | 15 | 0 |
| Ryan Benjamin, RB 1993 | 1 | 16 | 16.0 | 16 | 0 |
| Brian Blados, G/OT 1984-91 | 1 | 4 | 4.0 | 4 | 0 |
| Michael Blair, FB 1998 | 1 | 7 | 7.0 | 7 | 0 |
| Drew Buie, WR 1972 | 1 | 5 | 5.0 | 5 | 0 |
| Al Chandler, TE 1973-74 | 1 | 9 | 9.0 | 9 | 0 |
| Andy Dalton, QB 2011-16 | 1 | 18 | 18.0 | 18t | 1 |
| Ryan Fitzpatrick, QB 2007-08 | 1 | -3 | -3.0 | -3 | 0 |
| Scottie Graham, RB 1997 | 1 | 1 | 1.0 | 1 | 0 |
| Jim Hargrove, RB 1981 | 1 | 0 | 0.0 | 0 | 0 |
| Champ Henson, RB 1975 | 1 | -2 | -2.0 | -2 | 0 |
| Bernard Jackson, S/CB/KOR 1972-76 | 1 | 22 | 22.0 | 22 | 0 |
| Bob Johnson, C 1968-79 | 1 | 3 | 3.0 | 3 | 0 |
| Curtis Keaton, RB/KOR 2000-01 | 1 | 9 | 9.0 | 9 | 0 |
| Mike Kelly, TE 1970-72 | 1 | 9 | 9.0 | 9 | 0 |
| David Klingler, QB 1992-95 | 1 | -6 | -6.0 | -6 | 0 |
| Marcus Maxwell, WR 2007-08 | 1 | 5 | 5.0 | 5 | 0 |
| David McCluskey, RB 1987 | 1 | 8 | 8.0 | 8 | 0 |
| Reece Morrison, RB 1972-73 | 1 | 4 | 4.0 | 4 | 0 |
| Carl Parker, WR 1988-89 | 1 | 45 | 45.0 | 45 | 0 |
| Bill Peterson, LB 1968-72 | 1 | 10 | 10.0 | 10 | 0 |
| Cliff Russell, WR/KOR 2004 | 1 | 21 | 21.0 | 21 | 0 |
| Sedrick Shaw, RB 1999 | 1 | -4 | -4.0 | -4 | 0 |
| Willie Shelby, RB/KOR/PR 1976-77 | 1 | 3 | 3.0 | 3 | 0 |
| Akili Smith, QB 1999-2002 | 1 | 6 | 6.0 | 6 | 0 |
| Tommie Smith, WR 1969 | 1 | 41 | 41.0 | 41 | 0 |
| Andrew Whitworth, OT/G 2006-16 | 1 | 1 | 1.0 | 1t | 1 |
| Sam Wyche, QB 1968-70 | 1 | 5 | 5.0 | 5 | 0 |

ALL-TIME RECEIVING YARDS

Order based on total yards. Updated through 2016 season.
Players active with Bengals as of June 22, 2017 are listed in bold.

| PLAYER, POS., YEARS | YDS | REC | AVG | LG | TD |
|-------------------------------------|-------------|------------|-------------|------------|-----------|
| Chad Johnson, WR 2001-10 | 10,783 | 751 | 14.4 | 82t | 66 |
| A.J. Green, WR 2011-16 | 7135 | 481 | 14.8 | 82t | 49 |
| Isaac Curtis, WR 1973-84 | 7101 | 416 | 17.1 | 85t | 53 |
| Carl Pickens, WR/PR 1992-99 | 6887 | 530 | 13.0 | 75t | 63 |
| Cris Collinsworth, WR 1981-88 | 6698 | 417 | 16.1 | 74t | 36 |
| Eddie Brown, WR 1985-91 | 6134 | 363 | 16.9 | 86t | 41 |
| Darnay Scott, WR 1994-2001 | 5975 | 386 | 15.5 | 88t | 36 |
| T.J. Houshmandzadeh, WR/PR 2001-08 | 5782 | 507 | 11.4 | 62 | 37 |
| Tim McGehee, WR/KOR 1986-92, '94-95 | 4703 | 282 | 16.7 | 78t | 25 |
| Bob Trupee, TE/WR 1968-77 | 4600 | 298 | 15.4 | 80t | 35 |
| Rodney Holman, TE 1982-92 | 4329 | 318 | 13.6 | 73t | 34 |
| Tony McGehee, TE 1993-2001 | 3795 | 299 | 12.7 | 54 | 20 |
| Dan Ross, TE 1979-83, '85 | 3204 | 263 | 12.2 | 41 | 16 |
| Chip Myers, WR 1969-76 | 3079 | 218 | 14.1 | 63 | 12 |
| James Brooks, RB 1984-91 | 3012 | 297 | 10.1 | 57t | 27 |
| Peter Warrick, WR/PR 2000-04 | 2811 | 264 | 10.6 | 77t | 18 |
| Jermaine Gresham, TE 2010-14 | 2722 | 280 | 9.7 | 55t | 24 |
| Steve Kreider, WR 1979-86 | 2119 | 150 | 14.1 | 56 | 9 |
| Chris Henry, WR 2005-09 | 1826 | 119 | 15.3 | 73 | 21 |
| Mohamed Sanu, WR 2012-15 | 1793 | 152 | 11.8 | 76t | 11 |
| Marvin Jones, WR 2012-15 | 1729 | 134 | 12.9 | 47 | 15 |
| Billy Brooks, WR 1976-79 | 1683 | 93 | 18.1 | 94t | 7 |
| Giovani Bernard, RB 2013-16 | 1671 | 187 | 8.9 | 46 | 6 |
| Archie Griffin, RB 1976-83 | 1607 | 192 | 8.4 | 52t | 6 |
| Don Bass, WR/TE 1978-81 | 1580 | 117 | 13.5 | 55t | 13 |
| Essex Johnson, RB/PR/KOR 1968-75 | 1541 | 121 | 12.7 | 78t | 11 |
| Tyler Eifert, TE 2013-16 | 1491 | 123 | 12.1 | 71 | 20 |
| Corey Dillon, RB 1997-2003 | 1482 | 192 | 7.7 | 41 | 5 |
| Charlie Joiner, WR 1972-75 | 1463 | 82 | 17.8 | 65t | 6 |
| M.L. Harris, TE 1980-85 | 1369 | 99 | 13.8 | 80t | 10 |
| Pete Johnson, FB 1977-83 | 1327 | 173 | 7.7 | 34 | 6 |
| Speedy Thomas, WR 1969-72 | 1236 | 93 | 13.3 | 90t | 8 |
| Eric Crabtree, WR 1969-71 | 1188 | 73 | 16.3 | 73t | 11 |
| Andre Caldwell, WR/KOR 2008-11 | 1172 | 124 | 9.5 | 53 | 6 |
| Boobie Clark, FB 1973-78 | 1139 | 151 | 7.5 | 39 | 2 |
| David Dunn, WR/KOR 1995-98 | 1132 | 76 | 14.9 | 40 | 4 |
| Charles Alexander, HB/FB 1979-85 | 1130 | 165 | 6.8 | 65t | 2 |
| Eric Bieniemy, RB/KOR 1995-98 | 1098 | 133 | 8.3 | 42 | 0 |
| Stanford Jennings, RB/KOR 1984-90 | 1027 | 107 | 9.6 | 43t | 9 |
| Mike Martin, WR/PR/KOR 1983-89 | 1017 | 67 | 15.2 | 54t | 6 |
| Harold Green, RB 1990-95 | 1004 | 145 | 6.9 | 34 | 3 |
| Jerome Simpson, WR 2008-11 | 1004 | 71 | 14.1 | 84 | 7 |
| Andrew Hawkins, WR 2011-13 | 995 | 86 | 11.6 | 59t | 4 |
| Terrell Owens, WR 2010 | 983 | 72 | 13.7 | 78t | 9 |
| Reggie Kelly, TE 2003-10 | 970 | 125 | 7.8 | 32 | 3 |
| Jeff Query, WR 1992-95 | 963 | 77 | 12.5 | 83t | 7 |
| Matt Schobel, TE 2002-05 | 938 | 90 | 10.4 | 76t | 9 |
| Lenvil Elliott, RB 1973-78 | 921 | 102 | 9.0 | 33 | 9 |
| Kelley Washington, WR 2003-06 | 893 | 72 | 12.4 | 51t | 9 |
| Brace Coslet, TE 1969-76 | 878 | 61 | 14.4 | 71t | 9 |
| Bruno LaFell, WR 2016 | 862 | 64 | 13.5 | 86t | 6 |
| Pat McNally, PWR 1976-85 | 808 | 57 | 14.2 | 59t | 5 |
| Ron Dugans, WR 2000-02 | 797 | 89 | 9.0 | 31 | 3 |
| Kenny Watson, RB 2003-08 | 762 | 103 | 7.4 | 46 | 1 |
| Brandon Bennett, RB/KOR 1998-2003 | 756 | 90 | 8.4 | 55 | 1 |
| Derrick Fenner, FB 1992-94 | 744 | 91 | 8.2 | 40 | 2 |
| Eric Kallus, TE 1986-91 | 698 | 66 | 10.6 | 57 | 5 |
| Doug Dressler, RB 1970-74 | 689 | 87 | 7.9 | 33 | 1 |

| | | | | | |
|---------------------------------|------------|-----------|-------------|-----------|----------|
| Marco Battaglia, TE 1996-2001 | 651 | 70 | 9.3 | 34 | 2 |
| Brian Leonard, RB 2009-12 | 631 | 83 | 7.6 | 37 | 1 |
| Jordan Shipley, WR 2010-11 | 614 | 56 | 11.0 | 64t | 3 |
| Danny Farmer, WR 2000-02 | 611 | 43 | 14.2 | 51 | 1 |
| Tyler Boyd, WR 2016 | 603 | 54 | 11.2 | 30 | 1 |
| Larry Kinnebrew, FB 1983-87 | 600 | 65 | 9.2 | 31 | 3 |
| Rudi Johnson, RB 2001-07 | 588 | 101 | 5.8 | 33 | 1 |
| Cedric Benson, RB 2008-11 | 556 | 80 | 7.0 | 79 | 1 |
| Willie Jackson, WR 1998-99 | 534 | 38 | 14.1 | 47 | 2 |
| Laveranues Coles, WR 2009 | 514 | 43 | 12.0 | 40 | 5 |
| Chris Perry, RB/KOR 2004-08 | 474 | 83 | 5.7 | 28 | 2 |
| Brandon Tate, WR/KOR/PR 2011-15 | 469 | 33 | 14.2 | 55t | 3 |
| Jeremy Hill, RB 2014-16 | 468 | 63 | 7.4 | 38 | 1 |
| John McDaniel, WR 1974-77 | 459 | 26 | 17.7 | 60 | 1 |
| Paul Robinson, RB/KOR 1968-72 | 454 | 69 | 6.6 | 68t | 2 |
| David Verser, WR/KOR 1981-84 | 454 | 23 | 19.7 | 73t | 3 |
| Mike Barber, WR 1990-92 | 451 | 37 | 12.2 | 42t | 2 |
| Reggie Rembert, WR 1991-93 | 437 | 36 | 12.1 | 27 | 1 |
| Jess Phillips, RB/DB 1968-72 | 427 | 76 | 5.6 | 31 | 2 |
| James Hundon, WR 1996-99 | 416 | 28 | 14.9 | 61 | 4 |
| Tony Stewart, TE 2002-06 | 412 | 50 | 8.2 | 26 | 2 |
| Ickey Woods, FB 1988-91 | 397 | 47 | 8.4 | 25 | 0 |
| Jim Corbett, TE 1977-80 | 376 | 25 | 15.0 | 51 | 1 |
| Ki-Jana Carter, RB 1995-99 | 375 | 52 | 7.2 | 35 | 1 |
| Rob Sherman, WR/K 1968 | 374 | 31 | 12.1 | 27t | 1 |
| Antonio Chatman, WR/PR 2006-09 | 365 | 43 | 8.5 | 25 | 1 |
| Craig Yeast, WR/PR 1999-2000 | 321 | 27 | 11.9 | 27 | 0 |
| Jeremi Johnson, FB 2003-09 | 310 | 61 | 5.1 | 27t | 6 |
| Ira Hillary, WR/PR 1987-89 | 303 | 27 | 11.2 | 31 | 2</ |

(All-time individual stats — receiving yards, cont.)

| | | | | | |
|---------------------------|----|---|------|----|---|
| Ed Marshall, WR 1971 | 18 | 2 | 9.0 | 10 | 0 |
| Anthony Munoz, OT 1980-92 | 18 | 7 | 2.6 | 12 | 4 |
| Andre White, TE 1968 | 18 | 2 | 9.0 | 11 | 0 |
| Ryan Benjamin, RB 1993 | 16 | 1 | 16.0 | 16 | 0 |
| Mario Alford, WR 2015 | 15 | 1 | 15.0 | 15 | 0 |
| Estes Banks, RB 1968 | 15 | 4 | 3.8 | 13 | 1 |
| Kirk McMullen, TE 2001 | 15 | 2 | 7.5 | 11 | 0 |
| Ken Riley, CB 1969-83 | 15 | 2 | 7.5 | 17 | 0 |
| Don Kern, TE 1984-85 | 14 | 2 | 7.0 | 9 | 0 |
| Clem Turner, RB 1969 | 14 | 5 | 2.8 | 8 | 0 |
| Alex Smith, TE 2013-14 | 12 | 3 | 4.0 | 7 | 1 |

| | | | | | |
|-------------------------------|----|---|------|----|---|
| Melvin Tuten, OT/TE 1995-96 | 12 | 2 | 6.0 | 9 | 1 |
| John Farley, RB 1984 | 11 | 2 | 5.5 | 10 | 0 |
| Nate Lawrie, TE 2007-08 | 11 | 2 | 5.5 | 7 | 0 |
| Bill Peterson, LB 1968-72 | 10 | 1 | 10.0 | 10 | 0 |
| Al Chandler, TE 1973-74 | 9 | 1 | 9.0 | 9 | 0 |
| Curtis Keaton, RB/KOR 2000-01 | 9 | 1 | 9.0 | 9 | 0 |
| Mike Kelly, TE 1970-72 | 9 | 1 | 9.0 | 9 | 0 |
| David McCluskey, RB 1987 | 8 | 1 | 8.0 | 8 | 0 |
| Michael Blair, FB 1998 | 7 | 1 | 7.0 | 7 | 0 |
| Akili Smith, QB 1999-2002 | 6 | 1 | 6.0 | 6 | 0 |
| Drew Bule, WR 1972 | 5 | 1 | 5.0 | 5 | 0 |
| Marcus Maxwell, WR 2007-08 | 5 | 1 | 5.0 | 5 | 0 |
| Sam Wyche, QB 1968-70 | 5 | 1 | 5.0 | 5 | 0 |
| Brian Blados, G/OT 1984-91 | 4 | 1 | 4.0 | 4 | 0 |

| | | | | | |
|----------------------------------|-----|---|------|----|---|
| Larry Johnson, RB 2009 | 4 | 3 | 1.3 | 6 | 0 |
| Reece Morrison, RB 1972-73 | 4 | 1 | 4.0 | 4 | 0 |
| Bob Johnson, C 1968-79 | 3 | 1 | 3.0 | 3 | 0 |
| Willie Shelby, RB/KOR/PR 1976-77 | 3 | 1 | 3.0 | 3 | 0 |
| Scottie Graham, RB 1997 | 1 | 1 | 1.0 | 1 | 0 |
| Andrew Whitworth, OT/G 2006-16 | 1 | 1 | 1.0 | 1 | 1 |
| Jim Hargrove, RB 1981 | 0 | 1 | 0.0 | 0 | 0 |
| Champ Henson, RB 1975 | -2 | 1 | -2.0 | -2 | 0 |
| Ryan Fitzpatrick, QB 2007-08 | -3 | 1 | -3.0 | -3 | 0 |
| Sedrick Shaw, RB 1999 | -4 | 1 | -4.0 | -4 | 0 |
| David Klingler, QB 1992-95 | -6 | 1 | -6.0 | -6 | 0 |
| Nathan Poole, RB 1979-80 | -14 | 3 | -4.7 | 3 | 0 |

ALL-TIME PUNTING

Order based on punting average. Updated through 2016 season.
Players active with Bengals as of June 22, 2017 are listed in bold.

| 100 OR MORE PUNTS | | | | | | | | | | |
|------------------------------|-----|--------|-------|---------|---------|-------|----|-------|----|------|
| PLAYER, POS., YEARS | NO | YDS | AVG | OPP RET | OPP YDS | NET | TB | IN-20 | LG | BLK. |
| Kevin Huber, P 2009-16 | 609 | 27,398 | 44.99 | 255 | 2027 | 39.69 | 56 | 205 | 75 | 2 |
| Dave Lewis, P/QB 1970-73 | 285 | 12,447 | 43.67 | — | — | — | 27 | — | 63 | 0 |
| Lee Johnson, P/K 1988-98 | 746 | 32,196 | 43.16 | 368 | 3841 | 35.28 | 93 | 186 | 70 | 5 |
| Kyle Larson, P 2004-08 | 379 | 15,900 | 41.95 | 206 | 1609 | 35.74 | 32 | 109 | 75 | 3 |
| Pat McInally, P/WR 1976-85 | 700 | 29,307 | 41.87 | 407 | 3588 | 33.96 | 82 | 157 | 67 | 9 |
| Dale Livingston, P/K 1968-69 | 140 | 5805 | 41.46 | — | — | — | 7 | — | 66 | 1 |
| Dave Green, P/K 1974-75 | 134 | 5356 | 39.97 | — | — | — | 16 | — | 57 | 1 |
| Nick Harris, P 2001-03 | 177 | 7064 | 39.91 | 103 | 1011 | 32.36 | 13 | 37 | 57 | 2 |

| 25-99 TOTAL PUNTS | | | | | | | | | | |
|-----------------------------|----|------|-------|---------|---------|-------|----|-------|----|------|
| PLAYER, POS., YEARS | NO | YDS | AVG | OPP RET | OPP YDS | NET | TB | IN-20 | LG | BLK. |
| Will Brice, P 1999 | 60 | 2475 | 41.25 | 36 | 406 | 32.08 | 4 | 12 | 72 | 2 |
| Daniel Pope, P 2000 | 94 | 3775 | 40.16 | 40 | 387 | 33.06 | 14 | 18 | 57 | 0 |
| Scott Richardson, P 2003-04 | 49 | 1961 | 40.02 | 28 | 220 | 33.49 | 5 | 9 | 58 | 0 |
| Kyle Fulkerson, P 1987-88 | 96 | 3840 | 40.00 | 55 | 436 | 32.69 | 10 | 23 | 58 | 2 |

| FEWER THAN 25 TOTAL PUNTS | | | | | | | | | | |
|---------------------------------|----|-----|-------|---------|---------|-------|----|-------|----|------|
| PLAYER, POS., YEARS | NO | YDS | AVG | OPP RET | OPP YDS | NET | TB | IN-20 | LG | BLK. |
| Mike Nugent, K 2010-16 | 2 | 80 | 40.00 | 0 | 0 | 40.00 | 0 | 0 | 43 | 0 |
| Greg Horne, P 1987 | 19 | 759 | 39.95 | 10 | 71 | 32.00 | 4 | 2 | 57 | 0 |
| Shawn Powell, P 2013 | 7 | 268 | 38.29 | 2 | 25 | 34.71 | 0 | 3 | 52 | 0 |
| Terry Swanson, P 1969 | 12 | 459 | 38.25 | — | — | — | 1 | — | 55 | 0 |
| Doug Dressler, RB 1970-74 | 1 | 34 | 34.00 | — | — | — | 0 | — | 34 | 0 |
| Chris Bahr, K 1976-79 | 6 | 196 | 32.67 | 2 | -1 | 29.50 | 1 | 4 | 45 | 0 |
| Travis Dorsch, P/K 2002 | 5 | 162 | 32.40 | 3 | 153 | 1.80 | 0 | 0 | 46 | 0 |
| Boomer Eslason, QB 1984-92, '97 | 4 | 120 | 30.00 | 1 | 12 | 27.00 | 0 | 2 | 41 | 0 |
| Jim Breech, K 1980-92 | 14 | 409 | 29.21 | 2 | 21 | 20.57 | 5 | 5 | 43 | 0 |
| Ron Lamb, RB 1968-71 | 1 | 29 | 29.00 | — | — | — | 0 | — | 29 | 0 |
| Fletcher Smith, CB/S/P 1968-71 | 8 | 230 | 28.75 | — | — | — | 0 | — | 45 | 0 |
| Rex Keeling, P 1968 | 6 | 170 | 28.33 | — | — | — | 0 | — | 35 | 0 |
| Horst Muhlmann, K 1969-74 | 2 | 38 | 19.00 | — | — | — | 0 | — | 38 | 1 |
| Doug Pelfrey, K 1993-99 | 3 | 56 | 18.67 | 0 | 0 | 18.67 | 0 | 0 | 27 | 0 |
| Neil Rackers, K 2000-02 | 3 | 49 | 16.33 | 1 | 4 | 8.33 | 1 | 1 | 32 | 0 |

* NOTE: Net punting average was not an official NFL statistic until 1976.

ALL-TIME PUNT RETURNS

Order based on return average. Updated through 2016 season.
Players active with Bengals as of June 22, 2017 are listed in bold.

| 50 OR MORE PUNT RETURNS | | | | | | |
|---|-----|----|------|-------|-----|----|
| PLAYER, POS., YEARS | NO | FC | YDS | AVG | LG | TD |
| Adam Jones, CB/PR/KOR 2010-16 | 92 | 2 | 984 | 10.70 | 811 | 1 |
| Quan Cosby, WR/PR 2009-10 | 70 | 40 | 699 | 9.99 | 60 | 0 |
| Mike Martin, WR/PR/KOR 1983-89 | 140 | 36 | 1381 | 9.86 | 55 | 0 |
| Peter Warrick, WR/PR 2000-04 | 54 | 19 | 526 | 9.74 | 82 | 2 |
| Corey Sawyer, CB/PR 1994-98 | 50 | 29 | 482 | 9.64 | 82 | 1 |
| Lemar Parrish, CB/PR/KOR 1970-77 | 130 | 31 | 1201 | 9.24 | 90 | 4 |
| Brandon Tate, WR/KOR/PR 2011-15 | 153 | 69 | 1411 | 9.22 | 56 | 1 |
| Tommy Casanova, S/PR 1972-77 | 91 | 32 | 784 | 8.62 | 74 | 1 |
| T.J. Houshmandzadeh, WR/PR 2001-08 | 55 | 18 | 447 | 8.13 | 86 | 0 |
| Kelwan Ratliff, CB/PR 2004-07, '09-10 | 72 | 28 | 540 | 7.50 | 49 | 0 |
| Essex Johnson, RB/PR/KOR 1968-75 | 51 | 14 | 303 | 5.94 | 45 | 0 |

| 25-49 PUNT RETURNS | | | | | | |
|--|----|----|-----|-------|----|----|
| PLAYER, POS., YEARS | NO | FC | YDS | AVG | LG | TD |
| Mitchell Price, CB/PR 1990-93 | 49 | 22 | 510 | 10.41 | 78 | 2 |
| Craig Yeast, WR/PR 1999-2000 | 44 | 20 | 434 | 9.86 | 86 | 2 |
| Tony Davis, RB/PR 1976-78 | 41 | 17 | 350 | 8.54 | 70 | 0 |
| Carl Pickens, WR/PR 1992-99 | 37 | 15 | 307 | 8.30 | 95 | 1 |
| Vaughn Lusk, CB/PR 1979 | 32 | 4 | 260 | 8.13 | 40 | 0 |
| Damon Gibson, WR/PR 1998 | 27 | 19 | 218 | 8.07 | 65 | 1 |
| Greg Myers, S/PR 1996-99 | 35 | 21 | 252 | 7.20 | 18 | 0 |
| Cleotha Montgomery, RB/KOR/PR 1980 | 31 | 7 | 223 | 7.19 | 42 | 0 |
| Patrick Robinson, WR/PR/KOR 1993 | 43 | 6 | 305 | 7.09 | 36 | 0 |
| Alex Erickson, WR/KOR/PR 2016 | 28 | 19 | 195 | 6.96 | 24 | 0 |
| John Simmons, CB/PR/KOR 1981-86 | 44 | 18 | 302 | 6.86 | 43 | 0 |
| Mike Fuller, S/PR 1981-82 | 40 | 21 | 272 | 6.80 | 34 | 0 |

| | | | | | | |
|----------------------------------|----|----|-----|------|----|---|
| Willie Shelby, RB/KOR/PR 1976-77 | 32 | 7 | 216 | 6.75 | 30 | 0 |
| Antonio Chatman, WR/PR 2006-09 | 47 | 16 | 304 | 6.47 | 34 | 0 |
| Lyle Blackwood, S/PR 1973-75 | 37 | 8 | 164 | 4.43 | 31 | 0 |
| Dennis Law, WR/PR 1978 | 25 | 4 | 106 | 4.24 | 17 | 0 |

| FEWER THAN 25 PUNT RETURNS | | | | | | |
|-----------------------------------|----|----|------|-------|----|----|
| PLAYER, POS., YEARS | NO | FC | YDS | AVG | LG | TD |
| Kenny Graham, S 1970 | 1 | 2 | 41 | 41.00 | 41 | 0 |
| Charlie King, CB 1968-69 | 1 | 0 | 38 | 38.00 | 35 | 0 |
| Phil Spiller, S 1968 | 2 | 4 | 51 | 25.50 | 40 | 0 |
| Jeff Burris, CB 2002-03 | 5 | 1 | 58 | 11.60 | 34 | 0 |
| Danny Farmer, WR 2000-02 | 1 | 5 | 11 | 11.00 | 11 | 0 |
| Dick Jauron, S 1978-81 | 4 | 4 | 42 | 10.50 | 15 | 0 |
| Richard Carey, CB 1989 | 3 | 2 | 29 | 9.67 | 13 | 0 |
| Damon Griffin, WR/PR 1999-2000 | 24 | 3 | 204 | 8.50 | 34 | 0 |
| Ira Hillary, WR/PR 1987-89 | 23 | 9 | 185 | 8.04 | 20 | 0 |
| Ray Horton, CB 1983-88 | 15 | 4 | 120 | 8.00 | 25 | 0 |
| Jess Phillips, RB/DB 1968-72 | 2 | 1 | 16 | 8.00 | 11 | 0 |
| Stepfret Williams, WR 1998 | 2 | 3 | 16 | 8.00 | 10 | 0 |
| Dale Dunn, WR/KOR 1995-98 | 7 | 1 | 54 | 7.71 | 20 | 0 |
| Shane Garrett, WR/KOR 1991-92 | 1 | 0 | 7 | 7.00 | 7 | 0 |
| Tim McGee, WR/KOR 1986-92, '94-95 | 3 | 4 | 21 | 7.00 | 9 | 0 |
| Monk Williams, WR 1968 | 0 | 14 | 7.00 | 13 | 0 | |
| Eric Bieniemy, RB/KOR 1995-98 | 7 | 1 | 47 | 6.71 | 10 | 0 |
| Mike Levenseller, WR 1979-80 | 8 | 2 | 46 | 5.75 | 21 | 0 |
| Mike Barber, WR 1990-92 | 13 | 5 | 70 | 5.38 | 15 | 0 |
| Deltha O'Neal, CB 2004-07 | 8 | 8 | 43 | 5.37 | 17 | 0 |
| Leon Hall, CB 2007-15 | 3 | 0 | 16 | 5.33 | 12 | 0 |
| Jo-Jo Heath, DB 1980 | 6 | 1 | 29 | 4.83 | 11 | 0 |
| Eddie Brown, WR 1985-91 | 10 | 7 | 48 | 4.80 | 13 | 0 |
| Steve Holden, WR 1977 | 3 | 0 | 14 | 4.67 | 13 | 0 |

| | | | | | | |
|-------------------------------------|----|----|-----|-------|----|---|
| Kendal Smith, WR 1989-90 | 13 | 2 | 58 | 4.46 | 15 | 0 |
| Skyler Green, WR 2007 | 9 | 10 | 38 | 4.22 | 9 | 0 |
| Bryan Hicks, S 1980-84 | 1 | 0 | 4 | 4.00 | 4 | 0 |
| Darryl Williams, S 1992-95, 2000-01 | 1 | 0 | 4 | 4.00 | 4 | 0 |
| Marvin Cobb, S 1975-79 | 5 | 5 | 19 | 3.80 | 7 | 0 |
| Speedy Thomas, WR 1969-72 | 12 | 17 | 45 | 3.75 | 12 | 0 |
| Ken Brown, WR 1987 | 5 | 3 | 16 | 3.20 | 10 | 0 |
| Willie Jackson, WR 1998-99 | 2 | 1 | 6 | 3.00 | 8 | 0 |
| Don Bass, WR/TE 1978-81 | 3 | 0 | 8 | 2.67 | 7 | 0 |
| Sandy Durko, S 1970-72 | 6 | 11 | 14 | 2.33 | 7 | 0 |
| Dave Lewis, P/QB 1970-73 | 1 | 2 | 2 | 2.00 | 2 | 0 |
| Paul Robinson, RB/KOR 1968-72 | 2 | 0 | 1 | 0.50 | 1 | 0 |
| Jerry Anderson, S 1977 | 1 | 0 | 0 | 0.00 | 0 | 0 |
| Greg Bright, S 1980-81 | 1 | 0 | 0 | 0.00 | 0 | 0 |
| Scott Burk, S 1979 | 1 | 1 | 0 | 0.00 | 0 | 0 |
| Andre Caldwell, WR/KOR 2008-11 | 1 | 0 | 0 | 0.00 | 0 | 0 |
| Al Coleman, S 1969-71 | 1 | 0 | 0 | 0.00 | 0 | 0 |
| John Guillory, DB 1969-70 | 1 | 0 | 0 | 0.00 | 0 | 0 |
| Lynn James, WR 1990-91 | 1 | 0 | 0 | 0.00 | 0 | 0 |
| Roger Jones, CB 1994-96 | 1 | 0 | 0 | 0.00 | 0 | 0 |
| Marcello Simmons, CB 1993 | 1 | 0 | 0 | 0.00 | 0 | 0 |
| Fletcher Smith, CB/S/P 1968-71 | 1 | 0 | 0 | 0.00 | 0 | 0 |
| Reggie Williams, LB 1976-89 | 2 | 0 | 0 | 0.00 | 0 | 0 |
| Louis Breedon, CB 1977-87 | 6 | 1 | -12 | -2.00 | 1 | 0 |
| James Hundon, WR 1996-99 | 1 | 0 | -7 | -7.00 | -7 | 0 |
| Thomas Bailey, WR 1995 | 0 | 1 | 0 | — | — | 0 |
| Nate Clements, CB/S 2011-12 | 0 | 1 | 0 | — | — | 0 |
| Jack Gehke, WR 1969 | 0 | 1 | 0 | — | — | 0 |
| Robert Jackson, S 1981-87, '89 | 0 | 1 | 0 | — | — | 0 |
| Jeff Query, WR 1992-95 | 0 | 1 | 0 | — | — | 0 |

ALL-TIME KICKOFF RETURNS

Order based on return average. Updated through 2016 season.
Players active with Bengals as of June 22, 2017 are listed in bold.

| 50 OR MORE KICKOFF RETURNS | | | | | | |
|-----------------------------------|-----|------|-------|-----|----|--|
| PLAYER, POS., YEARS | NO | YDS | AVG | LG | TD | |
| Adam Jones, CB/PR/KOR 2010-16 | 51 | 1344 | 26.35 | 97 | 0 | |
| Lemar Parrish, CB/PR/KOR 1970-77 | 61 | 1504 | 24.66 | 95 | 1 | |
| Tremain Mack, S/CB/KOR 1997-2000 | 146 | 3583 | 24.54 | 99 | 2 | |
| Bernard Scott, RB/KOR 2009-13 | 73 | 1787 | 24.48 | 96 | 1 | |
| Glenn Holt, WR/KOR 2006-08 | 122 | 2961 | 24.27 | 100 | 1 | |
| Brandon Tate, WR/KOR/PR 2011-15 | 145 | 3517 | 24.26 | 71 | 0 | |
| Bernard Jackson, S/CB/KOR 1972-76 | 96 | 2298 | 23.94 | 62 | 0 | |
| Tab Perry, WR/KOR 2005-07 | 75 | 1776 | 23.68 | 94 | 0 | |
| Brandon Bennett, RB/KOR 1998-2003 | 109 | 2498 | 22.92 | 94 | 1 | |
| David Dunn, WR/KOR 1995-98 | 104 | 2361 | 22.70 | 90 | 1 | |
| Mike Martin, WR/PR/KOR 1983-89 | 75 | 1643 | 21.91 | 45 | 0 | |
| Tim McGee, WR/KOR 1986-92, 94-95 | 58 | 1249 | 21.53 | 94 | 0 | |
| Eric Ball, FB/KOR 1989-94 | 115 | 2474 | 21.51 | 48 | 0 | |
| David Verser, WR/KOR 1981-84 | 61 | 1310 | 21.48 | 78 | 0 | |
| Deacon Turner, RB/KOR 1978-80 | 65 | 1346 | 20.71 | 36 | 0 | |
| Stanford Jennings, RB/KOR 1984-90 | 136 | 2752 | 20.24 | 98 | 1 | |
| | | | | | | |
| 25-49 KICKOFF RETURNS | | | | | | |
| PLAYER, POS., YEARS | NO | YDS | AVG | LG | TD | |
| Alex Erickson, WR/KOR/PR 2016 | 29 | 810 | 27.93 | 84 | 0 | |
| Jeff Hill, WR 1994-96 | 30 | 724 | 24.13 | 55 | 0 | |

(All-time individual stats — kickoff returns, cont.)

| | | | | | |
|-------------------------------------|----|-----|-------|----|---|
| Don Bass, WR/TE 1978-81..... | 7 | 138 | 19.71 | 33 | 0 |
| Chris Perry, RB/KOR 2004-08..... | 21 | 412 | 19.62 | 36 | 0 |
| Ryan Benjamin, RB 1993..... | 4 | 78 | 19.50 | 24 | 0 |
| Red Burkhead, RB 2013-16..... | 6 | 114 | 19.00 | 26 | 0 |
| Derrick Fenner, RB 1992-94..... | 2 | 38 | 19.00 | 19 | 0 |
| Steve Kreider, WR 1979-86..... | 1 | 19 | 19.00 | 19 | 0 |
| Brian Leonard, RB 2009-12..... | 2 | 38 | 19.00 | 24 | 0 |
| Carl Zander, LB 1985-91..... | 1 | 19 | 19.00 | 19 | 0 |
| Damon Griffin, WR/PR 1999-2000..... | 23 | 425 | 18.48 | 42 | 0 |
| Dave Lewis, P/QB 1970-73..... | 3 | 55 | 18.33 | 27 | 0 |
| Terrell Roberts, CB 2003-04..... | 7 | 128 | 18.29 | 23 | 0 |
| Phil Spiller, S 1968..... | 5 | 91 | 18.20 | 28 | 0 |
| Daniel Coats, TE/FB 2007-10..... | 1 | 18 | 18.00 | 18 | 0 |
| Rickey Dixon, DB 1988-92..... | 1 | 18 | 18.00 | 18 | 0 |
| Gunnard Twyner, WR 1997..... | 4 | 72 | 18.00 | 24 | 0 |
| Mitchell Price, CB/PR 1990-93..... | 17 | 302 | 17.76 | 33 | 0 |
| Quan Cosby, WR/PR 2009-10..... | 16 | 283 | 17.69 | 31 | 0 |
| Estes Banks, RB 1968..... | 6 | 106 | 17.67 | 24 | 0 |
| Charlie Joiner, WR 1972-75..... | 5 | 88 | 17.60 | 25 | 0 |
| Bryan Hicks, S 1980-84..... | 5 | 87 | 17.40 | 21 | 0 |
| Richard Carey, CB 1989..... | 6 | 104 | 17.33 | 23 | 0 |
| Leon Hall, CB 2007-15..... | 3 | 52 | 17.33 | 29 | 0 |
| Lyle Blackwood, S/PR 1973-75..... | 1 | 17 | 17.00 | 17 | 0 |
| James Brooks, RB 1984-91..... | 24 | 408 | 17.00 | 37 | 0 |
| Jo-Jo Heath, DB 1980..... | 3 | 51 | 17.00 | 21 | 0 |
| James Joseph, RB 1995..... | 1 | 17 | 17.00 | 17 | 0 |
| Nathan Poole, RB 1979-80..... | 8 | 136 | 17.00 | 24 | 0 |
| Rodney Holman, TE 1982-92..... | 2 | 33 | 16.50 | 18 | 0 |
| Carl Powell, DE 2003-05..... | 2 | 33 | 16.50 | 20 | 0 |
| Ed Williams, RB 1974-75..... | 2 | 33 | 16.50 | 22 | 0 |
| Shane Garrett, WR/KOR 1991-92..... | 13 | 214 | 16.46 | 24 | 0 |
| Steve Broussard, RB 1994..... | 7 | 115 | 16.43 | 24 | 0 |
| Ron Lamb, RB 1968-71..... | 9 | 147 | 16.33 | 25 | 0 |
| Jerry Anderson, S 1977..... | 8 | 129 | 16.13 | 21 | 0 |
| Ostell Miles, RB 1992-93..... | 12 | 193 | 16.08 | 27 | 0 |
| Jeremi Johnson, FB 2003-09..... | 1 | 16 | 16.00 | 16 | 0 |
| Marc Logan, RB 1987-88..... | 7 | 111 | 15.86 | 24 | 0 |
| Craig Yeast, WR/PR 1999-2000..... | 10 | 156 | 15.60 | 29 | 0 |

| | | | | | |
|---|----|-----|-------|----|---|
| John Farley, RB 1984..... | 6 | 93 | 15.50 | 32 | 0 |
| Vaughn Lusby, CB/PR 1979..... | 6 | 92 | 15.33 | 28 | 0 |
| Ken Brown, WR 1987..... | 3 | 45 | 15.00 | 20 | 0 |
| Marvin Cobb, S 1975-79..... | 1 | 15 | 15.00 | 15 | 0 |
| Jim Corbett, TE 1977-80..... | 1 | 15 | 15.00 | 15 | 0 |
| Howie Kurnick, LB 1979-80..... | 4 | 60 | 15.00 | 20 | 0 |
| Dennis Law, WR/PR 1978..... | 2 | 30 | 15.00 | 17 | 0 |
| Langston Moore, DT 2004..... | 1 | 15 | 15.00 | 15 | 0 |
| Ross Browner, DE 1978-86..... | 2 | 29 | 14.50 | 15 | 0 |
| Deltha O'Neal, CB 2004-07..... | 2 | 29 | 14.50 | 15 | 0 |
| Kendal Smith, WR 1989-90..... | 7 | 100 | 14.29 | 20 | 0 |
| Cedric Peerman, RB 2010-16..... | 11 | 157 | 14.27 | 26 | 0 |
| Laveranus Coles, WR 2009..... | 1 | 14 | 14.00 | 14 | 0 |
| Melvin Morgan, CB 1976-78..... | 1 | 14 | 14.00 | 14 | 0 |
| James Johnson, RB 2008..... | 1 | 13 | 13.00 | 13 | 0 |
| Jeff Query, WR 1992-95..... | 1 | 13 | 13.00 | 13 | 0 |
| Doug Dressler, RB 1970-74..... | 8 | 100 | 12.50 | 22 | 0 |
| Nick Luchey, FB/H-B 1999-2002, '05..... | 13 | 161 | 12.38 | 24 | 0 |
| Jim Browner, S 1979-80..... | 8 | 97 | 12.13 | 26 | 0 |
| Louis Breeden, CB 1977-87..... | 1 | 12 | 12.00 | 12 | 0 |
| M.L. Harris, TE 1980-85..... | 1 | 12 | 12.00 | 12 | 0 |
| Ron Hunt, OT 1976-78..... | 2 | 24 | 12.00 | 17 | 0 |
| Jim Riggs, TE 1987-92..... | 3 | 35 | 11.67 | 15 | 0 |
| Tony Davis, RB/PR 1976-78..... | 10 | 114 | 11.40 | 21 | 0 |
| Joe King, S 1991..... | 3 | 34 | 11.33 | 17 | 0 |
| Boobie Clark, FB 1973-78..... | 1 | 11 | 11.00 | 11 | 0 |
| Jeff Cothran, FB 1994-96..... | 1 | 11 | 11.00 | 11 | 0 |
| Guy Dennis, G 1969-72..... | 1 | 11 | 11.00 | 11 | 0 |
| Pete Johnson, FB 1977-83..... | 1 | 11 | 11.00 | 11 | 0 |
| Wayne McClure, LB 1968, '70..... | 1 | 11 | 11.00 | 11 | 0 |
| Dennis Randall, DE 1968..... | 1 | 11 | 11.00 | 11 | 0 |
| Eric Kattus, TE 1986-91..... | 3 | 32 | 10.67 | 13 | 0 |
| Mike Barber, WR 1990-92..... | 2 | 21 | 10.50 | 14 | 0 |
| Craig Taylor, RB 1989-91..... | 2 | 21 | 10.50 | 16 | 0 |
| Lorenzo Neal, FB 2001-02..... | 5 | 52 | 10.40 | 17 | 0 |
| DeDe Dorsey, RB 2007-08..... | 2 | 20 | 10.00 | 20 | 0 |
| Stan Fritts, RB 1975-76..... | 1 | 10 | 10.00 | 10 | 0 |
| Kimo von Oelhoffen, NT/DT 1994-99..... | 1 | 10 | 10.00 | 10 | 0 |
| Reggie Kelly, TE 2003-10..... | 7 | 68 | 9.71 | 15 | 0 |
| Ki-Jana Carter, RB 1995-99..... | 1 | 9 | 9.00 | 9 | 0 |
| Greg Meehan, WR 1987..... | 1 | 9 | 9.00 | 9 | 0 |

| | | | | | |
|--|----|----|-------|----|---|
| Brock Gutierrez, C/G 1996-2002..... | 3 | 26 | 8.67 | 11 | 0 |
| Tony Stewart, TE 2002-06..... | 5 | 43 | 8.60 | 13 | 0 |
| Orson Charles, TE 2012-13..... | 2 | 17 | 8.50 | 10 | 0 |
| Jerome Simpson, WR 2008-11..... | 1 | 8 | 8.00 | 8 | 0 |
| Steve Tovar, LB 1993-97..... | 1 | 8 | 8.00 | 8 | 0 |
| Chris Pressley, FB 2010-13..... | 2 | 15 | 7.50 | 8 | 0 |
| Larry Kinnebrew, FB 1983-87..... | 1 | 7 | 7.00 | 7 | 0 |
| Marco Battaglia, TE 1996-01..... | 2 | 13 | 6.50 | 8 | 0 |
| Ron Simpkins, LB 1980-86..... | 5 | 32 | 6.40 | 15 | 0 |
| Giovani Bernard, RB 2013-16..... | 1 | 6 | 6.00 | 6 | 0 |
| Eddie Brown, WR 1985-91..... | 1 | 6 | 6.00 | 6 | 0 |
| Steve Bush, TE/FB/LS 1997-2000..... | 3 | 18 | 6.00 | 8 | 0 |
| Ron Dugans, WR 2000-02..... | 1 | 6 | 6.00 | 6 | 0 |
| Greg Fairchild, G 1976-77..... | 1 | 6 | 6.00 | 6 | 0 |
| Clem Turner, RB 1969..... | 3 | 15 | 5.00 | 13 | 0 |
| Nate Clements, CB/S 2011-12..... | 1 | 4 | 4.00 | 4 | 0 |
| Tony McGee, TE 1993-01..... | 1 | 4 | 4.00 | 4 | 0 |
| Troy Sadowski, TE 1994-96..... | 2 | 7 | 3.50 | 7 | 0 |
| Mohamed Sanu, WR 2012-15..... | 1 | 2 | 2.00 | 2 | 0 |
| Matt Schobel, TE 2002-05..... | 2 | 4 | 2.00 | 4 | 0 |
| Glen Steele, DT/DE 1998-2003..... | 1 | 2 | 2.00 | 2 | 0 |
| Ted Vincent, DT 1978..... | 1 | 2 | 2.00 | 2 | 0 |
| Eric Shaw, LB 1992-94..... | 1 | 1 | 1.00 | 1 | 0 |
| Tom Dinkel, LB 1978-83, '85..... | 2 | 1 | 0.50 | 1 | 0 |
| Bruce Coslet, LB 1969-76..... | 1 | 0 | 0.00 | 0 | 0 |
| Brad Cousino, LB 1975..... | 1 | 0 | 0.00 | 0 | 0 |
| David Fulcher, S 1986-92..... | 1 | 0 | 0.00 | 0 | 0 |
| James Griffin, S 1983-85..... | 1 | 0 | 0.00 | 0 | 0 |
| Harry Gunner, DE 1968-69..... | 1 | 0 | 0.00 | 0 | 0 |
| John Hollifield, RB 1988-89..... | 1 | 0 | 0.00 | 0 | 0 |
| Mike Kelly, TE 1970-72..... | 2 | 0 | 0.00 | 0 | 0 |
| Bobby Kemp, S 1981-86..... | 1 | 0 | 0.00 | 0 | 0 |
| Saint Saffold, WR 1968..... | 1 | 0 | 0.00 | 0 | 0 |
| Gary Williams, WR 1984..... | 1 | 0 | 0.00 | 0 | 0 |
| Eric Thomas, CB 1987-92..... | 1 | -1 | -1.00 | -1 | 0 |
| Andre Collins, LB 1995-97..... | 1 | -3 | -3.00 | -3 | 0 |
| Robert Jackson, S 1981-87, '89..... | Of | 0 | — | — | 0 |
| Keiwan Rattiff, CB/PR 2004-07, '09-10..... | Of | 0 | — | — | 0 |
| Rick Razzano, LB 1980-84..... | Of | 0 | — | — | 0 |

ALL-TIME INTERCEPTIONS

Order based on total interceptions. Updated through 2016 season.
Players active with Bengals as of June 22, 2017 are listed in bold.

| PLAYER, POS., YEARS | NO | YDS | AVG | LG | TD |
|--|----|-----|------|------|----|
| Ken Riley, CB 1969-83..... | 65 | 596 | 9.2 | 66 | 5 |
| Louis Breeden, CB 1977-87..... | 33 | 558 | 16.9 | 102t | 2 |
| David Fulcher, S 1986-92..... | 31 | 246 | 7.9 | 28 | 2 |
| Leon Hall, CB 2007-15..... | 26 | 261 | 10.0 | 50t | 3 |
| Lemar Parrish, CB/PR/KOR 1970-77..... | 25 | 354 | 14.2 | 65t | 4 |
| Reggie Nelson, S 2010-15..... | 23 | 333 | 14.5 | 75t | 1 |
| Tory James, CB 2003-06..... | 21 | 171 | 8.1 | 31 | 0 |
| Tommy Casanova, S/PR 1972-77..... | 17 | 276 | 16.2 | 33t | 2 |
| Deltha O'Neal, CB 2004-07..... | 16 | 212 | 13.3 | 42 | 1 |
| Reggie Williams, LB 1976-89..... | 16 | 194 | 12.1 | 54t | 1 |
| Al Beauchamp, LB 1968-75..... | 15 | 144 | 9.6 | 34 | 2 |
| Robert Jackson, S 1981-87, '89..... | 15 | 202 | 13.5 | 57t | 2 |
| Kevin Kaesviharn, S/CB 2001-06..... | 15 | 101 | 6.7 | 29 | 0 |
| Eric Thomas, CB 1987-92..... | 15 | 82 | 5.5 | 37 | 1 |
| Ray Horton, CB 1983-88..... | 14 | 189 | 13.5 | 55t | 2 |
| Johnathan Joseph, CB 2006-10..... | 14 | 228 | 16.3 | 42t | 3 |
| Ashley Ambrose, CB 1996-98..... | 13 | 119 | 9.2 | 31t | 1 |
| Marvin Cobb, S 1975-79..... | 13 | 240 | 18.5 | 52t | 1 |
| James Francis, LB 1990-98..... | 11 | 205 | 18.6 | 66t | 3 |
| Ray Griffin, CB/KOR 1978-84..... | 11 | 305 | 27.7 | 96t | 3 |
| Dick Jauron, S 1978-81..... | 11 | 104 | 9.5 | 24t | 1 |
| Adam Jones, CB/PR/KOR 2010-16..... | 11 | 109 | 9.9 | 60t | 1 |
| Corey Sawyer, CB/PR 1994-98..... | 11 | 163 | 14.8 | 61 | 1 |
| Brian Simmons, LB 1998-2006..... | 11 | 169 | 15.4 | 51t | 2 |
| Darryl Williams, S 1992-95, 2000-01..... | 11 | 289 | 26.3 | 97t | 2 |
| Barney Bussey, S/KOR 1986-92..... | 10 | 77 | 7.7 | 19 | 0 |
| Jim LeClair, LB 1972-83..... | 10 | 64 | 6.4 | 21 | 0 |
| Bill Bergey, LB 1969-73..... | 9 | 163 | 18.1 | 58 | 0 |
| Lewis Billups, CB 1986-91..... | 9 | 86 | 9.6 | 29 | 0 |
| James Griffin, S 1983-85..... | 9 | 214 | 23.8 | 57t | 3 |
| Artrell Hawkins, CB 1998-2003..... | 9 | 157 | 17.4 | 102t | 1 |
| Bernard Jackson, S/CB/KOR 1972-76..... | 9 | 114 | 12.7 | 34 | 0 |
| Bobby Kemp, S 1981-86..... | 9 | 53 | 5.9 | 26 | 0 |
| Dre Kirkpatrick, CB 2012-16..... | 9 | 74 | 8.2 | 30t | 2 |
| Fletcher Smith, CB/S/P 1968-71..... | 9 | 100 | 11.1 | 29 | 0 |
| Madieu Williams, S/CB 2004-07..... | 9 | 126 | 14.0 | 51t | 1 |
| Chris Crocker, S 2008-13..... | 8 | 153 | 19.1 | 32t | 1 |
| George Iloka, S 2012-16..... | 8 | 78 | 9.8 | 28 | 0 |
| Bo Harris, LB 1975-82..... | 7 | 168 | 24.0 | 62t | 1 |
| Rey Mauluga, LB 2009-16..... | 7 | 102 | 14.6 | 47 | 0 |
| Steve Tovar, LB 1993-97..... | 7 | 69 | 9.9 | 24 | 0 |
| Rickey Dixon, DB 1988-92..... | 6 | 122 | 20.3 | 47 | 0 |
| Rod Jones (Roderick), CB 1990-96..... | 6 | 40 | 6.7 | 24 | 0 |
| Chinedum Ndukwe, S 2007-10..... | 6 | 65 | 10.8 | 44 | 0 |
| Jimmy Spencer, CB 1996-97..... | 6 | 46 | 7.7 | 34 | 0 |
| Bracey Walker, S 1994-96..... | 6 | 91 | 15.2 | 35 | 0 |
| Mike Brim, CB 1993-95..... | 5 | 146 | 29.2 | 49 | 1 |
| Vontaze Burfitt, LB 2012-16..... | 5 | 82 | 16.4 | 47 | 0 |
| Glenn Cameron, RB 1975-85..... | 5 | 58 | 11.6 | 27 | 0 |
| Neal Craig, S 1971-73..... | 5 | 128 | 25.6 | 63t | 1 |
| Bobby Hunt, S 1968-69..... | 5 | 81 | 16.2 | 27 | 0 |
| Terence Newman, CB 2012-14..... | 5 | 11 | 2.2 | 9 | 0 |

| | | | | | |
|---|---|----|------|-----|---|
| Bill Peterson, S, LB 1968-72..... | 5 | 39 | 7.8 | 17 | 0 |
| Takeo Spikes, LB 1998-2002..... | 5 | 85 | 17.0 | 66t | 1 |
| Odell Thurman, LB 2005..... | 5 | 59 | 11.8 | 30t | 1 |
| Shawn Williams, S 2013-16..... | 5 | 28 | 5.6 | 14 | 0 |
| Sandy Durko, S 1970-72..... | 4 | 46 | 11.5 | 25 | 0 |
| Greg Myers, S/PR 1996-99..... | 4 | 35 | 8.8 | 25 | 0 |
| Scott Perry, CB 1976-79..... | 4 | 70 | 17.5 | 39t | 2 |
| Vincent Rey, LB 2010-16..... | 4 | 35 | 8.8 | 25t | 1 |
| Sam Shade, S 1995-98..... | 4 | 54 | 13.5 | 32 | 0 |
| Doug Adams, LB 1971-74..... | 3 | 44 | 14.7 | 19 | 0 |
| Leo Barker, LB 1984-91..... | 3 | 36 | 12.0 | 29 | 0 |
| Jeff Burris, CB 2002-03..... | 3 | 22 | 7.3 | 17 | 0 |
| Tom Carter, CB 1999-2001..... | 3 | 40 | 13.3 | 30 | 0 |
| Nate Clements, CB/S 2011-12..... | 3 | 26 | 8.7 | 21 | 0 |
| John Copeland, DE/DT 1993-2000..... | 3 | 19 | 6.3 | 12 | 0 |
| Ken Dyer, S 1969-71..... | 3 | 45 | 15.0 | 22 | 0 |
| Robert Geathers, DE/LB 2004-14..... | 3 | 68 | 22.7 | 36t | 1 |
| Kenny Graham, S 1970..... | 3 | 31 | 10.3 | 31 | 0 |
| Cory Hall, S 1999-2002..... | 3 | 14 | 4.7 | 12 | 0 |
| Rodney Heath, CB 1999-2001..... | 3 | 72 | 24.0 | 58t | 1 |
| Dexter Jackson, S 2006-08..... | 3 | 53 | 17.7 | 46 | 0 |
| Brandon Johnson, LB 2008-11..... | 3 | 47 | 15.7 | 35 | 0 |
| Michael Johnson, DE/LB 2009-13, '15-16..... | 3 | 10 | 3.3 | 7 | 0 |
| Louis Oliver, S 1994..... | 3 | 36 | 12.0 | 19 | 0 |
| Bo Orlando, S 1996-97..... | 3 | 3 | 1.0 | 3 | 0 |
| Jess Phillips, RB/DB 1968-72..... | 3 | 26 | 8.7 | 23 | 0 |
| Keiwan Rattiff, CB/PR 2004-07, '09-10..... | 3 | 52 | 17.3 | 35 | 0 |
| Carl Zander, LB 1985-91..... | 3 | 33 | 11.0 | 18 | 0 |
| Ken Avery, LB 1969-74..... | 2 | 20 | 10.0 | 15 | 0 |
| Robert Beckett, S 2003-04..... | 2 | 11 | 5.5 | 11 | 0 |
| Lyle Blackwood, S/PR 1973-75..... | 2 | 44 | 22.0 | 40 | 0 |
| Chris C. Carter, S 2000-01..... | 2 | 16 | 8.0 | 10 | 0 |
| Andre Collins, LB 1995-97..... | 2 | 3 | 1.5 | 3 | 0 |
| Mike Fuller, S/PR 1981-82..... | 2 | 31 | 15.5 | 31 | 0 |
| Harry Gunner, DE 1968-69..... | 2 | 90 | 45.0 | 70t | 1 |

ALL-TIME SACKS

Order based on total sacks. Updated through 2016 season. Players active with Bengals as of June 22, 2017 are listed in bold.

| PLAYER, POS., YEARS | SKS | YDS |
|--|-------------|--------------|
| Eddie Edwards, DE/DT 1977-88..... | 83.5 | 675.5 |
| Reggie Williams, LB 1976-89..... | 62.5 | 496.0 |
| Ross Browner, DE 1978-86..... | 59.0 | 508.0 |
| Carlos Dunlap, DE 2010-16..... | 57.0 | 401.0 |
| Geno Atkins, DT 2010-16..... | 52.0 | 363.5 |
| Justin Smith, DE 2001-07..... | 43.5 | 299.5 |
| Michael Johnson, DE/LB 2009-13, '15-16..... | 35.0 | 230.5 |
| Tim Krumrie, NT 1983-94..... | 34.5 | 238.0 |
| Robert Geathers, DE/LB 2004-14..... | 34.0 | 223.0 |
| James Francis, LB 1990-98..... | 33.0 | 224.5 |
| Gary Burley, DE 1975-83*..... | 31.5 | 268.0 |
| Coy Bacon, DE 1976-77..... | 27.5 | 262.5 |
| Alfred Williams, LB/DE 1991-94..... | 26.5 | 176.0 |
| Dan Wilkinson, DT/DE 1994-97..... | 25.0 | 165.5 |
| John Copeland, DE/DT 1993-2000..... | 24.0 | 150.0 |
| Reinard Wilson, LB/DE 1997-2002..... | 24.0 | 150.0 |
| Brian Simmons, LB 1998-06..... | 23.0 | 148.0 |
| Jim Skow, DE 1986-89..... | 21.5 | 180.0 |
| Wallace Gilberry, DE 2012-16..... | 20.0 | 137.5 |
| Domata Peko, DT 2006-16..... | 18.5 | 108.5 |
| Daniel Stubbs, DE 1991-93..... | 17.0 | 117.0 |
| John Thornton, DT 2003-08..... | 17.0 | 116.0 |
| Bo Harris, LB 1975-82*..... | 15.5 | 115.0 |
| Emmanuel King, LB 1985-88..... | 15.0 | 139.0 |
| Jason Buck, DE 1987-90..... | 14.5 | 115.0 |
| Duane Clemons, DE 2003-05..... | 14.5 | 99.5 |
| Takeo Spikes, LB 1998-2002..... | 14.5 | 119.0 |
| Jonathan Fanene, DE/DT 2005-11..... | 13.5 | 89.0 |
| Ricardo McDonald, LB 1992-97..... | 13.0 | 62.0 |
| Oliver Gibson, DT/NT 1999-2003..... | 12.0 | 67.5 |
| Tony Williams, DT 2001-04..... | 12.0 | 68.0 |
| Barney Bussey, S/KOR 1986-92..... | 11.5 | 93.5 |
| Wilson Whitley, DT 1977-82..... | 11.5 | 89.5 |
| Antwan Odum, DE 2008-10..... | 11.0 | 79.0 |
| Michael Bankston, DE 1998-00..... | 10.5 | 49.5 |
| Steve Foley, LB 1998-2002..... | 9.5 | 62.0 |
| Darryl Williams, S 1992-95, 2000-01..... | 9.5 | 79.0 |
| Glen Collins, DE 1982-85..... | 9.0 | 81.0 |
| Natu Tuatagaloa, DE 1989-91..... | 9.0 | 56.0 |
| Chris Crocker, S 2008-13..... | 8.5 | 44.0 |
| Gerald Dixon, LB 1996-97..... | 8.5 | 55.5 |
| David Fulcher, S 1986-92..... | 8.5 | 74.5 |
| David Grant, NT 1988-91..... | 8.5 | 67.5 |
| Jim LeClair, LB 1972-83*..... | 8.5 | 84.0 |
| Mike St. Clair, DE 1980-82..... | 8.0 | 67.0 |
| Carl Zander, LB 1985-91..... | 8.0 | 73.0 |
| Chinedum Ndukwe, S 2007-10..... | 7.5 | 62.5 |
| Vontaze Burfict, LB 2012-16..... | 7.0 | 52.0 |
| Andre Collins, LB 1995-97..... | 7.0 | 40.0 |
| Frostee Rucker, DE 2006-11..... | 7.0 | 49.0 |
| Steve Tovar, LB 1993-97..... | 7.0 | 39.0 |
| Pat Sims, DT 2008-12, '15-16..... | 6.5 | 36.0 |
| Glenn Cameron, LB 1975-85*..... | 6.0 | 48.0 |
| Cory Hall, S 1999-2002..... | 6.0 | 38.0 |
| Kevin Kaesviharn, S/CB 2001-06..... | 6.0 | 37.0 |
| Vincent Rey, LB 2010-16..... | 6.0 | 44.0 |
| Jeff Schuh, LB 1981-85..... | 6.0 | 52.0 |
| Leon White, LB 1986-91..... | 6.0 | 45.0 |
| Ron N. Carpenter, DT/DE 1970-76*..... | 5.5 | 54.0 |
| Kevin Hardy, LB 2003-04..... | 5.5 | 29.0 |
| Mike Hammerstein, DE/NT 1986-90..... | 5.5 | 42.0 |
| Dhani Jones, LB 2007-10..... | 5.5 | 37.0 |
| Skip McClendon, DE 1987-91..... | 5.5 | 54.5 |
| Reggie Nelson, S 2010-15..... | 5.5 | 47.5 |
| Sam Shade, S 1995-98..... | 5.0 | 33.0 |
| Clyde Simmons, DE 1998..... | 5.0 | 37.0 |
| Kimo von Oelhoffen, NT/DT 1994-99..... | 5.0 | 32.5 |
| Will Clarke, DE 2014-16..... | 4.5 | 16.5 |
| Tom Dinkel, LB 1978-83, '85..... | 4.5 | 32.0 |
| David Pollack, LB 2005-07..... | 4.5 | 34.0 |
| Bryan Robinson, DE/DT 2005-07..... | 4.5 | 25.0 |
| Ron Simpkins, LB 1980-86..... | 4.5 | 31.0 |
| Louis Breedon, CB 1977-87..... | 4.0 | 36.0 |
| Bobby Kemp, S 1981-86..... | 4.0 | 23.0 |
| Rey Mauualuga, LB 2009-16..... | 4.0 | 18.0 |
| Lamar Rogers, DE 1991-92..... | 4.0 | 28.5 |
| Keith Rucker, DT 1994-95..... | 4.0 | 20.0 |
| Madieu Williams, S/CB 2004-07..... | 4.0 | 23.0 |
| Brandon Johnson, LB 2008-11..... | 3.5 | 16.5 |
| Landon Johnson, LB 2004-07..... | 3.5 | 26.0 |
| Roger Jones, CB 1994-96..... | 3.5 | 24.0 |
| Jevon Langford, DE 1996-2001..... | 3.5 | 25.0 |
| Manny Lawson, LB 2011-12..... | 3.5 | 22.0 |
| Carl Powell, DE 2003-05..... | 3.5 | 20.5 |
| Corey Sawyer, CB/PR 1994-98..... | 3.5 | 33.5 |
| Glen Steele, DT/DE 1998-2003..... | 3.5 | 27.0 |
| Leo Barker, LB 1984-91..... | 3.0 | 33.0 |
| Rogers Beckett, S 2003-04..... | 3.0 | 24.0 |
| Myron Bell, S 1998-99..... | 3.0 | 22.5 |
| Canute Curtis, LB 1997-2002..... | 3.0 | 17.0 |
| Guy Frazier, LB 1981-84..... | 3.0 | 29.0 |
| Alex Gordon, LB 1991-93..... | 3.0 | 15.0 |
| Artrell Hawkins, CB 1998-2003..... | 3.0 | 21.0 |
| Joe Kelly, LB 1986-89..... | 3.0 | 15.0 |
| Mack Mitchell, DE 1979..... | 3.0 | 14.0 |
| Alonzo Mitz, DE 1991-92..... | 3.0 | 23.5 |
| Elston Riddle, DE 1992..... | 3.0 | 9.0 |
| Adrian Ross, LB 1998-03..... | 3.0 | 19.0 |
| Artie Smith, DE 1994-96..... | 3.0 | 12.0 |
| Ramondo Stallings, DE 1994-98..... | 3.0 | 24.0 |
| Eric Thomas, CB 1987-92..... | 3.0 | 28.0 |
| Brandon Thompson, DT 2012-16..... | 3.0 | 21.5 |
| Bill Berthussen, DE 1987..... | 2.5 | 12.5 |
| Jerry Boyarsky, NT 1982-85..... | 2.5 | 27.5 |
| Toney Catchings, LB 1987..... | 2.5 | 14.5 |
| Tim Johnson, DT 1996..... | 2.5 | 22.0 |
| Mark Roman, CB/S 2000-03..... | 2.5 | 15.0 |
| Sam Adams, DT 2006..... | 2.0 | 8.0 |
| Lewis Billups, CB 1986-91..... | 2.0 | 18.0 |
| Ahmad Brooks, LB 2006-07..... | 2.0 | 13.0 |
| Bob Brown, DT 1975-76*..... | 2.0 | 21.0 |
| James Harrison, LB 2013..... | 2.0 | 2.0 |
| Ray Horton, CB 1983-88..... | 2.0 | 19.0 |
| Thomas Howard, LB 2011-12..... | 2.0 | 10.0 |
| Ken Johnson, DE 1971-77*..... | 2.0 | 23.0 |
| Tank Johnson, DT 2009-10..... | 2.0 | 7.0 |
| Adam Jones, CB/PR/KOR 2010-16..... | 2.0 | 7.0 |
| Bo Orlando, S 1996-97..... | 2.0 | 13.0 |
| Keith Rivers, LB 2008-11..... | 2.0 | 13.0 |
| Kevin Walker, LB 1988-92..... | 2.0 | 11.0 |
| Mike White, DT 1979-80..... | 2.0 | 16.0 |
| Vaughn Booker, DE 2000-02..... | 1.5 | 8.0 |
| Margus Hunt, DE 2013-16..... | 1.5 | 10.0 |
| Dexter Jackson, S 2006-08..... | 1.5 | 7.5 |
| Odell Thurman, LB 2005..... | 1.5 | 13.0 |
| Tom Tumulty, LB 1996-99..... | 1.5 | 11.0 |
| Blue Adams, CB 2007..... | 1.0 | 7.0 |
| Ashley Ambrose, CB 1996-98..... | 1.0 | 10.0 |
| Greg Bright, S 1980-81..... | 1.0 | 10.0 |
| Chris C. Carter, S 2000-01..... | 1.0 | 9.0 |
| Nate Clements, CB/S 2011-12..... | 1.0 | 8.0 |
| Karlos Dansby, LB 2016..... | 1.0 | 0.0 |
| Kiki DeAyala, LB 1986-87..... | 1.0 | 11.0 |
| Darqueze Dennard, CB 2014-16..... | 1.0 | 3.0 |
| Mike Frier, DE 1992-94..... | 1.0 | 0.0 |
| James Griffin, S 1983-85..... | 1.0 | 11.0 |
| Ray Griffin, CB/KOR 1978-84..... | 1.0 | 10.0 |
| A.J. Hawk, LB 2015..... | 1.0 | 8.0 |
| Bryan Hicks, S 1980-84..... | 1.0 | 10.0 |
| George Hinkle, DE 1993..... | 1.0 | 8.0 |
| Tory James, CB 2003-06..... | 1.0 | 1.0 |
| Dick Jauron, S 1978-81..... | 1.0 | 15.0 |
| Kelly Jennings, CB 2011..... | 1.0 | 2.0 |
| Walter Johnson, DT 1977..... | 1.0 | 11.0 |
| Todd Kelly, DE 1995-96..... | 1.0 | 11.0 |
| Dre Kirkpatrick, CB 2012-16..... | 1.0 | 1.0 |
| Bill Kollar, DT 1974-76*..... | 1.0 | 10.0 |
| Lemar Marshall, LB 2007..... | 1.0 | 6.0 |
| Taylor Mays, S 2011-14..... | 1.0 | 6.0 |
| Caleb Miller, LB 2004-07..... | 1.0 | 7.0 |
| Anthony Mitchell, S 2004-06..... | 1.0 | 4.0 |
| Langston Moore, DT 2004..... | 1.0 | 7.0 |
| Michael Myers, DT 2007..... | 1.0 | 4.0 |
| Roosevelt Nix, DE 1992-93..... | 1.0 | 2.0 |
| Alfred Oglesby, DT 1995..... | 1.0 | 3.0 |
| Louis Oliver, S 1994..... | 1.0 | 1.0 |
| Deltha O'Neal, CB 2004-07..... | 1.0 | 8.0 |
| Ron Pritchard, LB 1972-77*..... | 1.0 | 12.0 |
| Andre Purvis, DT/DE 1997-99..... | 1.0 | 6.0 |
| Terrell Roberts, CB 2003-04..... | 1.0 | 13.0 |
| Scott Schutt, LB 1987..... | 1.0 | 18.0 |
| John Simmons, CB/PR/KOR 1981-86..... | 1.0 | 15.0 |
| Armegis Spearman, LB 2000-02..... | 1.0 | 12.0 |
| Morgan Trent, CB 2009-11..... | 1.0 | 7.0 |
| Fernandus Vinson, S 1991-94..... | 1.0 | 15.0 |
| David Ward, LB 1987..... | 1.0 | 3.0 |
| Nate Webster, LB 2004-05..... | 1.0 | 8.0 |
| Bernard Whittington, DT/DE 2001-02..... | 1.0 | 3.0 |
| Solomon Wilcotts, S/CB 1987-90..... | 1.0 | 18.0 |
| Roy Williams, S 2009-10..... | 1.0 | 3.0 |
| Shawn Williams, S 2013-16..... | 1.0 | 4.0 |
| Tommy Casanova, S/PR 1972-77*..... | 0.5 | 5.0 |
| Emmanuel Lamur, LB 2012-15..... | 0.5 | 4.0 |
| Tim Morabito, DT 1996..... | 0.5 | 0.0 |
| Dan Skuta, LB 2009-12..... | 0.5 | 4.0 |
| Devon Still, DT 2012-14..... | 0.5 | 2.5 |
| Mike Thompson, NT 1998..... | 0.5 | 6.0 |
| DeShawn Williams, DT 2016..... | 0.5 | 1.0 |
| (team)..... | 12.0 | 81.0 |

* NOTE: Regular-season defensive statistics were not kept regularly until 1976, thus sack information is not available from '68-75.

SUPERLATIVE PERFORMANCES

SINGLE SEASON

| 1000-YARD RUSHERS | | | 3000-YARD PASSERS | | | 1000-YARD RECEIVERS | | |
|-------------------|-----------------------|------|-------------------|----------------|------|---------------------|---------------------|------|
| YARDS | PLAYER | YEAR | YARDS | PLAYER | YEAR | YARDS | PLAYER | YEAR |
| 1458 | Rudi Johnson | 2005 | 4293 | Andy Dalton | 2013 | 1440 | Chad Johnson | 2007 |
| 1454 | Rudi Johnson | 2004 | 4206 | Andy Dalton | 2016 | 1432 | Chad Johnson | 2005 |
| 1435 | Corey Dillon | 2000 | 4131 | Carson Palmer | 2007 | 1426 | A.J. Green | 2013 |
| 1315 | Corey Dillon | 2001 | 4035 | Carson Palmer | 2006 | 1369 | Chad Johnson | 2006 |
| 1311 | Corey Dillon | 2002 | 3970 | Carson Palmer | 2010 | 1355 | Chad Johnson | 2003 |
| 1309 | Rudi Johnson | 2006 | 3959 | Boomer Esiason | 1986 | 1350 | A.J. Green | 2012 |
| 1251 | Cedric Benson | 2009 | 3836 | Carson Palmer | 2005 | 1297 | A.J. Green | 2015 |
| 1239 | James Brooks | 1989 | 3822 | Jeff Blake | 1995 | 1274 | Chad Johnson | 2004 |
| 1200 | Corey Dillon | 1999 | 3754 | Ken Anderson | 1981 | 1273 | Eddie Brown | 1988 |
| 1170 | Harold Green | 1992 | 3669 | Andy Dalton | 2012 | 1234 | Carl Pickens | 1995 |
| 1130 | Corey Dillon | 1998 | 3624 | Jeff Blake | 1996 | 1211 | Tim McGee | 1989 |
| 1129 | Corey Dillon | 1997 | 3591 | Jon Kitna | 2003 | 1180 | Carl Pickens | 1996 |
| 1124 | Jeremy Hill | 2014 | 3572 | Boomer Esiason | 1988 | 1166 | Chad Johnson | 2002 |
| 1111 | Cedric Benson | 2010 | 3525 | Boomer Esiason | 1989 | 1143 | T.J. Houshmandzadeh | 2007 |
| 1094 | BenJarvus Green-Ellis | 2012 | 3443 | Boomer Esiason | 1985 | 1130 | Cris Collinsworth | 1983 |
| 1087 | James Brooks | 1986 | 3398 | Andy Dalton | 2011 | 1127 | Carl Pickens | 1994 |
| 1077 | Pete Johnson | 1981 | 3398 | Andy Dalton | 2014 | 1125 | Cris Collinsworth | 1985 |
| 1067 | Cedric Benson | 2011 | 3321 | Boomer Esiason | 1987 | 1081 | T.J. Houshmandzadeh | 2006 |
| 1066 | Ickey Woods | 1988 | 3250 | Andy Dalton | 2015 | 1057 | A.J. Green | 2011 |
| 1023 | Paul Robinson | 1968 | 3216 | Jon Kitna | 2001 | 1047 | Chad Johnson | 2009 |
| 1004 | James Brooks | 1990 | 3178 | Jon Kitna | 2002 | 1041 | A.J. Green | 2014 |
| | | | 3169 | Ken Anderson | 1975 | 1024 | Cris Collinsworth | 1986 |
| | | | 3094 | Carson Palmer | 2009 | 1023 | Carl Pickens | 1998 |
| | | | 3031 | Boomer Esiason | 1990 | 1022 | Darnay Scott | 1999 |
| | | | | | | 1009 | Cris Collinsworth | 1981 |

SINGLE GAME

100-YARD RUSHERS

Order is chronological. Updated through 2016 season.

| DATE | OPP | PLAYER | ATT | YDS | LG | TD |
|----------|--------------|-----------------------|-----|-----|----|----|
| 10-27-68 | @Oak. | Paul Robinson | 17 | 159 | 87 | 1 |
| 11-3-68 | Hou. | Paul Robinson | 21 | 156 | 31 | 1 |
| 11-10-68 | K.C. | Paul Robinson | 24 | 115 | 36 | 0 |
| 11-17-68 | @Mia. | Paul Robinson | 22 | 134 | 54 | 3 |
| 10-4-69 | @S.D. | Jess Phillips | 13 | 103 | 49 | 0 |
| 11-2-69 | Oak. | Jess Phillips | 15 | 120 | 83 | 1 |
| 11-30-69 | @Buff. | Paul Robinson | 24 | 117 | 17 | 0 |
| 9-20-70 | Oak. | Jess Phillips | 15 | 130 | 76 | 1 |
| 11-15-70 | Cle. | Virgil Carter | 9 | 110 | 73 | 0 |
| 11-22-70 | Pitt. | Paul Robinson | 18 | 119 | 24 | 1 |
| 9-19-71 | Phil. | Essex Johnson | 8 | 113 | 68 | 1 |
| 12-5-71 | @Cle. | Essex Johnson | 4 | 109 | 86 | 1 |
| 10-29-72 | Hou. | Doug Dressler | 19 | 110 | 16 | 1 |
| 10-29-72 | Hou. | Essex Johnson | 16 | 103 | 19 | 1 |
| 9-23-73 | Hou. | Essex Johnson | 15 | 131 | 19 | 1 |
| 9-30-73 | @S.D. | Essex Johnson | 21 | 121 | 29 | 0 |
| 10-14-73 | Pitt. | Boobie Clark | 28 | 112 | 11 | 1 |
| 10-21-73 | K.C. | Boobie Clark | 26 | 104 | 11 | 1 |
| 10-31-76 | Cle. | Boobie Clark | 21 | 100 | 24 | 2 |
| 11-21-76 | @K.C. | Archie Griffin | 13 | 139 | 77 | 1 |
| 10-23-77 | Den. | Pete Johnson | 16 | 108 | 65 | 1 |
| 11-5-78 | @S.D. | Deacon Turner | 16 | 116 | 58 | 0 |
| 12-17-78 | Cle. | Pete Johnson | 27 | 160 | 25 | 1 |
| 10-28-79 | Phil. | Archie Griffin | 6 | 103 | 63 | 0 |
| 11-18-79 | @Hou. | Pete Johnson | 14 | 113 | 35 | 1 |
| 11-25-79 | StL. | Archie Griffin | 17 | 105 | 36 | 0 |
| 10-19-80 | Minn. | Pete Johnson | 26 | 115 | 25 | 1 |
| 11-30-80 | @K.C. | Pete Johnson | 17 | 112 | 57 | 1 |
| 12-7-80 | Balt. | Pete Johnson | 32 | 118 | 9 | 2 |
| 12-14-80 | @Chi. | Pete Johnson | 28 | 134 | 18 | 1 |
| 11-1-81 | Hou. | Pete Johnson | 26 | 114 | 15 | 1 |
| 11-29-81 | @Cle. | Pete Johnson | 21 | 105 | 18 | 2 |
| 11-28-82 | L.A. Raiders | Pete Johnson | 23 | 129 | 19 | 1 |
| 10-30-83 | G.B. | Pete Johnson | 26 | 112 | 11 | 2 |
| 11-20-83 | Hou. | Pete Johnson | 30 | 137 | 15 | 2 |
| 12-4-83 | @Pitt. | Pete Johnson | 38 | 126 | 16 | 2 |
| 12-11-83 | Det. | Pete Johnson | 26 | 118 | 16 | 2 |
| 11-18-84 | Sea. | Larry Kinnebrew | 22 | 119 | 12 | 0 |
| 9-8-85 | Sea. | Larry Kinnebrew | 18 | 101 | 16 | 1 |
| 9-30-85 | @Pitt. | James Brooks | 18 | 133 | 32 | 2 |
| 11-3-85 | @Buff. | Larry Kinnebrew | 30 | 128 | 10 | 1 |
| 12-8-85 | Dall. | James Brooks | 13 | 109 | 32 | 2 |
| 9-18-86 | @Cle. | James Brooks | 14 | 118 | 53 | 0 |
| 10-19-86 | Hou. | James Brooks | 18 | 133 | 24 | 2 |
| 11-2-86 | @Det. | James Brooks | 15 | 120 | 55 | 0 |
| 12-7-86 | @N.E. | James Brooks | 18 | 163 | 56 | 1 |
| 12-7-86 | @N.E. | Stanley Wilson | 16 | 120 | 58 | 1 |
| 10-11-87 | @Sea. | Marc Logan | 16 | 103 | 30 | 1 |
| 11-15-87 | @Atl. | Larry Kinnebrew | 27 | 100 | 17 | 1 |
| 10-9-88 | NYJ | Ickey Woods | 30 | 139 | 21 | 2 |
| 10-23-88 | Hou. | James Brooks | 16 | 102 | 18 | 3 |
| 11-6-88 | Pitt. | Ickey Woods | 10 | 110 | 56 | 0 |
| 11-20-88 | @Dall. | James Brooks | 16 | 148 | 51 | 1 |
| 11-27-88 | Buff. | Ickey Woods | 26 | 129 | 17 | 3 |
| 12-4-88 | S.D. | Ickey Woods | 19 | 141 | 30 | 2 |
| 12-17-88 | Wash. | Ickey Woods | 18 | 115 | 24 | 0 |
| 9-17-89 | Pitt. | James Brooks | 20 | 113 | 16 | 1 |
| 10-8-89 | @Pitt. | James Brooks | 17 | 127 | 65 | 2 |
| 10-29-89 | T.B. | James Brooks | 17 | 131 | 41 | 1 |
| 11-13-89 | @Hou. | James Brooks | 19 | 141 | 58 | 1 |
| 11-26-89 | @Buff. | James Brooks | 20 | 105 | 30 | 0 |
| 11-18-90 | Pitt. | James Brooks | 20 | 105 | 21 | 0 |
| 12-23-90 | Hou. | James Brooks | 20 | 201 | 56 | 1 |
| 9-8-91 | Hou. | James Brooks | 20 | 101 | 14 | 0 |
| 9-15-91 | @Cle. | James Brooks | 18 | 111 | 25 | 0 |
| 10-13-91 | @Dall. | Harold Green | 12 | 124 | 75 | 1 |
| 10-21-91 | @Buff. | Harold Green | 26 | 141 | 28 | 0 |
| 11-3-91 | Cle. | Harold Green | 24 | 135 | 29 | 0 |
| 9-6-92 | @Sea. | Harold Green | 21 | 123 | 52 | 0 |
| 9-20-92 | @G.B. | Harold Green | 21 | 101 | 15 | 0 |
| 11-8-92 | @Chi. | Harold Green | 25 | 117 | 16 | 0 |
| 11-29-92 | Pitt. | Harold Green | 16 | 116 | 34 | 0 |
| 12-20-92 | N.E. | Harold Green | 31 | 190 | 53 | 1 |
| 9-21-97 | @Den. | Ki-Jana Carter | 13 | 104 | 79 | 1 |
| 11-2-97 | S.D. | Corey Dillon | 19 | 123 | 71 | 1 |
| 11-30-97 | @Phil. | Corey Dillon | 19 | 114 | 37 | 0 |
| 12-4-97 | Tenn. | Corey Dillon | 39 | 246 | 59 | 4 |
| 12-14-97 | Dall. | Corey Dillon | 26 | 127 | 14 | 1 |
| 9-27-98 | @Balt. | Corey Dillon | 25 | 116 | 14 | 0 |
| 10-18-98 | @Tenn. | Corey Dillon | 14 | 124 | 66 | 1 |
| 11-1-98 | Den. | Corey Dillon | 35 | 110 | 27 | 0 |
| 11-29-98 | Jax. | Corey Dillon | 16 | 107 | 61 | 0 |
| 9-26-99 | @Car. | Corey Dillon | 20 | 113 | 30 | 0 |
| 10-10-99 | @Cle. | Corey Dillon | 28 | 168 | 38 | 0 |
| 11-28-99 | @Pitt. | Corey Dillon | 23 | 120 | 20 | 0 |
| 12-5-99 | S.F. | Corey Dillon | 25 | 133 | 27 | 1 |
| 12-12-99 | Cle. | Corey Dillon | 28 | 192 | 50 | 3 |
| 10-1-00 | Mia. | Corey Dillon | 22 | 110 | 19 | 0 |
| 10-22-00 | Den. | Corey Dillon | 22 | 278 | 65 | 2 |
| 10-29-00 | @Cle. | Corey Dillon | 27 | 137 | 25 | 1 |
| 11-26-00 | Pitt. | Corey Dillon | 23 | 128 | 20 | 2 |
| 12-3-00 | Ariz. | Corey Dillon | 35 | 216 | 57 | 1 |
| 9-9-01 | N.E. | Corey Dillon | 24 | 140 | 40 | 1 |
| 10-14-01 | Cle. | Corey Dillon | 31 | 140 | 25 | 1 |
| 10-28-01 | @Det. | Corey Dillon | 27 | 184 | 96 | 2 |
| 12-23-01 | @Balt. | Corey Dillon | 24 | 127 | 19 | 0 |
| 9-15-02 | @Cle. | Corey Dillon | 22 | 108 | 14 | 0 |
| 10-6-02 | @Ind. | Corey Dillon | 23 | 164 | 67 | 2 |
| 10-27-02 | Tenn. | Corey Dillon | 30 | 138 | 31 | 1 |
| 11-10-02 | @Balt. | Corey Dillon | 21 | 102 | 19 | 0 |
| 12-22-02 | N.O. | Corey Dillon | 18 | 126 | 26 | 0 |
| 10-26-03 | Sea. | Rudi Johnson | 27 | 101 | 18 | 1 |
| 11-9-03 | Hou. | Rudi Johnson | 43 | 182 | 21 | 2 |
| 11-16-03 | K.C. | Rudi Johnson | 22 | 165 | 54 | 0 |
| 11-23-03 | @S.D. | Corey Dillon | 18 | 108 | 39 | 0 |
| 12-14-03 | S.F. | Rudi Johnson | 21 | 174 | 49 | 2 |
| 10-3-04 | @Pitt. | Rudi Johnson | 24 | 123 | 15 | 1 |
| 10-25-04 | Den. | Rudi Johnson | 24 | 119 | 36 | 1 |
| 11-14-04 | @Wash. | Rudi Johnson | 31 | 102 | 16 | 1 |
| 11-28-04 | Cle. | Rudi Johnson | 26 | 202 | 52 | 2 |
| 12-19-04 | Buff. | Rudi Johnson | 23 | 130 | 31 | 1 |
| 9-11-05 | @Cle. | Rudi Johnson | 26 | 126 | 13 | 1 |
| 11-27-05 | Balt. | Rudi Johnson | 27 | 114 | 28 | 2 |
| 12-11-05 | Cle. | Rudi Johnson | 30 | 169 | 32 | 1 |
| 12-18-05 | @Det. | Rudi Johnson | 24 | 117 | 33 | 2 |
| 9-17-06 | Cle. | Rudi Johnson | 26 | 145 | 20 | 2 |
| 10-22-06 | Car. | Rudi Johnson | 26 | 101 | 21 | 0 |
| 11-19-06 | @N.O. | Rudi Johnson | 27 | 111 | 22 | 0 |
| 12-10-06 | Oak. | Rudi Johnson | 30 | 117 | 11 | 2 |
| 12-24-06 | @Den. | Rudi Johnson | 30 | 129 | 13 | 1 |
| 9-16-07 | @Cle. | Rudi Johnson | 23 | 118 | 20 | 0 |
| 10-21-07 | NYJ | Kenny Watson | 31 | 130 | 12 | 3 |
| 12-23-07 | Cle. | Kenny Watson | 30 | 130 | 24 | 1 |
| 11-2-08 | Jax. | Cedric Benson | 24 | 104 | 30 | 1 |
| 12-21-08 | @Cle. | Cedric Benson | 38 | 171 | 46 | 0 |
| 12-28-08 | K.C. | Cedric Benson | 25 | 111 | 14 | 1 |
| 9-20-09 | @G.B. | Cedric Benson | 29 | 141 | 14 | 0 |
| 10-11-09 | @Balt. | Cedric Benson | 27 | 120 | 28 | 1 |
| 10-25-09 | Chi. | Cedric Benson | 37 | 189 | 26 | 1 |
| 11-8-09 | Balt. | Cedric Benson | 34 | 117 | 21 | 1 |
| 11-22-09 | @Oak. | Bernard Scott | 21 | 119 | 61 | 0 |
| 11-29-09 | Cle. | Larry Johnson | 22 | 107 | 13 | 0 |
| 12-6-09 | Det. | Cedric Benson | 36 | 110 | 11 | 0 |
| 12-27-09 | K.C. | Cedric Benson | 29 | 133 | 32 | 0 |
| 10-10-10 | T.B. | Cedric Benson | 23 | 144 | 22 | 0 |
| 11-21-10 | Buff. | Cedric Benson | 25 | 124 | 26 | 1 |
| 12-19-10 | Cle. | Cedric Benson | 31 | 150 | 18 | 1 |
| 9-11-11 | @Cle. | Cedric Benson | 25 | 121 | 39 | 1 |
| 10-2-11 | Buff. | Cedric Benson | 19 | 104 | 28 | 0 |
| 11-27-11 | Cle. | Cedric Benson | 21 | 106 | 33 | 1 |
| 11-18-12 | @K.C. | BenJarvus Green-Ellis | 25 | 101 | 21 | 1 |
| 11-25-12 | Oak. | BenJarvus Green-Ellis | 19 | 129 | 48 | 1 |
| 12-2-12 | @S.D. | BenJarvus Green-Ellis | 25 | 118 | 41 | 0 |
| 12-13-12 | @Phil. | BenJarvus Green-Ellis | 25 | 106 | 29 | 1 |
| 10-12-14 | Car. | Giovani Bernard | 18 | 137 | 89 | 1 |
| 11-2-14 | Jax. | Jeremy Hill | 24 | 154 | 60 | 2 |
| 11-16-14 | @N.O. | Jeremy Hill | 27 | 152 | 62 | 0 |
| 12-14-14 | @Cle. | Jeremy Hill | 25 | 148 | 21 | 2 |
| 12-22-14 | Den. | Jeremy Hill | 22 | 147 | 85 | 1 |
| 12-28-14 | @Pitt. | Jeremy Hill | 23 | 100 | 22 | 0 |
| 9-20-15 | S.D. | Giovani Bernard | 20 | 123 | 26 | 0 |
| 10-23-16 | Cle. | Jeremy Hill | 9 | 168 | 74 | 1 |
| 12-11-16 | @Cle. | Jeremy Hill | 25 | 111 | 11 | 1 |
| 1-1-16 | Balt. | Rex Burkhead | 27 | 119 | 17 | 2 |

300-YARD PASSERS

Order is chronological. Updated through 2016 season.

| Order is chronological: Sept. through 2016 season. | | | | | | | | | | | | | | | | | |
|--|-------|--------------|-----|-----|-----|----|----|-----|----------|--------|--------------|----|----|-----|---|----|---|
| DATE | OPP | PLAYER | ATT | CMP | YDS | TD | LG | INT | | | | | | | | | |
| 9-21-69 | S.D. | Greg Cook | 22 | 14 | 327 | 3 | 78 | 1 | 9-27-81 | Buff. | Ken Anderson | 40 | 28 | 328 | 3 | 23 | 0 |
| 10-27-74 | Hou. | Ken Anderson | 44 | 30 | 352 | 3 | 37 | 1 | 10-18-81 | Pitt. | Ken Anderson | 28 | 16 | 346 | 2 | 73 | 0 |
| 11-2-75 | Pitt. | Ken Anderson | 42 | 19 | 331 | 3 | 35 | 3 | 11-22-81 | Den. | Ken Anderson | 37 | 25 | 396 | 3 | 65 | 0 |
| 11-17-75 | Buff. | Ken Anderson | 46 | 30 | 447 | 2 | 55 | 0 | 9-12-82 | Hou. | Ken Anderson | 40 | 29 | 354 | 2 | 50 | 0 |
| 12-10-77 | Pitt. | Ken Anderson | 33 | 15 | 303 | 1 | 57 | 1 | 9-19-82 | @Pitt. | Ken Anderson | 38 | 27 | 323 | 0 | 35 | 3 |
| 11-13-78 | Oak. | Ken Anderson | 50 | 30 | 388 | 2 | 34 | 4 | 12-20-82 | @S.D. | Ken Anderson | 56 | 40 | 416 | 2 | 49 | 1 |
| 10-21-79 | @Cle. | Ken Anderson | 32 | 20 | 318 | 2 | 50 | 0 | 1-2-83 | @Hou. | Ken Anderson | 31 | 27 | 323 | 2 | 44 | 0 |
| | | | | | | | | | 10-2-83 | Balt. | Ken Anderson | 31 | 21 | 330 | 3 | 63 | 3 |
| | | | | | | | | | 11-28-83 | @Mia. | Ken Anderson | 36 | 23 | 342 | 1 | 80 | 2 |

(Superlative performances — 300-yard passers, continued)

| | | | | | | | | |
|----------|---------------|----------------|----|----|-----|---|----|---|
| 9-2-84 | @Den. | Ken Anderson | 49 | 25 | 323 | 0 | 28 | 1 |
| 9-9-84 | K.C. | Ken Anderson | 37 | 24 | 310 | 0 | 35 | 0 |
| 9-16-84 | @NYJ | Ken Anderson | 22 | 16 | 316 | 2 | 80 | 4 |
| 9-22-85 | S.D. | Boomer Esiason | 44 | 26 | 320 | 3 | 26 | 2 |
| 10-20-85 | @Hou. | Boomer Esiason | 52 | 30 | 381 | 3 | 39 | 3 |
| 12-1-85 | Hou. | Boomer Esiason | 24 | 18 | 320 | 3 | 64 | 0 |
| 12-15-85 | @Wash. | Boomer Esiason | 39 | 22 | 357 | 2 | 56 | 2 |
| 11-16-86 | Sea. | Boomer Esiason | 33 | 22 | 334 | 1 | 57 | 1 |
| 11-30-86 | @Den. | Boomer Esiason | 30 | 21 | 306 | 2 | 46 | 1 |
| 12-21-86 | NYJ | Boomer Esiason | 30 | 23 | 425 | 5 | 49 | 1 |
| 10-25-87 | @Pitt. | Boomer Esiason | 32 | 20 | 303 | 2 | 43 | 2 |
| 11-1-87 | Hou. | Boomer Esiason | 41 | 26 | 387 | 2 | 47 | 2 |
| 11-22-87 | Pitt. | Boomer Esiason | 53 | 30 | 409 | 0 | 49 | 3 |
| 12-6-87 | K.C. | Boomer Esiason | 44 | 28 | 368 | 2 | 26 | 0 |
| 12-13-87 | @Cle. | Boomer Esiason | 39 | 22 | 361 | 1 | 54 | 2 |
| 9-11-88 | @Phil. | Boomer Esiason | 32 | 20 | 363 | 4 | 78 | 1 |
| 10-2-88 | @L.A. Raiders | Boomer Esiason | 28 | 21 | 332 | 3 | 37 | 0 |
| 11-6-88 | Pitt. | Boomer Esiason | 23 | 16 | 318 | 3 | 86 | 2 |
| 9-17-89 | Pitt. | Boomer Esiason | 27 | 16 | 328 | 2 | 45 | 0 |
| 11-19-89 | Det. | Boomer Esiason | 39 | 30 | 399 | 3 | 55 | 1 |
| 12-17-89 | Hou. | Boomer Esiason | 27 | 20 | 326 | 4 | 74 | 0 |
| 12-25-89 | @Minn. | Boomer Esiason | 54 | 31 | 367 | 3 | 65 | 3 |
| 10-7-90 | @L.A. Rams | Boomer Esiason | 45 | 31 | 490 | 3 | 32 | 0 |
| 11-10-91 | Pitt. | Boomer Esiason | 43 | 32 | 361 | 1 | 52 | 1 |
| 12-22-91 | N.E. | Boomer Esiason | 40 | 20 | 333 | 3 | 53 | 0 |
| 11-6-94 | @Sea. | Jeff Blake | 43 | 31 | 387 | 0 | 76 | 1 |
| 11-13-94 | Hou. | Jeff Blake | 33 | 23 | 354 | 4 | 50 | 0 |
| 9-24-95 | Hou. | Jeff Blake | 46 | 24 | 356 | 3 | 56 | 0 |
| 11-24-96 | All. | Jeff Blake | 36 | 21 | 349 | 4 | 61 | 0 |
| 12-1-96 | @Jax. | Jeff Blake | 39 | 23 | 313 | 3 | 48 | 2 |
| 9-7-97 | @Balt. | Jeff Blake | 45 | 25 | 317 | 1 | 36 | 2 |
| 11-30-97 | @Phil. | Boomer Esiason | 47 | 27 | 378 | 4 | 52 | 1 |
| 9-13-98 | @Det. | Neil O'Donnell | 36 | 25 | 303 | 2 | 70 | 0 |
| 12-20-98 | @Pitt. | Jeff Blake | 36 | 20 | 367 | 1 | 61 | 1 |
| 12-5-99 | S.F. | Jeff Blake | 30 | 21 | 334 | 4 | 58 | 0 |
| 11-11-01 | @Jax. | Jon Kitna | 48 | 28 | 303 | 0 | 32 | 1 |
| 12-30-01 | Pitt. | Jon Kitna | 68 | 35 | 411 | 2 | 49 | 1 |
| 1-6-02 | @Tenn. | Jon Kitna | 47 | 28 | 340 | 0 | 39 | 1 |

| | | | | | | | | |
|----------|--------|---------------|----|----|-----|---|----|---|
| 12-1-02 | Balt. | Jon Kitna | 46 | 30 | 308 | 2 | 35 | 1 |
| 9-14-03 | @Oak. | Jon Kitna | 41 | 25 | 303 | 1 | 34 | 2 |
| 9-26-04 | Balt. | Carson Palmer | 52 | 25 | 316 | 0 | 23 | 3 |
| 12-5-04 | @Balt. | Carson Palmer | 36 | 29 | 382 | 3 | 51 | 1 |
| 9-18-05 | Minn. | Carson Palmer | 40 | 27 | 337 | 3 | 70 | 1 |
| 11-20-05 | Ind. | Carson Palmer | 38 | 25 | 335 | 2 | 68 | 1 |
| 11-27-05 | Balt. | Carson Palmer | 30 | 22 | 302 | 3 | 54 | 1 |
| 9-17-06 | Cle. | Carson Palmer | 40 | 24 | 352 | 2 | 43 | 2 |
| 11-12-06 | S.D. | Carson Palmer | 42 | 31 | 440 | 3 | 74 | 0 |
| 9-16-07 | @Cle. | Carson Palmer | 50 | 33 | 401 | 6 | 32 | 2 |
| 9-23-07 | @Sea. | Carson Palmer | 43 | 27 | 342 | 1 | 35 | 2 |
| 10-14-07 | @K.C. | Carson Palmer | 43 | 26 | 320 | 2 | 42 | 2 |
| 11-18-07 | Ariz. | Carson Palmer | 52 | 37 | 329 | 2 | 37 | 4 |
| 12-30-07 | @Mia. | Carson Palmer | 32 | 23 | 316 | 3 | 70 | 1 |
| 12-20-09 | @S.D. | Carson Palmer | 40 | 27 | 314 | 2 | 49 | 1 |
| 9-12-10 | @N.E. | Carson Palmer | 50 | 34 | 345 | 2 | 51 | 1 |
| 10-3-10 | @Cle. | Carson Palmer | 36 | 25 | 371 | 2 | 78 | 0 |
| 10-24-10 | @All. | Carson Palmer | 50 | 36 | 412 | 3 | 64 | 0 |
| 1-2-11 | @Balt. | Carson Palmer | 45 | 32 | 305 | 1 | 39 | 2 |
| 9-18-11 | @Den. | Andy Dalton | 41 | 27 | 332 | 2 | 84 | 0 |
| 11-20-11 | @Balt. | Andy Dalton | 45 | 24 | 373 | 1 | 49 | 3 |
| 9-16-12 | Cle. | Andy Dalton | 31 | 24 | 318 | 3 | 50 | 1 |
| 9-23-12 | @Wash. | Andy Dalton | 27 | 19 | 328 | 3 | 59 | 1 |
| 10-14-12 | @Cle. | Andy Dalton | 46 | 31 | 381 | 3 | 57 | 3 |
| 10-13-13 | @Buff. | Andy Dalton | 40 | 26 | 337 | 3 | 54 | 1 |
| 10-20-13 | @Det. | Andy Dalton | 34 | 24 | 372 | 3 | 82 | 0 |
| 10-27-13 | NYJ | Andy Dalton | 30 | 19 | 325 | 5 | 53 | 1 |
| 10-31-13 | @Mia. | Andy Dalton | 53 | 32 | 338 | 0 | 26 | 3 |
| 12-22-13 | Minn. | Andy Dalton | 38 | 27 | 363 | 4 | 41 | 0 |
| 9-7-14 | @Balt. | Andy Dalton | 38 | 25 | 301 | 1 | 77 | 0 |
| 10-12-14 | Car. | Andy Dalton | 43 | 33 | 323 | 2 | 34 | 2 |
| 12-7-14 | Pitt. | Andy Dalton | 29 | 21 | 302 | 2 | 81 | 0 |
| 9-27-15 | @Balt. | Andy Dalton | 32 | 20 | 383 | 3 | 80 | 1 |
| 10-4-15 | K.C. | Andy Dalton | 24 | 17 | 321 | 1 | 55 | 0 |
| 10-11-15 | Sea. | Andy Dalton | 44 | 30 | 331 | 2 | 44 | 1 |
| 11-22-15 | @Ariz. | Andy Dalton | 39 | 22 | 315 | 2 | 42 | 0 |
| 9-11-16 | @NYJ | Andy Dalton | 30 | 23 | 366 | 1 | 54 | 1 |
| 9-18-16 | @Pitt. | Andy Dalton | 54 | 31 | 366 | 1 | 29 | 0 |
| 10-23-16 | Cle. | Andy Dalton | 28 | 19 | 308 | 2 | 48 | 0 |
| 12-4-16 | Phil. | Andy Dalton | 31 | 23 | 332 | 2 | 50 | 0 |

100-YARD RECEIVERS

Order is chronological. Updated through 2016 season.

| DATE | OPP | PLAYER | NO | YDS | LG | TD |
|----------|------------|-------------------|----|-----|----|----|
| 9-15-68 | Den. | Bob Trumpy | 4 | 114 | 58 | 1 |
| 9-14-69 | Mia. | Eric Crabtree | 3 | 113 | 69 | 2 |
| 9-21-69 | S.D. | Bob Trumpy | 3 | 118 | 78 | 1 |
| 9-28-69 | K.C. | Bob Trumpy | 4 | 100 | 80 | 1 |
| 10-12-69 | NYJ | Eric Crabtree | 6 | 133 | 35 | 1 |
| 10-19-69 | Den. | Speedy Thomas | 9 | 155 | 49 | 1 |
| 11-9-69 | @Hou. | Bob Trumpy | 5 | 159 | 70 | 3 |
| 11-9-69 | @Hou. | Eric Crabtree | 5 | 117 | 70 | 1 |
| 12-14-69 | @Den. | Speedy Thomas | 7 | 177 | 62 | 1 |
| 9-19-71 | Phil. | Speedy Thomas | 4 | 122 | 90 | 1 |
| 11-14-71 | @Den. | Bruce Coslet | 5 | 102 | 71 | 1 |
| 12-9-72 | Cle. | Chip Myers | 8 | 116 | 18 | 0 |
| 9-30-73 | @S.D. | Essex Johnson | 2 | 116 | 78 | 2 |
| 10-21-73 | K.C. | Isaac Curtis | 8 | 106 | 21 | 0 |
| 12-9-73 | Cle. | Isaac Curtis | 5 | 117 | 70 | 3 |
| 12-16-73 | @Hou. | Isaac Curtis | 2 | 144 | 77 | 2 |
| 9-15-74 | Cle. | Isaac Curtis | 5 | 117 | 49 | 1 |
| 11-3-74 | @Balt. | Isaac Curtis | 5 | 166 | 77 | 2 |
| 9-21-75 | Cle. | Isaac Curtis | 6 | 127 | 50 | 1 |
| 11-2-75 | Pitt. | Charlie Joiner | 5 | 114 | 34 | 1 |
| 11-17-75 | Buff. | Isaac Curtis | 7 | 139 | 55 | 0 |
| 11-17-75 | Buff. | Chip Myers | 7 | 108 | 30 | 0 |
| 11-23-75 | @Cle. | Charlie Joiner | 7 | 200 | 51 | 0 |
| 10-31-76 | Cle. | Isaac Curtis | 6 | 116 | 69 | 1 |
| 11-14-76 | Hou. | Isaac Curtis | 4 | 116 | 54 | 1 |
| 12-6-76 | @Oak. | John McDaniel | 9 | 201 | 46 | 1 |
| 9-25-77 | Sea. | Isaac Curtis | 3 | 100 | 54 | 1 |
| 11-13-77 | @Minn. | Billy Brooks | 7 | 198 | 94 | 1 |
| 12-10-77 | Pitt. | Billy Brooks | 6 | 166 | 57 | 0 |
| 10-29-78 | Hou. | Isaac Curtis | 4 | 130 | 57 | 1 |
| 11-13-78 | Oak. | Isaac Curtis | 7 | 101 | 25 | 1 |
| 12-17-78 | Cle. | Isaac Curtis | 7 | 138 | 43 | 0 |
| 9-9-79 | @Buff. | Billy Brooks | 6 | 156 | 73 | 1 |
| 9-30-79 | @Dall. | Don Bass | 8 | 108 | 21 | 1 |
| 10-21-79 | @Cle. | Don Bass | 5 | 100 | 50 | 1 |
| 10-21-79 | @Cle. | Isaac Curtis | 6 | 108 | 49 | 1 |
| 11-4-79 | @Balt. | Isaac Curtis | 5 | 144 | 67 | 3 |
| 11-4-79 | @Balt. | Dan Ross | 5 | 102 | 41 | 0 |
| 12-2-79 | @Pitt. | Isaac Curtis | 5 | 119 | 32 | 2 |
| 10-19-80 | Minn. | Don Bass | 7 | 110 | 55 | 1 |
| 12-7-80 | Balt. | Isaac Curtis | 7 | 176 | 67 | 1 |
| 9-13-81 | @NYJ | Isaac Curtis | 5 | 108 | 42 | 0 |
| 9-27-81 | Buff. | Cris Collinsworth | 10 | 111 | 23 | 1 |
| 10-11-81 | @Balt. | Dan Ross | 7 | 106 | 36 | 1 |
| 11-8-81 | @S.D. | Isaac Curtis | 8 | 147 | 68 | 1 |
| 11-22-81 | Den. | Dan Ross | 7 | 123 | 37 | 0 |
| 12-20-81 | @Atl. | Cris Collinsworth | 5 | 128 | 74 | 1 |
| 9-19-82 | @Pitt. | Cris Collinsworth | 9 | 144 | 35 | 0 |
| 12-20-82 | @S.D. | Cris Collinsworth | 9 | 156 | 49 | 1 |
| 1-2-83 | @Hou. | Dan Ross | 9 | 101 | 18 | 1 |
| 10-2-83 | Balt. | Cris Collinsworth | 9 | 206 | 63 | 1 |
| 10-16-83 | @Den. | Cris Collinsworth | 7 | 149 | 48 | 0 |
| 11-13-83 | @K.C. | Cris Collinsworth | 7 | 118 | 32 | 1 |
| 11-28-83 | @Mia. | Isaac Curtis | 4 | 114 | 80 | 1 |
| 11-28-83 | @Mia. | Cris Collinsworth | 8 | 127 | 48 | 0 |
| 12-17-83 | @Minn. | Steve Kreider | 9 | 109 | 21 | 0 |
| 9-2-84 | @Den. | Cris Collinsworth | 10 | 141 | 24 | 0 |
| 9-16-84 | @NYJ | M.L. Harris | 4 | 148 | 80 | 1 |
| 11-25-84 | Atl. | Cris Collinsworth | 6 | 134 | 57 | 2 |
| 9-8-85 | Sea. | Cris Collinsworth | 4 | 101 | 71 | 0 |
| 9-15-85 | @StL. | Eddie Brown | 5 | 106 | 44 | 1 |
| 9-22-85 | S.D. | Cris Collinsworth | 10 | 161 | 26 | 2 |
| 10-20-85 | @Hou. | Eddie Brown | 7 | 124 | 39 | 1 |
| 11-10-85 | Cle. | Cris Collinsworth | 8 | 135 | 27 | 0 |
| 12-8-85 | Dall. | Cris Collinsworth | 7 | 123 | 58 | 1 |
| 12-22-85 | @N.E. | Eddie Brown | 5 | 129 | 44 | 1 |
| 9-28-86 | Chi. | Cris Collinsworth | 6 | 115 | 43 | 0 |
| 11-9-86 | @Hou. | Eddie Brown | 9 | 132 | 26 | 0 |
| 11-30-86 | @Den. | Cris Collinsworth | 8 | 138 | 46 | 2 |
| 12-7-86 | @N.E. | James Brooks | 6 | 101 | 30 | 0 |
| 12-21-86 | NYJ | Rodney Holman | 6 | 129 | 34 | 1 |
| 11-1-87 | Hou. | James Brooks | 6 | 103 | 46 | 0 |
| 11-1-87 | Hou. | Cris Collinsworth | 8 | 121 | 22 | 0 |
| 11-8-87 | Mia. | Eddie Brown | 8 | 105 | 21 | 0 |
| 11-22-87 | Pitt. | Tim McGee | 8 | 139 | 49 | 0 |
| 12-13-87 | @Cle. | Tim McGee | 4 | 117 | 44 | 0 |
| 12-27-87 | @Hou. | Cris Collinsworth | 4 | 119 | 53 | 0 |
| 9-4-88 | Phx. | Eddie Brown | 6 | 143 | 61 | 1 |
| 9-11-88 | @Phil. | Tim McGee | 4 | 114 | 78 | 2 |
| 9-25-88 | Cle. | Eddie Brown | 4 | 127 | 46 | 0 |
| 10-9-88 | NYJ | Eddie Brown | 5 | 103 | 60 | 2 |
| 11-6-88 | Pitt. | Eddie Brown | 7 | 216 | 86 | 2 |
| 12-17-88 | Wash. | Eddie Brown | 2 | 115 | 69 | 1 |
| 9-17-89 | Pitt. | Tim McGee | 6 | 100 | 27 | 0 |
| 10-29-89 | T.B. | Tim McGee | 5 | 127 | 46 | 2 |
| 11-19-89 | Det. | Tim McGee | 11 | 194 | 55 | 1 |
| 12-10-89 | Sea. | Tim McGee | 7 | 109 | 23 | 1 |
| 12-17-89 | Hou. | Eddie Brown | 6 | 107 | 35 | 2 |
| 12-17-89 | Hou. | Tim McGee | 6 | 147 | 74 | 1 |
| 12-25-89 | @Minn. | Eddie Brown | 6 | 109 | 34 | 1 |
| 9-16-90 | @S.D. | Eddie Brown | 10 | 178 | 30 | 2 |
| 9-23-90 | N.E. | Tim McGee | 6 | 163 | 52 | 0 |
| 10-7-90 | @L.A. Rams | James Brooks | 7 | 109 | 30 | 2 |
| 10-7-90 | @L.A. Rams | Rodney Holman | 10 | 161 | 27 | 0 |
| 10-7-90 | @L.A. Rams | Tim McGee | 8 | 142 | 32 | 0 |
| 10-6-91 | Sea. | Eddie Brown | 7 | 117 | 43 | 0 |
| 11-10-91 | Pitt. | Tim McGee | 3 | 101 | 52 | 0 |
| 9-26-93 | Sea. | Tony McGee | 7 | 102 | 37 | 0 |
| 10-24-93 | @Hou. | Carl Pickens | 7 | 127 | 36 | 0 |
| 10-30-94 | Dall. | Darnay Scott | 4 | 155 | 67 | 2 |
| 11-6-94 | @Sea. | Darnay Scott | 7 | 157 | 76 | 0 |
| 11-13-94 | Hou. | Carl Pickens | 11 | 188 | 50 | 3 |
| 11-20-94 | Ind. | Carl Pickens | 6 | 103 | 53 | 0 |
| 11-27-94 | @Den. | Carl Pickens | 6 | 132 | 70 | 1 |
| 12-4-94 | Pitt. | Carl Pickens | 4 | 105 | 56 | 1 |
| 12-24-94 | Phil. | Carl Pickens | 9 | 135 | 51 | 1 |
| 9-3-95 | @Ind. | Tony McGee | 6 | 118 | 41 | 0 |
| 9-10-95 | Jax. | Carl Pickens | 5 | 102 | 68 | 1 |
| 9-24-95 | Hou. | Tony McGee | 8 | 109 | 35 | 1 |

(Superlative performances — 100-yd. receivers, cont.)

| | | | | | | | | | | | | | | | | | | | | |
|----------|--------|----------------|----|-----|----|---|----------|--------|------------------|----|-----|----|---|----------|--------|------------------|----|-----|----|---|
| 10-25-09 | Chi. | Chad Johnson | 10 | 118 | 19 | 2 | 11-27-11 | Cle. | A.J. Green | 3 | 110 | 51 | 0 | 10-26-14 | Balt. | Mohamed Sanu | 5 | 125 | 53 | 0 |
| 12-6-09 | Det. | Chad Johnson | 9 | 137 | 36 | 1 | 12-18-11 | @StL. | A.J. Green | 6 | 115 | 55 | 0 | 11-16-14 | @N.O. | A.J. Green | 6 | 127 | 38 | 1 |
| 9-12-10 | @N.E. | Chad Johnson | 12 | 159 | 28 | 1 | 9-23-12 | @Wash. | A.J. Green | 9 | 183 | 73 | 1 | 11-23-14 | @Hou. | A.J. Green | 12 | 121 | 20 | 0 |
| 10-3-10 | @Cle. | Terrell Owens | 10 | 222 | 78 | 1 | 9-30-12 | @Jax. | A.J. Green | 6 | 117 | 42 | 1 | 12-7-14 | Pitt. | A.J. Green | 11 | 224 | 81 | 1 |
| 10-10-10 | T.B. | Terrell Owens | 7 | 102 | 43 | 1 | 10-14-12 | @Cle. | A.J. Green | 7 | 135 | 57 | 2 | 9-13-15 | @Oak. | Tyler Eifert | 9 | 104 | 31 | 2 |
| 10-24-10 | @Atl. | Chad Johnson | 10 | 108 | 18 | 1 | 11-4-12 | Den. | Jermaine Gresham | 6 | 108 | 52 | 0 | 9-27-15 | @Balt. | A.J. Green | 10 | 227 | 80 | 2 |
| 10-24-10 | @Atl. | Jordan Shipley | 6 | 131 | 64 | 1 | 11-25-12 | Oak. | A.J. Green | 3 | 111 | 48 | 0 | 11-1-15 | @Pitt. | A.J. Green | 11 | 118 | 38 | 1 |
| 11-8-10 | Pitt. | Terrell Owens | 10 | 141 | 27 | 2 | 12-23-12 | @Pitt. | A.J. Green | 10 | 116 | 21 | 0 | 11-22-15 | @Ariz. | Giovanni Bernard | 8 | 128 | 41 | 0 |
| 12-26-10 | S.D. | Jerome Simpson | 6 | 124 | 59 | 2 | 9-8-13 | @Chi. | A.J. Green | 9 | 162 | 45 | 2 | 12-6-15 | @Cle. | A.J. Green | 5 | 128 | 57 | 1 |
| 1-2-11 | @Balt. | Jerome Simpson | 12 | 123 | 21 | 1 | 10-13-13 | @Buff. | A.J. Green | 6 | 103 | 54 | 1 | 12-13-15 | Pitt. | A.J. Green | 6 | 132 | 66 | 1 |
| 9-18-11 | @Den. | A.J. Green | 10 | 124 | 26 | 1 | 10-20-13 | @Det. | A.J. Green | 6 | 155 | 82 | 1 | 9-11-16 | @NYJ | A.J. Green | 12 | 180 | 54 | 1 |
| 9-18-11 | @Den. | Jerome Simpson | 4 | 136 | 84 | 0 | 10-27-13 | NYJ | Marvin Jones | 8 | 122 | 45 | 4 | 9-18-16 | @Pitt. | Giovani Bernard | 9 | 100 | 25 | 1 |
| 10-2-11 | Buff. | A.J. Green | 4 | 118 | 58 | 0 | 10-27-13 | NYJ | A.J. Green | 3 | 115 | 53 | 0 | 9-29-16 | Mia. | A.J. Green | 10 | 173 | 51 | 1 |
| 10-16-11 | Ind. | Jerome Simpson | 6 | 101 | 32 | 0 | 10-31-13 | @Mia. | A.J. Green | 11 | 128 | 21 | 0 | 10-23-16 | Cle. | A.J. Green | 8 | 169 | 48 | 1 |
| 11-20-11 | @Balt. | Jerome Simpson | 8 | 152 | 47 | 0 | 11-10-13 | @Balt. | A.J. Green | 8 | 151 | 51 | 1 | 10-30-16 | Wash. | A.J. Green | 9 | 121 | 40 | 0 |
| | | | | | | | 9-7-14 | @Balt. | A.J. Green | 6 | 131 | 77 | 1 | 10-30-16 | Wash. | Tyler Eifert | 9 | 102 | 22 | 1 |
| | | | | | | | 9-21-14 | Tenn. | A.J. Green | 6 | 102 | 29 | 0 | 12-24-16 | @Hou. | Brandon LaFell | 6 | 130 | 86 | 1 |
| | | | | | | | 10-12-14 | Car. | Mohamed Sanu | 10 | 120 | 34 | 1 | | | | | | | |

LAST TIMES

BENGALS

RETURNED KICKOFF FOR TOUCHDOWN

Nov. 15, 2009 at Pittsburgh — Bernard Scott, 96 yards

RETURNED PUNT FOR TOUCHDOWN

Sept. 16, 2012 vs. Cleveland — Adam Jones, 81 yards

RETURNED INTERCEPTION FOR TOUCHDOWN

Nov. 29, 2015 vs. St. Louis — Leon Hall, 19 yards

RECOVERED OPPONENT'S FUMBLE IN END ZONE FOR TOUCHDOWN

Nov. 16, 1986 vs. Seattle — Eddie Edwards

RETURNED OPPONENT'S FUMBLE FOR TOUCHDOWN

Nov. 17, 2013 vs. Cleveland — Vontaze Burfict, 13 yards

BLOCKED A PUNT

Nov. 2, 2014 vs. Jacksonville — Taylor Mays blocked Bryan Anger punt out of end zone for safety

RETURNED BLOCKED PUNT FOR TOUCHDOWN

Nov. 17, 2013 vs. Cleveland — Tony Dye, 14 yards (block by Jayson DiManche)

BLOCKED FIELD GOAL ATTEMPT

Sept. 11, 2016 at N.Y. Jets — Margus Hunt blocked a Nick Folk 22-yard FG attempt

RETURNED BLOCKED FIELD GOAL ATTEMPT FOR TOUCHDOWN

Nov. 8, 1970 at Buffalo — Lemar Parrish, 83 yards

BLOCKED AN EXTRA POINT ATTEMPT

Dec. 24, 2016 at Houston — Margus Hunt blocked a Nick Novak PAT attempt

SCORED SAFETY

Nov. 27, 2016 at Baltimore — Ravens P Sam Koch ran out of end zone for Bengals safety as time expired

WON SHUTOUT

Dec. 14, 2014 at Cleveland (30-0)

OPPONENTS

RETURNED KICKOFF FOR TOUCHDOWN

Nov. 4, 2012 vs. Denver — Trindon Holliday, 105 yards

RETURNED PUNT FOR TOUCHDOWN

Dec. 28, 2014 at Pittsburgh — Antonio Brown, 71 yards

RETURNED INTERCEPTION FOR TOUCHDOWN

Dec. 13, 2015 vs. Pittsburgh — William Gay, 23 yards

RECOVERED BENGALS FUMBLE IN END ZONE FOR TOUCHDOWN

Dec. 8, 2002 at Carolina — Al Wallace recovered Jon Kitna fumble

RETURNED BENGALS FUMBLE FOR TOUCHDOWN

Oct. 11, 2015 vs. Seattle — Bobby Wagner, 23 yards

BLOCKED A PUNT

Nov. 5, 2015 vs. Cleveland — Marlon Moore blocked Kevin Huber punt

RETURNED BLOCKED PUNT FOR TOUCHDOWN

Sept. 14, 2008 vs. Tennessee — Keith Bulluck blocked Kyle Larson punt and recovered ball in end zone for TD

BLOCKED FIELD GOAL ATTEMPT

Nov. 1, 2015 at Pittsburgh — Cameron Heyward blocked a Mike Nugent 42-yard FG attempt

RETURNED BLOCKED FIELD GOAL ATTEMPT FOR TOUCHDOWN

Dec. 1, 1996 at Jacksonville — Mickey Washington, 65 yards

BLOCKED AN EXTRA POINT ATTEMPT

Sept. 13, 2015 at Oakland — Justin Tuck blocked a Mike Nugent PAT attempt

SCORED SAFETY

Oct. 16, 2016 at New England — Andy Dalton tackled in end zone by Dont'a Hightower

WON SHUTOUT

Oct. 19, 2014 at Indianapolis (27-0)

LONGEST PLAYS

(All plays are touchdowns unless noted otherwise.)

BENGALS

1. 102 yds. — Louis Breeden — interception at San Diego, 11-8-81
- 102 yds. — Eric Bieniemy — kickoff return at N.Y. Giants, 10-26-97
- 102 yds. — Artrell Hawkins — interception at Houston, 11-3-02
4. 100 yds. — Glenn Holt — kickoff return at Buffalo, 11-4-07
5. 99 yds. — Tremain Mack — kickoff return vs. Tennessee, 11-14-99
6. 98 yds. — Stanford Jennings — kickoff return at Kansas City, 11-13-88
7. 97 yds. — Darryl Williams — interception vs. Pittsburgh, 11-7-93
- 97 yds. — Willie Shelby — kickoff return at Cleveland, 10-3-76
- 97 yds. — Tremain Mack — kickoff return at Baltimore, 9-27-98
- 97 yds. — Adam Jones — kickoff return vs. Carolina, 10-12-14 (not a TD)
11. 96 yds. — Ray Griffin — interception vs. San Diego, 11-11-79
- 96 yds. — Corey Dillon — rush at Detroit, 10-28-01
- 96 yds. — Bernard Scott — kickoff return at Pittsburgh, 11-15-09
14. 95 yds. — Carl Pickens — punt return at Green Bay, 9-20-92
- 95 yds. — Lemar Parrish — kickoff return at Buffalo, 11-8-70
16. 94 yds. — Tim McGee — kickoff return vs. Minnesota, 10-23-86 (not a TD)
- 94 yds. — Ken Anderson to Billy Brooks — pass at Minnesota, 11-13-77
- 94 yds. — Brandon Bennett — kickoff return at Baltimore, 11-10-02
- 94 yds. — Tab Perry — kickoff return at Pittsburgh, 12-4-05 (not a TD)
20. 90 yds. — Lemar Parrish — punt return vs. Washington, 10-6-74
- 90 yds. — Virgil Carter to Speedy Thomas — pass vs. Philadelphia, 9-19-71
- 90 yds. — David Dunn — kickoff return vs. Pittsburgh, 11-10-96

OPPONENTS

1. 105 yds. — Mercury Morris (Miami) — kickoff return at Cincinnati, 9-14-69
- 105 yds. — Trindon Holliday (Denver) — kickoff return at Cincinnati, 11-4-12
3. 103 yds. — Bob Gresham (Houston) — kickoff return at Cincinnati, 9-23-73
4. 101 yds. — Derrick Mason (Tennessee) — kickoff return at Cincinnati, 11-18-01
5. 100 yds. — Max Anderson (Buffalo) — kickoff return at Cincinnati, 9-22-68
- 100 yds. — Jon Vaughn (New England) — kickoff return at Cincinnati, 12-20-92
7. 99 yds. — Antwaan Randle El (Pittsburgh) — kickoff return at Cincinnati, 10-13-02
- 99 yds. — Jeff Garcia to Andre' Davis (Cleveland) — pass at Cleveland, 10-17-04
- 99 yds. — Terrence McGee (Buffalo) — kickoff return at Cincinnati, 12-24-05
10. 98 yds. — Chad Williams (Baltimore) — interception at Cincinnati, 12-1-02
11. 97 yds. — Darren Lewis (Chicago) — kickoff return at Chicago, 11-8-92
- 97 yds. — Brandon Tate (New England) — kickoff return at New England, 9-12-10
13. 96 yds. — Carl Roaches (Houston) — kickoff return at Houston, 10-4-81
- 96 yds. — Bobby Humphrey (N.Y. Jets) — kickoff return at Cincinnati, 12-21-86
15. 95 yds. — Aaron Bailey (Indianapolis) — kickoff return at Cincinnati, 12-22-96
- 95 yds. — Lamont Brightful (Baltimore) — punt return at Baltimore, 11-10-02
17. 94 yds. — Herschel Walker (Philadelphia) — kickoff return at Cincinnati, 12-24-94
- 94 yds. — Brent Grimes (Miami) — interception return at Miami, 10-31-13
- 94 yds. — Ben Roethlisberger to Martavis Bryant (Pittsburgh) — pass at Cincinnati, 12-7-14
20. 93 yds. — Robert Lyles (Houston) — fumble return at Cincinnati, 10-19-86
21. 92 yds. — Billy Lefear (Cleveland) — kickoff return at Cleveland, 11-23-75 (not a TD)
- 92 yds. — Bo Jackson (L.A. Raiders) — rush at Los Angeles, 11-5-89
- 92 yds. — Eric Metcalf (Cleveland) — punt return at Cincinnati, 9-4-94

PRO BOWL HISTORY

Below is a list of the Bengals selected for the NFL Pro Bowl (1970-present) and AFL All-Star games (1968-69) — listed both by player and by year.
The years listed are the seasons during which the selections were earned, not the calendar years in which the games were played.

BY PLAYER

| PLAYER | SELECTIONS | YEAR(S) |
|-------------------------|------------|-----------------|
| Anthony Munoz, OT | 1 | 1981-91 |
| A.J. Green, WR | 6 | 2011-16 |
| Chad Johnson, WR | 6 | 2003-07, '09 |
| Lemar Parrish, CB | 6 | 1970-71, '74-77 |
| Geno Atkins, DT | 5 | 2011-12, '14-16 |
| Ken Anderson, QB | 4 | 1975-76, '81-82 |
| Willie Anderson, OT | 4 | 2003-06 |
| James Brooks, RB | 4 | 1986, '88-90 |
| Isaac Curtis, WR | 4 | 1973-76 |
| Bob Trumpy, TE | 4 | 1968-70, '73 |
| Tommy Casanova, S | 3 | 1974, '76-77 |
| Cris Collinsworth, WR | 3 | 1981-83 |
| Andy Dalton, QB | 3 | 2011, '14, '16 |
| Corey Dillon, RB | 3 | 1999-2001 |
| Boomer Esiason, QB | 3 | 1986, '88-89 |
| David Fulcher, S | 3 | 1988-90 |
| Rodney Holman, TE | 3 | 1988-90 |
| Max Montoya, G | 3 | 1986, '88-89 |
| Andrew Whitworth, OT | 3 | 2012, '15-16 |
| Coy Bacon, DE | 2 | 1976-77 |
| Carlos Dunlap, DE | 2 | 2015-16 |
| Jermaine Gresham, TE | 2 | 2011-12 |
| Tim Krumrie, NT | 2 | 1987-88 |
| Carson Palmer, QB | 2 | 2005-06 |
| Carl Pickens, WR | 2 | 1995-96 |
| Mike Reid, DT | 2 | 1972-73 |
| Paul Robinson, RB | 2 | 1968-69 |
| Ashley Ambrose, CB | 1 | 1996 |
| Bill Bergey, LB | 1 | 1969 |
| Jeff Blake, QB | 1 | 1995 |
| Eddie Brown, WR | 1 | 1988 |
| Vontaze Burfict, LB | 1 | 2013 |
| Tyler Eifert, TE | 1 | 2015 |
| Shayne Graham, K | 1 | 2005 |
| Harold Green, RB | 1 | 1992 |
| T.J. Houshmandzadeh, WR | 1 | 2007 |
| Kevin Huber, P | 1 | 2014 |
| Tory James, CB | 1 | 2004 |
| Bob Johnson, C | 1 | 1968 |
| Pete Johnson, FB | 1 | 1981 |
| Rudi Johnson, RB | 1 | 2004 |
| Adam Jones, CB | 1 | 2015 |
| Jim LeClair, LB | 1 | 1976 |
| Tremain Mack, KR | 1 | 1999 |
| Pat McInally, P | 1 | 1981 |
| Chip Myers, WR | 1 | 1972 |
| Lorenzo Neal, FB | 1 | 2002 |
| Reggie Nelson, S | 1 | 2015 |
| Deltha O'Neal, CB | 1 | 2005 |
| Cedric Peerman, RB | 1 | 2015 |
| Dan Ross, TE | 1 | 1982 |
| Eric Thomas, CB | 1 | 1988 |

BY YEAR

| YEAR | PLAYER(S) |
|------|--|
| 1968 | — C Bob Johnson, RB Paul Robinson, TE Bob Trumpy |
| 1969 | — LB Bill Bergey, RB Paul Robinson, TE Bob Trumpy |
| 1970 | — CB Lemar Parrish, TE Bob Trumpy |
| 1971 | — CB Lemar Parrish |
| 1972 | — WR Chip Myers, DT Mike Reid |
| 1973 | — WR Isaac Curtis, DT Mike Reid, TE Bob Trumpy |
| 1974 | — S Tommy Casanova, WR Isaac Curtis, CB Lemar Parrish |
| 1975 | — QB Ken Anderson, WR Isaac Curtis, CB Lemar Parrish |
| 1976 | — QB Ken Anderson, DE Coy Bacon, S Tommy Casanova, WR Isaac Curtis, LB Jim LeClair, CB Lemar Parrish |
| 1977 | — DE Coy Bacon, S Tommy Casanova, CB Lemar Parrish |
| 1978 | — (none) |
| 1979 | — (none) |
| 1980 | — (none) |
| 1981 | — QB Ken Anderson, WR Cris Collinsworth, FB Pete Johnson, P Pat McInally, OT Anthony Munoz |
| 1982 | — QB Ken Anderson, WR Cris Collinsworth, OT Anthony Munoz, TE Dan Ross |
| 1983 | — WR Cris Collinsworth, OT Anthony Munoz |
| 1984 | — OT Anthony Munoz |
| 1985 | — OT Anthony Munoz |
| 1986 | — RB James Brooks, QB Boomer Esiason, G Max Montoya, OT Anthony Munoz |
| 1987 | — NT Tim Krumrie, OT Anthony Munoz |
| 1988 | — RB James Brooks, WR Eddie Brown, QB Boomer Esiason, S David Fulcher, TE Rodney Holman, NT Tim Krumrie, G Max Montoya, OT Anthony Munoz, CB Eric Thomas |
| 1989 | — RB James Brooks, QB Boomer Esiason, S David Fulcher, TE Rodney Holman, G Max Montoya, OT Anthony Munoz |
| 1990 | — RB James Brooks, S David Fulcher, TE Rodney Holman, OT Anthony Munoz |
| 1991 | — OT Anthony Munoz |
| 1992 | — RB Harold Green |
| 1993 | — (none) |
| 1994 | — (none) |
| 1995 | — QB Jeff Blake, WR Carl Pickens |
| 1996 | — CB Ashley Ambrose, WR Carl Pickens |
| 1997 | — (none) |
| 1998 | — (none) |
| 1999 | — RB Corey Dillon, KR Tremain Mack |
| 2000 | — RB Corey Dillon |
| 2001 | — RB Corey Dillon |
| 2002 | — FB Lorenzo Neal |
| 2003 | — OT Willie Anderson, WR Chad Johnson |
| 2004 | — OT Willie Anderson, CB Tory James, WR Chad Johnson, RB Rudi Johnson |
| 2005 | — OT Willie Anderson, K Shayne Graham, WR Chad Johnson, CB Deltha O'Neal, QB Carson Palmer |
| 2006 | — OT Willie Anderson, WR Chad Johnson, QB Carson Palmer (Pro Bowl Player of the Game) |
| 2007 | — WR T.J. Houshmandzadeh, WR Chad Johnson |
| 2008 | — (none) |
| 2009 | — WR Chad Johnson |
| 2010 | — (none) |
| 2011 | — DT Geno Atkins, QB Andy Dalton, WR A.J. Green, TE Jermaine Gresham |
| 2012 | — DT Geno Atkins, WR A.J. Green, TE Jermaine Gresham, OT Andrew Whitworth |
| 2013 | — LB Vontaze Burfict, WR A.J. Green |
| 2014 | — DT Geno Atkins, QB Andy Dalton, WR A.J. Green, P Kevin Huber |
| 2015 | — DT Geno Atkins, DE Carlos Dunlap, TE Tyler Eifert, WR A.J. Green, CB Adam Jones, S Reggie Nelson, RB Cedric Peerman, OT Andrew Whitworth |
| 2016 | — DT Geno Atkins, QB Andy Dalton, DE Carlos Dunlap, WR A.J. Green, OT Andrew Whitworth |

HALL OF FAME HISTORY

ANTHONY MUNOZ

The Bengals' **Anthony Munoz**, who defined the art of playing offensive tackle in the National Football League, was inducted on Aug. 1, 1998 to the Pro Football Hall of Fame. It was the first year of Hall eligibility for Munoz, whose final NFL season was 1992 with the Bengals. There currently are 310 Hall of Famers, and Munoz is one of only 80 players selected in their first year of eligibility.



Munoz was a consensus All-American at the University of Southern California, and the Bengals claimed him with the third overall pick in the 1980 draft, despite the fact some teams considered him damaged goods due to past knee surgery. The move turned out as the best draft gamble in franchise history, as Munoz went on to play 13 Bengals seasons (1980-92), including 11 seasons ('81-91) in which he was chosen for the AFC-NFC Pro Bowl game. At the time of his

retirement (1992), that was the most selections of any player in NFL history. He also earned All-Pro honors (full NFL, not just the AFC) every season from 1981 through '91.

"Anthony's induction was very gratifying to our organization and to all of our fans," said Mike Brown, Bengals president. "It was particularly so because the selectors recognized Anthony as a truly special player and person who deserved election on his first try. During his playing days, no one in the NFL was better. It's justifiable to consider him as the best offensive lineman ever, and he has conducted his personal and family life in a way that is a great credit to the Bengals and the NFL."

Munoz's off-field efforts earned him the NFL's prestigious Man of the Year Award in 1991.

Munoz played for the Bengals in both of their Super Bowl appearances, as a second-year player in Super Bowl XVI at Pontiac, Mich., and as a ninth-year vet in Super Bowl XXIII at Miami.

In 1994, he was one of three offensive tackles named to the NFL's official 75th Anniversary Team. He joined his fellow tackles from that 75th Anniversary Team — Forrest Gregg and Roosevelt Brown — in the Hall of Fame.

Munoz's exceptional agility and athleticism is reflected by his entry line in the Bengals' all-time pass receiving statistics. He caught seven passes, playing as a tackle-eligible, and four of those catches were for touchdowns.

In six of his 13 Bengals seasons, Munoz earned at least one major award as NFL Offensive Lineman of the Year. One award citation, issued by NFL Alumni, reads: "The NFL has three levels of offensive linemen. The bottom rung is for players aspiring to make the Pro Bowl. The next step is for those who have earned all-star status. Then there's Anthony Munoz. He's alone at the top, a sure Hall of Famer."

Though there are other Hall of Fame members with some Hispanic ancestry, Munoz is considered the first player of primarily Hispanic background to enter the Hall. Munoz was born in Ontario, Calif. His parents also are native Californians, and his grandparents were born in Chihuahua, Mexico.



OTHER PLAYER/COACH CONNECTIONS

Munoz is the only player who performed primarily for the Bengals to gain entry to the Hall.

One other Hall of Fame player, wide receiver **Charlie Joiner**, was a Bengal from 1972-75, but he played the majority of his career with San Diego. He was inducted in 1996.

Paul Brown, founder and first head coach of the Bengals and the Browns, is in the Hall, but he was inducted in 1967, before the Bengals' first season.

Three other Hall of Famers also spent time as Bengals coaches. **Bill Walsh**, inducted for his success as head coach of the San Francisco 49ers, was a Bengals assistant under Paul Brown from 1968-75. He was inducted in 1993. **Forrest Gregg**, Bengals head coach from 1980-83, was inducted in '77, based on his playing career as an offensive tackle, primarily with Green Bay. And **Dick LeBeau**, a Bengals coach for 19 seasons, was inducted in 2010 for his exploits as a cornerback for the Detroit Lions. LeBeau was Bengals head coach for the last 13 games of 2000, as well as '01-02. LeBeau was a Cincinnati assistant coach from 1980-91 and from '97 through the first three games of 2000.

More on Paul Brown: Brown was not only the founder and first coach of both the Bengals and the Browns, but he was one of the great innovators in pro football history.

"Whether they know it or not, nearly everyone in football has been affected by Paul Brown," former NFL Commissioner Pete Rozelle said in 1991. "His wealth of ideas changed the game."

Elected in 1967 to the Pro Football Hall of Fame, Brown also was founder and first coach of the Cleveland Browns, whom he guided to seven league championships in their first 12 seasons. He posted a .665 winning percentage over 25 years of pro coaching (222-112-9, including playoffs). Earlier in his career, he created an Ohio dynasty at Massillon High School and coached Ohio State University to a national championship (1942).

Brown pioneered coaching as a year-round profession, invented the draw play, introduced the use of face masks on helmets, initiated film study and classroom instruction of players, and was the first coach to call plays from the sidelines. He also broke the color barrier in modern American pro sports, as his Cleveland team featured black stars Marion Motley and Bill Willis in 1946, a year before Jackie Robinson's debut in Major League Baseball.

Born in Norwalk, Ohio, and reared in Massillon, Ohio, Brown was Bengals coach and general manager from 1968-75. He stepped down as coach following an 11-3 season in 1975, and continued in the GM's role until his death at age 82 on Aug. 5, 1991.

BENGALS ITEMS IN THE HALL

The Hall of Fame houses many pieces of Bengals history, including:

- Full uniform including jersey, pants, and helmet of OT Anthony Munoz during the last season of his Hall of Fame career.
- Coach Paul Brown's "signature" hat he wore on the sidelines.
- QB Boomer Esiason's jersey from his MVP season in 1988.
- RB Corey Dillon's jersey from Dec. 4, 1997 when he established a rookie single-game rushing record vs. Tennessee.
- Jersey, pants, and shoes worn by Dillon on Oct. 22, 2000 when he set the then-NFL record of 278 rushing yards in Bengals' 31-21 win vs. Denver Broncos.
- The football used on the opening kickoff of the Bengals' inaugural regular-season home game on Sept. 14, 1968. Cincinnati defeated Denver, 24-10.
- Jerseys worn by RB Archie Griffin and CB Ken Riley.
- Back rest of seat from Cinergy Field, formerly Riverfront Stadium.
- Autographed metal bucket from groundbreaking ceremony of Paul Brown Stadium. Signatures include those of Mike Brown, Hamilton County Commissioners Bob Bedinghaus and Tom Neyer, and Cincinnati Mayor Roxanne Qualls.
- Shovel used for the groundbreaking of Paul Brown Stadium, which took place on Cincinnati's riverfront on April 25, 1998.
- Framed water color drawing of WR Isaac Curtis.
- Draft cards. The cards were written on by a team representative and turned into NFL officials to identify each draft pick.

STADIUM HISTORY

PAUL BROWN STADIUM — 2000-PRESENT

Paul Brown Stadium, home of the Bengals on Cincinnati's downtown river-front, plays host to its 18th NFL season in 2017. PBS, as it's known for short, opened in 2000. The first game was an Aug. 19 preseason contest vs. Chicago, a 24-20 Bengals win. The first regular-season game was a 24-7 loss to Cleveland on Sept. 10.

Named for the NFL legend who was Bengals founder, chief executive and first head coach, the stadium has won numerous honors and has helped keep Cincinnati in the national sports spotlight. Over the last 13 seasons (2004-16), PBS has hosted 20 nationally televised Bengals games, and two nationally televised games are scheduled for 2017.

From 2003-10 at PBS, the Bengals sold out a franchise-record 57 consecutive home games (regular and postseason).

The stadium features a sleek design and blends seamlessly with the city, open to views of downtown to the north and the Ohio River to the south.


National recognition for PBS has come in various modes. In 2007, PBS was the only football stadium to make a Harris Interactive list of "America's favorite 150 buildings and structures." PBS ranked 101st on a list whose range included all manner of major structures — skyscrapers, museums, churches, hotels, bridges, national memorials and more. No other football stadium was voted among the top 150, and among all sports venues, only two historic baseball parks — Wrigley Field and the old Yankee Stadium — ranked higher than PBS.

In 2002, in an industry rarity, the stadium was singled out by both of the nation's premier architecture magazines, *Architectural Record* and *Architecture*. The two stories came on the heels of PBS receiving the 2001 Merit Award from the American Institute of Architects (California Council). It marked the first time an NFL stadium received the award from the prestigious AIA.

The acclaim began well before the stadium's 2000 opening. In May of 1998, studies of PBS' design led to it being among 15 winners from a field of more than 300 projects for an American Architecture Award.

In closer-to-home reaction, the stadium also debuted to rave reviews.

After a tour of PBS in June of 2000, some two months before the first game, Cincinnati Enquirer columnist Paul Daugherty wrote:



"The place is gorgeous. If the Bengals were trying to butter me up by giving me the tour, it worked. Every seat is good."

At roughly the same time, Cincinnati Post columnist Bill Koch wrote:

"The views come at you from every angle. Unlike Cinergy Field (formerly Riverfront Stadium), which cut you off from the city once you were inside, this stadium celebrates its setting.

"From the west side, you gaze into Price Hill, with Union Terminal off in the distance. From the east, you walk through what will be the club lounge and see the river, the Roebling Suspension Bridge

and the downtown skyline. You are not in Anytown, USA. You are unmistakably in Cincinnati."

Mike Brown, a son of Paul Brown and the club's chief executive since 1991, puts it this way:

"In the best stadiums, the experience of just walking in wakes you up. It's exciting just to be there. From day one, we made this a goal for our stadium. We want it to be the best setting for pro football in the country, and we think our fans will agree that it is."

Though proud of PBS' much-hailed outer design, the Bengals are prouder still that the stadium has fulfilled a primary goal of serving as a premier venue for watching football. Almost 70 percent of the seats are along the sidelines, positioned for the best possible sight lines to the action.

PBS also serves as a link to the past. In an era when many sports facilities carry corporate names, Cincinnati's stadium bears only the name of Paul Brown.

"We like the fact that our stadium name honors the tradition of the NFL," says Mike Brown. "Many names now don't have anything to do with the game."

The stadium includes 132 suites and 7600 club seats.

Additional facts and figures on PBS:

SEATING CAPACITY: 65,515.

DIMENSIONS: The stadium site covers approximately 22 acres, and Paul Brown Stadium itself reaches a height of 157 feet.

PLAYING SURFACE: Synthetic surface by UBU Sports (Speed S5M turf system, installed in 2012).



RIVERFRONT STADIUM/CINERGY FIELD — 1970-99

(Was called Riverfront Stadium from 1970-95, and renamed Cinergy Field in '96.)



Like Paul Brown Stadium, Riverfront Stadium was located in downtown Cincinnati on the bank of the Ohio River. Its site was about a quarter-mile east of the PBS site. It was renamed Cinergy Field in 1996.

Housing the Bengals and baseball's Cincinnati Reds, Riverfront/Cinergy was one of a number of circular, dual-sport facilities built in the U.S. in the 1960s and early '70s. Seating capacity for Bengals games was 60,389 in the stadium's full football configuration and 56,759 during shared periods with baseball.

Riverfront hosted the most celebrated victory in Bengals history, the 1981 season AFC Championship game known as the "Freezer Bowl." The Bengals defeated San Diego 27-7 on a day with the lowest wind chill (minus-59 degrees) and second-coldest temperature reading (minus-9) in NFL history. The Bengals won their second AFC title at Riverfront in 1988, defeating Buffalo 21-10.

The longest Bengals sellout streak at Riverfront was 43 games, from the 1988 season opener through the '92 home finale.

The Reds continued playing in Cinergy Field for two seasons (2001-02) after the Bengals departed for PBS, and Cinergy was imploded in December of '02 to make room for new riverfront development.

NIPPERT STADIUM — 1968-69

The Bengals played their first two seasons in Nippert Stadium on the campus of the University of Cincinnati. When the Bengals played at Nippert, its seating capacity was listed as 31,301.



The Nippert Stadium site began hosting UC games in 1902, and it remains the home of the Bearcats today. It is the fourth-oldest playing site still in use in college football. Nippert has been expanded and upgraded many times over the years. Its most recent major renovation took place from 2014 through early 2015. The Bearcats played all their 2014 home games at Paul Brown Stadium, but returned to Nippert for the '15 season.

The stadium began in 1902 as Carson Field, named after Arch Carson, who played a significant role in starting football on the UC campus in 1885. In 1901, as physical director of the university, Carson guided the construction of the first field, which was later named for him (to this day, Nippert's playing surface still is called Carson Field). Fans watched from wooden bleachers constructed on the hillside adjacent to the field.

Construction began in 1916 on a permanent brick-and-mortar stadium, and the structure was completed in '24. The new stadium was named after Jimmy Nippert, a UC player who sustained a spike wound injury during the 1923 season finale and died a month later from blood poisoning. His grandfather, James N. Gamble of Procter & Gamble, provided the funds necessary to complete construction, and Nippert Stadium was dedicated the following November.

STADIUM FIRSTS AND LASTS

PAUL BROWN STADIUM

FIRST PRESEASON GAME: Aug. 19, 2000 / Bengals 24, Chicago 20 (attendance: 56,180)

FIRST REGULAR-SEASON GAME: Sept. 10, 2000 / Cleveland 24, Bengals 7 (attendance: 64,006)

First Bengals scoring play: Ron Dugans four-yard TD pass from Akili Smith (second quarter, 14:33)

First opponent scoring play: Travis Prentice 16-yard TD run (first quarter, 3:43)

RECORD AT PBS (REGULAR SEASON THROUGH 2016): 75-58-2 (.563)

LARGEST CROWD AT PBS: 66,188 on Oct. 28, 2007 / Pittsburgh 24, Bengals 13

RIVERFRONT STADIUM/CINERGY FIELD

(Stadium was called Riverfront Stadium from 1970-95 and was renamed Cinergy Field in '96.)

FIRST PRESEASON GAME: Aug. 8, 1970 / Bengals 27, Washington 12 (attendance: 52,299)

FIRST REGULAR-SEASON GAME: Sept. 20, 1970 / Bengals 31, Oakland 21 (attendance: 56,616)

First Bengals scoring play: Sam Wyche five-yard TD run (first quarter, 13:08)

First opponent scoring play: Fred Biletnikoff 20-yard TD pass from Daryle Lamonic (first quarter, 0:30)

LAST REGULAR-SEASON GAME: Dec. 12, 1999 / Bengals 44, Cleveland 28 (attendance: 59,972)

Last Bengals scoring play: Darnay Scott 52-yard TD pass from Jeff Blake; Doug Pelfrey PAT kick (third quarter, 3:15)

Last opponent scoring play: Darrin Chiaverini 19-yard TD pass from Ty Detmer; Phil Dawson PAT kick (fourth quarter, 0:49)

RECORD AT RIVERFRONT/CINERGY (REGULAR SEASON): 128-100-0 (.561)

LARGEST CROWD AT RIVERFRONT/CINERGY: 60,284 on Oct. 17, 1971 / Cleveland 27, Bengals 24

NIPPERT STADIUM

FIRST PRESEASON GAME: Aug. 3, 1968 / Kansas City 38, Bengals 14 (attendance: 21,682)

FIRST REGULAR-SEASON GAME: Sept. 15, 1968 / Bengals 24, Denver 10 (attendance: 25,049)

First Bengals scoring play: Dale Livingston 49-yard FG (third quarter, 12:02)

First Bengals touchdown: Bob Trumpy 58-yard pass from John Stofa (third quarter, 8:58)

First opponent scoring play: Bob Humphreys 33-yard FG (third quarter, 3:07)

First opponent touchdown: Eric Crabtree five-yard pass from Jim LeClair (fourth quarter, 11:57)

LAST REGULAR-SEASON GAME: Nov. 16, 1969 / Boston 25, Bengals 14 (attendance: 25,913)

Last Bengals scoring play: Jess Phillips four-yard TD run; Horst Muhlmann PAT kick (fourth quarter, 13:10)

Last opponent scoring play: Gino Cappelletti 43-yard FG (third quarter, 7:58)

Last opponent touchdown: Charley Frazier six-yard pass from Mike Taliaferro; Gino Cappelletti PAT kick (first quarter, 1:24)

RECORD AT NIPPERT (REGULAR SEASON): 6-8-0 (.429)

LARGEST CROWD AT NIPPERT: 28,642 on Sept. 29, 1968 / San Diego 31, Bengals 10

PRO FOOTBALL HISTORY IN CINCINNATI

Cincinnati was home to two other teams in the National Football League prior to the present-day Bengals.

One of the teams, known as the Cincinnati Celts, was a member of the NFL — then known as the American Professional Football Association — in the league's second season in 1921. That team finished with a 1-3-0 record in its only season.

In 1933, the NFL granted the city another franchise, this time called the Cincinnati Reds. They competed in the league for two seasons before folding. The Reds finished with a 3-6-1 record and fourth place in the league's Western Division in 1933. In 1934, they lost their first eight games before suspending operations. The St. Louis Gunners, an independent team, joined the NFL by buying the Cincinnati franchise and went 1-2 the last three weeks of the season.

It was a third team, however — one which was not a member of the NFL — that eventually proved to be the closest link to today's modern-era team.

In 1937, a team called the Cincinnati Bengals was formed as a member of the rival American Football League. It was that team's nickname which was later adopted by today's NFL franchise.

The 1937 Bengals finished with a 2-4-2 record in their first year, but the AFL folded after the season. The Bengals continued as an independent team in 1938,

playing three NFL teams that year. They beat the Chicago Bears 17-13, and the Pittsburgh Pirates 38-0, and tied the Chicago Cardinals 7-7.

In 1939, the Bengals joined a new AFL, finishing in second place with a 6-2 record. But again, the league folded after the season.

Once again, in 1940, another new AFL emerged, and again the Bengals joined. They recorded 1-7-0 and 1-5-2 marks in 1940 and '41, respectively. That AFL suffered the fate of the two AFLs before it, folding after the 1941 season as the United States entered World War II. Only this time, the Bengals folded along with it.

Pro football returned to Cincinnati 26 years later in 1967, when Paul Brown headed an ownership group which landed an expansion franchise in the modern-era American Football League. Brown, a Pro Football Hall of Famer who founded and coached the Cleveland Browns from 1946-62, picked the name Bengals for the new team "to give it a link with past professional football in Cincinnati."

Hundreds of names were suggested by fans in an effort to name the new Cincinnati team, the most popular being Buckeyes. It was rejected to avoid confusion with the Ohio State Buckeyes.

The Bengals began play in the AFL in 1968. The AFL merged with the NFL in 1970.



1938 Cincinnati Bengals

Front row (left to right): 65-Tarz Carlson, 84-Bud Payne, 60-Cole Wilging, 85-Sig Sigillo, 55-Freddy Wunderlich, 69-Joe Kruse, 14-Blond Blizzard Owen, 80-Norm Cable, 41-Irish Pavkov, 54-Horse Chesney, 64-Pat Howlett, 51-Tiger Martinovich.

Back row: 70-Homer Reynolds, 72-Jug Brown, 75-King Bernard, 73-Socko Wieth, 88-Bumper McPhail, 61-Earl Warwick, 83-Connie Mack Berry, 81-Phil Bucklew, 82-Bill Muellner, 52-Russ Sweeney, 87-Wild Bill Gerdes, 86-Turk Russ, Coach Dana M. King.

MISCELLANEOUS FACTS AND FIGURES

ENTERING 2017 SEASON

Bengals franchise firsts:

- **FIRST HEAD COACH:** Paul Brown, who coached from 1968 through '75.
- **FIRST PLAYER:** QB John Stofa, who was acquired in December, 1967, from the Miami Dolphins in a trade for two draft choices. Stofa played for the Bengals in 1968 and '69.
- **FIRST DRAFT CHOICE:** Center Bob Johnson, from the University of Tennessee, was the Bengals' No. 1 draft choice in their 1968 inaugural season.
- **FIRST GAME:** Aug. 3, 1968 — a preseason home game against the Kansas City Chiefs at Nippert Stadium. The Chiefs won 38-14 in front of 21,682.
- **FIRST REGULAR-SEASON GAME:** On Friday night, Sept. 6, 1968, in San Diego, the Bengals began play in the American Football League. They lost to the Chargers, 29-13.
- **FIRST BENGALS REGULAR-SEASON SCORING PLAY:** On the Bengals' first possession of their first regular-season game — Sept. 6, 1968 at San Diego — RB Paul Robinson scored a touchdown on a 2-yard run. Dale Livingston kicked the extra point for a 7-0 Cincinnati lead. The Chargers came back to win, 29-13.
- **FIRST REGULAR-SEASON VICTORY:** On Sunday, Sept. 15, 1968, the Bengals won their home opener, defeating the Denver Broncos, 24-10. A crowd of 25,049 watched at Nippert Stadium.
- **FIRST PLAYOFF GAME:** On Saturday, Dec. 26, 1970, the Bengals lost to the Baltimore Colts, 17-0, at Memorial Stadium in Baltimore in an AFC Divisional Playoff. The Bengals reached the playoffs in just the franchise's third season by winning the AFC Central Division with an 8-6 regular-season record.
- **FIRST PLAYOFF VICTORY:** On Jan. 3, 1982, the Bengals beat the Buffalo Bills, 28-21, at Riverfront Stadium in an AFC Divisional Playoff Game. A week later, the Bengals won the AFC title to earn a trip to Super Bowl XVI.

In the beginning: The Bengals' inaugural season was 1968, when they played in the American Football League (which merged with the NFL in '70).

That first Bengals team had a seven-person coaching staff (in contrast to the 20-person staff heading into the 2017 season). Head coach Paul Brown was joined by Bill Johnson (offensive line coach), Rick Forzano (offensive backfield), Jack Donaldson (defensive line), Tom Bass (defensive backfield), Bill Walsh (offensive ends) and Frank Smouse (linebackers).

Munoz made Pro Bowl history: Former Bengals OT Anthony Munoz was selected to play in 11 AFC-NFC Pro Bowl games, the most by any Cincinnati player by a margin of five. WRs A.J. Green and Chad Johnson and CB Lemar Parrish are tied for second with six each.

At the time of his retirement after the 1992 season, Munoz's total of 11 was the most selections of any player in NFL history. To this day, Munoz still is tied for 12th in most Pro Bowl selections all time. The leaders are former Indianapolis/Denver QB Peyton Manning, Houston Oilers/Tennessee OL Bruce Matthews and Kansas City/Atlanta TE Tony Gonzalez, each with 14.

Hold that line: Over Games 5-12 of the 2009 season, the Bengals set a franchise record by holding eight straight opponents under the 100-yard mark in rushing. Prior to 2009, the franchise record for consecutive games in this category was six, and that spanned two seasons (1981-82). The previous record for one season was five straight games, set in 1983.

Sellout streaks: The Bengals sold out 57 consecutive home games (regular and postseason) from Nov. 16, 2003 through Nov. 8, 2010. That Paul Brown Stadium run stands as the longest in club history, topping a 43-game streak accomplished at Riverfront Stadium between 1988 and '92.

Bengals boast winning mark in overtime: The Bengals are 17-14-3 in regular-season overtime games, for a winning percentage of .544.

Overtime was put in place for regular-season games in 1974. The Bengals have not played an overtime game in postseason.

In 2013, Cincinnati played three overtime games in the same season, the only such instance in franchise history. In their other 48 seasons (1968-2012 and '14-16), the Bengals played in two overtime games in any one season just six times ('90, '92, '95, '01, '08 and '15).

The longest victory: The Bengals' 23-20 win at Cleveland Oct. 4, 2009 was the longest game the Bengals ever won. Four seconds remained in overtime when K Shayne Graham booted a 31-yard FG to break a 20-all tie.

The previous longest Bengals win was 34-31 in a road game against the Los Angeles Rams on Oct. 7, 1990. Jim Breech's 44-yard field goal ended that game with 3:04 remaining in overtime. The longest Bengals loss came on Sept. 23, 1979 against the Houston Oilers at Riverfront Stadium. The Oilers won 30-27 on a 29-yard Toni Fritsch field goal with 0:32 left in the extra period.

There are only three 75-minute games in Bengals history — a 13-13 tie with Philadelphia on Nov. 16, 2008, a 37-37 tie with Carolina on Oct. 12, 2014, and a 27-27 tie with Washington on Oct. 30, 2016. The only other tie in team history — a 31-31 deadlock in 1969 at Houston — took place before overtime was instituted in the regular season.

Passing fancy: Boomer Esiason passed for more than 300 yards in a game a team-record 23 times during his Bengals career (1984-92, 1997).

Current Bengal Andy Dalton (2011-present) ranks second in 300-yard passing games with 21, followed by Ken Anderson (1971-86) with 19.

Bengals double-digit club: Entering 2017, 28 players shared the distinction of having played 10 or more campaigns for the Bengals:

| PLAYER, POSITION | YEARS | SEASONS |
|----------------------------|-------|-------------|
| Ken Anderson, QB..... | 16 | 1971-86 |
| Ken Riley, CB..... | 15 | 1969-83 |
| Reggie Williams, LB..... | 14 | 1976-89 |
| Jim Breech, K..... | 13 | 1980-92 |
| Rich Braham, C-G..... | 13 | 1994-2006 |
| Anthony Munoz, OT..... | 13 | 1980-92 |
| Joe Walter, OT..... | 13 | 1985-97 |
| Willie Anderson, OT..... | 12 | 1996-2007 |
| Isaac Curtis, WR..... | 12 | 1973-84 |
| Eddie Edwards, DE-DT..... | 12 | 1977-88 |
| Bob Johnson, C..... | 12 | 1968-79 |
| Bruce Kozerski, OL..... | 12 | 1984-95 |
| Tim Krumrie, NT..... | 12 | 1983-94 |
| Jim LeClair, LB..... | 12 | 1972-83 |
| Glenn Cameron, LB..... | 11 | 1975-85 |
| Robert Geathers, DE..... | 11 | 2004-14 |
| Rodney Holman, TE..... | 11 | 1982-92 |
| Lee Johnson, P-K..... | 11 | 1988-98 |
| Max Montoya, G-OT..... | 11 | 1979-89 |
| Domata Peko, DT..... | 11 | 2006-16 |
| Andrew Whitworth, OT..... | 11 | 2006-16 |
| Louis Breeden, CB..... | 10 | 1978-87 |
| Boomer Esiason, QB..... | 10 | 1984-92, 97 |
| Chad Johnson, WR..... | 10 | 2001-10 |
| Dave Lapham, G..... | 10 | 1974-83 |
| Pat McNally, P-WR..... | 10 | 1976-85 |
| Brad St. Louis, LS-TE..... | 10 | 2000-09 |
| Bob Trumpy, TE-WR..... | 10 | 1968-77 |

The name game: The most common last name among players on the Bengals' all-time roster is Johnson. Twenty-six players named Johnson are on the all-time roster, including Chad Johnson, who changed his last name to Ochocinco in 2008 (then back to Johnson in '11, after his Bengals career).

Smith is second with 17, and Williams is third with 13 (not including Nick Luchey, who changed his name from Williams in 2002).

The Bengals' all-time roster has more last names start with the letter B than any other letter — a total of 101. The letter S is second with 92 names.

The only letter without a player on the team's all-time roster is X.

Fond farewell: The Bengals played their final game at Cinergy Field (previously known as Riverfront Stadium) on Dec. 12, 1999, and they made the finale a memorable one.

Before a sellout crowd of 59,972, the Bengals defeated Cleveland, 44-28, as the Cincinnati defense set a team record by allowing only 11 net rushing yards (11 carries). The Browns' longest rush of the day was three yards. The previous low by a Bengals opponent had been 22 yards by Houston on Dec. 23, 1990.

Offensively, that game saw the Bengals roll for 279 rushing yards (on 53 carries) — the second-most rushing yards in team history at the time and most ever in a home game (now fourth-best in history and third-highest at home).

10 wins, no playoffs: The best Bengals team to miss out on postseason play was coach Bill Johnson's 1976 club, which went 10-4 but lost a tiebreaker to Pittsburgh for the AFC Central Division title.

Only one Wild Card team made the playoffs from each conference at that time, and it went to 11-3 New England, which lost an AFC East tiebreaker.

One other Bengals team — the 1986 club — won 10 games (10-6) and failed to make the playoffs.

100 x 3 = team first: The Bengals' 27-10 win over Oakland on Dec. 10, 2006 at Paul Brown Stadium was the team's only game ever with a 100-yard rusher (Rudi Johnson, 117 yards) and two 100-yard receivers (T.J. Houshmandzadeh, 118; Chad Johnson, 101).

Coldest NFL games on record:

- Minus-13 degrees (-48 degrees wind chill) — Dec. 31, 1967, Lambeau Field, Green Bay, Wis., NFL Championship — Green Bay 21, Dallas 17
- Minus-9 degrees (-59 degrees wind chill) — Jan. 10, 1982, Riverfront Stadium, Cincinnati, Ohio, AFC Championship — Cincinnati 27, San Diego 7
- Minus-1 degree (-23 degrees wind chill) — Jan. 20, 2008, Lambeau Field, Green Bay, Wis., NFC Championship — N.Y. Giants 23, Green Bay 20 in OT.

Talent isn't everything: The 1989 Bengals were a talented team, but never could put it all together on a weekly basis. They outscored opponents 404-285, but finished only 8-8.

Not since the 1950 Philadelphia Eagles had a break-even team outscored its foes by such a large point margin (7.4) per game.

All-time biggest crowds: Here are the Bengals' 10 largest home crowds in franchise history:

| ATTENDANCE | DATE | OPPONENT | RESULT |
|------------------|----------|--------------|---------------|
| 1. 66,188 | 10-28-07 | Pittsburgh | L, 13-24 |
| 2. 66,113 | 10-1-07 | New England | L, 13-34 |
| 3. 66,107 | 12-22-14 | Denver | W, 37-28 |
| 4. 66,104 | 10-23-05 | Pittsburgh | L, 13-27 |
| 5. 66,093 | 9-10-07 | Baltimore | W, 27-20 |
| 6. 66,072 | 9-17-06 | Cleveland | W, 34-17 |
| 7. 66,049 | 12-31-06 | Pittsburgh | L, 17-23 (OT) |
| 8. 66,035 | 10-1-06 | New England | L, 13-38 |
| 9. 66,023 | 12-23-07 | Cleveland | W, 19-14 |
| 10. 65,995 | 11-20-05 | Indianapolis | L, 37-45 |

Long distance leaders: Former Bengals Chris Bahr and Doug Pelfrey are the only kickers in team history to convert two field goals of 50 or more yards in the same game.

Bahr booted field goals of 55 and 52 yards vs. Houston on September 23, 1979. Pelfrey connected on attempts from 53 and 50 yards at Houston on October 24, 1993.

A rare runner: The only Bengals quarterback ever to rush for 100 yards in a game was Virgil Carter, who gained 110 on nine carries against Cleveland on Nov. 15, 1970.

The game was the first Bengals-Browns match in Riverfront Stadium (later renamed Cinergy Field), and marked Cincinnati's first victory (14-10) over its Ohio rival.

BENGALS SINGLE-SEASON LEAGUE AND CONFERENCE LEADERS

— NFL —

PASSER RATING

(Current rating system in place since 1973)

| | | |
|------|----------------------|------|
| 1974 | Ken Anderson | 95.7 |
| 1975 | Ken Anderson | 93.9 |
| 1981 | Ken Anderson | 98.4 |
| 1982 | Ken Anderson | 95.3 |
| 1988 | Boomer Esiason | 97.4 |

PASSING YARDS

| | | |
|------|--------------------|------|
| 1974 | Ken Anderson | 2667 |
| 1975 | Ken Anderson | 3169 |

TOUCHDOWN PASSES

| | | |
|------|---------------------|----|
| 2005 | Carson Palmer | 32 |
|------|---------------------|----|

RECEPTIONS

| | | |
|------|---------------------------|-------|
| 2007 | T.J. Houshmandzadeh | *^112 |
|------|---------------------------|-------|

RECEIVING YARDS

| | | |
|------|--------------------|------|
| 2006 | Chad Johnson | 1369 |
|------|--------------------|------|

INTERCEPTIONS

| | | |
|------|---------------------|------|
| 2005 | Deltha O'Neal | **10 |
| 2015 | Reggie Nelson | *8 |

PUNT RETURN AVERAGE

| | | |
|------|---------------------|-------|
| 1974 | Lemar Parrish | ^18.8 |
| 1984 | Mike Martin | 15.7 |

KICKOFF RETURN AVERAGE

| | | |
|------|------------------|-------|
| 2014 | Adam Jones | ^31.3 |
|------|------------------|-------|

PUNTING AVERAGE

| | | |
|------|-------------------|------|
| 1970 | Dave Lewis | 46.2 |
| 1971 | Dave Lewis | 44.8 |
| 1978 | Pat McNally | 43.1 |
| 1981 | Pat McNally | 45.4 |

— AFC —

SCORING

| | | |
|------|---------------------|------|
| 1981 | Jim Breech | *115 |
| 1987 | Jim Breech | 97 |
| 2005 | Shayne Graham | 131 |

RUSHING YARDS

| | | |
|------|---------------------|--------|
| 1968 | Paul Robinson | **1023 |
|------|---------------------|--------|

TOUCHDOWNS

| | | |
|------|--------------------|-----|
| 1983 | Pete Johnson | *14 |
| 1988 | Ickey Woods | *15 |
| 1995 | Carl Pickens | ^17 |

PASSER RATING

(Current rating system in place since 1973)

| | | |
|------|----------------------|--------|
| 1974 | Ken Anderson | #95.7 |
| 1975 | Ken Anderson | #93.9 |
| 1981 | Ken Anderson | #98.4 |
| 1982 | Ken Anderson | #95.3 |
| 1988 | Boomer Esiason | #97.4 |
| 1989 | Boomer Esiason | 92.1 |
| 2015 | Andy Dalton | ^106.3 |

PASSING YARDS

| | | |
|------|--------------------|-------|
| 1974 | Ken Anderson | #2667 |
| 1975 | Ken Anderson | #3169 |

TOUCHDOWN PASSES

| | | |
|------|----------------------|-----|
| 1988 | Boomer Esiason | *28 |
| 1989 | Boomer Esiason | 28 |
| 1995 | Jeff Blake | 28 |
| 2005 | Carson Palmer | #32 |

RECEPTIONS

| | | |
|------|---------------------------|--------|
| 1995 | Carl Pickens | 99 |
| 1996 | Carl Pickens | 100 |
| 2005 | Chad Johnson | 97 |
| 2007 | T.J. Houshmandzadeh | #**112 |

RECEIVING YARDS

| | | |
|------|--------------------|-------|
| 1973 | Isaac Curtis | 843 |
| 1988 | Eddie Brown | 1273 |
| 2003 | Chad Johnson | 1355 |
| 2004 | Chad Johnson | 1274 |
| 2005 | Chad Johnson | 1432 |
| 2006 | Chad Johnson | #1369 |

INTERCEPTIONS

| | | |
|------|---------------------|-------|
| 1976 | Ken Riley | 9 |
| 1982 | Ken Riley | *5 |
| 1983 | Ken Riley | *8 |
| 2005 | Deltha O'Neal | #*^10 |
| 2015 | Reggie Nelson | #*8 |

PUNTING AVERAGE

| | | |
|------|-------------------|-------|
| 1970 | Dave Lewis | #46.2 |
| 1971 | Dave Lewis | #44.8 |
| 1978 | Pat McNally | #43.1 |
| 1981 | Pat McNally | #45.4 |

PUNT RETURN AVERAGE

| | | |
|------|---------------------|--------|
| 1974 | Lemar Parrish | #^18.8 |
| 1984 | Mike Martin | #15.7 |
| 2014 | Adam Jones | 12.0 |

KICKOFF RETURN AVERAGE

| | | |
|------|---------------------|--------|
| 1999 | Tremain Mack | 27.1 |
| 2014 | Adam Jones | #^31.3 |
| 2016 | Alex Erickson | 27.9 |

KEY

- # Also led/tied NFL
- * Tied for lead
- ^ Also a Bengals record
- ** American Football League

Get the point? Only three times in the Bengals' 49 seasons has a non-kicker led the team in scoring.

In 1979, FB Pete Johnson was the team's leading scorer with 90 points (15 TDs). FB Ickey Woods led the 1988 Bengals with 90 points (15 TDs). And in 2001, HB Corey Dillon scored a team-high 78 points (13 TDs).

A special explosion: The Bengals' record for most points scored in a game by special teams units is 31, in a 43-14 win at Buffalo on Nov. 8, 1970.

CB Lemar Parrish scored two special teams TDs, one on a 95-yard kickoff return and another on an 83-yard return of a blocked field goal attempt. K Horst Muhlmann added 15 points on five field goals, and four PATs by Muhlmann completed the special teams onslaught.

The offense scored only one TD, on a one-yard run by RB Jess Phillips. The defense scored a TD on an eight-yard fumble return by DE Royce Berry.

Perfection at home: The Bengals have gone undefeated (and untied) at home during the regular season four times in team history:

- 8-0 in the Super Bowl season of 1988
- 8-0 in the 2013 playoff season
- 7-0 in the 1973 playoff season
- 4-0 in the strike-shortened 1982 playoff campaign

Bengals QB MVPs: Two Bengals, both quarterbacks from the club's Super Bowl teams, have been named by nationwide panels of media as winners of the Associated Press NFL Most Valuable Player Award.

Ken Anderson was the winner in 1981, leading the NFL with a 98.4 passer rating. He completed 300 of 479 passes (62.6 percent) for 3754 yards, with a then-club record 29 TD passes against 10 INTs.

Boomer Esiason was the 1988 winner, leading the league with a 97.4 rating and tying for the AFC lead in TDs with 28. He completed 223 of 388 passes (57.5 percent) for 3572 yards, with 14 INTs.

Both QBs led their teams to 12-4 records in the regular season.

Worst to first: Four times in their history, the Bengals have finished first in their division after finishing in last place the season before. The Bengals followed a cellar season with a division title in 1970, '81, '88 and '90.

Record crowd: The official attendance figure of 91,653 for Cincinnati's 28-14 loss at Dallas on Oct. 9, 2016 at AT&T Stadium was the largest ever for a Bengals regular-season game.

The previous record was 87,786 at Cincinnati's 17-10 win on Nov. 14, 2004 at FedExField in Washington.

The record for all Bengals games remains 92,045, recorded at the Los Angeles Coliseum for the 1990 season Divisional Playoff game against the L.A. Raiders on Jan. 13, 1991.

Double whammy: Twice in Bengals history, two Cincinnati players have broken the 100-yard rushing mark in the same game.

On Oct. 29, 1972, in a 30-7 win vs. Houston, RB Doug Dressler gained 110 yards and HB Essex Johnson ran for 103 yards. On Dec. 7, 1986, in a 31-7 victory at New England, HB James Brooks rushed for 163 yards and FB Stanley Wilson gained 120 yards.

The longest shots: The latest-drafted player ever to make a Bengals roster for a regular-season game was K-P Dave Green of Ohio University.

Green was the 418th selection in the 1972 draft, taken in the 17th round. He didn't make the roster in 1972, and had a brief stint (no games played) with Houston in '73 before being re-acquired by Cincinnati. Green played for the Bengals from 1974-75, scoring 70 points and averaging 40.1 yards on 134 punts. He was acquired by Tampa Bay in 1976, and stayed in the NFL through '79.

The latest-drafted player ever to make the Bengals roster in the same season of his selection was LB Larry Ely of Iowa. Ely was the 397th selection in 1970, a 16th-round pick. He played for Cincinnati in 1970 and '71.

BENGALS PLAYOFF RESULTS

Record: 5-14

| SEASON | DATE | OPPONENT | W-L | SCORE | PLAYOFF GAME |
|--------|---------|---------------------|-----|-------|---------------------|
| 1970 | Dec. 26 | at Baltimore | L | 0-17 | Divisional Playoff |
| 1973 | Dec. 23 | at Miami | L | 16-34 | Divisional Playoff |
| 1975 | Dec. 28 | at Oakland Raiders | L | 28-31 | Divisional Playoff |
| 1981 | Jan. 3 | BUFFALO | W | 28-21 | Divisional Playoff |
| | Jan. 10 | SAN DIEGO | W | 27-7 | AFC Championship |
| | Jan. 24 | SAN FRANCISCO 49ERS | L | 21-26 | Super Bowl XVI |
| 1982 | Jan. 9 | N.Y. JETS | L | 17-44 | First-Round Playoff |
| 1988 | Dec. 31 | SEATTLE | W | 21-13 | Divisional Playoff |
| | Jan. 8 | BUFFALO | W | 21-10 | AFC Championship |
| | Jan. 22 | San Francisco 49ers | L | 16-20 | Super Bowl XXIII |
| 1990 | Jan. 6 | HOUSTON | W | 41-14 | Wild Card Playoff |
| | Jan. 13 | at L.A. Raiders | L | 10-20 | Divisional Playoff |
| 2005 | Jan. 8 | PITTSBURGH | L | 17-31 | Wild Card Playoff |
| 2009 | Jan. 9 | N.Y. JETS | L | 14-24 | Wild Card Playoff |
| 2011 | Jan. 7 | at Houston | L | 10-31 | Wild Card Playoff |
| 2012 | Jan. 5 | at Houston | L | 13-19 | Wild Card Playoff |
| 2013 | Jan. 5 | SAN DIEGO | L | 10-27 | Wild Card Playoff |
| 2014 | Jan. 4 | at Indianapolis | L | 10-26 | Wild Card Playoff |
| 2015 | Jan. 9 | PITTSBURGH | L | 16-18 | Wild Card Playoff |

High-scoring affairs: The two highest-scoring games (combined point totals of both teams) in Bengals history have both come against the Cleveland Browns. Here are the five highest-scoring games in franchise history:

| TOTAL POINTS | DATE AND OPPONENT | RESULT |
|--------------|-------------------------------|----------|
| 1. 106 | Nov. 28, 2004 vs. Cleveland | W, 58-48 |
| 2. 96 | Sept. 16, 2007 at Cleveland | L, 45-51 |
| 3. 90 | Nov. 12, 2006 vs. San Diego | L, 41-49 |
| 4. 86 | Nov. 30, 1997 at Philadelphia | L, 42-44 |
| 5. 85 | Sept. 22, 1985 vs. San Diego | L, 41-44 |

Riley reigns supreme: In the Bengals record book, the most dominant lead in a major career category belongs to CB Ken Riley. His 65 interceptions nearly double the total (33) of second-place CB Louis Breeden.

Bengals tap the Buckeye pipeline: Ohio State is the top supplier of college talent to the Bengals, with 28 former Buckeyes having qualified for the team's official all-time roster.

Notable former Buckeye Bengals include Pro Bowl FB Pete Johnson (1977-83), the No. 4 rusher in Bengals history, as well as RB Archie Griffin ('76-83), CB Ray Griffin ('78-84), OT Rufus Mayes ('70-78) and DT Dan Wilkinson ('94-97).

Florida and West Virginia are tied for second with 18 Bengals alumni. Four schools follow with 17 — Arizona State, Alabama, Cincinnati and Michigan.

Parrish hits paydirt: The only Bengals player ever to score two touchdowns in a game on returns and/or recoveries is Lemar Parrish — and he did it three times.

Parrish, a Bengals cornerback and kick returner from 1970-77, scored two TDs on Nov. 8, 1970 at Buffalo (95-yard kickoff return and 83-yard return of a blocked FG attempt); on Dec. 17, 1972 at Houston (25-yard interception return and 33-yard interception return); and on Oct. 6, 1974 vs. Washington (90-yard punt return and 47-yard fumble return).

Go long ... real long: The Bengals record book records two pass plays of 90 or more yards:

- QB Ken Anderson hooked up with WR Billy Brooks for a team-record 94-yarder for a touchdown Nov. 13, 1977 at Minnesota.
- QB Virgil Carter connected with WR Speedy Thomas for a 90-yard TD strike on Sept. 19, 1971 vs. Philadelphia at Riverfront Stadium.

This record holds the record: The oldest season record in Bengals history — and the only one still standing from the Nippert Stadium years — is QB Greg Cook's average of 9.41 yards gained per passing attempt in 1969.

BENGALS SUPER BOWL STARTERS

SUPER BOWL XVI

| OFFENSE | DEFENSE |
|----------------------|----------------------|
| WR Cris Collinsworth | LDE Eddie Edwards |
| LOT Anthony Munoz | NT Wilson Whitley |
| LG Dave Lapham | RDE Ross Browner |
| C Blair Bush | LOLB Bo Harris |
| RG Max Montoya | LILB Jim LeClair |
| ROT Mike Wilson | RILB Glenn Cameron |
| TE Dan Ross | ROLB Reggie Williams |
| WR Isaac Curtis | LCB Louis Breeden |
| QB Ken Anderson | RCB Ken Riley |
| HB Charles Alexander | SS Bobby Kemp |
| FB Pete Johnson | FS Bryan Hicks |

SUPER BOWL XXIII

| OFFENSE | DEFENSE |
|-------------------|----------------------|
| WR Tim McGee | LDE Jim Skow |
| LOT Anthony Munoz | NT Tim Krumrie |
| LG Bruce Reimers | RDE Jason Buck |
| C Bruce Kozerski | LOLB Leon White |
| RG Max Montoya | LILB Carl Zander |
| ROT Brian Blados | RILB Joe Kelly |
| TE Rodney Holman | ROLB Reggie Williams |
| WR Eddie Brown | LCB Lewis Billups |
| QB Boomer Esiason | RCB Eric Thomas |
| HB James Brooks | SS David Fulcher |
| FB Ickey Woods | FS Solomon Wilcotts |

Dunlap's PD frenzy: In the first 40 seasons in which Bengals defensive statistics were recorded (1976-2015), no defensive lineman ever led the team in passes defended for a season. Really, none were even close. But it happened in 2016, and it wasn't close.

DE Carlos Dunlap had five more PDs — 15 — than anyone else on the team in '16. And he had seven more PDs than any other NFL defensive lineman that year. The players ahead of Dunlap in the NFL were all cornerbacks, and the next-highest total by an NFL defensive lineman was eight. The next-highest total by a Bengals player in 2016 was 10, by CB Dre Kirkpatrick.

"Passes defended" include interceptions as well as passes broken up. When a player makes an INT, he also is credited with a PD. What makes this stat even more noteworthy is the fact that Dunlap had no INTs in '16. And in the category of PDs without counting INTs, only four NFL players — all CBs — were ahead of Dunlap.

1000-yard duos ... and a trio: Fourteen times in the Bengals' 49 years (1968-2016), the team has had both a 1000-yard rusher and a 1000-yard receiver in the same season.

In 2006, the Bengals had a 1000-yard rusher and two 1000-yard receivers.

| YEAR | RUSHER | YARDS | RECEIVER | YARDS |
|------|---------------------------|-------|---------------------------|-------|
| 1981 | Pete Johnson..... | 1077 | Cris Collinsworth | 1009 |
| 1986 | James Brooks..... | 1087 | Cris Collinsworth | 1024 |
| 1988 | Ickey Woods..... | 1066 | Eddie Brown..... | 1273 |
| 1989 | James Brooks..... | 1239 | Tim McGee..... | 1211 |
| 1998 | Corey Dillon..... | 1130 | Carl Pickens..... | 1023 |
| 1999 | Corey Dillon..... | 1200 | Darnay Scott..... | 1022 |
| 2002 | Corey Dillon..... | 1311 | Chad Johnson..... | 1166 |
| 2004 | Rudi Johnson..... | 1454 | Chad Johnson..... | 1274 |
| 2005 | Rudi Johnson..... | 1458 | Chad Johnson..... | 1432 |
| 2006 | Rudi Johnson..... | 1309 | Chad Johnson..... | 1369 |
| | | | T.J. Houshmandzadeh | 1081 |
| 2009 | Cedric Benson | 1251 | Chad Johnson..... | 1047 |
| 2011 | Cedric Benson..... | 1067 | A.J. Green | 1057 |
| 2012 | BenJarvus Green-Ellis.... | 1094 | A.J. Green | 1350 |
| 2014 | Jeremy Hill..... | 1124 | A.J. Green | 1041 |

No TDs; no problem: Five times in their history, the Bengals have won without scoring a touchdown:

- On Sept. 24, 1972, K Horst Muhlmann's five FGs (41, 32, 20, 32, 34) fueled a 15-10 victory over Pittsburgh at Riverfront Stadium (later renamed Cinergy Field).
- On Oct. 21, 1984, K Jim Breech kicked four FGs (24, 23, 25, 33) for all the Bengals' points in a 12-9 victory over Cleveland at Riverfront.
- On Nov. 6, 1994, K Doug Pelfrey booted six FGs (36, 44, 36, 47, 28, 26) and LB-DE Alfred Williams scored on a safety as the Bengals posted a 20-17 overtime victory at Seattle.
- On Nov. 11, 2007, K Shayne Graham kicked a team-record seven FGs (34, 19, 22, 35, 35, 21, 33) for all of Cincinnati's points in a 21-7 win at Baltimore.
- On Sept. 19, 2010, K Mike Nugent kicked five FGs (36, 30, 46, 38, 25) for all the Bengals' points in a 15-10 win over Baltimore at Paul Brown Stadium.

Doubling up: Twice in Bengals history, a Cincinnati player has managed 100-plus yards both rushing and receiving on the same day.

HB Essex Johnson was the first, rushing for 121 yards on 21 carries and getting 116 yards on two receptions on Sept. 30, 1973 at San Diego. He stood alone in the category until Dec. 7, 1986, when HB James Brooks burned the Patriots at New England for 163 yards on 18 rushes and 101 yards on six receptions. Cincinnati won both games.

Bengals opponents have managed double 100-yard performances twice, and Cincinnati lost both of those games.

On Nov. 23, 1975, Cleveland HB Greg Pruitt had 121 yards on 17 rushes and 106 yards on seven receptions in a 35-23 Browns win at Cleveland Stadium. On Sept. 22, 1985, San Diego RB Lionel James became the one player to record dual 100s at Riverfront Stadium (later renamed Cinergy Field) in the Chargers' 44-41 win. James had 127 yards on 12 rushes and 118 yards on five catches.

P.B. and the hall of fame: Paul Brown, founder of the Cincinnati Bengals, was enshrined in the Pro Football Hall of Fame in 1967, and numerous other Hall of Fame members played and/or coached under Brown.

The most recent addition to P.B.'s disciples in the Hall of Fame was former Bengals assistant coach and head coach Dick LeBeau, a 2010 inductee. LeBeau's assistant coaching tenure with the Bengals began in '80, when Brown was the team's general manager. He was an assistant coach (defensive backfield and defensive coordinator) with the Bengals from 1980-91 and '97-2000 (three games in '00), and he was the team's head coach from the fourth game of '00 through '02. LeBeau, who also spent many seasons as an assistant coach with the Pittsburgh Steelers, is widely considered to be one of the best defensive coaches in league history. And though he did not play under Brown, LeBeau recorded 62 career interceptions, which ranked third all-time at the time of his retirement as a player.

Other former assistant coaches under Paul Brown who are in the Hall of Fame are Weeb Ewbank and Bill Walsh. Also in the Hall of Fame is Forrest Gregg, hired by Brown as Bengals head coach in 1980.

The most recent player disciple of Brown's to be inducted was tackle Anthony Munoz, considered by many to be the greatest offensive lineman in NFL history. Munoz, a 1998 inductee, played his entire 13-year pro career ('80-92) with the Bengals. Some analysts thought he was too risky a prospect for an early first-round draft selection because he had experienced knee injuries in college. But Brown, as Bengals general manager in 1980, selected Munoz with the No. 3 overall pick.

The 1997 Hall of Fame class included Don Shula, winningest coach in NFL history, who played defensive back in the NFL and was a rookie on Brown's defending NFL champion Cleveland Browns in '51.

WR Charlie Joiner, who played for the Bengals under Brown from 1972-75, was elected to the Hall of Fame in the '96 class of inductees. Also, 15 other players Brown coached for the Cleveland Browns are in the Hall of Fame. These players, and the years Brown coached them in Cleveland, are: DE Doug Atkins (1953-54), FB Jim Brown ('57-62), DE Willie Davis ('58-59), QB Len Dawson ('60-61), WR Len Ford ('50-57), C Frank Gatski ('46-56), QB Otto Graham ('46-55), T/PE Lou Groza ('46-59 and '61-62), G Gene Hickerson ('58-60 and '62), DT Henry Jordan ('57-58), WR Dante Lavelli ('46-56), T Mike McCormack ('54-62), RB/WR Bobby Mitchell ('58-61), FB/LB Marion Motley ('46-53) and G Bill Willis ('46-53).

BENGALS POSTSEASON INDIVIDUAL RECORDS

KEY

- * AFC Wild Card Playoff
- ** AFC Divisional Playoff
- *** AFC Championship
- + AFC First-Round Playoff (Super Bowl Tournament)
- # Super Bowl XVI (at Pontiac, Mich.)
- ## Super Bowl XXIII (at Miami, Fla.)

NOTES: Years listed are seasons in which playoff berths were earned, not calendar years in which playoff games were played. Career records include only seasons in which players played in playoffs.

SCORING

TOTAL POINTS

| | | | |
|--------|----|-------------------|---------------------|
| CAREER | 52 | Jim Breech | 1981, '82, '88, '90 |
| | 24 | Ickey Woods | 1988, '90 |
| | 18 | Dan Ross | 1981, '82 |
| | 16 | Mike Nugent | 2011, '13, '14, '15 |
| | 12 | (eight times) | |

| | | | |
|------|----|-------------------------|------------------------------------|
| GAME | 12 | Charles Alexander | 1981 (Jan. 3, 1982 vs. Buff.)** |
| | 12 | Dan Ross | 1981 (Jan. 24, 1982 against S.F.)# |
| | 12 | Stanley Wilson | 1988 (Dec. 31, 1988 vs. Sea.)** |
| | 12 | Ickey Woods | 1988 (Jan. 8, 1989 vs. Buff.)*** |
| | 11 | Jim Breech | 1990 (Jan. 6, 1991 vs. Hou.)* |

TOUCHDOWNS

| | | | |
|--------|---|-------------------|-----------|
| CAREER | 4 | Ickey Woods | 1988, '90 |
| | 3 | Dan Ross | 1981, '82 |
| | 2 | (seven times) | |

| | | | |
|------|---|-------------------------|------------------------------------|
| GAME | 2 | Charles Alexander | 1981 (Jan. 3, 1982 vs. Buff.)** |
| | 2 | Dan Ross | 1981 (Jan. 24, 1982 against S.F.)# |
| | 2 | Stanley Wilson | 1988 (Dec. 31, 1988 vs. Sea.)** |
| | 2 | Ickey Woods | 1988 (Jan. 8, 1989 vs. Buff.)*** |
| | 1 | (many times) | |

POINTS AFTER TOUCHDOWNS

| | | | |
|--------|----|---------------------|---------------------|
| CAREER | 25 | Jim Breech | 1981, '82, '88, '90 |
| | 4 | Dave Green | 1975 |
| | 4 | Shayne Graham | 2005, '09 |
| | 4 | Mike Nugent | 2011, '13, '14, '15 |
| | 1 | (two times) | |

| | | | |
|------|---|------------------|---------------------------------|
| GAME | 5 | Jim Breech | 1990 (Jan. 6, 1991 vs. Hou.)* |
| | 4 | Jim Breech | 1981 (Jan. 3, 1982 vs. Buff.)** |
| | 3 | (five times) | |

FIELD GOALS

| | | | |
|--------|---|----------------------|---------------------|
| CAREER | 9 | Jim Breech | 1981, '82, '88, '90 |
| | 4 | Mike Nugent | 2011, '13, '14, '15 |
| | 3 | Horst Muhlmann | 1970, '73 |
| | 2 | Josh Brown | 2012 |
| | 1 | Shayne Graham | 2005, '09 |

| | | | |
|------|---|----------------------|-------------------------------------|
| GAME | 3 | Horst Muhlmann | 1973 (Dec. 23, 1973 at Mia.)** |
| | 3 | Jim Breech | 1988 (Jan. 22, 1989 against S.F.)## |
| | 2 | Jim Breech | 1981 (Jan. 10, 1982 vs. S.D.)*** |
| | 2 | Jim Breech | 1990 (Jan. 6, 1991 vs. Hou.)* |
| | 2 | Josh Brown | 2012 (Jan. 5, 2013 at Hou.)* |

LONGEST FIELD GOALS

| | | |
|----|----------------------|-------------------------------------|
| 57 | Mike Nugent | 2014 (Jan. 4, 2015 at Ind.)* |
| 47 | Josh Brown | 2012 (Jan. 5, 2013 at Hou.)* |
| 46 | Horst Muhlmann | 1973 (Dec. 23, 1973 at Mia.)** |
| 46 | Mike Nugent | 2013 (Jan. 5, 2014 vs. S.D.)* |
| 43 | Jim Breech | 1988 (Jan. 22, 1989 against S.F.)## |

RUSHING

TOTAL RUSHING ATTEMPTS

| | | | |
|--------|----|-------------------------|-----------|
| CAREER | 89 | Ickey Woods | 1988, '90 |
| | 61 | Pete Johnson | 1981, '82 |
| | 43 | James Brooks | 1988, '90 |
| | 34 | Charles Alexander | 1981, '82 |
| | 28 | Cedric Benson | 2009, '11 |

| | | | |
|------|----|---------------------|-------------------------------------|
| GAME | 29 | Ickey Woods | 1988 (Jan. 8, 1989 vs. Buff.)*** |
| | 23 | Ickey Woods | 1988 (Dec. 31, 1988 vs. Sea.)** |
| | 21 | Pete Johnson | 1981 (Jan. 10, 1982 vs. S.D.)*** |
| | 21 | Cedric Benson | 2009 (Jan. 9, 2010 vs. NYJ)* |
| | 20 | Ickey Woods | 1988 (Jan. 22, 1989 against S.F.)## |

RUSHING YARDS

| | | | |
|--------|-----|-------------------------|-----------|
| CAREER | 391 | Ickey Woods | 1988, '90 |
| | 187 | Pete Johnson | 1981, '82 |
| | 183 | Cedric Benson | 2009, '11 |
| | 145 | James Brooks | 1988, '90 |
| | 125 | Charles Alexander | 1981, '82 |

| | | | |
|------|-----|---------------------|-------------------------------------|
| GAME | 169 | Cedric Benson | 2009 (Jan. 9, 2010 vs. NYJ)* |
| | 126 | Ickey Woods | 1988 (Dec. 31, 1988 vs. Sea.)** |
| | 102 | Ickey Woods | 1988 (Jan. 8, 1989 vs. Buff.)** |
| | 80 | Pete Johnson | 1981 (Jan. 10, 1982 vs. S.D.)*** |
| | 79 | Ickey Woods | 1988 (Jan. 22, 1989 against S.F.)## |

AVERAGE YARDS PER RUSHING ATTEMPT

| | | | |
|--------|------|---|-----------|
| CAREER | 4.39 | Ickey Woods (391 yards/89 att.) | 1988, '90 |
| | 3.68 | Charles Alexander (125 yards/34 att.) | 1981, '82 |
| | 3.37 | James Brooks (145 yards/43 att.) | 1988, '90 |
| | 3.07 | Pete Johnson (187 yards/61 att.) | 1981, '82 |

NOTE: Minimum 30 attempts.

| | | | |
|------|------|------------------------------|-------------------------------------|
| GAME | 8.05 | Cedric Benson (169/21) | 2009 (Jan. 9, 2010 vs. NYJ)* |
| | 5.48 | Ickey Woods (126/23) | 1988 (Dec. 31, 1988 vs. Sea.)** |
| | 3.95 | Ickey Woods (79/20) | 1988 (Jan. 22, 1989 against S.F.)## |
| | 3.81 | Pete Johnson (80/21) | 1981 (Jan. 10, 1982 vs. S.D.)*** |
| | 3.52 | Ickey Woods (102/29) | 1988 (Jan. 8, 1989 vs. Buff.)*** |

NOTE: Minimum 15 attempts.

RUSHING TOUCHDOWNS

| | | | |
|--------|---|-------------------|-----------|
| CAREER | 4 | Ickey Woods | 1988, '90 |
| | 2 | (five times) | |

| | | | |
|------|---|-------------------------|----------------------------------|
| GAME | 2 | Charles Alexander | 1981 (Jan. 3, 1982 vs. Buff.)** |
| | 2 | Stanley Wilson | 1988 (Dec. 31, 1988 vs. Sea.)** |
| | 2 | Ickey Woods | 1988 (Jan. 8, 1989 vs. Buff.)*** |
| | 1 | (many times) | |

LONGEST RUSHES

| | | |
|-------|-----------------------------|----------------------------------|
| 47-td | Cedric Benson | 2009 (Jan. 9, 2010 vs. NYJ)* |
| 38 | Jeremy Hill | 2015 (Jan. 9, 2016 vs. Pitt.)* |
| 30 | Ickey Woods | 1988 (Dec. 31, 1988 vs. Sea.)** |
| 29 | Boomer Esiason | 1988 (Jan. 8, 1989 vs. Buff.)*** |
| 29 | BenJarvus Green-Ellis | 2012 (Jan. 5, 2013 at Hou.)* |

KEY

- * AFC Wild Card Playoff
- ** AFC Divisional Playoff
- *** AFC Championship
- + AFC First-Round Playoff (Super Bowl Tournament)
- # Super Bowl XVI (at Pontiac, Mich.)
- ## Super Bowl XXIII (at Miami, Fla.)

NOTES: Years listed are seasons in which playoff berths were earned, not calendar years in which playoff games were played. Career records include only seasons in which players played in playoffs.

PASSING

TOTAL PASSING ATTEMPTS

| | | | |
|--------|-----|----------------|--------------------------------|
| CAREER | 166 | Ken Anderson | 1973, '75, '81, '82 |
| | 158 | Andy Dalton | 2011, '12, '13, '14 |
| | 99 | Boomer Esiason | 1988, '90 |
| | 41 | AJ McCarron | 2015 |
| | 40 | Jon Kitna | 2005 |
| GAME | 51 | Andy Dalton | 2013 (Jan. 5, 2014 vs. S.D.)* |
| | 42 | Andy Dalton | 2011 (Jan. 7, 2012 at Hou.)* |
| | 41 | AJ McCarron | 2015 (Jan. 9, 2016 vs. Pitt.)* |
| | 40 | Jon Kitna | 2005 (Jan. 8, 2006 vs. Pitt.)* |
| | 36 | Carson Palmer | 2009 (Jan. 9, 2010 vs. NYJ)* |

COMPLETIONS

| | | | |
|--------|-----|----------------|------------------------------------|
| CAREER | 110 | Ken Anderson | 1973, '75, '81, '82 |
| | 88 | Andy Dalton | 2011, '12, '13, '14 |
| | 51 | Boomer Esiason | 1988, '90 |
| | 24 | Jon Kitna | 2005 |
| | 23 | AJ McCarron | 2015 |
| GAME | 29 | Andy Dalton | 2013 (Jan. 5, 2014 vs. S.D.)* |
| | 27 | Andy Dalton | 2011 (Jan. 7, 2012 at Hou.)* |
| | 26 | Ken Anderson | 1982 (Jan. 9, 1983 vs. NYJ)+ |
| | 25 | Ken Anderson | 1981 (Jan. 24, 1982 against S.F.)# |
| | 24 | Jon Kitna | 2005 (Jan. 8, 2006 vs. Pitt.)* |

COMPLETION PERCENTAGE

| | | | |
|--------|-------|-----------------------------------|---------------------|
| CAREER | 66.27 | Ken Anderson (110 comp./166 att.) | 1973, '75, '81, '82 |
| | 60.00 | Jon Kitna (24 comp./40 att.) | 2005 |
| | 56.10 | AJ McCarron (23 comp./41 att.) | 2015 |
| | 55.70 | Andy Dalton (88 comp./158 att.) | 2011, '12, '13, '14 |
| | 51.52 | Boomer Esiason (51 comp./99 att.) | 1988, '90 |
| | 51.35 | Carson Palmer (19 comp./37 att.) | 2005, '09 |

NOTE: Minimum 30 attempts.

| | | | |
|------|-------|------------------------|------------------------------------|
| GAME | 74.29 | Ken Anderson (26/35) | 1982 (Jan. 9, 1983 vs. NYJ)+ |
| | 73.53 | Ken Anderson (25/34) | 1981 (Jan. 24, 1982 against S.F.)# |
| | 70.00 | Boomer Esiason (14/20) | 1990 (Jan. 6, 1991 vs. Hou.)* |
| | 66.67 | Ken Anderson (14/21) | 1981 (Jan. 3, 1982 vs. Buff.)** |
| | 64.29 | Andy Dalton (27/42) | 2011 (Jan. 7, 2012 at Hou.)* |

NOTE: Minimum 15 attempts.

PASSING YARDS

| | | | |
|--------|------|----------------|------------------------------------|
| CAREER | 1321 | Ken Anderson | 1973, '75, '81, '82 |
| | 873 | Andy Dalton | 2011, '12, '13, '14 |
| | 600 | Boomer Esiason | 1988, '90 |
| | 212 | Carson Palmer | 2005, '09 |
| | 212 | AJ McCarron | 2015 |
| GAME | 354 | Ken Anderson | 1982 (Jan. 9, 1983 vs. NYJ)+ |
| | 334 | Andy Dalton | 2013 (Jan. 5, 2014 vs. S.D.)* |
| | 300 | Ken Anderson | 1981 (Jan. 24, 1982 against S.F.)# |
| | 257 | Andy Dalton | 2011 (Jan. 7, 2012 at Hou.)* |
| | 212 | AJ McCarron | 2015 (Jan. 9, 2016 vs. Pitt.)* |

AVERAGE YARDS PER PASSING ATTEMPT

| | | | |
|--------|------|------------------------------------|---------------------|
| CAREER | 7.96 | Ken Anderson (1321 yards/166 att.) | 1973, '75, '81, '82 |
| | 6.06 | Boomer Esiason (600 yards/99 att.) | 1988, '90 |
| | 5.73 | Carson Palmer (212 yards/37 att.) | 2005, '09 |
| | 5.53 | Andy Dalton (873 yards/158 att.) | 2011, '12, '13, '14 |
| | 5.17 | AJ McCarron (212 yards/41 att.) | 2015 |
| | 4.93 | Jon Kitna (197 yards/40 att.) | 2005 |

NOTE: Minimum 30 attempts.

| | | | |
|------|-------|-------------------------|------------------------------------|
| GAME | 10.11 | Ken Anderson (354/35) | 1982 (Jan. 9, 1983 vs. NYJ)+ |
| | 9.14 | Ken Anderson (192/21) | 1981 (Jan. 3, 1982 vs. Buff.)** |
| | 8.82 | Ken Anderson (300/34) | 1981 (Jan. 24, 1982 against S.F.)# |
| | 7.50 | Boomer Esiason (150/20) | 1990 (Jan. 6, 1991 vs. Hou.)* |
| | 7.44 | Ken Anderson (201/27) | 1975 (Dec. 28, 1975 at Oak.)** |

NOTE: Minimum 15 attempts.

TOUCHDOWN PASSES

| | | | |
|--------|---|----------------|------------------------------------|
| CAREER | 9 | Ken Anderson | 1973, '75, '81, '82 |
| | 4 | Boomer Esiason | 1988, '90 |
| | 1 | (four times) | |
| GAME | 2 | Ken Anderson | 1975 (Dec. 28, 1975 at Oak.)** |
| | 2 | Ken Anderson | 1981 (Jan. 10, 1982 vs. S.D.)*** |
| | 2 | Ken Anderson | 1981 (Jan. 24, 1982 against S.F.)# |
| | 2 | Ken Anderson | 1982 (Jan. 9, 1983 vs. NYJ)+ |
| | 2 | Boomer Esiason | 1990 (Jan. 6, 1991 vs. Hou.)* |

PASSES HAD INTERCEPTED

| | | | |
|--------|---|----------------|------------------------------|
| CAREER | 6 | Ken Anderson | 1973, '75, '81, '82 |
| | 6 | Andy Dalton | 2011, '12, '13, '14 |
| | 3 | Boomer Esiason | 1988, '90 |
| | 2 | Jon Kitna | 2005 |
| | 1 | (three times) | |
| GAME | 3 | Ken Anderson | 1982 (Jan. 9, 1983 vs. NYJ)+ |
| | 3 | Andy Dalton | 2011 (Jan. 7, 2012 at Hou.)* |
| | 2 | (four times) | |

PASSER RATING

| | | | |
|--------|------|----------------|---------------------|
| CAREER | 93.5 | Ken Anderson | 1973, '75, '81, '82 |
| | 71.1 | Boomer Esiason | 1988, '90 |
| | 68.3 | AJ McCarron | 2015 |
| | 66.5 | Carson Palmer | 2005, '09 |
| | 60.1 | Jon Kitna | 2005 |
| | 57.8 | Andy Dalton | 2011, '12, '13, '14 |

NOTE: Minimum 30 attempts.

| | | | |
|------|-------|----------------|--------------------------------------|
| GAME | 125.0 | Boomer Esiason | 1990 (Jan. 6, 1991 vs. Hou.)* |
| | 115.9 | Ken Anderson | 1981 (Jan. 10, 1982 vs. S.D.)*** |
| | 111.6 | Ken Anderson | 1981 (Jan. 3, 1982 vs. Buff.)** |
| | 110.3 | Ken Anderson | 1975 (Dec. 28, 1975 at Oak.)** |
| | 97.6 | Boomer Esiason | 1990 (Jan. 13, 1991 at L.A.-Raid.)** |

NOTE: Minimum 15 attempts.

LONGEST PASSES

| | | |
|----|-----------------------------------|------------------------------------|
| 66 | Carson Palmer to Chris Henry | 2005 (Jan. 8, 2006 vs. Pitt.)* |
| 53 | Ken Anderson to Cris Collinsworth | 1982 (Jan. 9, 1983 vs. NYJ)+ |
| 49 | Ken Anderson to Cris Collinsworth | 1981 (Jan. 24, 1982 against S.F.)# |
| 49 | Andy Dalton to Marvin Jones | 2013 (Jan. 5, 2014 vs. S.D.)* |
| 46 | Boomer Esiason to Rodney Holman | 1990 (Jan. 6, 1991 vs. Hou.)* |

RECEIVING

TOTAL RECEPTIONS

| | | | |
|--------|----|-------------------|---------------------|
| CAREER | 28 | Dan Ross | 1981, '82 |
| | 21 | Cris Collinsworth | 1981, '82, '88 |
| | 18 | A.J. Green | 2011, '12, '13, '15 |
| | 17 | Giovani Bernard | 2013, '14, '15 |
| | 15 | Marvin Jones | 2012, '13, '15 |

| | | | |
|------|----|-----------------|------------------------------------|
| GAME | 11 | Dan Ross | 1981 (Jan. 24, 1982 against S.F.)# |
| | 9 | Lenvil Elliott | 1973 (Dec. 23, 1973 at Mia.)** |
| | 8 | Marvin Jones | 2013 (Jan. 5, 2014 vs. S.D.)* |
| | 8 | Giovani Bernard | 2014 (Jan. 4, 2015 at Ind.)* |
| | 7 | (three times) | |

RECEIVING YARDS

| | | | |
|--------|-----|-------------------|---------------------|
| CAREER | 354 | Cris Collinsworth | 1981, '82, '88 |
| | 333 | Dan Ross | 1981, '82 |
| | 232 | A.J. Green | 2011, '12, '13, '15 |
| | 196 | Marvin Jones | 2012, '13, '15 |
| | 184 | (two times) | |

| | | | |
|------|-----|-------------------|------------------------------------|
| GAME | 130 | Marvin Jones | 2013 (Jan. 5, 2014 vs. S.D.)* |
| | 120 | Cris Collinsworth | 1982 (Jan. 9, 1983 vs. NYJ)+ |
| | 107 | Cris Collinsworth | 1981 (Jan. 24, 1982 against S.F.)# |
| | 104 | Dan Ross | 1981 (Jan. 24, 1982 against S.F.)# |
| | 89 | Dan Ross | 1982 (Jan. 9, 1983 vs. NYJ)+ |

AVERAGE YARDS PER RECEPTION

| | | | |
|--------|-------|---------------------------------------|---------------------|
| CAREER | 16.86 | Cris Collinsworth (354 yards/21 rec.) | 1981, '82, '88 |
| | 16.73 | Rodney Holman (184 yards/11 rec.) | 1982, '88, '90 |
| | 14.15 | Isaac Curtis (184 yards/13 rec.) | 1973, '75, '81, '82 |
| | 13.07 | Marvin Jones (196 yards/15 rec.) | 2012, '13, '15 |
| | 12.89 | A.J. Green (232 yards/18 rec.) | 2011, '12, '13, '15 |
| | 11.89 | Dan Ross (333 yards/28 rec.) | 1981, '82 |

NOTE: Minimum 8 receptions.

| | | | |
|------|-------|---------------------------|------------------------------------|
| GAME | 21.40 | Cris Collinsworth (107/5) | 1981 (Jan. 24, 1982 against S.F.)# |
| | 17.14 | Cris Collinsworth (120/7) | 1982 (Jan. 9, 1983 vs. NYJ)+ |
| | 16.50 | Chip Myers (66/4) | 1970 (Dec. 26, 1970 at Balt.)** |
| | 16.25 | Marvin Jones (130/8) | 2013 (Jan. 5, 2014 vs. S.D.)* |
| | 16.00 | A.J. Green (80/5) | 2012 (Jan. 5, 2013 at Hou.)* |

NOTE: Minimum 4 receptions.

RECEIVING TOUCHDOWNS

| | | | |
|--------|---|--------------|------------------------------------|
| CAREER | 3 | Dan Ross | 1981, '82 |
| | 2 | Isaac Curtis | 1973, '75, '81, '82 |
| | 1 | (many times) | |
| GAME | 2 | Dan Ross | 1981 (Jan. 24, 1982 against S.F.)# |
| | 1 | (many times) | |

LONGEST RECEPTIONS

| | | |
|----|-------------------------------------|------------------------------------|
| 66 | Chris Henry from Carson Palmer | 2005 (Jan. 8, 2006 vs. Pitt.)* |
| 53 | Cris Collinsworth from Ken Anderson | 1982 (Jan. 9, 1983 vs. NYJ)+ |
| 49 | Cris Collinsworth from Ken Anderson | 1981 (Jan. 24, 1982 against S.F.)# |
| 49 | Marvin Jones from Andy Dalton | 2013 (Jan. 5, 2014 vs. S.D.)* |
| 46 | Rodney Holman from Boomer Esiason | 1990 (Jan. 6, 1991 vs. Hou.)* |

KEY

- * AFC Wild Card Playoff
- ** AFC Divisional Playoff
- *** AFC Championship
- + AFC First-Round Playoff (Super Bowl Tournament)
- # Super Bowl XVI (at Pontiac, Mich.)
- ## Super Bowl XXIII (at Miami, Fla.)

NOTES: Years listed are seasons in which playoff berths were earned, not calendar years in which playoff games were played. Career records include only seasons in which players played in playoffs.

PUNTING

TOTAL PUNTS

| | | | |
|--------|----|--------------------|---------------------------------|
| CAREER | 26 | Kevin Huber | 2009, '11, '12, '14, '15 |
| | 25 | Lee Johnson | 1988, '90 |
| | 15 | Dave Lewis | 1970, '73 |
| | 12 | Pat McInally | 1981, '82 |
| | 6 | Dave Green | 1975 |
| GAME | 8 | Dave Lewis | 1970 (Dec. 26, 1970 at Balt.)** |
| | 8 | Kevin Huber | 2014 (Jan. 4, 2015 at Ind.)* |
| | 7 | Dave Lewis | 1973 (Dec. 23, 1973 at Mia.)** |
| | 6 | (four times) | |

PUNTING YARDS

| | | | |
|--------|------|--------------------|--------------------------------------|
| CAREER | 1205 | Kevin Huber | 2009, '11, '12, '14, '15 |
| | 1111 | Lee Johnson | 1988, '90 |
| | 567 | Dave Lewis | 1970, '73 |
| | 487 | Pat McInally | 1981, '82 |
| | 215 | Dave Green | 1975 |
| GAME | 380 | Kevin Huber | 2014 (Jan. 4, 2015 at Ind.)* |
| | 313 | Dave Lewis | 1970 (Dec. 26, 1970 at Balt.)** |
| | 276 | Lee Johnson | 1988 (Dec. 31, 1988 vs. Sea.)** |
| | 258 | Lee Johnson | 1990 (Jan. 13, 1991 at L.A.-Raid.)** |
| | 255 | Kevin Huber | 2015 (Jan. 9, 2016 vs. Pitt.)* |

AVERAGE YARDS PER PUNT

| | | | |
|--------|-------|---|--------------------------|
| CAREER | 46.35 | Kevin Huber (1175 yards/26 punts) | 2009, '11, '12, '14, '15 |
| | 44.44 | Lee Johnson (1111 yards/25 punts) | 1988, '90 |
| | 40.58 | Pat McInally (487 yards/12 punts) | 1981, '82 |
| | 37.80 | Dave Lewis (567 yards/15 punts) | 1970, '73 |
| | | | |

NOTE: Minimum 8 punts.

| | | | |
|------|-------|---------------------------|--------------------------------------|
| GAME | 51.60 | Lee Johnson (258/5) | 1990 (Jan. 13, 1991 at L.A.-Raid.)** |
| | 48.00 | Kevin Huber (192/4) | 2009 (Jan. 9, 2010 vs. NYJ)* |
| | 47.50 | Kevin Huber (380/8) | 2014 (Jan. 4, 2015 at Ind.)* |
| | 46.60 | Kevin Huber (233/5) | 2012 (Jan. 5, 2013 at Hou.)* |
| | 46.00 | Lee Johnson (276/6) | 1988 (Dec. 31, 1988 vs. Sea.)** |

NOTE: Minimum 4 punts.

NET YARDS PER PUNT

| | | | |
|--------|------|--------------------|--------------------------|
| CAREER | 41.9 | Kevin Huber | 2009, '11, '12, '14, '15 |
| | 38.6 | Lee Johnson | 1988, '90 |
| | 37.0 | Pat McInally | 1981, '82 |
| | 34.2 | Dave Lewis | 1970, '73 |
| | | | |

NOTE: Minimum 8 punts.

| | | | |
|------|------|-------------------|--------------------------------------|
| GAME | 43.8 | Kevin Huber | 2012 (Jan. 5, 2013 at Hou.)* |
| | 43.6 | Lee Johnson | 1990 (Jan. 13, 1991 at L.A.-Raid.)** |
| | 43.1 | Kevin Huber | 2014 (Jan. 4, 2015 at Ind.)* |
| | 41.2 | Kevin Huber | 2015 (Jan. 9, 2016 vs. Pitt.)* |
| | 41.0 | Lee Johnson | 1988 (Dec. 31, 1988 vs. Sea.)** |

NOTE: Minimum 4 punts.

INSIDE-20 PUNTS

| | | | |
|--------|----|--------------------|--------------------------|
| CAREER | 10 | Kevin Huber | 2009, '11, '12, '14, '15 |
| | 8 | Lee Johnson | 1988, '90 |
| | 2 | Pat McInally | 1981, '82 |
| | 2 | Zoltan Mesko | 2013 |
| | 1 | Dave Lewis | 1970, '73 |

| | | | |
|------|---|-------------------|-------------------------------------|
| GAME | 3 | Lee Johnson | 1988 (Jan. 8, 1989 vs. Buff.)*** |
| | 3 | Lee Johnson | 1988 (Jan. 22, 1989 against S.F.)## |
| | 3 | Kevin Huber | 2012 (Jan. 5, 2013 at Hou.)* |
| | 3 | Kevin Huber | 2014 (Jan. 4, 2015 at Ind.)* |
| | 3 | Kevin Huber | 2015 (Jan. 9, 2016 vs. Pitt.)* |

LONGEST PUNTS

| | | |
|----|--------------------|--------------------------------------|
| 64 | Lee Johnson | 1990 (Jan. 13, 1991 at L.A.-Raid.)** |
| 63 | Lee Johnson | 1988 (Jan. 22, 1989 against S.F.)## |
| 62 | Kevin Huber | 2014 (Jan. 4, 2015 at Ind.)* |
| 60 | Pat McInally | 1981 (Jan. 3, 1982 vs. Buff.)** |
| 58 | Lee Johnson | 1988 (Jan. 8, 1989 vs. Buff.)*** |
| 56 | (two times) | |

PUNT RETURNS

TOTAL PUNT RETURNS

| | | | |
|--------|----|----------------------|------------------------------------|
| CAREER | 10 | Brandon Tate | 2011, '12, '13, '14, '15 |
| | 6 | Ira Hillary | 1988 |
| | 5 | Mike Fuller | 1981, '82 |
| | 3 | (three times) | |
| GAME | 4 | Mike Fuller | 1981 (Jan. 24, 1982 against S.F.)# |
| | 3 | Ira Hillary | 1988 (Dec. 31, 1988 vs. Sea.)** |
| | 3 | Mitchell Price | 1990 (Jan. 6, 1991 vs. Hou.)* |
| | 3 | Brandon Tate | 2011 (Jan. 7, 2012 at Hou.)* |
| | 3 | Brandon Tate | 2013 (Jan. 5, 2014 vs. S.D.)* |

PUNT RETURN YARDS

| | | | |
|--------|----|----------------------|------------------------------------|
| CAREER | 67 | Brandon Tate | 2011, '12, '13, '14, '15 |
| | 62 | Mike Fuller | 1981, '82 |
| | 43 | Ira Hillary | 1988 |
| | 42 | Mitchell Price | 1990 |
| | 25 | Adam Jones | 2012, '14, '15 |
| GAME | 42 | Mitchell Price | 1990 (Jan. 6, 1991 vs. Hou.)* |
| | 35 | Mike Fuller | 1981 (Jan. 24, 1982 against S.F.)# |
| | 27 | Mike Fuller | 1981 (Jan. 3, 1982 vs. Buff.)** |
| | 24 | Ira Hillary | 1988 (Jan. 8, 1989 vs. Buff.)*** |
| | 24 | Adam Jones | 2015 (Jan. 9, 2016 vs. Pitt.)* |

AVERAGE YARDS PER PUNT RETURN

| | | | |
|--------|-------|---------------------------------------|--------------------------|
| CAREER | 12.40 | Mike Fuller (62 yards/5 ret.) | 1981, '82 |
| | 7.17 | Ira Hillary (43 yards/6 ret.) | 1988 |
| | 6.70 | Brandon Tate (67 yards/10 ret.) | 2011, '12, '13, '14, '15 |

NOTE: Minimum 4 returns.

| | | | |
|------|-------|-----------------------------|------------------------------------|
| GAME | 14.00 | Mitchell Price (42/3) | 1990 (Jan. 6, 1991 vs. Hou.)* |
| | 12.00 | Ira Hillary (24/2) | 1988 (Jan. 8, 1989 vs. Buff.)*** |
| | 8.75 | Mike Fuller (35/4) | 1981 (Jan. 24, 1982 against S.F.)# |
| | 7.50 | Keiwan Ratliff (15/2) | 2005 (Jan. 8, 2006 vs. Pitt.)* |
| | 6.67 | Brandon Tate (20/3) | 2011 (Jan. 7, 2012 at Hou.)* |

NOTE: Minimum 2 returns.

LONGEST PUNT RETURNS

| | | |
|----|----------------------|---------------------------------|
| 34 | Mitchell Price | 1990 (Jan. 6, 1991 vs. Hou.)* |
| 27 | Mike Fuller | 1981 (Jan. 3, 1982 vs. Buff.)** |
| 24 | Adam Jones | 2015 (Jan. 9, 2016 vs. Pitt.)* |
| 23 | Rico Murray | 2009 (Jan. 9, 2010 vs. NYJ)* |
| 19 | Brandon Tate | 2014 (Jan. 4, 2015 at Ind.)* |

KEY

- * AFC Wild Card Playoff
- ** AFC Divisional Playoff
- *** AFC Championship
- + AFC First-Round Playoff (Super Bowl Tournament)
- # Super Bowl XVI (at Pontiac, Mich.)
- ## Super Bowl XXIII (at Miami, Fla.)

NOTES: Years listed are seasons in which playoff berths were earned, not calendar years in which playoff games were played. Career records include only seasons in which players played in playoffs.

KICKOFF RETURNS

TOTAL KICKOFF RETURNS

| | | | |
|--------|----|-------------------------|--------------------------|
| CAREER | 17 | David Verser | 1981, '82 |
| | 9 | Adam Jones | 2011, '12, '13, '14, '15 |
| | 8 | Stanford Jennings | 1988, '90 |
| | 7 | Brandon Tate | 2011, '12, '13, '14 |
| | 5 | Tab Perry | 2005 |

| | | | |
|------|---|--------------------|------------------------------------|
| GAME | 7 | David Verser | 1982 (Jan. 9, 1983 vs. NYJ)+ |
| | 5 | David Verser | 1981 (Jan. 24, 1982 against S.F.)# |
| | 5 | Tab Perry | 2005 (Jan. 8, 2006 vs. Pitt.)* |
| | 5 | Brandon Tate | 2013 (Jan. 5, 2014 vs. S.D.)* |
| | 4 | (two times) | |

KICKOFF RETURN YARDS

| | | | |
|--------|-----|-------------------------|--------------------------|
| CAREER | 302 | David Verser | 1981, '82 |
| | 240 | Stanford Jennings | 1988, '90 |
| | 233 | Adam Jones | 2011, '12, '13, '14, '15 |
| | 193 | Brandon Tate | 2011, '12, '13, '14, '15 |
| | 119 | Tab Perry | 2005 |

| | | | |
|------|-----|-------------------------|-------------------------------------|
| GAME | 128 | Brandon Tate | 2013 (Jan. 5, 2014 vs. S.D.)* |
| | 119 | Tab Perry | 2005 (Jan. 8, 2006 vs. Pitt.)* |
| | 117 | Stanford Jennings | 1988 (Jan. 22, 1989 against S.F.)## |
| | 116 | David Verser | 1982 (Jan. 9, 1983 vs. NYJ)+ |
| | 103 | Adam Jones | 2012 (Jan. 5, 2013 at Hou.)* |

AVERAGE YARDS PER KICKOFF RETURN

| | | | |
|--------|-------|--|--------------------------|
| CAREER | 30.00 | Stanford Jennings (240 yards/8 ret.) | 1988, '90 |
| | 27.57 | Brandon Tate (193 yards/7 ret.) | 2011, '12, '13, '14, '15 |
| | 25.89 | Adam Jones (233 yards/9 ret.) | 2011, '12, '13, '14, '15 |
| | 23.80 | Tab Perry (119 yards/5 ret.) | 2005 |
| | 17.76 | David Verser (302 yards/17 ret.) | 1981, '82 |

NOTE: Minimum 4 returns.

| | | | |
|------|-------|--------------------------------|-------------------------------------|
| GAME | 58.50 | Stanford Jennings (117/2) | 1988 (Jan. 22, 1989 against S.F.)## |
| | 37.00 | Bernard Scott (74/2) | 2009 (Jan. 9, 2010 vs. NYJ)* |
| | 26.67 | Adam Jones (80/3) | 2014 (Jan. 4, 2015 at Ind.)* |
| | 25.75 | Adam Jones (103/4) | 2012 (Jan. 5, 2013 at Hou.)* |
| | 25.60 | Brandon Tate (128/5) | 2013 (Jan. 5, 2014 vs. S.D.)* |

NOTE: Minimum 2 returns.

LONGEST KICKOFF RETURNS

| | | |
|-------|-------------------------|-------------------------------------|
| 93-td | Stanford Jennings | 1988 (Jan. 22, 1989 against S.F.)## |
| 56 | Bernard Scott | 2009 (Jan. 9, 2010 vs. NYJ)* |
| 43 | Brandon Tate | 2012 (Jan. 5, 2013 at Hou.)* |
| 40 | David Verser | 1981 (Jan. 3, 1982 vs. Buff.)* |
| 40 | David Verser | 1981 (Jan. 10, 1982 vs. S.D.)*** |

INTERCEPTIONS

TOTAL INTERCEPTIONS

| | | | |
|--------|---|---------------------|--------------------------|
| CAREER | 3 | David Fulcher | 1988, '90 |
| | 3 | Ken Riley | 1970, '73, '75, '81, '82 |
| | 2 | Eric Thomas | 1988, '90 |
| | 1 | (nine times) | |

| | | |
|------|---|--------------|
| GAME | 1 | (many times) |
|------|---|--------------|

INTERCEPTION RETURN YARDS

| | | | |
|--------|----|---------------------|--------------------------|
| CAREER | 54 | David Fulcher | 1988, '90 |
| | 45 | Neal Craig | 1973 |
| | 34 | Ken Riley | 1970, '73, '75, '81, '82 |
| | 26 | Eric Thomas | 1988, '90 |
| | 24 | Bobby Kemp | 1981, '82 |

| | | | |
|------|----|---------------------|----------------------------------|
| GAME | 45 | Neal Craig | 1973 (Dec. 23, 1973 at Mia.)** |
| | 43 | David Fulcher | 1990 (Jan. 6, 1991 vs. Hou.)* |
| | 34 | Ken Riley | 1975 (Dec. 28, 1975 at Oak.)** |
| | 26 | Eric Thomas | 1988 (Jan. 8, 1989 vs. Buff.)* |
| | 24 | Bobby Kemp | 1981 (Jan. 10, 1982 vs. S.D.)*** |

LONGEST INTERCEPTION RETURNS

| | | |
|-------|---------------------|----------------------------------|
| 45-td | Neal Craig | 1973 (Dec. 23, 1973 at Mia.)** |
| 43 | David Fulcher | 1990 (Jan. 6, 1991 vs. Hou.)* |
| 34 | Ken Riley | 1975 (Dec. 28, 1975 at Oak.)** |
| 26 | Eric Thomas | 1988 (Jan. 8, 1989 vs. Buff.)* |
| 24 | Bobby Kemp | 1981 (Jan. 10, 1982 vs. S.D.)*** |

SACKS

TOTAL SACKS

| | | | |
|--------|-----|-----------------------|--------------------------|
| CAREER | 4.0 | Jason Buck | 1988, '90 |
| | 3.0 | David Grant | 1988, '90 |
| | 3.0 | Reggie Williams | 1981, '82, '88 |
| | 2.5 | Geno Atkins | 2011, '12, '14, '15 |
| | 2.0 | Reggie Nelson | 2011, '12, '13, '14, '15 |

| | | |
|------|---|--------------|
| GAME | 1 | (many times) |
|------|---|--------------|

BENGALS POSTSEASON TEAM RECORDS

SCORING

POINTS SCORED

| | | | |
|---------|----|--------------------------------|-------------|
| GAME | 41 | 1990 (Jan. 6, 1991 vs. Hou.)* | |
| HALF | 21 | 1975 (Dec. 28, 1975 at Oak.)** | 2nd half |
| QUARTER | 16 | 2015 (Jan. 9, 2016 vs. Pitt.)* | 4th quarter |

TOUCHDOWNS

| | | | |
|------|---|------------------------------------|----------|
| GAME | 5 | 1990 (Jan. 6, 1991 vs. Hou.)* | |
| HALF | 3 | 1975 (Dec. 28, 1975 at Oak.)** | 2nd half |
| | 3 | 1981 (Jan. 24, 1982 against S.F.)# | 2nd half |
| | 3 | 1988 (Dec. 31, 1988 vs. Sea.)* | 1st half |
| | 3 | 1990 (Jan. 6, 1991 vs. Hou.)* | 2nd half |

RUSHING TOUCHDOWNS

| | | | |
|------|---|--------------------------------|----------|
| GAME | 3 | 1981 (Jan. 3, 1982 vs. Buff.)* | |
| | 3 | 1988 (Dec. 31, 1988 vs. Sea.)* | |
| | 3 | 1990 (Jan. 6, 1991 vs. Hou.)* | |
| HALF | 3 | 1988 (Dec. 31, 1988 vs. Sea.)* | 1st half |

PASSING TOUCHDOWNS

| | | | |
|------|---|------------------------------------|--|
| GAME | 2 | 1975 (Dec. 28, 1975 at Oak.)** | |
| | 2 | 1981 (Jan. 10, 1982 vs. S.D.)*** | |
| | 2 | 1981 (Jan. 24, 1982 against S.F.)# | |
| | 2 | 1982 (Jan. 9, 1983 vs. NYJ)+ | |
| | 2 | 1990 (Jan. 6, 1991 vs. Hou.)* | |

| | | | |
|------|---|------------------------------------|----------|
| HALF | 2 | 1975 (Dec. 28, 1975 at Oak.)** | 2nd half |
| | 2 | 1981 (Jan. 24, 1982 against S.F.)# | 2nd half |
| | 2 | 1982 (Jan. 9, 1983 vs. NYJ)+ | 1st half |

FIELD GOALS

| | | | |
|------|---|-------------------------------------|----------|
| GAME | 3 | 1973 (Dec. 23, 1973 at Mia.)* | |
| | 3 | 1988 (Jan. 22, 1989 against S.F.)## | |
| HALF | 3 | 1973 (Dec. 23, 1973 at Mia.)* | 1st half |

OFFENSE

FIRST DOWNS

| | | | |
|------|----|------------------------------------|----------|
| GAME | 27 | 2013 (Jan. 5, 2014 vs. S.D.)* | |
| HALF | 17 | 1981 (Jan. 24, 1982 against S.F.)# | 2nd half |
| | 17 | 2015 (Jan. 9, 2016 vs. Pitt.)* | 2nd half |

TOTAL NET YARDS

| | | | |
|------|-----|------------------------------------|----------|
| GAME | 439 | 2013 (Jan. 5, 2014 vs. S.D.)* | |
| HALF | 257 | 1981 (Jan. 24, 1982 against S.F.)# | 2nd half |

NET YARDS RUSHING

| | | | |
|------|-----|--------------------------------|----------|
| GAME | 254 | 1988 (Dec. 31, 1988 vs. Sea.)* | |
| HALF | 165 | 1988 (Dec. 31, 1988 vs. Sea.)* | 1st half |

RUSHING ATTEMPTS

| | | | |
|------|----|--------------------------------|----------|
| GAME | 50 | 1988 (Jan. 8, 1989 vs. Buff.)* | |
| HALF | 29 | 1988 (Jan. 8, 1989 vs. Buff.)* | 2nd half |

NET YARDS PASSING

| | | | |
|------|-----|------------------------------|----------|
| GAME | 333 | 1982 (Jan. 9, 1983 vs. NYJ)+ | |
| HALF | 197 | 1982 (Jan. 9, 1983 vs. NYJ)+ | 1st half |

PASSING ATTEMPTS

| | | | |
|------|----|-------------------------------|----------|
| GAME | 51 | 2013 (Jan. 5, 2014 vs. S.D.)* | |
| HALF | 34 | 2013 (Jan. 5, 2014 vs. S.D.)* | 2nd half |

COMPLETIONS

| | | | |
|------|----|------------------------------------|----------|
| GAME | 29 | 2013 (Jan. 5, 2014 vs. S.D.)* | |
| HALF | 17 | 1981 (Jan. 24, 1982 against S.F.)# | 2nd half |
| | 17 | 2013 (Jan. 5, 2014 vs. S.D.)* | 2nd half |

PASSES HAD INTERCEPTED

| | | | |
|------|---|--------------------------------|----------|
| GAME | 3 | 1982 (Jan. 9, 1983 vs. NYJ)+ | |
| | 3 | 2011 (Jan. 7, 2012 at Hou.)* | |
| HALF | 2 | 1982 (Jan. 9, 1983 vs. NYJ)+ | 2nd half |
| | 2 | 1988 (Jan. 8, 1989 vs. Buff.)* | 1st half |
| | 2 | 2005 (Jan. 8, 2006 vs. Pitt.)* | 2nd half |
| | 2 | 2011 (Jan. 7, 2012 at Hou.)* | 2nd half |
| | 2 | 2013 (Jan. 5, 2014 vs. S.D.)* | 2nd half |

SACKS ALLOWED

| | | | |
|------|---|-------------------------------------|----------|
| GAME | 5 | 1975 (Dec. 28, 1975 at Oak.)* | |
| | 5 | 1981 (Jan. 24, 1982 against S.F.)# | |
| | 5 | 1988 (Jan. 22, 1989 against S.F.)## | |
| HALF | 4 | 1982 (Jan. 9, 1983 vs. NYJ)+ | 1st half |
| | 4 | 1988 (Jan. 22, 1989 against S.F.)## | 2nd half |

DEFENSE

FEWEST POINTS ALLOWED

| | | | |
|------|---|--------------------------------|----------|
| GAME | 7 | 1981 (Jan. 10, 1982 vs. S.D.)* | |
| HALF | 0 | 1981 (Jan. 10, 1982 vs. S.D.)* | 2nd half |
| | 0 | 1988 (Dec. 31, 1988 vs. Sea.)* | 1st half |
| | 0 | 1988 (Jan. 8, 1989 vs. Buff.)* | 2nd half |
| | 0 | 1990 (Jan. 6, 1991 vs. Hou.)* | 1st half |

FEWEST FIRST DOWNS ALLOWED

| | | | |
|------|----|--------------------------------|----------|
| GAME | 10 | 1988 (Jan. 8, 1989 vs. Buff.)* | |
| HALF | 1 | 1990 (Jan. 6, 1991 vs. Hou.)* | 1st half |

FEWEST TOTAL NET YARDS ALLOWED

| | | | |
|------|-----|--------------------------------|----------|
| GAME | 181 | 1988 (Jan. 8, 1989 vs. Buff.)* | |
| HALF | 36 | 1990 (Jan. 6, 1991 vs. Hou.)* | 1st half |

FEWEST NET YARDS RUSHING ALLOWED

| | | | |
|------|----|--------------------------------|----------|
| GAME | 22 | 1988 (Dec. 31, 1988 vs. Sea.)* | |
| HALF | 0 | 1988 (Dec. 31, 1988 vs. Sea.)* | 1st half |

FEWEST NET YARDS PASSING ALLOWED

| | | | |
|------|-----|------------------------------------|----------|
| GAME | 122 | 2013 (Jan. 5, 2014 vs. S.D.)* | |
| HALF | 16 | 1981 (Jan. 24, 1982 against S.F.)# | 2nd half |

INTERCEPTIONS

| | | | |
|------|---|--------------------------------|----------|
| GAME | 3 | 1988 (Jan. 8, 1989 vs. Buff.)* | |
| HALF | 2 | 1981 (Jan. 3, 1982 vs. Buff.)* | 1st half |
| | 2 | 1981 (Jan. 10, 1982 vs. S.D.)* | 1st half |
| | 2 | 1988 (Jan. 8, 1989 vs. Buff.)* | 1st half |

SACKS

| | | | |
|------|---|-------------------------------------|----------|
| GAME | 4 | 1988 (Jan. 22, 1989 against S.F.)## | |
| | 4 | 2015 (Jan. 9, 2016 vs. Pitt.)* | |
| HALF | 3 | 1988 (Dec. 31, 1988 vs. Sea.)* | 2nd half |

MISCELLANEOUS

MOST PENALTIES INCURRED

| | | | |
|------|---|-------------------------------------|----------|
| GAME | 8 | 1981 (Jan. 24, 1982 against S.F.)# | |
| | 8 | 2015 (Jan. 9, 2016 vs. Pitt.)* | |
| HALF | 6 | 1988 (Jan. 22, 1989 against S.F.)## | 2nd half |
| | 6 | 2015 (Jan. 9, 2016 vs. Pitt.)* | 1st half |

MOST PENALTY YARDS INCURRED

| | | | |
|------|----|-------------------------------------|----------|
| GAME | 90 | 2005 (Jan. 8, 2006 vs. Pitt.)* | |
| HALF | 50 | 1988 (Jan. 22, 1989 against S.F.)## | 2nd half |
| | 50 | 2005 (Jan. 8, 2006 vs. Pitt.)* | 2nd half |

MOST TIME OF POSSESSION

| | | | |
|------|-------|-------------------------------|----------|
| GAME | 39:45 | 1990 (Jan. 6, 1991 vs. Hou.)* | |
| HALF | 25:04 | 1990 (Jan. 6, 1991 vs. Hou.)* | 1st half |

NOTE: Time of possession was not recorded until 1977, and thus is not available for the Bengals' 1970, '73 and '75 playoff games.

KEY

- * AFC Wild Card Playoff
- ** AFC Divisional Playoff
- *** AFC Championship
- + AFC First-Round Playoff (Super Bowl Tournament)
- # Super Bowl XVI (at Pontiac, Mich.)
- ## Super Bowl XXIII (at Miami, Fla.)

NOTES: Years listed are seasons in which playoff berths were earned, not calendar years in which playoff games were played. Career records include only seasons in which players played in playoffs.

OPPONENTS POSTSEASON INDIVIDUAL RECORDS

KEY

- * AFC Wild Card Playoff
- ** AFC Divisional Playoff
- *** AFC Championship
- + AFC First-Round Playoff (Super Bowl Tournament)
- # Super Bowl XVI (at Pontiac, Mich.)
- ## Super Bowl XXIII (at Miami, Fla.)

NOTES: Years listed are seasons in which playoff berths were earned, not calendar years in which playoff games were played. Career records include only seasons in which players played in playoffs.

SCORING

TOTAL POINTS

| GAME | | | |
|------|----------------|------------------------------------|--|
| 14 | Ray Wersching | 1981 (Jan. 24, 1982 against S.F.)# | |
| 14 | Pat Leahy | 1982 (Jan. 9, 1983 vs. NYJ)+ | |
| 14 | Adam Vinatieri | 2014 (Jan. 4, 2015 at Ind.)* | |
| 13 | Shayne Graham | 2012 (Jan. 5, 2013 at Hou.)* | |
| 12 | (four times) | | |

TOUCHDOWNS

| GAME | | | |
|------|---------------|---------------------------------|--|
| 2 | Joe Cribbs | 1981 (Jan. 3, 1982 vs. Buff.)** | |
| 2 | Ernest Givens | 1990 (Jan. 6, 1991 vs. Hou.)* | |
| 2 | Arian Foster | 2011 (Jan. 7, 2012 at Hou.)* | |
| 1 | (many times) | | |

POINTS AFTER TOUCHDOWNS

| GAME | | | |
|------|--------------|------------------------------|--|
| 5 | Pat Leahy | 1982 (Jan. 9, 1983 vs. NYJ)+ | |
| 4 | (five times) | | |

FIELD GOALS

| GAME | | | |
|------|----------------|------------------------------------|--|
| 4 | Ray Wersching | 1981 (Jan. 24, 1982 against S.F.)# | |
| 4 | Shayne Graham | 2012 (Jan. 5, 2013 at Hou.)* | |
| 4 | Adam Vinatieri | 2014 (Jan. 4, 2015 at Ind.)* | |
| 4 | Chris Boswell | 2015 (Jan. 9, 2016 vs. Pitt.)* | |
| 3 | Pat Leahy | 1982 (Jan. 9, 1983 vs. NYJ)+ | |

LONGEST FIELD GOALS

| | | |
|----|----------------|--------------------------------------|
| 53 | Adam Vinatieri | 2014 (Jan. 4, 2015 at Ind.)* |
| 50 | Garopremian | 1973 (Dec. 23, 1973 at Mia.)** |
| 49 | Jeff Jaeger | 1990 (Jan. 13, 1991 at L.A.-Raid.)** |
| 48 | Shayne Graham | 2012 (Jan. 5, 2013 at Hou.)* |
| 47 | Pat Leahy | 1982 (Jan. 9, 1983 vs. NYJ)+ |

RUSHING

TOTAL RUSHING ATTEMPTS

| GAME | | | |
|------|---------------|----------------------------------|--|
| 32 | Arian Foster | 2012 (Jan. 5, 2013 at Hou.)* | |
| 25 | Norm Bulaich | 1970 (Dec. 26, 1970 at Balt.)* | |
| 24 | Arian Foster | 2011 (Jan. 7, 2012 at Hou.)* | |
| 23 | Chuck Muncie | 1981 (Jan. 10, 1982 vs. S.D.)*** | |
| 21 | (three times) | | |

RUSHING YARDS

| GAME | | | |
|------|----------------|--------------------------------------|--|
| 202 | Freeman McNeil | 1982 (Jan. 9, 1983 vs. NYJ)+ | |
| 153 | Arian Foster | 2011 (Jan. 7, 2012 at Hou.)* | |
| 140 | Marcus Allen | 1990 (Jan. 13, 1991 at L.A.-Raid.)** | |
| 140 | Arian Foster | 2012 (Jan. 5, 2013 at Hou.)* | |
| 135 | Shonn Greene | 2009 (Jan. 9, 2010 vs. NYJ)* | |

AVERAGE YARDS PER RUSHING ATTEMPT

| GAME | | | |
|------|-------------------------|--------------------------------------|--|
| 9.62 | Freeman McNeil (202/21) | 1982 (Jan. 9, 1983 vs. NYJ)+ | |
| 6.67 | Marcus Allen (140/21) | 1990 (Jan. 13, 1991 at L.A.-Raid.)** | |
| 6.43 | Shonn Greene (135/21) | 2009 (Jan. 9, 2010 vs. NYJ)* | |
| 6.38 | Arian Foster (153/24) | 2011 (Jan. 7, 2012 at Hou.)* | |
| 6.00 | Joe Cribbs (90/15) | 1981 (Jan. 3, 1982 vs. Buff.)** | |

NOTE: Minimum 15 attempts.

RUSHING TOUCHDOWNS

| GAME | | | |
|------|--------------|---------------------------------|--|
| 2 | Joe Cribbs | 1981 (Jan. 3, 1982 vs. Buff.)** | |
| 2 | Arian Foster | 2011 (Jan. 7, 2012 at Hou.)* | |
| 1 | (many times) | | |

LONGEST RUSHES

| | | |
|-------|-----------------|---------------------------------|
| 58-td | Ronnie Brown | 2013 (Jan. 5, 2014 vs. S.D.)* |
| 44-td | Joe Cribbs | 1981 (Jan. 3, 1982 vs. Buff.)** |
| 44 | Martavis Bryant | 2015 (Jan. 9, 2016 vs. Pitt.)* |
| 42-td | Arian Foster | 2011 (Jan. 7, 2012 at Hou.)* |
| 39-td | Shonn Greene | 2009 (Jan. 9, 2010 vs. NYJ)* |

PASSING

TOTAL PASSING ATTEMPTS

| GAME | | | |
|------|--------------|-------------------------------------|--|
| 50 | Dave Krieg | 1988 (Dec. 31, 1988 vs. Sea.)** | |
| 44 | Andrew Luck | 2014 (Jan. 4, 2015 at Ind.)* | |
| 38 | Matt Schaub | 2012 (Jan. 5, 2013 at Hou.)* | |
| 36 | Joe Montana | 1988 (Jan. 22, 1989 against S.F.)## | |
| 33 | Cody Carlson | 1990 (Jan. 6, 1991 vs. Hou.)* | |

COMPLETIONS

| GAME | | | |
|------|--------------|-------------------------------------|--|
| 31 | Andrew Luck | 2014 (Jan. 4, 2015 at Ind.)* | |
| 29 | Matt Schaub | 2012 (Jan. 5, 2013 at Hou.)* | |
| 24 | Dave Krieg | 1988 (Dec. 31, 1988 vs. Sea.)** | |
| 23 | Joe Montana | 1988 (Jan. 22, 1989 against S.F.)## | |
| 20 | Richard Todd | 1982 (Jan. 9, 1983 vs. NYJ)+ | |

COMPLETION PERCENTAGE

| GAME | | | |
|-------|----------------------------|--------------------------------|--|
| 80.00 | Mark Sanchez (12/15) | 2009 (Jan. 9, 2010 vs. NYJ)* | |
| 76.32 | Matt Schaub (29/38) | 2012 (Jan. 5, 2013 at Hou.)* | |
| 75.00 | Philip Rivers (12/16) | 2013 (Jan. 5, 2014 vs. S.D.)* | |
| 73.91 | Ken Stabler (17/23) | 1975 (Dec. 28, 1975 at Oak.)** | |
| 73.68 | Ben Roethlisberger (14/19) | 2005 (Jan. 8, 2006 vs. Pitt.)* | |

NOTE: Minimum 15 attempts.

PASSING YARDS

| GAME | | | |
|------|--------------|-------------------------------------|--|
| 376 | Andrew Luck | 2014 (Jan. 4, 2015 at Ind.)* | |
| 357 | Joe Montana | 1988 (Jan. 22, 1989 against S.F.)## | |
| 297 | Dave Krieg | 1988 (Dec. 31, 1988 vs. Sea.)** | |
| 269 | Richard Todd | 1982 (Jan. 9, 1983 vs. NYJ)+ | |
| 262 | Matt Schaub | 2012 (Jan. 5, 2013 at Hou.)* | |

AVERAGE YARDS PER PASSING ATTEMPT

| GAME | | | |
|-------|-----------------------------|-------------------------------------|--|
| 12.13 | Mark Sanchez (182/15) | 2009 (Jan. 9, 2010 vs. NYJ)* | |
| 10.95 | Ben Roethlisberger (208/19) | 2005 (Jan. 8, 2006 vs. Pitt.)* | |
| 9.92 | Joe Montana (357/36) | 1988 (Jan. 22, 1989 against S.F.)## | |
| 9.61 | Richard Todd (269/28) | 1982 (Jan. 9, 1983 vs. NYJ)+ | |
| 8.83 | Bob Griese (159/18) | 1973 (Dec. 23, 1973 at Mia.)** | |

NOTE: Minimum 15 attempts.

TOUCHDOWN PASSES

| GAME | | | |
|------|--------------------|--------------------------------|--|
| 3 | Ken Stabler | 1975 (Dec. 28, 1975 at Oak.)** | |
| 3 | Ben Roethlisberger | 2005 (Jan. 8, 2006 vs. Pitt.)* | |
| 2 | (five times) | | |

PASSES HAD INTERCEPTED

| GAME | | | |
|------|---------------|----------------------------------|--|
| 3 | Jim Kelly | 1988 (Jan. 8, 1989 vs. Buff.)*** | |
| 2 | Joe Ferguson | 1981 (Jan. 3, 1982 vs. Buff.)** | |
| 2 | Dan Fouts | 1981 (Jan. 10, 1982 vs. S.D.)*** | |
| 2 | Dave Krieg | 1988 (Dec. 31, 1988 vs. Sea.)** | |
| 1 | (seven times) | | |

PASSER RATING

| GAME | | | |
|-------|--------------------|-------------------------------------|--|
| 148.7 | Ben Roethlisberger | 2005 (Jan. 8, 2006 vs. Pitt.)* | |
| 139.4 | Mark Sanchez | 2009 (Jan. 9, 2010 vs. NYJ)* | |
| 121.2 | Ken Stabler | 1975 (Dec. 28, 1975 at Oak.)** | |
| 118.8 | Philip Rivers | 2013 (Jan. 5, 2014 vs. S.D.)* | |
| 115.2 | Joe Montana | 1988 (Jan. 22, 1989 against S.F.)## | |

NOTE: Minimum 15 attempts.

LONGEST PASSES

| | | |
|-------|--------------------------------------|---------------------------------|
| 60 | Ben Roethlisberger to Antonio Brown | 2015 (Jan. 9, 2016 vs. Pitt.)* |
| 54 | Joe Ferguson to Jerry Butler | 1981 (Jan. 3, 1982 vs. Buff.)** |
| 54 | Ben Roethlisberger to Cedrick Wilson | 2005 (Jan. 8, 2006 vs. Pitt.)* |
| 53-td | Johnny Unitas to Ed Hinton | 1970 (Dec. 26, 1970 at Balt.)* |
| 49 | Richard Todd to Wesley Walker | 1982 (Jan. 9, 1983 vs. NYJ)+ |

KEY

- * AFC Wild Card Playoff
- ** AFC Divisional Playoff
- *** AFC Championship
- + AFC First-Round Playoff (Super Bowl Tournament)
- # Super Bowl XVI (at Pontiac, Mich.)
- ## Super Bowl XXIII (at Miami, Fla.)

NOTES: Years listed are seasons in which playoff berths were earned, not calendar years in which playoff games were played. Career records include only seasons in which players played in playoffs.

RECEIVING**TOTAL RECEPTIONS**

| | | | |
|------|----|------------------------|-------------------------------------|
| GAME | 11 | John L. Williams | 1988 (Dec. 31, 1988 vs. Sea.)** |
| | 11 | Jerry Rice | 1988 (Jan. 22, 1989 against S.F.)## |
| | 10 | Daniel Herron | 2014 (Jan. 4, 2015 at Ind.)* |
| | 9 | Owen Daniels | 2012 (Jan. 5, 2013 at Hou.)* |
| | 8 | (three times) | |

RECEIVING YARDS

| | | | |
|------|-----|------------------------|-------------------------------------|
| GAME | 215 | Jerry Rice | 1988 (Jan. 22, 1989 against S.F.)## |
| | 145 | Wesley Walker | 1982 (Jan. 9, 1983 vs. NYJ)+ |
| | 137 | John L. Williams | 1988 (Dec. 31, 1988 vs. Sea.)** |
| | 119 | Antonio Brown | 2015 (Jan. 9, 2016 vs. Pitt.)* |
| | 104 | Cedrick Wilson | 2005 (Jan. 8, 2006 vs. Pitt.)* |

AVERAGE YARDS PER RECEPTION

| | | | |
|------|-------|-----------------------------|-------------------------------------|
| GAME | 24.50 | Jerry Butler (98/4) | 1981 (Jan. 3, 1982 vs. Buff.)* |
| | 23.75 | Paul Warfield (95/4) | 1973 (Dec. 23, 1973 at Mia.)** |
| | 19.55 | Jerry Rice (215/11) | 1988 (Jan. 22, 1989 against S.F.)## |
| | 19.25 | Ethan Horton (77/4) | 1990 (Jan. 13, 1991 at L.A.-Raid.)* |
| | 18.13 | Wesley Walker (145/8) | 1982 (Jan. 9, 1983 vs. NYJ)+ |

NOTE: Minimum 4 receptions.

RECEIVING TOUCHDOWNS

| | | | |
|------|---|---------------------|-------------------------------|
| GAME | 2 | Ernest Givens | 1990 (Jan. 6, 1991 vs. Hou.)* |
| | 1 | (many times) | |

LONGEST RECEPTIONS

| | | |
|-------|--|--------------------------------|
| 60 | Antonio Brown from Ben Roethlisberger | 2015 (Jan. 9, 2016 vs. Pitt.)* |
| 54 | Jerry Butler from Joe Ferguson | 1981 (Jan. 3, 1982 vs. Buff.)* |
| 54 | Cedrick Wilson from Ben Roethlisberger | 2005 (Jan. 8, 2006 vs. Pitt.)* |
| 53-td | Ed Hinton from Johnny Unitas | 1970 (Dec. 26, 1970 at Balt.)* |
| 49 | Wesley Walker from Richard Todd | 1982 (Jan. 9, 1983 vs. NYJ)+ |

PUNTING**TOTAL PUNTS**

| | | | |
|------|---|--------------------|--------------------------------|
| GAME | 7 | Jay Feely | 2009 (Jan. 9, 2010 vs. NYJ)* |
| | 7 | Jordan Berry | 2015 (Jan. 9, 2016 vs. Pitt.)* |
| | 6 | (five times) | |

PUNTING YARDS

| | | | |
|------|-----|-----------------------|--------------------------------|
| GAME | 293 | Jordan Berry | 2015 (Jan. 9, 2016 vs. Pitt.)* |
| | 271 | John Kidd | 1988 (Jan. 8, 1989 vs. Buff.)* |
| | 265 | Ruben Rodriguez | 1988 (Dec. 31, 1988 vs. Sea.)* |
| | 259 | Mike Scifres | 2013 (Jan. 5, 2014 vs. S.D.)* |
| | 256 | Greg Montgomery | 1990 (Jan. 6, 1991 vs. Hou.)* |

AVERAGE YARDS PER PUNT

| | | | |
|------|-------|-------------------------------|------------------------------------|
| GAME | 51.50 | Pat McAfee (206/4) | 2014 (Jan. 4, 2015 at Ind.)* |
| | 50.20 | Matt Turk (251/5) | 2011 (Jan. 7, 2012 at Hou.)* |
| | 46.25 | Jim Miller (185/4) | 1981 (Jan. 24, 1982 against S.F.)# |
| | 45.17 | John Kidd (271/6) | 1988 (Jan. 8, 1989 vs. Buff.)* |
| | 44.17 | Ruben Rodriguez (265/6) | 1988 (Dec. 31, 1988 vs. Sea.)* |

NOTE: Minimum 4 punts.

NET YARDS PER PUNT

| | | | |
|------|-------|-----------------------|------------------------------------|
| GAME | 42.20 | Matt Turk | 2011 (Jan. 7, 2012 at Hou.)* |
| | 42.17 | Mike Scifres | 2013 (Jan. 5, 2014 vs. S.D.)* |
| | 41.17 | John Kidd | 1988 (Jan. 8, 1989 vs. Buff.)* |
| | 41.00 | Ruben Rodriguez | 1988 (Dec. 31, 1988 vs. Sea.)* |
| | 37.50 | Jim Miller | 1981 (Jan. 24, 1982 against S.F.)# |

NOTE: Minimum 4 punts.

INSIDE-20 PUNTS

| | | | |
|------|---|--------------------|--------------------------------|
| GAME | 3 | Jay Feely | 2009 (Jan. 9, 2010 vs. NYJ)* |
| | 3 | Jordan Berry | 2015 (Jan. 9, 2016 vs. Pitt.)* |
| | 2 | (five times) | |

LONGEST PUNTS

| | | |
|----|--------------------|-------------------------------------|
| 68 | Pat McAfee | 2014 (Jan. 4, 2015 at Ind.)* |
| 59 | Pat McAfee | 2014 (Jan. 4, 2015 at Ind.)* |
| 56 | Matt Turk | 2011 (Jan. 7, 2012 at Hou.)* |
| 56 | Matt Turk | 2011 (Jan. 7, 2012 at Hou.)* |
| 55 | Barry Helton | 1988 (Jan. 22, 1989 against S.F.)## |

PUNT RETURNS**TOTAL PUNT RETURNS**

| | | | |
|------|---|-------------------------|--------------------------------|
| GAME | 7 | Ron Gardin | 1970 (Dec. 26, 1970 at Balt.)* |
| | 5 | Bobby Joe Edmonds | 1988 (Dec. 31, 1988 vs. Sea.)* |
| | 5 | Josh Cribbs | 2014 (Jan. 4, 2015 at Ind.)* |
| | 4 | Neal Colzie | 1975 (Dec. 28, 1975 at Oak.)* |
| | 3 | (three times) | |

PUNT RETURN YARDS

| | | | |
|------|----|-------------------------|-------------------------------------|
| GAME | 64 | Neal Colzie | 1975 (Dec. 28, 1975 at Oak.)* |
| | 56 | John Taylor | 1988 (Jan. 22, 1989 against S.F.)## |
| | 40 | Tim Brown | 1990 (Jan. 13, 1991 at L.A.-Raid.)* |
| | 35 | Josh Cribbs | 2014 (Jan. 4, 2015 at Ind.)* |
| | 30 | Bobby Joe Edmonds | 1988 (Dec. 31, 1988 vs. Sea.)* |

AVERAGE YARDS PER PUNT RETURN

| | | | |
|------|-------|--------------------------------|-------------------------------------|
| GAME | 18.67 | John Taylor (56/3) | 1988 (Jan. 22, 1989 against S.F.)## |
| | 16.00 | Neal Colzie (64/4) | 1975 (Dec. 28, 1975 at Oak.)* |
| | 13.33 | Tim Brown (40/3) | 1990 (Jan. 13, 1991 at L.A.-Raid.)* |
| | 13.00 | Jerricho Colchery (26/2) | 2009 (Jan. 9, 2010 vs. NYJ)* |
| | 10.50 | Antwaan Randle El (21/2) | 2005 (Jan. 8, 2006 vs. Pitt.)* |

NOTE: Minimum 2 returns.

LONGEST PUNT RETURNS

| | | |
|----|---------------------|-------------------------------------|
| 45 | John Taylor | 1988 (Jan. 22, 1989 against S.F.)## |
| 24 | Neal Colzie | 1975 (Dec. 28, 1975 at Oak.)* |
| 20 | Neal Colzie | 1975 (Dec. 28, 1975 at Oak.)* |
| 19 | Gerald McNeil | 1990 (Jan. 6, 1991 vs. Hou.)* |
| 17 | (two times) | |

KICKOFF RETURNS**TOTAL KICKOFF RETURNS**

| | | | |
|------|---|----------------------|--------------------------------|
| GAME | 4 | Clarence Davis | 1975 (Dec. 28, 1975 at Oak.)* |
| | 4 | Robb Riddick | 1981 (Jan. 3, 1982 vs. Buff.)* |
| | 4 | James Brooks | 1981 (Jan. 10, 1982 vs. S.D.)* |
| | 3 | (three times) | |

KICKOFF RETURN YARDS

| | | | |
|------|----|----------------------|--------------------------------|
| GAME | 93 | Clarence Davis | 1975 (Dec. 28, 1975 at Oak.)* |
| | 87 | James Brooks | 1981 (Jan. 10, 1982 vs. S.D.)* |
| | 68 | Robb Riddick | 1981 (Jan. 3, 1982 vs. Buff.)* |
| | 67 | Josh Cribbs | 2014 (Jan. 4, 2015 at Ind.)* |
| | 57 | Bernard Ford | 1990 (Jan. 6, 1991 vs. Hou.)* |

AVERAGE YARDS PER KICKOFF RETURN

| | | | |
|------|-------|------------------------------|--------------------------------|
| GAME | 33.50 | Josh Cribbs (67/2) | 2014 (Jan. 4, 2015 at Ind.)* |
| | 27.00 | Brad Smith (54/2) | 2009 (Jan. 9, 2010 vs. NYJ)* |
| | 24.00 | Allen Pinkett (48/2) | 1990 (Jan. 6, 1991 vs. Hou.)* |
| | 23.50 | Danaeal Manning (47/2) | 2012 (Jan. 5, 2013 at Hou.)* |
| | 22.50 | Ronnie Harmon (45/2) | 1988 (Jan. 8, 1989 vs. Buff.)* |

NOTE: Minimum 2 returns.

LONGEST KICKOFF RETURNS

| | | |
|----|--------------------------|--------------------------------|
| 38 | Josh Cribbs (67/2) | 2014 (Jan. 4, 2015 at Ind.)* |
| 37 | Clarence Davis | 1975 (Dec. 28, 1975 at Oak.)* |
| 37 | Allen Pinkett | 1990 (Jan. 6, 1991 vs. Hou.)* |
| 36 | James Brooks | 1981 (Jan. 10, 1982 vs. S.D.)* |
| 36 | Ike Taylor | 2005 (Jan. 8, 2006 vs. Pitt.)* |

INTERCEPTIONS**TOTAL INTERCEPTIONS**

| | | | |
|------|---|-------------------|------------------------------|
| GAME | 2 | Johnny Lynn | 1982 (Jan. 9, 1983 vs. NYJ)+ |
| | 1 | (many times) | |

INTERCEPTION RETURN YARDS

| | | | |
|------|----|-----------------------|--------------------------------|
| GAME | 98 | Darrol Ray | 1982 (Jan. 9, 1983 vs. NYJ)+ |
| | 40 | Johnny Lynn | 1982 (Jan. 9, 1983 vs. NYJ)+ |
| | 35 | Antwon Blake | 2015 (Jan. 9, 2016 vs. Pitt.)* |
| | 30 | Shareece Wright | 2013 (Jan. 5, 2014 vs. S.D.)* |
| | 29 | J.J. Watt | 2011 (Jan. 7, 2012 at Hou.)* |

LONGEST INTERCEPTION RETURNS

| | | |
|-------|-----------------------|------------------------------------|
| 98-td | Darrol Ray | 1982 (Jan. 9, 1983 vs. NYJ)+ |
| 35 | Antwon Blake | 2015 (Jan. 9, 2016 vs. Pitt.)* |
| 30 | Shareece Wright | 2013 (Jan. 5, 2014 vs. S.D.)* |
| 29-td | J.J. Watt | 2011 (Jan. 7, 2012 at Hou.)* |
| 27 | Dwight Hicks | 1981 (Jan. 24, 1982 against S.F.)# |

SACKS**TOTAL SACKS**

| | | | |
|------|---|---------------------|-------------------------------------|
| GAME | 3 | Ted Hendricks | 1975 (Dec. 28, 1975 at Oak.)* |
| | 3 | Greg Townsend | 1990 (Jan. 13, 1991 at L.A.-Raid.)* |
| | 2 | Bob Matheson | 1973 (Dec. 23, 1973 at Mia.)* |
| | 2 | Bruce Smith | 1988 (Jan. 8, 1989 vs. Buff.)* |
| | 2 | Charles Haley | 1988 (Jan. 22, 1989 against S.F.)## |

OPPONENTS POSTSEASON TEAM RECORDS

KEY

- * AFC Wild Card Playoff
- ** AFC Divisional Playoff
- *** AFC Championship
- + AFC First-Round Playoff (Super Bowl Tournament)
- # Super Bowl XVI (at Pontiac, Mich.)
- ## Super Bowl XXIII (at Miami, Fla.)

NOTES: Years listed are seasons in which playoff berths were earned, not calendar years in which playoff games were played. Career records include only seasons in which players played in playoffs.

SCORING

POINTS SCORED

| | | |
|---------|----|---|
| GAME | 44 | 1982 (Jan. 9, 1983 vs. NYJ)+ |
| HALF | 24 | 1982 (Jan. 9, 1983 vs. NYJ)+2nd half |
| QUARTER | 21 | 1982 (Jan. 9, 1983 vs. NYJ)+4th quarter |

TOUCHDOWNS

| | | |
|------|---|--|
| GAME | 5 | 1982 (Jan. 9, 1983 vs. NYJ)+ |
| HALF | 3 | 1973 (Dec. 23, 1973 at Mia.)**1st half |
| | 3 | 1982 (Jan. 9, 1983 vs. NYJ)+2nd half |

RUSHING TOUCHDOWNS

| | | |
|------|---|--|
| GAME | 2 | 1973 (Dec. 23, 1973 at Mia.)** |
| | 2 | 1981 (Jan. 3, 1982 vs. Buff.)** |
| | 2 | 1982 (Jan. 9, 1983 vs. NYJ)+ |
| | 2 | 2009 (Jan. 9, 2010 vs. NYJ)* |
| | 2 | 2011 (Jan. 7, 2012 at Hou.)* |
| | 2 | 2013 (Jan. 5, 2014 vs. S.D.)* |
| HALF | 2 | 1973 (Dec. 23, 1973 at Mia.)**1st half |
| | 2 | 1982 (Jan. 9, 1983 vs. NYJ)+2nd half |

PASSING TOUCHDOWNS

| | | |
|------|---|---|
| GAME | 3 | 1975 (Dec. 28, 1975 at Oak.)* |
| | 3 | 2005 (Jan. 8, 2006 vs. Pitt.)* |
| HALF | 2 | 1975 (Dec. 28, 1975 at Oak.)*1st half |
| | 2 | 1982 (Jan. 9, 1983 vs. NYJ)+1st half |
| | 2 | 1988 (Jan. 22, 1989 against S.F.)##2nd half |
| | 2 | 1990 (Jan. 6, 1991 vs. Hou.)*2nd half |
| | 2 | 2005 (Jan. 8, 2006 vs. Pitt.)*1st half |

FIELD GOALS

| | | |
|------|---|--|
| GAME | 4 | 1981 (Jan. 24, 1982 against S.F.)# |
| | 4 | 2012 (Jan. 5, 2013 at Hou.)* |
| | 4 | 2014 (Jan. 4, 2015 at Ind.)* |
| | 4 | 2015 (Jan. 9, 2016 vs. Pitt.)* |
| HALF | 3 | 2012 (Jan. 5, 2013 at Hou.)*1st half |

OFFENSE

FIRST DOWNS

| | | |
|------|----|--|
| GAME | 27 | 1973 (Dec. 23, 1973 at Mia.)** |
| | 27 | 1975 (Dec. 28, 1975 at Oak.)* |
| | 27 | 1982 (Jan. 9, 1983 vs. NYJ)+ |
| HALF | 16 | 1973 (Dec. 23, 1973 at Mia.)**1st half |
| | 16 | 1975 (Dec. 28, 1975 at Oak.)*1st half |
| | 16 | 1988 (Dec. 31, 1988 vs. Sea.)*2nd half |

TOTAL NET YARDS

| | | |
|------|-----|--|
| GAME | 517 | 1982 (Jan. 9, 1983 vs. NYJ)+ |
| HALF | 285 | 1982 (Jan. 9, 1983 vs. NYJ)+1st half |

NET YARDS RUSHING

| | | |
|------|-----|--|
| GAME | 241 | 1973 (Dec. 23, 1973 at Mia.)** |
| HALF | 155 | 1982 (Jan. 9, 1983 vs. NYJ)+2nd half |

RUSHING ATTEMPTS

| | | |
|------|----|--|
| GAME | 52 | 1973 (Dec. 23, 1973 at Mia.)** |
| HALF | 26 | 1973 (Dec. 23, 1973 at Mia.)**1st half |
| | 26 | 1973 (Dec. 23, 1973 at Mia.)**2nd half |
| | 26 | 1975 (Dec. 28, 1975 at Oak.)*1st half |

NET YARDS PASSING

| | | |
|------|-----|---|
| GAME | 368 | 2014 (Jan. 4, 2015 at Ind.)* |
| HALF | 238 | 1988 (Jan. 22, 1989 against S.F.)##2nd half |

PASSING ATTEMPTS

| | | |
|------|----|--|
| GAME | 50 | 1988 (Dec. 31, 1988 vs. Sea.)* |
| HALF | 37 | 1988 (Dec. 31, 1988 vs. Sea.)*2nd half |

COMPLETIONS

| | | |
|------|----|--|
| GAME | 31 | 2014 (Jan. 4, 2015 at Ind.)* |
| HALF | 19 | 2012 (Jan. 5, 2013 at Hou.)*1st half |

PASSES HAD INTERCEPTED

| | | |
|------|---|--|
| GAME | 3 | 1988 (Jan. 8, 1989 vs. Buff.)* |
| HALF | 2 | 1981 (Jan. 3, 1982 vs. Buff.)*1st half |
| | 2 | 1981 (Jan. 10, 1982 vs. S.D.)*1st half |
| | 2 | 1988 (Jan. 8, 1989 vs. Buff.)*1st half |

SACKS ALLOWED

| | | |
|------|---|--|
| GAME | 4 | 1988 (Jan. 22, 1989 against S.F.)## |
| | 4 | 2015 (Jan. 9, 2016 vs. Pitt.)* |
| HALF | 3 | 1988 (Dec. 31, 1988 vs. Sea.)*2nd half |

DEFENSE

FEWEST POINTS ALLOWED

| | | |
|------|---|--------------------------------|
| GAME | 0 | 1970 (Dec. 26, 1970 at Balt.)* |
| HALF | 0 | (nine times) |

FEWEST FIRST DOWNS ALLOWED

| | | |
|------|---|--|
| GAME | 7 | 1970 (Dec. 26, 1970 at Balt.)* |
| HALF | 2 | 1970 (Dec. 26, 1970 at Balt.)*1st half |
| | 2 | 2015 (Jan. 9, 2016 vs. Pitt.)*1st half |

FEWEST TOTAL NET YARDS ALLOWED

| | | |
|------|-----|--|
| GAME | 139 | 1970 (Dec. 26, 1970 at Balt.)* |
| HALF | 21 | 1970 (Dec. 26, 1970 at Balt.)*1st half |

FEWEST NET YARDS RUSHING ALLOWED

| | | |
|------|----|--|
| GAME | 62 | 1982 (Jan. 9, 1983 vs. NYJ)+ |
| HALF | 10 | 2015 (Jan. 9, 2016 vs. Pitt.)*1st half |

FEWEST NET YARDS PASSING ALLOWED

| | | |
|------|----|--|
| GAME | 58 | 1990 (Jan. 13, 1991 at L.A.-Raid.)* |
| HALF | -6 | 2012 (Jan. 5, 2013 at Hou.)*1st half |

INTERCEPTIONS

| | | |
|------|---|--|
| GAME | 3 | 1982 (Jan. 9, 1983 vs. NYJ)+ |
| | 3 | 2011 (Jan. 7, 2012 at Hou.)* |
| HALF | 2 | 1982 (Jan. 9, 1983 vs. NYJ)+2nd half |
| | 2 | 1988 (Jan. 8, 1989 vs. Buff.)*1st half |
| | 2 | 2005 (Jan. 8, 2006 vs. Pitt.)*2nd half |
| | 2 | 2011 (Jan. 7, 2012 at Hou.)*2nd half |
| | 2 | 2013 (Jan. 5, 2014 vs. S.D.)*2nd half |

SACKS

| | | |
|------|---|---|
| GAME | 5 | 1975 (Dec. 28, 1975 at Oak.)* |
| | 5 | 1981 (Jan. 24, 1982 against S.F.)# |
| | 5 | 1988 (Jan. 22, 1989 against S.F.)## |
| HALF | 4 | 1982 (Jan. 9, 1983 vs. NYJ)+1st half |
| | 4 | 1988 (Jan. 22, 1989 against S.F.)##2nd half |

MISCELLANEOUS

MOST PENALTIES INCURRED

| | | |
|------|----|--|
| GAME | 12 | 1982 (Jan. 9, 1983 vs. NYJ)+ |
| HALF | 7 | 1982 (Jan. 9, 1983 vs. NYJ)+2nd half |

MOST PENALTY YARDS INCURRED

| | | |
|------|-----|--|
| GAME | 142 | 2015 (Jan. 9, 2016 vs. Pitt.)* |
| HALF | 87 | 2015 (Jan. 9, 2016 vs. Pitt.)*2nd half |

MOST TIME OF POSSESSION

| | | |
|------|-------|--|
| GAME | 38:49 | 2012 (Jan. 5, 2013 at Hou.)* |
| HALF | 22:53 | 2012 (Jan. 5, 2013 at Hou.)*1st half |

NOTE: Time of possession was not recorded until 1977, and thus is not available for the Bengals' 1970, '73 and '75 playoff games.

ALL-TIME POSTSEASON STATISTICS

ALL-TIME POSTSEASON RECORD: 5-14

| DATE | W-L | SCORE | OPPONENT | ATTENDANCE |
|------------|-----|-------|-------------------|------------|
| 12-26-70** | L | 0-17 | at Baltimore | 51,127 |
| 12-23-73** | L | 16-34 | at Miami | 74,770 |
| 12-28-75** | L | 28-31 | at Oakland | 53,039 |
| 1-3-82** | W | 28-21 | BUFFALO | 55,420 |
| 1-10-82*** | W | 27-7 | SAN DIEGO | 46,302 |
| 1-24-82# | L | 21-26 | VS. SAN FRANCISCO | 81,270 |
| 1-9-83+ | L | 17-44 | N.Y. JETS | 57,560 |
| 12-31-88** | W | 21-13 | SEATTLE | 58,560 |
| 1-8-89*** | W | 21-10 | BUFFALO | 59,747 |
| 1-22-89## | L | 16-20 | vs. San Francisco | 75,129 |
| 1-6-91* | W | 41-14 | HOUSTON | 60,012 |
| 1-13-91** | L | 10-20 | at L.A. Raiders | 92,045 |
| 1-8-06* | L | 17-31 | PITTSBURGH | 65,870 |
| 1-9-10* | L | 14-24 | N.Y. JETS | 63,686 |
| 1-7-12* | L | 10-31 | at Houston | 71,725 |
| 1-5-13* | L | 13-19 | at Houston | 71,738 |
| 1-5-14* | L | 10-27 | SAN DIEGO | 62,277 |
| 1-4-15* | L | 10-26 | at Indianapolis | 63,385 |
| 1-9-16* | L | 16-18 | PITTSBURGH | 63,257 |

* AFC Wild Card Playoff

** AFC Divisional Playoff

*** AFC Championship

+ AFC First-Round Playoff (Super Bowl Tournament)

Super Bowl XVI (at Pontiac, Mich.)

Super Bowl XXIII (at Miami, Fla.)

| TEAM STATISTICS | BENGALS | OPPONENTS |
|-------------------------|---------|-----------|
| TOTAL FIRST DOWNS..... | 347 | 376 |
| Rushing..... | 145 | 157 |
| Passing..... | 170 | 194 |
| Penalty..... | 32 | 25 |
| 3rd Down: Made-Att..... | 95-243 | 92-233 |
| 3rd Down: Pct..... | 39.1 | 39.5 |
| 4th Down: Made-Att..... | 8-20 | 4-9 |
| 4th Down: Pct..... | 40.0 | 44.4 |
| POSSESSION AVG..... | (*NA) | (*NA) |
| TOTAL NET YARDS..... | 5397 | 6657 |
| Avg. Per Game..... | 284.1 | 350.4 |
| Total Plays..... | 1155 | 1189 |
| Avg. Per Play..... | 4.7 | 5.6 |
| NET YARDS RUSHING..... | 2241 | 2826 |
| Avg. Per Game..... | 117.9 | 148.7 |
| Total Rushes..... | 526 | 631 |
| NET YARDS PASSING..... | 3156 | 3831 |
| Avg. Per Game..... | 166.1 | 201.6 |
| Sacked-Yards Lost..... | 60-378 | 29-208 |
| Gross Yards..... | 3534 | 4039 |
| Att.-Completions..... | 569-325 | 529-316 |
| Completion Pct..... | 57.1 | 59.7 |
| Had Intercepted..... | 20 | 17 |
| PUNTS-AVG..... | 90-42.6 | 77-42.3 |
| Net Punting Avg..... | 37.2 | 36.8 |
| PENALTIES-YARDS..... | 88-814 | 112-1016 |
| FUMBLES-BALLS LOST..... | 32-13 | 23-11 |
| TOUCHDOWNS..... | 40 | 48 |
| Rushing..... | 20 | 18 |
| Passing..... | 17 | 28 |
| Returns..... | 3 | 2 |

| SCORE BY PERIODS | | | | 1 | 2 | 3 | 4 | OT | PTS |
|--------------------------|----|------|------|------|-------|-------|---|-----|-----|
| BENGALS..... | 96 | 94 | 54 | 92 | 0 | 336 | | | |
| OPPONENTS..... | 61 | 141 | 104 | 127 | 0 | 433 | | | |
| SCORING | TD | TD-R | TD-P | TD-R | PAT | FG | S | PTS | |
| Jim Breech..... | 0 | 0 | 0 | 0 | 25-25 | 9-11 | 0 | 52 | |
| Ickey Woods..... | 4 | 4 | 0 | 0 | — | — | 0 | 24 | |
| Dan Ross..... | 3 | 0 | 3 | 0 | — | — | 0 | 18 | |
| Mike Nugent..... | 0 | 0 | 0 | 0 | 4-4 | 4-5 | 0 | 16 | |
| Charles Alexander..... | 2 | 2 | 0 | 0 | — | — | 0 | 12 | |
| Cedric Benson..... | 2 | 2 | 0 | 0 | — | — | 0 | 12 | |
| Isaac Curtis..... | 2 | 0 | 2 | 0 | — | — | 0 | 12 | |
| Jeremy Hill..... | 2 | 2 | 0 | 0 | — | — | 0 | 12 | |
| Stanford Jennings..... | 2 | 0 | 1 | 1 | — | — | 0 | 12 | |
| Pete Johnson..... | 2 | 2 | 0 | 0 | — | — | 0 | 12 | |
| Stanley Wilson..... | 2 | 2 | 0 | 0 | — | — | 0 | 12 | |
| Horst Muhlmann..... | 0 | 0 | 0 | 0 | 1-1 | 3-4 | 0 | 7 | |
| Josh Brown..... | 0 | 0 | 0 | 0 | 1-1 | 2-2 | 0 | 7 | |
| Shayne Graham..... | 0 | 0 | 0 | 0 | 4-4 | 1-3 | 0 | 7 | |
| Ken Anderson..... | 1 | 1 | 0 | 0 | — | — | 0 | 6 | |
| Eric Ball..... | 1 | 1 | 0 | 0 | — | — | 0 | 6 | |
| Don Bass..... | 1 | 0 | 1 | 0 | — | — | 0 | 6 | |
| James Brooks..... | 1 | 0 | 1 | 0 | — | — | 0 | 6 | |
| Laveranues Coles..... | 1 | 0 | 1 | 0 | — | — | 0 | 6 | |
| Cris Collinsworth..... | 1 | 0 | 1 | 0 | — | — | 0 | 6 | |
| Neal Craig..... | 1 | 0 | 0 | 1 | — | — | 0 | 6 | |
| Lenvil Elliott..... | 1 | 1 | 0 | 0 | — | — | 0 | 6 | |
| Boomer Esiason..... | 1 | 1 | 0 | 0 | — | — | 0 | 6 | |
| Stan Fritts..... | 1 | 1 | 0 | 0 | — | — | 0 | 6 | |
| A.J. Green..... | 1 | 0 | 1 | 0 | — | — | 0 | 6 | |
| Harold Green..... | 1 | 0 | 1 | 0 | — | — | 0 | 6 | |
| Jermaine Gresham..... | 1 | 0 | 1 | 0 | — | — | 0 | 6 | |
| Leon Hall..... | 1 | 0 | 0 | 1 | — | — | 0 | 6 | |
| M.L. Harris..... | 1 | 0 | 1 | 0 | — | — | 0 | 6 | |
| T.J. Houshmandzadeh..... | 1 | 0 | 1 | 0 | — | — | 0 | 6 | |
| Rudi Johnson..... | 1 | 1 | 0 | 0 | — | — | 0 | 6 | |
| Charlie Joiner..... | 1 | 0 | 1 | 0 | — | — | 0 | 6 | |
| Eric Kattus..... | 1 | 0 | 1 | 0 | — | — | 0 | 6 | |
| Dave Green..... | 0 | 0 | 0 | 0 | 4-4 | 0-0 | 0 | 4 | |
| BENGALS..... | 40 | 20 | 17 | 3 | 39-39 | 19-25 | 0 | 336 | |
| OPPONENTS..... | 48 | 18 | 28 | 2 | 46-47 | 33-42 | 0 | 433 | |

**Two-point conversions: None. BENGALS 0-1 (0-1 R, 0-0 P), OPPONENTS 0-1 (0-0 R, 0-1 P).

Sacks-yards: Jason Buck 4-22, Reggie Williams 3-21, David Grant 3-17, Geno Atkins 2.5-9, Reggie Nelson 2-17, Vontaze Burfict 1.5-15, Bob Brown 1-14, Jim Skow 1-10, Carl Zander 1-10, Ross Browner 1-9, Royce Berry 1-8, Steve Chomyszak 1-8, Eddie Edwards 1-7, David Fulcher 1-6, David Pollack 1-6, Bo Harris 1-5, Carlos Dunlap 0.5-5.5, Pat Sims 0.5-5.5, Margus Hunt 0.5-4, Chris Crocker 0.5-3, (team) 1-6. BENGALS 29-208, OPPONENTS 60-378.

Fumbles-lost: Andy Dalton 4-2, Boomer Esiason 3-1, AJ McCarron 3-1, Giovani Bernard 2-2, Archie Griffin 2-2, Cris Collinsworth 2-1, Ira Hillary 2-1, Laveranues Coles 1-1, Jeremy Hill 1-1, Dan Ross 1-1, Lyle Blackwood 1-0, Rickey Dixon 1-0, David Fulcher 1-0, Stanford Jennings 1-0, Pete Johnson 1-0, Jon Kitna 1-0, Carson Palmer 1-0, Lemar Parrish 1-0, Brad St. Louis 1-0, Brandon Tate 1-0, David Verser 1-0. BENGALS 32-13, OPPONENTS, 23-11.

| RUSHING | ATT | YDS | AVG | LG | TD |
|----------------------------|-----|------|------|----|----|
| Ickey Woods..... | 89 | 391 | 4.4 | 30 | 4 |
| Pete Johnson..... | 61 | 187 | 3.1 | 14 | 2 |
| Cedric Benson..... | 28 | 183 | 6.5 | 47 | 2 |
| James Brooks..... | 43 | 145 | 3.4 | 26 | 0 |
| Charles Alexander..... | 34 | 125 | 3.7 | 20 | 2 |
| Ken Anderson..... | 19 | 112 | 5.9 | 22 | 1 |
| BenJarvus Green-Ellis..... | 19 | 105 | 5.5 | 29 | 0 |
| Boomer Esiason..... | 19 | 105 | 5.5 | 29 | 1 |
| Jeremy Hill..... | 25 | 97 | 3.9 | 38 | 2 |
| Andy Dalton..... | 16 | 92 | 5.8 | 16 | 0 |
| Boobie Clark..... | 15 | 86 | 5.7 | 15 | 0 |
| Giovani Bernard..... | 21 | 79 | 3.8 | 14 | 0 |
| Stanley Wilson..... | 12 | 74 | 6.2 | 20 | 2 |
| Rudi Johnson..... | 13 | 56 | 4.3 | 20 | 1 |
| Harold Green..... | 11 | 55 | 5.0 | 12 | 0 |
| Eric Ball..... | 12 | 47 | 3.9 | 14 | 1 |
| Lenvil Elliott..... | 11 | 40 | 3.6 | 9 | 1 |
| Brian Leonard..... | 4 | 36 | 9.0 | 19 | 0 |
| Stanford Jennings..... | 9 | 31 | 3.4 | 10 | 0 |
| Rex Burkhead..... | 2 | 27 | 13.5 | 23 | 0 |
| Archie Griffin..... | 5 | 25 | 5.0 | 8 | 0 |
| Jon Kitna..... | 4 | 25 | 6.3 | 12 | 0 |
| Paul Robinson..... | 5 | 25 | 5.0 | 9 | 0 |
| Essex Johnson..... | 7 | 17 | 2.4 | 14 | 0 |
| Virgil Carter..... | 2 | 16 | 8.0 | 9 | 0 |
| Stan Fritts..... | 6 | 14 | 2.3 | 6 | 1 |
| Jess Phillips..... | 10 | 12 | 1.2 | 4 | 0 |
| Bernard Scott..... | 6 | 11 | 1.8 | 4 | 0 |
| Dave Lewis..... | 3 | 10 | 3.3 | 9 | 0 |
| AJ McCarron..... | 5 | 9 | 1.8 | 6 | 0 |
| Chris Perry..... | 2 | 3 | 1.5 | 2 | 0 |
| Cris Collinsworth..... | 1 | 2 | 2.0 | 2 | 0 |
| Carson Palmer..... | 1 | 2 | 2.0 | 2 | 0 |
| Kyle Larson..... | 1 | 0 | 0.0 | 0 | 0 |
| Ed Williams..... | 1 | 0 | 0.0 | 0 | 0 |
| Isaac Curtis..... | 1 | -1 | -1.0 | -1 | 0 |
| Erik Wilhelm..... | 3 | -2 | -0.7 | 0 | 0 |
| BENGALS..... | 526 | 2241 | 4.3 | 47 | 20 |
| OPPONENTS..... | 631 | 2826 | 4.5 | 58 | 18 |

| PASSING | ATT | CMP | YDS | CMP% | YDS/ATT | TD | TD% | INT | INT% | LG | SKD-YDS | RAT |
|---------------------|-----|-----|------|-------|---------|----|-----|-----|------|----|---------|-------|
| Ken Anderson..... | 166 | 110 | 1321 | 66.3 | 7.96 | 9 | 5.4 | 6 | 3.6 | 53 | 21-116 | 93.5 |
| Boomer Esiason..... | 99 | 51 | 600 | 51.5 | 6.06 | 4 | 4.0 | 3 | 3.0 | 46 | 14-104 | 71.1 |
| AJ McCarron..... | 41 | 23 | 212 | 56.1 | 5.17 | 1 | 2.4 | 1 | 2.4 | 25 | 3-24 | 68.3 |
| Carson Palmer..... | 37 | 19 | 212 | 51.4 | 5.73 | 1 | 2.7 | 1 | 2.7 | 66 | 3-36 | 66.5 |
| Jon Kitna..... | 40 | 24 | 197 | 60.0 | 4.93 | 1 | 2.5 | 2 | 5.0 | 24 | 4-20 | 60.1 |
| Andy Dalton..... | 158 | 88 | 873 | 55.7 | 5.53 | 1 | 0.6 | 6 | 3.8 | 49 | 12-61 | 57.8 |
| Virgil Carter..... | 20 | 7 | 64 | 35.0 | 3.20 | 0 | 0.0 | 1 | 5.0 | 16 | 3-17 | 23.8 |
| Jack Thompson..... | 1 | 1 | 14 | 100.0 | 14.00 | 0 | 0.0 | 0 | 0.0 | 14 | 0-0 | 118.8 |
| Sam Wyche..... | 1 | 1 | 29 | 100.0 | 29.00 | 0 | 0.0 | 0 | 0.0 | 29 | 0-0 | 118.8 |
| Turk Schonert..... | 1 | 0 | 0 | — | — | 0 | — | 0 | — | — | 0-0 | 39.6 |
| Erik Wilhelm..... | 5 | 1 | 12 | 20.0 | 2.40 | 0 | 0.0 | 0 | 0.0 | 12 | 0-0 | 39.6 |
| BENGALS..... | 569 | 325 | 3534 | 57.1 | 6.21 | 17 | 3.0 | 20 | 3.5 | 66 | 60-378 | 70.9 |
| OPPONENTS..... | 529 | 316 | 4039 | 59.7 | 7.64 | 28 | 5.3 | 17 | 3.2 | 60 | 29-208 | 87.9 |

(All-time postseason statistics, continued)

| RECEIVING | REC | YDS | AVG | LG | TD |
|----------------------------|-----|------|------|-----|----|
| Dan Ross..... | 28 | 333 | 11.9 | 26 | 3 |
| Cris Collinsworth..... | 21 | 354 | 16.9 | 53 | 1 |
| A.J. Green..... | 18 | 232 | 12.9 | 45 | 1 |
| Giovani Bernard..... | 17 | 121 | 7.1 | 17 | 0 |
| Marvin Jones..... | 15 | 196 | 13.1 | 49 | 0 |
| Jermaine Gresham..... | 14 | 117 | 8.4 | 16 | 1 |
| Isaac Curtis..... | 13 | 184 | 14.2 | 321 | 2 |
| Rodney Holman..... | 11 | 184 | 16.7 | 46 | 0 |
| Lenvil Elliott..... | 10 | 62 | 6.2 | 16 | 0 |
| Pete Johnson..... | 9 | 52 | 5.8 | 14 | 0 |
| Eddie Brown..... | 8 | 87 | 10.9 | 23 | 0 |
| Brian Leonard..... | 8 | 43 | 5.4 | 16 | 0 |
| Chip Myers..... | 7 | 133 | 19.0 | 37 | 0 |
| Mohamed Sanu..... | 7 | 61 | 8.7 | 13 | 0 |
| Tim McGee..... | 7 | 60 | 8.6 | 19 | 0 |
| Steve Kreider..... | 6 | 119 | 19.8 | 42 | 0 |
| Chad Johnson..... | 6 | 87 | 14.5 | 24 | 0 |
| James Brooks..... | 6 | 84 | 14.0 | 22 | 1 |
| Boobie Clark..... | 6 | 56 | 9.3 | 26 | 0 |
| Laveranues Coles..... | 6 | 48 | 8.0 | 13 | 1 |
| Andrew Hawkins..... | 6 | 43 | 7.2 | 10 | 0 |
| Charles Alexander..... | 6 | 38 | 6.3 | 16 | 0 |
| Chris Perry..... | 6 | 11 | 1.8 | 6 | 0 |
| Charlie Joiner..... | 5 | 93 | 18.6 | 28 | 1 |
| Kevin Walter..... | 5 | 73 | 14.6 | 24 | 0 |
| Tyler Eifert..... | 5 | 58 | 11.6 | 18 | 0 |
| Rex Burkhead..... | 4 | 39 | 9.8 | 26 | 0 |
| T.J. Houshmandzadeh..... | 4 | 25 | 6.3 | 8 | 1 |
| Cedric Benson..... | 4 | 10 | 2.5 | 5 | 0 |
| Ryan Hewitt..... | 3 | 37 | 12.3 | 14 | 0 |
| Jerome Simpson..... | 3 | 33 | 11.0 | 16 | 0 |
| Bernard Scott..... | 3 | 29 | 9.7 | 11 | 0 |
| Jeremy Hill..... | 3 | 27 | 9.0 | 13 | 0 |
| Quan Cosby..... | 3 | 26 | 8.7 | 14 | 0 |
| Stanford Jennings..... | 3 | 23 | 7.7 | 12 | 1 |
| Jim Riggs..... | 3 | 18 | 6.0 | 13 | 0 |
| Ickey Woods..... | 3 | 18 | 6.0 | 9 | 0 |
| Archie Griffin..... | 3 | 14 | 4.7 | 6 | 0 |
| M.L. Harris..... | 2 | 28 | 14.0 | 20 | 1 |
| Andre Caldwell..... | 2 | 25 | 12.5 | 13 | 0 |
| Ryan Whalen..... | 2 | 24 | 12.0 | 20 | 0 |
| Eric Kattus..... | 2 | 19 | 9.5 | 10 | 1 |
| Harold Green..... | 2 | 15 | 7.5 | 13 | 1 |
| Bruce Coslet..... | 2 | 14 | 7.0 | 9 | 0 |
| Rudi Johnson..... | 2 | 14 | 7.0 | 11 | 0 |
| Jess Phillips..... | 2 | 12 | 6.0 | 6 | 0 |
| Matt Schobel..... | 2 | 11 | 5.5 | 8 | 0 |
| BenJarvus Green-Ellis..... | 2 | -9 | -4.5 | -3 | 0 |
| Chris Henry..... | 1 | 66 | 66.0 | 66 | 0 |
| Donald Lee..... | 1 | 36 | 36.0 | 36 | 0 |
| Ira Hillary..... | 1 | 17 | 17.0 | 17 | 0 |
| Mike Barber..... | 1 | 12 | 12.0 | 12 | 0 |
| Speedy Thomas..... | 1 | 9 | 9.0 | 9 | 0 |
| Kevin Brock..... | 1 | 7 | 7.0 | 7 | 0 |
| Essex Johnson..... | 1 | 6 | 6.0 | 6 | 0 |
| Reggie Kelly..... | 1 | 4 | 4.0 | 4 | 0 |
| Don Bass..... | 1 | 3 | 3.0 | 31 | 1 |
| Bob Trumpy..... | 1 | -7 | -7.0 | 7 | 0 |
| BENGALS..... | 325 | 3534 | 10.9 | 66 | 17 |
| OPPONENTS..... | 316 | 4039 | 12.8 | 60 | 28 |

| INTERCEPTIONS | NO | YDS | AVG | LG | TD | | | |
|------------------------|----|------|------|------|----|-------|----|------|
| David Fulcher | 3 | 54 | 18.0 | 43 | 0 | | | |
| Ken Riley | 3 | 34 | 11.3 | 34 | 0 | | | |
| Eric Thomas | 2 | 26 | 13.0 | 26 | 0 | | | |
| Neal Craig | 1 | 45 | 45.0 | 45t | 1 | | | |
| Bobby Kemp | 1 | 24 | 24.0 | 24 | 0 | | | |
| Leon Hall | 1 | 21 | 21.0 | 21t | 1 | | | |
| Bo Harris | 1 | 16 | 16.0 | 16 | 0 | | | |
| Louis Breeden | 1 | 0 | 0.0 | 0 | 0 | | | |
| Vontaze Burfict | 1 | 0 | 0.0 | 0 | 0 | | | |
| Tommy Casanova | 1 | 0 | 0.0 | 0 | 0 | | | |
| Solomon Wilcotts | 1 | 0 | 0.0 | 0 | 0 | | | |
| Lewis Billups | 1 | -3 | -3.0 | -3 | 0 | | | |
| BENGALS | 17 | 217 | 12.8 | 45t | 2 | | | |
| OPPONENTS | 20 | 395 | 19.8 | 98t | 2 | | | |
| PUNTING | NO | YDS | AVG | NET | TB | IN-20 | LG | BLK. |
| Kevin Huber | 26 | 1205 | 46.3 | 41.9 | 1 | 10 | 62 | 0 |
| Lee Johnson | 25 | 1111 | 44.4 | 38.6 | 0 | 8 | 64 | 0 |
| Kyle Larson | 3 | 131 | 43.7 | 36.7 | 0 | 0 | 51 | 0 |
| Pat McNally | 12 | 487 | 40.6 | 37.0 | 1 | 2 | 60 | 0 |
| Zoltan Mesko | 3 | 118 | 39.3 | 32.7 | 1 | 2 | 50 | 0 |
| Dave Lewis | 15 | 567 | 37.8 | 34.2 | 1 | 1 | 53 | 0 |
| Dave Green | 6 | 215 | 35.8 | 21.8 | 1 | 0 | 44 | 0 |
| BENGALS | 90 | 3834 | 42.6 | 37.2 | 5 | 23 | 64 | 0 |
| OPPONENTS | 77 | 3251 | 42.3 | 36.8 | 5 | 18 | 68 | 0 |
| PUNT RETURNS | NO | FC | YDS | AVG | LG | TD | | |
| Rico Murray | 1 | 0 | 23 | 23.0 | 23 | 0 | | |
| Tommy Casanova | 1 | 0 | 15 | 15.0 | 15 | 0 | | |
| Mitchell Price | 3 | 0 | 42 | 14.0 | 34 | 0 | | |
| Mike Fuller | 5 | 2 | 62 | 12.4 | 27 | 0 | | |
| Adam Jones | 3 | 1 | 25 | 8.3 | 24 | 0 | | |
| Keiwan Ratliff | 2 | 0 | 15 | 7.5 | 8 | 0 | | |
| Ira Hillary | 6 | 1 | 43 | 7.2 | 16 | 0 | | |
| Lyle Blackwood | 1 | 0 | 7 | 7.0 | 7 | 0 | | |
| Brandon Tate | 10 | 6 | 67 | 6.7 | 19 | 0 | | |
| Lemar Parrish | 3 | 1 | 17 | 5.7 | 11 | 0 | | |
| Ray Horton | 1 | 0 | 5 | 5.0 | 5 | 0 | | |
| Rickey Dixon | 1 | 0 | 0 | 0.0 | 0 | 0 | | |
| Quan Cosby | 0 | 3 | 0 | — | — | 0 | | |
| Speedy Thomas | 0 | 2 | 0 | — | — | 0 | | |
| BENGALS | 37 | 16 | 321 | 8.7 | 34 | 0 | | |
| OPPONENTS | 47 | 20 | 384 | 8.2 | 45 | 0 | | |

| KICKOFF RETURNS | NO | YDS | AVG | LG | TD |
|------------------------|----|------|------|-----|----|
| Bernard Scott..... | 2 | 74 | 37.0 | 56 | 0 |
| Stanford Jennings..... | 8 | 240 | 30.0 | 931 | 1 |
| Brandon Tate..... | 7 | 193 | 27.6 | 43 | 0 |
| Adam Jones..... | 9 | 233 | 25.9 | 34 | 0 |
| Tab Perry..... | 5 | 119 | 23.8 | 32 | 0 |
| Rodney Tate..... | 1 | 22 | 22.0 | 22 | 0 |
| Eric Ball..... | 2 | 42 | 21.0 | 28 | 0 |
| Bernard Jackson..... | 3 | 60 | 20.0 | 25 | 0 |
| James Brooks..... | 2 | 38 | 19.0 | 23 | 0 |
| Brian Leonard..... | 3 | 54 | 18.0 | 25 | 0 |
| Lenvil Elliott..... | 1 | 18 | 18.0 | 18 | 0 |
| David Verser..... | 17 | 302 | 17.8 | 40 | 0 |
| Lemar Parrish..... | 2 | 35 | 17.5 | 25 | 0 |
| Ron Lamb..... | 1 | 17 | 17.0 | 17 | 0 |
| Cedric Peerman..... | 2 | 33 | 16.5 | 23 | 0 |
| Paul Robinson..... | 2 | 29 | 14.5 | 24 | 0 |
| Eddie Brown..... | 1 | 12 | 12.0 | 12 | 0 |
| Ira Hillary..... | 3 | 24 | 8.0 | 13 | 0 |
| Kevin Walter..... | 1 | 8 | 8.0 | 8 | 0 |
| Guy Frazier..... | 1 | 0 | 0.0 | 0 | 0 |
| Archie Griffin..... | 1 | 0 | 0.0 | 0 | 0 |
| BENGALS..... | 74 | 1553 | 21.0 | 931 | 1 |
| OPPONENTS..... | 58 | 1102 | 19.0 | 38 | 0 |

| FIELD GOALS | 1-19 | 20-29 | 30-39 | 40-49 | 50+ |
|---------------------|------|-------|-------|-------|-----|
| Josh Brown..... | 0-0 | 0-0 | 1-1 | 1-1 | 0-0 |
| Jim Breech..... | 0-0 | 3-3 | 4-5 | 2-3 | 0-0 |
| Shayne Graham..... | 0-0 | 1-2 | 0-1 | 0-0 | 0-0 |
| Horst Muhlmann..... | 1-1 | 1-1 | 0-0 | 1-1 | 0-1 |
| Mike Nugent..... | 0-0 | 0-0 | 2-2 | 1-1 | 1-2 |
| BENGALS..... | 1-1 | 5-6 | 7-9 | 5-6 | 1-3 |
| OPPONENTS..... | 0-1 | 15-16 | 9-10 | 7-11 | 2-4 |

| DEFENSE | ST | AT | TT | SKS-YDS | INT-YDS | PD | FF | FR-YDS |
|---------|----|----|----|---------|---------|----|----|--------|
| (NA**) | — | — | — | — | — | — | — | — |

| BLOCKED KICKS | BP | BFG | BXP |
|---------------------------|----|-----|-----|
| Bill Bergey (1970)..... | 0 | 1 | 0 |
| Sherman White (1975)..... | 0 | 1 | 0 |

* NOTE: It is not possible to accurately list all-time postseason possession averages because time of possession was not recorded until 1977. Postseason possession averages after 1977 are listed in the year-by-year breakdowns on the following pages.

** NOTE: The Bengals' and their opponents' two-point conversion totals listed here were recorded in 2005 and thereafter. Prior to that season, all of the Bengals' playoff appearances had occurred in years in which the two-point conversion did not exist. The two-point conversion, which existed in the AFL when the Bengals were members in 1968 and '69, was not instituted in the NFL until '94.

*** NOTE: It is not possible to accurately list all-time postseason defensive statistics because the three types of defensive statistics — defense, special teams and miscellaneous — were combined through 1987, but separated in '88 and thereafter. Defensive statistics are, however, listed in each of the year-by-year breakdowns on the following pages. All defensive statistics on the following pages are press box statistics produced at the games.

1970 POSTSEASON STATISTICS

POSTSEASON RECORD: 0-1

HEAD COACH: PAUL BROWN
REGULAR-SEASON RECORD: 8-6
(1ST IN AFC CENTRAL)

| DATE | W-L | SCORE | OPPONENT | ATTENDANCE |
|------------|-----|-------|--------------|------------|
| 12-26-70** | L | 0-17 | at Baltimore | 51,127 |

** AFC Divisional Playoff

| TEAM STATISTICS | BENGALS | OPPONENTS |
|-------------------------|---------|-----------|
| TOTAL FIRST DOWNS..... | 7 | 15 |
| Rushing..... | 2 | 12 |
| Passing..... | 5 | 3 |
| Penalty..... | 0 | 0 |
| 3rd Down: Made-Att..... | 3-14 | 6-14 |
| 3rd Down: Pct..... | 21.4 | 42.9 |
| 4th Down: Made-Att..... | 0-1 | 0-0 |
| 4th Down: Pct..... | 0.0 | — |
| POSSESSION AVG..... | (*NA) | (*NA) |
| TOTAL NET YARDS..... | 139 | 299 |
| Avg. Per Game..... | 139.0 | 299.0 |
| Total Plays..... | 46 | 66 |
| Avg. Per Play..... | 3.0 | 4.5 |
| NET YARDS RUSHING..... | 63 | 170 |
| Avg. Per Game..... | 63.0 | 170.0 |
| Total Rushes..... | 22 | 47 |
| NET YARDS PASSING..... | 76 | 129 |
| Avg. Per Game..... | 76.0 | 129.0 |
| Sacked-Yards Lost..... | 3-17 | 2-16 |
| Gross Yards..... | 93 | 145 |
| Att.-Completions..... | 21-8 | 17-6 |
| Completion Pct..... | 38.1 | 35.3 |
| Had Intercepted..... | 1 | 0 |
| PUNTS-AVG..... | 8-39.1 | 6-38.3 |
| Net Punting Avg..... | 35.6 | 37.3 |
| PENALTIES-YARDS..... | 1-5 | 6-63 |
| FUMBLES-BALLS LOST..... | 1-0 | 0-0 |
| TOUCHDOWNS..... | 0 | 2 |
| Rushing..... | 0 | 0 |
| Passing..... | 0 | 2 |
| Returns..... | 0 | 0 |

| SCORE BY PERIODS | 1 | 2 | 3 | 4 | OT | PTS |
|------------------|---|---|---|---|----|-----|
| BENGALS..... | 0 | 0 | 0 | 0 | 0 | 0 |
| OPPONENTS..... | 7 | 3 | 0 | 7 | 0 | 17 |

| SCORING | TD | TD-R | TD-P | TD-RT | PAT | FG | S | PTS |
|----------------|----|------|------|-------|-----|-----|---|-----|
| (none)..... | 0 | 0 | 0 | 0 | 0-0 | 0-0 | 0 | 0 |
| BENGALS..... | 0 | 0 | 0 | 0 | 0-0 | 0-1 | 0 | 0 |
| OPPONENTS..... | 2 | 0 | 2 | 0 | 2-2 | 1-3 | 0 | 17 |

Two-point conversions: (NA**).

Fumbles-lost: Lemar Parrish 1-0. BENGALS 1-0, OPPONENTS 0-0.

| PASSING | ATT | CMP | YDS | CMP% | YDS/ATT | TD | TD% | INT | INT% | LG | SKD-YDS | RAT |
|--------------------|-----|-----|-----|-------|---------|----|------|-----|------|----|---------|-------|
| Virgil Carter..... | 20 | 7 | 64 | 35.0 | 3.20 | 0 | 0.0 | 1 | 5.0 | 16 | 3-17 | 23.8 |
| Sam Wyche..... | 1 | 1 | 29 | 100.0 | 29.00 | 0 | 0.0 | 0 | 0.0 | 29 | 0-0 | 118.8 |
| BENGALS..... | 21 | 8 | 93 | 38.1 | 4.43 | 0 | 0.0 | 1 | 4.8 | 29 | 3-17 | 32.4 |
| OPPONENTS..... | 17 | 6 | 145 | 35.3 | 8.53 | 2 | 11.8 | 0 | 0.0 | 53 | 2-16 | 106.3 |

| RUSHING | ATT | YDS | AVG | LG | TD |
|--------------------|-----|-----|-----|----|----|
| Paul Robinson..... | 5 | 25 | 5.0 | 9 | 0 |
| Virgil Carter..... | 2 | 16 | 8.0 | 9 | 0 |
| Jess Phillips..... | 10 | 12 | 1.2 | 4 | 0 |
| Dave Lewis..... | 3 | 10 | 3.3 | 9 | 0 |
| Essex Johnson..... | 2 | 0 | 0.0 | 3 | 0 |
| BENGALS..... | 22 | 63 | 2.9 | 9 | 0 |
| OPPONENTS..... | 47 | 170 | 3.6 | 17 | 0 |

| RECEIVING | REC | YDS | AVG | LG | TD |
|--------------------|-----|-----|------|-----|----|
| Chip Myers..... | 4 | 66 | 16.5 | 29 | 0 |
| Jess Phillips..... | 2 | 12 | 6.0 | 6 | 0 |
| Speedy Thomas..... | 1 | 9 | 9.0 | 9 | 0 |
| Essex Johnson..... | 1 | 6 | 6.0 | 6 | 0 |
| BENGALS..... | 8 | 93 | 11.6 | 29 | 0 |
| OPPONENTS..... | 6 | 145 | 24.2 | 53t | 2 |

| INTERCEPTIONS | NO | YDS | AVG | LG | TD |
|----------------|----|-----|-----|----|----|
| (none)..... | 0 | 0 | — | — | 0 |
| BENGALS..... | 0 | 0 | — | — | 0 |
| OPPONENTS..... | 1 | 0 | 0.0 | 0 | 0 |

| PUNTING | NO | YDS | AVG | NET | TB | IN-20 | LG | BLK |
|-----------------|----|-----|------|------|----|-------|----|-----|
| Dave Lewis..... | 8 | 313 | 39.1 | 35.6 | 0 | 1 | 53 | 0 |
| BENGALS..... | 8 | 313 | 39.1 | 35.6 | 0 | 1 | 53 | 0 |
| OPPONENTS..... | 6 | 230 | 38.3 | 37.3 | 0 | 0 | 45 | 0 |

| PUNT RETURNS | NO | FC | YDS | AVG | LG | TD |
|--------------------|----|----|-----|-----|----|----|
| Lemar Parrish..... | 2 | 1 | 6 | 3.0 | 3 | 0 |
| Speedy Thomas..... | 0 | 2 | 0 | — | — | 0 |
| BENGALS..... | 2 | 3 | 6 | 3.0 | 3 | 0 |
| OPPONENTS..... | 7 | 0 | 28 | 4.0 | 10 | 0 |

| KICKOFF RETURNS | NO | YDS | AVG | LG | TD |
|--------------------|----|-----|------|----|----|
| Paul Robinson..... | 2 | 29 | 14.5 | 24 | 0 |
| Ron Lamb..... | 1 | 17 | 17.0 | 17 | 0 |
| BENGALS..... | 3 | 46 | 15.3 | 24 | 0 |
| OPPONENTS..... | 1 | 0 | 0.0 | 0 | 0 |

| FIELD GOALS | 1-19 | 20-29 | 30-39 | 40-49 | 50+ |
|---------------------|------|-------|-------|-------|-----|
| Horst Muhlmann..... | 0-0 | 0-0 | 0-0 | 0-0 | 0-1 |
| BENGALS..... | 0-0 | 0-0 | 0-0 | 0-0 | 0-1 |
| OPPONENTS..... | 0-0 | 0-0 | 0-0 | 1-2 | 0-1 |

Horst Muhlmann: (50B).

Opponents: (50B, 44G, 44WR).

| DEFENSE*** | ST | AT | TT | SKS-YDS | INT-YDS | PD | ^FF | FR-YDS |
|-----------------------|----|----|----|---------|---------|----|-------|--------|
| Bill Bergey..... | 7 | 7 | 14 | 0-0 | 0-0 | 0 | (*NA) | 0-0 |
| Steve Chomyszak..... | 5 | 6 | 11 | 1-8 | 0-0 | 1 | (*NA) | 0-0 |
| Ken Avery..... | 5 | 4 | 9 | 0-0 | 0-0 | 0 | (*NA) | 0-0 |
| Al Beauchamp..... | 6 | 2 | 8 | 0-0 | 0-0 | 0 | (*NA) | 0-0 |
| Royce Berry..... | 4 | 4 | 8 | 1-8 | 0-0 | 1 | (*NA) | 0-0 |
| Ken Dyer..... | 3 | 5 | 8 | 0-0 | 0-0 | 0 | (*NA) | 0-0 |
| Mike Reid..... | 6 | 1 | 7 | 0-0 | 0-0 | 0 | (*NA) | 0-0 |
| Ron Carpenter..... | 4 | 2 | 6 | 0-0 | 0-0 | 0 | (*NA) | 0-0 |
| Lemar Parrish..... | 4 | 0 | 4 | 0-0 | 0-0 | 1 | (*NA) | 0-0 |
| Fletcher Smith..... | 3 | 0 | 3 | 0-0 | 0-0 | 0 | (*NA) | 0-0 |
| Nick Roman..... | 2 | 1 | 3 | 0-0 | 0-0 | 0 | (*NA) | 0-0 |
| Martin Baccaglio..... | 2 | 0 | 2 | 0-0 | 0-0 | 0 | (*NA) | 0-0 |
| Ron Lamb..... | 1 | 1 | 2 | 0-0 | 0-0 | 0 | (*NA) | 0-0 |
| John Guillory..... | 1 | 0 | 1 | 0-0 | 0-0 | 0 | (*NA) | 0-0 |
| Essex Johnson..... | 1 | 0 | 1 | 0-0 | 0-0 | 0 | (*NA) | 0-0 |
| Bill Peterson..... | 1 | 0 | 1 | 0-0 | 0-0 | 0 | (*NA) | 0-0 |
| Ken Riley..... | 0 | 1 | 1 | 0-0 | 0-0 | 2 | (*NA) | 0-0 |

| BLOCKED KICKS | BP | BFG | BXP |
|------------------|----|-----|-----|
| Bill Bergey..... | 0 | 1 | 0 |

* NOTE: Time of possession was not recorded until 1977.

** NOTE: The two-point conversion was not instituted in the NFL until 1994.

*** NOTE: It was not standard practice to separate the three types of defensive statistics — defense, special teams and miscellaneous — until 1988. Thus, the defensive statistics listed above include the combined totals of all three types. All defensive statistics above are press box statistics produced at the games.

^ NOTE: Forced fumbles were not recorded until 1976.

1973 POSTSEASON STATISTICS

POSTSEASON RECORD: 0-1

HEAD COACH: PAUL BROWN
REGULAR-SEASON RECORD: 10-4
(1ST IN AFC CENTRAL)

| DATE | W-L | SCORE | OPPONENT | ATTENDANCE |
|------------|-----|-------|----------|------------|
| 12-23-73** | L | 16-34 | at Miami | 74,770 |

** AFC Divisional Playoff

| TEAM STATISTICS | BENGALS | OPPONENTS |
|-------------------------|---------|-----------|
| TOTAL FIRST DOWNS..... | 11 | 27 |
| Rushing..... | 5 | 18 |
| Passing..... | 6 | 9 |
| Penalty..... | 0 | 0 |
| 3rd Down: Made-Att..... | 5-14 | 10-14 |
| 3rd Down: Pct..... | 35.7 | 71.4 |
| 4th Down: Made-Att..... | 0-0 | 0-0 |
| 4th Down: Pct..... | — | — |
| POSSESSION AVG..... | *NA | *NA |
| TOTAL NET YARDS..... | 194 | 400 |
| Avg. Per Game..... | 194.0 | 400.0 |
| Total Plays..... | 50 | 71 |
| Avg. Per Play..... | 3.9 | 5.6 |
| NET YARDS RUSHING..... | 97 | 241 |
| Avg. Per Game..... | 97.0 | 241.0 |
| Total Rushes..... | 20 | 52 |
| NET YARDS PASSING..... | 97 | 159 |
| Avg. Per Game..... | 97.0 | 159.0 |
| Sacked-Yards Lost..... | 3-16 | 0-0 |
| Gross Yards..... | 113 | 159 |
| Att.-Completions..... | 27-14 | 19-11 |
| Completion Pct..... | 51.9 | 57.9 |
| Had Intercepted..... | 1 | 2 |
| PUNTS-AVG..... | 7-36.3 | 2-49.0 |
| Net Punting Avg..... | 32.6 | 36.0 |
| PENALTIES-YARDS..... | 2-19 | 1-5 |
| FUMBLES-BALLS LOST..... | 0-0 | 2-1 |
| TOUCHDOWNS..... | 1 | 4 |
| Rushing..... | 0 | 2 |
| Passing..... | 0 | 2 |
| Returns..... | 1 | 0 |

| SCORE BY PERIODS | 1 | 2 | 3 | 4 | OT | PTS |
|------------------|----|----|----|---|----|-----|
| BENGALS..... | 3 | 13 | 0 | 0 | 0 | 16 |
| OPPONENTS..... | 14 | 7 | 10 | 3 | 0 | 34 |

| SCORING | TD | TD-R | TD-P | TD-RT | PAT | FG | S | PTS |
|---------------------|----|------|------|-------|-----|-----|---|-----|
| Horst Muhlmann..... | 0 | 0 | 0 | 0 | 1-1 | 3-3 | 0 | 10 |
| Neal Craig..... | 1 | 0 | 0 | 1 | — | — | 0 | 6 |
| BENGALS..... | 1 | 0 | 0 | 1 | 1-1 | 3-3 | 0 | 16 |
| OPPONENTS..... | 4 | 2 | 2 | 0 | 4-4 | 2-2 | 0 | 34 |

Two-point conversions: **NA.

Fumbles-lost: None. BENGALS 0-0, OPPONENTS 2-1.

| PASSING | ATT | CMP | YDS | CMP% | YDS/ATT | TD | TD% | INT | INT% | LG | SKD-YDS | RAT |
|-------------------|-----|-----|-----|------|---------|----|------|-----|------|----|---------|------|
| Ken Anderson..... | 27 | 14 | 113 | 51.9 | 4.19 | 0 | 0.0 | 1 | 3.7 | 18 | 3-16 | 47.3 |
| BENGALS..... | 27 | 14 | 113 | 51.9 | 4.19 | 0 | 0.0 | 1 | 3.7 | 18 | 3-16 | 47.3 |
| OPPONENTS..... | 19 | 11 | 159 | 57.9 | 8.37 | 2 | 10.5 | 2 | 10.5 | 48 | 0-0 | 80.7 |

| RUSHING | ATT | YDS | AVG | LG | TD |
|---------------------|-----|-----|------|----|----|
| Boobie Clark..... | 7 | 40 | 5.7 | 15 | 0 |
| Ken Anderson..... | 3 | 26 | 8.7 | 22 | 0 |
| Essex Johnson..... | 2 | 17 | 8.5 | 14 | 0 |
| Lenvil Elliott..... | 7 | 15 | 2.1 | 5 | 0 |
| Isaac Curtis..... | 1 | -1 | -1.0 | -1 | 0 |
| BENGALS..... | 20 | 97 | 4.9 | 22 | 0 |
| OPPONENTS..... | 52 | 241 | 4.6 | 27 | 2 |

| RECEIVING | REC | YDS | AVG | LG | TD |
|---------------------|-----|-----|------|----|----|
| Lenvil Elliott..... | 9 | 53 | 5.9 | 16 | 0 |
| Charlie Joiner..... | 2 | 33 | 16.5 | 18 | 0 |
| Boobie Clark..... | 2 | 18 | 9.0 | 12 | 0 |
| Isaac Curtis..... | 1 | 9 | 9.0 | 9 | 0 |
| BENGALS..... | 14 | 113 | 8.1 | 18 | 0 |
| OPPONENTS..... | 11 | 159 | 14.5 | 48 | 2 |

| INTERCEPTIONS | NO | YDS | AVG | LG | TD |
|---------------------|----|-----|------|-----|----|
| Neal Craig..... | 1 | 45 | 45.0 | 45t | 1 |
| Tommy Casanova..... | 1 | 0 | 0.0 | 0 | 0 |
| BENGALS..... | 2 | 45 | 22.5 | 45t | 1 |
| OPPONENTS..... | 1 | 19 | 19.0 | 19 | 0 |

| PUNTING | NO | YDS | AVG | NET | TB | IN-20 | LG | BLK. |
|-----------------|----|-----|------|------|----|-------|----|------|
| Dave Lewis..... | 7 | 254 | 36.3 | 32.6 | 1 | 0 | 50 | 0 |
| BENGALS..... | 7 | 254 | 36.3 | 32.6 | 1 | 0 | 50 | 0 |
| OPPONENTS..... | 2 | 98 | 49.0 | 36.0 | 0 | 0 | 54 | 0 |

| PUNT RETURNS | NO | FC | YDS | AVG | LG | TD |
|---------------------|----|----|-----|------|----|----|
| Tommy Casanova..... | 1 | 0 | 15 | 15.0 | 15 | 0 |
| Lemar Parrish..... | 1 | 0 | 11 | 11.0 | 11 | 0 |
| BENGALS..... | 2 | 0 | 26 | 13.0 | 15 | 0 |
| OPPONENTS..... | 2 | 4 | 6 | 3.0 | 4 | 0 |

| KICKOFF RETURNS | NO | YDS | AVG | LG | TD |
|----------------------|----|-----|------|----|----|
| Lemar Parrish..... | 1 | 25 | 25.0 | 25 | 0 |
| Bernard Jackson..... | 1 | 17 | 17.0 | 17 | 0 |
| BENGALS..... | 2 | 42 | 21.0 | 25 | 0 |
| OPPONENTS..... | 2 | 14 | 7.0 | 14 | 0 |

| FIELD GOALS | 1-19 | 20-29 | 30-39 | 40-49 | 50+ |
|---------------------|------|-------|-------|-------|-----|
| Horst Muhlmann..... | 1-1 | 1-1 | 0-0 | 1-1 | 0-0 |
| BENGALS..... | 1-1 | 1-1 | 0-0 | 1-1 | 0-0 |
| OPPONENTS..... | 0-0 | 0-0 | 0-0 | 1-1 | 1-1 |

Horst Muhlmann: (24G, 46G, 12G).

Opponents: (50G, 46G).

| DEFENSE*** | ST | AT | TT | SKS-YDS | INT-YDS | PD | ^FF | FR-YDS |
|----------------------|----|----|----|---------|---------|----|-------|--------|
| Bill Bergey..... | 7 | 5 | 12 | 0-0 | 0-0 | 0 | (*NA) | 0-0 |
| Ron Carpenter..... | 7 | 5 | 12 | 0-0 | 0-0 | 0 | (*NA) | 0-0 |
| Al Beauchamp..... | 9 | 2 | 11 | 0-0 | 0-0 | 0 | (*NA) | 0-0 |
| Tommy Casanova..... | 9 | 1 | 10 | 0-0 | 1-0 | 1 | (*NA) | 0-0 |
| Royce Berry..... | 5 | 1 | 6 | 0-0 | 0-0 | 0 | (*NA) | 0-0 |
| Sherman White..... | 5 | 0 | 5 | 0-0 | 0-0 | 1 | (*NA) | 0-0 |
| Ken Riley..... | 4 | 1 | 5 | 0-0 | 0-0 | 0 | (*NA) | 0-0 |
| Ken Avery..... | 3 | 2 | 5 | 0-0 | 0-0 | 0 | (*NA) | 0-0 |
| Neal Craig..... | 3 | 2 | 5 | 0-0 | 1-45 | 1 | (*NA) | 0-0 |
| Lemar Parrish..... | 3 | 2 | 5 | 0-0 | 0-0 | 0 | (*NA) | 0-0 |
| Ron Pritchard..... | 3 | 2 | 5 | 0-0 | 0-0 | 0 | (*NA) | 0-0 |
| Doug Adams..... | 1 | 0 | 1 | 0-0 | 0-0 | 0 | (*NA) | 0-0 |
| Tom DeLeone..... | 1 | 0 | 1 | 0-0 | 0-0 | 0 | (*NA) | 0-0 |
| Bernard Jackson..... | 1 | 0 | 1 | 0-0 | 0-0 | 0 | (*NA) | 0-0 |
| Jim LeClair..... | 1 | 0 | 1 | 0-0 | 0-0 | 0 | (*NA) | 1-0 |
| Bob Trumphy..... | 1 | 0 | 1 | 0-0 | 0-0 | 0 | (*NA) | 0-0 |
| Mike Reid..... | 0 | 1 | 1 | 0-0 | 0-0 | 0 | (*NA) | 0-0 |

| BLOCKED KICKS | BP | BFG | BXP |
|---------------|----|-----|-----|
| (none)..... | 0 | 0 | 0 |

* NOTE: Time of possession was not recorded until 1977.

** NOTE: The two-point conversion was not instituted in the NFL until 1994.

*** NOTE: It was not standard practice to separate the three types of defensive statistics — defense, special teams and miscellaneous — until 1988. Thus, the defensive statistics listed above include the combined totals of all three types. All defensive statistics above are press box statistics produced at the games.

^ NOTE: Forced fumbles were not recorded until 1976.

1975 POSTSEASON STATISTICS

POSTSEASON RECORD: 0-1

HEAD COACH: PAUL BROWN
REGULAR-SEASON RECORD: 11-3
(2ND IN AFC CENTRAL: WILD CARD QUALIFIER)

| DATE | W-L | SCORE | OPPONENT | ATTENDANCE |
|------------|-----|-------|------------|------------|
| 12-28-75** | L | 28-31 | at Oakland | 53,039 |

** AFC Divisional Playoff

| TEAM STATISTICS | BENGALS | OPPONENTS |
|-------------------------|---------|-----------|
| TOTAL FIRST DOWNS..... | 17 | 27 |
| Rushing..... | 8 | 9 |
| Passing..... | 6 | 15 |
| Penalty..... | 3 | 3 |
| 3rd Down: Made-Att..... | 3-11 | 6-14 |
| 3rd Down: Pct..... | 27.3 | 42.9 |
| 4th Down: Made-Att..... | 1-2 | 0-0 |
| 4th Down: Pct..... | 50.0 | — |
| POSSESSION AVG..... | *NA | *NA |
| TOTAL NET YARDS..... | 258 | 358 |
| Avg. Per Game..... | 258.0 | 358.0 |
| Total Plays..... | 57 | 75 |
| Avg. Per Play..... | 4.5 | 4.8 |
| NET YARDS RUSHING..... | 97 | 173 |
| Avg. Per Game..... | 97.0 | 173.0 |
| Total Rushes..... | 25 | 51 |
| NET YARDS PASSING..... | 161 | 185 |
| Avg. Per Game..... | 161.0 | 185.0 |
| Sacked-Yards Lost..... | 5-40 | 1-14 |
| Gross Yards..... | 201 | 199 |
| Att.-Completions..... | 27-17 | 23-17 |
| Completion Pct..... | 63.0 | 73.9 |
| Had Intercepted..... | 0 | 1 |
| PUNTS-AVG..... | 6-35.8 | 1-38.0 |
| Net Punting Avg..... | 21.8 | 31.0 |
| PENALTIES-YARDS..... | 5-37 | 7-64 |
| FUMBLES-BALLS LOST..... | 1-0 | 2-1 |
| TOUCHDOWNS..... | 4 | 4 |
| Rushing..... | 2 | 1 |
| Passing..... | 2 | 3 |
| Returns..... | 0 | 0 |

| SCORE BY PERIODS | 1 | 2 | 3 | 4 | OT | PTS |
|------------------|---|----|---|----|----|-----|
| BENGALS..... | 0 | 7 | 7 | 14 | 0 | 28 |
| OPPONENTS..... | 3 | 14 | 7 | 7 | 0 | 31 |

| SCORING | TD | TD-R | TD-P | TD-R | PAT | FG | S | PTS |
|---------------------|----|------|------|------|-----|-----|---|-----|
| Isaac Curtis..... | 1 | 0 | 1 | 0 | — | — | 0 | 6 |
| Lenvil Elliott..... | 1 | 1 | 0 | 0 | — | — | 0 | 6 |
| Stan Fritts..... | 1 | 1 | 0 | 0 | — | — | 0 | 6 |
| Charlie Joiner..... | 1 | 0 | 1 | 0 | — | — | 0 | 6 |
| Dave Green..... | 0 | 0 | 0 | 0 | 4-4 | 0-0 | 0 | 4 |
| BENGALS..... | 4 | 2 | 2 | 0 | 4-4 | 0-0 | 0 | 28 |
| OPPONENTS..... | 4 | 1 | 3 | 0 | 4-4 | 1-3 | 0 | 31 |

Two-point conversions: *NA.

Fumbles-lost: Lyle Blackwood 1-0. BENGALS 1-0, OPPONENTS 2-1.

| PASSING | ATT | CMP | YDS | CMP% | YDS/ATT | TD | TD% | INT | INT% | LG | SKD-YDS | RAT |
|-------------------|-----|-----|-----|------|---------|----|------|-----|------|----|---------|-------|
| Ken Anderson..... | 27 | 17 | 201 | 63.0 | 7.44 | 2 | 7.4 | 0 | 0.0 | 37 | 5-40 | 110.3 |
| BENGALS..... | 27 | 17 | 201 | 63.0 | 7.44 | 2 | 7.4 | 0 | 0.0 | 37 | 5-40 | 110.3 |
| OPPONENTS..... | 23 | 17 | 199 | 73.9 | 8.65 | 3 | 13.0 | 1 | 4.3 | 36 | 1-14 | 121.2 |

| RUSHING | ATT | YDS | AVG | LG | TD |
|---------------------|-----|-----|-----|----|----|
| Boobie Clark..... | 8 | 46 | 5.8 | 10 | 0 |
| Lenvil Elliott..... | 4 | 25 | 6.3 | 9 | 1 |
| Stan Fritts..... | 6 | 14 | 2.3 | 6 | 1 |
| Ken Anderson..... | 3 | 12 | 4.0 | 8 | 0 |
| Essex Johnson..... | 3 | 0 | 0.0 | 6 | 0 |
| Ed Williams..... | 1 | 0 | 0.0 | 0 | 0 |
| BENGALS..... | 25 | 97 | 3.9 | 10 | 2 |
| OPPONENTS..... | 51 | 173 | 3.4 | 18 | 1 |

| RECEIVING | REC | YDS | AVG | LG | TD |
|---------------------|-----|-----|------|----|----|
| Boobie Clark..... | 4 | 38 | 9.5 | 26 | 0 |
| Chip Myers..... | 3 | 67 | 22.3 | 37 | 0 |
| Charlie Joiner..... | 3 | 60 | 20.0 | 28 | 1 |
| Isaac Curtis..... | 3 | 20 | 6.7 | 14 | 1 |
| Bruce Coslet..... | 2 | 14 | 7.0 | 9 | 0 |
| Lenvil Elliott..... | 1 | 9 | 9.0 | 9 | 0 |
| Bob Trumpy..... | 1 | -7 | -7.0 | 7 | 0 |
| BENGALS..... | 17 | 201 | 11.8 | 37 | 2 |
| OPPONENTS..... | 17 | 199 | 11.7 | 36 | 3 |

| INTERCEPTIONS | NO | YDS | AVG | LG | TD |
|----------------|----|-----|------|----|----|
| Ken Riley..... | 1 | 34 | 34.0 | 34 | 0 |
| BENGALS..... | 1 | 34 | 34.0 | 34 | 0 |
| OPPONENTS..... | 0 | 0 | — | — | 0 |

| PUNTING | NO | YDS | AVG | NET | TB | IN-20 | LG | BLK. |
|-----------------|----|-----|------|------|----|-------|----|------|
| Dave Green..... | 6 | 215 | 35.8 | 21.8 | 1 | 0 | 44 | 0 |
| BENGALS..... | 6 | 215 | 35.8 | 21.8 | 1 | 0 | 44 | 0 |
| OPPONENTS..... | 1 | 38 | 38.0 | 31.0 | 0 | 0 | 38 | 0 |

| PUNT RETURNS | NO | FC | YDS | AVG | LG | TD |
|---------------------|----|----|-----|------|----|----|
| Lyle Blackwood..... | 1 | 0 | 7 | 7.0 | 7 | 0 |
| BENGALS..... | 1 | 0 | 7 | 7.0 | 7 | 0 |
| OPPONENTS..... | 4 | 0 | 64 | 16.0 | 24 | 0 |

| KICKOFF RETURNS | NO | YDS | AVG | LG | TD |
|----------------------|----|-----|------|----|----|
| Bernard Jackson..... | 2 | 43 | 21.5 | 25 | 0 |
| Lenvil Elliott..... | 1 | 18 | 18.0 | 18 | 0 |
| Lemar Parrish..... | 1 | 10 | 10.0 | 10 | 0 |
| BENGALS..... | 4 | 71 | 17.8 | 25 | 0 |
| OPPONENTS..... | 5 | 121 | 24.2 | 37 | 0 |

| FIELD GOALS | 1-19 | 20-29 | 30-39 | 40-49 | 50+ |
|-----------------|------|-------|-------|-------|-----|
| Dave Green..... | 0-0 | 0-0 | 0-0 | 0-0 | 0-0 |
| BENGALS..... | 0-0 | 0-0 | 0-0 | 0-0 | 0-0 |
| OPPONENTS..... | 0-0 | 1-2 | 0-0 | 0-1 | 0-0 |

Dave Green: (—).
Opponents: (41S, 27G, 21B).

| DEFENSE*** | ST | AT | TT | SKS-YDS | INT-YDS | PD | ^FF | FR-YDS |
|----------------------|----|----|----|---------|---------|----|-------|--------|
| Jim LeClair..... | 13 | 0 | 13 | 0-0 | 0-0 | 1 | (*NA) | 0-0 |
| Bernard Jackson..... | 9 | 0 | 9 | 0-0 | 0-0 | 1 | (*NA) | 0-0 |
| Tommy Casanova..... | 7 | 0 | 7 | 0-0 | 0-0 | 1 | (*NA) | 0-0 |
| Ron Pritchard..... | 7 | 0 | 7 | 0-0 | 0-0 | 0 | (*NA) | 0-0 |
| Ken Riley..... | 4 | 0 | 4 | 0-0 | 1-34 | 2 | (*NA) | 0-0 |
| Sherman White..... | 4 | 0 | 4 | 0-0 | 0-0 | 0 | (*NA) | 0-0 |
| Al Beauchamp..... | 3 | 0 | 3 | 0-0 | 0-0 | 0 | (*NA) | 0-0 |
| Ken Johnson..... | 3 | 0 | 3 | 0-0 | 0-0 | 0 | (*NA) | 0-0 |
| Bob Brown..... | 2 | 0 | 2 | 1-14 | 0-0 | 0 | (*NA) | 0-0 |
| Ron Carpenter..... | 2 | 0 | 2 | 0-0 | 0-0 | 0 | (*NA) | 1-0 |
| Lemar Parrish..... | 2 | 0 | 2 | 0-0 | 0-0 | 1 | (*NA) | 0-0 |
| Brad Cousino..... | 1 | 0 | 1 | 0-0 | 0-0 | 0 | (*NA) | 0-0 |
| Dave Green..... | 1 | 0 | 1 | 0-0 | 0-0 | 0 | (*NA) | 0-0 |
| Bo Harris..... | 1 | 0 | 1 | 0-0 | 0-0 | 0 | (*NA) | 0-0 |
| Jack Novak..... | 1 | 0 | 1 | 0-0 | 0-0 | 0 | (*NA) | 0-0 |

| BLOCKED KICKS | BP | BFG | BXP |
|--------------------|----|-----|-----|
| Sherman White..... | 0 | 1 | 0 |

* NOTE: Time of possession was not recorded until 1977.

** NOTE: The two-point conversion was not instituted in the NFL until 1994.

*** NOTE: It was not standard practice to separate the three types of defensive statistics — defense, special teams and miscellaneous — until 1988. Thus, the defensive statistics listed above include the combined totals of all three types. All defensive statistics above are press box statistics produced at the games.

^ NOTE: Forced fumbles were not recorded until 1976.

1981 POSTSEASON STATISTICS

POSTSEASON RECORD: 2-1

HEAD COACH: FORREST GREGG
REGULAR-SEASON RECORD: 12-4
(1ST IN AFC CENTRAL)

| DATE | W-L | SCORE | OPPONENT | ATTENDANCE |
|------------|-----|-------|-------------------|------------|
| 1-3-82** | W | 28-21 | BUFFALO | 55,420 |
| 1-10-82*** | W | 27-7 | SAN DIEGO | 46,302 |
| 1-24-82# | L | 21-26 | VS. SAN FRANCISCO | 81,270 |

** AFC Divisional Playoff

*** AFC Championship

Super Bowl XVI (at Pontiac, Mich.)

| TEAM STATISTICS | BENGALS | OPPONENTS |
|-------------------------|---------|-----------|
| TOTAL FIRST DOWNS..... | 65 | 59 |
| Rushing..... | 26 | 31 |
| Passing..... | 33 | 24 |
| Penalty..... | 6 | 4 |
| 3rd Down: Made-Att..... | 17-34 | 16-36 |
| 3rd Down: Pct..... | 50.0 | 44.4 |
| 4th Down: Made-Att..... | 1-2 | 0-0 |
| 4th Down: Pct..... | 50.0 | — |
| POSSESSION AVG..... | 30:28 | 29:32 |
| TOTAL NET YARDS..... | 979 | 912 |
| Avg. Per Game..... | 326.3 | 304.0 |
| Total Plays..... | 180 | 183 |
| Avg. Per Play..... | 5.4 | 5.0 |
| NET YARDS RUSHING..... | 351 | 389 |
| Avg. Per Game..... | 117.0 | 129.7 |
| Total Rushes..... | 93 | 99 |
| NET YARDS PASSING..... | 628 | 523 |
| Avg. Per Game..... | 209.3 | 174.3 |
| Sacked-Yards Lost..... | 9-39 | 3-21 |
| Gross Yards..... | 667 | 544 |
| Att.-Completions..... | 78-54 | 81-44 |
| Completion Pct..... | 69.2 | 54.3 |
| Had Intercepted..... | 2 | 4 |
| PUNTS-AVG..... | 10-40.1 | 9-41.1 |
| Net Punting Avg..... | 36.0 | 34.2 |
| PENALTIES-YARDS..... | 16-126 | 16-136 |
| FUMBLES-BALLS LOST..... | 5-3 | 6-3 |
| TOUCHDOWNS..... | 10 | 6 |
| Rushing..... | 5 | 3 |
| Passing..... | 5 | 3 |
| Returns..... | 0 | 0 |

| SCORE BY PERIODS | 1 | 2 | 3 | 4 | OT | PTS |
|------------------|----|----|----|----|----|-----|
| BENGALS..... | 24 | 7 | 17 | 28 | 0 | 76 |
| OPPONENTS..... | 7 | 27 | 7 | 13 | 0 | 54 |

| SCORING | TD | TD-R | TD-P | TD-RT | PAT | FG | S | PTS |
|------------------------|----|------|------|-------|-------|-----|---|-----|
| Jim Breech..... | 0 | 0 | 0 | 0 | 10-10 | 2-3 | 0 | 16 |
| Charles Alexander..... | 2 | 2 | 0 | 0 | — | — | 0 | 12 |
| Pete Johnson..... | 2 | 2 | 0 | 0 | — | — | 0 | 12 |
| Dan Ross..... | 2 | 0 | 2 | 0 | — | — | 0 | 12 |
| Ken Anderson..... | 1 | 1 | 0 | 0 | — | — | 0 | 6 |
| Don Bass..... | 1 | 0 | 1 | 0 | — | — | 0 | 6 |
| Cris Collinsworth..... | 1 | 0 | 1 | 0 | — | — | 0 | 6 |
| M.L. Harris..... | 1 | 0 | 1 | 0 | — | — | 0 | 6 |
| BENGALS..... | 10 | 5 | 5 | 0 | 10-10 | 2-3 | 0 | 76 |
| OPPONENTS..... | 6 | 3 | 3 | 0 | 6-6 | 4-6 | 0 | 54 |

Two-point conversions: *NA.

Fumbles-lost: Cris Collinsworth 2-1, Archie Griffin 1-1, Dan Ross 1-1, Pete Johnson 1-0. BENGALS 5-3, OPPONENTS 6-3.

| PASSING | ATT | CMP | YDS | CMP% | YDS/ATT | TD | TD% | INT | INT% | LG | SKD-YDS | RAT |
|--------------------|-----|-----|-----|-------|---------|----|-----|-----|------|----|---------|-------|
| Ken Anderson..... | 77 | 53 | 653 | 68.8 | 8.48 | 5 | 6.5 | 2 | 2.6 | 49 | 9-39 | 105.6 |
| Jack Thompson..... | 1 | 1 | 14 | 100.0 | 14.00 | 0 | 0.0 | 0 | 0.0 | 14 | 0-0 | 118.8 |
| BENGALS..... | 78 | 54 | 667 | 69.2 | 8.55 | 5 | 6.4 | 2 | 2.6 | 49 | 9-39 | 106.1 |
| OPPONENTS..... | 81 | 44 | 544 | 54.3 | 6.72 | 3 | 3.7 | 4 | 4.9 | 54 | 3-21 | 67.1 |

| RUSHING | ATT | YDS | AVG | LG | TD |
|------------------------|-----|-----|-----|-----|----|
| Pete Johnson..... | 52 | 161 | 3.1 | 11 | 2 |
| Charles Alexander..... | 27 | 111 | 4.1 | 20t | 2 |
| Ken Anderson..... | 11 | 69 | 6.3 | 13 | 1 |
| Archie Griffin..... | 2 | 8 | 4.0 | 4 | 0 |
| Cris Collinsworth..... | 1 | 2 | 2.0 | 2 | 0 |
| BENGALS..... | 93 | 351 | 3.8 | 20t | 5 |
| OPPONENTS..... | 99 | 389 | 3.9 | 44t | 3 |

| RECEIVING | REC | YDS | AVG | LG | TD |
|------------------------|-----|-----|------|----|----|
| Dan Ross..... | 22 | 244 | 11.1 | 19 | 2 |
| Cris Collinsworth..... | 9 | 159 | 17.7 | 49 | 1 |
| Isaac Curtis..... | 6 | 92 | 15.3 | 22 | 0 |
| Pete Johnson..... | 6 | 45 | 7.5 | 14 | 0 |
| Charles Alexander..... | 6 | 38 | 6.3 | 16 | 0 |
| Steve Kreider..... | 3 | 78 | 26.0 | 42 | 0 |
| M.L. Harris..... | 1 | 8 | 8.0 | 8t | 1 |
| Don Bass..... | 1 | 3 | 3.0 | 3t | 1 |
| BENGALS..... | 54 | 667 | 12.4 | 49 | 5 |
| OPPONENTS..... | 44 | 544 | 12.4 | 54 | 3 |

| INTERCEPTIONS | NO | YDS | AVG | LG | TD |
|--------------------|----|-----|------|----|----|
| Bobby Kemp..... | 1 | 24 | 24.0 | 24 | 0 |
| Bo Harris..... | 1 | 16 | 16.0 | 16 | 0 |
| Louis Breeden..... | 1 | 0 | 0.0 | 0 | 0 |
| Ken Riley..... | 1 | 0 | 0.0 | 0 | 0 |
| BENGALS..... | 4 | 40 | 10.0 | 24 | 0 |
| OPPONENTS..... | 2 | 52 | 26.0 | 27 | 0 |

| PUNTING | NO | YDS | AVG | NET | TB | IN-20 | LG | BLK. |
|-------------------|----|-----|------|------|----|-------|----|------|
| Pat McInally..... | 10 | 401 | 40.1 | 36.0 | 1 | 2 | 60 | 0 |
| BENGALS..... | 10 | 401 | 40.1 | 36.0 | 1 | 2 | 60 | 0 |
| OPPONENTS..... | 9 | 370 | 41.1 | 34.2 | 0 | 0 | 50 | 0 |

| PUNT RETURNS | NO | FC | YDS | AVG | LG | TD |
|------------------|----|----|-----|------|----|----|
| Mike Fuller..... | 5 | 2 | 62 | 12.4 | 27 | 0 |
| BENGALS..... | 5 | 2 | 62 | 12.4 | 27 | 0 |
| OPPONENTS..... | 4 | 1 | 21 | 5.3 | 7 | 0 |

| KICKOFF RETURNS | NO | YDS | AVG | LG | TD |
|---------------------|----|-----|------|----|----|
| David Verser..... | 10 | 186 | 18.6 | 40 | 0 |
| Guy Frazier..... | 1 | 0 | 0.0 | 0 | 0 |
| Archie Griffin..... | 1 | 0 | 0.0 | 0 | 0 |
| BENGALS..... | 12 | 186 | 15.5 | 40 | 0 |
| OPPONENTS..... | 14 | 254 | 18.1 | 36 | 0 |

| FIELD GOALS | 1-19 | 20-29 | 30-39 | 40-49 | 50+ |
|-----------------|------|-------|-------|-------|-----|
| Jim Breech..... | 0-0 | 0-0 | 2-3 | 0-0 | 0-0 |
| BENGALS..... | 0-0 | 0-0 | 2-3 | 0-0 | 0-0 |
| OPPONENTS..... | 0-0 | 3-3 | 0-1 | 1-1 | 0-1 |

Jim Breech: (33B), (31G, 38G), (—).

Opponents: (—), (37S, 50S), (22G, 26G, 40G, 23G).

| DEFENSE** | ST | AT | TT | SKS-YDS | INT-YDS | PD | FF | FR-YDS |
|----------------------|----|----|----|---------|---------|----|----|--------|
| Ross Browner..... | 20 | 4 | 24 | 1-9 | 0-0 | 0 | 0 | 1-0 |
| Reggie Williams..... | 12 | 7 | 19 | 0-0 | 0-0 | 3 | 1 | 0-0 |
| Bryan Hicks..... | 14 | 4 | 18 | 0-0 | 0-0 | 2 | 1 | 0-0 |
| Bo Harris..... | 13 | 5 | 18 | 1-5 | 1-16 | 1 | 0 | 0-0 |
| Glenn Cameron..... | 9 | 9 | 18 | 0-0 | 0-0 | 3 | 1 | 0-0 |
| Louis Breeden..... | 14 | 1 | 15 | 0-0 | 1-0 | 7 | 0 | 0-0 |
| Bobby Kemp..... | 9 | 6 | 15 | 0-0 | 1-24 | 7 | 0 | 0-0 |
| Jim LeClair..... | 6 | 6 | 12 | 0-0 | 0-0 | 3 | 0 | 0-0 |
| Eddie Edwards..... | 5 | 3 | 8 | 1-7 | 0-0 | 0 | 0 | 0-0 |
| Ken Riley..... | 6 | 1 | 7 | 0-0 | 1-0 | 6 | 0 | 0-0 |
| Wilson Whitley..... | 4 | 3 | 7 | 0-0 | 0-0 | 0 | 0 | 0-0 |
| Ray Griffin..... | 6 | 0 | 6 | 0-0 | 0-0 | 1 | 0 | 0-0 |
| Tom Dinkel..... | 3 | 3 | 6 | 0-0 | 0-0 | 0 | 0 | 0-0 |
| Rick Razzano..... | 4 | 0 | 4 | 0-0 | 0-0 | 0 | 1 | 0-0 |
| Mike St. Clair..... | 2 | 2 | 4 | 0-0 | 0-0 | 0 | 0 | 0-0 |
| Oliver Davis..... | 1 | 2 | 3 | 0-0 | 0-0 | 0 | 0 | 0-0 |
| Mike Fuller..... | 2 | 0 | 2 | 0-0 | 0-0 | 0 | 0 | 0-0 |
| Guy Frazier..... | 1 | 1 | 2 | 0-0 | 0-0 | 0 | 0 | 0-0 |
| John Simmons..... | 1 | 1 | 2 | 0-0 | 0-0 | 0 | 0 | 1-0 |
| Jim Breech..... | 1 | 0 | 1 | 0-0 | 0-0 | 0 | 0 | 0-0 |
| Jim Hargrove..... | 1 | 0 | 1 | 0-0 | 0-0 | 0 | 0 | 0-0 |
| Max Montoya..... | 1 | 0 | 1 | 0-0 | 0-0 | 0 | 1 | 0-0 |
| David Verser..... | 1 | 0 | 1 | 0-0 | 0-0 | 0 | 0 | 0-0 |
| Mike Wilson..... | 1 | 0 | 1 | 0-0 | 0-0 | 0 | 0 | 0-0 |
| Blair Bush..... | 0 | 1 | 1 | 0-0 | 0-0 | 0 | 0 | 0-0 |
| Don Bass..... | 0 | 0 | 0 | 0-0 | 0-0 | 1 | 0 | 1-0 |

| BLOCKED KICKS | BP | BFG | BXP |
|---------------|----|-----|-----|
| (none)..... | 0 | 0 | 0 |

* NOTE: The two-point conversion was not instituted in the NFL until 1994.

** NOTE: It was not standard practice to separate the three types of defensive statistics — defense, special teams and miscellaneous — until 1988. Thus, the defensive statistics listed above include the combined totals of all three types. All defensive statistics above are press box statistics produced at the games.

1982 POSTSEASON STATISTICS

POSTSEASON RECORD: 0-1

HEAD COACH: FORREST GREGG
REGULAR-SEASON RECORD: 7-2
(3RD IN AFC)

| DATE | W-L | SCORE | OPPONENT | ATTENDANCE |
|---------|-----|-------|-----------|------------|
| 1-9-83+ | L | 17-44 | N.Y. JETS | 57,560 |

+ AFC First-Round Playoff (Super Bowl Tournament)

| TEAM STATISTICS | | BENGALS | OPPONENTS |
|--------------------|-------|---------|-----------|
| TOTAL FIRST DOWNS | | 23 | 27 |
| Rushing | | 3 | 12 |
| Passing | | 18 | 13 |
| Penalty | | 2 | 2 |
| 3rd Down: Made-Att | | 7-10 | 6-9 |
| 3rd Down: Pct | | 70.0 | 66.7 |
| 4th Down: Made-Att | | 0-0 | 0-0 |
| 4th Down: Pct | | — | — |
| POSSESSION AVG | | 31:16 | 28:44 |
| TOTAL NET YARDS | | 395 | 517 |
| Avg. Per Game | | 395.0 | 517.0 |
| Total Plays | | 61 | 63 |
| Avg. Per Play | | 6.5 | 8.2 |
| NET YARDS RUSHING | | 62 | 234 |
| Avg. Per Game | | 62.0 | 234.0 |
| Total Rushes | | 21 | 34 |
| NET YARDS PASSING | | 333 | 283 |
| Avg. Per Game | | 333.0 | 283.0 |
| Sacked-Yards Lost | | 4-21 | 0-0 |
| Gross Yards | | 354 | 283 |
| Att.-Completions | | 36-26 | 29-21 |
| Completion Pct | | 72.2 | 72.4 |
| Had Intercepted | | 3 | 1 |
| PUNTS-AVG | | 2-43.0 | 0-0.0 |
| Net Punting Avg | | 42.0 | — |
| PENALTIES-YARDS | | 7-60 | 12-95 |
| FUMBLES-BALLS LOST | | 2-1 | 2-1 |
| TOUCHDOWNS | | 2 | 5 |
| Rushing | | 0 | 2 |
| Passing | | 2 | 2 |
| Returns | | 0 | 1 |

| SCORE BY PERIODS | 1 | 2 | 3 | 4 | OT | PTS |
|------------------|-------|----|----|---|----|-----|
| BENGALS | | 14 | 0 | 3 | 0 | 17 |
| OPPONENTS | | 3 | 17 | 3 | 21 | 44 |

| SCORING | TD | TD-R | TD-P | TD-RT | PAT | FG | S | PTS |
|-------------------|----|------|------|-------|-----|-----|---|-----|
| Isaac Curtis..... | 1 | 0 | 1 | 0 | — | — | 0 | 6 |
| Dan Ross..... | 1 | 0 | 1 | 0 | — | — | 0 | 6 |
| Jim Breech..... | 0 | 0 | 0 | 0 | 2-2 | 1-2 | 0 | 5 |
| BENGALS..... | 2 | 0 | 2 | 0 | 2-2 | 1-2 | 0 | 17 |
| OPPONENTS..... | 5 | 2 | 2 | 1 | 5-5 | 3-3 | 0 | 44 |

Two-point conversions: *NA

Fumbles-lost: Archie Griffin 1-1, David Verser 1-0. BENGALS 2-1, OPPONENTS 2-1.

| PASSING | ATT | CMP | YDS | CMP% | YDS/ATT | TD | TD% | INT | INT% | LG | SKD-YDS | RAT |
|---------------------|-----|-----|-----|------|---------|----|-----|-----|------|----|---------|-------|
| Ken Anderson | 35 | 26 | 354 | 74.3 | 10.11 | 2 | 5.7 | 3 | 8.6 | 53 | 4-21 | 89.5 |
| Turk Schonert | 1 | 0 | 0 | 0.0 | 0.0 | 0 | 0.0 | 0 | 0.0 | — | 0-0 | 39.6 |
| BENGALS | 36 | 26 | 354 | 72.2 | 9.83 | 2 | 5.6 | 3 | 8.3 | 53 | 4-21 | 87.0 |
| OPPONENTS | 29 | 21 | 283 | 72.4 | 9.76 | 2 | 6.9 | 1 | 3.4 | 49 | 0-0 | 111.7 |

| RUSHING | ATT | YDS | AVG | LG | TD |
|-------------------------|-----|-----|-----|----|----|
| Pete Johnson..... | 9 | 26 | 2.9 | 14 | 0 |
| Archie Griffin..... | 3 | 17 | 5.7 | 8 | 0 |
| Charles Alexander | 7 | 14 | 2.0 | 6 | 0 |
| Ken Anderson..... | 2 | 5 | 2.5 | 3 | 0 |
| BENGALS..... | 21 | 62 | 3.0 | 14 | 0 |
| OPPONENTS..... | 34 | 234 | 6.9 | 35 | 2 |

| RECEIVING | REC | YDS | AVG | LG | TD |
|------------------------|-----|-----|------|-----|----|
| Cris Collinsworth..... | 7 | 120 | 17.1 | 53 | 0 |
| Dan Ross..... | 6 | 89 | 14.8 | 26 | 1 |
| Isaac Curtis..... | 3 | 63 | 21.0 | 32t | 1 |
| Steve Kreider..... | 3 | 41 | 13.7 | 17 | 0 |
| Archie Griffin..... | 3 | 14 | 4.7 | 6 | 0 |
| Pete Johnson..... | 3 | 7 | 2.3 | 9 | 0 |
| M.L. Harris..... | 1 | 20 | 20.0 | 20 | 0 |
| BENGALS..... | 26 | 354 | 13.6 | 53 | 2 |
| OPPONENTS..... | 21 | 283 | 13.5 | 49 | 2 |

| INTERCEPTIONS | NO | YDS | AVG | LG | TD |
|-----------------|----|-----|------|-----|----|
| Ken Riley | 1 | 0 | 0.0 | 0 | 0 |
| BENGALS | 1 | 0 | 0.0 | 0 | 0 |
| OPPONENTS | 3 | 138 | 46.0 | 98t | 1 |

| PUNTING | NO | YDS | AVG | NET | TB | IN-20 | LG | BLK. |
|------------------|----|-----|------|------|----|-------|----|------|
| Pat McNally..... | 2 | 86 | 43.0 | 42.0 | 0 | 0 | 45 | 0 |
| BENGALS..... | 2 | 86 | 43.0 | 42.0 | 0 | 0 | 45 | 0 |
| OPPONENTS..... | 0 | 0 | — | — | 0 | 0 | — | 0 |

| PUNT RETURNS | NO | FC | YDS | AVG | LG | TD |
|-----------------|----|----|-----|-----|----|----|
| (none).....0 | 0 | 0 | — | — | 0 | |
| BENGALS.....0 | 0 | 0 | — | — | 0 | |
| OPPONENTS.....1 | 1 | 2 | 2.0 | 2 | 0 | |

| KICKOFF RETURNS | NO | YDS | AVG | LG | TD |
|-------------------|----|-----|------|----|----|
| David Verser..... | 7 | 116 | 16.6 | 21 | 0 |
| Rodney Tate..... | 1 | 22 | 22.0 | 22 | 0 |
| BENGALS..... | 8 | 138 | 17.3 | 22 | 0 |
| OPPONENTS..... | 4 | 69 | 17.3 | 20 | 0 |

| FIELD GOALS | 1-19 | 20-29 | 30-39 | 40-49 | 50+ |
|-----------------|------|-------|-------|-------|-----|
| Jim Breech..... | 0-0 | 1-1 | 0-0 | 0-1 | 0-0 |
| BENGALS | 0-0 | 1-1 | 0-0 | 0-1 | 0-0 |
| OPPONENTS | 0-0 | 1-1 | 1-1 | 1-1 | 0-0 |

Jim Breech: (20G, 46WR).

Opponents: (32G, 24G, 47G).

| DEFENSE** | ST | AT | TT | SKS-YDS | INT-YDS | PD | FF | FR-YDS |
|----------------------|----|----|----|---------|---------|----|----|--------|
| Glenn Cameron..... | 8 | 0 | 8 | 0-0 | 0-0 | 0 | 0 | 0-0 |
| Ross Browner..... | 6 | 2 | 8 | 0-0 | 0-0 | 0 | 0 | 0-0 |
| Reggie Williams..... | 6 | 1 | 7 | 0-0 | 0-0 | 0 | 0 | 0-0 |
| Ken Riley..... | 5 | 1 | 6 | 0-0 | 1-0 | 1 | 0 | 0-0 |
| Ray Griffin..... | 5 | 0 | 5 | 0-0 | 0-0 | 0 | 0 | 0-0 |
| Bobby Kemp..... | 5 | 0 | 5 | 0-0 | 0 | 1 | 2 | 0-0 |
| Mike Fuller..... | 4 | 0 | 4 | 0-0 | 0-0 | 0 | 0 | 1-20 |
| Bo Harris..... | 4 | 0 | 4 | 0-0 | 0-0 | 0 | 0 | 0-0 |
| Jim LeClair..... | 2 | 2 | 4 | 0-0 | 0-0 | 0 | 0 | 0-0 |
| Louis Breeden..... | 1 | 2 | 3 | 0-0 | 0-0 | 0 | 0 | 0-0 |
| Eddie Edwards..... | 2 | 0 | 2 | 0-0 | 0-0 | 0 | 0 | 0-0 |
| Bryan Hicks..... | 2 | 0 | 2 | 0-0 | 0-0 | 0 | 0 | 0-0 |
| John Simmons..... | 2 | 0 | 2 | 0-0 | 0-0 | 0 | 0 | 0-0 |
| Oliver Davis..... | 1 | 0 | 1 | 0-0 | 0-0 | 0 | 0 | 0-0 |
| Guy Frazier..... | 1 | 0 | 1 | 0-0 | 0-0 | 0 | 0 | 0-0 |
| Robert Jackson..... | 1 | 0 | 1 | 0-0 | 0-0 | 0 | 0 | 0-0 |
| Anthony Munoz..... | 1 | 0 | 1 | 0-0 | 0-0 | 0 | 0 | 0-0 |
| Dan Ross..... | 1 | 0 | 1 | 0-0 | 0-0 | 0 | 0 | 0-0 |
| David Verser..... | 1 | 0 | 1 | 0-0 | 0-0 | 0 | 0 | 0-0 |
| Wilson Whitley..... | 1 | 0 | 1 | 0-0 | 0-0 | 1 | 0 | 0-0 |
| Rick Razzano..... | 0 | 1 | 1 | 0-0 | 0-0 | 0 | 0 | 0-0 |

| BLOCKED KICKS | BP | BFG | BXP |
|---------------|----|-----|-----|
| (none) | 0 | 0 | 0 |

* NOTE: The two-point conversion was not instituted in the NFL until 1994.

** NOTE: It was not standard practice to separate the three types of defensive statistics — defense, special teams and miscellaneous — until 1988. Thus, the defensive statistics listed above include the combined totals of all three types. All defensive statistics above are press box statistics produced at the games.

1988 POSTSEASON STATISTICS

POSTSEASON RECORD: 2-1

HEAD COACH: SAM WYCHE
REGULAR-SEASON RECORD: 12-4
(1ST IN AFC CENTRAL)

| DATE | W-L | SCORE | OPPONENT | ATTENDANCE |
|------------|-----|-------|-------------------|------------|
| 12-31-88** | W | 21-13 | SEATTLE | 58,560 |
| 1-8-89*** | W | 21-10 | BUFFALO | 59,747 |
| 1-22-89## | L | 16-20 | vs. San Francisco | 75,129 |

** AFC Divisional Playoff

*** AFC Championship

Super Bowl XXIII (at Miami, Fla.)

TEAM STATISTICS

| | BENGALS | OPPONENTS |
|-------------------------|---------|-----------|
| TOTAL FIRST DOWNS..... | 58 | 52 |
| Rushing..... | 39 | 9 |
| Passing..... | 16 | 40 |
| Penalty..... | 3 | 3 |
| 3rd Down: Made-Att..... | 17-41 | 6-35 |
| 3rd Down: Pct..... | 41.5 | 17.1 |
| 4th Down: Made-Att..... | 1-3 | 2-5 |
| 4th Down: Pct..... | 33.3 | 40.0 |
| POSSESSION AVG..... | 35:50 | 24:10 |
| TOTAL NET YARDS..... | 823 | 928 |
| Avg. Per Game..... | 274.3 | 309.3 |
| Total Plays..... | 199 | 186 |
| Avg. Per Play..... | 4.1 | 5.0 |
| NET YARDS RUSHING..... | 535 | 179 |
| Avg. Per Game..... | 178.3 | 59.7 |
| Total Rushes..... | 125 | 60 |
| NET YARDS PASSING..... | 288 | 749 |
| Avg. Per Game..... | 96.0 | 249.7 |
| Sacked-Yards Lost..... | 10-58 | 10-68 |
| Gross Yards..... | 346 | 817 |
| Att.-Completions..... | 64-29 | 116-61 |
| Completion Pct..... | 45.3 | 52.6 |
| Had Intercepted..... | 3 | 5 |
| PUNTS-AVG..... | 17-42.2 | 16-42.8 |
| Net Punting Avg..... | 37.1 | 39.8 |
| PENALTIES-YARDS..... | 13-139 | 14-127 |
| FUMBLES-BALLS LOST..... | 6-2 | 5-2 |
| TOUCHDOWNS..... | 7 | 5 |
| Rushing..... | 5 | 1 |
| Passing..... | 1 | 4 |
| Returns..... | 1 | 0 |

SCORE BY PERIODS

| | 1 | 2 | 3 | 4 | OT | PTS |
|----------------|----|----|----|----|----|-----|
| BENGALS..... | 14 | 24 | 10 | 10 | 0 | 58 |
| OPPONENTS..... | 3 | 10 | 3 | 27 | 0 | 43 |

SCORING

| | TD | TD-R | TD-P | TD-Rt | PAT | FG | S | PTS |
|------------------------|----|------|------|-------|-----|-----|---|-----|
| Ickey Woods..... | 3 | 0 | 0 | 0 | — | — | 0 | 18 |
| Jim Breech..... | 0 | 0 | 0 | 0 | 7-7 | 3-3 | 0 | 16 |
| Stanley Wilson..... | 2 | 2 | 0 | 0 | — | — | 0 | 12 |
| James Brooks..... | 1 | 0 | 1 | 0 | — | — | 0 | 6 |
| Stanford Jennings..... | 1 | 0 | 0 | 1 | — | — | 0 | 6 |
| BENGALS..... | 7 | 5 | 1 | 1 | 7-7 | 3-3 | 0 | 58 |
| OPPONENTS..... | 5 | 1 | 4 | 0 | 4-5 | 3-6 | 0 | 43 |

Two-point conversions: *NA.

Fumbles-lost: Boomer Esiason 3-1, Ira Hillary 2-1, Rickey Dixon 1-0. BENGALS 6-2, OPPONENTS 5-2.

| PASSING | ATT | CMP | YDS | CMP% | YDS/ATT | TD | TD% | INT | INT% | LG | SKD-YDS | RAT |
|---------------------|-----|-----|-----|------|---------|----|-----|-----|------|----|---------|------|
| Boomer Esiason..... | 64 | 29 | 346 | 45.3 | 5.41 | 1 | 1.6 | 3 | 4.7 | 30 | 10-58 | 48.0 |
| BENGALS..... | 64 | 29 | 346 | 45.3 | 5.41 | 1 | 1.6 | 3 | 4.7 | 30 | 10-58 | 48.0 |
| OPPONENTS..... | 116 | 61 | 817 | 52.6 | 7.04 | 4 | 3.4 | 5 | 4.3 | 44 | 10-68 | 68.8 |

| RUSHING | ATT | YDS | AVG | LG | TD |
|------------------------|-----|-----|-----|----|----|
| Ickey Woods..... | 72 | 307 | 4.3 | 30 | 3 |
| James Brooks..... | 26 | 102 | 3.9 | 26 | 0 |
| Stanley Wilson..... | 12 | 74 | 6.2 | 20 | 2 |
| Boomer Esiason..... | 12 | 37 | 3.1 | 29 | 0 |
| Stanford Jennings..... | 3 | 15 | 5.0 | 8 | 0 |
| BENGALS..... | 125 | 535 | 4.3 | 30 | 5 |
| OPPONENTS..... | 60 | 179 | 3.0 | 13 | 1 |

| RECEIVING | REC | YDS | AVG | LG | TD |
|------------------------|-----|-----|------|----|----|
| Rodney Holman..... | 7 | 82 | 11.7 | 24 | 0 |
| Cris Collinsworth..... | 5 | 75 | 15.0 | 30 | 0 |
| James Brooks..... | 5 | 62 | 12.4 | 20 | 1 |
| Eddie Brown..... | 4 | 55 | 13.8 | 23 | 0 |
| Tim McGee..... | 4 | 37 | 9.3 | 18 | 0 |
| Jim Riggs..... | 3 | 18 | 6.0 | 13 | 0 |
| Ira Hillary..... | 1 | 17 | 17.0 | 17 | 0 |
| BENGALS..... | 29 | 346 | 11.9 | 30 | 1 |
| OPPONENTS..... | 61 | 817 | 13.4 | 44 | 4 |

| INTERCEPTIONS | NO | YDS | AVG | LG | TD |
|-----------------------|----|-----|------|----|----|
| Eric Thomas..... | 2 | 26 | 13.0 | 26 | 0 |
| David Fulcher..... | 1 | 0 | 0.0 | 0 | 0 |
| Solomon Wilcotts..... | 1 | 0 | 0.0 | 0 | 0 |
| Lewis Billups..... | 1 | -3 | -3.0 | -3 | 0 |
| BENGALS..... | 5 | 23 | 4.6 | 26 | 0 |
| OPPONENTS..... | 3 | 25 | 8.3 | 25 | 0 |

| PUNTING | NO | YDS | AVG | NET | TB | IN-20 | LG | BLK. |
|------------------|----|-----|------|------|----|-------|----|------|
| Lee Johnson..... | 17 | 718 | 42.2 | 37.1 | 0 | 7 | 63 | 0 |
| BENGALS..... | 17 | 718 | 42.2 | 37.1 | 0 | 7 | 63 | 0 |
| OPPONENTS..... | 16 | 684 | 42.8 | 39.8 | 0 | 2 | 55 | 0 |

| PUNT RETURNS | NO | FC | YDS | AVG | LG | TD |
|-------------------|----|----|-----|-----|----|----|
| Ira Hillary..... | 6 | 1 | 43 | 7.2 | 16 | 0 |
| Ray Horton..... | 1 | 0 | 5 | 5.0 | 5 | 0 |
| Rickey Dixon..... | 1 | 0 | 0 | 0.0 | 0 | 0 |
| BENGALS..... | 8 | 1 | 48 | 6.0 | 16 | 0 |
| OPPONENTS..... | 9 | 2 | 88 | 9.8 | 45 | 0 |

| KICKOFF RETURNS | NO | YDS | AVG | LG | TD |
|------------------------|----|-----|------|-----|----|
| Stanford Jennings..... | 4 | 154 | 38.5 | 93t | 1 |
| Ira Hillary..... | 3 | 24 | 8.0 | 13 | 0 |
| James Brooks..... | 2 | 38 | 19.0 | 23 | 0 |
| BENGALS..... | 9 | 216 | 24.0 | 93t | 1 |
| OPPONENTS..... | 11 | 200 | 18.2 | 26 | 0 |

| FIELD GOALS | 1-19 | 20-29 | 30-39 | 40-49 | 50+ |
|-----------------|------|-------|-------|-------|-----|
| Jim Breech..... | 0-0 | 0-0 | 1-1 | 2-2 | 0-0 |
| BENGALS..... | 0-0 | 0-0 | 1-1 | 2-2 | 0-0 |
| OPPONENTS..... | 0-1 | 0-0 | 2-2 | 1-3 | 0-0 |

Jim Breech: (-), (-), (34G, 43G, 40G).

Opponents: (-), (43WL, 39G), (41G, 19WL, 32G, 49WR).

| DEFENSE** | ST | AT | TT | SKS-YDS | INT-YDS | PD | FF | FR-YDS |
|-----------------------|----|----|----|---------|---------|----|----|--------|
| Reggie Williams..... | 13 | 4 | 17 | 3-21 | 0-0 | 0 | 0 | 0-0 |
| Solomon Wilcotts..... | 12 | 2 | 14 | 0-0 | 1-0 | 2 | 0 | 0-0 |
| David Fulcher..... | 10 | 3 | 13 | 1-6 | 1-0 | 4 | 1 | 0-0 |
| Tim Krumrie..... | 8 | 5 | 13 | 0-0 | 0-0 | 0 | 1 | 0-0 |
| Lewis Billups..... | 9 | 3 | 12 | 0-0 | 1-(-3) | 7 | 0 | 0-0 |
| Eric Thomas..... | 10 | 1 | 11 | 0-0 | 2-26 | 10 | 0 | 0-0 |
| Jason Buck..... | 6 | 5 | 11 | 3-19 | 0-0 | 0 | 0 | 0-0 |
| Barney Bussey..... | 8 | 1 | 9 | 0-0 | 0-0 | 1 | 0 | 0-0 |
| Leon White..... | 8 | 1 | 9 | 0-0 | 0-0 | 0 | 0 | 0-0 |
| Carl Zander..... | 7 | 2 | 9 | 0-0 | 0-0 | 0 | 0 | 0-0 |
| Ray Horton..... | 6 | 2 | 8 | 0-0 | 0-0 | 0 | 1 | 0-0 |
| David Grant..... | 5 | 1 | 6 | 2-12 | 0-0 | 0 | 0 | 0-0 |
| Leo Barker..... | 4 | 1 | 5 | 0-0 | 0-0 | 0 | 0 | 0-0 |
| Rickey Dixon..... | 4 | 1 | 5 | 0-0 | 0-0 | 1 | 0 | 0-0 |
| Joe Kelly..... | 2 | 2 | 4 | 0-0 | 0-0 | 0 | 0 | 0-0 |
| Jim Skow..... | 2 | 1 | 3 | 1-10 | 0-0 | 0 | 0 | 2-0 |
| Skip McClendon..... | 2 | 0 | 2 | 0-0 | 0-0 | 0 | 0 | 0-0 |
| Emmanuel King..... | 0 | 1 | 1 | 0-0 | 0-0 | 0 | 0 | 0-0 |

| SPECIAL TEAMS** | ST | AT | TT | FF | FR-YDS | BP | BFG | BXP |
|------------------------|----|----|----|----|--------|----|-----|-----|
| Barney Bussey..... | 4 | 0 | 4 | 0 | 0-0 | 0 | 0 | 0 |
| Leo Barker..... | 2 | 2 | 4 | 0 | 0-0 | 0 | 0 | 0 |
| Carl Parker..... | 3 | 0 | 3 | 0 | 0-0 | 0 | 0 | 0 |
| Ed Brady..... | 2 | 1 | 3 | 0 | 0-0 | 0 | 0 | 0 |
| Jim Riggs..... | 2 | 0 | 2 | 0 | 0-0 | 0 | 0 | 0 |
| Daryl Smith..... | 2 | 0 | 2 | 0 | 0-0 | 0 | 0 | 0 |
| Leon White..... | 2 | 0 | 2 | 0 | 0-0 | 0 | 0 | 0 |
| Ray Horton..... | 1 | 0 | 1 | 0 | 0-0 | 0 | 0 | 0 |
| Stanley Wilson..... | 1 | 0 | 1 | 0 | 0-0 | 0 | 0 | 0 |
| Stanford Jennings..... | 0 | 1 | 1 | 0 | 0-0 | 0 | 0 | 0 |
| Emmanuel King..... | 0 | 1 | 1 | 0 | 0-0 | 0 | 0 | 0 |

MISCELLANEOUS DEFENSE**

| ST | AT | TT | FF | FR-YDS |
|--------------------|----|----|----|--------|
| Eddie Brown..... | 1 | 0 | 1 | 0 |
| Rodney Holman..... | 1 | 0 | 1 | 0 |

* NOTE: The two-point conversion was not instituted in the NFL until 1994.

** NOTE: All defensive statistics above are press box statistics produced at the games.

1990 POSTSEASON STATISTICS

POSTSEASON RECORD: 1-1

HEAD COACH: SAM WYCHE
REGULAR-SEASON RECORD: 9-7
(1ST IN AFC CENTRAL)

| DATE | W-L | SCORE | OPPONENT | ATTENDANCE |
|-----------|-----|-------|-----------------|------------|
| 1-6-91* | W | 41-14 | HOUSTON | 60,012 |
| 1-13-91** | L | 10-20 | at L.A. Raiders | 92,045 |

* AFC Wild Card Playoff
** AFC Divisional Playoff

| TEAM STATISTICS | BENGALS | OPPONENTS |
|---------------------|---------|-----------|
| TOTAL FIRST DOWNS | 36 | 33 |
| Rushing | 22 | 15 |
| Passing | 12 | 18 |
| Penalty | 2 | 0 |
| 3rd Down: Made-Att. | 9-25 | 7-20 |
| 3rd Down: Pct. | 36.0 | 35.0 |
| 4th Down: Made-Att. | 2-2 | 1-2 |
| 4th Down: Pct. | 100.0 | 50.0 |
| POSSESSION AVG. | 34:01 | 25:59 |
| TOTAL NET YARDS | 531 | 615 |
| Avg. Per Game | 265.5 | 307.5 |
| Total Plays | 117 | 103 |
| Avg. Per Play | 4.5 | 6.0 |
| NET YARDS RUSHING | 311 | 302 |
| Avg. Per Game | 155.5 | 151.0 |
| Total Rushes | 73 | 45 |
| NET YARDS PASSING | 220 | 313 |
| Avg. Per Game | 110.0 | 156.5 |
| Sacked-Yards Lost | 4-46 | 4-24 |
| Att.-Completions | 40-23 | 54-27 |
| Completion Pct. | 57.5 | 50.0 |
| Had Intercepted | 0 | 2 |
| PUNTS-AVG. | 8-49.1 | 8-41.9 |
| Net Punting Avg. | 41.8 | 34.1 |
| PENALTIES-YARDS | 5-45 | 5-33 |
| FUMBLES-BALLS LOST | 2-0 | 2-1 |
| TOUCHDOWNS | 6 | 4 |
| Rushing | 3 | 0 |
| Passing | 3 | 4 |
| Returns | 0 | 0 |

| SCORE BY PERIODS | 1 | 2 | 3 | 4 | OT | PTS |
|------------------|----|----|----|----|----|-----|
| BENGALS | 10 | 13 | 14 | 14 | 0 | 51 |
| OPPONENTS | 0 | 7 | 10 | 17 | 0 | 34 |

| SCORING | TD | TD-R | TD-P | TD-R | PAT | FG | S | PTS |
|-------------------|----|------|------|------|-----|-----|---|-----|
| Jim Breech | 0 | 0 | 0 | 0 | 6-6 | 3-3 | 0 | 15 |
| Eric Ball | 1 | 1 | 0 | 0 | — | — | 0 | 6 |
| Boomer Esiason | 1 | 1 | 0 | 0 | — | — | 0 | 6 |
| Harold Green | 1 | 0 | 1 | 0 | — | — | 0 | 6 |
| Stanford Jennings | 1 | 0 | 1 | 0 | — | — | 0 | 6 |
| Eric Kattus | 1 | 0 | 1 | 0 | — | — | 0 | 6 |
| Ickey Woods | 1 | 1 | 0 | 0 | — | — | 0 | 6 |
| BENGALS | 6 | 3 | 3 | 0 | 6-6 | 3-3 | 0 | 51 |
| OPPONENTS | 4 | 0 | 4 | 0 | 4-4 | 2-2 | 0 | 34 |

Two-point conversions: *NA.

Fumbles-lost: David Fulcher 1-0, Stanford Jennings 1-0.
BENGALS 2-0, OPPONENTS 2-1.

| PASSING | ATT | CMP | YDS | CMP% | YDS/ATT | TD | TD% | INT | INT% | LG | SKD-YDS | RAT |
|----------------|-----|-----|-----|------|---------|----|-----|-----|------|-----|---------|-------|
| Boomer Esiason | 35 | 22 | 254 | 62.9 | 7.26 | 3 | 8.6 | 0 | 0.0 | 46 | 4-46 | 113.3 |
| Erik Wilhelm | 5 | 1 | 12 | 20.0 | 2.40 | 0 | 0.0 | 0 | 0.0 | 12 | 0-0 | 39.6 |
| BENGALS | 40 | 23 | 266 | 57.5 | 6.65 | 3 | 7.5 | 0 | 0.0 | 46 | 4-46 | 102.7 |
| OPPONENTS | 54 | 27 | 337 | 50.0 | 6.24 | 4 | 7.4 | 2 | 3.7 | 41t | 4-24 | 79.0 |

| RUSHING | ATT | YDS | AVG | LG | TD |
|-------------------|-----|-----|------|----|----|
| Ickey Woods | 17 | 84 | 4.9 | 18 | 1 |
| Boomer Esiason | 7 | 68 | 9.7 | 14 | 1 |
| Harold Green | 11 | 55 | 5.0 | 12 | 0 |
| Eric Ball | 12 | 47 | 3.9 | 14 | 1 |
| James Brooks | 17 | 43 | 2.5 | 14 | 0 |
| Stanford Jennings | 6 | 16 | 2.7 | 10 | 0 |
| Erik Wilhelm | 3 | -2 | -0.7 | 0 | 0 |
| BENGALS | 73 | 311 | 4.3 | 18 | 3 |
| OPPONENTS | 45 | 302 | 6.7 | 34 | 0 |

| RECEIVING | REC | YDS | AVG | LG | TD |
|-------------------|-----|-----|------|-----|----|
| Rodney Holman | 4 | 102 | 25.5 | 46 | 0 |
| Eddie Brown | 4 | 32 | 8.0 | 15 | 0 |
| Stanford Jennings | 3 | 23 | 7.7 | 12 | 1 |
| Tim McGee | 3 | 23 | 7.7 | 19 | 0 |
| Ickey Woods | 3 | 18 | 6.0 | 9 | 0 |
| Eric Kattus | 2 | 19 | 9.5 | 10 | 1 |
| Harold Green | 2 | 15 | 7.5 | 13 | 1 |
| James Brooks | 1 | 22 | 22.0 | 22 | 0 |
| Mike Barber | 1 | 12 | 12.0 | 12 | 0 |
| BENGALS | 23 | 266 | 11.6 | 46 | 3 |
| OPPONENTS | 27 | 337 | 12.5 | 41t | 4 |

| INTERCEPTIONS | NO | YDS | AVG | LG | TD |
|---------------|----|-----|------|----|----|
| David Fulcher | 2 | 54 | 27.0 | 43 | 0 |
| BENGALS | 2 | 54 | 27.0 | 43 | 0 |
| OPPONENTS | 0 | 0 | — | — | 0 |

| PUNTING | NO | YDS | AVG | NET | TB | IN-20 | LG | BLK. |
|-------------|----|-----|------|------|----|-------|----|------|
| Lee Johnson | 8 | 393 | 49.1 | 41.8 | 0 | 1 | 64 | 0 |
| BENGALS | 8 | 393 | 49.1 | 41.8 | 0 | 1 | 64 | 0 |
| OPPONENTS | 8 | 335 | 41.9 | 34.1 | 1 | 4 | 52 | 0 |

| PUNT RETURNS | NO | FC | YDS | AVG | LG | TD |
|----------------|----|----|-----|------|----|----|
| Mitchell Price | 3 | 0 | 42 | 14.0 | 34 | 0 |
| BENGALS | 3 | 0 | 42 | 14.0 | 34 | 0 |
| OPPONENTS | 4 | 2 | 59 | 14.8 | 19 | 0 |

| KICKOFF RETURNS | NO | YDS | AVG | LG | TD |
|-------------------|----|-----|------|----|----|
| Stanford Jennings | 4 | 86 | 21.5 | 30 | 0 |
| Eric Ball | 2 | 42 | 21.0 | 28 | 0 |
| Eddie Brown | 1 | 12 | 12.0 | 12 | 0 |
| BENGALS | 7 | 140 | 20.0 | 30 | 0 |
| OPPONENTS | 7 | 132 | 18.9 | 37 | 0 |

| FIELD GOALS | 1-19 | 20-29 | 30-39 | 40-49 | 50+ |
|-------------|------|-------|-------|-------|-----|
| Jim Breech | 0-0 | 2-2 | 1-1 | 0-0 | 0-0 |
| BENGALS | 0-0 | 2-2 | 1-1 | 0-0 | 0-0 |
| OPPONENTS | 0-0 | 1-1 | 0-0 | 1-1 | 0-0 |

Jim Breech: (27G, 30G), (27G).

Opponents: (—), (49G, 25G).

| DEFENSE** | ST | AT | TT | SKS-YDS | INT-YDS | PD | FF | FR-YDS |
|------------------|----|----|----|---------|---------|----|----|--------|
| Barney Bussey | 12 | 0 | 12 | 0-0 | 0-0 | 0 | 0 | 0-0 |
| Eric Thomas | 8 | 1 | 9 | 0-0 | 0-0 | 1 | 0 | 0-0 |
| David Grant | 7 | 2 | 9 | 1-5 | 0-0 | 2 | 0 | 0-0 |
| David Fulcher | 5 | 4 | 9 | 0-0 | 2-54 | 4 | 0 | 0-0 |
| James Francis | 6 | 2 | 8 | 0-0 | 0-0 | 1 | 0 | 1-0 |
| Tim Krumrie | 6 | 1 | 7 | 0-0 | 0-0 | 0 | 0 | 0-0 |
| Kevin Walker | 4 | 1 | 5 | 0-0 | 0-0 | 0 | 0 | 0-0 |
| Carl Zander | 4 | 1 | 5 | 1-10 | 0-0 | 1 | 0 | 0-0 |
| Lewis Billups | 4 | 0 | 4 | 0-0 | 0-0 | 1 | 0 | 0-0 |
| Rod Jones | 3 | 1 | 4 | 0-0 | 0-0 | 1 | 0 | 0-0 |
| Skip McClendon | 3 | 1 | 4 | 0-0 | 0-0 | 0 | 0 | 0-0 |
| Leon White | 3 | 0 | 3 | 0-0 | 0-0 | 0 | 0 | 0-0 |
| Solomon Wilcotts | 1 | 1 | 2 | 0-0 | 0-0 | 1 | 0 | 0-0 |
| Jason Buck | 1 | 0 | 1 | 1-3 | 0-0 | 0 | 0 | 0-0 |
| Carl Carter | 1 | 0 | 1 | 0-0 | 0-0 | 0 | 0 | 0-0 |
| (team) | — | — | — | 1-6 | — | — | — | — |

| SPECIAL TEAMS** | ST | AT | TT | FF | FR-YDS | BP | BFG | BXP |
|-----------------|----|----|----|----|--------|----|-----|-----|
| Ed Brady | 3 | 0 | 3 | 0 | 0-0 | 0 | 0 | 0 |
| Carl Zander | 1 | 1 | 2 | 0 | 0-0 | 0 | 0 | 0 |
| Eric Ball | 1 | 0 | 1 | 0 | 0-0 | 0 | 0 | 0 |
| Leo Barker | 1 | 0 | 1 | 0 | 0-0 | 0 | 0 | 0 |
| Barney Bussey | 1 | 0 | 1 | 0 | 0-0 | 0 | 0 | 0 |
| Carl Carter | 1 | 0 | 1 | 0 | 0-0 | 0 | 0 | 0 |
| Mitchell Price | 1 | 0 | 1 | 0 | 0-0 | 0 | 0 | 0 |
| Natu Tuatagaloa | 1 | 0 | 1 | 0 | 0-0 | 0 | 0 | 0 |
| Kevin Walker | 0 | 1 | 1 | 0 | 0-0 | 0 | 0 | 0 |

| MISCELLANEOUS DEFENSE** | ST | AT | TT | FF | FR-YDS |
|-------------------------|----|----|----|----|--------|
| (none) | 0 | 0 | 0 | 0 | 0-0 |

* NOTE: The two-point conversion was not instituted in the NFL until 1994.

** NOTE: All defensive statistics above are press box statistics produced at the games.

2005 POSTSEASON STATISTICS

POSTSEASON RECORD: 0-1

HEAD COACH: MARVIN LEWIS
REGULAR-SEASON RECORD: 11-5
(1ST IN AFC NORTH)

| DATE | W-L | SCORE | OPPONENT | ATTENDANCE |
|---------|-----|-------|------------|------------|
| 1-8-06* | L | 17-31 | PITTSBURGH | 65,870 |

* AFC Wild Card Playoff

| TEAM STATISTICS | BENGALS | OPPONENTS |
|-------------------------|---------|-----------|
| TOTAL FIRST DOWNS..... | 19 | 19 |
| Rushing..... | 4 | 9 |
| Passing..... | 13 | 8 |
| Penalty..... | 2 | 2 |
| 3rd Down: Made-Att..... | 9-16 | 6-11 |
| 3rd Down Pct..... | 56.3 | 54.5 |
| 4th Down: Made-Att..... | 0-1 | 0-0 |
| 4th Down Pct..... | 0.0 | — |
| POSSESSION AVG..... | 31:03 | 28:57 |
| TOTAL NET YARDS..... | 327 | 346 |
| Avg. Per Game..... | 327.0 | 346.0 |
| Total Plays..... | 65 | 56 |
| Avg. Per Play..... | 5.0 | 6.2 |
| NET YARDS RUSHING..... | 84 | 144 |
| Avg. Per Game..... | 84.0 | 144.0 |
| Total Rushes..... | 20 | 34 |
| NET YARDS PASSING..... | 243 | 202 |
| Avg. Per Game..... | 243.0 | 202.0 |
| Sacked-Yards Lost..... | 4-20 | 1-6 |
| Gross Yards..... | 263 | 208 |
| Att.-Completions..... | 41-25 | 21-14 |
| Completion Pct..... | 66.7 | 66.7 |
| Had Intercepted..... | 2 | 0 |
| PUNTS-AVG..... | 3-43.7 | 3-47.0 |
| Net Punting Avg..... | 36.7 | 35.3 |
| PENALTIES-YARDS..... | 7-90 | 6-39 |
| FUMBLES-BALLS LOST..... | 2-0 | 0-0 |
| TOUCHDOWNS..... | 2 | 4 |
| Rushing..... | 1 | 1 |
| Passing..... | 1 | 3 |
| Returns..... | 0 | 0 |

| SCORE BY PERIODS | 1 | 2 | 3 | 4 | OT | PTS |
|------------------|----|----|----|---|----|-----|
| BENGALS..... | 10 | 7 | 0 | 0 | 0 | 17 |
| OPPONENTS..... | 0 | 14 | 14 | 3 | 0 | 31 |

| SCORING | TD | TD-R | TD-P | TD-RT | K-PAT | FG | S | PTS |
|--------------------------|----|------|------|-------|-------|-----|---|-----|
| T.J. Houshmandzadeh..... | 1 | 0 | 1 | 0 | — | — | 0 | 6 |
| Rudi Johnson..... | 1 | 1 | 0 | 0 | — | — | 0 | 6 |
| Shayne Graham..... | 0 | 0 | 0 | 0 | 2-2 | 1-1 | 0 | 5 |
| BENGALS..... | 2 | 1 | 1 | 0 | 2-2 | 1-1 | 0 | 17 |
| OPPONENTS..... | 4 | 1 | 3 | 0 | 4-4 | 1-1 | 0 | 31 |

Two-point conversions: None. BENGALS 0-0 (0-0 R, 0-0 P),
OPPONENTS 0-0 (0-0 R, 0-0 P).

Fumbles-lost: Jon Kitna 1-0, Brad St. Louis 1-0. BENGALS 2-0,
OPPONENTS 0-0.

| PASSING | ATT | CMP | YDS | CMP% | YDS/ATT | TD | TD% | INT | INT% | LG | SKD-YDS | RAT |
|--------------------|-----|-----|-----|-------|---------|----|------|-----|------|----|---------|-------|
| Jon Kitna..... | 40 | 24 | 197 | 60.0 | 4.93 | 1 | 2.5 | 2 | 5.0 | 24 | 4-20 | 60.1 |
| Carson Palmer..... | 1 | 1 | 66 | 100.0 | 66.00 | 0 | 0.0 | 0 | 0.0 | 66 | 0-0 | 118.8 |
| BENGALS..... | 41 | 25 | 263 | 61.0 | 6.41 | 1 | 2.4 | 2 | 4.9 | 66 | 4-20 | 67.4 |
| OPPONENTS..... | 21 | 14 | 208 | 66.7 | 9.90 | 3 | 14.3 | 0 | 0.0 | 54 | 1-6 | 138.5 |

| RUSHING | ATT | YDS | AVG | LG | TD |
|-------------------|-----|-----|-----|-----|----|
| Rudi Johnson..... | 13 | 56 | 4.3 | 20t | 1 |
| Jon Kitna..... | 4 | 25 | 6.3 | 12 | 0 |
| Chris Perry..... | 2 | 3 | 1.5 | 2 | 0 |
| Kyle Larson..... | 1 | 0 | 0.0 | 0 | 0 |
| BENGALS..... | 20 | 84 | 4.2 | 20t | 1 |
| OPPONENTS..... | 34 | 144 | 4.2 | 26 | 1 |

| RECEIVING | REC | YDS | AVG | LG | TD |
|--------------------------|-----|-----|------|----|----|
| Chris Perry..... | 6 | 11 | 1.8 | 6 | 0 |
| Kevin Walter..... | 5 | 73 | 14.6 | 24 | 0 |
| Chad Johnson..... | 4 | 59 | 14.8 | 24 | 0 |
| T.J. Houshmandzadeh..... | 4 | 25 | 6.3 | 8 | 1 |
| Rudi Johnson..... | 2 | 14 | 7.0 | 11 | 0 |
| Matt Schobel..... | 2 | 11 | 5.5 | 8 | 0 |
| Chris Henry..... | 1 | 66 | 66.0 | 66 | 0 |
| Reggie Kelly..... | 1 | 4 | 4.0 | 4 | 0 |
| BENGALS..... | 25 | 263 | 10.5 | 66 | 1 |
| OPPONENTS..... | 14 | 208 | 14.9 | 54 | 3 |

| INTERCEPTIONS | NO | YDS | AVG | LG | TD |
|----------------|----|-----|------|----|----|
| (none)..... | 0 | 0 | — | — | 0 |
| BENGALS..... | 0 | 0 | — | — | 0 |
| OPPONENTS..... | 2 | 31 | 15.5 | 22 | 0 |

| PUNTING | NO | YDS | AVG | NET | TB | IN-20 | LG | BLK. |
|------------------|----|-----|------|------|----|-------|----|------|
| Kyle Larson..... | 3 | 131 | 43.7 | 36.7 | 0 | 0 | 51 | 0 |
| BENGALS..... | 3 | 131 | 43.7 | 36.7 | 0 | 0 | 51 | 0 |
| OPPONENTS..... | 3 | 141 | 47.0 | 35.3 | 1 | 1 | 49 | 0 |

| PUNT RETURNS | NO | FC | YDS | AVG | LG | TD |
|---------------------|----|----|-----|------|----|----|
| Keiwan Ratliff..... | 2 | 0 | 15 | 7.5 | 8 | 0 |
| BENGALS..... | 2 | 0 | 15 | 7.5 | 8 | 0 |
| OPPONENTS..... | 2 | 0 | 21 | 10.5 | 14 | 0 |

| KICKOFF RETURNS | NO | YDS | AVG | LG | TD |
|-------------------|----|-----|------|----|----|
| Tab Perry..... | 5 | 119 | 23.8 | 32 | 0 |
| Kevin Walter..... | 1 | 8 | 8.0 | 8 | 0 |
| BENGALS..... | 6 | 127 | 21.2 | 32 | 0 |
| OPPONENTS..... | 4 | 94 | 23.5 | 36 | 0 |

| FIELD GOALS | 1-19 | 20-29 | 30-39 | 40-49 | 50+ |
|--------------------|------|-------|-------|-------|-----|
| Shayne Graham..... | 0-0 | 1-1 | 0-0 | 0-0 | 0-0 |
| BENGALS..... | 0-0 | 1-1 | 0-0 | 0-0 | 0-0 |
| OPPONENTS..... | 0-0 | 1-1 | 0-0 | 0-0 | 0-0 |

Shayne Graham: (23G).

Opponents: (21G).

| DEFENSE* | ST | AT | TT | SKS-YDS | INT-YDS | PD | FF | FR-YDS |
|-----------------------|----|----|----|---------|---------|----|----|--------|
| David Pollack..... | 5 | 3 | 8 | 1-6 | 0-0 | 0 | 0 | 0-0 |
| Odell Thurman..... | 3 | 5 | 8 | 0-0 | 0-0 | 0 | 0 | 0-0 |
| Kevin Kaesviharn..... | 4 | 2 | 6 | 0-0 | 0-0 | 0 | 0 | 0-0 |
| Ifeanyi Ohailete..... | 4 | 0 | 4 | 0-0 | 0-0 | 0 | 0 | 0-0 |
| Deltha O'Neal..... | 4 | 0 | 4 | 0-0 | 0-0 | 1 | 0 | 0-0 |
| Tory James..... | 3 | 1 | 4 | 0-0 | 0-0 | 0 | 0 | 0-0 |
| Brian Simmons..... | 3 | 1 | 4 | 0-0 | 0-0 | 0 | 0 | 0-0 |
| Justin Smith..... | 3 | 1 | 4 | 0-0 | 0-0 | 0 | 0 | 0-0 |
| Robert Geathers..... | 2 | 0 | 2 | 0-0 | 0-0 | 1 | 0 | 0-0 |
| Landon Johnson..... | 0 | 2 | 2 | 0-0 | 0-0 | 0 | 0 | 0-0 |
| Bryan Robinson..... | 1 | 0 | 1 | 0-0 | 0-0 | 0 | 0 | 0-0 |
| Rashad Bauman..... | 0 | 1 | 1 | 0-0 | 0-0 | 0 | 0 | 0-0 |
| Hannibal Navies..... | 0 | 1 | 1 | 0-0 | 0-0 | 0 | 0 | 0-0 |
| Shaun Smith..... | 0 | 1 | 1 | 0-0 | 0-0 | 0 | 0 | 0-0 |

| SPECIAL TEAMS* | ST | AT | TT | FF | FR-YDS | BP | BFG | BXP |
|-----------------------|----|----|----|----|--------|----|-----|-----|
| Tony Stewart..... | 2 | 0 | 2 | 0 | 0-0 | 0 | 0 | 0 |
| Patrick Body..... | 1 | 0 | 1 | 0 | 0-0 | 0 | 0 | 0 |
| Shayne Graham..... | 1 | 0 | 1 | 0 | 0-0 | 0 | 0 | 0 |
| Anthony Mitchell..... | 1 | 0 | 1 | 0 | 0-0 | 0 | 0 | 0 |
| Marcus Wilkins..... | 1 | 0 | 1 | 0 | 0-0 | 0 | 0 | 0 |

| MISCELLANEOUS DEFENSE* | ST | AT | TT | FF | FR-YDS |
|--------------------------|----|----|----|----|--------|
| T.J. Houshmandzadeh..... | 2 | 0 | 2 | 0 | 0-0 |

* NOTE: All defensive statistics above are press box statistics produced at the games.

2009 POSTSEASON STATISTICS

POSTSEASON RECORD: 0-1

HEAD COACH: MARVIN LEWIS
REGULAR-SEASON RECORD: 10-6
(1ST IN AFC NORTH)

| DATE | W-L | SCORE | OPPONENT | ATTENDANCE |
|---------|-----|-------|-----------|------------|
| 1-9-10* | L | 14-24 | N.Y. JETS | 63,686 |

* AFC Wild Card Playoff

| TEAM STATISTICS | BENGALS | OPPONENTS |
|-------------------------|---------|-----------|
| TOTAL FIRST DOWNS..... | 18 | 15 |
| Rushing..... | 6 | 7 |
| Passing..... | 7 | 8 |
| Penalty..... | 5 | 0 |
| 3rd Down: Made-Att..... | 5-14 | 3-12 |
| 3rd Down Pct..... | 35.7 | 25.0 |
| 4th Down: Made-Att..... | 0-1 | 0-0 |
| 4th Down Pct..... | 0.0 | — |
| POSSESSION AVG..... | 26:58 | 33:02 |
| TOTAL NET YARDS..... | 281 | 353 |
| Avg. Per Game..... | 281.0 | 353.0 |
| Total Plays..... | 61 | 56 |
| Avg. Per Play..... | 4.6 | 6.3 |
| NET YARDS RUSHING..... | 171 | 171 |
| Avg. Per Game..... | 171.0 | 171.0 |
| Total Rushes..... | 22 | 41 |
| NET YARDS PASSING..... | 110 | 182 |
| Avg. Per Game..... | 110.0 | 182.0 |
| Sacked-Yards Lost..... | 3-36 | 0-0 |
| Gross Yards..... | 146 | 182 |
| Att.-Completions..... | 36-18 | 15-12 |
| Completion Pct..... | 50.0 | 80.0 |
| Had Intercepted..... | 1 | 0 |
| PUNTS-AVG..... | 4-48.0 | 7-31.4 |
| Net Punting Avg..... | 36.5 | 28.1 |
| PENALTIES-YARDS..... | 6-55 | 9-76 |
| FUMBLES-BALLS LOST..... | 2-1 | 0-0 |
| TOUCHDOWNS..... | 2 | 3 |
| Rushing..... | 1 | 2 |
| Passing..... | 1 | 1 |
| Returns..... | 0 | 0 |

| SCORE BY PERIODS | 1 | 2 | 3 | 4 | OT | PTS |
|------------------|---|----|---|---|----|-----|
| BENGALS..... | 7 | 0 | 0 | 7 | 0 | 14 |
| OPPONENTS..... | 0 | 14 | 7 | 3 | 0 | 24 |

| SCORING | TD | TD-R | TD-P | TD-RT | K-PAT | FG | S | PTS |
|-----------------------|----|------|------|-------|-------|-----|---|-----|
| Cedric Benson..... | 1 | 1 | 0 | 0 | — | — | 0 | 6 |
| Laveranues Coles..... | 1 | 0 | 1 | 0 | — | — | 0 | 6 |
| Shayne Graham..... | 0 | 0 | 0 | 0 | 2-2 | 0-2 | 0 | 2 |
| BENGALS..... | 2 | 1 | 1 | 0 | 2-2 | 0-2 | 0 | 14 |
| OPPONENTS..... | 3 | 2 | 1 | 0 | 3-3 | 1-1 | 0 | 24 |

Two-point conversions: BENGALS 0-0 (0-0 R, 0-0 P),
OPPONENTS 0-0 (0-0 R, 0-0 P).

Fumbles-lost: Laveranues Coles 1-1, Carson Palmer 1-0.
BENGALS 2-1, OPPONENTS 0-0.

| PASSING | ATT | CMP | YDS | CMP% | YDS/ATT | TD | TD% | INT | INT% | LG | SKD-YDS | RAT |
|--------------------|-----|-----|-----|------|---------|----|-----|-----|------|-----|---------|-------|
| Carson Palmer..... | 36 | 18 | 146 | 50.0 | 4.06 | 1 | 2.8 | 1 | 2.8 | 19 | 3-36 | 58.3 |
| BENGALS..... | 36 | 18 | 146 | 50.0 | 4.06 | 1 | 2.8 | 1 | 2.8 | 19 | 3-36 | 58.3 |
| OPPONENTS..... | 15 | 12 | 182 | 80.0 | 12.13 | 1 | 6.7 | 0 | 0.0 | 45t | 0-0 | 139.4 |

| RUSHING | ATT | YDS | AVG | LG | TD |
|--------------------|-----|-----|-----|-----|----|
| Cedric Benson..... | 21 | 169 | 8.0 | 47t | 1 |
| Carson Palmer..... | 1 | 2 | 2.0 | 2 | 0 |
| BENGALS..... | 22 | 171 | 7.8 | 47t | 1 |
| OPPONENTS..... | 41 | 171 | 4.2 | 39t | 2 |

| RECEIVING | REC | YDS | AVG | LG | TD |
|-----------------------|-----|-----|------|-----|----|
| Laveranues Coles..... | 6 | 48 | 8.0 | 13 | 1 |
| Quan Cosby..... | 3 | 26 | 8.7 | 14 | 0 |
| Cedric Benson..... | 3 | 12 | 4.0 | 5 | 0 |
| Chad Johnson..... | 2 | 28 | 14.0 | 19 | 0 |
| Andre Caldwell..... | 2 | 25 | 12.5 | 13 | 0 |
| Brian Leonard..... | 2 | 7 | 3.5 | 6 | 0 |
| BENGALS..... | 18 | 146 | 8.1 | 19 | 1 |
| OPPONENTS..... | 12 | 182 | 15.2 | 45t | 1 |

| INTERCEPTIONS | NO | YDS | AVG | LG | TD |
|----------------|----|-----|------|----|----|
| (none)..... | 0 | 0 | — | — | 0 |
| BENGALS..... | 0 | 0 | — | — | 0 |
| OPPONENTS..... | 1 | 20 | 20.0 | 20 | 0 |

| PUNTING | NO | YDS | AVG | NET | TB | IN-20 | LG | BLK |
|------------------|----|-----|------|------|----|-------|----|-----|
| Kevin Huber..... | 4 | 192 | 48.0 | 36.5 | 1 | 0 | 56 | 0 |
| BENGALS..... | 4 | 192 | 48.0 | 36.5 | 1 | 0 | 56 | 0 |
| OPPONENTS..... | 7 | 220 | 31.4 | 28.1 | 0 | 3 | 37 | 0 |

| PUNT RETURNS | NO | FC | YDS | AVG | LG | TD |
|------------------|----|----|-----|------|----|----|
| Rico Murray..... | 1 | 0 | 23 | 23.0 | 23 | 0 |
| Quan Cosby..... | 0 | 3 | 0 | — | — | 0 |
| BENGALS..... | 1 | 3 | 23 | 23.0 | 23 | 0 |
| OPPONENTS..... | 2 | 1 | 26 | 13.0 | 15 | 0 |

| KICKOFF RETURNS | NO | YDS | AVG | LG | TD |
|--------------------|----|-----|------|----|----|
| Brian Leonard..... | 3 | 54 | 18.0 | 25 | 0 |
| Bernard Scott..... | 2 | 74 | 37.0 | 56 | 0 |
| BENGALS..... | 5 | 128 | 25.6 | 56 | 0 |
| OPPONENTS..... | 3 | 56 | 18.7 | 31 | 0 |

| FIELD GOALS | 1-19 | 20-29 | 30-39 | 40-49 | 50+ |
|--------------------|------|-------|-------|-------|-----|
| Shayne Graham..... | 0-0 | 0-1 | 0-1 | 0-0 | 0-0 |
| BENGALS..... | 0-0 | 0-1 | 0-1 | 0-0 | 0-0 |
| OPPONENTS..... | 0-0 | 1-1 | 0-0 | 0-0 | 0-0 |

Shayne Graham: (35WL, 28WR).
Opponents: (20G).

| DEFENSE* | ST | AT | TT | SKS-YDS | INT-YDS | PD | FF | FR-YDS |
|-----------------------|----|----|----|---------|---------|----|----|--------|
| Chinedum Ndukwe..... | 7 | 3 | 10 | 0-0 | 0-0 | 0 | 0 | 0-0 |
| Dhani Jones..... | 4 | 3 | 7 | 0-0 | 0-0 | 0 | 0 | 0-0 |
| Leon Hall..... | 4 | 2 | 6 | 0-0 | 0-0 | 0 | 0 | 0-0 |
| Johnathan Joseph..... | 3 | 2 | 5 | 0-0 | 0-0 | 0 | 0 | 0-0 |
| Tank Johnson..... | 2 | 3 | 5 | 0-0 | 0-0 | 0 | 0 | 0-0 |
| Jonathan Fanene..... | 4 | 0 | 4 | 0-0 | 0-0 | 0 | 0 | 0-0 |
| Chris Crocker..... | 3 | 1 | 4 | 0-0 | 0-0 | 0 | 0 | 0-0 |
| Keith Rivers..... | 3 | 1 | 4 | 0-0 | 0-0 | 0 | 0 | 0-0 |
| Brandon Johnson..... | 1 | 3 | 4 | 0-0 | 0-0 | 2 | 0 | 0-0 |
| Domata Peko..... | 1 | 3 | 4 | 0-0 | 0-0 | 0 | 0 | 0-0 |
| Robert Geathers..... | 1 | 2 | 3 | 0-0 | 0-0 | 0 | 0 | 0-0 |
| Morgan Trent..... | 1 | 1 | 2 | 0-0 | 0-0 | 0 | 0 | 0-0 |

| SPECIAL TEAMS* | ST | AT | TT | FF | FR-YDS | BP | BFG | BXP |
|----------------------|----|----|----|----|--------|----|-----|-----|
| Michael Johnson..... | 1 | 1 | 2 | 0 | 0-0 | 0 | 0 | 0 |
| Keith Rivers..... | 1 | 0 | 1 | 0 | 0-0 | 0 | 0 | 0 |
| Dan Skuta..... | 1 | 0 | 1 | 0 | 0-0 | 0 | 0 | 0 |
| Brandon Johnson..... | 0 | 1 | 1 | 0 | 0-0 | 0 | 0 | 0 |
| Brian Leonard..... | 0 | 1 | 1 | 0 | 0-0 | 0 | 0 | 0 |
| Morgan Trent..... | 0 | 1 | 1 | 0 | 0-0 | 0 | 0 | 0 |

| MISCELLANEOUS DEFENSE* | ST | AT | TT | FF | FR-YDS |
|------------------------|----|----|----|----|--------|
| J.P. Foschi..... | 1 | 0 | 1 | 0 | 0-0 |
| Dennis Roland..... | 1 | 0 | 1 | 0 | 0-0 |

* NOTE: All defensive statistics above are press box statistics produced at the games.

2011 POSTSEASON STATISTICS

POSTSEASON RECORD: 0-1

HEAD COACH: MARVIN LEWIS
REGULAR-SEASON RECORD: 9-7
(3RD IN AFC NORTH; WILD CARD QUALIFIER)

| DATE | W-L | SCORE | OPPONENT | ATTENDANCE |
|---------|-----|-------|------------|------------|
| 1-7-12* | L | 10-31 | at Houston | 71,725 |

* AFC Wild Card Playoff

| TEAM STATISTICS | BENGALS | OPPONENTS |
|-------------------------|---------|-----------|
| TOTAL FIRST DOWNS..... | 21 | 19 |
| Rushing..... | 8 | 9 |
| Passing..... | 11 | 9 |
| Penalty..... | 2 | 1 |
| 3rd Down: Made-Att..... | 6-13 | 6-12 |
| 3rd Down Pct..... | 46.2 | 50.0 |
| 4th Down: Made-Att..... | 0-2 | 0-0 |
| 4th Down Pct..... | 0.0 | — |
| POSSESSION AVG..... | 30:17 | 29:43 |
| TOTAL NET YARDS..... | 300 | 340 |
| Avg. Per Game..... | 300.0 | 340.0 |
| Total Plays..... | 65 | 57 |
| Avg. Per Play..... | 4.6 | 6.0 |
| NET YARDS RUSHING..... | 76 | 188 |
| Avg. Per Game..... | 76.0 | 188.0 |
| Total Rushes..... | 19 | 35 |
| NET YARDS PASSING..... | 224 | 152 |
| Avg. Per Game..... | 224.0 | 152.0 |
| Sacked-Yards Lost..... | 4-33 | 2-7 |
| Gross Yards..... | 257 | 159 |
| Att.-Completions..... | 42-27 | 20-11 |
| Completion Pct..... | 64.3 | 55.0 |
| Had Intercepted..... | 3 | 0 |
| PUNTS-AVG..... | 3-48.3 | 5-50.2 |
| Net Punting Avg..... | 44.3 | 42.2 |
| PENALTIES-YARDS..... | 3-25 | 5-87 |
| FUMBLES-BALLS LOST..... | 1-0 | 0-0 |
| TOUCHDOWNS..... | 1 | 4 |
| Rushing..... | 1 | 2 |
| Passing..... | 0 | 1 |
| Returns..... | 0 | 1 |

| SCORE BY PERIODS | 1 | 2 | 3 | 4 | OT | PTS |
|------------------|---|----|---|---|----|-----|
| BENGALS..... | 7 | 3 | 0 | 0 | 0 | 10 |
| OPPONENTS..... | 7 | 10 | 7 | 7 | 0 | 31 |

| SCORING | TD | TD-R | TD-P | TD-RT | K-PAT | FG | S | PTS |
|--------------------|----|------|------|-------|-------|-----|---|-----|
| Cedric Benson..... | 1 | 1 | 0 | 0 | — | — | 0 | 6 |
| Mike Nugent..... | 0 | 0 | 0 | 0 | 1-1 | 1-2 | 0 | 4 |
| BENGALS..... | 1 | 1 | 0 | 0 | 1-1 | 1-2 | 0 | 10 |
| OPPONENTS..... | 4 | 2 | 1 | 1 | 4-4 | 1-1 | 0 | 31 |

Two-point conversions: None. BENGALS 0-0 (0-0 R, 0-0 P),
OPPONENTS 0-0 (0-0 R, 0-0 P).

Fumbles-lost: Andy Dalton 1-0. BENGALS 1-0, OPPONENTS 0-0.

| PASSING | ATT | CMP | YDS | CMP% | YDS/ATT | TD | TD% | INT | INT% | LG | SKD-YDS | RAT |
|------------------|-----|-----|-----|------|---------|----|-----|-----|------|-----|---------|------|
| Andy Dalton..... | 42 | 27 | 257 | 64.3 | 6.12 | 0 | 0.0 | 3 | 7.1 | 36 | 4-33 | 51.4 |
| BENGALS..... | 42 | 27 | 257 | 64.3 | 6.12 | 0 | 0.0 | 3 | 7.1 | 36 | 4-33 | 51.4 |
| OPPONENTS..... | 20 | 11 | 159 | 55.0 | 7.95 | 1 | 5.0 | 0 | 0.0 | 40t | 2-7 | 97.7 |

| RUSHING | ATT | YDS | AVG | LG | TD |
|--------------------|-----|-----|------|-----|----|
| Brian Leonard..... | 3 | 34 | 11.3 | 19 | 0 |
| Andy Dalton..... | 3 | 17 | 5.7 | 15 | 0 |
| Cedric Benson..... | 7 | 14 | 2.0 | 7 | 1 |
| Bernard Scott..... | 6 | 11 | 1.8 | 4 | 0 |
| BENGALS..... | 19 | 76 | 4.0 | 19 | 1 |
| OPPONENTS..... | 35 | 188 | 5.4 | 42t | 2 |

| RECEIVING | REC | YDS | AVG | LG | TD |
|-----------------------|-----|-----|------|-----|----|
| Brian Leonard..... | 6 | 36 | 6.0 | 16 | 0 |
| A.J. Green..... | 5 | 47 | 9.4 | 21 | 0 |
| Jermaine Gresham..... | 5 | 46 | 9.2 | 16 | 0 |
| Jerome Simpson..... | 3 | 33 | 11.0 | 16 | 0 |
| Bernard Scott..... | 3 | 29 | 9.7 | 11 | 0 |
| Ryan Whalen..... | 2 | 24 | 12.0 | 20 | 0 |
| Donald Lee..... | 1 | 36 | 36.0 | 36 | 0 |
| Andrew Hawkins..... | 1 | 8 | 8.0 | 8 | 0 |
| Cedric Benson..... | 1 | -2 | -2.0 | -2 | 0 |
| BENGALS..... | 27 | 257 | 9.5 | 36 | 0 |
| OPPONENTS..... | 11 | 159 | 14.5 | 40t | 1 |

| INTERCEPTIONS | NO | YDS | AVG | LG | TD |
|----------------|----|-----|-----|-----|----|
| (none)..... | 0 | 0 | — | — | 0 |
| BENGALS..... | 0 | 0 | — | — | 0 |
| OPPONENTS..... | 3 | 28 | 9.3 | 29t | 1 |

| PUNTING | NO | YDS | AVG | NET | TB | IN-20 | LG | BLK. |
|------------------|----|-----|------|------|----|-------|----|------|
| Kevin Huber..... | 3 | 145 | 48.3 | 44.3 | 0 | 1 | 55 | 0 |
| BENGALS..... | 3 | 145 | 48.3 | 44.3 | 0 | 1 | 55 | 0 |
| OPPONENTS..... | 5 | 251 | 50.2 | 42.2 | 1 | 2 | 56 | 0 |

| PUNT RETURNS | NO | FC | YDS | AVG | LG | TD |
|-------------------|----|----|-----|-----|----|----|
| Brandon Tate..... | 3 | 1 | 20 | 6.7 | 8 | 0 |
| BENGALS..... | 3 | 1 | 20 | 6.7 | 8 | 0 |
| OPPONENTS..... | 3 | 0 | 12 | 4.0 | 7 | 0 |

| KICKOFF RETURNS | NO | YDS | AVG | LG | TD |
|-------------------|----|-----|------|----|----|
| Brandon Tate..... | 1 | 22 | 22.0 | 22 | 0 |
| BENGALS..... | 1 | 22 | 22.0 | 22 | 0 |
| OPPONENTS..... | 0 | 0 | — | — | 0 |

| FIELD GOALS | 1-19 | 20-29 | 30-39 | 40-49 | 50+ |
|------------------|------|-------|-------|-------|-----|
| Mike Nugent..... | 0-0 | 0-0 | 1-1 | 0-0 | 0-1 |
| BENGALS..... | 0-0 | 0-0 | 1-1 | 0-0 | 0-1 |
| OPPONENTS..... | 0-0 | 0-0 | 1-1 | 0-0 | 0-0 |

Mike Nugent: (50WR, 37G).

Opponents: (39G).

| DEFENSE* | ST | AT | TT | SKS-YDS | INT-YDS | PD | FF | FR-YDS |
|----------------------|----|----|----|---------|---------|----|----|--------|
| Thomas Howard..... | 6 | 0 | 6 | 0-0 | 0-0 | 0 | 0 | 0-0 |
| Jonathan Fanene..... | 5 | 1 | 6 | 0-0 | 0-0 | 1 | 0 | 0-0 |
| Reggie Nelson..... | 5 | 1 | 6 | 1-7 | 0-0 | 0 | 0 | 0-0 |
| Manny Lawson..... | 4 | 1 | 5 | 0-0 | 0-0 | 0 | 0 | 0-0 |
| Adam Jones..... | 4 | 0 | 4 | 0-0 | 0-0 | 0 | 0 | 0-0 |
| Domata Peko..... | 4 | 0 | 4 | 0-0 | 0-0 | 0 | 0 | 0-0 |
| Geno Atkins..... | 3 | 1 | 4 | 1-0 | 0-0 | 0 | 0 | 0-0 |
| Nate Clements..... | 3 | 0 | 3 | 0-0 | 0-0 | 1 | 0 | 0-0 |
| Robert Geathers..... | 2 | 1 | 3 | 0-0 | 0-0 | 0 | 0 | 0-0 |
| Rey Mauluga..... | 1 | 2 | 3 | 0-0 | 0-0 | 0 | 0 | 0-0 |
| Chris Crocker..... | 2 | 0 | 2 | 0-0 | 0-0 | 1 | 0 | 0-0 |
| Kelly Jennings..... | 2 | 0 | 2 | 0-0 | 0-0 | 0 | 0 | 0-0 |
| Frostee Rucker..... | 1 | 1 | 2 | 0-0 | 0-0 | 0 | 0 | 0-0 |
| Carlos Dunlap..... | 1 | 0 | 1 | 0-0 | 0-0 | 0 | 0 | 0-0 |
| Dan Skuta..... | 1 | 0 | 1 | 0-0 | 0-0 | 0 | 0 | 0-0 |

| SPECIAL TEAMS* | ST | AT | TT | FF | FR-YDS | BP | BFG | BXP |
|--------------------|----|----|----|----|--------|----|-----|-----|
| Clark Harris..... | 1 | 0 | 1 | 0 | 0-0 | 0 | 0 | 0 |
| Jerome Miles..... | 1 | 0 | 1 | 0 | 0-0 | 0 | 0 | 0 |
| Gibril Wilson..... | 1 | 0 | 1 | 0 | 0-0 | 0 | 0 | 0 |

| MISCELLANEOUS DEFENSE* | ST | AT | TT | FF | FR-YDS |
|------------------------|----|----|----|----|--------|
| (none)..... | 0 | 0 | 0 | 0 | 0-0 |

* NOTE: All defensive statistics above are press box statistics produced at the games.

2012 POSTSEASON STATISTICS

POSTSEASON RECORD: 0-1

HEAD COACH: MARVIN LEWIS
REGULAR-SEASON RECORD: 10-6
(2ND IN AFC NORTH; WILD CARD QUALIFIER)

| DATE | W-L | SCORE | OPPONENT | ATTENDANCE |
|---------|-----|-------|------------|------------|
| 1-5-13* | L | 13-19 | at Houston | 71,738 |

* AFC Wild Card Playoff

| TEAM STATISTICS | BENGALS | OPPONENTS |
|-------------------------|---------|-----------|
| TOTAL FIRST DOWNS..... | 12 | 24 |
| Rushing..... | 5 | 8 |
| Passing..... | 5 | 13 |
| Penalty..... | 2 | 3 |
| 3rd Down: Made-Att..... | 0-9 | 8-17 |
| 3rd Down Pct..... | 0.0 | 47.1 |
| 4th Down: Made-Att..... | 1-2 | 0-1 |
| 4th Down Pct..... | 0.0 | 0.0 |
| POSSESSION AVG..... | 21:11 | 38:49 |
| TOTAL NET YARDS..... | 198 | 420 |
| Avg. Per Game..... | 198.0 | 420.0 |
| Total Plays..... | 48 | 77 |
| Avg. Per Play..... | 4.1 | 5.5 |
| NET YARDS RUSHING..... | 80 | 158 |
| Avg. Per Game..... | 80.0 | 158.0 |
| Total Rushes..... | 16 | 39 |
| NET YARDS PASSING..... | 118 | 262 |
| Avg. Per Game..... | 118.0 | 262.0 |
| Sacked-Yards Lost..... | 2-9 | 0-0 |
| Gross Yards..... | 127 | 262 |
| Att.-Completions..... | 30-14 | 38-29 |
| Completion Pct..... | 46.7 | 76.3 |
| Had Intercepted..... | 1 | 1 |
| PUNTS-AVG..... | 5-46.6 | 3-42.0 |
| Net Punting Avg..... | 43.8 | 38.0 |
| PENALTIES-YARDS..... | 5-51 | 7-55 |
| FUMBLES-BALLS LOST..... | 1-0 | 0-0 |
| TOUCHDOWNS..... | 1 | 1 |
| Rushing..... | 0 | 1 |
| Passing..... | 0 | 0 |
| Returns..... | 1 | 0 |

| SCORE BY PERIODS | 1 | 2 | 3 | 4 | OT | PTS |
|------------------|---|---|---|---|----|-----|
| BENGALS..... | 0 | 7 | 3 | 3 | 0 | 13 |
| OPPONENTS..... | 3 | 6 | 7 | 3 | 0 | 19 |

| SCORING | TD | TD-R | TD-P | TD-RT | K-PAT | FG | S | PTS |
|-----------------|----|------|------|-------|-------|-----|---|-----|
| Josh Brown..... | 0 | 0 | 0 | 0 | 1-1 | 2-2 | 0 | 7 |
| Leon Hall..... | 1 | 0 | 0 | 1 | — | — | 0 | 6 |
| BENGALS..... | 1 | 0 | 0 | 1 | 1-1 | 2-2 | 0 | 13 |
| OPPONENTS..... | 1 | 1 | 0 | 0 | 1-1 | 4-4 | 0 | 19 |

Two-point conversions: None. BENGALS 0-0 (0-0 R, 0-0 P),
OPPONENTS 0-0 (0-0 R, 0-0 P).

Fumbles-lost: Brandon Tate 1-0. BENGALS 1-0, OPPONENTS
0-0.

| PASSING | ATT | CMP | YDS | CMP% | YDS/ATT | TD | TD% | INT | INT% | LG | SKD-YDS | RAT |
|------------------|-----|-----|-----|------|---------|----|-----|-----|------|----|---------|------|
| Andy Dalton..... | 30 | 14 | 127 | 46.7 | 4.23 | 0 | 0.0 | 1 | 3.3 | 45 | 2-9 | 44.7 |
| BENGALS..... | 30 | 14 | 127 | 46.7 | 4.23 | 0 | 0.0 | 1 | 3.3 | 45 | 2-9 | 44.7 |
| OPPONENTS..... | 38 | 29 | 262 | 76.3 | 6.89 | 0 | 0.0 | 1 | 2.6 | 22 | 0-0 | 83.4 |

| RUSHING | ATT | YDS | AVG | LG | TD |
|----------------------------|-----|-----|-----|----|----|
| BenJarvus Green-Ellis..... | 11 | 63 | 5.7 | 29 | 0 |
| Andy Dalton..... | 4 | 15 | 3.8 | 12 | 0 |
| Brian Leonard..... | 1 | 2 | 2.0 | 2 | 0 |
| BENGALS..... | 16 | 80 | 5.0 | 29 | 0 |
| OPPONENTS..... | 39 | 158 | 4.1 | 17 | 1 |

| RECEIVING | REC | YDS | AVG | LG | TD |
|----------------------------|-----|-----|------|----|----|
| A.J. Green..... | 5 | 80 | 16.0 | 45 | 0 |
| Marvin Jones..... | 3 | 34 | 11.3 | 15 | 0 |
| Andrew Hawkins..... | 2 | 15 | 7.5 | 8 | 0 |
| Jermaine Gresham..... | 2 | 7 | 3.5 | 6 | 0 |
| BenJarvus Green-Ellis..... | 2 | -9 | -4.5 | -3 | 0 |
| BENGALS..... | 14 | 127 | 9.1 | 45 | 0 |
| OPPONENTS..... | 29 | 262 | 9.0 | 22 | 0 |

| INTERCEPTIONS | NO | YDS | AVG | LG | TD |
|----------------|----|-----|------|----|----|
| Leon Hall..... | 1 | 21 | 21.0 | 21 | 1 |
| BENGALS..... | 1 | 21 | 21.0 | 21 | 1 |
| OPPONENTS..... | 1 | 14 | 14.0 | 14 | 0 |

| PUNTING | NO | YDS | AVG | NET | TB | IN-20 | LG | BLK |
|------------------|----|-----|------|------|----|-------|----|-----|
| Kevin Huber..... | 5 | 233 | 46.6 | 43.8 | 0 | 3 | 53 | 0 |
| BENGALS..... | 5 | 233 | 46.6 | 43.8 | 0 | 3 | 53 | 0 |
| OPPONENTS..... | 3 | 126 | 42.0 | 38.0 | 0 | 1 | 48 | 0 |

| PUNT RETURNS | NO | FC | YDS | AVG | LG | TD |
|-------------------|----|----|-----|-----|----|----|
| Brandon Tate..... | 2 | 0 | 12 | 6.0 | 12 | 0 |
| Adam Jones..... | 1 | 0 | 0 | 0.0 | 0 | 0 |
| BENGALS..... | 3 | 0 | 12 | 4.0 | 12 | 0 |
| OPPONENTS..... | 2 | 3 | 14 | 7.0 | 11 | 0 |

| KICKOFF RETURNS | NO | YDS | AVG | LG | TD |
|---------------------|----|-----|------|----|----|
| Adam Jones..... | 4 | 103 | 25.8 | 34 | 0 |
| Cedric Peerman..... | 1 | 10 | 10.0 | 10 | 0 |
| Brandon Tate..... | 1 | 43 | 43.0 | 43 | 0 |
| BENGALS..... | 6 | 156 | 26.0 | 43 | 0 |
| OPPONENTS..... | 2 | 47 | 23.5 | 26 | 0 |

| FIELD GOALS | 1-19 | 20-29 | 30-39 | 40-49 | 50+ |
|-----------------|------|-------|-------|-------|-----|
| Josh Brown..... | 0-0 | 0-0 | 1-1 | 1-1 | 0-0 |
| BENGALS..... | 0-0 | 0-0 | 1-1 | 1-1 | 0-0 |
| OPPONENTS..... | 0-0 | 3-3 | 0-0 | 1-1 | 0-0 |

Josh Brown: (34G, 47G).

Opponents: (48G, 27G, 22G, 24G).

| DEFENSE* | ST | AT | TT | SKS-YDS | INT-YDS | PD | FF | FR-YDS |
|-----------------------|----|----|----|---------|---------|----|----|--------|
| Reggie Nelson..... | 9 | 1 | 10 | 0-0 | 0-0 | 0 | 0 | 0-0 |
| Rey Mualuga..... | 6 | 4 | 10 | 0-0 | 0-0 | 0 | 0 | 0-0 |
| Nate Clements..... | 8 | 1 | 9 | 0-0 | 0-0 | 0 | 0 | 0-0 |
| Terence Newman..... | 7 | 0 | 7 | 0-0 | 0-0 | 1 | 0 | 0-0 |
| Vontaze Burfict..... | 4 | 2 | 6 | 0-0 | 0-0 | 0 | 0 | 0-0 |
| Leon Hall..... | 4 | 0 | 4 | 0-0 | 1-21 | 1 | 0 | 0-0 |
| Pat Sims..... | 4 | 0 | 4 | 0-0 | 0-0 | 0 | 0 | 0-0 |
| Domata Peko..... | 3 | 1 | 4 | 0-0 | 0-0 | 0 | 0 | 0-0 |
| Robert Geathers..... | 2 | 2 | 4 | 0-0 | 0-0 | 0 | 0 | 0-0 |
| Carlos Dunlap..... | 2 | 1 | 3 | 0-0 | 0-0 | 0 | 0 | 0-0 |
| Geno Atkins..... | 1 | 2 | 3 | 0-0 | 0-0 | 0 | 0 | 0-0 |
| Manny Lawson..... | 2 | 0 | 2 | 0-0 | 0-0 | 0 | 0 | 0-0 |
| Michael Johnson..... | 1 | 1 | 2 | 0-0 | 0-0 | 0 | 0 | 0-0 |
| Emmanuel Lamur..... | 1 | 1 | 2 | 0-0 | 0-0 | 0 | 0 | 0-0 |
| Adam Jones..... | 1 | 0 | 1 | 0-0 | 0-0 | 1 | 0 | 0-0 |
| Dan Skuta..... | 1 | 0 | 1 | 0-0 | 0-0 | 0 | 0 | 0-0 |
| Wallace Gilberry..... | 0 | 1 | 1 | 0-0 | 0-0 | 0 | 0 | 0-0 |

| SPECIAL TEAMS* | ST | AT | TT | FF | FR-YDS | BP | BFG | BXP |
|---------------------|----|----|----|----|--------|----|-----|-----|
| Ryan Whalen..... | 2 | 0 | 2 | 0 | 0-0 | 0 | 0 | 0 |
| Clark Harris..... | 1 | 0 | 1 | 0 | 0-0 | 0 | 0 | 0 |
| Cedric Peerman..... | 1 | 0 | 1 | 0 | 0-0 | 0 | 0 | 0 |

| MISCELLANEOUS DEFENSE* | ST | AT | TT | FF | FR-YDS |
|------------------------|----|----|----|----|--------|
| Clint Boling..... | 1 | 0 | 1 | 0 | 0-0 |

* NOTE: All defensive statistics above are press box statistics produced at the games.

2013 POSTSEASON STATISTICS

POSTSEASON RECORD: 0-1

HEAD COACH: MARVIN LEWIS
REGULAR-SEASON RECORD: 11-5
(1ST IN AFC NORTH)

| DATE | W-L | SCORE | OPPONENT | ATTENDANCE |
|---------|-----|-------|-----------|------------|
| 1-5-14* | L | 10-27 | SAN DIEGO | 62,277 |

* AFC Wild Card Playoff

| TEAM STATISTICS | BENGALS | OPPONENTS |
|-------------------------|---------|-----------|
| TOTAL FIRST DOWNS..... | 27 | 16 |
| Rushing..... | 6 | 6 |
| Passing..... | 20 | 9 |
| Penalty..... | 1 | 1 |
| 3rd Down: Made-Att..... | 3-12 | 4-12 |
| 3rd Down Pct..... | 25.0 | 33.3 |
| 4th Down: Made-Att..... | 1-3 | 0-0 |
| 4th Down Pct..... | 33.3 | 0.0 |
| POSSESSION AVG..... | 30:32 | 29:28 |
| TOTAL NET YARDS..... | 439 | 318 |
| Avg. Per Game..... | 439.0 | 318.0 |
| Total Plays..... | 79 | 57 |
| Avg. Per Play..... | 5.6 | 5.6 |
| NET YARDS RUSHING..... | 113 | 196 |
| Avg. Per Game..... | 113.0 | 196.0 |
| Total Rushes..... | 25 | 40 |
| NET YARDS PASSING..... | 326 | 122 |
| Avg. Per Game..... | 326.0 | 122.0 |
| Sacked-Yards Lost..... | 3-8 | 1-6 |
| Gross Yards..... | 334 | 128 |
| Att.-Completions..... | 51-29 | 16-12 |
| Completion Pct..... | 56.9 | 75.0 |
| Had Intercepted..... | 2 | 0 |
| PUNTS-AVG..... | 3-39.3 | 6-43.2 |
| Net Punting Avg..... | 32.7 | 42.2 |
| PENALTIES-YARDS..... | 4-38 | 5-28 |
| FUMBLES-BALLS LOST..... | 3-2 | 0-0 |
| TOUCHDOWNS..... | 1 | 3 |
| Rushing..... | 0 | 2 |
| Passing..... | 1 | 1 |
| Returns..... | 0 | 0 |

| SCORE BY PERIODS | 1 | 2 | 3 | 4 | OT | PTS |
|------------------|---|----|----|----|----|-----|
| BENGALS..... | 0 | 10 | 0 | 0 | 0 | 10 |
| OPPONENTS..... | 7 | 0 | 10 | 10 | 0 | 27 |

| SCORING | TD | TD-R | TD-P | TD-RT | K-PAT | FG | S | PTS |
|-----------------------|----|------|------|-------|-------|-----|---|-----|
| Jermaine Gresham..... | 1 | 0 | 1 | 0 | — | — | 0 | 6 |
| Mike Nugent..... | 0 | 0 | 0 | 0 | 1-1 | 1-1 | 0 | 4 |
| BENGALS..... | 1 | 0 | 1 | 0 | 1-1 | 1-1 | 0 | 10 |
| OPPONENTS..... | 3 | 2 | 1 | 0 | 3-3 | 2-2 | 0 | 27 |

Two-point conversions: None. BENGALS 0-0 (0-0 R, 0-0 P),
OPPONENTS 0-0 (0-0 R, 0-0 P).

Fumbles-lost: Andy Dalton 2-1, Giovani Bernard 1-1. BENGALS 3-
2, OPPONENTS 0-0.

| PASSING | ATT | CMP | YDS | CMP% | YDS/ATT | TD | TD% | INT | INT% | LG | SKD-YDS | RAT |
|------------------|-----|-----|-----|------|---------|----|-----|-----|------|----|---------|-------|
| Andy Dalton..... | 51 | 29 | 334 | 56.9 | 6.55 | 1 | 2.0 | 2 | 3.9 | 49 | 3-8 | 67.0 |
| BENGALS..... | 51 | 29 | 334 | 56.9 | 6.55 | 1 | 2.0 | 2 | 3.9 | 49 | 3-8 | 67.0 |
| OPPONENTS..... | 16 | 12 | 128 | 75.0 | 8.00 | 1 | 6.3 | 0 | 0.0 | 33 | 1-6 | 118.8 |

| RUSHING | ATT | YDS | AVG | LG | TD |
|----------------------------|-----|-----|-----|-----|----|
| Giovani Bernard..... | 12 | 45 | 3.8 | 12 | 0 |
| BenJarvus Green-Ellis..... | 8 | 42 | 5.3 | 12 | 0 |
| Andy Dalton..... | 5 | 26 | 5.2 | 12 | 0 |
| BENGALS..... | 25 | 113 | 4.5 | 12 | 0 |
| OPPONENTS..... | 40 | 196 | 4.9 | 58t | 2 |

| RECEIVING | REC | YDS | AVG | LG | TD |
|-----------------------|-----|-----|------|----|----|
| Marvin Jones..... | 8 | 130 | 16.3 | 49 | 0 |
| Giovani Bernard..... | 7 | 73 | 10.4 | 17 | 0 |
| Jermaine Gresham..... | 7 | 64 | 9.1 | 13 | 1 |
| A.J. Green..... | 3 | 34 | 11.3 | 14 | 0 |
| Andrew Hawkins..... | 3 | 20 | 6.7 | 10 | 0 |
| Mohamed Sanu..... | 1 | 13 | 13.0 | 13 | 0 |
| BENGALS..... | 29 | 334 | 11.5 | 49 | 1 |
| OPPONENTS..... | 12 | 128 | 10.7 | 33 | 1 |

| INTERCEPTIONS | NO | YDS | AVG | LG | TD |
|----------------|----|-----|------|----|----|
| (none)..... | 0 | 0 | — | — | 0 |
| BENGALS..... | 0 | 0 | — | — | 0 |
| OPPONENTS..... | 2 | 33 | 16.5 | 30 | 0 |

| PUNTING | NO | YDS | AVG | NET | TB | IN-20 | LG | BLK. |
|-------------------|----|-----|------|------|----|-------|----|------|
| Zoltan Mesko..... | 3 | 118 | 39.3 | 32.7 | 1 | 2 | 50 | 0 |
| BENGALS..... | 3 | 118 | 39.3 | 32.7 | 1 | 2 | 50 | 0 |
| OPPONENTS..... | 6 | 259 | 43.2 | 42.2 | 0 | 2 | 51 | 0 |

| PUNT RETURNS | NO | FC | YDS | AVG | LG | TD |
|-------------------|----|----|-----|-----|----|----|
| Brandon Tate..... | 3 | 3 | 6 | 2.0 | 12 | 0 |
| BENGALS..... | 3 | 3 | 6 | 2.0 | 12 | 0 |
| OPPONENTS..... | 0 | 2 | 0 | — | — | 0 |

| KICKOFF RETURNS | NO | YDS | AVG | LG | TD |
|---------------------|----|-----|------|----|----|
| Brandon Tate..... | 5 | 128 | 25.6 | 33 | 0 |
| Cedric Peerman..... | 1 | 23 | 23.0 | 23 | 0 |
| BENGALS..... | 6 | 151 | 25.2 | 33 | 0 |
| OPPONENTS..... | 1 | 23 | 23.0 | 23 | 0 |

| FIELD GOALS | 1-19 | 20-29 | 30-39 | 40-49 | 50+ |
|------------------|------|-------|-------|-------|-----|
| Mike Nugent..... | 0-0 | 0-0 | 0-0 | 1-1 | 0-0 |
| BENGALS..... | 0-0 | 0-0 | 0-0 | 1-1 | 0-0 |
| OPPONENTS..... | 0-0 | 2-2 | 0-0 | 0-0 | 0-0 |

Mike Nugent: (46G).
Opponents: (25G, 23G).

| DEFENSE* | ST | AT | TT | SKS-YDS | INT-YDS | PD | FF | FR-YDS |
|-----------------------|----|----|----|---------|---------|----|----|--------|
| Rey Mauluga..... | 12 | 3 | 15 | 0-0 | 0-0 | 0 | 0 | 0-0 |
| Adam Jones..... | 7 | 0 | 7 | 0-0 | 0-0 | 0 | 0 | 0-0 |
| Vontaze Burfict..... | 2 | 5 | 7 | 0.5-3 | 0-0 | 0 | 0 | 0-0 |
| Brandon Thompson..... | 3 | 2 | 5 | 0-0 | 0-0 | 0 | 0 | 0-0 |
| Reggie Nelson..... | 4 | 0 | 4 | 0-0 | 0-0 | 0 | 0 | 0-0 |
| Carlos Dunlap..... | 2 | 2 | 4 | 0-0 | 0-0 | 0 | 0 | 0-0 |
| James Harrison..... | 3 | 0 | 3 | 0-0 | 0-0 | 0 | 0 | 0-0 |
| Wallace Gilberry..... | 2 | 1 | 3 | 0-0 | 0-0 | 0 | 0 | 0-0 |
| George Iloka..... | 2 | 0 | 2 | 0-0 | 0-0 | 0 | 0 | 0-0 |
| Dre Kirkpatrick..... | 2 | 0 | 2 | 0-0 | 0-0 | 0 | 0 | 0-0 |
| Domata Peko..... | 2 | 0 | 2 | 0-0 | 0-0 | 0 | 0 | 0-0 |
| Chris Crocker..... | 1 | 1 | 2 | 0.5-3 | 0-0 | 0 | 0 | 0-0 |
| Michael Johnson..... | 1 | 0 | 1 | 0-0 | 0-0 | 0 | 0 | 0-0 |

| SPECIAL TEAMS* | ST | AT | TT | FF | FR-YDS | BP | BFG | BXP |
|------------------|----|----|----|----|--------|----|-----|-----|
| Vincent Rey..... | 1 | 0 | 1 | 0 | 0-0 | 0 | 0 | 0 |

| MISCELLANEOUS DEFENSE* | ST | AT | TT | FF | FR-YDS |
|------------------------|----|----|----|----|--------|
| Giovani Bernard..... | 1 | 0 | 1 | 0 | 0-0 |
| Tyler Eifert..... | 1 | 0 | 1 | 0 | 0-0 |
| Marvin Jones..... | 1 | 0 | 1 | 0 | 0-0 |
| Mohamed Sanu..... | 1 | 0 | 1 | 0 | 0-0 |

* NOTE: All defensive statistics above are press box statistics produced at the games.

2014 POSTSEASON STATISTICS

POSTSEASON RECORD: 0-1

HEAD COACH: MARVIN LEWIS
REGULAR-SEASON RECORD: 10-5-1
(2ND IN AFC NORTH; WILD CARD QUALIFIER)

| DATE | W-L | SCORE | OPPONENT | ATTENDANCE |
|---------|-----|-------|-----------------|------------|
| 1-4-15* | L | 10-26 | at Indianapolis | 63,385 |

* AFC Wild Card Playoff

| TEAM STATISTICS | BENGALS | OPPONENTS |
|-------------------------|---------|-----------|
| TOTAL FIRST DOWNS..... | 14 | 22 |
| Rushing..... | 6 | 6 |
| Passing..... | 7 | 15 |
| Penalty..... | 1 | 1 |
| 3rd Down: Made-Att..... | 6-15 | 6-14 |
| 3rd Down Pct..... | 40.0 | 42.9 |
| 4th Down: Made-Att..... | 0-0 | 0-0 |
| 4th Down Pct..... | 0.0 | 0.0 |
| POSSESSION AVG..... | 25:50 | 34:10 |
| TOTAL NET YARDS..... | 254 | 482 |
| Avg. Per Game..... | 254.0 | 482.0 |
| Total Plays..... | 59 | 70 |
| Avg. Per Play..... | 4.3 | 6.9 |
| NET YARDS RUSHING..... | 110 | 114 |
| Avg. Per Game..... | 110.0 | 114.0 |
| Total Rushes..... | 21 | 25 |
| NET YARDS PASSING..... | 144 | 368 |
| Avg. Per Game..... | 144.0 | 368.0 |
| Sacked-Yards Lost..... | 3-11 | 1-8 |
| Gross Yards..... | 155 | 376 |
| Att.-Completions..... | 35-18 | 44-31 |
| Completion Pct..... | 51.4 | 70.5 |
| Had Intercepted..... | 0 | 0 |
| PUNTS-AVG..... | 8-47.5 | 4-51.5 |
| Net Punting Avg..... | 43.1 | 36.5 |
| PENALTIES-YARDS..... | 6-45 | 9-66 |
| FUMBLES-BALLS LOST..... | 1-1 | 2-1 |
| TOUCHDOWNS..... | 1 | 2 |
| Rushing..... | 1 | 1 |
| Passing..... | 0 | 1 |
| Returns..... | 0 | 0 |

| SCORE BY PERIODS | 1 | 2 | 3 | 4 | OT | PTS |
|------------------|---|---|----|---|----|-----|
| BENGALS..... | 7 | 3 | 0 | 0 | 0 | 10 |
| OPPONENTS..... | 7 | 6 | 10 | 3 | 0 | 26 |

| SCORING | TD | TD-R | TD-P | TD-RT | K-PAT | FG | S | PTS |
|------------------|----|------|------|-------|-------|-----|---|-----|
| Jeremy Hill..... | 1 | 1 | 0 | 0 | — | — | 0 | 6 |
| Mike Nugent..... | 0 | 0 | 0 | 0 | 1-1 | 1-1 | 0 | 4 |
| BENGALS..... | 1 | 1 | 0 | 0 | 1-1 | 1-1 | 0 | 10 |
| OPPONENTS..... | 2 | 1 | 1 | 0 | 2-2 | 4-4 | 0 | 26 |

Two-point conversions: None. BENGALS 0-0 (0-0 R, 0-0 P),
OPPONENTS 0-0 (0-0 R, 0-0 P).

Fumbles-lost: Andy Dalton 1-1. BENGALS 1-1, OPPONENTS 2-1.

| PASSING | ATT | CMP | YDS | CMP% | YDS/ATT | TD | TD% | INT | INT% | LG | SKD-YDS | RAT |
|------------------|-----|-----|-----|------|---------|----|-----|-----|------|----|---------|-------|
| Andy Dalton..... | 35 | 18 | 155 | 51.4 | 4.43 | 0 | 0.0 | 0 | 0.0 | 26 | 3-11 | 63.4 |
| BENGALS..... | 35 | 18 | 155 | 51.4 | 4.43 | 0 | 0.0 | 0 | 0.0 | 26 | 3-11 | 63.4 |
| OPPONENTS..... | 44 | 31 | 376 | 70.5 | 8.55 | 1 | 2.3 | 0 | 0.0 | 45 | 1-8 | 104.0 |

| RUSHING | ATT | YDS | AVG | LG | TD |
|----------------------|-----|-----|------|----|----|
| Jeremy Hill..... | 13 | 47 | 3.6 | 18 | 1 |
| Andy Dalton..... | 4 | 34 | 8.5 | 16 | 0 |
| Rex Burkhead..... | 1 | 23 | 23.0 | 23 | 0 |
| Giovani Bernard..... | 3 | 6 | 2.0 | 6 | 0 |
| BENGALS..... | 21 | 110 | 5.2 | 23 | 1 |
| OPPONENTS..... | 25 | 114 | 4.6 | 27 | 1 |

| RECEIVING | REC | YDS | AVG | LG | TD |
|----------------------|-----|-----|------|----|----|
| Giovani Bernard..... | 8 | 46 | 5.8 | 13 | 0 |
| Ryan Hewitt..... | 3 | 37 | 12.3 | 14 | 0 |
| Rex Burkhead..... | 3 | 34 | 11.3 | 26 | 0 |
| Mohamed Sanu..... | 3 | 31 | 10.3 | 11 | 0 |
| Kevin Brock..... | 1 | 7 | 7.0 | 7 | 0 |
| BENGALS..... | 18 | 155 | 8.6 | 26 | 0 |
| OPPONENTS..... | 31 | 376 | 12.1 | 45 | 1 |

| INTERCEPTIONS | NO | YDS | AVG | LG | TD |
|----------------|----|-----|-----|----|----|
| (none)..... | 0 | 0 | — | — | 0 |
| BENGALS..... | 0 | 0 | — | — | 0 |
| OPPONENTS..... | 0 | 0 | — | — | 0 |

| PUNTING | NO | YDS | AVG | NET | TB | IN-20 | LG | BLK |
|------------------|----|-----|------|------|----|-------|----|-----|
| Kevin Huber..... | 8 | 380 | 47.5 | 43.1 | 0 | 3 | 62 | 0 |
| BENGALS..... | 8 | 380 | 47.5 | 43.1 | 0 | 3 | 62 | 0 |
| OPPONENTS..... | 4 | 206 | 51.5 | 36.5 | 2 | 0 | 68 | 0 |

| PUNT RETURNS | NO | FC | YDS | AVG | LG | TD |
|-------------------|----|----|-----|------|----|----|
| Brandon Tate..... | 1 | 0 | 19 | 19.0 | 19 | 0 |
| Adam Jones..... | 1 | 0 | 1 | 1.0 | 1 | 0 |
| BENGALS..... | 2 | 0 | 20 | 10.0 | 19 | 0 |
| OPPONENTS..... | 5 | 2 | 35 | 7.0 | 15 | 0 |

| KICKOFF RETURNS | NO | YDS | AVG | LG | TD |
|-----------------|----|-----|------|----|----|
| Adam Jones..... | 3 | 80 | 26.7 | 32 | 0 |
| BENGALS..... | 3 | 80 | 26.7 | 32 | 0 |
| OPPONENTS..... | 3 | 76 | 25.3 | 38 | 0 |

| FIELD GOALS | 1-19 | 20-29 | 30-39 | 40-49 | 50+ |
|------------------|------|-------|-------|-------|-----|
| Mike Nugent..... | 0-0 | 0-0 | 0-0 | 0-0 | 1-1 |
| BENGALS..... | 0-0 | 0-0 | 0-0 | 0-0 | 1-1 |
| OPPONENTS..... | 0-0 | 2-2 | 1-1 | 0-0 | 1-1 |

Mike Nugent: (57G).

Opponents: (38G, 29G, 22G, 53G).

| DEFENSE* | ST | AT | TT | SKS-YDS | INT-YDS | PD | FF | FR-YDS |
|-----------------------|----|----|----|---------|---------|----|----|--------|
| Vincent Rey..... | 5 | 6 | 11 | 0-0 | 0-0 | 0 | 1 | 0-0 |
| Emmanuel Lamur..... | 6 | 0 | 6 | 0-0 | 0-0 | 0 | 0 | 0-0 |
| Adam Jones..... | 4 | 2 | 6 | 0-0 | 0-0 | 0 | 0 | 0-0 |
| Reggie Nelson..... | 4 | 1 | 5 | 0-0 | 0-0 | 0 | 0 | 1-6 |
| Marquis Flowers..... | 3 | 2 | 5 | 0-0 | 0-0 | 0 | 0 | 0-0 |
| George Iloka..... | 2 | 3 | 5 | 0-0 | 0-0 | 0 | 0 | 0-0 |
| Brandon Thompson..... | 2 | 2 | 4 | 0-0 | 0-0 | 0 | 0 | 0-0 |
| Terence Newman..... | 3 | 0 | 3 | 0-0 | 0-0 | 1 | 0 | 0-0 |
| Geno Atkins..... | 2 | 1 | 3 | 0.5-4 | 0-0 | 0 | 0 | 0-0 |
| Dre Kirkpatrick..... | 2 | 1 | 3 | 0-0 | 0-0 | 1 | 0 | 0-0 |
| Domata Peko..... | 1 | 2 | 3 | 0-0 | 0-0 | 0 | 0 | 0-0 |
| Darqueze Dennard..... | 2 | 0 | 2 | 0-0 | 0-0 | 0 | 1 | 0-0 |
| Rey Mauluga..... | 2 | 0 | 2 | 0-0 | 0-0 | 1 | 0 | 0-0 |
| Carlos Dunlap..... | 1 | 1 | 2 | 0-0 | 0-0 | 0 | 0 | 0-0 |
| Leon Hall..... | 1 | 1 | 2 | 0-0 | 0-0 | 1 | 0 | 0-0 |
| Wallace Gilberry..... | 0 | 2 | 2 | 0-0 | 0-0 | 0 | 0 | 0-0 |
| Margus Hunt..... | 0 | 2 | 2 | 0.5-4 | 0-0 | 0 | 0 | 0-0 |

| SPECIAL TEAMS* | ST | AT | TT | FF | FR-YDS | BP | BFG | BXP |
|----------------------|----|----|----|----|--------|----|-----|-----|
| Clark Harris..... | 1 | 2 | 3 | 0 | 0-0 | 0 | 0 | 0 |
| Taylor Mays..... | 2 | 0 | 2 | 0 | 0-0 | 0 | 0 | 0 |
| Cedric Peerman..... | 0 | 2 | 2 | 0 | 0-0 | 0 | 0 | 0 |
| Ryan Hewitt..... | 1 | 0 | 1 | 0 | 0-0 | 0 | 0 | 0 |
| Dre Kirkpatrick..... | 1 | 0 | 1 | 0 | 0-0 | 0 | 0 | 0 |
| Nico Johnson..... | 0 | 1 | 1 | 0 | 0-0 | 0 | 0 | 0 |
| Shawn Williams..... | 0 | 1 | 1 | 0 | 0-0 | 0 | 0 | 0 |

| MISCELLANEOUS DEFENSE* | ST | AT | TT | FF | FR-YDS |
|------------------------|----|----|----|----|--------|
| Clint Boling..... | 1 | 0 | 1 | 0 | 0-0 |

* NOTE: All defensive statistics above are press box statistics produced at the games.

2015 POSTSEASON STATISTICS

POSTSEASON RECORD: 0-1

HEAD COACH: MARVIN LEWIS
REGULAR-SEASON RECORD: 12-4
(1ST IN AFC NORTH)

| DATE | W-L | SCORE | OPPONENT | ATTENDANCE |
|---------|-----|-------|------------|------------|
| 1-9-16* | L | 16-18 | PITTSBURGH | 63,257 |

* AFC Wild Card Playoff

| TEAM STATISTICS | BENGALS | OPPONENTS |
|-------------------------|---------|-----------|
| TOTAL FIRST DOWNS..... | 19 | 21 |
| Rushing..... | 5 | 6 |
| Passing..... | 11 | 10 |
| Penalty..... | 3 | 5 |
| 3rd Down: Made-Att..... | 5-15 | 2-13 |
| 3rd Down Pct..... | 33.3 | 15.4 |
| 4th Down: Made-Att..... | 1-1 | 1-1 |
| 4th Down Pct..... | 100.0 | 100.0 |
| POSSESSION AVG..... | 29:23 | 30:37 |
| TOTAL NET YARDS..... | 279 | 369 |
| Avg. Per Game..... | 279.0 | 369.0 |
| Total Plays..... | 68 | 69 |
| Avg. Per Play..... | 5.3 | 5.3 |
| NET YARDS RUSHING..... | 91 | 167 |
| Avg. Per Game..... | 91.0 | 167.0 |
| Total Rushes..... | 24 | 29 |
| NET YARDS PASSING..... | 188 | 202 |
| Avg. Per Game..... | 188.0 | 202.0 |
| Sacked-Yards Lost..... | 3-24 | 4-38 |
| Gross Yards..... | 212 | 240 |
| Att.-Completions..... | 41-23 | 36-20 |
| Completion Pct..... | 56.1 | 55.6 |
| Had Intercepted..... | 1 | 1 |
| PUNTS-AVG..... | 6-42.5 | 7-41.9 |
| Net Punting Avg..... | 6-41.2 | 7-37.0 |
| PENALTIES-YARDS..... | 8-79 | 10-142 |
| FUMBLES-BALLS LOST..... | 5-3 | 2-1 |
| TOUCHDOWNS..... | 2 | 1 |
| Rushing..... | 1 | 0 |
| Passing..... | 1 | 1 |
| Returns..... | 0 | 0 |

| SCORE BY PERIODS | 1 | 2 | 3 | 4 | OT | PTS |
|------------------|---|---|---|----|----|-----|
| BENGALS..... | 0 | 0 | 0 | 16 | 0 | 16 |
| OPPONENTS..... | 0 | 6 | 9 | 3 | 0 | 18 |

| SCORING | TD | TD-R | TD-P | TD-R | K-PAT | FG | S | PTS |
|------------------|----|------|------|------|-------|-----|---|-----|
| A.J. Green..... | 1 | 0 | 1 | 0 | — | — | 0 | 6 |
| Jeremy Hill..... | 1 | 1 | 0 | 0 | — | — | 0 | 6 |
| Mike Nugent..... | 0 | 0 | 0 | 0 | 1-1 | 1-1 | 0 | 4 |
| BENGALS..... | 2 | 1 | 1 | 0 | 1-1 | 1-1 | 0 | 16 |
| OPPONENTS..... | 1 | 0 | 1 | 0 | 0-0 | 4-4 | 0 | 18 |

Two-point conversions: None. BENGALS 0-1 (0-1 R, 0-0 P),
OPPONENTS 0-1 (0-0 R, 0-1 P).

Fumbles-lost: AJ McCarron 3-1, Giovanni Bernard 1-1, Jeremy Hill
1-1. BENGALS 5-3 OPPONENTS 2-1.

| PASSING | ATT | CMP | YDS | CMP% | YDS/ATT | TD | TD% | INT | INT% | LG | SKD-YDS | RAT |
|------------------|-----|-----|-----|------|---------|----|-----|-----|------|-----|---------|------|
| AJ McCarron..... | 41 | 23 | 212 | 56.1 | 5.17 | 1 | 2.4 | 1 | 2.4 | 25t | 3-24 | 68.3 |
| BENGALS..... | 41 | 23 | 212 | 56.1 | 5.17 | 1 | 2.4 | 1 | 2.4 | 25t | 3-24 | 68.3 |
| OPPONENTS..... | 36 | 20 | 240 | 55.6 | 6.67 | 1 | 2.8 | 1 | 2.8 | 60 | 4-38 | 73.8 |

| RUSHING | ATT | YDS | AVG | LG | TD |
|----------------------|-----|-----|-----|----|----|
| Jeremy Hill..... | 12 | 50 | 4.2 | 38 | 1 |
| Giovani Bernard..... | 6 | 28 | 4.7 | 14 | 0 |
| AJ McCarron..... | 5 | 9 | 1.8 | 6 | 0 |
| Rex Burkhead..... | 1 | 4 | 4.0 | 4 | 0 |
| BENGALS..... | 24 | 91 | 3.8 | 38 | 1 |
| OPPONENTS..... | 29 | 167 | 5.8 | 44 | 0 |

| RECEIVING | REC | YDS | AVG | LG | TD |
|----------------------|-----|-----|------|-----|----|
| A.J. Green..... | 5 | 71 | 14.2 | 25t | 1 |
| Tyler Eifert..... | 5 | 58 | 11.6 | 18 | 0 |
| Marvin Jones..... | 4 | 32 | 8.0 | 13 | 0 |
| Jeremy Hill..... | 3 | 27 | 9.0 | 13 | 0 |
| Mohamed Sanu..... | 3 | 17 | 5.7 | 8 | 0 |
| Giovani Bernard..... | 2 | 2 | 1.0 | 4 | 0 |
| Rex Burkhead..... | 1 | 5 | 5.0 | 5 | 0 |
| BENGALS..... | 23 | 212 | 9.2 | 25t | 1 |
| OPPONENTS..... | 20 | 240 | 12.0 | 60 | 1 |

| INTERCEPTIONS | NO | YDS | AVG | LG | TD |
|----------------------|----|-----|------|----|----|
| Vontaze Burfict..... | 1 | 0 | 0.0 | 0 | 0 |
| BENGALS..... | 1 | 0 | 0.0 | 0 | 0 |
| OPPONENTS..... | 1 | 35 | 35.0 | 35 | 0 |

| PUNTING | NO | YDS | AVG | NET | TB | IN-20 | LG | BLK. |
|------------------|----|-----|------|------|----|-------|----|------|
| Kevin Huber..... | 6 | 255 | 42.5 | 41.2 | 0 | 3 | 51 | 0 |
| BENGALS..... | 6 | 255 | 42.5 | 41.2 | 0 | 3 | 51 | 0 |
| OPPONENTS..... | 7 | 293 | 41.9 | 37.0 | 0 | 3 | 47 | 0 |

| PUNT RETURNS | NO | FC | YDS | AVG | LG | TD |
|-------------------|----|----|-----|------|----|----|
| Adam Jones..... | 1 | 1 | 24 | 24.0 | 24 | 0 |
| Brandon Tate..... | 1 | 2 | 10 | 10.0 | 10 | 0 |
| BENGALS..... | 2 | 3 | 34 | 17.0 | 24 | 0 |
| OPPONENTS..... | 2 | 2 | 8 | 4.0 | 6 | 0 |

| KICKOFF RETURNS | NO | YDS | AVG | LG | TD |
|-----------------|----|-----|------|----|----|
| Adam Jones..... | 2 | 50 | 25.0 | 28 | 0 |
| BENGALS..... | 2 | 50 | 25.0 | 28 | 0 |
| OPPONENTS..... | 1 | 16 | 16.0 | 16 | 0 |

| FIELD GOALS | 1-19 | 20-29 | 30-39 | 40-49 | 50+ |
|------------------|------|-------|-------|-------|-----|
| Mike Nugent..... | 0-0 | 0-0 | 1-1 | 0-0 | 0-0 |
| BENGALS..... | 0-0 | 0-0 | 1-1 | 0-0 | 0-0 |
| OPPONENTS..... | 0-0 | 0-0 | 4-4 | 0-0 | 0-0 |

Mike Nugent: (36G).

Opponents: (39G, 30G, 34G, 35G).

| DEFENSE* | ST | AT | TT | SKS-YDS | INT-YDS | PD | FF | FR-YDS |
|-------------------------|----|----|----|---------|---------|----|----|--------|
| Rey Mauluga..... | 7 | 3 | 10 | 0-0 | 0-0 | 0 | 0 | 0-0 |
| Vontaze Burfict..... | 5 | 1 | 6 | 1-12 | 1-0 | 1 | 1 | 0-0 |
| Shawn Williams..... | 5 | 0 | 5 | 0-0 | 0-0 | 0 | 1 | 0-0 |
| George Iloka..... | 4 | 1 | 5 | 0-0 | 0-0 | 0 | 0 | 1-0 |
| Michael Johnson..... | 4 | 1 | 5 | 0-0 | 0-0 | 0 | 0 | 0-0 |
| Geno Atkins..... | 3 | 0 | 3 | 1-5 | 0-0 | 0 | 0 | 0-0 |
| Reggie Nelson..... | 3 | 0 | 3 | 1-10 | 0-0 | 0 | 0 | 0-0 |
| Derron Smith..... | 3 | 0 | 3 | 0-0 | 0-0 | 0 | 0 | 0-0 |
| Dre Kirkpatrick..... | 2 | 1 | 3 | 0-0 | 0-0 | 0 | 0 | 0-0 |
| Chris Lewis-Harris..... | 2 | 1 | 3 | 0-0 | 0-0 | 1 | 0 | 0-0 |
| Carlos Dunlap..... | 1 | 2 | 3 | 0.5-5.5 | 0-0 | 1 | 0 | 0-0 |
| Leon Hall..... | 2 | 0 | 2 | 0-0 | 0-0 | 1 | 0 | 0-0 |
| Adam Jones..... | 1 | 1 | 2 | 0-0 | 0-0 | 0 | 0 | 0-0 |
| Vincent Rey..... | 1 | 1 | 2 | 0-0 | 0-0 | 1 | 0 | 0-0 |
| Will Clarke..... | 1 | 0 | 1 | 0-0 | 0-0 | 0 | 0 | 0-0 |
| A.J. Hawk..... | 1 | 0 | 1 | 0-0 | 0-0 | 0 | 0 | 0-0 |
| Wallace Gilberry..... | 0 | 1 | 1 | 0-0 | 0-0 | 0 | 0 | 0-0 |
| Pat Sims..... | 0 | 1 | 1 | 0.5-5.5 | 0-0 | 1 | 0 | 0-0 |

| SPECIAL TEAMS* | ST | AT | TT | FF | FR-YDS | BP | BFG | BXP |
|-------------------------|----|----|----|----|--------|----|-----|-----|
| P.J. Dawson..... | 1 | 0 | 1 | 0 | 0-0 | 0 | 0 | 0 |
| Rex Burkhead..... | 0 | 1 | 1 | 0 | 0-0 | 0 | 0 | 0 |
| Chris Lewis-Harris..... | 0 | 1 | 1 | 0 | 0-0 | 0 | 0 | 0 |
| Trevor Roach..... | 0 | 1 | 1 | 0 | 0-0 | 0 | 0 | 0 |
| Josh Shaw..... | 0 | 1 | 1 | 0 | 0-0 | 0 | 0 | 0 |

| MISCELLANEOUS DEFENSE* | ST | AT | TT | FF | FR-YDS |
|------------------------|----|----|----|----|--------|
| Clint Boling..... | 1 | 1 | 2 | 0 | 0-0 |
| Giovani Bernard..... | 1 | 0 | 1 | 0 | 0-0 |
| A.J. Green..... | 0 | 1 | 1 | 0 | 0-0 |

* NOTE: All defensive statistics above are press box statistics produced at the games.

POSTSEASON GAME SUMMARIES

1970 SEASON

AFC DIVISIONAL PLAYOFF

Baltimore Colts 17, Cincinnati Bengals 0
Saturday, Dec. 26, 1970 at Memorial Stadium

In their first season in the NFL after two in the American Football League, the Bengals made a furious run to reach the playoffs, winning their last seven games after a 1-6 start and claiming the first AFC Central Division title. But the powerful Colts, who would go on to defeat Dallas in Super Bowl V, were too much for Cincinnati. Legendary Baltimore QB Johnny Unitas threw TD passes to WRs Roy Jefferson and Ed Hinton in the first and fourth quarters, and the Baltimore defense came through on a cold, windy day, limiting Cincinnati to 63 yards rushing and 76 passing. Colts rookie RB Norm Bulaich rushed for 116 yards on 25 carries. Jim O'Brien, the Colts kicker from the University of Cincinnati, kicked a 44-yard FG. O'Brien would wind up making the game-winning FG as time expired in Super Bowl V. Cincinnati's lone scoring attempt, a 50-yard FG try by K Horst Muhlmann, was blocked by LB Ray May.

| SCORE BY PERIODS | 1 | 2 | 3 | 4 | OT | PTS. |
|------------------|---|---|---|---|----|------|
| Cincinnati..... | 0 | 0 | 0 | 0 | — | 0 |
| Baltimore..... | 7 | 3 | 0 | 7 | — | 17 |

TEAM — SCORING PLAY QTR.-LEFT

| | |
|---|--------|
| Balt. — Jefferson 45 pass from Unitas (O'Brien kick)..... | 1:0:59 |
| Balt. — O'Brien 44 field goal..... | 2:7:37 |
| Balt. — Hinton 53 pass from Unitas (O'Brien kick)..... | 4:7:07 |

Missed FGs: O'Brien (50B, 44WR), Muhlmann (50B).
Attendance: 51,127. Time: 2:19.

| TEAM STATISTICS | CIN. | BALT. |
|--|--------|--------|
| First downs..... | 7 | 15 |
| Third down conversions-attempts..... | 3-14 | 6-14 |
| Total net yards..... | 139 | 299 |
| Net yards rushing..... | 63 | 170 |
| Net yards passing..... | 76 | 129 |
| Pass attempts-completions-interceptions..... | 21-8-1 | 17-6-0 |
| Sacks against-yards lost..... | 3-17 | 2-16 |
| Punts-average..... | 8-39.1 | 6-38.3 |
| Punt returns-yards..... | 2-6 | 7-28 |
| Kickoff returns-yards..... | 3-46 | 1-0 |
| Penalties-yards..... | 1-5 | 6-63 |
| Fumbles-lost..... | 1-0 | 0-0 |
| Time of possession..... | NA | NA |

RUSHING

| CIN. | ATT | YDS | LG | TD | BALT. | ATT | YDS | LG | TD |
|----------|-----|-----|----|----|-----------|-----|-----|----|----|
| Robinson | 5 | 25 | 9 | 0 | Bulaich | 25 | 116 | 13 | 0 |
| Carter | 2 | 16 | 9 | 0 | Nowatzke | 10 | 25 | 6 | 0 |
| Phillips | 10 | 12 | 4 | 0 | Unitas | 2 | 18 | 17 | 0 |
| Lewis | 3 | 10 | 9 | 0 | Hill | 3 | 11 | 8 | 0 |
| Johnson | 2 | 0 | 3 | 0 | Jefferson | 3 | 5 | 8 | 0 |
| | | | | | Havrilak | 3 | 0 | 1 | 0 |
| | | | | | Hinton | 1 | -5 | -5 | 0 |
| TOTALS | 22 | 63 | 9 | 0 | TOTALS | 47 | 170 | 17 | 0 |

PASSING

| CIN. | ATT | CMP | YDS | TD-I | BALT. | ATT | CMP | YDS | TD-I |
|--------|-----|-----|-----|------|--------|-----|-----|-----|------|
| Carter | 20 | 7 | 64 | 0-1 | Unitas | 17 | 6 | 145 | 2-0 |
| Wyche | 1 | 1 | 29 | 0-0 | | | | | |
| TOTALS | 21 | 8 | 93 | 0-1 | TOTALS | 17 | 6 | 145 | 2-0 |

RECEIVING

| CIN. | NO | YDS | LG | TD | BALT. | NO | YDS | LG | TD |
|----------|----|-----|----|----|-----------|----|-----|-----|----|
| Myers | 4 | 66 | 29 | 0 | Hinton | 3 | 86 | 53t | 1 |
| Phillips | 2 | 12 | 6 | 0 | Jefferson | 2 | 51 | 45t | 1 |
| Thomas | 1 | 9 | 9 | 0 | Mackey | 1 | 8 | 8 | 0 |
| Johnson | 1 | 6 | 6 | 0 | | | | | |
| TOTALS | 8 | 93 | 29 | 0 | TOTALS | 6 | 145 | 53t | 2 |

DEFENSE

Cincinnati (press box stats) — ST-AT-TT: Bergey 7-7-14, Chomyszak 5-6-11, Avery 5-4-9, Beauchamp 6-2-8, Berry 4-4-8, Dyer 3-5-8, Reid 6-1-7, Carpenter 4-2-6, Parrish 4-0-4, Smith 3-0-3, Roman 2-1-3, Baccaglio 2-0-2, Lamb 1-1-2, Guillory 1-0-1, Johnson 1-0-1, Peterson 1-0-1, Riley 0-1-1. SKS.-YDS.: Berry 1-8, Chomyszak 1-8. INT.-YDS.: None. PD: Riley 2, Berry 1, Chomyszak 1, Parrish 1. FF: NA. FR-YDS.: None.

Baltimore (press box stats) — ST-AT-TT: M.Curtis 5-3-8, Volk 6-1-7, May 5-0-5, Hilton 1-4-5, Duncan 3-1-4, Bi.Smith 3-1-4, Logan 2-1-3, Bu.Smith 2-1-3, Hendricks 1-1-2, Miller 1-1-2, Grant 2-0-2, Gardin 1-0-1, Newsome 1-0-1, Nichols 1-0-1. SKS.-YDS.: Bu.Smith 1-9, Miller 1-3, Hilton 0.5-2.5, Bi.Smith 0.5-2.5. INT.-YDS.: M.Curtis 1-0. PD: Duncan 3, Logan 2, Stukes 2, M.Curtis 1, Volk 1. FF: NA. FR-YDS.: None.

1973 SEASON

AFC DIVISIONAL PLAYOFF

Miami Dolphins 34, Cincinnati Bengals 16
Sunday, Dec. 23, 1973 at the Orange Bowl

As was the case in their first postseason appearance three years earlier, the Bengals lost in the opening playoff round to the team that would go on to win the Super Bowl. The Bengals had tied Pittsburgh at 10-4 atop the AFC Central Division and won the title by virtue of a better AFC record. Miami took the first step toward a Super Bowl VIII win over Minnesota by outgaining Cincinnati 400-194 in net yards and posting 27 first downs to Cincinnati's 11. Cincinnati trailed only 21-16 at halftime after being down 21-3 midway through the second quarter, but the Dolphins shut out Cincinnati in the second half while getting a seven-yard TD pass from QB Bob Griese to TE Jim Mandich and a pair of FGs from K Garo Yepremian. Miami RB Mercury Morris rushed for 106 yards on 20 carries and FB Larry Csonka had 71 yards on 20 carries. The Bengals did not score an offensive TD, getting their only TD on a 45-yard INT return by S Neal Craig. Horst Muhlmann kicked three FGs for Cincinnati.

| SCORE BY PERIODS | 1 | 2 | 3 | 4 | OT | PTS. |
|------------------|----|----|----|---|----|------|
| Cincinnati..... | 3 | 13 | 0 | 0 | — | 16 |
| Miami..... | 14 | 7 | 10 | 3 | — | 34 |

TEAM — SCORING PLAY QTR.-LEFT

| | |
|---|---------|
| Mia. — Warfield 13 pass from Griese (Yepremian kick)..... | 1:9:37 |
| Cin. — Muhlmann 24 field goal..... | 1:5:38 |
| Mia. — Csonka 1 run (Yepremian kick)..... | 1:0:21 |
| Mia. — Morris 4 run (Yepremian kick)..... | 2:7:37 |
| Cin. — Craig 45 interception return (Muhlmann kick)..... | 2:3:26 |
| Cin. — Muhlmann 46 field goal..... | 2:0:08 |
| Cin. — Muhlmann 12 field goal..... | 2:0:04 |
| Mia. — Mandich 7 pass from Griese (Yepremian kick)..... | 3:9:42 |
| Mia. — Yepremian 50 field goal..... | 3:4:48 |
| Mia. — Yepremian 46 field goal..... | 4:11:20 |

Missed FGs: None. Attendance: 74,770. Time: 2:36.

| TEAM STATISTICS | CIN. | MIA. |
|--|---------|---------|
| First downs..... | 11 | 27 |
| Third down conversions-attempts..... | 5-14 | 10-14 |
| Total net yards..... | 194 | 400 |
| Net yards rushing..... | 97 | 241 |
| Net yards passing..... | 97 | 159 |
| Pass attempts-completions-interceptions..... | 27-14-1 | 19-11-2 |
| Sacks against-yards lost..... | 3-16 | 0-0 |
| Punts-average..... | 7-36.3 | 2-49.0 |
| Punt returns-yards..... | 2-26 | 2-6 |
| Kickoff returns-yards..... | 2-42 | 2-14 |
| Penalties-yards..... | 2-19 | 1-5 |
| Fumbles-lost..... | 0-0 | 2-1 |
| Time of possession..... | NA | NA |

RUSHING

| CIN. | ATT | YDS | LG | TD | MIA. | ATT | YDS | LG | TD |
|-----------|-----|-----|----|----|------------|-----|-----|----|----|
| Clark | 7 | 40 | 15 | 0 | Morris | 20 | 106 | 18 | 1 |
| Anderson | 3 | 26 | 22 | 0 | Csonka | 20 | 71 | 12 | 1 |
| E.Johnson | 2 | 17 | 14 | 0 | Klick | 10 | 51 | 27 | 0 |
| Elliott | 7 | 15 | 5 | 0 | Leigh | 1 | 8 | 8 | 0 |
| Curtis | 1 | -1 | -1 | 0 | Nottingham | 1 | 5 | 5 | 0 |
| TOTALS | 20 | 97 | 22 | 0 | TOTALS | 52 | 241 | 27 | 2 |

PASSING

| CIN. | ATT | CMP | YDS | TD-I | MIA. | ATT | CMP | YDS | TD-I |
|----------|-----|-----|-----|------|---------|-----|-----|-----|------|
| Anderson | 27 | 14 | 113 | 0-1 | Griese | 18 | 11 | 159 | 2-1 |
| | | | | | Briscoe | 1 | 0 | 0 | 0-1 |
| TOTALS | 27 | 14 | 113 | 0-1 | TOTALS | 19 | 11 | 159 | 2-2 |

RECEIVING

| CIN. | NO | YDS | LG | TD | MIA. | NO | YDS | LG | TD |
|---------|----|-----|----|----|----------|----|-----|----|----|
| Elliott | 9 | 53 | 16 | 0 | Warfield | 4 | 95 | 48 | 1 |
| Joiner | 2 | 33 | 18 | 0 | Mandich | 3 | 28 | 13 | 1 |
| Clark | 2 | 18 | 12 | 0 | Klick | 3 | 19 | 8 | 0 |
| Curtis | 1 | 9 | 9 | 0 | Briscoe | 1 | 17 | 17 | 0 |
| TOTALS | 14 | 113 | 18 | 0 | TOTALS | 11 | 159 | 48 | 2 |

DEFENSE

Cincinnati (press box stats) — ST-AT-TT: Bergey 7-5-12, Carpenter 7-5-12, Beauchamp 9-2-11, Casanova 9-1-10, Berry 5-1-6, White 5-0-5, Riley 4-1-5, Avery 3-2-5, Craig 3-2-5, Parrish 3-2-5, Pritchard 3-2-5, Adams 1-0-1, DeLeone 1-0-1, Jackson 1-0-1, LeClair 1-0-1, Trumpy 1-0-1, Reid 0-1-1. SKS.-YDS.: None. INT.-YDS.: Craig 1-45, Casanova 1-0. PD: Casanova 1, Craig 1, White 1. FF: NA. FR-YDS.: LeClair 1-0.

Miami (press box stats) — ST-AT-TT: Kolen 6-2-8, Scott 5-2-7, Anderson 5-1-6, Den Herder 5-1-6, Matheson 3-3-6, Bouniconti 3-1-4, Mumphord 2-2-4, Stanfill 2-2-4, Heinz 1-2-3, Bannon 2-0-2, Swift 1-1-2, M.Moore 0-2-2, Babb 1-0-1, Ball 1-0-1, Mandich 1-0-1, Johnson 0-1-1. SKS.-YDS.: Matheson 2-11, Stanfill 1-5. INT.-YDS.: Anderson 1-19. PD: Scott 2, Anderson 1, Johnson 1, Matheson 1. FF: NA. FR-YDS.: None.

1975 SEASON

AFC DIVISIONAL PLAYOFF

Oakland Raiders 31, Cincinnati Bengals 28
Sunday, Dec. 28, 1975 at Oakland Coliseum

The 1975 Bengals posted the best regular-season winning percentage in franchise history (.786), and they led the NFL in passing yards. But their 11-3 record earned them only a Wild Card spot behind 12-2 Pittsburgh in the AFC Central Division, and they drew a road game at 12-2 Oakland in the first playoff round. QB Ken Stabler, who went on to lead the Raiders to the AFC Championship game for the third straight year, passed for three TDs against Cincinnati. The Bengals closed a 31-14 fourth-quarter deficit to 31-28 with QB Ken Anderson's TD passes of 25 and 14 yards to WRs Charlie Joiner and Isaac Curtis, and Cincinnati had a chance to win after DT Ron Carpenter recovered a Raiders fumble on the Oakland 38 with 4:19 left. But a sack by future Hall-of-Fame LB Ted Hendricks helped the Raiders hold the Bengals without a first down, and after failing on a fourth-down try, the Bengals never regained possession. Stabler completed 17 of 23 attempts for 199 yards, three TDs and just one INT, while the Raiders totaled for 173 yards rushing. Anderson completed 17 of 27 passes for 201 yards, two TDs and no INTs, but was sacked five times.

| SCORE BY PERIODS | 1 | 2 | 3 | 4 | OT | PTS. |
|------------------|---|----|---|----|----|------|
| Cincinnati..... | 0 | 7 | 7 | 14 | — | 28 |
| Oakland..... | 3 | 14 | 7 | 7 | — | 31 |

| TEAM — SCORING PLAY | QTR.-LEFT |
|---|-----------|
| Oak. — Blanda 27 field goal..... | 1-2:13 |
| Oak. — Siani 9 pass from Stabler (Blanda kick)..... | 2-12:53 |
| Cin. — Fritts 1 run (Green kick)..... | 2-5:50 |
| Oak. — Moore 8 pass from Stabler (Blanda kick)..... | 2-1:54 |
| Oak. — Banaszak 6 run (Blanda kick)..... | 3-10:00 |
| Cin. — Elliott 6 run (Green kick)..... | 3-4:46 |
| Oak. — Casper 2 pass from Stabler (Blanda kick)..... | 4-13:03 |
| Cin. — Joiner 25 pass from Anderson (Green kick)..... | 4-10:13 |
| Cin. — Curtis 14 pass from Anderson (Green kick)..... | 4-5:44 |

Missed FGs: Blanda (41SH, 21B). Attendance: 53,039. Time: 2:50.

| TEAM STATISTICS | CIN. | OAK. |
|--|---------|---------|
| First downs..... | 17 | 27 |
| Third down conversions-attempts..... | 3-11 | 6-14 |
| Total net yards..... | 258 | 358 |
| Net yards rushing..... | 97 | 173 |
| Net yards passing..... | 161 | 185 |
| Pass attempts-completions-interceptions..... | 27-17-0 | 23-17-1 |
| Sacks against-yards lost..... | 5-40 | 1-14 |
| Punts-average..... | 6-35.8 | 1-38.0 |
| Punt returns-yards..... | 1-7 | 4-64 |
| Kickoff returns-yards..... | 4-71 | 5-121 |
| Penalties-yards..... | 5-37 | 7-64 |
| Fumbles-lost..... | 1-0 | 2-1 |
| Time of possession..... | NA | NA |

RUSHING

| CIN. | ATT | YDS | LG | TD | OAK. | ATT | YDS | LG | TD |
|------------|-----|-----|----|----|-------------|-----|-----|----|----|
| Clark | 8 | 46 | 10 | 0 | Davis | 16 | 63 | 18 | 0 |
| Elliott | 4 | 25 | 9 | 1 | Banaszak | 17 | 62 | 18 | 1 |
| Fritts | 6 | 14 | 6 | 1 | Hubbard | 12 | 33 | 8 | 0 |
| Anderson | 3 | 12 | 8 | 0 | J. Phillips | 3 | 16 | 8 | 0 |
| E. Johnson | 3 | 0 | 6 | 0 | Van Eeghen | 1 | 3 | 3 | 0 |
| Williams | 1 | 0 | 0 | 0 | Stabler | 2 | -4 | -2 | 0 |
| TOTALS | 25 | 97 | 10 | 2 | TOTALS | 51 | 173 | 18 | 1 |

PASSING

| CIN. | ATT | CMP | YDS | TD-I | OAK. | ATT | CMP | YDS | TD-I |
|----------|-----|-----|-----|------|---------|-----|-----|-----|------|
| Anderson | 27 | 17 | 201 | 2-0 | Stabler | 23 | 17 | 199 | 3-1 |
| TOTALS | 27 | 17 | 201 | 2-0 | TOTALS | 23 | 17 | 199 | 3-1 |

RECEIVING

| CIN. | NO | YDS | LG | TD | OAK. | NO | YDS | LG | TD |
|---------|----|-----|----|----|--------|----|-----|----|----|
| Clark | 4 | 38 | 26 | 0 | Moore | 6 | 57 | 17 | 1 |
| Myers | 3 | 67 | 37 | 0 | Branch | 5 | 89 | 36 | 0 |
| Joiner | 3 | 60 | 28 | 1 | Siani | 3 | 35 | 15 | 1 |
| Curtis | 3 | 20 | 14 | 1 | Davis | 2 | 16 | 10 | 0 |
| Coslet | 2 | 14 | 9 | 0 | Casper | 1 | 2 | 2 | 1 |
| Elliott | 1 | 9 | 9 | 0 | | | | | |
| Trumpy | 1 | -7 | -7 | 0 | | | | | |
| TOTALS | 17 | 201 | 37 | 2 | TOTALS | 17 | 199 | 36 | 3 |

DEFENSE

Cincinnati (press box stats) — ST-AT-TT: LeClair 13-0-13, Jackson 9-0-9, Casanova 7-0-7, Pritchard 7-0-7, Riley 4-0-4, White 4-0-4, Beauchamp 3-0-3, K. Johnson 3-0-3, Brown 2-0-2, Carpenter 2-0-2, Parrish 2-0-2, Cousino 1-0-1, Green 1-0-1, Harris 1-0-1, Novak 1-0-1. SKS.-YDS.: Brown 1-14. INT.-YDS.: Riley 1-34. PD: Riley 2, Casanova 1, Jackson 1, LeClair 1, Parrish 1. FF: NA. FR-YDS.: Carpenter 1-0.

Oakland (press box stats) — ST-AT-TT: Hendricks 7-0-7, Johnson 5-0-5, C. Phillips 5-0-5, Irons 4-1-5, Colzie 4-0-4, Thoms 4-0-4, Villapiano 3-1-4, Sistrunk 3-0-3, Thomas 3-0-3, Atkinson 2-0-2, Jones 2-0-2, Tatum 2-0-2, Banaszak 1-0-1, Denney 1-0-1, Van Eeghen 1-0-1. SKS.-YDS.: Hendricks 3-26, Thoms 1-8, Sistrunk 1-6. INT.-YDS.: None. PD: Johnson 3, Colzie 2, Thomas 2, C. Phillips 1, Tatum 1, Villapiano 1. FF: NA. FR-YDS.: None.

1981 SEASON

AFC DIVISIONAL PLAYOFF

Cincinnati Bengals 28, Buffalo Bills 21
Sunday, Jan. 3, 1982 at Riverfront Stadium

It took four tries, but the AFC Central Division Champion Bengals finally won a playoff game — their first-ever postseason home contest — when they held off a rallying Bills Wild Card team, taking the first step toward Super Bowl XVI. Cincinnati, which failed to produce a postseason win in its first three playoff appearances — in 1970, '73 and '75 — lost leads of 14-0 and 21-14 before eventually winning with what was a solid performance by the entire team. The offense didn't yield a turnover while the defense intercepted two Buffalo passes, and the special teams played soundly the entire game. QB Ken Anderson, who was the NFL's top-rated quarterback and its consensus MVP in the regular season, connected on a 16-yard TD pass to rookie WR Cris Collinsworth with 10:39 remaining in the fourth quarter to break a tie and take a 28-21 lead. The Bills were again poised to tie the game and set up an overtime period after driving 50 yards to the Bengals' 20 with just over three minutes left. But a costly delay-of-game penalty on fourth down led to giving the ball back to Cincinnati, and Buffalo was unable to mount another serious threat. Anderson completed 14 of 21 passes for 192 yards and directed a 305-yard attack, and TE Dan Ross recorded a game-high six receptions for 71 yards. The Bills held Bengals FB Pete Johnson, who had a career-high 1077 rushing yards in the regular season, to just 45 yards on 17 carries. But HB Charles Alexander — Johnson's blocker for the majority of the regular season — responded for Cincinnati with a season-high 72 yards, with two TD runs.

| SCORE BY PERIODS | 1 | 2 | 3 | 4 | OT | PTS. |
|------------------|----|---|---|---|----|------|
| Buffalo..... | 0 | 7 | 7 | 7 | — | 21 |
| Cincinnati..... | 14 | 0 | 7 | 7 | — | 28 |

| TEAM — SCORING PLAY | QTR.-LEFT |
|--|-----------|
| Cin. — Alexander 4 run (Breech kick)..... | 1-8:56 |
| Cin. — Johnson 1 run (Breech kick)..... | 1-2:40 |
| Buff. — Cribbs 1 run (Mike-Mayer kick)..... | 2-0:20 |
| Buff. — Cribbs 44 run (Mike-Mayer kick)..... | 3-10:23 |
| Cin. — Alexander 20 run (Breech kick)..... | 3-6:56 |
| Buff. — Butler 21 pass from Ferguson (Mike-Mayer kick)..... | 4-14:52 |
| Cin. — Collinsworth 16 pass from Anderson (Breech kick)..... | 4-10:39 |

Missed FGs: Breech (33B). Attendance: 55,420. Time: 2:50.

| TEAM STATISTICS | BUFF. | CIN. |
|--|---------|---------|
| First downs..... | 21 | 22 |
| Third down conversions-attempts..... | 3-9 | 6-11 |
| Total net yards..... | 336 | 305 |
| Net yards rushing..... | 134 | 136 |
| Net yards passing..... | 202 | 169 |
| Pass attempts-completions-interceptions..... | 31-15-2 | 21-14-0 |
| Sacks against-yards lost..... | 0-0 | 4-23 |
| Punts-average..... | 3-42.0 | 4-44.5 |
| Punt returns-yards..... | 2-8 | 1-27 |
| Kickoff returns-yards..... | 5-82 | 4-94 |
| Penalties-yards..... | 6-56 | 5-44 |
| Fumbles-lost..... | 0-0 | 0-0 |
| Time of possession..... | 28:19 | 31:41 |

RUSHING

| BUFF. | ATT | YDS | LG | TD | CIN. | ATT | YDS | LG | TD |
|--------|-----|-----|----|----|------------|-----|-----|----|----|
| Cribbs | 15 | 90 | 44 | 2 | Alexander | 13 | 72 | 20 | 2 |
| Hooks | 9 | 30 | 7 | 0 | Johnson | 17 | 45 | 9 | 1 |
| Leaks | 3 | 12 | 6 | 0 | Anderson | 2 | 15 | 13 | 0 |
| Brown | 1 | 2 | 2 | 0 | A. Griffin | 1 | 4 | 4 | 0 |
| TOTALS | 28 | 134 | 44 | 2 | TOTALS | 33 | 136 | 20 | 3 |

PASSING

| BUFF. | ATT | CMP | YDS | TD-I | CIN. | ATT | CMP | YDS | TD-I |
|----------|-----|-----|-----|------|----------|-----|-----|-----|------|
| Ferguson | 31 | 15 | 202 | 1-2 | Anderson | 21 | 14 | 192 | 1-0 |
| TOTALS | 31 | 15 | 202 | 1-2 | TOTALS | 21 | 14 | 192 | 1-0 |

RECEIVING

| BUFF. | NO | YDS | LG | TD | CIN. | NO | YDS | LG | TD |
|---------|----|-----|----|----|--------------|----|-----|----|----|
| Butler | 4 | 98 | 54 | 1 | Ross | 6 | 71 | 18 | 0 |
| Lewis | 3 | 38 | 19 | 0 | Johnson | 3 | 23 | 9 | 0 |
| Brammer | 3 | 23 | 11 | 0 | Collinsworth | 2 | 24 | 16 | 1 |
| Leaks | 2 | 16 | 9 | 0 | Kreider | 1 | 42 | 42 | 0 |
| Hooks | 2 | 15 | 9 | 0 | Curtis | 1 | 22 | 22 | 0 |
| Jessie | 1 | 12 | 12 | 0 | Alexander | 1 | 10 | 10 | 0 |
| TOTALS | 15 | 202 | 54 | 1 | TOTALS | 14 | 192 | 42 | 1 |

DEFENSE

Buffalo (press box stats) — ST-AT-TT: Haslett 3-6-9, Robertson 5-3-8, Simpson 2-5-7, Villapiano 2-5-7, Freeman 4-2-6, Sanford 3-1-4, Smerlas 2-2-4, White 1-3-4, Kush 1-2-3, Brown 1-1-2, Nixon 1-1-2, Ritcher 1-1-2, Johnson 1-0-1, Jones 1-0-1, Kadish 1-0-1, Romes 1-0-1, C. Williams 1-0-1, Cater 0-1-1, B. Williams 0-1-1. SKS.-YDS.: Johnson 1-NA, Smerlas 1-NA, White 1-NA, B. Williams 1-NA. INT.-YDS.: None. PD: Romes 2, Simpson 2, Freeman 1, Kush 1, Sanford 1. FF: None. FR-YDS.: None.

Cincinnati (press box stats) — ST-AT-TT: B. Harris 6-2-8, Cameron 3-4-7, Williams 2-4-6, Browner 4-1-5, Hicks 3-2-5, LeClair 2-3-5, Edwards 2-2-4, Kemp 0-4-4, Breeden 3-0-3, Dinkel 1-2-3, R. Griffin 2-0-2, Riley 2-0-2, Simmons 1-1-2, Whitley 1-1-2, Davis 0-2-2, Fuller 1-0-1, Verser 1-0-1, Bush 0-1-1. SKS.-YDS.: None. INT.-YDS.: B. Harris 1-16, Riley 1-0. PD: Breeden 4, Kemp 3, Riley 2, Williams 2, Cameron 1, B. Harris 1, LeClair 1. FF: None. FR-YDS.: None.

1981 SEASON

AFC CHAMPIONSHIP

"The Freezer Bowl"

Cincinnati Bengals 27, San Diego Chargers 7
Sunday, Jan. 10, 1982 at Riverfront Stadium

This game not only brought the Bengals their first AFC Championship and a berth in Super Bowl XVI, it was played in conditions that made the 46,302 fans on hand feel like champions themselves. With a frigid temperature of minus-9 degrees, winds gusting from 20 to 35 miles per hour and an incredible wind-chill factor of minus-59, this famous game became known as the "Freezer Bowl." To this day, no NFL game has been played with a wind chill so cold. More than 13,000 ticket holders stayed home, but those who came saw the Bengals dominate their opponents from sunny San Diego. The Bengals first attacked them mentally, as every Cincinnati offensive and defensive lineman — along with FB Pete Johnson — took the psychological initiative to tough the cold and play in short sleeves. The teams were relatively even in yards gained with Cincinnati leading 318-301, but the Bengals won the turnover battle 4-0 with two INTs and two FRs. Chargers QB Dan Fouts struggled more in the arctic atmosphere than Bengals QB Ken Anderson, who completed 14 of 22 passes for 161 yards, two TDs and no INTs. Only one player suffered a weather-related injury in the game — Bengals DE Eddie Edwards with a froslbitten right ear.

| SCORE BY PERIODS | 1 | 2 | 3 | 4 | OT | PTS. |
|------------------|----|---|---|---|----|------|
| San Diego | 0 | 7 | 0 | 0 | — | 7 |
| Cincinnati | 10 | 7 | 3 | 7 | — | 27 |

| TEAM — SCORING PLAY | QTR.-LEFT |
|---|-----------|
| Cin. — Breech 31 field goal | 1-8:05 |
| Cin. — M.Harris 8 pass from Anderson (Breech kick) | 1-7:06 |
| S.D. — Winslow 33 pass from Fouts (Benirschke kick) | 2-13:34 |
| Cin. — Johnson 1 run (Breech kick) | 2-9:57 |
| Cin. — Breech 38 field goal | 3-7:47 |
| Cin. — Bass 3 pass from Anderson (Breech kick) | 4-6:52 |

Missed FGs: Benirschke (37SH, 50SH). Attendance: 46,302. Time: 2:47.

| TEAM STATISTICS | S.D. | CIN. |
|---|---------|---------|
| First downs | 18 | 19 |
| Third down conversions-attempts | 5-12 | 5-11 |
| Total net yards | 301 | 318 |
| Net yards rushing | 128 | 143 |
| Net yards passing | 173 | 175 |
| Pass attempts-completions-interceptions | 28-15-2 | 23-15-0 |
| Sacks against-yards lost | 2-12 | 0-0 |
| Punts-average | 2-29.5 | 3-30.6 |
| Punt returns-yards | 1-7 | 0-0 |
| Kickoff returns-yards | 7-132 | 1-40 |
| Penalties-yards | 2-15 | 3-25 |
| Fumbles-lost | 4-2 | 3-1 |
| Time of possession | 29:42 | 30:18 |

| RUSHING | | | | | | | | | |
|-------------|-----|-----|----|----|--------------|-----|-----|----|----|
| S.D. | ATT | YDS | LG | TD | CIN. | ATT | YDS | LG | TD |
| Muncie | 23 | 94 | 11 | 0 | Johnson | 21 | 80 | 11 | 1 |
| Brooks | 6 | 23 | 9 | 0 | Alexander | 9 | 22 | 4 | 0 |
| Fouts | 1 | 6 | 6 | 0 | Anderson | 5 | 39 | 13 | 0 |
| Cappelletti | 1 | 5 | 5 | 0 | Collinsworth | 1 | 2 | 2 | 0 |
| TOTALS | 31 | 128 | 11 | 0 | TOTALS | 36 | 143 | 13 | 1 |

| PASSING | | | | | | | | | |
|---------|-----|-----|-----|------|----------|-----|-----|-----|------|
| S.D. | ATT | CMP | YDS | TD-I | CIN. | ATT | CMP | YDS | TD-I |
| Fouts | 28 | 15 | 185 | 1-2 | Anderson | 22 | 14 | 161 | 2-0 |
| | | | | | Thompson | 1 | 1 | 14 | 0-0 |
| TOTALS | 28 | 15 | 185 | 1-2 | TOTALS | 23 | 15 | 175 | 2-0 |

| RECEIVING | | | | | | | | | |
|-----------|----|-----|-----|----|--------------|----|-----|----|----|
| S.D. | NO | YDS | LG | TD | CIN. | NO | YDS | LG | TD |
| Chandler | 6 | 79 | 25 | 0 | Ross | 5 | 69 | 19 | 0 |
| Winslow | 3 | 47 | 33t | 1 | Alexander | 3 | 25 | 16 | 0 |
| Joiner | 3 | 41 | 21 | 0 | Collinsworth | 2 | 28 | 16 | 0 |
| Brooks | 2 | 5 | 4 | 0 | Curtis | 2 | 28 | 15 | 0 |
| Sievers | 1 | 13 | 13 | 0 | Johnson | 1 | 14 | 14 | 0 |
| | | | | | M.Harris | 1 | 8 | 8t | 1 |
| | | | | | Bass | 1 | 3 | 3t | 1 |
| TOTALS | 15 | 185 | 33t | 1 | TOTALS | 15 | 175 | 19 | 2 |

| DEFENSE | | | | | | | | | |
|---|--|--|--|--|--|--|--|--|--|
| San Diego (press box stats) — ST-AT-TT: King 6-3-9, Johnson 7-1-8, Kelcher 5-1-6, Edwards 4-1-5, Lowe 4-0-4, Woodcock 3-1-4, Young 3-1-4, Buchanan 2-1-3, Laslavic 2-1-3, Shaw 2-1-3, M.Williams 2-1-3, Horn 2-0-2, Preston 1-1-2, Fouts 1-0-1, Jones 1-0-1, Ferguson 0-1-1. SKS.-YDS.: None. INT.-YDS.: None. PD: Shaw 2, Buchanan 1, Edwards 1, King 1, Lowe 1. FF: Buchanan 1, Edwards 1. FR-YDS.: Buchanan 1-8. | | | | | | | | | |

Cincinnati (press box stats) — ST-AT-TT: Hicks 8-1-9, Browner 6-3-9, Williams 5-2-7, Cameron 3-4-7, B.Harris 5-1-6, Breeden 4-1-5, Kemp 3-2-5, LeClair 3-1-4, Whitley 2-2-4, R.Griffin 3-0-3, Dinkel 2-0-2, Frazier 1-1-2, Edwards 1-1-2, Breech 1-0-1, Davis 1-0-1, Fuller 1-0-1, St. Clair 1-0-1, Riley 0-1-1. SKS.-YDS.: Edwards 1-7, B.Harris 1-5. INT.-YDS.: Kemp 1-24, Breeden 1-0. PD: Kemp 4, Riley 3, Breeden 2, Hicks 2, LeClair 2, Bass 1, R.Griffin 1. FF: Cameron 1, Hicks 1, Razzano 1, Williams 1. FR-YDS.: Bass 1-0, Browner 1-0.

1981 SEASON

SUPER BOWL XVI

San Francisco 49ers 26, Cincinnati Bengals 21
Sunday, Jan. 24, 1982 at Pontiac Silverdome (Pontiac, Mich.)

Cincinnati outgained San Francisco by 81 yards (356-275), marking the first time in Super Bowl history the losing team led in scrimmage yardage. Bengals QB Ken Anderson set Super Bowl records (since surpassed) for completions (25) and completion percentage (73.5), and his 300 passing yards nearly doubled the 157 by 49ers QB Joe Montana, the game's MVP. But Cincinnati suffered four turnovers to San Francisco's one, and three of those giveaways led to 17 first-half points for the 49ers, who led 20-0 at intermission. Leading 20-7, San Francisco staged a memorable goal-line stand late in the third quarter, stopping Cincinnati for no gain on three straight plays from the one-yard line. The Bengals still closed the gap to 20-14 with a four-yard TD pass from Anderson to TE Dan Ross with 10:06 left, but the 49ers added FGs of 40 and 23 yards by K Ray Wersching to pull away. Cincinnati crept to within 26-21 with 16 seconds left on a second Anderson-to-Ross TD pass, but San Francisco recovered the Bengals' ensuing onside kick to seal the victory. Wersching's four FGs tied a Super Bowl record (still tied) and Ross' 11 receptions set a Super Bowl record (since broken).

| SCORE BY PERIODS | 1 | 2 | 3 | 4 | OT | PTS. |
|------------------|---|----|---|----|----|------|
| San Francisco | 7 | 13 | 0 | 6 | — | 26 |
| Cincinnati | 0 | 0 | 7 | 14 | — | 21 |

| TEAM — SCORING PLAY | QTR.-LEFT |
|---|-----------|
| S.F. — Montana 1 run (Wersching kick) | 1-5:52 |
| S.F. — Cooper 11 pass from Montana (Wersching kick) | 2-6:53 |
| S.F. — Wersching 22 field goal | 2-0:15 |
| S.F. — Wersching 26 field goal | 2-0:02 |
| Cin. — Anderson 5 run (Breech kick) | 3-11:25 |
| Cin. — Ross 4 pass from Anderson (Breech kick) | 4-10:06 |
| S.F. — Wersching 40 field goal | 4-5:25 |
| S.F. — Wersching 23 field goal | 4-1:57 |
| Cin. — Ross 3 pass from Anderson (Breech kick) | 4-0:16 |

Missed FGs: None. Attendance: 81,270. Time: 3:21.

| TEAM STATISTICS | S.F. | CIN. |
|---|---------|---------|
| First downs | 20 | 24 |
| Third down conversions-attempts | 8-15 | 6-12 |
| Total net yards | 275 | 356 |
| Net yards rushing | 127 | 72 |
| Net yards passing | 148 | 284 |
| Pass attempts-completions-interceptions | 22-14-0 | 34-25-2 |
| Sacks against-yards lost | 1-9 | 5-16 |
| Punts-average | 4-46.3 | 3-43.7 |
| Punt returns-yards | 1-6 | 4-35 |
| Kickoff returns-yards | 2-40 | 7-52 |
| Penalties-yards | 8-65 | 8-57 |
| Fumbles-lost | 2-1 | 2-2 |
| Time of possession | 30:34 | 29:26 |

| RUSHING | | | | | | | | | |
|---------|-----|-----|----|----|-----------|-----|-----|----|----|
| S.F. | ATT | YDS | LG | TD | CIN. | ATT | YDS | LG | TD |
| Patton | 17 | 55 | 10 | 0 | Johnson | 14 | 36 | 5 | 0 |
| Cooper | 9 | 34 | 14 | 0 | Alexander | 5 | 17 | 13 | 0 |
| Montana | 6 | 18 | 7 | 1 | Anderson | 4 | 15 | 6 | 1 |
| Ring | 5 | 17 | 7 | 0 | A.Griffin | 1 | 4 | 4 | 0 |
| Davis | 2 | 5 | 4 | 0 | | | | | |
| Clark | 1 | -2 | -2 | 0 | | | | | |
| TOTALS | 40 | 127 | 14 | 1 | TOTALS | 24 | 72 | 13 | 1 |

| PASSING | | | | | | | | | |
|---------|-----|-----|-----|------|----------|-----|-----|-----|------|
| S.F. | ATT | CMP | YDS | TD-I | CIN. | ATT | CMP | YDS | TD-I |
| Montana | 22 | 14 | 157 | 1-0 | Anderson | 34 | 25 | 300 | 2-2 |
| TOTALS | 22 | 14 | 157 | 1-0 | TOTALS | 34 | 25 | 300 | 2-2 |

| RECEIVING | | | | | | | | | |
|-----------|----|-----|-----|----|--------------|----|-----|----|----|
| S.F. | NO | YDS | LG | TD | CIN. | NO | YDS | LG | TD |
| Solomon | 4 | 52 | 20 | 0 | Ross | 11 | 104 | 16 | 2 |
| Clark | 4 | 45 | 17 | 0 | Collinsworth | 5 | 107 | 49 | 0 |
| Cooper | 2 | 15 | 11t | 1 | Curtis | 3 | 42 | 21 | 0 |
| Wilson | 1 | 22 | 22 | 0 | Kreider | 2 | 36 | 19 | 0 |
| Young | 1 | 14 | 14 | 0 | Johnson | 2 | 8 | 5 | 0 |
| Patton | 1 | 6 | 6 | 0 | Alexander | 2 | 3 | 3 | 0 |
| Ring | 1 | 3 | 3 | 0 | | | | | |
| TOTALS | 14 | 157 | 22 | 1 | TOTALS | 25 | 300 | 49 | 2 |

| DEFENSE | | | | | | | | | |
|---|--|--|--|--|--|--|--|--|--|
| San Francisco (press box stats) — ST-AT-TT: Leopold 6-1-7, Reynolds 6-1-7, Harper 6-0-6, Reese 5-1-6, Williamson 5-0-5, Wright 5-0-5, Lott 4-1-5, Hicks 2-3-5, Stuckey 3-1-4, Board 2-1-3, Gervais 2-1-3, Hartly 2-0-2, Turner 2-0-2, Bunz 1-0-1, Cross 1-0-1, Dean 1-0-1, Lawrence 1-0-1, McColl 1-0-1, Puki 0-1-1. SKS.-YDS.: Stuckey 1-6, Dean 1-4, Turner 1-4, Reynolds 1-2, Leopold 1-0. INT.-YDS.: Hicks 1-27, Wright 1-25. PD: Wright 2, Hicks 1. FF: Wright 1. FR-YDS.: McCall 1-0, Thomas 1-0. | | | | | | | | | |

Cincinnati (press box stats) — ST-AT-TT: Browner 10-0-10, Breeden 7-0-7, Kemp 6-0-6, Williams 5-1-6, Razzano 4-0-4, Riley 4-0-4, Cameron 3-1-4, Hicks 3-1-4, B.Harris 2-2-4, LeClair 1-2-3, St. Clair 1-2-3, Edwards 2-0-2, Hargrove 1-0-1, R.Griffin 1-0-1, Montoya 1-0-1, Whitley 1-0-1, Wilson 1-0-1, Dinkel 0-1-1. SKS.-YDS.: Browner 1-9. INT.-YDS.: None. PD: Cameron 2, Breeden 1, Riley 1, Williams 1. FF: Montoya 1. FR-YDS.: Simmons 1-0.

1982 SEASON

AFC FIRST-ROUND PLAYOFF

N.Y. Jets 44, Cincinnati Bengals 17
Sunday, Jan. 9, 1983 at Riverfront Stadium

The defending AFC Champion Bengals lost an early 14-3 lead and were dismantled by the underdog Jets. The 7-2 Bengals were the AFC's No. 3 seed in 16-team "Super Bowl Tournament," organized for the strike-shortened regular season. RB Freeman McNeil led No. 6 seed New York, rushing for 202 yards and a TD against Cincinnati's No. 3-ranked rush defense. Cincinnati trailed only 23-17 after three periods, but suffered a particularly demoralizing fourth quarter, which included two INTs (one for a TD), a TD pass nullified by a false start penalty, a missed FG, a lost fumble and two rushing TDs allowed.

| SCORE BY PERIODS | 1 | 2 | 3 | 4 | OT | PTS. |
|------------------|----|----|---|----|----|------|
| N.Y. Jets..... | 3 | 17 | 3 | 21 | — | 44 |
| Cincinnati..... | 14 | 0 | 3 | 0 | — | 17 |

| TEAM — SCORING PLAY | QTR.-LEFT |
|--|-----------|
| Cin. — Curtis 32 pass from Anderson (Breech kick)..... | 1-8:30 |
| NYJ — Leahy 32 field goal..... | 1-5:59 |
| Cin. — Ross 2 pass from Anderson (Breech kick)..... | 1-1:46 |
| NYJ — Gaffney 14 pass from McNeil (Leahy kick)..... | 2-12:55 |
| NYJ — Walker 4 pass from Todd (Leahy kick)..... | 2-4:02 |
| NYJ — Leahy 24 field goal..... | 2-0:34 |
| NYJ — Leahy 47 field goal..... | 3-9:30 |
| Cin. — Breech 20 field goal..... | 3-2:28 |
| NYJ — McNeil 20 run (Leahy kick)..... | 4-8:24 |
| NYJ — Ray 98 interception return (Leahy kick)..... | 4-4:50 |
| NYJ — Crutchfield 1 run (Leahy kick)..... | 4-1:56 |

Missed FGs: Breech (46WR). Attendance: 57,560. Time: 3:13.

| TEAM STATISTICS | NYJ | CIN. |
|--|---------|---------|
| First downs..... | 27 | 23 |
| Third down conversions-attempts..... | 6-9 | 7-10 |
| Total net yards..... | 517 | 395 |
| Net yards rushing..... | 234 | 62 |
| Net yards passing..... | 283 | 333 |
| Pass attempts-completions-interceptions..... | 29-21-1 | 36-26-3 |
| Sacks against-yards lost..... | 0-0 | 4-21 |
| Punts-average..... | 0-0.0 | 2-43.0 |
| Punt returns-yards..... | 1-2 | 0-0 |
| Kickoff returns-yards..... | 4-69 | 8-138 |
| Penalties-yards..... | 12-95 | 7-60 |
| Fumbles-lost..... | 2-1 | 2-1 |
| Time of possession..... | 28:44 | 31:16 |

| RUSHING | | | | | | | | | |
|-------------|-----|-----|----|----|-----------|-----|-----|----|----|
| NYJ | ATT | YDS | LG | TD | CIN. | ATT | YDS | LG | TD |
| McNeil | 21 | 202 | 35 | 1 | Johnson | 9 | 26 | 14 | 0 |
| Dierking | 3 | 11 | 9 | 0 | A.Griffin | 3 | 17 | 8 | 0 |
| Harper | 2 | 9 | 9 | 0 | Alexander | 7 | 14 | 6 | 0 |
| Newton | 2 | 6 | 4 | 0 | Anderson | 2 | 5 | 3 | 0 |
| Todd | 3 | 3 | 8 | 0 | | | | | |
| Augustyniak | 2 | 2 | 1 | 0 | | | | | |
| Crutchfield | 1 | 1 | 11 | 1 | | | | | |
| TOTALS | 34 | 234 | 35 | 2 | TOTALS | 21 | 62 | 14 | 0 |

| PASSING | | | | | | | | | |
|---------|-----|-----|-----|------|----------|-----|-----|-----|------|
| NYJ | ATT | CMP | YDS | TD-I | CIN. | ATT | CMP | YDS | TD-I |
| Todd | 28 | 20 | 269 | 1-1 | Anderson | 35 | 26 | 354 | 2-3 |
| McNeil | 1 | 1 | 14 | 1-0 | Schonert | 1 | 0 | 0 | 0-0 |
| TOTALS | 29 | 21 | 283 | 2-1 | TOTALS | 36 | 26 | 354 | 2-3 |

| RECEIVING | | | | | | | | | |
|-------------|----|-----|----|----|--------------|----|-----|-----|----|
| NYJ | NO | YDS | LG | TD | CIN. | NO | YDS | LG | TD |
| Walker | 8 | 145 | 49 | 1 | Collinsworth | 7 | 120 | 53 | 0 |
| Gaffney | 4 | 50 | 20 | 1 | Ross | 6 | 89 | 26 | 1 |
| Harper | 2 | 35 | 19 | 0 | Curtis | 3 | 63 | 32t | 1 |
| L.Jones | 2 | 22 | 12 | 0 | Kreider | 3 | 41 | 17 | 0 |
| Dierking | 2 | 9 | 5 | 0 | A.Griffin | 3 | 14 | 6 | 0 |
| Barkum | 1 | 9 | 9 | 0 | Johnson | 3 | 7 | 9 | 0 |
| McNeil | 1 | 9 | 9 | 0 | M.Harris | 1 | 20 | 20 | 0 |
| Augustyniak | 1 | 4 | 4 | 0 | | | | | |
| TOTALS | 21 | 283 | 49 | 2 | TOTALS | 26 | 354 | 53 | 2 |

| DEFENSE | | | | | | | | | |
|---|--|--|--|--|--|--|--|--|--|
| N.Y. Jets (press box stats) — ST-AT-TT: Mehl 9-1-10, Neil 7-0-7, Schroy 6-0-6, Crable 3-3-6, Buttle 4-0-4, Jackson 4-0-4, Holmes 3-0-3, Ray 3-0-3, Lynn 2-0-2, Sohn 2-0-2, Lyons, 1-1-2, Salaam 1-1-2, Barber 1-0-1, Bennett 1-0-1, Gastineau 1-0-1, Johnson 1-0-1, B.Jones 1-0-1, Newton 1-0-1, Shuler 1-0-1, Woodring 1-0-1. SKS.-YDS.: Salaam 1-8, Lynn 1-7, Gastineau 1-4, Lyons 1-2. INT.-YDS.: Lynn 2-40, Ray 1-98. PD: Lynn 2, Crable 1, Ray 1. FF: Bennett 1, B.Jones 1. FR-YDS.: Crable 1-0. | | | | | | | | | |

Cincinnati (press box stats) — ST-AT-TT: Cameron 8-0-8, Browner 6-2-8, Williams 6-1-7, Riley 5-1-6, R.Griffin 5-0-5, Kemp 5-0-5, Fuller 4-0-4, B.Harris 4-0-4, LeClair 2-2-4, Breedon 1-2-3, Edwards 2-0-2, Hicks 2-0-2, Simmons 2-0-2, Davis 1-0-1, Frazier 1-0-1, Jackson 1-0-1, Munoz 1-0-1, Ross 1-0-1, Verser 1-0-1, Whitley 1-0-1, Razzano 0-1-1. SKS.-YDS.: None. INT.-YDS.: Riley 1-0. PD: Kemp 1, Riley 1, Whitley 1. FF: Kemp 2. FR-YDS.: Fuller 1-20.

1988 SEASON

AFC DIVISIONAL PLAYOFF

Cincinnati Bengals 21, Seattle Seahawks 13
Saturday, Dec. 31, 1988 at Riverfront Stadium

Unbeaten at home in eight regular-season games, the AFC Central Division Champion Bengals ran their Riverfront Stadium mark to 9-0 by rushing for a season-high 254 yards. They scored all three of their TDs in the first half and withstood a 13-point Seattle fourth quarter. The Seahawks pulled to within 21-13 on QB Dave Krieg's one-yard sneak with 6:05 to play, but K Norm Johnson's missed PAT left the visitors still two scores short, as the two-point conversion would not be added to NFL rules until 1994. The victory earned the Bengals their first trip to the AFC Championship game since the 1981 season. Bengals rookie FB Ickey Woods rushed for 126 yards on 23 carries, and his one-yard TD run midway through the second quarter gave Cincinnati a 21-0 halftime lead. A pair of three-yard TD runs in the first and second quarters by FB Stanley Wilson opened the Bengals' scoring. Wilson added 45 rushing yards on seven attempts, while HB James Brooks rushed for 72 yards on 13 attempts. Cincinnati's defense held Seattle to just 22 yards rushing the entire game and only 49 total net yards in the first half. The Bengals stayed on the ground to win, getting only seven completions from QB Boomer Esiason, the NFL's top-rated quarterback and its consensus MVP in the regular season, and only one reception from WR Eddie Brown, who led the AFC in the regular season with 1273 receiving yards.

| SCORE BY PERIODS | 1 | 2 | 3 | 4 | OT | PTS. |
|------------------|---|----|---|----|----|------|
| Seattle..... | 0 | 0 | 0 | 13 | — | 13 |
| Cincinnati..... | 7 | 14 | 0 | 0 | — | 21 |

| TEAM — SCORING PLAY | QTR.-LEFT |
|---|-----------|
| Cin. — Wilson 3 run (Breech kick)..... | 1-9:11 |
| Cin. — Wilson 3 run (Breech kick)..... | 2-11:35 |
| Cin. — Woods 1 run (Breech kick)..... | 2-7:40 |
| Sea. — Williams 7 pass from Krieg (Johnson kick)..... | 4-11:40 |
| Sea. — Krieg 1 run (kick failed)..... | 4-6:05 |

Missed FGs: None. Attendance: 58,560. Time: 3:12.

| TEAM STATISTICS | SEA. | CIN. |
|--|---------|--------|
| First downs..... | 19 | 22 |
| Third down conversions-attempts..... | 2-12 | 6-12 |
| Total net yards..... | 294 | 345 |
| Net yards rushing..... | 22 | 254 |
| Net yards passing..... | 272 | 91 |
| Pass attempts-completions-interceptions..... | 50-24-2 | 19-7-0 |
| Sacks against-yards lost..... | 3-25 | 2-17 |
| Punts-average..... | 6-44.1 | 6-46.0 |
| Punt returns-yards..... | 5-30 | 3-19 |
| Kickoff returns-yards..... | 3-66 | 3-54 |
| Penalties-yards..... | 5-45 | 2-29 |
| Fumbles-lost..... | 1-1 | 3-2 |
| Time of possession..... | 24:41 | 35:19 |

| RUSHING | | | | | | | | | |
|----------|-----|-----|----|----|---------|-----|-----|----|----|
| SEA. | ATT | YDS | LG | TD | CIN. | ATT | YDS | LG | TD |
| Warner | 7 | 15 | 8 | 0 | Woods | 23 | 126 | 30 | 1 |
| Williams | 8 | 6 | 3 | 0 | Brooks | 13 | 72 | 26 | 0 |
| Krieg | 1 | 1 | 11 | 1 | Wilson | 7 | 45 | 20 | 2 |
| | | | | | Esiason | 4 | 11 | 11 | 0 |
| TOTALS | 16 | 22 | 8 | 1 | TOTALS | 47 | 254 | 30 | 3 |

| PASSING | | | | | | | | | |
|---------|-----|-----|-----|------|---------|-----|-----|-----|------|
| SEA. | ATT | CMP | YDS | TD-I | CIN. | ATT | CMP | YDS | TD-I |
| Krieg | 50 | 24 | 297 | 1-2 | Esiason | 19 | 7 | 108 | 0-0 |
| Warner | 0 | 0 | 0 | 0-0 | | | | | |
| TOTALS | 50 | 24 | 297 | 1-2 | TOTALS | 19 | 7 | 108 | 0-0 |

| RECEIVING | | | | | | | | | |
|-----------|----|-----|----|----|--------------|----|-----|----|----|
| SEA. | NO | YDS | LG | TD | CIN. | NO | YDS | LG | TD |
| Williams | 11 | 137 | 37 | 1 | Holman | 3 | 44 | 24 | 0 |
| Blades | 5 | 78 | 24 | 0 | Collinsworth | 1 | 30 | 30 | 0 |
| Butler | 2 | 40 | 32 | 0 | Brown | 1 | 23 | 23 | 0 |
| Largent | 2 | 17 | 12 | 0 | Brooks | 1 | 9 | 9 | 0 |
| Skansi | 1 | 11 | 11 | 0 | Riggs | 1 | 2 | 2 | 0 |
| Clark | 1 | 8 | 8 | 0 | | | | | |
| Spagnola | 1 | 7 | 7 | 0 | | | | | |
| Warner | 1 | -1 | -1 | 0 | | | | | |
| TOTALS | 24 | 297 | 37 | 1 | TOTALS | 7 | 108 | 30 | 0 |

| DEFENSE | | | | | | | | | |
|---------|--|--|--|--|--|--|--|--|--|
|---------|--|--|--|--|--|--|--|--|--|

Seattle (press box stats) — ST-AT-TT: Robinson 9-2-11, Comeaux 7-1-8, Scholtz 6-1-7, Wyman 6-0-6, Green 5-1-6, Jenkins 3-1-4, Clarke 3-0-3, Woods 3-0-3, Moyer 2-1-3, Nash 2-1-3, Taylor 2-0-2, Dean 1-0-1, Spagnola 1-0-1, Gaines 0-1-1. SKS.-YDS.: Clarke 1-9, Green 1-8. INT.-YDS.: None. PD: Robinson 1, Scholtz 1. FF: Clarke 1, Green 1. FR-YDS.: Nash 1-0.

Cincinnati (press box stats) — ST-AT-TT: Krumrie 5-2-7, Billups 4-2-6, Fulcher 4-1-5, Buck 1-4-5, Thomas 4-0-4, Wilcots 4-0-4, Williams 3-1-4, White 3-0-3, Zander 1-2-3, Dixon 2-0-2, Horton 2-0-2, Grant 1-1-2, Kelly 1-1-2, Skow 1-1-2, Bussey 1-0-1, King 0-1-1. SKS.-YDS.: Williams 1-11, Skow 1-10, Buck 1-4. INT.-YDS.: Thomas 1-0, Wilcots 1-0. PD: Thomas 6, Billups 4, Dixon 1, Fulcher 1, Wilcots 1. FF: Krumrie 1. FR-YDS.: Skow 1-0.

1988 SEASON

AFC CHAMPIONSHIP

Cincinnati Bengals 21, Buffalo Bills 10
Sunday, Jan. 8, 1989 at Riverfront Stadium

The week before the AFC Championship game was filled with controversy, as Bills head coach Marv Levy convinced the NFL office that Bengals head coach Sam Wyche's no-huddle offense was illegal. Cincinnati had developed and employed the no-huddle attack all season, but shortly before kickoff, the league informed the team that game officials would severely restrict its use. Wyche eventually would prevail in this rule book battle. Nevertheless, his offense, forced to abandon its no-huddle tactics for this contest, returned to basics and led the charge in beating Buffalo for a berth in Super Bowl XXIII. It was Cincinnati's third victory of the year over Buffalo, the Bengals having also downed the Bills in the preseason and regular season. Cincinnati won with a punishing rushing game, running the ball on 50 of 73 offensive plays and gaining 175 of its 249 total yards on the ground. Cincinnati's defense recorded a solid performance, holding the Bills to 181 total yards, including just 53 in the second half. Cincinnati made eight of 16 combined third-down and fourth-down conversions while allowing the Bills a debilitating none of 11. Bengals rookie FB Ickey Woods had his second 100-yard rushing game of the postseason, gaining 102 on 29 carries. The Bengals advanced to the Super Bowl from what was, at the time, the worst previous-season finish (4-11) of any Super Bowl qualifier. Even to the present time, only the 1999 St. Louis Rams (4-12 in '98) have gone farther.

| SCORE BY PERIODS | 1 | 2 | 3 | 4 | OT | PTS. |
|------------------|---|----|---|---|----|------|
| Buffalo | 0 | 10 | 0 | 0 | — | 10 |
| Cincinnati | 7 | 7 | 0 | 7 | — | 21 |

| TEAM — SCORING PLAY | QTR-LEFT |
|--|----------|
| Cin. — Woods 1 run (Breech kick) | 1-1:51 |
| Buff. — Reed 9 pass from Kelly (Norwood kick) | 2-13:21 |
| Cin. — Brooks 10 pass from Esiason (Breech kick) | 2-2:21 |
| Buff. — Norwood 39 field goal | 2-0:22 |
| Cin. — Woods 1 run (Breech kick) | 4-14:56 |

Missed FGs: Norwood (43WL). Attendance: 59,747. Time: 3:10.

| TEAM STATISTICS | BUFF. | CIN. |
|---|---------|---------|
| First downs | 10 | 23 |
| Third down conversions-attempts | 0-10 | 7-15 |
| Total net yards | 181 | 249 |
| Net yards rushing | 45 | 175 |
| Net yards passing | 136 | 74 |
| Pass attempts-completions-interceptions | 30-14-3 | 20-11-2 |
| Sacks against-yards lost | 3-27 | 3-20 |
| Punts-average | 6-45.1 | 6-36.8 |
| Punt returns-yards | 1-2 | 3-24 |
| Kickoff returns-yards | 3-57 | 3-30 |
| Penalties-yards | 5-50 | 4-45 |
| Fumbles-lost | 0-0 | 2-0 |
| Time of possession | 20:31 | 39:29 |

| RUSHING | | | | | | | | | |
|---------|-----|-----|----|----|----------|-----|-----|----|----|
| BUFF. | ATT | YDS | LG | TD | CIN. | ATT | YDS | LG | TD |
| Mueller | 8 | 21 | 13 | 0 | Woods | 29 | 102 | 16 | 2 |
| Kelly | 2 | 10 | 5 | 0 | Wilson | 5 | 29 | 9 | 0 |
| Thomas | 4 | 6 | 2 | 0 | Esiason | 7 | 26 | 29 | 0 |
| Riddick | 1 | 4 | 4 | 0 | Jennings | 2 | 12 | 8 | 0 |
| Byrum | 1 | 3 | 3 | 0 | Brooks | 7 | 6 | 5 | 0 |
| Harmon | 1 | 1 | 1 | 0 | | | | | |
| TOTALS | 17 | 45 | 13 | 0 | TOTALS | 50 | 175 | 29 | 2 |

| PASSING | | | | | | | | | |
|---------|-----|-----|-----|------|---------|-----|-----|-----|------|
| BUFF. | ATT | CMP | YDS | TD-I | CIN. | ATT | CMP | YDS | TD-I |
| Kelly | 30 | 14 | 163 | 1-3 | Esiason | 20 | 11 | 94 | 1-2 |
| TOTALS | 30 | 14 | 163 | 1-3 | TOTALS | 20 | 11 | 94 | 1-2 |

| RECEIVING | | | | | | | | | |
|------------|----|-----|----|----|--------------|----|-----|----|----|
| BUFF. | NO | YDS | LG | TD | CIN. | NO | YDS | LG | TD |
| Reed | 5 | 55 | 18 | 1 | Holman | 4 | 38 | 21 | 0 |
| Riddick | 3 | 28 | 14 | 0 | Brooks | 2 | 21 | 11 | 1 |
| Harmon | 3 | 18 | 9 | 0 | Riggs | 2 | 16 | 13 | 0 |
| T. Johnson | 2 | 48 | 26 | 0 | McGee | 2 | 14 | 8 | 0 |
| Metzelaars | 1 | 14 | 14 | 0 | Collinsworth | 1 | 5 | 5 | 0 |
| TOTALS | 14 | 163 | 26 | 1 | TOTALS | 11 | 94 | 21 | 1 |

| DEFENSE | | | | | | | | | |
|--|--|--|--|--|--|--|--|--|--|
| Buffalo (press box stats) — ST-AT-TT: Talley 7-4-11, Still 9-0-9, Bentley 5-4-9, L. Smith 4-2-6, Bennett 4-1-5, B. Smith 4-1-5, Burroughs 4-0-4, Conlan 3-1-4, Odomes 3-1-4, Radecic 3-1-4, Kelso 2-1-3, Jackson 2-0-2, Cocroft 1-0-1, Davis 1-0-1, Riddick 1-0-1, Rittcher 1-0-1. SKS.-YDS.: B. Smith 2-13, Still 1-7. INT.-YDS.: Kelso 1-25, Bentley 1-0. PD: Bentley 2, Kelso 2, Burroughs 1, Talley 1, Radecic 1. FF: Odomes 1. FR-YDS.: None. | | | | | | | | | |

Cincinnati (press box stats) — ST-AT-TT: Krumrie 3-3-6, White 4-1-5, Thomas 4-0-4, Bussey 3-0-3, Barker 2-1-3, Fulcher 1-2-3, Horton 1-2-3, Wilcots 1-2-3, Williams 1-2-3, Buck 2-0-2, Zander 2-0-2, Dixon 1-1-2, Kelly 1-1-2, Grant 1-0-1, Skow 1-0-1, Billups 0-1-1. SKS.-YDS.: Buck 1-10, Grant 1-10, Williams 1-7. INT.-YDS.: Thomas 1-26, Fulcher 1-0, Billups 1-(-3). PD: Thomas 4, Billups 2, Fulcher 2, Wilcots 1. FF: None. FR-YDS.: None.

1988 SEASON

SUPER BOWL XXIII

San Francisco 49ers 20, Cincinnati Bengals 16
Sunday, Jan. 22, 1989 at Joe Robbie Stadium (Miami, Fla.)

NFL commissioner Pete Rozelle termed it the most exciting of the first 23 games in Super Bowl history, and the result regained some respect for the AFC, which had lost the last four contests by an average of more than 27 points. But the dominant emotion of the day still was heartbreak for head coach Sam Wyche's underdog Bengals, who took a 16-13 lead with 3:20 to play on Jim Breech's 40-yard FG before succumbing to a 92-yard, 11-play TD drive led by San Francisco QB Joe Montana. WR John Taylor's game-winning 10-yard TD catch from Montana came with just 34 seconds remaining. Never before had a Super Bowl been won on a TD so late in the game. Cincinnati played without FB Stanley Wilson, who was suspended for a substance abuse violation that occurred the night before the game. In addition, the Bengals played almost the entire contest without All-Pro NT Tim Krumrie, who suffered a severely broken leg early in the first quarter. The teams were tied 3-3 at halftime, tied again at 6-6 late in the third quarter, and then swapped TDs in quick succession. A 93-yard kickoff return by Cincinnati HB Stanford Jennings was countered by a four-play San Francisco TD drive. The third of Breech's three FGs gave Cincinnati its third lead of the day before Montana's final heroics saved the day for the 49ers. San Francisco WR Jerry Rice tied a Super Bowl record with 11 receptions (still tied; originally set by Bengals TE Dan Ross in Super Bowl XVI) for 215 yards and one TD, earning the game's MVP award. Montana completed 23 of 36 passes for 357 yards, two TDs and no INTs. The victory made San Francisco the first NFC team to win three Super Bowls.

| SCORE BY PERIODS | 1 | 2 | 3 | 4 | OT | PTS. |
|---------------------|---|---|----|----|----|------|
| Cincinnati | 0 | 3 | 10 | 3 | — | 16 |
| San Francisco | 3 | 0 | 3 | 14 | — | 20 |

| TEAM — SCORING PLAY | QTR-LEFT |
|---|----------|
| S.F. — Cofer 41 field goal | 1-3:14 |
| Cin. — Breech 34 field goal | 2-1:15 |
| Cin. — Breech 43 field goal | 3-5:39 |
| S.F. — Cofer 32 field goal | 3-0:50 |
| Cin. — Jennings 93 kickoff return (Breech kick) | 3-0:34 |
| S.F. — Rice 14 pass from Montana (Cofer kick) | 4-14:03 |
| Cin. — Breech 40 field goal | 4-3:20 |
| S.F. — Taylor 10 pass from Montana (Cofer kick) | 4-0:34 |

Missed FGs: Cofer (19WL, 49WR). Attendance: 75,129. Time: 3:24.

| TEAM STATISTICS | CIN. | S.F. |
|---|---------|---------|
| First downs | 13 | 23 |
| Third down conversions-attempts | 4-13 | 4-13 |
| Total net yards | 229 | 453 |
| Net yards rushing | 106 | 112 |
| Net yards passing | 123 | 341 |
| Pass attempts-completions-interceptions | 25-11-1 | 36-23-0 |
| Sacks against-yards lost | 5-21 | 4-16 |
| Punts-average | 5-44.6 | 4-37.0 |
| Punt returns-yards | 2-5 | 3-56 |
| Kickoff returns-yards | 3-132 | 5-77 |
| Penalties-yards | 7-65 | 4-32 |
| Fumbles-lost | 1-0 | 4-1 |
| Time of possession | 32:43 | 27:17 |

| RUSHING | | | | | | | | | |
|----------|-----|-----|----|----|---------|-----|-----|----|----|
| CIN. | ATT | YDS | LG | TD | S.F. | ATT | YDS | LG | TD |
| Woods | 20 | 79 | 10 | 0 | Craig | 17 | 71 | 13 | 0 |
| Brooks | 6 | 24 | 11 | 0 | Rathman | 5 | 23 | 11 | 0 |
| Jennings | 1 | 3 | 3 | 0 | Montana | 4 | 13 | 11 | 0 |
| Esiason | 1 | 0 | 0 | 0 | Rice | 1 | 5 | 5 | 0 |
| TOTALS | 28 | 106 | 11 | 0 | TOTALS | 27 | 112 | 13 | 0 |

| PASSING | | | | | | | | | |
|---------|-----|-----|-----|------|---------|-----|-----|-----|------|
| CIN. | ATT | CMP | YDS | TD-I | S.F. | ATT | CMP | YDS | TD-I |
| Esiason | 25 | 11 | 144 | 0-1 | Montana | 36 | 23 | 357 | 2-0 |
| TOTALS | 25 | 11 | 144 | 0-1 | TOTALS | 36 | 23 | 357 | 2-0 |

| RECEIVING | | | | | | | | | |
|--------------|----|-----|----|----|---------|----|-----|----|----|
| CIN. | NO | YDS | LG | TD | S.F. | NO | YDS | LG | TD |
| Collinsworth | 3 | 40 | 23 | 0 | Rice | 11 | 215 | 44 | 1 |
| Brown | 3 | 32 | 17 | 0 | Craig | 8 | 101 | 40 | 0 |
| Brooks | 2 | 32 | 20 | 0 | Frank | 2 | 15 | 8 | 0 |
| McGee | 2 | 23 | 18 | 0 | Rathman | 1 | 16 | 16 | 0 |
| Hillary | 1 | 17 | 17 | 0 | Taylor | 1 | 10 | 10 | 1 |
| TOTALS | 11 | 144 | 23 | 0 | TOTALS | 23 | 357 | 44 | 2 |

| DEFENSE | | | | | | | | | |
|--|--|--|--|--|--|--|--|--|--|
| Cincinnati (press box stats) — ST-AT-TT: Williams 9-1-10, Wilcots 7-0-7, Billups 5-0-5, Fulcher 5-0-5, Bussey 4-1-5, Zander 4-0-4, Buck 3-1-4, Grant 3-0-3, Horton 3-0-3, Thomas 2-1-3, Barker 2-0-2, McClendon 2-0-2, Dixon 1-0-1, White 1-0-1. SKS.-YDS.: Fulcher 1-6, Buck 1-5, Williams 1-3, Grant 1-2. INT.-YDS.: None. PD: Billups 1, Bussey 1, Fulcher 1. FF: Fulcher 1, Horton 1. FR-YDS.: Skow 1-0. | | | | | | | | | |

San Francisco (press box stats) — ST-AT-TT: Fagan 6-0-6, Haley 6-0-6, McKyer 6-0-6, Lott 5-0-5, Fuller 4-1-5, Griffin 4-0-4, Carter 3-0-3, Roberts 3-0-3, Fahnhorst 1-1-2, Holt 1-0-1, Romanowski 1-0-1, Stubbs 1-0-1, Turner 1-0-1. SKS.-YDS.: Haley 2-10, Stubbs 1-8, Carter 1-3, Fagan 1-0. INT.-YDS.: Romanowski 1-0. PD: Fuller 1, Griffin 1, Lott 1, Romanowski 1. FF: None. FR-YDS.: None.

1990 SEASON

AFC WILD CARD PLAYOFF

Cincinnati Bengals 41, Houston Oilers 14
Sunday, Jan. 6, 1991 at Riverfront Stadium

Having been involved in a feisty regular-season rivalry with Houston for several years, Cincinnati got the chance to tangle with the Oilers in the postseason and responded with the most lopsided playoff win in team history. The Bengals outgained the Oilers by 123 yards (349-226) and set team postseason records for points (still stands) and victory margin (still stands), using a well-balanced offensive attack. Cincinnati's rushing game outgained Houston 187-67, yet no Bengals rusher totaled more than 57 yards. Cincinnati's passing game added another 162 net yards, yet no Bengals receiver had more than two catches. Houston, however, failed to mount a serious threat the entire game. The Bengals led 34-0 before the Oilers scored their first point late in the third quarter. Ironically, it was the Oilers who helped put the Bengals in the playoffs the previous week. Houston beat Pittsburgh 34-14 in its Sunday night regular-season finale, allowing Cincinnati to win the AFC Central Division tiebreaker (the Bengals, Oilers and Steelers all had finished 9-7).

| SCORE BY PERIODS | 1 | 2 | 3 | 4 | OT | PTS. |
|------------------|----|----|----|---|----|------|
| Houston..... | 0 | 0 | 7 | 7 | — | 14 |
| Cincinnati..... | 10 | 10 | 14 | 7 | — | 41 |

| TEAM — SCORING PLAY | QTR.-LEFT |
|---|-----------|
| Cin. — Woods 1 run (Breech kick)..... | 1-8:36 |
| Cin. — Breech 27 field goal..... | 1-1:10 |
| Cin. — Green 2 pass from Esiason (Breech kick)..... | 2-9:18 |
| Cin. — Breech 30 field goal..... | 2-0:43 |
| Cin. — Ball 3 run (Breech kick)..... | 3-11:34 |
| Cin. — Esiason 10 run (Breech kick)..... | 3-11:09 |
| Hou. — Givins 16 pass from Carlson (Garcia kick)..... | 3-5:15 |
| Cin. — Kattus 9 pass from Esiason (Breech kick)..... | 4-14:09 |
| Hou. — Givins 5 pass from Carlson (Garcia kick)..... | 4-6:59 |

Missed FGs: None. Attendance: 60,012. Time: 3:05.

| TEAM STATISTICS | HOU. | CIN. |
|--|---------|---------|
| First downs..... | 13 | 24 |
| Third down conversions-attempts..... | 2-9 | 4-13 |
| Total net yards..... | 226 | 349 |
| Net yards rushing..... | 67 | 187 |
| Net yards passing..... | 159 | 162 |
| Pass attempts-completions-interceptions..... | 33-16-1 | 25-15-0 |
| Sacks against-yards lost..... | 1-6 | 0-0 |
| Punts-average..... | 6-42.6 | 3-45.0 |
| Punt returns-yards..... | 1-19 | 3-42 |
| Kickoff returns-yards..... | 6-114 | 3-58 |
| Penalties-yards..... | 5-33 | 4-40 |
| Fumbles-lost..... | 2-1 | 1-0 |
| Time of possession..... | 20:15 | 39:45 |

RUSHING

| HOU. | ATT | YDS | LG | TD | CIN. | ATT | YDS | LG | TD |
|---------|-----|-----|----|----|----------|-----|-----|----|----|
| Pinkett | 5 | 43 | 16 | 0 | Esiason | 5 | 57 | 14 | 1 |
| Carlson | 4 | 22 | 12 | 0 | Green | 11 | 55 | 12 | 0 |
| White | 4 | 2 | 5 | 0 | Ball | 7 | 33 | 14 | 1 |
| | | | | | Brooks | 6 | 17 | 14 | 0 |
| | | | | | Jennings | 6 | 16 | 10 | 0 |
| | | | | | Woods | 6 | 11 | 4 | 1 |
| | | | | | Wilhelm | 3 | -2 | 0 | 0 |
| TOTALS | 13 | 67 | 16 | 0 | TOTALS | 44 | 187 | 14 | 3 |

PASSING

| HOU. | ATT | CMP | YDS | TD-I | CIN. | ATT | CMP | YDS | TD-I |
|---------|-----|-----|-----|------|---------|-----|-----|-----|------|
| Carlson | 33 | 16 | 165 | 2-1 | Esiason | 20 | 14 | 150 | 2-0 |
| | | | | | Wilhelm | 5 | 1 | 12 | 0-0 |
| TOTALS | 33 | 16 | 165 | 2-1 | TOTALS | 25 | 15 | 162 | 2-0 |

RECEIVING

| HOU. | NO | YDS | LG | TD | CIN. | NO | YDS | LG | TD |
|----------|----|-----|-----|----|----------|----|-----|----|----|
| Givins | 6 | 60 | 16t | 2 | Holman | 2 | 51 | 46 | 0 |
| Harris | 4 | 37 | 17 | 0 | McGee | 2 | 23 | 19 | 0 |
| Jeffries | 2 | 33 | 23 | 0 | Kattus | 2 | 19 | 10 | 1 |
| Duncan | 1 | 15 | 15 | 0 | Green | 2 | 15 | 13 | 1 |
| Pinkett | 1 | 10 | 10 | 0 | Jennings | 2 | 15 | 12 | 0 |
| Hill | 1 | 5 | 5 | 0 | Brown | 2 | 14 | 9 | 0 |
| White | 1 | 5 | 5 | 0 | Woods | 2 | 13 | 9 | 0 |
| | | | | | Barber | 1 | 12 | 12 | 0 |
| TOTALS | 16 | 165 | 23 | 2 | TOTALS | 15 | 162 | 46 | 2 |

DEFENSE

Houston (press box stats) — ST-AT-TT: Kinard 8-4-12, McDowell 7-0-7, Grimsley 4-3-7, Lathon 6-0-6, Dishman 4-1-5, Childress 4-0-4, Meads 3-0-3, Allen 2-0-2, Fuller 2-0-2, S.Jones 2-0-2, D.Smith 2-0-2, Maggs 1-0-1, A.Smith 1-0-1, E.Johnson 0-1-1, R.Johnson 0-1-1. SKS.-YDS.: None. INT.-YDS.: None. PD: McDowell 2, Kinard 1, Lathon 1. FF: None. FR-YDS.: None.

Cincinnati (press box stats) — ST-AT-TT: Thomas 6-1-7, Bussey 5-0-5, Grant 3-1-4, Francis 3-0-3, Jones 2-1-3, Krumrie 2-1-3, Fulcher 0-3-3, Billups 2-0-2, Carter 1-0-1. SKS.-YDS.: (team) 1-6. INT.-YDS.: Fulcher 1-43. PD: Fulcher 2, Grant 2, Billups 1, Francis 1, Jones 1. FF: None. FR-YDS.: Francis 1-0.

1990 SEASON

AFC DIVISIONAL PLAYOFF

L.A. Raiders 20, Cincinnati Bengals 10
Sunday, Jan. 13, 1991 at Los Angeles Coliseum

Los Angeles QB Jay Schroeder, who would join the Bengals as a free agent in 1993, threw two TD passes to help the Raiders defeat Cincinnati and advance to the AFC Championship game. Cincinnati scored first on Jim Breech's 27-yard FG in the second quarter, but Schroeder hit WR Mervyn Fernandez with a 13-yard scoring strike to give Los Angeles a 7-3 halftime lead. The Raiders increased their lead to 10-3 on K Jeff Jaeger's 49-yard FG in the third quarter, and put the game away with 10 unanswered fourth-quarter points on a 41-yard Schroeder pass to TE Ethan Horton and a 25-yard Jaeger FG. The Raiders rushed for 235 yards, including 140 on 21 carries by RB Marcus Allen. DE Greg Townsend had three of the Raiders' four sacks. Raiders RB Bo Jackson, a popular two-sport professional athlete who also played Major League Baseball, rushed for 77 yards on six carries. This game, however, is best remembered by many as the contest that ended Jackson's NFL career. He suffered a hip injury on a tackle by Cincinnati LB Kevin Walker in the third quarter and, though the injury was not considered particularly severe at the time, Jackson never fully recovered to play in the NFL again.

| SCORE BY PERIODS | 1 | 2 | 3 | 4 | OT | PTS. |
|-------------------|---|---|---|----|----|------|
| Cincinnati..... | 0 | 3 | 0 | 7 | — | 10 |
| L.A. Raiders..... | 0 | 7 | 3 | 10 | — | 20 |

| TEAM — SCORING PLAY | QTR.-LEFT |
|---|-----------|
| Cin. — Breech 27 field goal..... | 2-12:07 |
| LARaid. — Fernandez 13 pass from Schroeder (Jaeger kick)..... | 2-7:29 |
| LARaid. — Jaeger 49 field goal..... | 3-5:41 |
| Cin. — Jennings 8 pass from Esiason (Breech kick)..... | 4-11:49 |
| LARaid. — Horton 41 pass from Schroeder (Jaeger kick)..... | 4-8:52 |
| LARaid. — Jaeger 25 field goal..... | 4-0:19 |

Missed FGs: None. Attendance: 92,045. Time: 2:35.

| TEAM STATISTICS | CIN. | LARaid. |
|--|--------|---------|
| First downs..... | 12 | 20 |
| Third down conversions-attempts..... | 5-12 | 5-11 |
| Total net yards..... | 182 | 389 |
| Net yards rushing..... | 124 | 235 |
| Net yards passing..... | 58 | 154 |
| Pass attempts-completions-interceptions..... | 15-8-0 | 21-11-1 |
| Sacks against-yards lost..... | 4-46 | 3-18 |
| Punts-average..... | 5-51.6 | 2-39.5 |
| Punt returns-yards..... | 0-0 | 3-40 |
| Kickoff returns-yards..... | 4-82 | 1-18 |
| Penalties-yards..... | 1-5 | 0-0 |
| Fumbles-lost..... | 1-0 | 0-0 |
| Time of possession..... | 28:17 | 31:43 |

RUSHING

| CIN. | ATT | YDS | LG | TD | LARaid. | ATT | YDS | LG | TD |
|---------|-----|-----|----|----|---------|-----|-----|----|----|
| Woods | 11 | 73 | 18 | 0 | Allen | 21 | 140 | 20 | 0 |
| Brooks | 11 | 26 | 5 | 0 | Jackson | 6 | 77 | 34 | 0 |
| Ball | 5 | 14 | 6 | 0 | Smith | 5 | 18 | 5 | 0 |
| Esiason | 2 | 11 | 8 | 0 | | | | | |
| TOTALS | 29 | 124 | 18 | 0 | TOTALS | 32 | 235 | 34 | 0 |

PASSING

| CIN. | ATT | CMP | YDS | TD-I | LARaid. | ATT | CMP | YDS | TD-I |
|---------|-----|-----|-----|------|-----------|-----|-----|-----|------|
| Esiason | 15 | 8 | 104 | 1-0 | Schroeder | 21 | 11 | 172 | 2-1 |
| TOTALS | 15 | 8 | 104 | 1-0 | TOTALS | 21 | 11 | 172 | 2-1 |

RECEIVING

| CIN. | NO | YDS | LG | TD | LARaid. | NO | YDS | LG | TD |
|----------|----|-----|----|----|-----------|----|-----|-----|----|
| Holman | 2 | 51 | 40 | 0 | Horton | 4 | 77 | 41t | 1 |
| Brown | 2 | 18 | 15 | 0 | T.Brown | 3 | 42 | 26 | 0 |
| Brooks | 1 | 22 | 22 | 0 | Fernandez | 2 | 24 | 13t | 1 |
| Jennings | 1 | 8 | 8t | 1 | Allen | 1 | 24 | 24 | 0 |
| Woods | 1 | 5 | 5 | 0 | Smith | 1 | 5 | 5 | 0 |
| McGee | 1 | 0 | 0 | 0 | | | | | |
| TOTALS | 8 | 104 | 40 | 1 | TOTALS | 11 | 172 | 41t | 2 |

DEFENSE

Cincinnati (press box stats) — ST-AT-TT: Bussey 7-0-7, Fulcher 5-1-6, Grant 4-1-5, Walker 4-1-5, Zander 4-1-5, Francis 3-2-5, Krumrie 4-0-4, McClendon 3-1-4, White 3-0-3, Billups 2-0-2, Thomas 2-0-2, Wilcots 1-1-2, Buck 1-0-1, Jones 1-0-1. SKS.-YDS.: Zander 1-10, Grant 1-5, Buck 1-3. INT.-YDS.: Fulcher 1-11. PD: Fulcher 2, Thomas 1, Wilcots 1, Zander 1. FF: None. FR-YDS.: None.

L.A. Raiders (press box stats) — ST-AT-TT: Ellison 10-1-11, Benson 5-4-9, Golic 5-4-9, Anderson 3-3-6, Harden 4-1-5, Townsend 4-0-4, Davis 3-1-4, McDaniel 3-0-3, Long 2-1-3, Gordon 1-1-2, Robinson 1-0-1, Washington 0-1-1. SKS.-YDS.: Townsend 3-36, Long 1-10. INT.-YDS.: None. PD: Anderson 1, Benson 1, Ellison. FF: None. FR-YDS.: None.

2005 SEASON

AFC WILD CARD PLAYOFF

Pittsburgh Steelers 31, Cincinnati Bengals 17
Sunday, Jan. 8, 2006 at Paul Brown Stadium

The atmosphere was super-charged at Paul Brown Stadium as the AFC North Champion Bengals made their first postseason appearance in 15 years. But Cincinnati was dealt a devastating blow on its second offensive play, as QB Carson Palmer was lost to a serious knee injury while completing his first NFL postseason pass — a club postseason-record 66 yards to WR Chris Henry. Backup QB Jon Kitna took over for Palmer and helped Cincinnati earn a 17-14 halftime lead, but Pittsburgh owned the second half. The Bengals' offense had just six first downs and 105 net yards in the final two periods and failed to score another point. The Steelers used a botched snap on a Bengals FG attempt and two INTs thrown by Kitna to control the second half and claim the first-ever postseason meeting between the divisional rivals. Pittsburgh, which finished second to the Bengals in the AFC North and entered the playoffs as No. 6-seeded Wild Card, went on to win Super Bowl XL.

| SCORE BY PERIODS | 1 | 2 | 3 | 4 | OT | PTS. |
|------------------|----|----|----|---|----|------|
| Pittsburgh | 0 | 14 | 14 | 3 | — | 31 |
| Cincinnati | 10 | 7 | 0 | 0 | — | 17 |

| TEAM — SCORING PLAY | QTR-LEFT |
|--|----------|
| Cin. — S.Graham 23 field goal | 1-6:54 |
| Cin. — R.Johnson 20 run (S.Graham kick) | 1-1:09 |
| Pitt. — W.Parker 19 pass from B.Roethlisberger (J.Reed kick) | 2-13:11 |
| Cin. — T.Houshmandzadeh 7 pass from J.Kitna (S.Graham kick) | 2-6:13 |
| Pitt. — H.Ward 5 pass from B.Roethlisberger (J.Reed kick) | 2-3:48 |
| Pitt. — J.Bettis 5 run (J.Reed kick) | 3-5:12 |
| Pitt. — C.Wilson 43 pass from B.Roethlisberger (J.Reed kick) | 3-1:13 |
| Pitt. — J.Reed 21 field goal | 4-10:29 |

Missed FGs: None. Attendance: 65,870. Time: 3:03.

| TEAM STATISTICS | PITT. | CIN. |
|---|---------|---------|
| First downs | 19 | 19 |
| Third down conversions-attempts | 6-11 | 9-16 |
| Total net yards | 346 | 327 |
| Net yards rushing | 144 | 84 |
| Net yards passing | 202 | 243 |
| Pass attempts-completions-interceptions | 21-14-0 | 41-25-2 |
| Sacks against-yards lost | 1-6 | 4-20 |
| Punts-average | 3-47.0 | 3-43.7 |
| Punt returns-yards | 2-21 | 2-15 |
| Kickoff returns-yards | 4-94 | 6-127 |
| Penalties-yards | 6-39 | 7-90 |
| Fumbles-lost | 0-0 | 2-0 |
| Time of possession | 28:57 | 31:03 |

RUSHING

| PITT. | ATT | YDS | LG | TD | CIN. | ATT | YDS | LG | TD |
|------------------|-----|-----|----|----|-----------|-----|-----|-----|----|
| J.Bettis | 10 | 52 | 25 | 1 | R.Johnson | 13 | 56 | 20t | 1 |
| V.Haynes | 3 | 46 | 26 | 0 | J.Kitna | 4 | 25 | 12 | 0 |
| W.Parker | 16 | 38 | 7 | 0 | C.Perry | 2 | 3 | 2 | 0 |
| A.Randle El | 1 | 5 | 5 | 0 | K.Larson | 1 | 0 | 0 | 0 |
| B.Roethlisberger | 4 | 3 | 6 | 0 | | | | | |
| TOTALS | 34 | 144 | 26 | 1 | TOTALS | 20 | 84 | 20t | 1 |

PASSING

| PITT. | ATT | CMP | YDS | TD-I | CIN. | ATT | CMP | YDS | TD-I |
|------------------|-----|-----|-----|------|----------|-----|-----|-----|------|
| B.Roethlisberger | 19 | 14 | 208 | 3-0 | J.Kitna | 40 | 24 | 197 | 1-2 |
| J.Bettis | 1 | 0 | 0 | 0-0 | C.Palmer | 1 | 1 | 66 | 0-0 |
| A.Randle El | 1 | 0 | 0 | 0-0 | | | | | |
| TOTALS | 21 | 14 | 208 | 3-0 | TOTALS | 41 | 25 | 263 | 1-2 |

RECEIVING

| PITT. | NO | YDS | LG | TD | CIN. | NO | YDS | LG | TD |
|-------------|----|-----|-----|----|------------------|----|-----|----|----|
| C.Wilson | 3 | 104 | 54 | 1 | C.Perry | 6 | 11 | 6 | 0 |
| W.Parker | 3 | 41 | 19t | 1 | K.Walter | 5 | 73 | 24 | 0 |
| H.Miller | 2 | 15 | 9 | 0 | C.Johnson | 4 | 59 | 24 | 0 |
| A.Randle El | 2 | 15 | 15 | 0 | T.Houshmandzadeh | 4 | 25 | 8 | 1 |
| H.Ward | 2 | 10 | 5t | 1 | R.Johnson | 2 | 14 | 11 | 0 |
| V.Haynes | 1 | 14 | 14 | 0 | M.Schobel | 2 | 11 | 8 | 0 |
| J.Tuman | 1 | 9 | 9 | 0 | C.Henry | 1 | 66 | 66 | 0 |
| | | | | | R.Kelly | 1 | 4 | 4 | 0 |
| TOTALS | 14 | 208 | 54 | 3 | TOTALS | 25 | 263 | 66 | 1 |

DEFENSE

Pittsburgh (press box stats) — ST-AT-TT: T.Carter 7-0-7, L.Foote 4-3-7, D.Townsend 5-1-6, T.Polamalu 4-2-6, J.Farrior 3-1-4, C.Haggans 2-2-4, I.Taylor 3-0-3, C.Hope 1-2-3, A.Smith 1-2-3, J.Porter 0-3-3, C.Hampton 2-0-2, C.Hoke 1-1-2, B.McFadden 1-0-1, S.Morey 1-0-1, T.Kirschke 1-0-1, A.Frazier 0-1-1. SKS-YDS.: C.Hoke 1-2, L.Foote 0.5-4.5, C.Haggans 0.5-4.5, T.Polamalu 0.5-2.5, J.Porter 0.5-2.5, (team) 1-4. INT-YDS.: J.Farrior 1-22, T.Polamalu 1-4, C.Hope 0-5. PD: I.Taylor 2, D.Townsend 2, J.Farrior 1, C.Hope 1, T.Polamalu 1. FF: None. FR-YDS.: None.

Cincinnati (press box stats) — ST-AT-TT: D.Pollack 5-3-8, O.Thurman 3-5-8, K.Kaevsiharn 4-2-6, I.Ohalet 4-0-4, D.O'Neal 4-0-4, T.James 3-1-4, B.Simmons 3-1-4, J.Smith 3-1-4, R.Geathers 2-0-2, L.Johnson 0-2-2, B.Robinson 1-0-1, R.Bauman 0-1-1, H.Navies 0-1-1, S.Smith 0-1-1. SKS-YDS.: D.Pollack 1-6. INT-YDS.: None. PD: R.Geathers 1, D.O'Neal 1. FF: None. FR-YDS.: None.

2009 SEASON

AFC WILD CARD PLAYOFF

N.Y. Jets 24, Cincinnati Bengals 14
Saturday, Jan. 9, 2010 at Paul Brown Stadium

In a Wild Card Playoff that was relatively even in most statistical categories, the AFC North Champion Bengals were minus-two in turnover differential and could not hold an early lead against the visiting Jets. Cincinnati led 7-0 after the first quarter, on an 11-yard TD pass from QB Carson Palmer to WR Laveranues Coles, but New York gained a 14-7 halftime lead with two scores in a span of less than six minutes in the second quarter. Possession for the go-ahead TD drive was gained by the Jets on an INT by Pro Bowl CB Darrelle Revis. The Bengals' second-half comeback efforts were crippled by missed FG attempts of 35 and 28 yards by K.Shayne Graham. Bengals HB Cedric Benson scored on a 47-yard run in the fourth quarter, and his 169 rushing yards for the game set a Bengals postseason record. The Jets defeated the San Diego Chargers in their Divisional Playoff the following week to advance to the AFC Championship game, where they lost to the Indianapolis Colts.

| SCORE BY PERIODS | 1 | 2 | 3 | 4 | OT | PTS. |
|------------------|---|----|---|---|----|------|
| N.Y. Jets | 0 | 14 | 7 | 3 | — | 24 |
| Cincinnati | 7 | 0 | 0 | 7 | — | 14 |

| TEAM — SCORING PLAY | QTR-LEFT |
|--|----------|
| Cin. — L.Coles 11 pass from C.Palmer (S.Graham kick) | 1-7:07 |
| NYJ — S.Greene 39 run (J.Feely kick) | 2-11:52 |
| NYJ — D.Keller 45 pass from M.Sanchez (J.Feely kick) | 2-6:19 |
| NYJ — T.Jones 9 run (J.Feely kick) | 3-2:18 |
| Cin. — C.Benson 47 run (S.Graham kick) | 4-11:04 |
| NYJ — J.Feely 20 field goal | 4-5:47 |

Missed FGs: S.Graham (35WL, 28WR). Attendance: 63,686. Time: 3:02.

| TEAM STATISTICS | NYJ | CIN. |
|---|---------|---------|
| First downs | 15 | 18 |
| Third down conversions-attempts | 3-12 | 5-14 |
| Total net yards | 353 | 281 |
| Net yards rushing | 171 | 171 |
| Net yards passing | 182 | 110 |
| Pass attempts-completions-interceptions | 15-12-0 | 36-18-1 |
| Sacks against-yards lost | 0-0 | 3-36 |
| Punts-average | 7-31.4 | 4-48.0 |
| Punt returns-yards | 2-26 | 1-23 |
| Kickoff returns-yards | 3-56 | 5-128 |
| Penalties-yards | 9-76 | 6-55 |
| Fumbles-lost | 0-0 | 2-1 |
| Time of possession | 33:02 | 26:58 |

RUSHING

| NYJ | ATT | YDS | LG | TD | CIN. | ATT | YDS | LG | TD |
|-----------|-----|-----|-----|----|----------|-----|-----|-----|----|
| S.Greene | 21 | 135 | 39t | 1 | C.Benson | 21 | 169 | 47t | 1 |
| T.Jones | 15 | 34 | 9t | 1 | C.Palmer | 1 | 2 | 2 | 0 |
| B.Smith | 2 | 4 | 2 | 0 | | | | | |
| M.Sanchez | 3 | -2 | 0 | 0 | | | | | |
| TOTALS | 41 | 171 | 39t | 2 | TOTALS | 22 | 171 | 47t | 1 |

PASSING

| NYJ | ATT | CMP | YDS | TD-I | CIN. | ATT | CMP | YDS | TD-I |
|-----------|-----|-----|-----|------|----------|-----|-----|-----|------|
| M.Sanchez | 15 | 12 | 182 | 1-0 | C.Palmer | 36 | 18 | 146 | 1-1 |
| TOTALS | 15 | 12 | 182 | 1-0 | TOTALS | 36 | 18 | 146 | 1-1 |

RECEIVING

| NYJ | NO | YDS | LG | TD | CIN. | NO | YDS | LG | TD |
|------------|----|-----|-----|----|------------|----|-----|----|----|
| J.Cotchery | 6 | 67 | 18 | 0 | L.Coles | 6 | 48 | 13 | 1 |
| D.Keller | 3 | 99 | 45t | 1 | Q.Cosby | 3 | 26 | 14 | 0 |
| B.Edwards | 2 | 15 | 16 | 0 | C.Benson | 3 | 12 | 5 | 0 |
| B.Smith | 1 | 1 | 1 | 0 | C.Johnson | 2 | 28 | 19 | 0 |
| | | | | | A.Caldwell | 2 | 25 | 13 | 0 |
| | | | | | B.Leonard | 2 | 7 | 6 | 0 |
| TOTALS | 12 | 182 | 45t | 1 | TOTALS | 18 | 146 | 19 | 1 |

DEFENSE

N.Y. Jets (press box stats) — ST-AT-TT: B.Thomas 7-0-7, S.Ellis 5-1-6, L.Sheppard 5-1-6, B.Scott 2-3-5, D.Harris 3-1-4, C.Pace 3-1-4, J.Leonhard 2-2-4, D.Revis 2-1-3, D.Coleman 2-0-2, D.Lowery 1-1-2, M.Douglas 0-2-2, K.Rhodes 0-2-2, J.Ihedigbo 1-0-1, M.Devito 0-1-1, H.Green 0-1-1, S.Pouha 0-1-1. SKS-YDS.: J.Leonhard 1-18, S.Ellis 1-10, B.Thomas 1-8. INT-YDS.: D.Revis 1-20. PD: D.Lowery 2, L.D.Revis 1, B.Scott 1, Sheppard 1, B.Thomas 1. FF: J.Leonhard 1, B.Thomas 1. FR-YDS.: S.Ellis 1-0.

Cincinnati (press box stats) — ST-AT-TT: C.Ndukwe 7-3-10, D.H.Jones 4-3-7, L.Hall 4-2-6, J.Joseph 3-2-5, T.Johnson 2-3-5, J.Fanene 4-0-4, C.Crocker 3-1-4, K.Rivers 3-1-4, B.Johnson 1-3-4, D.Peko 1-3-4, R.Geathers 1-2-3, M.Trent 1-1-2. SKS-YDS.: None. INT-YDS.: None. PD: B.Johnson 2. FF: None. FR-YDS.: None.

2011 SEASON

AFC WILD CARD PLAYOFF

Houston Texans 31, Cincinnati Bengals 10
Saturday, Jan. 7, 2012 at Reliant Stadium

The visiting Bengals set the tone early with a one-yard Cedric Benson TD, a Mike Nugent FG and a strong defensive first half. But big plays would prove to be the difference in the game, and Houston had plenty. With 52 seconds left in the first half, Texans DE J.J. Watt intercepted an Andy Dalton pass and returned it 29 yards for a TD, stirring an already-raucous Reliant Stadium crowd. Trailing 17-10 entering the second half, the Bengals briefly kept the game close, but the Texans pulled ahead 24-10 when WR Andre Johnson scored on a 40-yard reception with 1:08 left in the third quarter. With 5:15 left in the contest, Texans RB Arian Foster, who had a game-high 152 rushing yards, ran 42 yards down the right sideline for a TD that completed the scoring. Bengals QB and Houston area native Andy Dalton passed 27-for-42 for 257 yards, but had three INTs. Houston advanced to the divisional round of the playoffs with the win, but lost to the Baltimore Ravens in that game, 20-13.

| SCORE BY PERIODS | 1 | 2 | 3 | 4 | OT | PTS. |
|------------------|---|----|---|---|----|------|
| Cincinnati..... | 7 | 3 | 0 | 0 | — | 10 |
| Houston..... | 7 | 10 | 7 | 7 | — | 31 |

| TEAM — SCORING PLAY | QTR.-LEFT |
|--|-----------|
| Cin. — C.Benson 1 run (M.Nugent kick)..... | 1-7:34 |
| Hou. — A.Foster 8 run (N.Rackers kick)..... | 1-4:57 |
| Cin. — M.Nugent 37 field goal..... | 2-7:09 |
| Hou. — N.Rackers 39 field goal..... | 2-1:48 |
| Hou. — J.Watt 29 interception return (N.Rackers kick)..... | 2-0:52 |
| Hou. — A.Johnson 40 pass from T.Yates (N. Rackers kick)..... | 3-1:08 |
| Hou. — A.Foster 42 run (N.Rackers kick)..... | 4-5:15 |

Missed FGs: M.Nugent (50WR). Attendance: 71,725. Time: 3:04.

| TEAM STATISTICS | CIN. | HOU. |
|--|---------|---------|
| First downs..... | 21 | 19 |
| Third down conversions-attempts..... | 6-13 | 6-12 |
| Total net yards..... | 300 | 340 |
| Net yards rushing..... | 76 | 188 |
| Net yards passing..... | 224 | 152 |
| Pass attempts-completions-interceptions..... | 42-27-3 | 20-11-0 |
| Sacks against-yards lost..... | 4-33 | 2-7 |
| Punts-average..... | 3-48.3 | 5-50.2 |
| Punt returns-yards..... | 3-20 | 3-12 |
| Kickoff returns-yards..... | 1-22 | 0-0 |
| Penalties-yards..... | 3-25 | 5-87 |
| Fumbles-lost..... | 1-0 | 0-0 |
| Time of possession..... | 30:17 | 29:43 |

RUSHING

| CIN. | ATT | YDS | LG | TD | HOU. | ATT | YDS | LG | TD |
|-----------|-----|-----|----|----|----------|-----|-----|-----|----|
| B.Leonard | 3 | 34 | 19 | 0 | A.Foster | 24 | 153 | 42t | 2 |
| A.Dalton | 3 | 17 | 15 | 0 | B.Tate | 9 | 37 | 9 | 0 |
| C.Benson | 7 | 14 | 7 | 1 | J.Casey | 1 | 0 | 0 | 0 |
| B.Scott | 6 | 11 | 4 | 0 | T.Yates | 1 | -2 | -2 | 0 |
| TOTALS | 19 | 76 | 19 | 1 | TOTALS | 35 | 188 | 42t | 2 |

PASSING

| CIN. | ATT | CMP | YDS | TD-I | HOU. | ATT | CMP | YDS | TD-I |
|----------|-----|-----|-----|------|---------|-----|-----|-----|------|
| A.Dalton | 42 | 27 | 257 | 0-3 | T.Yates | 20 | 11 | 159 | 1-0 |
| TOTALS | 42 | 27 | 257 | 0-3 | TOTALS | 20 | 11 | 159 | 1-0 |

RECEIVING

| CIN. | NO | YDS | LG | TD | HOU. | NO | YDS | LG | TD |
|-----------|----|-----|----|----|-----------|----|-----|-----|----|
| B.Leonard | 6 | 36 | 16 | 0 | A.Johnson | 5 | 90 | 40t | 1 |
| A.Green | 5 | 47 | 21 | 0 | A.Foster | 3 | 29 | 15 | 0 |
| J.Gresham | 5 | 46 | 16 | 0 | O.Daniels | 2 | 29 | 21 | 0 |
| J.Simpson | 3 | 33 | 16 | 0 | K.Walter | 1 | 11 | 11 | 0 |
| B.Scott | 3 | 29 | 11 | 0 | | | | | |
| R.Whalen | 2 | 24 | 20 | 0 | | | | | |
| D.Lee | 1 | 36 | 36 | 0 | | | | | |
| A.Hawkins | 1 | 8 | 8 | 0 | | | | | |
| C.Benson | 1 | -2 | -2 | 0 | | | | | |
| TOTALS | 27 | 257 | 36 | 0 | TOTALS | 11 | 159 | 40t | 1 |

DEFENSE

Cincinnati (press box stats) — **ST-AT-TT:** T.Howard 6-0-6, J.Fanene 5-1-6, R.Nelson 5-1-6, M.Lawson 4-1-5, A.Jones 4-0-4, D.Peko 4-0-4, G.Atkins 3-1-4, N.Clements 3-0-3, R.Geathers 2-1-3, R.Mauluga 1-2-3, C.Crocker 2-0-2, K.Jennings 2-0-2, F.Rucker 1-1-2, C.Dunlap 1-0-1, D.Skuta 1-0-1. **SKS.-YDS.:** R.Nelson 1-7, G.Atkins 1-0. **INT.-YDS.:** None. **PD:** N.Clements 1, C.Crocker 1, J.Fanene 1. **FF:** None. **FR-YDS.:** None.

Houston (press box stats) — **ST-AT-TT:** B.Cushing 5-3-8, D.Manning 5-2-7, J.Joseph 6-0-6, A.Smith 5-0-5, G.Quin 4-1-5, J.Allen 3-2-5, B.Reed 3-2-5, K.Jackson 3-1-4, E.Mitchell 3-1-4, D.Ryans 2-2-4, C.Barwin 3-0-3, S.Cody 1-2-3, J.Watt 2-0-2, T.Jamison 1-1-2, Q.Demps 1-0-1, T.Dobbins 1-0-1. **SKS.-YDS.:** E.Mitchell 1-9, B.Reed 1-9, A.Smith 1-8, J.Watt 1-7. **INT.-YDS.:** J.Watt 1-29, D.Manning 1-0, J.Joseph 1-(-1). **PD:** J.Joseph 2, B.McCain 2, J.Allen 1, T.Jamison 1, D.Manning 1, E.Mitchell 1, J. Watt 1. **FF:** None. **FR-YDS.:** None.

2012 SEASON

AFC WILD CARD PLAYOFF

Houston Texans 19, Cincinnati Bengals 13
Sunday, Jan. 5, 2013 at Reliant Stadium

The Bengals were outgained 420-198 and had only 21:11 possession time, but they hung in against the favored Texans on the strength of a defensive TD and excellent defense in the red zone. Cincinnati had a first down at the Houston 35 with 3:40 to play, looking for a TD for the lead, but the offense could get no farther, and Houston ran out the clock after Cincinnati surrendered the ball on downs. The Bengals got their lone TD on a 21-yard Leon Hall INT return in the second quarter, a play that gave Cincinnati a 7-6 lead. The defense overall was in a bend-but-not-break mode, allowing four red-zone penetrations but forcing the Texans to settle for one TD and three FGs. Houston RB Arian Foster was the day's outstanding individual performer, rushing for 140 yards on 32 carries.

| SCORE BY PERIODS | 1 | 2 | 3 | 4 | OT | PTS. |
|------------------|---|---|---|---|----|------|
| Cincinnati..... | 0 | 7 | 3 | 3 | — | 13 |
| Houston..... | 3 | 6 | 7 | 3 | — | 19 |

| TEAM — SCORING PLAY | QTR.-LEFT |
|--|-----------|
| Hou. — S.Graham 48 field goal..... | 1-7:49 |
| Hou. — S.Graham 27 field goal..... | 2-13:07 |
| Cin. — L.Hall 21 interception return (J.Brown kick)..... | 2-9:30 |
| Hou. — S.Graham 22 field goal..... | 2-2:19 |
| Hou. — A.Foster 1 run (S.Graham kick)..... | 3-10:31 |
| Cin. — J.Brown 34 field goal..... | 3-7:48 |
| Hou. — S.Graham 24 field goal..... | 4-14:17 |
| Cin. — J.Brown 47 field goal..... | 4-9:03 |

Missed FGs: None. Attendance: 71,738. Time: 3:03.

| TEAM STATISTICS | CIN. | HOU. |
|--|---------|---------|
| First downs..... | 12 | 24 |
| Third down conversions-attempts..... | 0-9 | 8-17 |
| Total net yards..... | 198 | 420 |
| Net yards rushing..... | 80 | 158 |
| Net yards passing..... | 118 | 262 |
| Pass attempts-completions-interceptions..... | 30-14-1 | 38-29-1 |
| Sacks against-yards lost..... | 2-9 | 0-0 |
| Punts-average..... | 5-46.6 | 3-42.0 |
| Punt returns-yards..... | 3-12 | 2-14 |
| Kickoff returns-yards..... | 6-156 | 2-47 |
| Penalties-yards..... | 5-51 | 7-55 |
| Fumbles-lost..... | 1-0 | 0-0 |
| Time of possession..... | 21:11 | 38:49 |

RUSHING

| CIN. | ATT | YDS | LG | TD | HOU. | ATT | YDS | LG | TD |
|---------------|-----|-----|----|----|----------|-----|-----|----|----|
| B.Green-Ellis | 11 | 63 | 29 | 0 | A.Foster | 32 | 140 | 17 | 1 |
| A.Dalton | 4 | 15 | 12 | 0 | K.Martin | 1 | 16 | 16 | 0 |
| B.Leonard | 1 | 2 | 2 | 0 | M.Schaub | 4 | 1 | 2 | 0 |
| | | | | | B.Tate | 2 | 1 | 1 | 0 |
| TOTALS | 16 | 80 | 29 | 0 | TOTALS | 39 | 158 | 17 | 1 |

PASSING

| CIN. | ATT | CMP | YDS | TD-I | HOU. | ATT | CMP | YDS | TD-I |
|----------|-----|-----|-----|------|----------|-----|-----|-----|------|
| A.Dalton | 30 | 14 | 127 | 0-1 | M.Schaub | 38 | 29 | 262 | 0-1 |
| TOTALS | 30 | 14 | 127 | 0-1 | TOTALS | 38 | 29 | 262 | 0-1 |

RECEIVING

| CIN. | NO | YDS | LG | TD | HOU. | NO | YDS | LG | TD |
|---------------|----|-----|----|----|-----------|----|-----|----|----|
| A.Green | 5 | 80 | 45 | 0 | O.Daniels | 9 | 91 | 19 | 0 |
| M.Jones | 3 | 34 | 15 | 0 | A.Foster | 8 | 34 | 13 | 0 |
| A.Hawkins | 2 | 15 | 8 | 0 | A.Johnson | 4 | 62 | 22 | 0 |
| J.Gresham | 2 | 7 | 6 | 0 | K.Walter | 4 | 26 | 12 | 0 |
| B.Green-Ellis | 2 | -9 | -3 | 0 | G.Graham | 3 | 29 | 20 | 0 |
| | | | | | J.Casey | 1 | 20 | 20 | 0 |
| TOTALS | 14 | 127 | 45 | 0 | TOTALS | 29 | 262 | 22 | 0 |

DEFENSE

Cincinnati (press box stats) — **ST-AT-TT:** R.Nelson 9-1-10, R.Mauluga 6-4-10, N.Clements 8-1-9, T.Newman 7-0-7, V.Burfit 4-2-6, L.Hall 4-0-4, P.Sims 4-0-4, D.Peko 3-1-4, R.Geathers 2-2-4, C.Dunlap 2-1-3, G.Atkins 1-2-3, M.Lawson 2-0-2, M.Johnson 1-1-2, E.Lamur 1-1-2, A.Jones 1-0-1, D.Skuta 1-0-1, W.Gilberry 0-1-1. **SKS.-YDS.:** None. **INT.-YDS.:** L.Hall 1-21. **PD:** L.Hall 1, A.Jones 1, T.Newman 1. **FF:** None. **FR-YDS.:** None.

Houston (press box stats) — **ST-AT-TT:** J.Joseph 5-0-5, J.Watt 5-0-5, B.James 4-0-4, S.Keo 2-2-4, B.Reed 3-0-3, C.Barwin 2-0-2, K.Jackson 2-0-2, G.Quin 2-0-2, A.Smith 2-0-2, B.Harris 1-0-1, D.Manning 1-0-1, E.Mitchell 1-0-1, B.Ruud 1-0-1. **SKS.-YDS.:** J.Watt 1-9, B.Reed 1-0. **INT.-YDS.:** J.Joseph 1-14. **PD:** G.Quin 3, K.Jackson 2, J.Joseph 2, J.Watt 2, C.Barwin 1, B.Harris 1. **FF:** None. **FR-YDS.:** None.

2013 SEASON

AFC WILD CARD PLAYOFF

San Diego Chargers 27, Cincinnati Bengals 10
Sunday, Jan. 5, 2014 at Paul Brown Stadium

The AFC North Division champion Bengals piled up a 439-318 yardage edge in their Wild Card playoff vs. San Diego, but the Chargers won with relative ease while posting a plus-four edge in turnover differential (four takeaways, no giveaways). The Bengals held a 10-7 halftime lead, but San Diego went ahead on an 80-yard TD drive on its first possession of the third quarter. The Chargers added a third-quarter FG after Bengals QB Andy Dalton lost a fumble, and the Chargers tacked on a fourth-quarter TD following an INT. The Bengals' lone TD came on a four-yard second-quarter pass from Dalton to TE Jermaine Gresham. WR Marvin Jones set a Bengals postseason record with 130 receiving yards, topping a former mark of 120 by Cris Collinsworth, and Dalton's 334 passing yards were second-most in Bengals postseason annals. The Chargers, a Wild Card playoff entry, advanced to a Divisional round game at New England.

| SCORE BY PERIODS | 1 | 2 | 3 | 4 | OT | PTS. |
|------------------|---|----|----|----|----|------|
| San Diego | 7 | 0 | 10 | 10 | — | 27 |
| Cincinnati..... | 0 | 10 | 0 | 0 | — | 10 |

| TEAM — SCORING PLAY | QTR-LEFT |
|---|----------|
| S.D. — D.Woodhead 5 run (N.Novak kick) | 1-0:48 |
| Cin. — J.Gresham 4 pass from A.Dalton (M.Nugent kick) | 2-5:59 |
| Cin. — M.Nugent 46 field goal | 2-0:00 |
| S.D. — L.Green 4 pass from P.Rivers (N.Novak kick) | 3-6:46 |
| S.D. — N.Novak 25 field goal | 3-2:00 |
| S.D. — N.Novak 23 field goal | 4-14:16 |
| S.D. — R.Brown 58 run (N.Novak kick) | 4-2:17 |

Missed FGs: None. Attendance: 62,277. Time: 3:10.

| TEAM STATISTICS | S.D. | CIN. |
|---|---------|---------|
| First downs | 16 | 27 |
| Third down conversions-attempts | 4-12 | 3-12 |
| Total net yards | 318 | 439 |
| Net yards rushing | 196 | 113 |
| Net yards passing | 122 | 326 |
| Pass attempts-completions-interceptions | 16-12-0 | 51-29-2 |
| Sacks against-yards lost | 1-6 | 3-8 |
| Punts-average | 6-43.2 | 3-39.3 |
| Punt returns-yards | 0-0 | 3-6 |
| Kickoff returns-yards | 1-23 | 6-151 |
| Penalties-yards | 5-28 | 4-38 |
| Fumbles-lost | 0-0 | 3-2 |
| Time of possession | 29:28 | 30:32 |

RUSHING

| S.D. | ATT | YDS | LG | TD | CIN. | ATT | YDS | LG | TD |
|------------|-----|-----|-----|----|---------------|-----|-----|----|----|
| R.Brown | 8 | 77 | 58t | 1 | G.Bernard | 12 | 45 | 12 | 0 |
| D.Woodhead | 15 | 54 | 9 | 1 | B.Green-Ellis | 8 | 42 | 12 | 0 |
| R.Mathews | 13 | 52 | 8 | 0 | A.Dalton | 5 | 26 | 12 | 0 |
| E.Royal | 1 | 9 | 9 | 0 | | | | | |
| P.Rivers | 2 | 4 | 2 | 0 | | | | | |
| L.McClain | 1 | 0 | 0 | 0 | | | | | |
| TOTALS | 40 | 196 | 58t | 2 | TOTALS | 25 | 113 | 12 | 0 |

PASSING

| S.D. | ATT | CMP | YDS | TD-I | CIN. | ATT | CMP | YDS | TD-I |
|----------|-----|-----|-----|------|----------|-----|-----|-----|------|
| P.Rivers | 16 | 12 | 128 | 1-0 | A.Dalton | 51 | 29 | 334 | 1-2 |
| TOTALS | 16 | 12 | 128 | 1-0 | TOTALS | 51 | 29 | 334 | 1-2 |

RECEIVING

| S.D. | NO | YDS | LG | TD | CIN. | NO | YDS | LG | TD |
|------------|----|-----|----|----|-----------|----|-----|----|----|
| L.Green | 3 | 34 | 22 | 1 | M.Jones | 8 | 130 | 49 | 0 |
| K.Allen | 2 | 21 | 12 | 0 | G.Bernard | 7 | 73 | 17 | 0 |
| D.Woodhead | 2 | 14 | 11 | 0 | J.Gresham | 7 | 64 | 13 | 1 |
| R.Mathews | 2 | 12 | 9 | 0 | A.Green | 3 | 34 | 14 | 0 |
| E.Royal | 1 | 33 | 33 | 0 | A.Hawkins | 3 | 20 | 10 | 0 |
| R.Brown | 1 | 9 | 9 | 0 | M.Sanu | 1 | 13 | 13 | 0 |
| A.Gates | 1 | 5 | 5 | 0 | | | | | |
| TOTALS | 12 | 128 | 33 | 1 | TOTALS | 29 | 334 | 49 | 1 |

DEFENSE

San Diego (press box stats) — ST-AT-TT: D.Butler 9-3-12, M.Te'o 3-4-7, J.Addae 4-1-5, M.Gilchrist 3-2-5, J.Johnson 3-2-5, C.Liugot 3-2-5, R.Walker 3-2-5, E.Weddle 3-2-5, S.Wright 3-2-5, M.Ingram 0-3-3, R.Marshall 2-0-2, C.Thomas 2-0-2, D.Stuckey 1-1-2, L.Guy 1-0-1, K.Reyes 0-1-1. SKS-YDS.: J.Johnson 1-4, C.Thomas 1-3, C.Liugot 1-1. INT-YDS.: S.Wright 1-30, M.Ingram 1-3. PD: D.Stuckey 2, M.Ingram 1, K.Reyes 1, E.Weddle 1, S.Wright 1. FF: D.Butler 1. FR-YDS.: R.Marshall 1-13, J.Addae 1-0.

Cincinnati (press box stats) — ST-AT-TT: R.Mauluga 12-3-15, A.Jones 7-0-7, V.Burfit 2-5-7, B.Thompson 3-2-5, R.Nelson 4-0-4, C.Dunlap 2-2-4, J.Harrison 3-0-3, W.Gilberry 2-1-3, G.Iloka 2-0-2, D.Kirkpatrick 2-0-2, D.Peko 2-0-2, C.Crocker 1-1-2, M.Johnson 1-0-1. SKS-YDS.: V.Burfit 0-5-3, C.Crocker 0-5-3. INT-YDS.: None. PD: None. FF: None. FR-YDS.: None.

2014 SEASON

AFC WILD CARD PLAYOFF

Indianapolis Colts 26, Cincinnati Bengals 10
Sunday, Jan. 4, 2015 at Lucas Oil Stadium

Significantly depleted in their receiving corps, the Bengals were no match for the AFC South champion Colts. Indianapolis QB Andrew Luck passed for 376 yards, re-setting a Bengals opponent playoff record previously held by QB Joe Montana from Super Bowl XXIII (357). The Colts totaled 482 yards to Cincinnati's 254. The Bengals moved the ball well on their first two possessions and were tied 7-7 late in the first quarter, after a 74-yard TD drive. At halftime, Cincinnati trailed by only 13-10, thanks to a 57-yard Mike Nugent FG near the end of the second quarter. The 57-yarder was a Bengals postseason record by 10 yards and topped by two yards the team regular-season record of 55 that Nugent shared with K Chris Bahr. But the Bengals managed only 98 net yards and no points in the second half, while the Colts struck for a Luck 36-yard TD pass and two FGs by K Adam Vinatieri. The Bengals played without their top two leaders in receptions — WR A.J. Green (concussion) and TE Jermaine Gresham (back strain).

| SCORE BY PERIODS | 1 | 2 | 3 | 4 | OT | PTS. |
|--------------------|---|---|----|---|----|------|
| Cincinnati..... | 7 | 3 | 0 | 0 | — | 10 |
| Indianapolis | 7 | 6 | 10 | 3 | — | 26 |

| TEAM — SCORING PLAY | QTR-LEFT |
|--|----------|
| Ind. — D.Herron 2 run (A.Vinatieri kick) | 1-11:05 |
| Cin. — J.Hill 1 run (M.Nugent kick) | 1-1:28 |
| Ind. — A.Vinatieri 38 field goal | 2-12:41 |
| Ind. — A.Vinatieri 29 field goal | 2-8:34 |
| Cin. — M.Nugent 57 field goal | 2-0:10 |
| Ind. — D.Moncrief 36 pass from A.Luck (A.Vinatieri kick) | 3-7:48 |
| Ind. — A.Vinatieri 22 field goal | 3-1:31 |
| Ind. — A.Vinatieri 53 field goal | 4-11:31 |

Missed FGs: None. Attendance: 63,385. Time: 3:06.

| TEAM STATISTICS | CIN. | IND. |
|---|---------|---------|
| First downs | 14 | 22 |
| Third down conversions-attempts | 6-15 | 6-14 |
| Total net yards | 254 | 482 |
| Net yards rushing | 110 | 114 |
| Net yards passing | 144 | 368 |
| Pass attempts-completions-interceptions | 35-18-0 | 44-31-0 |
| Sacks against-yards lost | 3-11 | 1-8 |
| Punts-average | 8-47.5 | 4-51.5 |
| Punt returns-yards | 2-20 | 5-35 |
| Kickoff returns-yards | 3-80 | 3-76 |
| Penalties-yards | 6-45 | 9-66 |
| Fumbles-lost | 1-1 | 2-1 |
| Time of possession | 25:50 | 34:10 |

RUSHING

| CIN. | ATT | YDS | LG | TD | IND. | ATT | YDS | LG | TD |
|------------|-----|-----|----|----|----------|-----|-----|----|----|
| J.Hill | 13 | 47 | 18 | 1 | D.Herron | 12 | 56 | 27 | 1 |
| A.Dalton | 4 | 34 | 16 | 0 | Z.Tipton | 11 | 40 | 11 | 0 |
| R.Burkhead | 1 | 23 | 23 | 0 | A.Luck | 2 | 18 | 18 | 0 |
| G.Bernard | 3 | 6 | 6 | 0 | | | | | |
| TOTALS | 21 | 110 | 23 | 1 | TOTALS | 25 | 114 | 27 | 1 |

PASSING

| CIN. | ATT | CMP | YDS | TD-I | IND. | ATT | CMP | YDS | TD-I |
|----------|-----|-----|-----|------|--------|-----|-----|-----|------|
| A.Dalton | 35 | 18 | 155 | 0-0 | A.Luck | 44 | 31 | 376 | 1-0 |
| TOTALS | 35 | 18 | 155 | 0-0 | TOTALS | 44 | 31 | 376 | 1-0 |

RECEIVING

| CIN. | NO | YDS | LG | TD | IND. | NO | YDS | LG | TD |
|------------|----|-----|----|----|------------|----|-----|-----|----|
| G.Bernard | 8 | 46 | 13 | 0 | D.Herron | 10 | 85 | 18 | 0 |
| R.Hewitt | 3 | 37 | 14 | 0 | T.Hilton | 6 | 103 | 30 | 0 |
| R.Burkhead | 3 | 34 | 26 | 0 | H.Nicks | 3 | 59 | 45 | 0 |
| M.Sanu | 3 | 31 | 11 | 0 | D.Moncrief | 3 | 54 | 36t | 1 |
| K.Brock | 1 | 7 | 7 | 0 | D.Allen | 3 | 30 | 12 | 0 |
| | | | | | J.Doyle | 3 | 9 | 4 | 0 |
| | | | | | C.Fleener | 1 | 18 | 18 | 0 |
| | | | | | R.Wayne | 1 | 12 | 12 | 0 |
| | | | | | Z.Tipton | 1 | 6 | 6 | 0 |
| TOTALS | 18 | 155 | 26 | 0 | TOTALS | 31 | 376 | 45 | 1 |

DEFENSE

Cincinnati (press box stats) — ST-AT-TT: V.Rey 5-6-11, E.Lamur 6-0-6, A.Jones 4-2-6, R.Nelson 4-1-5, M.Flowers 3-2-5, G.Iloka 2-3-5, B.Thompson 2-2-4, T.Newman 3-0-3, G.Atkins 2-1-3, D.Kirkpatrick 2-1-3, D.Peko 1-2-3, D.Dennard 2-0-2, R.Mauluga 2-0-2, C.Dunlap 1-1-2, L.Hall 1-1-2, W.Gilberry 0-2-2, M.Hunt 0-2-2. SKS-YDS.: G.Atkins 0-5-4, M.Hunt 0-5-4. INT-YDS.: None. PD: L.Hall 1, D.Kirkpatrick 1, R.Mauluga 1, T.Newman 1. FF: D.Dennard 1, V.Rey 1. FR-YDS.: R.Nelson 1-6.

Indianapolis (press box stats) — ST-AT-TT: J.Freeman 7-8-15, M.Adams 7-2-9, D.Jackson 2-4-6, V.Davis 4-0-4, L.Landry 1-2-3, G.Toler 2-0-2, E.Walden 2-0-2, D.Butler 1-1-2, C.Redding 1-1-2, A.Jones 0-2-2, J.Chapman 1-0-1, M.Hughes 1-0-1, R.Jean Francois 0-1-1, J.Newsome 0-1-1. SKS-YDS.: J.Freeman 1-5-5.5, C.Redding 1-3, R.Jean Francois 0-5-2.5. INT-YDS.: None. PD: G.Toler 3, C.Redding 2, M.Adams 1, V.Davis 1, D.Jackson 1, E.Walden 1. FF: J.Freeman 1. FR-YDS.: M.Hughes 1-0.

2015 SEASON

AFC WILD CARD PLAYOFF

Pittsburgh Steelers 18, Cincinnati Bengals 16
Saturday, Jan. 9, 2016 at Paul Brown Stadium

The Bengals rallied from a 15-0 deficit to take a 16-15 lead with 1:50 to play, and Cincinnati had a first down at the Steelers' 26-yard line with 1:36 left. But Pittsburgh recovered a fumble by HB Jeremy Hill on the next Bengals play, and the Steelers drove for a game-winning 37-yard FG at the 0:14 mark, aided by two personal foul penalties against Cincinnati. The Bengals had rallied to take the lead with three fourth-quarter scores — a one-yard TD run by Hill, a 36-yard Mike Nugent FG and a 25-yard TD pass from QB AJ McCarron to WR A.J. Green. McCarron, as he had in the last three regular-season games, was subbing for injured No. 1 QB Andy Dalton. The Bengals had the home field after winning the AFC North Division with a 12-4 record, but the 10-6 Steelers earned a Wild Card berth and advanced with the win to the Divisional playoff round.

| SCORE BY PERIODS | 1 | 2 | 3 | 4 | OT | PTS. |
|------------------|---|---|---|----|----|------|
| Pittsburgh..... | 0 | 6 | 9 | 3 | — | 18 |
| Cincinnati..... | 0 | 0 | 0 | 16 | — | 16 |

| TEAM — SCORING PLAY | QTR.-LEFT |
|---|-----------|
| Pitt. — C.Boswell 39 field goal | 2-2:27 |
| Pitt. — C.Boswell 30 field goal | 2-0:33 |
| Pitt. — C.Boswell 34 field goal | 3-10:09 |
| Pitt. — M.Bryant 10 pass from B.Roethlisberger (pass failed)..... | 3-5:02 |
| Cin. — J.Hill 1 run (M.Nugent kick)..... | 4-13:57 |
| Cin. — M.Nugent 36 field goal | 4-5:12 |
| Cin. — A.Green 25 pass from A.McCarron (run failed)..... | 4-1:50 |
| Pitt. — C.Boswell 35 field goal | 4-0:14 |

Missed FGs: None. Attendance: 63,257. Time: 3:41.

| TEAM STATISTICS | PITT. | CIN. |
|--|---------|---------|
| First downs..... | 21 | 19 |
| Third down conversions-attempts..... | 2-13 | 5-15 |
| Total net yards..... | 369 | 279 |
| Net yards rushing..... | 167 | 91 |
| Net yards passing..... | 202 | 188 |
| Pass attempts-completions-interceptions..... | 36-20-1 | 41-23-1 |
| Sacks against-yards lost | 4-38 | 3-24 |
| Punts-average..... | 7-41.9 | 6-42.5 |
| Punt returns-yards..... | 2-8 | 2-34 |
| Kickoff returns-yards | 1-16 | 2-50 |
| Penalties-yards | 10-142 | 8-79 |
| Fumbles-lost..... | 2-1 | 5-3 |
| Time of possession..... | 30:37 | 29:23 |

RUSHING

| PITT. | ATT | YDS | LG | TD | CIN. | ATT | YDS | LG | TD |
|-------------|-----|-----|----|----|------------|-----|-----|----|----|
| J.Todman | 11 | 65 | 25 | 0 | J.Hill | 12 | 50 | 38 | 1 |
| F.Toussaint | 17 | 58 | 9 | 0 | G.Bernard | 6 | 28 | 14 | 0 |
| M.Bryant | 1 | 44 | 44 | 0 | A.McCarron | 5 | 9 | 6 | 0 |
| | | | | | R.Burkhead | 1 | 4 | 4 | 0 |
| TOTALS | 29 | 167 | 44 | 0 | TOTALS | 24 | 91 | 38 | 1 |

PASSING

| PITT. | ATT | CMP | YDS | TD-I | CIN. | ATT | CMP | YDS | TD-I |
|------------------|-----|-----|-----|------|------------|-----|-----|-----|------|
| B.Roethlisberger | 31 | 18 | 229 | 1-0 | A.McCarron | 41 | 23 | 212 | 1-1 |
| L.Jones | 5 | 2 | 11 | 0-1 | | | | | |
| TOTALS | 36 | 20 | 240 | 1-1 | TOTALS | 41 | 23 | 212 | 1-1 |

RECEIVING

| PITT. | NO | YDS | LG | TD | CIN. | NO | YDS | LG | TD |
|-------------|----|-----|-----|----|------------|----|-----|-----|----|
| A.Brown | 7 | 119 | 60 | 0 | A.Green | 5 | 71 | 25t | 1 |
| M.Bryant | 5 | 29 | 10t | 1 | T.Eifert | 5 | 58 | 18 | 0 |
| F.Toussaint | 4 | 60 | 27 | 0 | M.Jones | 4 | 32 | 13 | 0 |
| M.Wheaton | 2 | 23 | 24 | 0 | J.Hill | 3 | 27 | 13 | 0 |
| H.Miller | 2 | 9 | 5 | 0 | M.Sanu | 3 | 17 | 8 | 0 |
| | | | | | G.Bernard | 2 | 2 | 4 | 0 |
| | | | | | R.Burkhead | 1 | 5 | 5 | 0 |
| TOTALS | 20 | 240 | 60 | 1 | TOTALS | 23 | 212 | 25t | 1 |

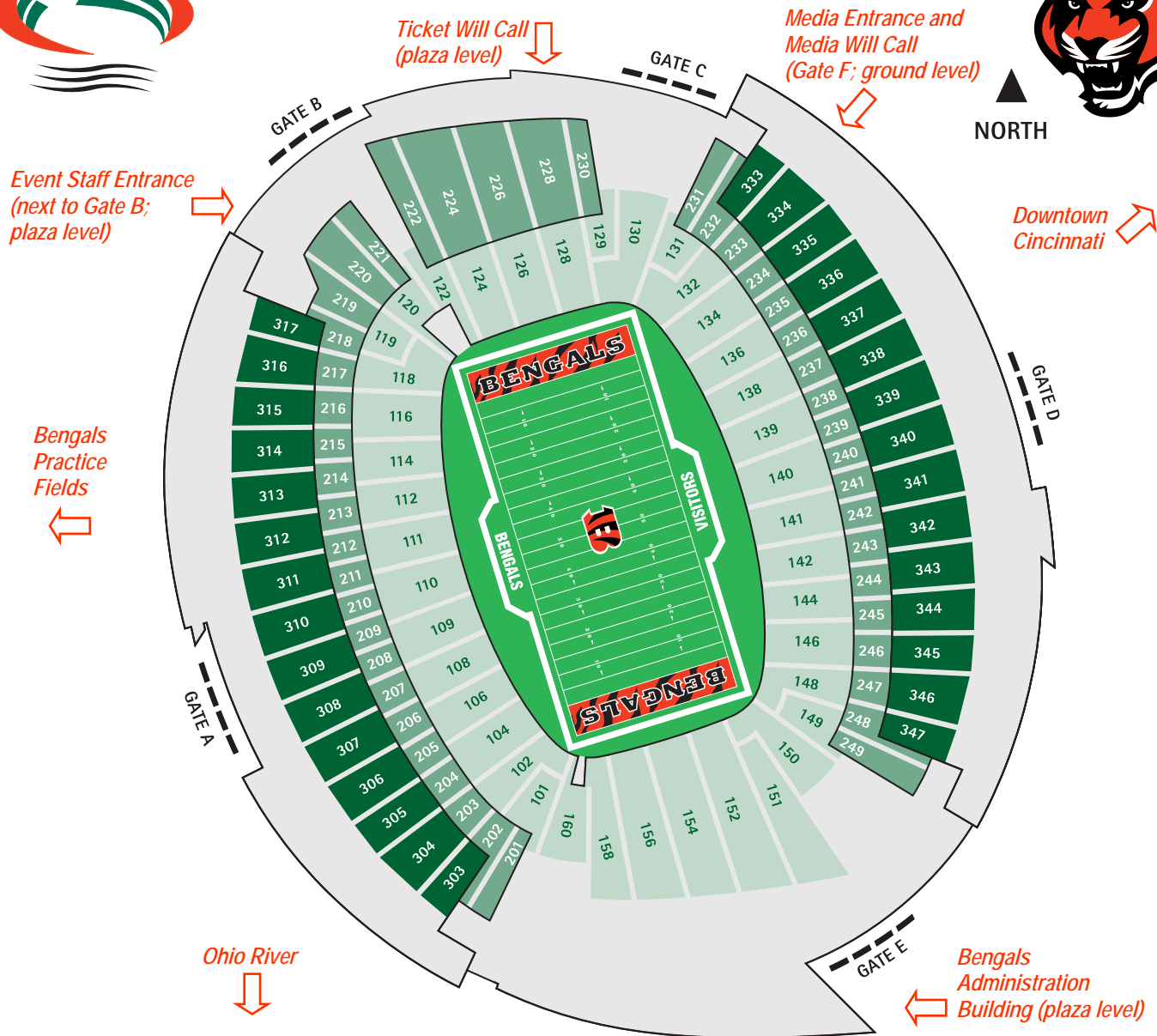
DEFENSE

Pittsburgh (press box stats) — ST-AT-TT: R.Shazier 9-4-13, W.Gay 4-1-5, J.Harrison 3-1-4, J.Jones 2-2-4, A.Moats 2-2-4, L.Timmons 2-2-4, W.Allen 3-0-3, B.Dupree 2-1-3, S.Tuitt 1-2-3, B.Boykin 2-0-2, M.Mitchell 2-0-2, C.Thomas 1-1-2, A.Blake 1-0-1, C.Heyward 1-0-1, S.McLendon 1-0-1, V.Williams 1-0-1. SKS.-YDS.: J.Jones 1-11, C.Heyward 1-11, J.Harrison 1-2. INT.-YDS.: A.Blake 1-35. PD: R.Shazier 2, A.Blake 1, R.Golden 1. FF: R.Shazier 2, C.Heyward 1, J.Jones 1. FR-YDS.: C.Thomas 1-11, R.Shazier 1-0, R.Cockrell 1-(-3).

Cincinnati (press box stats) — ST-AT-TT: R.Mauluga 7-3-10, V.Burfict 5-1-6, S.Williams 5-0-5, G.Iloka 4-1-5, M.Johnson 4-1-5, G.Atkins 3-0-3, R.Nelson 3-0-3, D.Smith 3-0-3, D.Kirkpatrick 2-1-3, C.Lewis-Harris 2-1-3, C.Dunlap 1-2-3, L.Hall 2-0-2, A.Jones 1-1-2, V.Rey 1-1-2, W.Clarke 1-0-1, A.Hawk 1-0-1, W.Gilberry 0-1-1, P.Sims 0-1-1. SKS.-YDS.: V.Burfict 1-12, R.Nelson 1-10, G.Atkins 1-5, C.Dunlap 0.5-5.5, P.Sims 0.5-5.5. INT.-YDS.: V.Burfict 1-0. PD: V.Burfict 1, C.Dunlap 1, L.Hall 1, C.Lewis-Harris 1, V.Rey 1, P.Sims 1. FF: V.Burfict 1, S.Williams 1. FR-YDS.: G.Iloka 1-0.



Paul Brown Stadium Seating Diagram and Ticket Information



Paul Brown Stadium seats 65,515 for Bengals games. Ticket information is available online by visiting www.bengals.com/tickets. Fans can purchase tickets, which range in price from \$25-\$65 in preseason and start at \$40 in regular season (a dynamic pricing system is in place for regular-season games), in any of the following three ways:

- 1) By telephone by contacting the Bengals ticket office at 513-621-TDTD (8383) or TicketMaster at 1-800-745-3000.
- 2) Online by visiting www.bengals.com/tickets or www.ticketmaster.com.
- 3) In person from 9 a.m.-5 p.m. Monday through Friday at the Bengals ticket office, located in the team's administrative offices on the Plaza Level near Gate E on the southeast side of the stadium. On game days, the ticket office is located on the Plaza Level between Gates B and C on the north side of the stadium, opening four hours prior to kickoff for day-of-game ticket purchases.

For information about season tickets, contact the Bengals ticket office at 513-621-TDTD (8383) or visit www.bengals.com/tickets. For information about club seats, private suites and hospitality opportunities, contact the team's premium seat sales department at the same number or visit www.bengals.com/tickets.

Paul Brown Stadium seating elevations are divided into three primary levels. The capacities and ticket prices:

| SEATING AREA | *NO. OF SEATS | *PRESEASON | *REG.-SEASON |
|---|---------------|------------|---------------|
| Field Level (light green sections in above diagram) | 28,385 | \$45-\$65 | start at \$65 |
| Club Level (medium green; includes private suites) | 17,800 | \$35-\$48 | start at \$50 |
| Canopy Level (dark green) | 19,330 | \$25-\$50 | start at \$40 |
| | 65,515 | | |

**NOTE: Prices listed are for non-premium, single-game tickets only. For information about the pricing of club seats, private suites and hospitality opportunities, contact the Bengals' premium seat sales department at 513-621-TDTD (8383). The stadium capacity listed does not include additional standing room seats in private suites, or wheelchair-accessible seating locations.*



CINCINNATI BENGALS

One Paul Brown Stadium, Cincinnati, Ohio 45202

Administrative Offices: (513) 621-3550 | FAX: (513) 621-3570

Bengals Ticket Hotline: (513) 621-8383 | Toll-free Ticket Hotline: (866) 621-8383

www.bengals.com

2017 SCHEDULE

Preseason

| DAY | DATE | OPPONENT | TIME |
|--------|---------|---------------------|-----------|
| Fri. | Aug. 11 | TAMPA BAY | 7:30 p.m. |
| Sat. | Aug. 19 | KANSAS CITY | 7 p.m. |
| Sun. | Aug. 27 | at Washington (FOX) | 4:30 p.m. |
| Thurs. | Aug. 31 | at Indianapolis | 7 p.m. |

Regular season

| DAY | DATE | OPPONENT | TIME |
|--------|----------|-----------------------|-----------|
| Sun. | Sept. 10 | BALTIMORE | 1 p.m. |
| Thurs. | Sept. 14 | HOUSTON (NFL Network) | 8:25 p.m. |
| Sun. | Sept. 24 | at Green Bay | 4:25 p.m. |
| Sun. | Oct. 1 | at Cleveland | 1 p.m. |
| Sun. | Oct. 8 | BUFFALO* | 1 p.m. |
| Sun. | Oct. 15 | — BYE — | |
| Sun. | Oct. 22 | at Pittsburgh* | 1 p.m. |
| Sun. | Oct. 29 | INDIANAPOLIS* | 1 p.m. |
| Sun. | Nov. 5 | at Jacksonville* | 1 p.m. |
| Sun. | Nov. 12 | at Tennessee* | 1 p.m. |
| Sun. | Nov. 19 | at Denver* | 4:25 p.m. |
| Sun. | Nov. 26 | CLEVELAND* | 1 p.m. |
| Mon. | Dec. 4 | PITTSBURGH (ESPN) | 8:30 p.m. |
| Sun. | Dec. 10 | CHICAGO* | 1 p.m. |
| Sun. | Dec. 17 | at Minnesota* | 1 p.m. |
| Sun. | Dec. 24 | DETROIT | 1 p.m. |
| Sun. | Dec. 31 | at Baltimore* | 1 p.m. |

All times are Eastern.

An asterisk (*) denotes a game subject to flexible scheduling.