CINCINNATI BENGALS

MEDIA GUIDE 2013

CINCINNATI

BENGALS

One Paul Brown Stadium, Cincinnati, Ohio 45202
Administrative Offices: (513) 621-3550 | FAX: (513) 621-3570
Bengals Ticket Hotline: (513) 621-8383 | Toll-free Ticket Hotline: (866) 621-8383
www.bengals.com

2013 SCHEDULE

Preseason

DAY	DATE	OPPONENT	TIME
Thurs.	Aug. 8	at Atlanta (ESPN)	8 p.m.
Sat.	Aug. 17	TENNESSEE	7 p.m.
Sat.	Aug. 24	at Dallas	8 p.m.
Thurs.	Aug. 29	INDIANAPOLIS	7 p.m.

Regular season

DAY	DATE	OPPONENT	TIME
Sun.	Sept. 8	at Chicago	1 p.m.
Mon.	Sept. 16	PITTSBURGH (ESPN)	8:40 p.m.
Sun.	Sept. 22	GREEN BAY	1 p.m.
Sun.	Sept. 29	at Cleveland	1 p.m.
Sun.	Oct. 6	NEW ENGLAND	1 p.m.
Sun.	Oct. 13	at Buffalo	1 p.m.
Sun.	Oct. 20	at Detroit	1 p.m.
Sun.	Oct. 27	N.Y. JETS	4:05 p.m.
Thurs.	Oct. 31	at Miami (NFLN)	8:25 p.m.
Sun.	Nov. 10	at Baltimore	1 p.m.
Sun.	Nov. 17	CLEVELAND*	1 p.m.
Sun.	Nov. 24	— BYE —	
Sun.	Dec. 1	at San Diego*	4:25 p.m.
Sun.	Dec. 8	INDIANAPOLIS*	1 p.m.
Sun.	Dec. 15	at Pittsburgh (NBC)*	8:30 p.m.
Sun.	Dec. 22	MINNESOTA*	1 p.m.
Sun.	Dec. 29	BALTIMORE*	1 p.m.

All times are Eastern.
An asterisk (*) denotes a game subject to flexible scheduling.

2013 MEDIA GUIDE

TABLE OF CONTENTS

INFORMATION FOR NEWS MEDIA

Covering the Bengals 2
Bengals media 3
Bengals in the community 4-5

STAFF

Team directory 6
Head Coach Marvin Lewis 7
Assistant coaches 8-16

PLAYERS

Alphabetical roster 18
Numerical roster 19
Player biographies (all are ordered alphabetically) 20-143
Pronunciation guide 144

2012 REVIEW

NFL standings 146
Regular-season statistics 147
Postseason statistics 148
Game-by-game team statistics 149
Best performances 150
Starting lineups 151
Regular-season participation chart 152
Postseason participation chart 153
Transactions (6-19-12 through 6-28-13) 154-155
Game summaries 156-164
Preseason statistics 165
Preseason participation chart 166

RECORDS

Bengals regular-season individual records 168-173
Bengals regular-season team records 174-176
Opponents' regular-season individual records 177

(NOTE: Postseason records can be found on pages 268-275 in the postseason portion of the team history section.)

TEAM HISTORY

All-time results 180-189
- Regular season and postseason 180-185
- Preseason 186-187
- By opponent 187-189
- Preseason vs. 2013 opponents 189

Coaching history 190-192
- Head coaches 190
- Assistant coaches 190
- Year-by-year coaching staffs 191-192

Player history 193-203
- All-time roster 193-196
- Uniform numbers 196-199
- Drafts 200-202
- Alumni list 203

Statistics history 204-259
- Year-by-year team statistics 204-248
- Offense/defense — year-by-year team totals 249
- Offense/defense — year-by-year team rankings 250
- Year-by-year individual leaders 251-252
- All-time individual statistics 253-256
- Superlative performances 257-258
- Last times 259
- Longest plays 259

Miscellaneous history 260-267
- Pro Bowl history 260
- Hall of Fame history 261
- Stadium history 262
- Pro football history in Cincinnati 263
- Miscellaneous facts and figures 264-267

Postseason history 268-296
- Bengals postseason individual records 268-271
- Bengals postseason team records 272
- Opponents' postseason individual records 273-274
- Opponents' postseason team records 275
- All-time postseason statistics 276-277
- Year-by-year postseason statistics 278-288
- Postseason game summaries 289-296

The Cincinnati Bengals 2013 media guide is published by The Cincinnati Bengals, Inc. (copyright © 2013). It was prepared by the Bengals' Public Relations Department: Jack Brennan, PJ Combs, Inky Moore, Pete Schramm and Brett Jager. Research and statistical assistance provided by Elias Sports Bureau. Design, typography and layout by PJ Combs. Photography by Greg Rust. Additional Photography by Associated Press. Printing by BPT Communication Solutions, Cincinnati, Ohio.

Permission to use and/or reprint information from this media guide is granted to news reporters/organizations for the purpose of journalistic news coverage of The Cincinnati Bengals. Any other person or organization wishing to use and/or reprint information from this media guide for any reason must obtain written permission from The Cincinnati Bengals.

All information in this media guide is accurate through June 28, 2013.

THIS PAGE HAS BEEN REMOVED.

BENGALS MEDIA

TEAM TALENT

Dan Hoard

Geoff Hobson

Brad Johansen

Dave Lapham

Anthony Munoz

Mike Valpredo

INTERNET

The Cincinnati Bengals' official Web site (www.bengals.com) offers a variety of features, including up-to-the-down live coverage of every game, complete with news stories, sidebars, and analysis. During the season, the site provides breaking news, daily team updates and extensive multimedia offerings, including weekly news conferences as well as one-on-one video interviews with players and coaches throughout the week and following each game.

Geoff Hobson, former Bengals beat reporter for both The Cincinnati Post and The Cincinnati Enquirer, is the Web site editor. Also on www.bengals.com are the club's roster, depth chart, biographies of coaches and players, as well as information regarding tickets, cheerleaders and Paul Brown Stadium.

Fans and media also may follow the Cincinnati Bengals on Facebook (www.facebook.com/bengals) and Twitter (@bengals).

RADIO NETWORK

Games will be aired this season on the Bengals Radio Network, led by three flagship stations in the Cincinnati market. All games will be carried by Cincinnati's WCKY-AM (ESPN 1530) and WEBN-FM (102.7). Once the Major League Baseball season is over, games also will be aired on WLW-AM (700).

Dan Hoard, a former sports director and broadcaster on WXIX-TV (FOX 19) in Cincinnati, is in his third season as the radio play-by-play voice. He also is the radio voice of University of Cincinnati football and basketball, and he has prior experience as the play-by-play voice on Bengals preseason TV.

Dave Lapham, a Bengals offensive lineman from 1974-83, is in his 28th consecutive season as the analyst on the team's radio broadcasts. He also is an analyst for Big 12 college games on TV's FOX Sports Net, as well as working on FOX Sports Ohio's Cincinnati area high school games of the week. In past years, he broadcast NFL games for NBC-TV and FOX-TV, and he worked the NFL Europe League's World Bowl game for Sporting News Radio.

As of June 29, the Bengals Radio Network included the following stations:

OHIO

CITY	STATION	FREQUENCY
Athens	WATH-AM	970
Canton	WTIG-AM	990
Celina	WCSM-FM	96.7
Chillicothe	WBEX-AM	1490
Cincinnati	WCKY-AM	1530
	WEBN-FM	102.7
	WLW-AM	700
Columbus	WBWR-FM	105.7
Dayton	WTUE-FM	104.7
Findlay	WBVI-FM	96.7
Hillsboro	WSRW-AM	1590
Lima	WIMA-AM	1150
Logan	WLGN-AM	1510
Marietta	WMOA-AM	1490
Middleport	WMPO-AM	1390
Mount Vernon	WMVO-AM	1300
Portsmouth	WIOI-AM	1010
Washington Court House	WCHO-FM	105.5
Zanesville	WHIZ-AM	1240

KENTUCKY

Ashland	WCMI-AM	1340
Cynthiana	WCYN-FM	102.3
Lexington	WBVX-FM	92.1
Louisville	WKRD-AM	790
Somerset	WTLO-AM	1480

INDIANA

Washington	WAMW-FM	107.9

WEST VIRGINIA

Huntington	WRVC-AM	930
Ravenswood	WMOV-AM	1360

PRESEASON TELEVISION

Brad Johansen and Anthony Munoz team up in the broadcast booth for this season's games on the Bengals Preseason TV Network. Johansen does play-by-play, with Munoz as the analyst. Mike Valpredo is in the sideline reporter role.

For the 25th time in the past 26 years, Cincinnati's WKRC-TV (Local12) is the flagship station of the network. Also on the network are WKEF-TV (Ch. 22) and WRGT-TV (Ch. 45) in Dayton, Ohio; WSYX-TV (Ch. 6) in Columbus, Ohio; WLIO-TV (Ch. 35) and WOHL-TV (Ch. 8) in Lima, Ohio; and WDRB-TV (Ch. 41) in Louisville, Ky.

Johansen is sports anchor at Cincinnati's WKRC-TV and is in his third season in the preseason play-by-play role. He has previously served as play-by-play voice on Bengals radio. Munoz, the Bengals' Hall of Fame offensive tackle, is in his 16th season as preseason analyst. Valpredo has worked as a sports anchor in Columbus, Ohio, and is currently a broadcast journalist in Los Angeles. He is in his ninth season in the sideline reporter role.

WEEKLY TELEVISION SHOW

The Bengals produce a weekly television show — Bengals Weekly with Marvin Lewis, presented by Time Warner Cable and hosted by Dan Hoard and Dave Lapham — that will air every Sunday morning during the 2013 NFL regular season at 11:30 a.m. on WKRC-TV (Ch. 12) in Cincinnati.

The show also will air (day and time TBD) on WKEF-TV (Ch. 22) in Dayton and WTTE-TV (Ch. 28) in Columbus.

BENGALS IN THE COMMUNITY

REACHING OUT TO HELP OTHERS

Sports teams and their hometowns are inextricably woven together, and sports towns expect their teams to be active in the community.

The Bengals are keenly aware of this responsibility, and the club generates more than $1 million each year for community groups. This includes direct Bengals corporate contributions, NFL Charities, and other efforts in concert with team business partners.

In terms of direct financial giving, the Bengals have donated more than $2.5 million to charity over the past five years. In terms of "how" the Club operates its philanthropy, the answer is that the Club has chosen to quietly "cast a broad net" and has chosen to support the many great charities already doing great work in Cincinnati.

Rather than create a new charitable entity, the Bengals have chosen to fit into the existing fabric of the area.

"That's just the way it grew over the years," said Bengals president Mike Brown. "We believe it's a good way. We have chosen not to create another level of infrastructure, running funds through a team-controlled third party, but rather to steer those funds directly to agencies we trust to do a great job."

Examples include:

- United Way of Greater Cincinnati
- Cincinnati Children's Hospital Medical Center
- Marvin Lewis Community Fund
- National Underground Railroad Freedom Center
- Cincinnati Parks Foundation.
- Working in Neighborhoods
- Cincinnati Art Museum/ArtsWave
- Athletes in Action
- Boys & Girls Clubs
- Downtown Cincinnati, Inc.
- Catholic Inner-City Schools Education Fund
- Cincinnati Zoo
- YMCA
- Local high school football programs every year through the annual Paul Brown Excellence In Coaching Award grant (Holy Cross High School received the award in 2012)
- Salvation Army
- Tri-State Warbird Museum

United Way heads the list above, due to its own "broad net" of community involvement.

"The Bengals have been strong partners with United Way of Greater Cincinnati for many years," said Rob Reifsnyder, the organization's president. "This is through initiatives that come as a result of the decades-old NFL-United Way national partnership, and also through the team's financial support, with efforts such as the sports team license plates that the Bengals initiated. We are very appreciative of the Bengals' support."

In the case of the highly successful Marvin Lewis Community Fund, team personnel work extensively with MLCF staff, and the team contributes vital resources in both cash contributions and facility use.

"Without the support of Bengals ownership, we simply could not do all the things we do," said Lewis. "We launched the MLCF with assurance from the team that it was 'all-in' with our mission, and the results have been all that we had hoped for and more. Our staff and the Bengals staff have made a great team, a winning team for the community."

Since its inception in 2003, the MLCF has donated more than $6 million to various causes and touched the lives of more than 400,000 individuals. The MLCF invests 93 percent of every dollar back into the community.

The Bengals participate in the NFL's youth field development program and have donated more than $1.4 million to local high schools for football fields.

In partnership with the team concessionaire, Aramark, the Bengals have developed a program in which local charities can work concession stands at home games and receive part of the profit. In total, local charities receive over $500,000 annually in donations to use with their missions.

The Bengals also partner with key local not-for-profits to generate tremendous support for those organizations by hosting and sponsoring events, such as:

- The "Taste of the NFL" program in partnership with the Freestore Foodbank raises more than $100,000 annually and provided over 400,000 meals in the area last year. For the last 15 years, the Bengals have worked with the Freestore Foodbank to collect canned goods every fall — thousands of pounds of food and thousands of dollars are contributed annually through this effort.

"The Bengals are one of our largest partners," said Kurt Reiber, president of the Freestore Foodbank, "and the team's support allows us to reach a great spectrum of potential donors we otherwise would not reach. We always have a great response from the Bengals and their fans. Our Taste of the NFL event is one of our largest single-day fundraisers."

- The Bengals partner with the Hoxworth Blood Center and host one of the area's largest and most successful blood drives every year at Paul Brown Stadium.
- For many years, the Bengals have sponsored and hosted the Queen City Chess Tournament at Paul Brown Stadium to support inner city outreach efforts in partnership with ProScan and the Cris Collinsworth Foundation.
- The Bengals were a prime mover in developing Ohio's team-branded license

MARVIN LEWIS COMMUNITY FUND
One Play at a Time.

plate program, working with state officials. Through this program the Bengals have directed hundreds of thousands of dollars in new funding to United Way and the Greater Cincinnati Sports Commission.

● At home games, the Bengals create a platform for fans to support the Salvation Army — into which the Bengals donate thousands each year.

● For the past 15 years, the Bengals have partnered with the U.S. Marine Corps Reserves for the "Toys for Tots" program, and over the years, this program has raised more than $230,000 and delivered more than 38,000 toys to needy kids.

● A league-wide Coach of the Week program that is designed to give the recognition that high school football coaches deserve for molding the lives of young adults. Each winner's school receives a $1000 donation to the school's football program.

● Bengals players have enthusiastically supported the NFL's Play 60 program that encourages kids to enjoy at least 60 minutes of vigorous outdoor activity per day, and also to adopt a proper diet. Some players have reached the 10-15 range in number of school visits.

Beyond what the team and Coach Lewis does, there are substantial efforts undertaken by players, assistant coaches, and alumni to give back to the community.

These range from the long-established Anthony Munoz Foundation to the recently formed Andy & Jordan Dalton Foundation. Another stalwart in community work is Doug Pelfrey's Kicks for Kids.

Foundations have also been established by a number of other current players. The list includes Leon Hall, Michael Johnson, Terence Newman, Domata Peko, Andre Smith and Andrew Whitworth. These player efforts provide

meaningful help to many areas of need in our community.

The Bengals participate in Hometown Huddle, an NFL/United Way program under which teams select a day each year for hands-on work with a community improvement project. Last year, Bengals players, coaches and staff contributed to an extensive renewal of Veterans Park, in the Cincinnati suburb of North College Hill.

Also, the team's player relations department coordinates visits by players year-round to schools, hospitals and other community sites. The team has averaged 250-300 individual player appearances per year.

The list of charities touched by the Bengals numbers more than 100, and it would be hard for fans not have their lives touched by an organization supported by the Bengals. Every level of the organization — from players to owners to coaches to staff — is involved in the effort.

TEAM DIRECTORY

2013

ADMINISTRATION

President
Mike Brown

Senior Vice President — Player Personnel
Pete Brown

Executive Vice President
Katie Blackburn

Vice President — Player Personnel
Paul Brown

Vice President
John Sawyer

Vice President
Troy Blackburn

Administration Assistant
Jan Sutton

BUSINESS AFFAIRS

Business Manager
Bill Connelly

Director of Business Development
Bob Bedinghaus

Directors of Technology
Michael Kayes, Jo Ann Ralstin

Director of Security
Rusty Guy

Business Assistant
Terri Stewart

Receptionist
Teri Moratschek

FINANCE

Chief Financial Officer
Bill Scanlon

Controller
Johanna Kappner

Accountant
Keith Theissen

SALES/MARKETING/BROADCASTING

Director of Corporate Sales, Marketing and Broadcasting
Brian Sells

Senior Corporate Sales Managers
Ryan Holmes, Mike Jamison, Pat Nieser, Matt Sikich

Client Services Manager
Jamie DeLong

Coordinator of Corporate Sales and Broadcasting
Elisa Calderin

Corporate Sales Coordinators
Jillian Huber, Kristen Ridener

TICKETS

Director of Sales and Public Affairs
Jeff Berding

Ticket Manager
Tim Kelly

Ticket Sales Manager
Andrew Brown

Premium Services Manager
Kate Lackey

Premium Seating Sales Executives
Mark Bloom, Nicole Britenriker

Ticket Operations
Barry Katz, Erin Magness, Bob Mullen

Ticket Sales Executives
Geoff Lewis, David Stewart, J.T. Torbeck

MERCHANDISE

Merchandise Manager
Monty Montague

Pro Shop Manager
Steve Wolf

Warehouse Manager
Ron Runk

PAUL BROWN STADIUM

Managing Director
Eric Brown

JungleVision Producer
Scott Simpson

Events Coordinator
Alex Simons

COMMUNICATIONS

Public Relations Director
Jack Brennan

Assistant Public Relations Director
PJ Combs

Public Relations Assistant
Inky Moore

Bengals.com Editor
Geoff Hobson

Manager of Web Site and New Media
Andy Ware

PLAYER PERSONNEL

Director of Player Personnel
Duke Tobin

Scouts
Robert Livingston, Steven Radicevic, Greg Seamon

Scouting Consultants
John Cooper, Bill Tobin

Personnel Assistant
Debbie LaRocco

FOOTBALL STAFF

Director of Player Relations
Eric Ball

Head Certified Athletic Trainer
Paul Sparling

Director of Rehabilitation/
Assistant Certified Athletic Trainer
Nick Cosgray

Assistant Certified Athletic Trainer
Dan Willen

Equipment Manager
Jeff Brickner

Assistant Equipment Manager
Adam Knollman

Video Director
Travis Brammer

Assistant Video Director
Kent Stearman

Assistants to the Coaching Staff
Jamie Janette, Sandy Schick

COACHING STAFF

Head Coach
Marvin Lewis

——— ASSISTANTS ———

Assistant Head Coach/Offensive Line
Paul Alexander

Defensive Backs
Mark Carrier

Assistant Offensive Line/Quality Control
Kyle Caskey

Assistant Special Teams/Quality Control
Brayden Coombs

Assistant Strength and Conditioning
Jeff Friday

Offensive Coordinator
Jay Gruden

Linebackers
Paul Guenther

Defensive Line
Jay Hayes

Tight Ends
Jonathan Hayes

Special Assistant to the Head Coach/
Running Backs
Hue Jackson

Assistant Linebackers/Quality Control
David Lippincott

Strength and Conditioning
Chip Morton

Special Teams Coordinator
Darrin Simmons

Wide Receivers
James Urban

Quarterbacks
Ken Zampese

Assistant Defensive Backs
Adam Zimmer

Defensive Coordinator
Mike Zimmer

TEAM SUPPORT

Team Physicians
Marc T. Galloway, Ed Jung, Gerard Kortekamp, Kevin Reilly, Matthew Busam

Coaching Consultant
Jim McNally

Strength and Conditioning
Ron McKeefery, Hannibal Pearson

Scouting
Earl Biederman

Public Relations
Brett Jager

Equipment
Mike Cosimano, Dave Cuglewski

Video
Blaise Taggart

Cheerleader Coordinator
Charlotte Simons

JungleVision
David Ashbrock, Tony Giordullo, Russ Jenisch, Kent Weaver

Game Program/Game Statistics
Jon Braude

Photographer
Greg Rust

Stadium Public Address Announcers
Bob Kinder, Tom Kinder Jr.

Press Box Public Address Announcer
John Olberding

MARVIN LEWIS
HEAD COACH

Marvin Lewis in 2013 extends his Bengals-record head coaching tenure to 11 seasons. He has led his team to the postseason in three of the last four years, making the Bengals one of only seven teams to make three or more playoff trips in that span.

Lewis opens 2013 with 79 career victories, the most in Bengals history by a margin of 15 over former head coach Sam Wyche (64). His record is 79-80-1 in the regular season and 79-84-1 including postseason. The Bengals went 10-6 in the 2012 regular season, tying eventual Super Bowl winner Baltimore for the best record in the AFC North Division. Cincinnati was a Wild Card playoff entry for the second straight year.

Though the past two seasons have ended with first-round playoff losses at Houston, the team remains on an upward trajectory entering 2013. The '12 team rocketed into the playoffs with a 7-1 record in the season's second half, tying the 1981 Super Bowl team for the best second-half by a Cincinnati team in a 16-game season. The 2012 Bengals achieved a rare NFL feat, becoming only the ninth of 131 teams since 1990 to rise from a 3-5 start to the playoffs.

Cincinnati's defense ranked sixth in the NFL last season in fewest yards allowed, with a club-record 51 sacks, and though the offense's overall numbers did not match the defense, further strides are fully expected from a unit whose 11 starters in the playoff game included eight with four or fewer years of NFL experience.

The Bengals were widely forecast as a non-contender in 2011, but Lewis fielded a young squad with new stars that posted a 9-7 mark to reach the playoffs. Long regarded among the NFL's top defensive minds, Lewis in 2011 brought on a new offensive coordinator in Jay Gruden, and over the last two years four Cincinnati offensive players have made one or more Pro Bowls. Gruden returns to the Bengals for 2013 after two years of being among candidates for head coaching jobs elsewhere in the NFL, and the same is true for Mike Zimmer, the defensive coordinator Lewis chose in 2008.

Lewis' 11-season total as Bengals head coach is three more than the second-place total of eight shared by Wyche and Paul Brown. Lewis has risen to second in the NFL in longest current tenure with one team, trailing only Bill Belichick, who is in his 14th straight season with New England. In the category of most seasons as head coach with any team, Lewis in 2013 ranks seventh among active coaches.

Lewis was the consensus choice as NFL Coach of the Year in 2009, when the Bengals won the AFC North title while sweeping all six division games. The Bengals were AFC North champions under Lewis also in 2005.

Named the ninth head coach in Bengals history on Jan. 14, 2003, Lewis started quickly. His '03 club finished 8-8, six games better than the '02 club, good for the biggest improvement in the NFL. Lewis finished second (behind Belichick of Super Bowl champion New England) in Associated Press Coach of the Year voting.

Lewis came to the Bengals with credentials as a record-setting NFL defensive coordinator, having played a huge role in a championship season. His six seasons (1996-2001) as Baltimore Ravens coordinator included a Super Bowl victory in 2000, when his defense set the NFL record for fewest points allowed in a 16-game campaign (165). That team clipped 22 points off the previous mark. The 2000 Ravens are always an entry in discussions regarding the best NFL defensive units of all time.

In 2002, the season before he joined the Bengals, Lewis led the Washington Redskins to a No. 5 NFL defensive ranking, serving as assistant head coach as well as defensive coordinator.

He had his first NFL assignment from 1992-95, as linebackers coach for the Pittsburgh Steelers. He aided the development of four Pro Bowl players — Kevin Greene, Chad Brown, Levon Kirkland and Greg Lloyd.

Lewis began his coaching career as linebackers coach at his alma mater, Idaho State, from 1981-84. ISU's team (also nicknamed the Bengals) finished 12-1 in Lewis' first season there and won the NCAA Division 1-AA championship.

Lewis played LB at Idaho State, earning All-Big Sky Conference honors for three consecutive years (1978-80). He also saw action at quarterback and free safety during his college career. He received his bachelor's degree in physical education from Idaho State in 1981, and earned his master's in athletic administration in '82. He was inducted into Idaho State's Hall of Fame in 2001.

Born Sept. 23, 1958, Lewis attended Fort Cherry High School in McDonald, Pa. (near Pittsburgh), where he was an all-conference quarterback and safety. He also earned high school letters in wrestling and baseball. He and his wife, Peggy, have a daughter, Whitney, and a son, Marcus.

Playing and coaching history: 1978-80—Played linebacker, quarterback and safety at Idaho State. 1981-84—Assistant coach (AC), Idaho State. 1985-86—AC, Long Beach State. 1987-89—AC, New Mexico. 1990-91—AC, Univ. of Pittsburgh. 1992-95—AC, Pittsburgh Steelers. 1996-2001—Defensive coordinator, Baltimore Ravens. 2002—Assistant head coach/defensive coordinator, Washington Redskins. 2003-present—Bengals head coach.

PAUL ALEXANDER
ASSISTANT HEAD COACH/ OFFENSIVE LINE

Paul Alexander is in his 19th straight season as Bengals offensive line coach, and he is also the team's assistant head coach, having added that designation in 2003, when Marvin Lewis took over as head coach. He has 20 seasons overall with Cincinnati, having opened his tenure with one season as tight ends coach.

Alexander's line weathered injury problems at center and left guard in 2012. Projected No. 1 LG Travelle Wharton was lost for the season to a knee injury in the first preseason game, and No. 1 C Kyle Cook suffered a serious ankle injury in the third preseason contest. But Alexander had a replacement groomed for the LG spot in second-year pro Clint Boling, who started every game. And at center, the veteran coach worked to quickly develop undrafted rookie Trevor Robinson into a promising performance before Cook was able to return for the last four games and the Wild Card playoff contest.

Elsewhere on the line, the situation was more stable. LOT Andrew Whitworth earned his first Pro Bowl berth and remained one of the team's top leaders. ROT Andre Smith, held back early in his career by injuries, started every game for the first time and began earning leaguewide notice for the abilities that made him a first-round draft pick in 2009. And at RG, rookie Kevin Zeitler started every game after being drafted in the first round.

The Bengals were in the NFL's top 10 in fewest sacks allowed in both 2011 and 2010, and twice with Alexander's lines, the Bengals have set new franchise records for fewest sacks allowed. Cincinnati posted a new best in the division championship season of 2005 with 21 sacks allowed, and that mark was bettered in 2007, with only 17 sacks by opposing defenses.

Also in 2012, an Alexander line supported a 1000-yard individual rushing season for the 13th time, as HB BenJarvus Green-Ellis posted a career-best 1094 yards in his first season with Cincinnati. Other Bengals backs to post 1000-yard years behind an Alexander line have been Corey Dillon (six times), Rudi Johnson (three times) and Cedric Benson (three times).

On Oct. 22, 2000, Alexander's line shared the glory of a 278-yard rushing game by HB Corey Dillon vs. Denver. It was an NFL record at the time, and it still stands fourth in league annals entering the 2013 season. The Bengals' 407 total rushing yards in that game ranks as the fifth-highest single-game total in NFL history, and as the most rushing yards in 61 years. The last team to top it was the N.Y. Giants, who gained 423 against Baltimore in 1950.

Alexander began his NFL coaching career in 1992 as tight ends coach of the N.Y. Jets, under head coach Bruce Coslet. In the college ranks, he coached under Joe Paterno at Penn State and Bo Schembechler at Michigan.

Alexander's birth date is Feb. 12, 1960. He's a native of Rochester, N.Y., where he attended Cardinal Mooney High School. He played football and was an Academic All-American at Cortland State (N.Y.), and he holds a master's degree in exercise physiology from Penn State. In 2012, he was inducted into the Cortland State Athletic Hall of Fame. Off the field, he is actively involved with the Boy Scouts and high school linemen camps.

Alexander is also a pianist, and in 2011 he authored a well-received book — "Perform" — linking the mentality and training techniques of top athletes and musicians.

He and his wife, Kathy, have three daughters — Mary Beth, Carolyn and Emily.

Playing and coaching history: 1979-81—Played offensive tackle at Cortland State. 1983-84—Graduate assistant, Penn State. 1985-86—Graduate assistant, Michigan. 1987-91—Assistant coach (AC), Central Michigan. 1992-93—AC, N.Y. Jets. 1994-2002—AC, Bengals. 2003-present—Assistant head coach/offensive line coach, Bengals.

MARK CARRIER
DEFENSIVE BACKS

Mark Carrier, a three-time Pro Bowl selection as an NFL safety, is in his second season as Bengals defensive backs coach. In 2012 his unit helped lead the Bengals to a No. 7 NFL rank in fewest passing yards allowed (212.5 per game) and to a No. 6 rank in total defense (319.7). The Bengals fielded a particularly effective air defense in the end zone, as their 16 TD passes allowed ranked tied for fourth in the NFL and was Cincinnati's fewest since 1984 (15).

Cincinnati's lineups were shuffled a bit throughout the season by injuries, as no regular starter played 16 games, but the unit's play was consistent. The Bengals did not allow a 300-yard passing game over the last 14 games plus the Wild Card playoff, and in the last three regular-season games the total was less than 200. No one had a big individual year in INTs, but overall the Bengals were in the middle of the NFL pack with 14 picks, and 11 of those were by DBs. The Bengals ranked 12th in the NFL in aggregate opponents' passer rating (80.7).

Carrier is in his eighth year as an NFL position coach. He spent two seasons (2010-11) as defensive line coach for the N.Y. Jets and was defensive backs coach for the Baltimore Ravens from 2006-09.

In 2011, Carrier's defensive line helped the Jets finish fifth in the NFL in fewest yards allowed per game (312.1), fifth in fewest yards allowed per play (5.0) and seventh in fewest yards allowed per rushing play (3.9).

During Carrier's term as defensive backs coach in Baltimore, the Ravens had the NFL's second-most INTs (93), with S Ed Reed performing as one of the league's premier players. Reed earned Pro Bowl selections in each of his four years playing under Carrier.

As a player, Carrier was a standout safety over 11 seasons for Chicago, Detroit and Washington, earning three Pro Bowl selections. He was an NFL Defensive Rookie of the Year selection in 1990, when Chicago made him the sixth overall pick in the draft. He also went to the Pro Bowl with the Bears after the 1991 and '93 seasons, and he opened his career by playing in 108 consecutive games, not missing a contest due to injury until his seventh campaign.

As a Detroit player, Carrier twice received the team's Joe Schmidt Leadership Award, named for the Lions' Hall of Fame linebacker.

He finished his NFL career with 168 games played, 164 starts, 32 INTs, 111 passes defensed, 16 forced fumbles, eight fumble recoveries and 556 tackles.

He played in college at Southern California and won the 1989 Jim Thorpe Award, given annually to the player voted the nation's top defensive back.

Carrier's hometown is Lake Charles, La. He and his wife, Andrea, have a son (Mac) and a daughter (Lexi). Mark established the MacKids Foundation in honor of his son, to raise money for causes including disaster relief.

In 2001 and '02, before beginning his career in coaching, he worked as a full-time sports commentator with various radio and TV outlets, including a role as co-host of the pregame and postgame shows on the USC Football Radio Network. He prepped for his media work by serving in a part-time role during his playing career as an on-air personality with two Chicago television stations.

Playing and coaching history: 1987-89—Played S at Southern California. 1990-96—NFL safety, Chicago Bears. 1997-99—NFL safety, Detroit Lions. 2000—NFL safety, Washington Redskins. 2003—Assistant coach (AC), Brophy College Prep (Phoenix, Ariz.). 2004-05—AC, Arizona State. 2006-09—AC, Baltimore Ravens. 2010-11—AC, N.Y. Jets. 2012-present—AC, Bengals.

KYLE CASKEY
ASSISTANT OFFENSIVE LINE/ QUALITY CONTROL

Kyle Caskey is in his fourth season on the Bengals coaching staff, and this season is in the role of assistant offensive line/quality control coach. Caskey and line coach Paul Alexander last season directed a steady offensive line performance, despite injuries and some inexperience.

The 2012 line weathered injury problems at center and left guard. Projected No. 1 LG Travelle Wharton was lost for the season to a knee injury in the first preseason game, and No. 1 C Kyle Cook suffered a serious ankle injury in the third preseason contest. But Alexander and Caskey had a replacement groomed for the LG spot in second-year pro Clint Boling, who started every game. And at center, they worked to quickly develop Trevor Robinson into a promising performance before Cook was able to return for the last four games and the Wild Card playoff contest. Caskey did the bulk of the scouting work prior to the signing of Robinson, who wound up turning in one of the better rookie performances by an undrafted free agent in Bengals history.

Elsewhere on the line, the situation was more stable. LOT Andrew Whitworth earned his first Pro Bowl berth and remained one of the team's top leaders. ROT Andre Smith, held back early in his career by injuries, started every game for the first time and began earning leaguewide notice for the abilities that made him a first-round draft pick in 2009. And at RG, rookie Kevin Zeitler started every game after being drafted in the first round.

Caskey came to Cincinnati from the University of Mississippi, where he served in 2009 as a defensive assistant working with safeties and quality control. In addition to his on-field work, he handled all opponent offensive breakdowns and scouting report materials.

Caskey entered college coaching in 2004 at Louisiana-Monroe as a graduate assistant. He coached safeties in 2004 and linebackers in '05. In 2005, the Warhawks were Sun Belt Conference co-champions.

From 2006-08, Caskey was at Indiana State. In 2008, he coached the TEs and RBs while also serving as recruiting coordinator. The '08 ISU recruit class was ranked seventh among NCAA FCS teams by Rivals.com. He was TE/WRs coach at Indiana State in 2006, and was defensive line coach/recruiting coordinator in '07.

He has earned a bachelor's degree in industrial distribution from Texas A&M, and he holds master's degrees from both A&M (agribusiness) and Louisiana-Monroe (instructional technology).

Caskey is married (wife Kayla), and his hometown is Daingerfield, Texas. He played tight end at Texas A&M in 1997-98, and while he was on the team, the Aggies won a Big 12 championship (1998) and played in the Cotton and Sugar bowls.

He was a four-year Aggie letterman in track and field from 1999-2002, including 2000 All-Big 12 honors in the discus. He earned Big 12 All-Academic honors three times — in 2000, '01 and '02.

Playing and coaching history: 1997-98—Played TE at Texas A&M. 2004-05—Graduate assistant coach, Louisiana-Monroe. 2006-08—Assistant coach (AC), Indiana State. 2009—AC, University of Mississippi. 2010-present—AC, Bengals.

BRAYDEN COOMBS
ASSISTANT SPECIAL TEAMS/ QUALITY CONTROL

Brayden Coombs in 2013 enters his second season in a full staff position with the Bengals, and though he will retain an on-field role coaching wide receivers, he will focus his attention more this season toward special teams. He will serve as assistant special teams/quality control coach, aiding special teams coordinator Darrin Simmons. Last season, Coombs served as an offensive assistant, after serving as assistant to the staff (primarily on offense) the previous two years.

His expanded role with special teams will include being in full charge of selected meetings, and he will take an active role in game planning and film study. The special teams unit in 2013 returns all three of its specialists — LS Clark Harris, P Kevin Huber and K Mike Nugent — as well as seven of its eight leading tacklers from '12.

Coombs in 2012 aided in the development of a young and talented Bengals receiving corps, which on opening day averaged 23.5-years old. Six of the seven receivers who saw game action in '12 had less than three years of experience, as the receiving corps as a whole accounted for 220 receptions, 2712 yards and 22 TDs. Each of those numbers was up significantly from 2011 (183-2403-14).

A.J. Green, the most recognized receiver of the group, continued his rapid development in 2012 and is now widely known as one of the top receivers in the game. He continued to set league and team records last season, and he earned a second straight appearance in the Pro Bowl, this time as a starter.

Development played a key role with the rest of the receiving corps, as contributions came from several areas as the season progressed. Andrew Hawkins logged career highs in every offensive category, developing from a steady special teams and offensive contributor in 2011 to one of Cincinnati's top offensive threats in '12. Rookies Marvin Jones and Mohamed Sanu both dealt with injuries, but were regular contributors and earned starting positions when healthy. Armon Binns, Brandon Tate and Ryan Whalen all made contributions to the offense throughout the season as well.

Coombs first joined the Bengals in December of 2009 as a coaching intern, and was elevated to coaching assistant before the 2010 season. He spent 2010 working primarily with the defensive staff, focusing on the defensive backs and assisting with video breakdown and game-plan construction.

Prior to joining the Bengals, Coombs played collegiately at Miami (OH) from 2005-09, where he lettered four times. He spent two seasons as a DB, and then was switched to WR for his final three years. He set a school record for receptions in a game (14) in his final appearance as a senior, against Buffalo.

Coombs is a Cincinnati native and a graduate of Colerain High School. He earned a degree in business from Miami. His father, Kerry, is the cornerbacks coach at Ohio State.

Playing and coaching history: 2005-09—Played DB and WR at Miami University. 2010-11—Coaching assistant, Bengals. 2012-present—Assistant coach, Bengals.

JEFF FRIDAY
ASSISTANT STRENGTH AND CONDITIONING

Jeff Friday is in his fourth season as Bengals assistant strength and conditioning coach. He is in his 16th NFL season, including nine seasons (1999-2007) as head S/C coach of the Baltimore Ravens.

His tenure with the Ravens included a Super Bowl championship in the 2000 season, when he was named Professional Strength and Conditioning Coach of the Year by a national vote of his peers.

In Cincinnati, Friday has been reunited with Chip Morton, Bengals head strength and conditioning coach since 2003. In Baltimore, Morton worked as an assistant under Friday from 1999-2001.

"Jeff has proven his ability at the NFL level and we are fortunate to have him on board," Morton said. "He knows how to manage and direct players. I've known Jeff since the mid-'90s and I have all the respect in the world for how he does the job."

Marvin Lewis, Bengals head coach, was defensive coordinator in Baltimore during Friday's first three seasons with the Ravens.

Friday began his coaching career in 1990-91 as a graduate assistant S/C coach at Illinois State. He was assistant S/C coach at Northwestern from 1992-95, and in '96, he entered the NFL as assistant S/C coach for the Minnesota Vikings. The Vikings made the playoffs in each of his three seasons.

In 2008, Friday started his own sports training business, and in '09, he was a consultant to the United Football League, supervising the league's strength and conditioning program and assisting in the hiring of head strength coaches.

Friday is a native of Milwaukee, Wis. He holds a bachelor's degree in physical education from the University of Wisconsin-Milwaukee and a master's degree in exercise science from Illinois State.

He holds numerous professional certifications, including: Certified Strength and Conditioning Specialist by the National Strength and Conditioning Association, Certified Level 1 Strength Coach by the United States Weightlifting Federation, Certified Practitioner by the National Board for Therapeutic Massage & Bodywork, Certified Active Release Technique (ART) Provider, and Functional Movement Screen (FMS) Certified Specialist.

Jeff and his wife, Jennifer, have two children — daughter Hailey and son Aidan.

Coaching history: 1990-91—Graduate assistant S/C coach, Illinois State. 1992-95—Assistant S/C coach, Northwestern. 1996-98—Assistant S/C coach, Minnesota Vikings. 1999-2007—Head S/C coach, Baltimore Ravens. 2009—Coaching consultant, United Football League. 2010-present—Assistant S/C coach, Bengals.

JAY GRUDEN
OFFENSIVE COORDINATOR

Jay Gruden is in his third season as Bengals offensive coordinator. His first two seasons have seen the Bengals claim a pair of playoff berths, with three Cincinnati offensive players making the Pro Bowl in each season.

Prospects for continued forward strides appear excellent for 2013. In last season's Wild Card playoff game at Houston, eight of the 11 offensive starters were players with four seasons or less of NFL experience. Two of those eight — WR A.J. Green and TE Jermaine Gresham — were Pro Bowlers for the second straight year. Green continued to blossom in Gruden's system as one of the NFL's most coveted young players, voted as an AFC Pro Bowl starter, and Gresham improved his production from his 2011 Pro Bowl season.

The other offensive Pro Bowler from last season was veteran OT Andrew Whitworth. Second-year QB Andy Dalton did not make the Pro Bowl last season, but he was voted to the game as a rookie in 2011, and in '12 Dalton continued to gain recognition as an outstanding value from the second round of the '11 draft. Dalton's winning percentage as a Bengals starter is .594 (19-13 record), the best percentage in Bengals history for a QB with 10 or more starts. Dalton's 47 career TD passes rank third in NFL history among QBs in their first two seasons, trailing only Dan Marino (68) and Peyton Manning (52).

Bengals head coach Marvin Lewis credits Gruden's system with having helped Dalton enjoy success from the outset.

"We are much simpler in our scheme for the quarterback since Jay has come on board," Lewis says. "We are not re-inventing the wheel against every new defense we face. The quarterback has a lot of leeway in the things he can call, and Jay recognized that Andy was the type of player who could use those options effectively."

Despite having only two seasons himself at the NFL coordinator level, Gruden is recognized across the NFL as one of the league's most promising young offensive minds. Following last season, he earned interviews with four teams for vacant head coaching positions.

Prior to joining the Bengals, Gruden coached for seven seasons (2002-08) in the NFL with the Tampa Bay Buccaneers, earning a Super Bowl championship ring in '02. He also ranks among the most outstanding players and coaches in the history of the Arena Football League, having won four league championships as a quarterback and two as a head coach.

In 2010, Gruden was head coach and general manager of the Florida Tuskers of the United Football League, leading the Tuskers to the championship game.

Gruden played four seasons at QB for the University of Louisville (1985-88). He was a two-time team MVP. He played QB in the Arena League for six seasons (1991-96) with the Tampa Bay Storm, winning four AFL titles and posting numbers as the league's all-time leading passer.

He was head coach for the AFL's Orlando Predators for nine seasons (1998-2001 and '04-08). He led the team to four championship game appearances, with two league titles. During a two-year hiatus from coaching the Predators, in 2002-03, he returned to the playing field as Orlando's QB, leading two playoff seasons. He was elected in 1999 to the AFL Hall of Fame.

In 2002, Gruden accepted a position as an offensive assistant coach with the Tampa Bay Buccaneers, taking on a dual role as he also continued his AFL exploits during NFL offseasons. He worked for seven seasons at Tampa Bay under his brother Jon, the Bucs' head coach.

Gruden was born March 4, 1967 in Tiffin, Ohio. He and his wife, Sherry, have three sons — J.J., Joey and Jack.

Playing and coaching history: 1985-88—Played QB at University of Louisville. 1990—Played QB for Barcelona Dragons and Sacramento Surge (WLAF). 1991-96—Played QB for Tampa Bay Storm (AFL). 1997—Offensive coordinator, Nashville Kats (AFL). 1998-2001—Head coach, Orlando Predators (AFL). 2002-03—Played QB for Orlando Predators. 2004-08—Head coach, Orlando Predators. 2002-08—Assistant coach, Tampa Bay Buccaneers. 2009—Offensive coordinator, Florida Tuskers (UFL). 2010—Head coach, Florida Tuskers. 2011-present—Offensive coordinator, Bengals.

PAUL GUENTHER
LINEBACKERS

Paul Guenther is in his ninth season on the Bengals coaching staff, and in 2013 he will serve his second straight year directing Cincinnati's linebackers.

In his debut as LBs coach last season, Guenther directed a unit that helped produce a No. 6 NFL ranking in fewest yards allowed per game (319.7). The Bengals were eighth in the NFL in scoring defense (20.0 points allowed per game).

Guenther faced an early challenge when veteran Thomas Howard, the starting WLB, was lost for the season to a knee injury in practice the week following the season opener. But the cloud had a silver lining, as the opportunity was presented for Guenther to help undrafted rookie Vontaze Burfict become arguably the most pleasant surprise of the season.

Burfict came to the Bengals under a cloud of his own. Though touted during much of his college career at Arizona State as a potential high NFL draft choice, he was bypassed in the 2012 draft, brought down by an inconsistent senior season and a reputation for an immature, penalty-plagued playing style.

But under Guenther, Burfict proved a smart and consistent player all season. He wound up leading the team in tackles (174), and he had only one personal foul penalty. He set a Bengals record for most starts (14) by a college free agent in his rookie season.

Also last season, a less heralded undrafted free agent, Emmanuel Lamur, showed great progress under Guenther. He rose from the practice squad to play in the last nine games, and started in the Wild Card playoff at Houston.

Guenther held dual roles on the staff from 2006-11, assisting on special teams in all those seasons while also working with a position group. He worked five years with linebackers and one year with defensive backs. He has worked extensively with defensive coordinator Mike Zimmer in multiple aspects of the defense's strategy on passing downs. Last season the Bengals ranked seventh in the NFL in fewest passing yards allowed (212.5 per game).

"I have a high confidence level working with Paul," said Bengals head coach Marvin Lewis, "and so does Mike Zimmer (Bengals defensive coordinator). We're excited about what he has brought to this role."

"I like working with Zim because he's so aggressive and likes to be on the cutting edge," Guenther says. "It's important to understand the whole concept. What kind of routes they are running against the pressures? What are the protection schemes against the pressures we run? Get the players to understand the big picture."

Working with the LBs in 2010, Guenther contributed to a "trifecta" year, as starters Dhani Jones, Keith Rivers and Rey Maualuga finished 1-2-3 on the squad in tackles.

Guenther (pronounced "GUN-thur") entered the NFL as an offensive assistant with the Washington Redskins for 2002 and '03. Bengals head coach Marvin Lewis was one of his associates in 2002, serving as Redskins assistant head coach/defensive coordinator. Guenther's primary position assignment with the Redskins was running backs.

From 1997-2000, Guenther was head coach at Ursinus College, an NCAA Division III school in Collegeville, Pa. He was the youngest head coach in college football in '97, at age 25, and he led the team to the playoffs in '99 and 2000.

His 1999 Ursinus team finished 10-2, advancing to the second round of the playoffs. The 10 wins were most in school history, and the team broke most of the program's offensive and defensive records. .

Guenther was born Nov. 22, 1971. His hometown is Richboro, Pa. He played LB in college at Ursinus, setting a school career tackles record (355) while three times earning all-conference honors.

He received his undergraduate degree in communications from Ursinus in 1994, and a master's degree in sports administration from Western Maryland in '97.

Playing and coaching history: 1990-93—Played LB at Ursinus College. 1994-95—Assistant coach (AC), Western Maryland. 1996—AC, Ursinus. 1997—Defensive coordinator, Jacksonville Univ. 1997-2000—Head coach, Ursinus. 2002-03—AC, Washington Redskins. 2005-present—AC, Bengals.

JAY HAYES
DEFENSIVE LINE

Jay Hayes, a 25-year veteran of major college and NFL coaching, is in his 11th season as Bengals defensive line coach in 2013. Hayes joined a select group of NFL position coaches last season, as three of his players won the league's AFC Defensive Player of the Week award. Since 1984, when AFC and NFC Defensive Player of the Week awards were begun, there had been only six previous instances of three different winners in one season from any position group on any NFL defense.

Hayes' winning pupils were DE Michael Johnson in Week 3 at Washington, DE Carlos Dunlap in Week 13 at San Diego and DT Geno Atkins in Week 16 at Pittsburgh. They contributed half the team's six weekly awards, a total that tied the franchise record.

Hayes' entire DL unit played a major role in leading Cincinnati to a second straight playoff appearance. The D-line accounted for 40 of the team's franchise-record total of 51 sacks.

The pass rush charge was led by career-high sack totals from DT Atkins (12.5) and DE Johnson (11.5). Atkins' sack total was third-best in team history, while Johnson's was fifth. Atkins' total also set a new team record for sacks by an interior lineman, and it was 4.5 more than the next-highest NFL interior lineman for the season. Atkins' play earned him a second straight trip to the Pro Bowl, this time as a starter.

Hayes' line in 2012 was the picture of stability, as four defensive linemen — Atkins, DE Robert Geathers, DT Domata Peko and DE Michael Johnson — played in every game. Three — Atkins, Geathers and Peko — starting every contest.

Peko last season continued his role as the steady force at nose tackle, leading the line in tackles (80). It was his fourth time in the last five seasons doing so. Geathers, a mainstay on the line since 2004, contributed 45 tackles and three sacks. DE Dunlap continued his exciting development, contributing six sacks, four forced fumbles, three fumble recoveries and an INT for a TD. Dunlap made key plays down the stretch in Bengals wins at Washington, at San Diego and vs. Baltimore. DE Wallace Gilberry, signed in September after being released by Tampa Bay, was a major pleasant surprise with 6.5 sacks, a forced fumble, and three fumble recoveries including one returned for a TD.

Hayes in 2012 was charged with the development of rookie DTs Devon Still (second-round pick) and Brandon Thompson (third-round pick). The two did not see extensive time due to the depth of the line, but they both figure to play a larger role in '13.

Recent NFL trends have blurred the distinctions between starters and reserves on successful defensive lines, and Hayes in recent years has employed a strategy that, when at full strength, rotates seven to eight linemen in a game.

"It's my job to pick somebody to get a spark, so we can have chemistry and keep it running hot," Hayes says. "We want to get after people and not let them find room to breathe. If we can continue doing that, we can be successful."

Hayes came to the Bengals from the Minnesota Vikings, where he was special teams coach in 2002. The '02 Vikings tied for fifth in the NFL in punt coverage.

Hayes was special teams coach for the Pittsburgh Steelers from 1999-2001. In 1999, under Hayes' direction, Steelers rookie kicker Kris Brown set an NFL record for most consecutive FGs made to start a career (13).

Before entering the NFL coaching ranks with the Steelers, Hayes coached 11 years at the major college level — at Notre Dame, California and Wisconsin.

Hayes played DE at the University of Idaho and earned all-conference honors in 1980 and '81. He spent some time in NFL camps before moving on to play professionally in the United States Football League, for the Michigan Panthers in 1984 and the Memphis Showboats in '85.

Hayes' younger brother, Jonathan, is Bengals tight ends coach.

Hayes was born March 3, 1960 in Pittsburgh and attended South Fayette High School. He and his wife have three children. His son Jesse is a defensive end at Wisconsin, and his daughter Jazmin plays basketball at Lafayette College (Easton, Pa.).

Playing and coaching history: 1978-81—Played defensive end at Univ. of Idaho. 1984—Defensive end, Michigan Panthers (USFL). 1985—Defensive end, Memphis Showboats (USFL). 1988-91—Assistant coach (AC), Notre Dame. 1992-94—AC, California. 1995-98—AC, Wisconsin. 1999-2001—AC, Pittsburgh Steelers. 2002—AC, Minnesota Vikings. 2003-present—AC, Bengals.

JONATHAN HAYES
TIGHT ENDS

Jonathan Hayes, an NFL tight end for 12 seasons, returns in 2013 for his 11th year as Bengals tight ends coach.

Hayes' major project the last three seasons was the development of TE Jermaine Gresham, the team's No. 1 draft pick in 2010. Gresham has developed into one of QB Andy Dalton's most reliable targets, and last season had the best statistical season of his young career. He finished the season second on the team in catches (64), receiving yards (737) and TD receptions (five), while continuing his effectiveness as a run-blocker.

Gresham's production in each of his three seasons has increased in nearly every category, and he has been named to the AFC Pro Bowl roster in each of the last two seasons. He is the first Bengals TE to log three consecutive seasons of 50 or more catches, and only one other TE has as many as two straight 50-plus catch seasons (Dan Ross, 1980-81).

Hayes will have another first-round draft choice to develop this season, Tyler Eifert of Notre Dame. The top Bengals pick in the 2013 draft, Eifert was regarded in college as one of the most skilled pass receivers at any position.

Over his tenure, Hayes' tight ends have contributed to run-blocking efforts that have produced seven 1000-yard rushers, including one in each of the last four seasons. Last season, HB BenJarvus Green-Ellis broke the barrier with a career-high 1094 yards. Additionally, the tight ends have contributed to a pass blocking effort that, since 2005, has twice helped Cincinnati set a club record for fewest sacks allowed. A record of 21 was set in 2005, and that mark was re-written at 17 in '07.

Prior to joining the Bengals, Hayes spent four years (1999-2002) at the University of Oklahoma as tight ends coach and special teams coordinator. He helped the Sooners to a four-year record of 44-9, including a 13-0 mark in 2000 for the NCAA championship.

Under Hayes' tutelage, tight end Trent Smith finished his Oklahoma career in 2002 as the school's No. 2 all-time receiver, with 148 catches. Also in 2002, Sooners special teams blocked seven kicks and had three punt returns for TDs.

Hayes began his NFL playing career in 1985 with the Kansas City Chiefs, as a second-round draft pick out of Iowa. He played for the Chiefs through 1993, serving as a team captain, and closed his NFL career with three seasons in Pittsburgh ('94-96). He had 153 career receptions for 1718 yards with 13 TDs.

He saw action in 184 NFL games with 122 starts, and he played all 16 games in each of his final six seasons. He played in three AFC Championship games and a Super Bowl (for Pittsburgh vs. Dallas in SB XXX).

At the University of Iowa, he earned first-team All-America honors as a senior TE and was a team captain. He holds a degree from Iowa in general studies.

Hayes' older brother, Jay, is Bengals defensive line coach.

Hayes' hometown is South Fayette, Pa. He attended South Fayette High School. He and his wife have four children.

Playing and coaching history: 1981-84—Played linebacker and tight end at Iowa. 1985-93—NFL tight end, Kansas City Chiefs. 1994-96—NFL tight end, Pittsburgh Steelers. 1999-2002—Assistant coach (AC), Univ. of Oklahoma. 2003-present—AC, Bengals.

HUE JACKSON
SPECIAL ASSISTANT TO THE HEAD COACH/ RUNNING BACKS

Hue Jackson takes on new roles for the Bengals in 2013, serving as special assistant to head coach Marvin Lewis and as running backs coach.

Jackson is in his second term as a Bengals assistant, having re-joined Cincinnati in 2012. He was Oakland Raiders head coach in 2011, with an 8-8 record that tied for best in the AFC West. Released by the Raiders after the break-even season, Jackson spent '12 in Cincinnati assisting position coaches with special teams and defensive backs.

"This is all about us getting better as an offensive team," Lewis said in announcing Jackson's new 2013 duties. "It was a tremendous development for our staff that we were able to get Hue last year, and now I'm excited to expand his role."

Jackson is in his 13th NFL season. He has been offensive coordinator for three NFL teams — Oakland, Atlanta and Baltimore. Before entering the NFL, he coached 14 years in the college ranks.

"People in football know what kind of offensive mind Hue brings to a staff," Lewis said, "so he's going to be great with our running backs. And I'm going to take better advantage of his expertise in all aspects of football and coaching, which is very wide. He will help me be more effective in a number of ways."

With Jackson as offensive coordinator in 2010, Oakland had the NFL's No. 2 rushing offense, averaging 155.9 yards per game. As Raiders head coach in 2011, Jackson had the No. 7 rushing offense at 131.9.

Assisting with Bengals defensive backs in 2012, Jackson helped the unit lead the team to a No. 7 NFL rank in fewest passing yards allowed (212.5 per game) and to a No. 6 rank in total defense (319.7). The Bengals fielded a particularly effective air defense in the end zone, as their 16 TD passes allowed ranked tied for fourth-fewest in the NFL and was Cincinnati's fewest since 1984 (15).

Jackson's first term with the Bengals was under Lewis from 2004-06, as wide receivers coach. Jackson and Lewis first worked together in 2002, as fellow assistants with the Washington Redskins.

As Bengals wide receivers coach, Jackson was a key in the rise of Chad Johnson, the club's all-time receiving leader. Playing under Jackson for seasons four-through-six of his 10-year Bengals tenure, Johnson averaged 93 catches, 1358 yards and 8.3 TDs per season. In 2006, before leaving the Bengals to become offensive coordinator in Atlanta, Jackson oversaw the first 1000-yard receiving duo in a Bengals season, as T.J. Houshmandzadeh (1081 yards) joined Johnson (1369).

Before joining the Raiders, Jackson spent two seasons as quarterbacks coach for Baltimore, helping the Ravens advance to the playoffs in both campaigns. He fostered the rapid development of Joe Flacco, who in 2008 became the first rookie QB to win two playoff games.

Jackson's final stint as a college coach was from 1997-2000 as offensive coordinator at the University of Southern California. He was active in USC's recruiting of QB Carson Palmer, and he helped guide the first three USC seasons (1998-2000) for Palmer, who went on to join the Bengals in 2003 as the No. 1 overall pick in the draft. Jackson entered the NFL with Washington in 2001.

Born Oct. 22, 1965 in Los Angeles, Jackson played QB at the University of the Pacific, passing for 2544 yards and 19 TDs over the 1985-86 seasons. He began his coaching career at Pacific in 1987.

Playing and coaching history: 1985-86—Played QB at University of the Pacific. 1987—Graduate assistant, Pacific. 1988-89—Assistant coach (AC), Pacific. 1990-91—AC, Cal State-Fullerton. 1992-95—AC, Arizona State. 1996—Offensive Coordinator, University of California. 1997-2000—Offensive coordinator, University of Southern California. 2001-02—AC, Washington Redskins. 2003—Offensive coordinator, Washington Redskins. 2004-06—AC, Bengals. 2007—Offensive coordinator, Atlanta Falcons. 2008-09—AC, Baltimore Ravens. 2010—Offensive coordinator, Oakland Raiders. 2011—Head coach, Oakland Raiders. 2012-present—AC, Bengals.

DAVID LIPPINCOTT
ASSISTANT LINEBACKERS/ QUALITY CONTROL

David Lippincott is in his third season with a Bengals full staff position in 2013. He will serve this season as Assistant Linebackers/Quality Control coach, and for the second straight year, he will take on the task of assisting LBs coach Paul Guenther in the development of the Bengals' young corps of linebackers.

This is Lippincott's sixth season with the Bengals. From 2008-10, he was in a support role as a coaching assistant. He now handles defensive video breakdowns and game plan preparation, and he has had previous on-field duties with front-seven players.

Last season, his work contributed to Cincinnati finishing sixth in the NFL in fewest yards allowed (319.7 per game) and eighth in fewest points allowed per game (20.0). The Bengals also finished the season with a club record 51 sacks, which ranked third in the NFL. The previous season, the Bengals defense logged 45 sacks (fifth in NFL), which was a 60 percent increase from an injury-plagued 2010 season. That season, 15 players contributed to the sack total, tied for the most in franchise history with the exception of a 1987 club that essentially had two different rosters due to strike replacement play.

Lippincott last season aided in the development of a group of young Bengals linebackers, including two promising rookies that earned widespread praise for their development from going undrafted to earning significant playing time. Rookie LB Vontaze Burfict, a talented but undisciplined prospect from Arizona State, was bypassed altogether in the NFL Draft and joined the Bengals as a college free agent. He made the opening day roster and was thrust into action in Week 2, after starting WLB Thomas Howard was lost for the season due to a knee injury. He led the team in tackles (174), including having the team's four highest single-game totals in tackles, and he also set a club record for most starts (14) in a rookie season by a player signed as a college free agent.

Rookie LB Emmanuel Lamur was originally invited to the Bengals' rookie minicamp as a tryout player, and with his play earned a spot on the Bengals' training camp roster. Out of camp, he made the practice squad, and then later in the season earned a spot on the 53-player roster, where he ended up playing in nine games and starting in the Wild Card Playoff at Houston.

As a Bengals coaching assistant from 2008-10, Lippincott's duties included advance scouting and coaching wide receivers, as well as game preparation. His 2009 work contributed to the Bengals' second AFC North Division title during the tenure of head coach Marvin Lewis.

Prior to joining the Bengals, Lippincott coached in college for three seasons at Bluffton University (2000-02), two seasons at Minnesota (2003-04) and three seasons at Richmond (2005-07). He worked with all three defensive position groups — line, linebackers and defensive backs — over the course of his college seasons.

During his two seasons at Minnesota, when he worked as a graduate assistant on defense, the Gophers posted wins in the Sun and Music City bowls.

At Richmond, where he was assistant defensive line coach, the team won an Atlantic 10 title in 2005 and a Colonial Athletic Association crown in '07. The 2005 team was a quarterfinalist in the NCAA Division I-AA playoffs, and the '07 team was a semifinalist in the (re-named) FCS division.

Lippincott is married (wife Lisa), and he is a Cincinnati native — a graduate of Moeller High School and the University of Dayton.

Coaching history: 2000-02—Assistant coach (AC), Bluffton. 2003-04—Graduate assistant, University of Minnesota. 2005-07—AC, Richmond. 2008-10—Coaching assistant, Bengals. 2011-present—AC, Bengals.

CHIP MORTON
STRENGTH AND CONDITIONING

Chip Morton is in his 11th season as Bengals strength and conditioning coach. He took over the position under head coach Marvin Lewis when Lewis joined the Bengals in 2003. During his tenure, Morton and his staff have established a program that features innovative ideas, while never straying far from the fundamental principles of productive training.

"But any program is only as good as its players," Morton says, "and we have a group that is accountable, consistent, and diligent in their efforts."

In order to build a quality product, the previous year's programming is evaluated, and adjustments are made to help the team reach its goals for the upcoming season. The Bengals' strength and conditioning program is characterized as comprehensive and progressive in nature. At its very core lies a foundation of traditional training principles, with an emphasis on teaching, communication and service to the players. Morton and assistant S/C coach Jeff Friday both have coached on teams that have reached the Super Bowl, and the Bengals have reached the playoffs in three of the last four seasons.

"Under Chip's direction, our strength and conditioning program remains on the cutting edge of training techniques and philosophy," says head coach Marvin Lewis. "I am very pleased with the outcome, using this program to both improve our players' football performances and to increase their resistance to injuries."

Morton was a coaching colleague of Lewis with the Baltimore Ravens from 1999-2001, serving as Ravens assistant strength and conditioning coach, and he was with Lewis in '02 at Washington, serving as head strength and conditioning coach for the Redskins.

Morton is in his 21st NFL season, having also served as strength and conditioning assistant at San Diego from 1992-94 and as head strength and conditioning coach at Carolina from '95-98. He has coached with two Super Bowl teams — the 1994 Chargers and the 2000 World Champion Ravens.

He started his career in the collegiate ranks, serving as assistant strength coach at Ohio State (1985-86) while completing his master's degree in physical education. He moved to Penn State in 1987 as the first-ever full-time strength and conditioning assistant for the Nittany Lions football team. He also worked with 14 other men's and women's sports during his five years (1987-91) at Penn State.

Morton's hometown is Hamden, Conn. He graduated from the University of North Carolina in 1985 with a degree in zoology, where he also earned a varsity letter in swimming.

Continuing education has always been a hallmark of Morton's coaching career. He recently was re-certified as a Level One Sports Performance Coach by the United States Weightlifting Association and has been a Certified Strength & Conditioning Specialist (C.S.C.S.) through the National Strength & Conditioning Association since 1990. In 2006, Morton became the first NFL strength coach to receive the Russian Kettlebell Instructor's Certification (RKC), and in '08, he was certified as a Level I coach in John Brookfield's Battling Ropes training system.

Chip is married, and he and his wife Stacey have seven children.

Coaching history: 1985-86—Assistant strength and conditioning (S/C) coach, Ohio State. 1987-91—Assistant S/C coach, Penn State. 1992-94—Assistant S/C coach, San Diego Chargers. 1995-98—Head S/C coach, Carolina Panthers. 1999-2001—Assistant S/C coach, Baltimore Ravens. 2002—Head S/C coach, Washington Redskins. 2003-present—Head S/C coach, Bengals.

DARRIN SIMMONS
SPECIAL TEAMS COORDINATOR

After 10 seasons (2003-12) as Bengals special teams coach, Darrin Simmons in 2013 assumes the title of special teams coordinator.

"It's a well-deserved upgrade," head coach Marvin Lewis said of the new title. "It reflects the importance of special teams in constructing a winning club and also reflects the great job Darrin has done for us."

In an analysis of team rankings in 10 "major categories" of special teams play, conducted by Bengals.com, the Bengals finished first in the NFL in 2012 for highest average ranking. And in the long-established special teams rankings done annually by the Dallas Morning News, incorporating 22 categories of special teams play, the '12 Bengals ranked second in the league.

Among the Bengals' top rankings were a third in lowest opponent net punting average, fourth in highest team net punting average and sixth in fewest yards allowed per kickoff return.

Simmons works intensively with the three "true specialist" positions on his unit — the punter, place kicker and long snapper — and all three positions have delivered top-drawer performances for the Bengals in recent years:

- Punter Kevin Huber set Bengals records in 2012 for gross average (46.6 yards), net average (42.0) and inside-20 punts (33). Huber has worked under Simmons his entire career and is now also the team's all-time career leader in gross average (44.0) and net average (38.9).
- K Mike Nugent set Bengals records in 2011 for points (132) and FGs (33). Last year, Nugent was having another fine season, including a tied-for-team-record 55-yard FG, before an injury shelved him in September. The Bengals replaced him with Josh Brown, a veteran who had been "on the street" all season, and Brown came on to go 13-for-14 on FGs in five games (including postseason), with a 43-yard game-winner in the closing seconds of a playoff-clinching win at Pittsburgh.
- LS Clark Harris has never had an unplayable snap as a Bengal. His total count entering 2013 is 552.

Simmons has also been the only Bengals coach for the two punt returners with the highest Cincinnati career averages — Brandon Tate (10.1) and Quan Cosby (10.0).

Simmons' Bengals special teams have shown a nose for the ball, forcing 23 fumbles in his 10 completed seasons. The 2.3 average more than doubles the 1.0 norm for the nine seasons prior to his tenure.

Simmons entered the NFL in the 1998 season on the same Baltimore Ravens staff as Bengals head coach Marvin Lewis, who was Ravens defensive coordinator at the time. Simmons was assistant special teams coach and assistant strength and conditioning coach for the Ravens, and he held that same role for the Carolina Panthers from 1999-2002. He joined the Bengals in 2003.

A former college punter himself, Simmons played an integral role at Carolina in the development of Todd Sauerbrun as one of the NFL's top punters of the time.

Simmons began his coaching career as a graduate assistant at Kansas University in 1996. He moved to the University of Minnesota in 1997.

Simmons punted in college for Kansas from 1993-95, earning All-Big Eight honors his final year. As a senior, he helped the Jayhawks to a top 10 national ranking and to an Aloha Bowl victory over UCLA. Also as a Kansas senior, he won honors as an academic All-American.

Prior to playing for Kansas, Simmons was a punter and QB for Dodge City (Kan.) Community College. In 1992 at Dodge City, he led the nation's junior colleges in punting and was a first-team JUCO All-American.

Simmons earned a degree in sports management from Kansas in 1996.

Born April 9, 1973, in Elkhart, Kan., he graduated from Elkhart High School. He and his wife, Rhonda, have a daughter and two sons.

Playing and coaching history: 1991-92—Played quarterback and punter at Dodge City (Kan.) Community College. 1993-95—Punter, University of Kansas. 1996—Graduate assistant coach, Kansas. 1997—Assistant coach (AC), University of Minnesota. 1998—AC, Baltimore Ravens. 1999-2002—AC, Carolina Panthers. 2003-12—AC, Bengals. 2013-present—Special Teams Coordinator, Bengals.

JAMES URBAN
WIDE RECEIVERS

James Urban returns in 2013 for his third season as Bengals wide receivers coach. His group has helped lead the Bengals to the playoffs in each of the last two seasons, and he has had success not only in nurturing the considerable talent of A.J. Green, but also in getting quality play from receivers who were previously unproven.

Green, the Bengals' top draft pick in 2011, continued pouring on the honors in 2012. He was voted as a starter on the AFC Pro Bowl team (his second straight Pro Bowl nod), and he was the top AFC vote-getter for the elite Associated Press All-Pro team, earning a second-team berth as his total trailed only Detroit's Calvin Johnson and Chicago's Brandon Marshall.

Green finished tied for second in the AFC with 11 TD catches, and he scored at least one receiving TD in nine straight games (Games 2-10). It was a Bengals record for within one season, and marked only the second time in 48 years for an NFL receiver to score in nine straight games of a campaign.

Green's 162 receptions in his two years under Urban are second-most in NFL history for a player's first two seasons, trailing only Marques Colston of New Orleans (168). Green's 2407 receiving yards rank sixth among players for their first two seasons.

Just as importantly to the Bengals' playoff run last season, Urban developed a group of lesser-known players who prevented defenses from always blanketing Green. Third-round draft pick Mohamed Sanu and fifth-rounder Marvin Jones both had highly promising rookie seasons. Each saw his overall production held back by missed time due to injuries, but they are seen as major cogs in the receiving game for 2013. Also last season under Urban, Andrew Hawkins, a Bengals 2011 waiver acquisition, caught 51 passes for 533 yards and four TDs as the No. 1 slot receiver.

In 2011, Urban was charged with leading an inexperienced Bengals receiving corps into a new offensive scheme. The presence of a rookie quarterback (Andy Dalton) and limited preparation time (due to NFL labor issues) increased the challenge. But the results were more than favorable, as the young receivers immediately developed a rapport with Dalton and saw continued production throughout the season and into the playoffs.

Prior to joining the Bengals, Urban was Philadelphia Eagles' QBs coach in 2009 and '10, where he helped direct Pro Bowl seasons for Donovan McNabb (2009) and Michael Vick ('10). In 2010, Vick earned accolades as the NFL's Comeback Player of the Year and was the NFC starter in the Pro Bowl.

Urban spent seven total seasons with the Eagles (2004-10). He was assistant to the head coach from 2004-06 and was offensive quality control coach in 2007 and '08. During his seven Philadelphia seasons, the Eagles earned five playoff berths and won three division titles. He first worked with the Eagles in 2003, serving as a coaching intern while employed full-time at the University of Pennsylvania.

A native of Mechanicsburg, Pa., Urban played in college at Washington and Lee (Lexington, Va.) as a wide receiver and kick returner. He worked for seven years in the college ranks — at Clarion (Pa.) University and at Penn — before joining the Eagles.

James and his wife, Patrice, have two daughters, Brielle and Cassidy, and a son, Jameson. He holds a bachelor's degree in English from Washington and Lee and a master's degree in communications from Clarion.

Playing and coaching history: 1992-95—Played WR at Washington & Lee. 1997-98—Assistant coach (AC), Clarion. 1999-2003—Director of football administration/operations, University of Pennsylvania. 2004-10—AC, Philadelphia Eagles. 2011-present—AC, Bengals.

KEN ZAMPESE
QUARTERBACKS

Ken Zampese is in his 11th season as Bengals quarterbacks coach. His success record with Bengals QBs has been impressive, and no more so than during the last two seasons, when he has guided second-round 2011 draft pick Andy Dalton to arguably the best career start of any Cincinnati signal caller.

Most importantly, Dalton is the first QB to lead the Bengals to the playoffs in his first two seasons. Dalton was a Pro Bowler as a rookie in 2011, and though he did not repeat that honor in 2012, he improved over his rookie season in passer rating (87.4 compared to 80.4), TD passes (27 to 20), TD-INT differential (plus-11 to plus-7), completion percentage (62.3 to 58.1), yards-per-attempt (6.9 to 6.6) and passing yards (229.3 to 212.3).

Dalton's 47 career TD passes rank third in NFL history for a player in his first two seasons, trailing only Dan Marino and Peyton Manning. In 2011, Dalton became the first NFL rookie QB to start as many as eight wins and throw as many as 20 TD passes. Also in 2011, Dalton became the first rookie not drafted in the first round to start every game of a 16-game schedule, much less start them all for a playoff team.

Zampese worked in 2011 and '12 to have veteran Bruce Gradkowski ready in the No. 2 QB role. In each of two Cincinnati games with significant playing time, Gradkowski led Bengals victories, once from a tie score and once from a deficit.

Prior to Dalton's arrival, Zampese helped guide Carson Palmer to the ranks of the Bengals' all-time top passers. Palmer, who spent eight years in Cincinnati, finished his Bengals career as the team's all-time leader in passer rating (86.9).

In 2003, his first season with the Bengals, Zampese had success with a veteran starting quarterback in Jon Kitna. The '03 campaign saw Kitna post career highs at that point in completions (324), passing yards (3591), TD passes (26), completion percentage (62.3) and rating (87.4).

Zampese (pronounced "zam-PEE-zee") came to the Bengals following three seasons (2000-02) in St. Louis. With the Rams, he had an expanding role with a passing offense that ranked among the NFL's most prolific.

Zampese joined the Rams in 2000 as an offensive assistant. He was promoted to wide receivers coach in 2001, and the Rams led the league in passing yards for a second straight year, averaging 291.4. In 2002, he added the title of passing game coach, and the Rams finished second in the league at 259.6 yards per game.

Zampese began his NFL career in 1998 as an offensive assistant with the Philadelphia Eagles under head coach Ray Rhodes. He moved with Rhodes to Green Bay in 1999 before beginning his stint with the Rams.

Prior to entering the NFL, Zampese coached for nine years in college. He had one Cincinnati-area assignment, as passing game coordinator and quarterbacks coach in 1996-97 at Miami (Ohio). In '97, Miami averaged 37.4 points per game.

Zampese played wide receiver and kick returner at the University of San Diego from 1985-88. He was the team's Special Teams Player of the Year as a senior. He earned an undergraduate degree in business from San Diego, and later received a master's degree in adult education from Southern California.

Zampese was born July 19, 1967, in Santa Maria, Calif. He and his wife have two children. Ken's father, Ernie Zampese, was a longtime NFL offensive coordinator who coached on a Super Bowl winner with the 1995 Cowboys. The elder Zampese he also coached for the Chargers, Rams and Patriots.

Playing and coaching history: 1985-88—Played wide receiver, kickoff returner and punt returner at University of San Diego. 1989—Assistant coach (AC), University of San Diego. 1990-91—AC, Southern California. 1992-94—AC, Northern Arizona. 1995—Offensive coordinator, Northern Arizona. 1996-97—AC, Miami (Ohio). 1998—AC, Philadelphia Eagles. 1999—AC, Green Bay Packers. 2000-02—AC, St. Louis Rams. 2003-present—AC, Bengals.

ADAM ZIMMER
ASSISTANT DEFENSIVE BACKS

Adam Zimmer, an eighth-year veteran in NFL coaching, joins the Bengals for 2013 as assistant defensive backs coach, working with DBs coach Mark Carrier with the team's largest position group.

Zimmer has coached previously with the New Orleans Saints and Kansas City Chiefs, serving both teams as a defensive assistant and assistant linebackers coach. He has coached on three NFL playoff teams, including 2009 with the Sean Payton coaching staff that led New Orleans to the NFL championship with a 31-17 victory over Indianapolis in Super Bowl XLIV.

"Adam is a good young coach with two great experiences already in the NFL," said Bengals head coach Marvin Lewis. "He has worked with some fine coaches and will do a great job for us."

Zimmer was with Kansas City from 2010-12. Last season, Zimmer's work assisting LBs coach Gary Gibbs helped the Chiefs place three LBs in the Pro Bowl. OLB Tamba Hali was an AFC starter in the game, while OLB Justin Houston and ILB Derrick Johnson also played.

It was the first instance of three Chiefs LBs making the Pro Bowl. Hali and Johnson also made the Pro Bowl in 2011 while working under Zimmer and Gibbs. The Chiefs had not previously had more than one LB in a Pro Bowl since 1972.

Johnson led the Chiefs last season in tackles (125) and had 2.0 sacks. Houston was third in tackles (66) and led the team with 10.0 sacks. Hali tied for fifth in tackles (51) and was second in sacks with 9.0.

In 2010, his first year with Kansas City, Zimmer was part of a division championship team. Kansas City won the AFC West title with a 10-6 record while improving its rushing defense by 46.2 yards per game over 2009.

In Kansas City, Zimmer also worked in producing scouting reports and studying opponent tendencies.

In his four seasons with New Orleans, Zimmer worked on opponent breakdowns, self-scouting and the playbook as well as working with linebackers. The 2009 Saints NFL championship team ranked second in the league in takeaways (39) and tied for the league lead in most points off turnovers (141), and Zimmer helped coach LB Jonathan Vilma to a Pro Bowl season in '09. In 2006, Zimmer's first season in the NFL, the Saints won the NFC South title and advanced to the NFC Championship game.

Zimmer played defensive back in college, lettering for four seasons (2002-05) at Trinity University in San Antonio, Texas. He earned a B.S. degree from Trinity in 2006.

Zimmer is the son of Mike Zimmer, Bengals defensive coordinator since 2008. Adam was born Jan. 13, 1984 in Ogden, Utah, during his father's term as an assistant coach at Weber State University.

Playing and coaching history: 2002-05—Played defensive back at Trinity University (San Antonio, Texas). 2006-09—Assistant coach (AC), New Orleans Saints. 2010-12—AC, Kansas City Chiefs. 2013—AC, Bengals.

MIKE ZIMMER
DEFENSIVE COORDINATOR

Mike Zimmer is in his 20th season as an NFL coach and in his sixth with the Bengals as defensive coordinator. In 2012, his unit was arguably the strongest yet of his Bengals editions. As Cincinnati reached the playoffs for a second straight year and three years of the last four, the defense ranked sixth in the NFL in fewest yards allowed (319.7 per game) and third in sacks (club-record 51). The Bengals also were in the NFL top 10 in fewest points allowed, ranking eighth at 20.0 per game.

The figures were consistent with, and a bit improved from, the defense's 2011 performance. In '11, the defense ranked seventh in fewest yards allowed and fifth in sacks, and the team finished ninth in fewest points allowed. The Bengals have achieved a top 10 defensive ranking in three of the last four years, after doing that only once in the 18 seasons preceding Zimmer's 2008 hire.

Under Zimmer, the Bengals have gotten consistent progress from players who joined the team with high potential but needed NFL development. The leading examples are Carlos Dunlap and Michael Johnson, neither a first-round draftee but rated entering 2013 as among the most promising defensive end pairs in the NFL. Zimmer has overseen the rapid development of Pro Bowl DT Geno Atkins, and last season saw the sudden success of LB Vontaze Burfict, signed as a college free agent after being bypassed in the draft.

Personality is as important as the playbook in the success of Zimmer, who has earned interviews for vacant NFL head coaching positions in each of the last two years.

"Zim does a great job of identifying who to push and when," says Bengals head coach Marvin Lewis. "He helps me by being the guy who puts his foot up their butt, getting them moving in the right direction so I don't have to be the one to do it all the time."

In 2009, Zimmer earned NFL Assistant Coach of the Year honors from Pro Football Weekly/Pro Football Writers and from CBSsports.com. He also won the assistant of the year award from FOX broadcaster and Hall of Fame quarterback Terry Bradshaw.

Supporting the Bengals' run to the '09 AFC North championship, the defense ranked No. 4 in the NFL (301.4 yards allowed per game) and led the team to a No. 6 ranking in scoring defense (18.2).

The 2013 season marks Zimmer's 14th straight year as an NFL defensive coordinator. He was Dallas' coordinator from 2000-06, including four years ('03-06) under Hall of Famer Bill Parcells. Zimmer moved to the Atlanta Falcons as coordinator in 2007 and signed with the Bengals on Jan. 15, 2008.

Zimmer led top-10 defenses for Dallas in both the 4-3 and 3-4 schemes. His 2003 Dallas defense led the NFL in fewest yards allowed (253.5 per game). Six times during Zimmer's Dallas tenure as secondary coach and later coordinator, the Cowboys finished fifth or better in the NFL in scoring defense.

Zimmer earned a Super Bowl ring as secondary coach with the 1995 Cowboys team that defeated Pittsburgh in Super Bowl XXX. One of Zimmer's players, unheralded CB Larry Brown, won the game's MVP award with a pair of INTs.

Zimmer coached 15 years in the college ranks before joining the Cowboys, working at Missouri, Weber State and Washington State.

Born on June 5, 1956, in Peoria, Ill, Zimmer played QB and later LB at Illinois State. He has three children — son Adam and daughters Corri and Marki. Adam Zimmer earned a Super Bowl ring in 2009 as defensive assistant/linebackers coach for the New Orleans Saints, and Adam has joined the Bengals for 2013 as assistant LBs coach. Mike's father, Bill, made the Illinois Hall of Fame as a prep football and wrestling coach.

Vikki Zimmer, Mike's wife of 27 years, passed away in Cincinnati on Oct. 8, 2009. The Pro Football Writers of America recognized Zimmer's trial and the defense's strong '09 performance by voting him its Halas Award, which goes annually to the individual in the NFL who overcame the most adversity to succeed.

Playing and coaching history: 1974-76—Played QB and later LB at Illinois State. 1979-80—Assistant coach (AC), Missouri. 1981-82—AC, Weber State. 1983-88—Defensive coordinator, Weber State. 1989-93—Defensive coordinator, Washington State. 1994-99—AC, Dallas Cowboys. 2000-06—Defensive coordinator, Dallas Cowboys. 2007—Defensive coordinator, Atlanta Falcons. 2008-present—Defensive coordinator, Bengals.



PLAYERS

ALPHABETICAL ROSTER

JUNE 28, 2013

NO.	NAME	POS.	HT.	WT.	BORN	EXP.	COLLEGE	HOMETOWN	HOW ACQ.
90	Anderson, Jamaal	DE	6-6	280	2-6-86	7	Arkansas	Little Rock, Ark.	UFA(Ind.)'12
97	Atkins, Geno	DT	6-1	303	3-28-88	4	Georgia	Pembroke Pines, Fla.	D4a'10
25	Bernard, Giovani	HB	5-9	208	11-22-91	R	North Carolina	Boca Raton, Fla.	D2a'13
63	Black, Larry	DT	6-2	312	12-1-89	R	Indiana	Cincinnati, Ohio	CFA'13
65	Boling, Clint	G	6-5	311	5-9-89	3	Georgia	Alpharetta, Ga.	D4'11
47	Brown, Terrence	CB	5-11	176	3-4-91	R	Stanford	Torrance, Calif.	CFA'13
55	Burfict, Vontaze	LB	6-1	255	9-24-90	2	Arizona State	Corona, Calif.	CFA'12
33	Burkhead, Rex	HB	5-10	218	7-2-90	R	Nebraska	Plano, Texas	D6a'13
41	Campbell, Jordan	LB	5-11	240	6-29-88	R	New Mexico Highlands	Norco, Calif.	CFA'13
80	Charles, Orson	H-B	6-3	245	1-27-91	2	Georgia	Tampa, Fla.	D4'12
73	Collins, Anthony	OT	6-5	315	11-2-85	6	Kansas	Beaumont, Texas	D4'08
32	Conner, John	FB	5-11	245	6-8-87	4	Kentucky	West Chester, Ohio	FA'12
64	Cook, Kyle	C	6-3	310	7-25-83	6	Michigan State	Macomb, Mich.	FA'07
14	Dalton, Andy	QB	6-2	220	10-29-87	3	Texas Christian	Katy, Texas	D2'11
48	Davis, Bryce	TE/LS	6-3	245	6-16-89	1	Central Oklahoma	Duncan, Okla.	FA'12
54	DiManche, Jayson	LB	6-1	240	9-22-90	R	Southern Illinois	Hamilton, N.J.	CFA'13
96	Dunlap, Carlos	DE	6-6	280	2-28-89	4	Florida	North Charleston, S.C.	D2'10
44	Dye, Tony	S	5-10	205	2-11-90	2	UCLA	Corona, Calif.	CFA'12
85	Eifert, Tyler	TE	6-6	250	9-8-90	R	Notre Dame	Fort Wayne, Ind.	D1'13
69	Evans, DeQuin	DE	6-2	265	5-17-87	1	Kentucky	Long Beach, Calif.	CFA'11
79	Fragel, Reid	OT	6-8	305	2-22-91	R	Ohio State	Grosse Pointe Farms, Mich.	D7a'13
91	Geathers, Robert	DE	6-3	280	8-11-83	10	Georgia	Georgetown, S.C.	D4b'04
21	Ghee, Brandon	CB	6-0	200	6-6-87	4	Wake Forest	Fayetteville, N.C.	D3b'10
95	Gilberry, Wallace	DE	6-2	275	12-5-84	6	Alabama	Bay Minette, Ala.	FA'12
17	Goard, Tyrone	WR	6-4	205	4-30-90	R	Eastern Kentucky	Charleston, W.Va.	CFA'13
18	Green, A.J.	WR	6-4	207	7-31-88	3	Georgia	Summerville, S.C.	D1'11
42	Green-Ellis, BenJarvus	HB	5-11	220	7-2-85	6	Mississippi	New Orleans, La.	UFA(N.E.)'12
84	Gresham, Jermaine	TE	6-5	260	6-16-88	4	Oklahoma	Ardmore, Okla.	D1'10
29	Hall, Leon	CB	5-11	195	12-9-84	7	Michigan	Vista, Calif.	D1'07
87	Hamilton, Cobi	WR	6-2	205	11-13-90	R	Arkansas	Texarkana, Texas	D6b'13
46	Harris, Clark	LS	6-5	245	7-10-84	5	Rutgers	Manahawkin, N.J.	FA'09
92	Harrison, James	LB	6-0	275	5-4-78	10	Kent State	Akron, Ohio	FA'13
16	Hawkins, Andrew	WR	5-7	180	3-10-86	3	Toledo	Johnstown, Pa.	W(StL.)'11
72	Hawkinson, Tanner	G	6-5	300	5-14-90	R	Kansas	McPherson, Kansas	D5'13
34	Herron, Daniel	HB	5-10	212	3-21-89	1	Ohio State	Warren, Ohio	D6'12
10	Huber, Kevin	P	6-1	212	7-16-85	5	Cincinnati	Cincinnati, Ohio	D5'09
99	Hunt, Margus	DE	6-8	280	7-14-87	R	Southern Methodist	Karksi-Nuia (Estonia)	D2b'13
43	Iloka, George	S	6-4	217	6-20-90	2	Boise State	Houston, Texas	D5c'12
8	Johnson, Josh	QB	6-3	205	5-15-86	5	San Diego	Oakland, Calif.	UFA(Cle.)'13
93	Johnson, Michael	DE	6-7	270	2-7-87	5	Georgia Tech	Selma, Ala.	D3a'09
60	Johnson, T.J.	C	6-4	310	7-17-90	R	South Carolina	Aynor, S.C.	D7b'13
49	Joiner, Brandon	LB	6-3	240	4-27-89	1	Arkansas State	Killeen, Texas	CFA'12
24	Jones, Adam	CB	5-10	180	9-30-83	7	West Virginia	Atlanta, Ga.	FA'10
82	Jones, Marvin	WR	6-2	195	3-12-90	2	California	Fontana, Calif.	D5b'12
27	Kirkpatrick, Dre	CB	6-2	185	10-26-89	2	Alabama	Gadsden, Ala.	D1a'12
59	Lamur, Emmanuel	LB	6-4	240	6-8-89	2	Kansas State	West Palm Beach, Fla.	CFA'12
37	Lewis-Harris, Chris	CB	5-10	180	2-11-89	1	Tennessee-Chattanooga	Smyrna, Ga.	CFA'12
58	Maualuga, Rey	LB	6-2	255	1-20-87	5	Southern California	Eureka, Calif.	D2'09
51	Maybin, Aaron	LB	6-4	237	4-6-88	5	Penn State	Baltimore, Md.	FA'13
26	Mays, Taylor	S	6-3	220	2-7-88	4	Southern California	Seattle, Wash.	T(S.F.)'11
39	McCalebb, Onterio	CB	5-10	170	8-10-89	R	Auburn	Fort Meade, Fla.	CFA'13
45	Miles, Jeromy	S	6-2	214	7-20-87	4	Massachusetts	Sicklerville, N.J.	CFA'10
52	Moch, Dontay	DE	6-2	255	7-19-88	2	Nevada	Phoenix, Ariz.	D3'11
20	Nelson, Reggie	S	5-11	210	9-21-83	7	Florida	Melbourne, Fla.	T(Jax.)'10
23	Newman, Terence	CB	5-10	192	9-4-78	11	Kansas State	Salina, Kan.	FA'12
2	Nugent, Mike	K	5-10	190	3-2-82	9	Ohio State	Centerville, Ohio	FA'10
30	Peerman, Cedric	HB	5-10	211	10-10-86	4	Virginia	Gladys, Va.	W(Det.)'10
94	Peko, Domata	DT	6-3	322	11-27-84	8	Michigan State	Pago Pago (American Samoa)	D4'06
67	Pollak, Mike	G	6-3	300	2-16-85	6	Arizona State	Tempe, Ariz.	UFA(Car.)'13
56	Porter, Sean	LB	6-1	237	1-12-91	R	Texas A&M	Schertz, Texas	D4'13
38	Prater, Shaun	CB	5-10	190	10-27-89	2	Iowa	Omaha, Neb.	D5a'12
36	Pressley, Chris	FB	5-11	260	8-8-86	5	Wisconsin	Woodbury, N.J.	FA'10
89	Quinn, Richard	TE	6-4	264	9-6-86	5	North Carolina	Maple Heights, Ohio	FA'12
57	Rey, Vincent	LB	6-2	250	9-6-87	3	Duke	Far Rockaway, N.Y.	CFA'10
66	Robinson, Trevor	C/G	6-5	300	5-16-90	2	Notre Dame	Elkhorn, Neb.	CFA'12
5	Robinson, Zac	QB	6-3	208	9-29-86	2	Oklahoma State	Littleton, Colo.	FA'11
83	Rogers, Taveon	WR	5-11	200	8-17-90	2	New Mexico State	Lancaster, Calif.	CFA'12
74	Roland, Dennis	OT/G	6-9	315	3-10-83	6	Georgia	Bolivar, Mo.	FA'08
86	Roundtree, Roy	WR	6-1	180	3-7-89	R	Michigan	Trotwood, Ohio	CFA'13
12	Sanu, Mohamed	WR	6-2	210	8-22-89	2	Rutgers	South Brunswick, N.J.	D3a'12
11	Sanzenbacher, Dane	WR	5-11	184	10-13-88	3	Ohio State	Toledo, Ohio	W(Chi.)'12
50	Schaffer, J.K.	LB	6-0	232	6-10-90	1	Cincinnati	Cincinnati, Ohio	FA'12
28	Scott, Bernard	HB	5-10	195	2-10-84	5	Abilene Christian	Vernon, Texas	D6b'09
3	Sharp, Quinn	K/P	6-1	189	11-12-89	R	Oklahoma State	Mansfield, Texas	CFA'13
9	Skelton, John	QB	6-6	250	3-17-88	4	Fordham	El Paso, Texas	W(Ariz.)'13
81	Smith, Alex	TE	6-4	250	5-22-82	9	Stanford	Denver, Colo.	UFA(Cle.)'13
71	Smith, Andre	OT	6-4	335	1-25-87	5	Alabama	Birmingham, Ala.	D1'09
62	Stephens, Terrence	DT	6-1	315	1-7-91	R	Stanford	Germantown, Md.	CFA'13
75	Still, Devon	DT	6-5	320	7-11-89	2	Penn State	Wilmington, Del.	D2'12
22	Stoudermire, Troy	CB	5-10	199	7-1-90	R	Minnesota	Dallas, Texas	CFA'13
61	Sullen, John	G	6-6	340	12-31-90	R	Auburn	Auburn, Ala.	CFA'13
19	Tate, Brandon	WR	6-1	195	10-5-87	5	North Carolina	Burlington, N.C.	W(N.E.)'11
53	Taylor, Bruce	LB	6-1	245	12-31-89	R	Virginia Tech	Riceboro, Ga.	CFA'13
98	Thompson, Brandon	DT	6-2	325	10-19-89	2	Clemson	Thomasville, Ga.	D3b'12
88	Whalen, Ryan	WR	6-1	200	7-26-89	3	Stanford	Alamo, Calif.	D6'11
70	Wharton, Travelle	G	6-4	320	5-19-81	10	South Carolina	Fountain Inn, S.C.	FA'12
77	Whitworth, Andrew	OT	6-7	335	12-12-81	8	Louisiana State	West Monroe, La.	D2'06
40	Williams, Shawn	S	6-0	211	5-13-91	R	Georgia	Damascus, Ga.	D3'13
68	Zeitler, Kevin	G	6-4	315	3-8-90	2	Wisconsin	Waukesha, Wis.	D1b'12

COACHING STAFF: Head coach: Marvin Lewis. Assistants: Paul Alexander (assistant head coach/offensive line), Mark Carrier (defensive backs), Kyle Caskey (assistant offensive line/quality control), Brayden Coombs (assistant special teams/quality control), Jeff Friday (assistant strength and conditioning), Jay Gruden (offensive coordinator), Paul Guenther (linebackers), Jay Hayes (defensive line), Jonathan Hayes (tight ends), Hue Jackson (special assistant to the head coach/running backs), David Lippincott (assistant linebackers/quality control), Chip Morton (strength and conditioning), Darrin Simmons (special teams coordinator), James Urban (wide receivers), Ken Zampese (quarterbacks), Adam Zimmer (assistant defensive backs), Mike Zimmer (defensive coordinator).

NUMERICAL ROSTER

JUNE 28, 2013

NO.	NAME	POS.	HT.	WT.	BORN	EXP.	COLLEGE	HOMETOWN	HOW ACQ.
2	Mike Nugent	K	5-10	190	3-2-82	9	Ohio State	Centerville, Ohio	FA'10
3	Quinn Sharp	K/P	6-1	189	11-12-89	R	Oklahoma State	Mansfield, Texas	CFA'13
5	Zac Robinson	QB	6-3	208	9-29-86	2	Oklahoma State	Littleton, Colo.	FA'11
8	Josh Johnson	QB	6-3	205	5-15-86	5	San Diego	Oakland, Calif.	UFA(Cle.)'13
9	John Skelton	QB	6-6	250	3-17-88	4	Fordham	El Paso, Texas	W(Ariz.)'13
10	Kevin Huber	P	6-1	212	7-16-85	5	Cincinnati	Cincinnati, Ohio	D5'09
11	Dane Sanzenbacher	WR	5-11	184	10-13-88	3	Ohio State	Toledo, Ohio	W(Chi.)'12
12	Mohamed Sanu	WR	6-2	210	8-22-89	2	Rutgers	South Brunswick, N.J.	D3a'12
14	Andy Dalton	QB	6-2	220	10-29-87	3	Texas Christian	Katy, Texas	D2'11
16	Andrew Hawkins	WR	5-7	180	3-10-86	3	Toledo	Johnstown, Pa.	W(StL.)'11
17	Tyrone Goard	WR	6-4	205	4-30-90	R	Eastern Kentucky	Charleston, W.Va.	CFA'13
18	A.J. Green	WR	6-4	207	7-31-88	3	Georgia	Summerville, S.C.	D1'11
19	Brandon Tate	WR	6-1	195	10-5-87	5	North Carolina	Burlington, N.C.	W(N.E.)'11
20	Reggie Nelson	S	5-11	210	9-21-83	7	Florida	Melbourne, Fla.	T(Jax.)'10
21	Brandon Ghee	CB	6-0	200	6-6-87	4	Wake Forest	Fayetteville, N.C.	D3b'10
22	Troy Stoudermire	CB	5-10	199	7-1-90	R	Minnesota	Dallas, Texas	CFA'13
23	Terence Newman	CB	5-10	192	9-4-78	11	Kansas State	Salina, Kan.	FA'12
24	Adam Jones	CB	5-10	180	9-30-83	7	West Virginia	Atlanta, Ga.	FA'10
25	Giovani Bernard	HB	5-9	208	11-22-91	R	North Carolina	Boca Raton, Fla.	D2a'13
26	Taylor Mays	S	6-3	220	2-7-88	4	Southern California	Seattle, Wash.	T(S.F.)'11
27	Dre Kirkpatrick	CB	6-2	185	10-26-89	2	Alabama	Gadsden, Ala.	D1a'12
28	Bernard Scott	HB	5-10	195	2-10-84	5	Abilene Christian	Vernon, Texas	D6b'09
29	Leon Hall	CB	5-11	195	12-9-84	7	Michigan	Vista, Calif.	D1'07
30	Cedric Peerman	HB	5-10	211	10-10-86	4	Virginia	Gladys, Va.	W(Det.)'10
32	John Conner	FB	5-11	245	6-8-87	4	Kentucky	West Chester, Ohio	FA'12
33	Rex Burkhead	HB	5-10	218	7-2-90	R	Nebraska	Plano, Texas	D6a'13
34	Daniel Herron	HB	5-10	212	3-21-89	1	Ohio State	Warren, Ohio	D6'12
36	Chris Pressley	FB	5-11	260	8-8-86	5	Wisconsin	Woodbury, N.J.	FA'10
37	Chris Lewis-Harris	CB	5-10	180	2-11-89	1	Tennessee-Chattanooga	Smyrna, Ga.	CFA'12
38	Shaun Prater	CB	5-10	190	10-27-89	2	Iowa	Omaha, Neb.	D5a'12
39	Onterio McCalebb	CB	5-10	170	8-10-89	R	Auburn	Fort Meade, Fla.	CFA'13
40	Shawn Williams	S	6-0	211	5-13-91	R	Georgia	Damascus, Ga.	D3'13
41	Jordan Campbell	LB	5-11	240	6-29-88	R	New Mexico Highlands	Norco, Calif.	CFA'13
42	BenJarvus Green-Ellis	HB	5-11	220	7-2-85	6	Mississippi	New Orleans, La.	UFA(N.E.)'12
43	George Iloka	S	6-4	217	6-20-90	2	Boise State	Houston, Texas	D5c'12
44	Tony Dye	S	5-10	205	2-11-90	2	UCLA	Corona, Calif.	CFA'12
45	Jeromy Miles	S	6-2	214	7-20-87	4	Massachusetts	Sicklerville, N.J.	CFA'10
46	Clark Harris	LS	6-5	245	7-10-84	5	Rutgers	Manahawkin, N.J.	FA'09
47	Terrence Brown	CB	5-11	176	3-4-91	R	Stanford	Torrance, Calif.	CFA'13
48	Bryce Davis	TE/LS	6-3	245	6-16-89	1	Central Oklahoma	Duncan, Okla.	FA'12
49	Brandon Joiner	LB	6-3	240	4-27-89	1	Arkansas State	Killeen, Texas	CFA'12
50	J.K. Schaffer	LB	6-0	232	6-10-90	1	Cincinnati	Cincinnati, Ohio	FA'12
51	Aaron Maybin	LB	6-4	237	4-6-88	5	Penn State	Baltimore, Md.	FA'13
52	Dontay Moch	DE	6-2	255	7-19-88	2	Nevada	Phoenix, Ariz.	D3'11
53	Bruce Taylor	LB	6-1	245	12-31-89	R	Virginia Tech	Riceboro, Ga.	CFA'13
54	Jayson DiManche	LB	6-1	240	9-22-90	R	Southern Illinois	Hamilton, N.J.	CFA'13
55	Vontaze Burfict	LB	6-1	255	9-24-90	2	Arizona State	Corona, Calif.	CFA'12
56	Sean Porter	LB	6-1	237	1-12-91	R	Texas A&M	Schertz, Texas	D4'13
57	Vincent Rey	LB	6-2	250	9-6-87	3	Duke	Far Rockaway, N.Y.	CFA'10
58	Rey Maualuga	LB	6-2	255	1-20-87	5	Southern California	Eureka, Calif.	D2'09
59	Emmanuel Lamur	LB	6-4	240	6-8-89	2	Kansas State	West Palm Beach, Fla.	CFA'12
60	T.J. Johnson	C	6-4	310	7-17-90	R	South Carolina	Aynor, S.C.	D7b'13
61	John Sullen	G	6-6	340	12-31-90	R	Auburn	Auburn, Ala.	CFA'13
62	Terrence Stephens	DT	6-1	315	1-7-91	R	Stanford	Germantown, Md.	CFA'13
63	Larry Black	DT	6-2	312	12-1-89	R	Indiana	Cincinnati, Ohio	CFA'13
64	Kyle Cook	C	6-3	310	7-25-83	6	Michigan State	Macomb, Mich.	FA'07
65	Clint Boling	G	6-5	311	5-9-89	3	Georgia	Alpharetta, Ga.	D4'11
66	Trevor Robinson	C/G	6-5	300	5-16-90	2	Notre Dame	Elkhorn, Neb.	CFA'12
67	Mike Pollak	G	6-3	300	2-16-85	6	Arizona State	Tempe, Ariz.	UFA(Car.)'13
68	Kevin Zeitler	G	6-4	315	3-8-90	2	Wisconsin	Waukesha, Wis.	D1b'12
69	DeQuin Evans	DE	6-2	265	5-17-87	1	Kentucky	Long Beach, Calif.	CFA'11
70	Travelle Wharton	G	6-4	320	5-19-81	10	South Carolina	Fountain Inn, S.C.	FA'12
71	Andre Smith	OT	6-4	335	1-25-87	5	Alabama	Birmingham, Ala.	D1'09
72	Tanner Hawkinson	G	6-5	300	5-14-90	R	Kansas	McPherson, Kansas	D5'13
73	Anthony Collins	OT	6-5	315	11-2-85	6	Kansas	Beaumont, Texas	D4'08
74	Dennis Roland	OT/G	6-9	315	3-10-83	6	Georgia	Bolivar, Mo.	FA'08
75	Devon Still	DT	6-5	320	7-11-89	2	Penn State	Wilmington, Del.	D2'12
77	Andrew Whitworth	OT	6-7	335	12-12-81	8	Louisiana State	West Monroe, La.	D2'06
79	Reid Fragel	OT	6-8	305	2-22-91	R	Ohio State	Grosse Pointe Farms, Mich.	D7a'13
80	Orson Charles	H-B	6-3	245	1-27-91	2	Georgia	Tampa, Fla.	D4'12
81	Alex Smith	TE	6-4	250	5-22-82	9	Stanford	Denver, Colo.	UFA(Cle.)'13
82	Marvin Jones	WR	6-2	195	3-12-90	2	California	Fontana, Calif.	D5b'12
83	Taveon Rogers	WR	5-11	200	8-17-90	2	New Mexico State	Lancaster, Calif.	CFA'12
84	Jermaine Gresham	TE	6-5	260	6-16-88	4	Oklahoma	Ardmore, Okla.	D1'10
85	Tyler Eifert	TE	6-6	250	9-8-90	R	Notre Dame	Fort Wayne, Ind.	D1'13
86	Roy Roundtree	WR	6-1	180	3-7-89	R	Michigan	Trotwood, Ohio	CFA'13
87	Cobi Hamilton	WR	6-2	205	11-13-90	R	Arkansas	Texarkana, Texas	D6b'13
88	Ryan Whalen	WR	6-1	200	7-26-89	3	Stanford	Alamo, Calif.	D6'11
89	Richard Quinn	TE	6-4	264	9-6-86	5	North Carolina	Maple Heights, Ohio	FA'12
90	Jamaal Anderson	DE	6-6	280	2-6-86	7	Arkansas	Little Rock, Ark.	UFA(Ind.)'12
91	Robert Geathers	DE	6-3	280	8-11-83	10	Georgia	Georgetown, S.C.	D4b'04
92	James Harrison	LB	6-0	275	5-4-78	10	Kent State	Akron, Ohio	FA'13
93	Michael Johnson	DE	6-7	270	2-7-87	5	Georgia Tech	Selma, Ala.	D3a'09
94	Domata Peko	DT	6-3	322	11-27-84	8	Michigan State	Pago Pago (American Samoa)	D4'06
95	Wallace Gilberry	DE	6-2	275	12-5-84	6	Alabama	Bay Minette, Ala.	FA'12
96	Carlos Dunlap	DE	6-6	280	2-28-89	4	Florida	North Charleston, S.C.	D2'10
97	Geno Atkins	DT	6-1	303	3-28-88	4	Georgia	Pembroke Pines, Fla.	D4a'10
98	Brandon Thompson	DT	6-2	325	10-19-89	2	Clemson	Thomasville, Ga.	D3b'12
99	Margus Hunt	DE	6-8	280	7-14-87	R	Southern Methodist	Karksi-Nuia (Estonia)	D2b'13

COACHING STAFF: Head coach: Marvin Lewis. Assistants: Paul Alexander (assistant head coach/offensive line), Mark Carrier (defensive backs), Kyle Caskey (assistant offensive line/quality control), Brayden Coombs (assistant special teams/quality control), Jeff Friday (assistant strength and conditioning), Jay Gruden (offensive coordinator), Paul Guenther (linebackers), Jay Hayes (defensive line), Jonathan Hayes (tight ends), Hue Jackson (special assistant to the head coach/running backs), David Lippincott (assistant linebackers/quality control), Chip Morton (strength and conditioning), Darrin Simmons (special teams coordinator), James Urban (wide receivers), Ken Zampese (quarterbacks), Adam Zimmer (assistant defensive backs), Mike Zimmer (defensive coordinator).

(The Bengals' defensive statistics in the following biographies were compiled by coaches while reviewing game film, and thus may differ from the press box defensive statistics listed in the play-by-play reports produced at the games. Press box defensive statistics can be found in the year-by-year team statistics in the team history section.)

ANDERSON, JAMAAL — DE #90

Height: 6-6
Weight: 280
College: Arkansas
Experience: 7th-year player in 2013

2012 games-starts: 2-0
Career games-starts: 77-48
Born: 2-6-86
Hometown: Little Rock, Ark.
Acquired: UFA(Ind.)'12

Veteran with 48 career starts looks for first full season of Bengals action in '13 ... Began his first Bengals campaign in '12, but was lost to season-ending quad injury in Game 2 ... Spent first four seasons with Atlanta before moving to Indianapolis for 2011 ... Played 15 games for Colts in '11, logging 3.0 sacks, a 47-yard fumble return for TD and his second career blocked FG ... Falcons' first-round draft pick in 2007.

Career transactions: Selected by Atlanta in first round of 2007 NFL Draft (eighth overall) ... Signed with Falcons on 7-27-07 ... Released by Falcons on 7-29-11 ... Signed as free agent with Indianapolis on 8-2-11 ... Signed with Cincinnati as unrestricted free agent on 3-24-12.

2012 recap: Played in Games 1-2 for the Bengals, logging four tackles ... Placed on Reserve/Injured list on Sept. 18 due to torn quad tendon suffered Sept. 16 vs. Cleveland ... Played in all four preseason games, with three starts at LDE.

Previous seasons: 2007—Started all 16 games as a Falcons rookie, logging 45 tackles, three passes defensed and forced fumble ... His forced fumble Oct. 7 at Tennessee was returned 56 yards for TD by Atlanta's DeAngelo Hall. 2008—Started 15 games for 11-5 Atlanta playoff team with 36 tackles, two sacks, three passes defensed and blocked FG ... Had first career sack in Oct. 12 win vs. Chicago ... Had sack Oct. 26 at Philadelphia ... Blocked FG attempt in win Nov. 30 at San Diego ... Inactive for regular-season finale and Wild Card playoff loss at Arizona game due to high ankle sprain. 2009—Played and started 13 games for Atlanta with 34 tackles, 0.5 sacks and two passes defensed. 2010—Played 16 games with three starts for 13-3 Falcons team that won NFC South ... Had two tackles in playoff game, a Divisional loss vs. Green Bay on 1-15-11. 2011—Played in 15 Indianapolis games after signing as free agent ... Returned first career fumble recovery 47 yards for TD Sept. 25 vs. Pittsburgh and helped limit Steelers to 28-for-67 rushing (2.4) ... Had sack Oct. 23 at New Orleans ... Blocked a FG attempt Nov. 27 vs. Carolina — second blocked FG of career and first by a Colt since 2004 ... One sack 1-1-12 at Jacksonville.

College: Played three seasons (2004-06) at Arkansas and entered NFL draft after his junior year ... Totaled 17.5 sacks, and his 13.5 sacks as a junior led the Southeastern Conference and ranked third in the nation ... Also as a junior ranked second in SEC with average of 1.43 tackles-for-loss per game ... Four sacks as a sophomore.

Personal: Hometown is Little Rock, Ark. ... Attended Parkview High School, where he was a standout WR in addition to starring at DE, leaving school as Parkview's all-time leading receiver ... Sociology major at Arkansas, and was a member of the school's Lon Farrell Academic Honor Roll ... Father, Glenn, is deaf, and Jamaal is fluent in sign language and has worked to aid causes in the hearing-impaired community.

JAMAAL ANDERSON'S STATISTICS

			DEFENSE							INTERCEPTIONS					SCORING				
YEAR	TEAM	G-S	ST	AT	TT	SKS-YDS	PD	FF	FR-YDS	NO	YDS	AVG	LG	TD	TD	TD-IntRt	TD-FRRt	S	PTS
2007	Atlanta	16-16	29	16	45	0-0	3	1	0-0	—	—	—	—	—	0	0	0	0	0
2008	Atlanta	15-15	29	7	36	2-10	3	0	0-0	—	—	—	—	—	0	0	0	0	0
2009	Atlanta	13-13	25	9	34	0.5-3.5	2	0	0-0	—	—	—	—	—	0	0	0	0	0
2010	Atlanta	16-3	22	5	27	2-14	1	1	0-0	—	—	—	—	—	0	0	0	0	0
2011	Indianapolis	15-1	12	12	24	3-5	1	0	1-47	—	—	—	—	—	1	0	1	0	6
2012	Cincinnati	2-0	2	2	4	0-0	0	0	0-0	—	—	—	—	—	0	0	0	0	0
ATL. TOTALS		60-47	105	37	142	4.5-27.5	9	2	0-0	—	—	—	—	—	0	0	0	0	0
IND. TOTALS		15-1	12	12	24	3-5	1	0	1-47	—	—	—	—	—	1	0	1	0	6
CIN. TOTALS		2-0	2	2	4	0-0	0	0	0-0	—	—	—	—	—	0	0	0	0	0
CAREER		77-48	119	51	170	7.5-32.5	10	2	1-47	—	—	—	—	—	1	0	1	0	6

		SPECIAL TEAMS								KICKOFF RETURNS						PUNT RETURNS					
YEAR	TEAM	ST	AT	TT	FF	FR-YDS	BP	BFG	BXP	NO	YDS	AVG	FC	LG	TD	NO	YDS	AVG	FC	LG	TD
2008	Atlanta	0	0	0	0	0-0	0	1	0	—	—	—	—	—	—	—	—	—	—	—	—
2011	Indianapolis	0	0	0	0	0-0	0	1	0	—	—	—	—	—	—	—	—	—	—	—	—
ATL. TOTALS		0	0	0	0	0-0	0	1	0	—	—	—	—	—	—	—	—	—	—	—	—
IND. TOTALS		0	0	0	0	0-0	0	1	0	—	—	—	—	—	—	—	—	—	—	—	—
CAREER		0	0	0	0	0-0	0	2	0	—	—	—	—	—	—	—	—	—	—	—	—

POSTSEASON

			DEFENSE							INTERCEPTIONS					SCORING				
YEAR	TEAM	G-S	ST	AT	TT	SKS-YDS	PD	FF	FR-YDS	NO	YDS	AVG	LG	TD	TD	TD-IntRt	TD-FRRt	S	PTS
2008	Atlanta	0-0	DID NOT PLAY*							DID NOT PLAY*					DID NOT PLAY*				
2010	Atlanta	1-0	1	1	2	0-0	0	0	0-0	—	—	—	—	—	—	—	—	—	—
2012	Cincinnati	0-0	DID NOT PLAY*							DID NOT PLAY*					DID NOT PLAY*				
ATL. TOTALS		1-0	1	1	2	0-0	0	0	0-0	—	—	—	—	—	—	—	—	—	—
CIN. TOTALS		0-0	0	0	0	0-0	0	0	0-0	—	—	—	—	—	—	—	—	—	—
CAREER		1-0	1	1	2	0-0	0	0	0-0	—	—	—	—	—	—	—	—	—	—

* NOTE: Anderson was inactive for one postseason game with Atlanta in 2008. He was on the Reserve/Injured list for one postseason game with Cincinnati in 2012.

ATKINS, GENO — DT #97

Height: 6-1
Weight: 303
College: Georgia
Experience: 4th-year player in 2013

2012 games-starts: 16-16
Career games-starts: 48-32
Born: 3-28-88
Hometown: Pembroke Pines, Fla.
Acquired: D4a'10

Atkins has earned recognition as one of the NFL's elite DTs ... His status hit the top following 2012 season with first-team selection to prestigious Associated Press All-Pro team, covering both AFC and NFC ... Selected to a second straight Pro Bowl for his '12 performance, and was voted a starter for the first time ... Named AFC Defensive Player of the Week for performance in Dec. 23 win at Pittsburgh ... A fourth-round steal from 2010 draft ... Led all NFL interior linemen in 2012 in sacks (12.5, third-most in franchise history), and only one other interior lineman last season was as high as 8.0 ... Tied for NFL lead for sacks by interior linemen in 2011, with 7.5.

Career transactions: Selected by Cincinnati in fourth round of 2010 NFL Draft (120th overall) ... Signed with Bengals on 7-17-10.

Pro Bowl participation: Selected to and played in two games ... Voted as a starter for 2012 season (game at Honolulu) and had one tackle ... Two tackles (one for a loss) in 2011 season (game at Honolulu).

2012 general: Tied for team lead in forced fumbles (four) ... His team-leading 12.5 sacks were 4.5 ahead of next-best NFL interior lineman (Detroit's Ndamukong Suh at 8.0) ... Set Bengals record for sacks by an interior lineman, easily topping Dan Wilkinson's 8.0 from 1996 ... Ranked tied for sixth among all NFL players in sacks, highest individual rank in Bengals history, topping ninth by Eddie Edwards (13.0) in 1983 ... Also led Bengals in coaches' compilation of tackles-for-loss (15) and QB pressures (35) ... One of 10 Bengals to start all 16 games ... His 68 tackles ranked third on line ... One of only six unanimous selections to midseason All-Pro team by Pro Football Weekly ... Has not missed a game in his three Bengals seasons.

AFC's best: Atkins was named by NFL as AFC Defensive Player of the Week for his performance in Cincinnati's playoff-clinching win Dec. 23 at Pittsburgh ... Sacked Ben Roethlisberger twice for 17 yards, forced a fumble, and led line in tackles (eight).

More 2012 game-by-game: Logged two sacks of Joe Flacco for 15 yards on Sept. 10 at Baltimore ... His four tackles Sept. 23 at Washington included key 15-yard sack of Robert Griffin III with 0:29 remaining, with Redskins down seven and on Bengals' 19-yard line ... Two sacks of Blaine Gabbert on Sept. 30 at Jacksonville ... Nine-yard sack of Ryan Tannehill on Oct. 7 vs. Miami ... On Oct. 16 at Cleveland, deflected a pass that was intercepted by DE Michael Johnson ... Eight-yard sack of Ben Roethlisberger on Oct. 21 vs. Pittsburgh ... On Nov. 11 vs. N.Y. Giants, had team-high six QB pressures and forced an Eli Manning fumble (Giants recovered) ... In run of four plays in first quarter on Nov. 18 at Kansas City, forced fumbles by Matt Cassel (Chiefs recovered) and Peyton Hillis (Bengals recovered) ... On Nov. 25 vs. Oakland, had seven-yard sack of Carson Palmer on Raiders' opening pass attempt, and had a team-high six QB pressures ... Shared sack of Philip Rivers on Dec. 2 at San Diego, and had team-high five QB pressures ... Seven-yard sack of Tony Romo on Dec. 9 vs. Dallas, and had team-high six additional QB pressures ... Two tackles and a QB pressure in Wild Card playoff on 1-5-13 at Houston.

Previous seasons: 2010—Fourth-round draftee played his way into regular D-line rotation early in training camp ... Went on to play in every game, with one start, and led team in coaches' compilation of QB pressures (19) ... Had 20 tackles, and was second on team in sacks (3.0) ... Combined with Michael Johnson to sack Joe Flacco for four-yard loss in win Sept. 19 vs. Baltimore, helping stall Ravens' last comeback bid ... Three tackles and two QB pressures Nov. 14 at Indianapolis, including shared sack of Peyton Manning ... Three QB pressures in first pro start, Dec. 12 at Pittsburgh. 2011—Played in every game, with 15 starts, and started Wild Card playoff at Houston ... His 7.5 sacks tied DT Tommy Kelly of Oakland for NFL lead among interior linemen ... First interior lineman to lead Bengals in sacks since 1996 (Dan Wilkinson with 6.5) ... His 68 tackles ranked second on line and eighth on team, and he also had two passes defensed, two forced fumbles and two fumble recoveries, including 10-yard fumble return for a TD ... Second on team in QB pressures (22) ... Tied for team lead in combined fumbles forced/recovered (four) ... On Oct. 9 at Jacksonville, scored his first TD at any level of football after recovering a fumble from QB Blaine Gabbert on Jacksonville's final play and returning 10 yards for the score ... Had a 10-yard sack of Ben Roethlisberger on Nov. 13 vs. Pittsburgh ... On Nov. 27 vs. Cleveland, had a seven-yard sack of Colt McCoy and a QB pressure that helped lead to an INT ... On Dec. 11 vs. Houston, had a forced fumble against T.J. Yates that Bengals recovered, and recovered an Arian Foster fumble, only to fumble it back to Texans during his return ... Had five tackles with a sack in the team's Wild Card playoff on 1-7-12 at Houston.

College: Played four seasons (2006-09) at Georgia ... Named team's defensive MVP as a senior ... Played in team's last 45 games of his career ... Totaled 50 games and 23 starts ... Helped Bulldogs post 38-14 record, including 4-0 in bowl games ... Totaled 120 tackles with 11 sacks.

Personal: Hometown is Pembroke Pines, Fla. ... Attended St. Thomas Aquinas High School, where he was named Florida Class 5-A Defensive Player of the Year as a senior ... Father, Gene Atkins, had 10-year NFL career at S with New Orleans and Miami ... Housing major at Georgia ... First name is pronounced "JEE-no."

GENO ATKINS' STATISTICS

			DEFENSE							INTERCEPTIONS					SCORING				
YEAR	TEAM	G-S	ST	AT	TT	SKS-YDS	PD	FF	FR-YDS	NO	YDS	AVG	LG	TD	TD	TD-IntRt	TD-FRRt	S	PTS
2010	Cincinnati	16-1	12	8	20	3-11	1	0	0-0	—	—	—	—	—	0	0	0	0	0
2011	Cincinnati	16-15	41	27	68	7.5-37.5	2	2	2-19	—	—	—	—	—	1	0	1	0	6
2012	Cincinnati	16-16	51	17	68	12.5-90	2	4	0-0	—	—	—	—	—	0	0	0	0	0
CAREER		48-32	104	52	156	23-138.5	5	6	2-19	—	—	—	—	—	1	0	1	0	6

POSTSEASON

			DEFENSE							INTERCEPTIONS					SCORING				
YEAR	TEAM	G-S	ST	AT	TT	SKS-YDS	PD	FF	FR-YDS	NO	YDS	AVG	LG	TD	TD	TD-IntRt	TD-FRRt	S	PTS
2011	Cincinnati	1-1	4	1	5	1-0	0	0	0-0	—	—	—	—	—	—	—	—	—	—
2012	Cincinnati	1-1	0	2	2	0-0	0	0	0-0	—	—	—	—	—	—	—	—	—	—
CAREER		1-1	4	3	7	1-0	0	0	0-0	—	—	—	—	—	—	—	—	—	—

2012 REGULAR-SEASON GAME-BY-GAME

		DEFENSE								INTERCEPTIONS				
DATE	OPPONENT	ST	AT	TT	SKS-YDS	INT-YDS	PD	FF	FR-YDS	NO	YDS	AVG	LG	TD
9-10	at Baltimore	2	1	3	2-15	0-0	0	0	0-0	—	—	—	—	—
9-16	CLEVELAND	1	0	1	0-0	0-0	0	0	0-0	—	—	—	—	—
9-23	at Washington	4	0	4	1-15	0-0	0	0	0-0	—	—	—	—	—
9-30	at Jacksonville	3	1	4	2-7	0-0	0	0	0-0	—	—	—	—	—
10-7	MIAMI	4	0	4	1-9	0-0	0	0	0-0	—	—	—	—	—
10-14	at Cleveland	5	1	6	0-0	0-0	1	0	0-0	—	—	—	—	—
10-21	PITTSBURGH	2	1	3	1-8	0-0	0	0	0-0	—	—	—	—	—
10-28	— BYE —													
11-4	DENVER	6	2	8	0-0	0-0	0	0	0-0	—	—	—	—	—
11-11	N.Y. GIANTS	2	1	3	0-0	0-0	0	1	0-0	—	—	—	—	—
11-18	at Kansas City	5	0	5	1-1	0-0	1	2	0-0	—	—	—	—	—
11-25	OAKLAND	4	1	5	1-7	0-0	0	0	0-0	—	—	—	—	—
12-2	at San Diego	3	2	5	0.5-4	0-0	0	0	0-0	—	—	—	—	—
12-9	DALLAS	4	1	5	1-7	0-0	0	0	0-0	—	—	—	—	—
12-13	at Philadelphia	0	0	0	0-0	0-0	0	0	0-0	—	—	—	—	—
12-23	at Pittsburgh	4	4	8	2-17	0-0	0	1	0-0	—	—	—	—	—
12-30	BALTIMORE	2	2	4	0-0	0-0	0	0	0-0	—	—	—	—	—
TOTALS		51	17	68	12.5-90	0-0	2	4	0-0	—	—	—	—	—

BERNARD, GIOVANI — HB #25

Height: 5-9
Weight: 208
College: North Carolina
Experience: Rookie in 2013

2012 games-starts: 0-0
Career games-starts: 0-0
Born: 11-22-91
Hometown: Boca Raton, Fla.
Acquired: D2a'13

Second-round 2013 draft pick is regarded by numerous analysts as having the chance to be an instant impact player in the NFL ... A quick and instinctive rusher and a smooth receiver out of the backfield, he'll offer coaches a variety of options in the offensive scheme ... Established a North Carolina career record for yards-per-rush (5.9) ... Runs under control in traffic and has quick burst to daylight ... Offers potentially ideal complement to hard-charging Bengals veteran HB BenJarvus Green-Ellis ... First running back chosen in the 2013 NFL Draft ... Scored 31 TDs over his two seasons at UNC.

Career transactions: Selected by Cincinnati in second round of 2013 NFL Draft (37th overall) ... Signed with Bengals on 5-23-13.

Coach Marvin Lewis says: "Giovani is a dynamic guy, both running the football and catching it. We feel like he will add another great weapon to our offense. He was one of their hardest-working guys on the team, so he fits the mold of guys we like — not only good, but extremely hard-working."

More college highlights: Played two seasons (2011-12) at North Carolina, after taking a redshirt year in 2010 due to a knee injury ... Rushed for 2481 yards and added 852 more as a receiver (92 catches) ... First UNC player since Natrone Means in 1990-91 to produce back-to-back 1000-yard rushing seasons ... Consistent performer who averaged 107.9 rushing yards and 144.9 yards from scrimmage per game. 2012—Played in 10 games and scored 19 TDs — 12 rushing, five receiving and two on punt returns ... Rushed for 1228 yards with 6.7 average and added 490 receiving yards on 47 catches (10.4) ... Posted second-best season totals in school history for TDs, all-purpose yards (1981), points (114) and punt return average (16.4) ... First-team All-ACC selection and finished second in voting for ACC Player of the Year ... Rushed for 135-plus yards in consecutive games vs. Virginia Tech, Miami (Fla.), Duke and North Carolina State. 2011—His 1253 rushing yards set a school freshman record and ranked third among all Tar Heel seasons ... Joined Amos Lawrence (1977) as the only freshman tailbacks in UNC history to earn first-team All-ACC honors ... Set a UNC freshman record with seven 100-yard rushing games. 2010—Suffered a knee injury in fall camp and sat out his true freshman year as a redshirt.

Bernard on Bernard: "I pride myself on being a well-rounded running back — a player that, wherever he needs to be, that's where he's going to be. You can put me in any type of situation, plug me in any type of offense, and I'll execute. I'm a smart guy — a guy who's going to hit the playbook and understand what he has to do. And I'm a guy who's going to accept his role, whatever that is."

High school: Attended St. Thomas Aquinas High School in Fort Lauderdale, Fla., where he was rated Florida's No. 2 RB by Orlando Sun-Sentinel ... Helped guide Raiders to consecutive Class 5A state titles as a sophomore and junior ... Averaged 9.6 yards per carry as a junior (160-for-1528) and scored 18 TDs ... Did not win state title as a senior, but team went 13-1.

Personal: Hometown is Boca Raton, Fla. ... Exercise and Sport Science major at North Carolina ... Older brother, Yvenson, was an All Pac-10 tailback at Oregon State and played in CFL ... Son of Haitian immigrants who established dry cleaning business in Boca Raton ... In 2011, when he made successful comeback from serious 2010 knee injury (ACL tear), he won Atlantic Coast Conference's Brian Piccolo Award, for player displaying most courage ... First name is pronounced "jee-o-VAHN-ee."

BLACK, LARRY — DT #63

Height: 6-2
Weight: 312
College: Indiana
Experience: Rookie in 2013

2012 games-starts: 0-0
Career games-starts: 0-0
Born: 12-1-89
Hometown: Cincinnati, Ohio
Acquired: CFA'13

Cincinnati native bids for 2013 roster spot as college free agent ... Appeared in all 48 of Indiana's games over his career, starting 40 ... Finished with 127 tackles, eight sacks, 27.5 tackles for loss, two fumble recoveries, four pass breakups and one blocked FG.

Career transactions: Signed with Cincinnati as college free agent on 4-30-13.

More college highlights: Played four seasons (2009-12) at Indiana, with a redshirt year in 2008. 2012—Finished second on team as a senior in sacks (4.0) and tackles-for-loss (12), and also logged 36 tackles, one fumble recovery and two pass breakups ... Started all 12 games ... Opened season with first career two-sack game, in win over Indiana State ... One sack with two TFLs in win over Iowa . 2011—Started all 12 games and collected 47 tackles, 1.5 sacks and 5.5 TFLs. 2010—Played in all 12 games with four starts, recording 15 tackles, one sack and 2.5 TFLs ... Blocked a FG at No. 2 Ohio State. 2009—Started all 12 games as a freshman, finishing fourth on team with 7.5 TFLs, tied for third among all freshmen in Big Ten ... Finished season with 29 tackles and 1.5 sacks ... Earned a spot on Sporting News freshman All-America team. 2008—Redshirted as a true freshman.

High school: Attended Wyoming (Ohio) High School, where he was an all-state, all-city and first team all-league selection ... Selected to play in North-South Ohio All-Star Game, and collected Anthony Munoz Lineman of the Year honor ... Team captain and MVP was Prep Star All-Midwest Region selection.

Personal: Hometown is Cincinnati ... Earned degree from Indiana in Recreational Sport Management in December 2012.

BOLING, CLINT — G #65

Height: 6-5
Weight: 311
College: Georgia
Experience: 3rd-year player in 2013

2012 games-starts: 16-16
Career games-starts: 21-19
Born: 5-9-89
Hometown: Alpharetta, Ga.
Acquired: D4'11

Boling was starter at LG for every game in 2012 ... Helped HB BenJarvus Green-Ellis lead NFL in third-and-one rushing conversions (14), with Green-Ellis failing to convert only once ... Part of run-blocking effort for Green-Ellis to gain at least 100 yards four times in five-game stretch (Games 10-12 and 14), with 168.2 team average in that span ... Took over No. 1 LG spot early in preseason opener when anticipated competition with veteran free agent Travelle Wharton was halted by season-ending Wharton knee injury ... Boling spent entire rookie 2011 season on 53-player roster, seeing significant action early in campaign as replacement for suspended starter Bobbie Williams.

Career transactions: Selected by Cincinnati in fourth round of 2011 NFL Draft (101st overall) ... Signed with Bengals on 7-29-11.

2012 highlights: Started at LG in all 16 games, one of 10 Bengals to start all 16, and also started Wild Card playoff at Houston ... Helped HB BenJarvus Green-Ellis rank first in NFL in third-and-one rushing conversions, edging Houston's Arian Foster by one (14-13), and Green-Ellis had only 15 attempts to Foster's 19 ... On Sept. 10 at Baltimore, supported 4.6-yard rushing average (28-129) ... Supported blocking effort Sept. 23 at Washington that netted season highs in points (38) and net yards (478) ... Contributed to 382-yard output Sept. 30 at Jacksonville, with offense allowing no sacks ... Supported blocking effort Oct. 14 at Cleveland that paved way for 438 yards ... Helped offense allow no sacks Nov. 11 vs. N.Y. Giants ... Supported 189 team rushing yards Nov. 18 at Kansas City ... Supported season-best 221 rushing yards with 6.5 average Nov. 25 vs. Oakland ... On Dec. 2 at San Diego, supported third straight 100-yard rushing game for Green-Ellis (25-118) and helped lead pass protection that allowed only one sack for zero yards ... Supported blocking effort Dec. 9 vs. Dallas that netted 146 team rushing yards ... In Thursday night win Dec. 13 at Philadelphia, aided rushing effort of 41-for-157 (3.8) and season-best 37:40 possession time, with Green-Ellis (106) becoming only second player in Bengals history to log four 100-yard rushing totals in span of five team games.

2011: Played in all four preseason games, and started at RG in regular-season Games 1-3, in place of suspended Bobbie Williams ... In reserve role for Game 4, sharing time at RG with Mike McGlynn ... Inactive for Games 5-13, as Williams reclaimed RG spot ... Active-DNP in Games 14-15, and saw action on special teams in season finale Jan. 1 vs. Baltimore ... Active-DNP in Wild Card playoff at Houston ... In season-opener Sept. 11 at Cleveland, aided Cedric Benson's 121-yard, one-TD rushing performance.

College: Played four seasons (2007-10) at Georgia ... Capped career by earning 2010 first-team All-America honors from Pro Football Weekly ... Played every line position except center while seeing action in 51 games with 49 starts ... Departed with second-most starts for a non-kicker in school history, trailing only QB David Greene (52) ... Started 19 games at LOT, 19 at RG and 11 at ROT ... Voted to Georgia's 2001-10 Team of the Decade ... In his first three seasons, Bulldogs posted three bowl wins (Sugar, Capital One and Independence, in that order).

Personal: Hometown is Alpharetta, Ga. ... Attended Chattahoochee (Ga.) High, earning Class 5A All-State honors from the Atlanta Journal-Constitution and the Georgia Sports Writers Association as a senior in 2006 ... Also started for prep basketball team ... Majored at Georgia in management information systems ... In high school, named school's Academic Athlete of the Year in 2004 and '05.

CLINT BOLING'S STATISTICS

GAMES-STARTS

YEAR	TEAM	GAMES	STARTS
2011	Cincinnati	5	3
2012	Cincinnati	16	16
CAREER		21	19

POSTSEASON

GAMES-STARTS

YEAR	TEAM	GAMES	STARTS
2011	Cincinnati	*DID NOT PLAY	
2012	Cincinnati	1	1
CAREER		1	1

* NOTE: Boling was active/did not play for one postseason game with Cincinnati in 2011.

BROWN, TERRENCE — CB #47

Height: 5-11
Weight: 176
College: Stanford
Experience: Rookie in 2013

2012 games-starts: 0-0
Career games-starts: 0-0
Born: 3-4-91
Hometown: Torrance, Calif.
Acquired: CFA'13

A 2013 college free agent signee, Brown played four seasons at Stanford (2009-12), totaling 114 tackles, 14 passes defensed, two INTs and a forced fumble ... Worked way into starting role as a junior and became Cardinal's most consistent corner ... In two seasons as a regular starter, helped Stanford to 22-4 record, with two BCS bowl appearances.

Career transactions: Signed with Cincinnati as college free agent on 4-30-13.

More college highlights: 2012—Started every game as senior and finished fourth on team in tackles (65) and first in solos (47), earning All-Pac 12 honorable mention ... Had most productive game of season in home win against then-No. 2 USC, recording seven tackles, one tackle-for-loss and an INT. 2011—Played 13 games as junior, working way into rotation and starting nine of last 10 games ... Ranked seventh on team in tackles (43) ... Had INT in Fiesta Bowl vs. Oklahoma State, picking off Brandon Weeden in the first quarter ... Had career high eight tackles in triple overtime win at USC. 2010—Saw action in six games, with five tackles. 2009—Did not see game action as freshman.

High school: Finished prep career at Orange (Calif.) Lutheran High School, after previously spending time at San Pedro High School (2005-06) and Centennial High School (2006-07) ... Played CB, FS and WR during prep career ... Also earned letters in track and field.

Personal: Hometown is Torrance, Calif. ... Named 2008-09 Scholar Athlete of the National Football Foundation and College Football Hall of Fame (Orange County chapter) ... Majored at Stanford in science, technology and society ... Hobbies include bowling and movies.

BURFICT, VONTAZE — LB #55

Height: 6-1
Weight: 255
College: Arizona State
Experience: 2nd-year player in 2013

2012 games-starts: 16-14
Career games-starts: 16-14
Born: 9-24-90
Hometown: Corona, Calif.
Acquired: CFA'12

Burfict returns for 2013 after arguably the best rookie season in Bengals history for a college free agent ... Claimed starting WLB spot that was opened after Game 1 when starter Thomas Howard suffered season-ending injury, and ended regular season with team-leading 174 tackles ... Logged double-digit tackles in 11 of his 14 starts, including team season-high of 23 on Dec. 30 vs. Baltimore ... Talented prospect was bypassed in 2012 draft, labeled as an undisciplined and out-of-shape player, but with Bengals he improved conditioning, delivered consistent play and showed the potential that once had him rated a possible high pick.

Career transactions: Signed with Cincinnati as a college free agent on 5-2-12.

No apprenticeship: Burfict in 2012 set a Bengals mark for most starts (14) in a rookie season by a player signed as a college free agent. The Elias Sports Bureau reports that since the 1970 merger, only two undrafted rookies had previously started as many as half of Cincinnati's games — LB Armegis Spearman of Ole Miss (11 games in 2000) and OT Kevin Sargent of Eastern Washington (eight games in 1992).

2012 general: Played in all 16 games, with 14 starts (Games 3-16), and also started Wild Card playoff game ... Led team in tackles (174) ... Also had one sack and three passes defensed, as well as a FR on defense and another one on special teams ... Had team's four highest game-totals in tackles — 23 on Dec. 30 vs. Baltimore, 16 on Oct. 21 vs. Pittsburgh, 15 on Dec. 2 at San Diego and 14 on Dec. 9 vs. Dallas ... Second on team in tackles-for-loss (eight), and had five QB pressures.

2012 game-by-game: Played on special teams Sept. 10 at Baltimore (no statistics) ... Shared time at WLB on Sept. 16 vs. Cleveland, and logged six tackles ... Credited with his first career start Sept. 23 at Washington and recorded seven tackles ... Led team in tackles (12) Sept. 30 at Jacksonville, and logged first career sack — 11-yarder of Blaine Gabbert in fourth quarter ... Tied for second on team in tackles (10) Oct. 7 vs. Miami, and recovered a fumble on a Dolphins punt return ... Led team in tackles (11) Oct. 14 at Cleveland, and had a pass defensed (batted pass) ... Recorded team-high 16 tackles, including 14 solos, on Oct. 21 vs. Pittsburgh, and his two tackles-for-loss included a stop of WR Mike Wallace for minus-six ... Second on team in tackles (11) Nov. 11 vs. N.Y. Giants, including a third-down stop of HB Ahmad Bradshaw at Cincinnati 5 in first quarter, forcing Giants to settle for FG ... Six tackles Nov. 18 at Kansas City, and recovered Peyton Hillis fumble at Chiefs 34 in first quarter ... Led team in tackles (13) Nov. 25 vs. Oakland, and his two tackles-for-loss included a shared fourth-and-one stop with DE Robert Geathers against FB Owen Schmitt at Bengals 45 ... Led team with 15 tackles Dec. 2 at San Diego, including nine solo stops ... Led team with 14 tackles on Dec. 9 vs. Dallas ... Led team in tackles (10) Dec. 13 vs. Philadelphia, including three tackles-for-loss and a QB pressure ... Led team in tackles (12) Dec. 23 at Pittsburgh ... Team season-high 23 tackles, including 14 solos (tied season high) on Dec. 30 vs. Baltimore ... Logged 10 tackles in Wild Card playoff on 1-5-13 at Houston.

College: Played three seasons at MLB for Arizona State (2009-11), seeing action in 37 games with 32 starts ... Totaled 228 career tackles, including 22.5 for loss, seven sacks, four forced fumbles, three fumble recoveries and an INT ... Played in all 13 games in 2011, with 12 starts, and logged 69 tackles, including five sacks ... Reached semifinals consideration as a junior as a candidate for Butkus Award (top college LB) ... In sophomore season in 2010, led team with a career-best 90 tackles, and also had two forced fumbles ... Earned the starting MLB spot in the fourth game of his freshman season, logging 69 tackles, two sacks, two forced fumbles and two fumble recoveries ... Named the 2009 Pac-10 Defensive Freshman of the Year, and was selected to several Freshman All-America lists.

Personal: Hometown is Corona, Calif. ... Attended Centennial High School, rated a national prep power, and helped lead team to No. 2 national ranking as senior ... Prep All-American, and one of most highly-rated prospects in the country as senior ... Majored in Interdisciplinary Studies at Arizona State, with emphasis in criminal justice and sociology ... First name is pronounced "VONN-tez" and last name is pronounced "BER-fict" (rhymes with "perfect").

VONTAZE BURFICT'S STATISTICS

			DEFENSE							INTERCEPTIONS					SCORING				
YEAR	TEAM	G-S	ST	AT	TT	SKS-YDS	PD	FF	FR-YDS	NO	YDS	AVG	LG	TD	TD	TD-IntRt	TD-FRRt	S	PTS
2012	Cincinnati	16-14	100	74	174	1-11	3	0	1-0	—	—	—	—	—	—	—	—	—	—
CAREER		16-14	100	74	174	1-11	3	0	1-0	—	—	—	—	—	—	—	—	—	—

		SPECIAL TEAMS								KICKOFF RETURNS						PUNT RETURNS					
YEAR	TEAM	ST	AT	TT	FF	FR-YDS	BP	BFG	BXP	NO	YDS	AVG	FC	LG	TD	NO	YDS	AVG	FC	LG	TD
2012	Cincinnati	0	0	0	0	1-0	0	0	0	—	—	—	—	—	—	—	—	—	—	—	—
CAREER		0	0	0	0	1-0	0	0	0	—	—	—	—	—	—	—	—	—	—	—	—

POSTSEASON

			DEFENSE							INTERCEPTIONS					SCORING				
YEAR	TEAM	G-S	ST	AT	TT	SKS-YDS	PD	FF	FR-YDS	NO	YDS	AVG	LG	TD	TD	TD-IntRt	TD-FRRt	S	PTS
2012	Cincinnati	1-1	6	4	10	0-0	0	0	0-0	—	—	—	—	—	—	—	—	—	—
CAREER		1-1	6	4	10	0-0	0	0	0-0	—	—	—	—	—	—	—	—	—	—

2012 REGULAR-SEASON GAME-BY-GAME

		DEFENSE								INTERCEPTIONS				
DATE	OPPONENT	ST	AT	TT	SKS-YDS	INT-YDS	PD	FF	FR-YDS	NO	YDS	AVG	LG	TD
9-10	at Baltimore	0	0	0	0-0	0-0	0	0	0-0	—	—	—	—	—
9-16	CLEVELAND	1	5	6	0-0	0-0	0	0	0-0	—	—	—	—	—
9-23	at Washington	1	6	7	0-0	0-0	0	0	0-0	—	—	—	—	—
9-30	at Jacksonville	8	4	12	1-11	0-0	1	0	0-0	—	—	—	—	—
10-7	MIAMI	5	5	10	0-0	0-0	0	0	0-0	—	—	—	—	—
10-14	at Cleveland	5	6	11	0-0	0-0	1	0	0-0	—	—	—	—	—
10-21	PITTSBURGH	14	2	16	0-0	0-0	0	0	0-0	—	—	—	—	—
10-28	— BYE —													
11-4	DENVER	2	6	8	0-0	0-0	0	0	0-0	—	—	—	—	—
11-11	N.Y. GIANTS	8	3	11	0-0	0-0	0	0	0-0	—	—	—	—	—
11-18	at Kansas City	4	2	6	0-0	0-0	0	0	1-0	—	—	—	—	—
11-25	OAKLAND	8	5	13	0-0	0-0	0	0	0-0	—	—	—	—	—
12-2	at San Diego	9	6	15	0-0	0-0	0	0	0-0	—	—	—	—	—
12-9	DALLAS	8	6	14	0-0	0-0	0	0	0-0	—	—	—	—	—
12-13	at Philadelphia	7	3	10	0-0	0-0	1	0	0-0	—	—	—	—	—
12-23	at Pittsburgh	6	6	12	0-0	0-0	0	0	0-0	—	—	—	—	—
12-30	BALTIMORE	14	9	23	0-0	0-0	0	0	0-0	—	—	—	—	—
TOTALS		100	74	174	1-11	0-0	3	0	1-0	—	—	—	—	—

		SPECIAL TEAMS								KICKOFF RETURNS						PUNT RETURNS					
DATE	OPPONENT	ST	AT	TT	FF	FR-YDS	BP	BFG	BXP	NO	YDS	AVG	FC	LG	TD	NO	YDS	AVG	FC	LG	TD
9-10	at Baltimore	0	0	0	0	0-0	0	0	0	—	—	—	—	—	—	—	—	—	—	—	—
9-16	CLEVELAND	0	0	0	0	0-0	0	0	0	—	—	—	—	—	—	—	—	—	—	—	—
9-23	at Washington	0	0	0	0	0-0	0	0	0	—	—	—	—	—	—	—	—	—	—	—	—
9-30	at Jacksonville	0	0	0	0	0-0	0	0	0	—	—	—	—	—	—	—	—	—	—	—	—
10-7	MIAMI	0	0	0	0	1-0	0	0	0	—	—	—	—	—	—	—	—	—	—	—	—
10-14	at Cleveland	0	0	0	0	0-0	0	0	0	—	—	—	—	—	—	—	—	—	—	—	—
10-21	PITTSBURGH	0	0	0	0	0-0	0	0	0	—	—	—	—	—	—	—	—	—	—	—	—
10-28	— BYE —																				
11-4	DENVER	0	0	0	0	0-0	0	0	0	—	—	—	—	—	—	—	—	—	—	—	—
11-11	N.Y. GIANTS	0	0	0	0	0-0	0	0	0	—	—	—	—	—	—	—	—	—	—	—	—
11-18	at Kansas City	0	0	0	0	0-0	0	0	0	—	—	—	—	—	—	—	—	—	—	—	—
11-25	OAKLAND	0	0	0	0	0-0	0	0	0	—	—	—	—	—	—	—	—	—	—	—	—
12-2	at San Diego	0	0	0	0	0-0	0	0	0	—	—	—	—	—	—	—	—	—	—	—	—
12-9	DALLAS	0	0	0	0	0-0	0	0	0	—	—	—	—	—	—	—	—	—	—	—	—
12-13	at Philadelphia	0	0	0	0	0-0	0	0	0	—	—	—	—	—	—	—	—	—	—	—	—
12-23	at Pittsburgh	0	0	0	0	0-0	0	0	0	—	—	—	—	—	—	—	—	—	—	—	—
12-30	BALTIMORE	0	0	0	0	0-0	0	0	0	—	—	—	—	—	—	—	—	—	—	—	—
TOTALS		0	0	0	0	1-0	0	0	0	—	—	—	—	—	—	—	—	—	—	—	—

BURKHEAD, REX — HB #33

Height: 5-10
Weight: 218
College: Nebraska
Experience: Rookie in 2013

2012 games-starts: 0-0
Career games-starts: 0-0
Born: 7-2-90
Hometown: Plano, Texas
Acquired: D6a'13

Sixth-round 2013 draft choice was limited as a senior by a knee sprain that affected him for a number of games, but he recorded a 6.9-yard average on his 98 rushes and completed one of the most successful all-around careers in the history of the Nebraska football program ... Rushed for 3329 yards, the fifth-most in school history, and was noted for major academic and community service accomplishments ... Scored 35 TDs — 30 rushing and five as a receiver ... Is a throwback-style player who contributes in multiple ways with talent, toughness and desire.

Career transactions: Selected by Cincinnati in sixth round of 2013 NFL Draft (190th overall) ... Signed with Bengals on 5-13-13.

Coach Hue Jackson says: "Rex has characteristics we were looking for at that point in the draft. Strong build, played in a tough conference, productive in a lot of areas. He's not a guy with a dazzling time in the 40, but he has a suddenness and a quickness you can see when you watch him play. And you can't measure a guy's heart. He plays the game the way you're supposed to play it."

More college highlights: Played four seasons (2009-12) at Nebraska, with 44 games played and 22 starts ... Posted 14 games of 100 or more rushing yards ... Career rushing average of 5.2 yards ... Helped lead Cornhuskers to 39-16 record over his four seasons. 2012—Rushed 98-for-675 (6.9) with five TDs, and had 11 receptions for 92 yards and one score ... Played in career-low eight games ... Suffered ankle sprain in season opener vs. Southern Mississippi, missing the next three games, and the injury was twice re-aggravated later in season. 2011—Played and started 13 games as a junior ... Posted career bests in rushes (284), rushing yards (1357) and TDs (17) ... Had 15 rushing TDs and two receiving. 2010—Played in all 14 games, with two starts, and averaged 5.5 yards per rush (172-951), with seven TDs (all rushing) ... Rushed 16-for-90 with a TD in Big 12 championship game loss to Oklahoma. 2009—One of just six true freshmen to see action during the season, he finished second on the team in rushing yards (346), despite missing five games with a knee injury.

Run to the White House: Burkhead brings one of the outstanding community service resumes of any rookie in Bengals history. His commitment has been personified by his friendship with seven-year-old Jack Hoffman, a cancer patient from Atkinson, Neb., who contacted Nebraska in 2011, asking for a Burkhead photo. Burkhead offered to meet Jack, and his involvement in their relationship led to national notice when he arranged for Jack to suit up in a Cornhusker uniform and "run for a touchdown" in the 2013 NU spring football game before a crowd of more than 60,000. President Obama responded by inviting Jack and his family to the White House on April 28, and the family included Burkhead in its party.

More on community service: Burkhead's community outreach work has included team hospital visits, activity with Madonna Wheelchair Football Workshop, the Fellowship of Christian Athletes and benefits for Irving (Texas) Recreation Center ... Three-time member of Nebraska's Brook Berringer Citizenship Team, and was selected as one of Nebraska's Student-Athlete HERO Leadership Award winners in 2012 ... Chosen as one of Uplifting Athletes Champions of 2011-12, for helping place focus on helping children with rare diseases ... One of 11 FBS players named to Allstate AFCA Good Works Team, and in December 2012 he was named captain of that team.

High school: Attended Plano (Texas) High School, where as a senior he was a first-team Class 5A All-State selection by Associated Press ... Also as a senior, named All-Area Offensive Player of the Year by Dallas Morning News ... Rushed for 1762 yards and 28 TDs as a senior and added 42 receptions for 594 yards and five TDs ... Rushed for 1768 yards and 29 TDs as a junior ... Earned first-team all-district honors in basketball as a junior and senior, and as a sophomore he was part of Class 5A state championship basketball team.

Personal: Hometown is Plano, Texas ... Graduated from Nebraska in three and a half years, with degree in history ... Has earned repeated scholar-athlete awards throughout his career, including first-team CoSIDA Academic All-American in 2011 and 2012, and recognition as one of 15 National Football Foundation Scholar Athletes in 2012.

CAMPBELL, JORDAN — LB #41

Height: 5-11
Weight: 240
College: New Mexico Highlands
Experience: Rookie in 2013

2012 games-starts: 0-0
Career games-starts: 0-0
Born: 6-29-88
Hometown: Norco, Calif.
Acquired: CFA'13

College free agent signee logged a pair of 100-tackle seasons at NCAA Division II New Mexico Highlands after beginning his career at Southern California ... Entered senior season as Rocky Mountain Athletic Conference preseason Defensive Player of the Year ... Selected to play in NFLPA Collegiate Bowl.

Career transactions: Signed with Cincinnati as college free agent on 5-1-13.

More college highlights: 2012—Finished his second season at New Mexico Highlands with 104 tackles, including 10.0 sacks and 24 tackles-for-loss ... Twice garnered conference Defensive Player of the Week award. 2011—In first season at NMHU, recorded 110 tackles, including 4.0 sacks and 28.5 TFLs. 2010—Was enrolled at Louisville, but did not play due to eligibility issues. 2009—Played in five games with one start as a sophomore at Southern California ... Recorded nine tackles, with eight coming in his lone start, against Washington ... Missed three games due to ankle sprain. 2008—As USC freshman, was switched from FB to LB prior to spring drills ... Played in 12 of 13 games, recording seven tackles as a backup LB and special teams player. 2007—Redshirted as true freshman at USC.

High school: Attended Norco (Calif.) High School, where he earned Super Prep All-America and Los Angeles Times All-Star honors ... Was league Defensive MVP as a senior.

Personal: Hometown is Norco, Cal.

CHARLES, ORSON — H-B #80

Height: 6-3
Weight: 245
College: Georgia
Experience: 2nd-year player in 2013

2012 games-starts: 16-6
Career games-starts: 16-6
Born: 1-27-91
Hometown: Tampa, Fla.
Acquired: D4'12

Fourth-round draft pick played in every game in 2012, filling No. 2 TE role, and has been moved by coaches to H-back role for '13 ... Credited with six starts, plus a start in Wild Card playoff, when offense opened with two TEs ... Topped all TEs at '12 Scouting Combine with 35 reps in bench press.

Career transactions: Selected by Cincinnati in fourth round of 2012 NFL Draft (116th overall) ... Signed with Bengals on 5-12-12.

2012 highlights: Played in all 16 games, with six starts as second TE (Games 1, 6, 10-11 and 15-16), plus start as second TE in Wild Card playoff ... Totaled eight receptions for 101 yards ... Had leaping 25-yard catch between two defenders early in fourth quarter Sept. 23 at Washington, helping set up Bengals TD ... One catch for 10 yards Sept. 30 at Jacksonville ... One catch for 12 yards Oct. 14 at Cleveland ... Had 19-yard catch Nov. 11 vs. N.Y. Giants ... Two-for-14 receiving Nov. 25 vs. Oakland ... On Dec. 9 vs. Dallas, had 17-yard reception to convert third-and-one, and also had 10-yard return on squib kickoff ... Played in all four preseason games, logging three catches for 36 yards.

College: Played three seasons (2009-11) at Georgia ... Saw action in 40 games, with 26 of his 29 starts coming his last two seasons ... Caught 94 passes for 1370 yards and 10 TDs, starting 29 of 40 games ... Started every game as a junior in '11 as Georgia went 10-4 with Outback Bowl loss to Michigan State ... Posted career-best totals for receptions (45), receiving yards (574) and TDs (five) ... Blocked a punt in a win over Vanderbilt and aided rushing attack that averaged 164.0 yards per game ... First-team All-SEC nods as a junior from Associated Press, ESPN.com and SEC coaches.

Personal: Hometown is Tampa, Fla. ... Played his first three high school seasons at Riverview (Fla.) High School, and transferred to Plant High School in Tampa for his senior year ... Started at both TE and DE as Plant finished second in the state in 2008 with 14-1 record, and his contributions on offense included 75 receptions for 1421 yards and 21 TDs ... As a senior at Plant, rated by Rivals.com as second-best receiver and seventh-best prospect in Florida ... Sociology major at Georgia, earning Academic Honor Roll honors from SEC and Georgia athletic director's office in each of his three Bulldog seasons.

ORSON CHARLES' STATISTICS

			RECEIVING					RUSHING					SCORING					
YEAR	TEAM	G-S	NO	YDS	AVG	LG	TD	ATT	YDS	AVG	LG	TD	TD	TD-R	TD-P	TD-Rt	2-PtC	PTS
2012	Cincinnati	16-6	8	101	12.6	25	0	—	—	—	—	—	—	—	—	—	—	—
CAREER		16-6	8	101	12.6	25	0	—	—	—	—	—	—	—	—	—	—	—

		SPECIAL TEAMS								KICKOFF RETURNS						PUNT RETURNS					
YEAR	TEAM	ST	AT	TT	FF	FR-YDS	BP	BFG	BXP	NO	YDS	AVG	FC	LG	TD	NO	YDS	AVG	FC	LG	TD
2012	Cincinnati	—	—	—	—	—	—	—	—	2	17	8.5	0	10	0	—	—	—	—	—	—
CAREER		—	—	—	—	—	—	—	—	2	17	8.5	0	10	0	—	—	—	—	—	—

RECEIVING SINGLE-GAME HIGHS: RECEPTIONS—2 (11-25-12 at Oakland). YARDS—25 (9-23-12 at Washington). LONG—25 (9-23-12 at Washington). TOUCHDOWNS—(none).

POSTSEASON

			RECEIVING					RUSHING					SCORING					
YEAR	TEAM	G-S	NO	YDS	AVG	LG	TD	ATT	YDS	AVG	LG	TD	TD	TD-R	TD-P	TD-Rt	2-PtC	PTS
2012	Cincinnati	1-1	0	0	—	—	0	—	—	—	—	—	—	—	—	—	—	—
CAREER		1-1	0	0	—	—	0	—	—	—	—	—	—	—	—	—	—	—

2012 REGULAR-SEASON GAME-BY-GAME

		RECEIVING					RUSHING				
DATE	OPPONENT	NO	YDS	AVG	LG	TD	ATT	YDS	AVG	LG	TD
9-10	at Baltimore	0	0	—	—	0	—	—	—	—	—
9-16	CLEVELAND	0	0	—	—	0	—	—	—	—	—
9-23	at Washington	1	25	25.0	25	0	—	—	—	—	—
9-30	at Jacksonville	1	10	10.0	10	0	—	—	—	—	—
10-7	MIAMI	0	0	—	—	0	—	—	—	—	—
10-14	at Cleveland	1	12	12.0	12	0	—	—	—	—	—
10-21	PITTSBURGH	0	0	—	—	0	—	—	—	—	—
10-28	— BYE —										
11-4	DENVER	1	4	4.0	4	0	—	—	—	—	—
11-11	N.Y. GIANTS	1	19	19.0	19	0	—	—	—	—	—
11-18	at Kansas City	0	0	—	—	0	—	—	—	—	—
11-25	OAKLAND	2	14	7.0	10	0	—	—	—	—	—
12-2	at San Diego	0	0	—	—	0	—	—	—	—	—
12-9	DALLAS	1	17	17.0	17	0	—	—	—	—	—
12-13	at Philadelphia	0	0	—	—	0	—	—	—	—	—
12-23	at Pittsburgh	0	0	—	—	0	—	—	—	—	—
12-30	BALTIMORE	0	0	—	—	0	—	—	—	—	—
TOTALS		8	101	12.6	25	0	—	—	—	—	—

		SPECIAL TEAMS								KICKOFF RETURNS						PUNT RETURNS					
DATE	OPPONENT	ST	AT	TT	FF	FR-YDS	BP	BFG	BXP	NO	YDS	AVG	FC	LG	TD	NO	YDS	AVG	FC	LG	TD
9-10	at Baltimore	—	—	—	—	—	—	—	—	0	0	—	0	—	0	—	—	—	—	—	—
9-16	CLEVELAND	—	—	—	—	—	—	—	—	0	0	—	0	—	0	—	—	—	—	—	—
9-23	at Washington	—	—	—	—	—	—	—	—	0	0	—	0	—	0	—	—	—	—	—	—
9-30	at Jacksonville	—	—	—	—	—	—	—	—	0	0	—	0	—	0	—	—	—	—	—	—
10-7	MIAMI	—	—	—	—	—	—	—	—	0	0	—	0	—	0	—	—	—	—	—	—
10-14	at Cleveland	—	—	—	—	—	—	—	—	0	0	—	0	—	0	—	—	—	—	—	—
10-21	PITTSBURGH	—	—	—	—	—	—	—	—	0	0	—	0	—	0	—	—	—	—	—	—
10-28	— BYE —																				
11-4	DENVER	—	—	—	—	—	—	—	—	0	0	—	0	—	0	—	—	—	—	—	—
11-11	N.Y. GIANTS	—	—	—	—	—	—	—	—	0	0	—	0	—	0	—	—	—	—	—	—
11-18	at Kansas City	—	—	—	—	—	—	—	—	0	0	—	0	—	0	—	—	—	—	—	—
11-25	OAKLAND	—	—	—	—	—	—	—	—	0	0	—	0	—	0	—	—	—	—	—	—
12-2	at San Diego	—	—	—	—	—	—	—	—	0	0	—	0	—	0	—	—	—	—	—	—
12-9	DALLAS	—	—	—	—	—	—	—	—	1	10	10.0	0	10	0	—	—	—	—	—	—
12-13	at Philadelphia	—	—	—	—	—	—	—	—	1	7	7.0	0	7	0	—	—	—	—	—	—
12-23	at Pittsburgh	—	—	—	—	—	—	—	—	0	0	—	0	—	0	—	—	—	—	—	—
12-30	BALTIMORE	—	—	—	—	—	—	—	—	0	0	—	0	—	0	—	—	—	—	—	—
TOTALS		—	—	—	—	—	—	—	—	2	17	8.5	0	10	0	—	—	—	—	—	—

COLLINS, ANTHONY — OT #73

Height: 6-5
Weight: 315
College: Kansas
Experience: 6th-year player in 2013

2012 games-starts: 5-0
Career games-starts: 44-18
Born: 11-2-85
Hometown: Beaumont, Texas
Acquired: D4'08

Collins has had periodic assignments as a starter during his Bengals career and adds veteran depth for 2013, with potential for significant action if circumstances warrant ... Active for every 2012 game and played in five contests, primarily as No. 2 LOT behind Pro Bowler Andrew Whitworth ... Has 18 starts among his 44 games played, all with Cincinnati.

Career transactions: Selected by Cincinnati in fourth round of 2008 NFL Draft (112th overall) ... Signed with Bengals on 7-27-08 ... Re-signed with Bengals as unrestricted free agent on 3-23-12.

2012 recap: Played in five games (Games 8 and 10-11, 14 and 16) ... Saw extended action Nov. 25 vs. Oakland, replacing ejected LOT Andrew Whitworth in fourth quarter ... Replaced Whitworth (concussion) in game Dec. 13 at Philadelphia ... Saw action at LOT on Dec. 30 vs. Baltimore, as starters were rested in second half ... Active-DNP in Games 1-7, 9, 12-13 and 15 ... Also Active-DNP in Wild Card playoff ... Played in all four preseason games.

Previous seasons: 2008—Fourth-round draft pick played in nine games, with starts at LOT in Games 11-16, replacing injured Levi Jones ... Helped team finish year on a three-game win streak, and supported Cincinnati's two best rushing games of the season in the final two contests ... NFL debut was in reserve role on Sept. 14 vs. Tennessee. 2009—Helped division championship club finish ninth in NFL in rushing (128.5 yards per game) and ninth in fewest sacks allowed (29) ... Held No. 1 ROT spot for Games 1-5, and was in reserve role for remainder of season; credited with starts in Games 7-8, as offense opened in formations with six offensive linemen ... Active-DNP in Wild Card playoff vs. Jets ... Aided 141-yard rushing game by Cedric Benson on Sept. 20 at Green Bay ... Helped lead fourth-quarter drives of 85 and 71 yards during comeback win Sept. 27 vs. Pittsburgh ... Helped support a 5.1-yard team rushing average in win Oct. 4 at Cleveland ... In win Oct. 11 at Baltimore, helped limit Ravens defense to one sack while helping Benson (27-for-120) become first player in 40 games to rush for 100 yards against Baltimore. 2010—Saw action in nine games, including the final eight, and was promoted to No. 1 ROT spot for Games 15-16 ... Helped offense rank second in AFC in fewest sacks allowed per passing play ... Played key role in Bengals allowing no sacks in season's final three games ... Supported 371-net yard performance with no sacks allowed in win Dec. 26 vs. San Diego. 2011—Played in seven games (Games 1, 7 and 12-16), with starts at ROT Dec. 11 vs. Houston and Dec. 18 at St. Louis, replacing injured Andre Smith ... Active-DNP in five games and inactive for four games ... Inactive for Wild Card playoff ... Contributed to pass protection that ranked tied for fourth in NFL in fewest sacks allowed (25) ... Played as replacement Dec. 4 at Pittsburgh after starter Andre Smith left game in second quarter with ankle injury, and also saw brief action on defense as extra lineman in short-yardage situations.

College: Played 32 games over three seasons (2005-07) at Kansas ... Earned multiple first-team All-America honors in '07, starting at LOT as Kansas posted 12-1 record with victory over Virginia Tech in FedEx Orange Bowl ... Redshirted as a freshman in 2004, and left KU following his junior season to enter NFL Draft ... As a junior, credited with 108 knockdowns and 15 TD-producing blocks for an offense that averaged 479.8 yards per game, and he was penalized only twice all season.

Personal: Hometown is Beaumont, Texas ... Attended Central High School, where he played football only as a senior and earned Class 4A all-state honors as a DE ... African-American studies major at Kansas.

ANTHONY COLLINS' STATISTICS

GAMES-STARTS

YEAR	TEAM	GAMES	STARTS
2008	Cincinnati	9	6
2009	Cincinnati	14	7
2010	Cincinnati	9	3
2011	Cincinnati	7	2
2012	Cincinnati	5	0
CAREER		44	18

POSTSEASON

GAMES-STARTS

YEAR	TEAM	GAMES	STARTS
2009	Cincinnati	*DID NOT PLAY	
2011	Cincinnati	*DID NOT PLAY	
2012	Cincinnati	*DID NOT PLAY	
CAREER		0	0

* NOTE: Collins was active/did not play for one postseason game with Cincinnati in 2009. He was inactive for one postseason game with Cincinnati in 2011. He was active/did not play for one postseason game with Cincinnati in 2012.

CONNER, JOHN — FB #32

Height: 5-11
Weight: 245
College: Kentucky
Experience: 4th-year player in 2013

2012 games-starts: 5-2 (3-2 NYJ; 2-0 Cin.)
Career games-starts: 37-10
Born: 6-8-87
Hometown: West Chester, Ohio
Acquired: FA'12

Greater Cincinnati native bids for first full season of Bengals action in 2013 ... Signed with Bengals in December of '12 after FB Chris Pressley suffered season-ending knee injury ... Played Games 15-16 and Wild Card playoff ... Was 2010 fifth-round draft pick of N.Y. Jets ... Played 35 Jets games with 10 starts before being waived in October of '12 ... Has career totals of 21 rushes for 88 yards (4.2) with two TDs, and four catches for 18 yards (4.5) ... Played every Jets game from 2010-11 ... With Jets for Games 1-6 of 2012, with three games and two starts (no stats).

Career transactions: Selected by N.Y. Jets in fifth round of 2010 NFL Draft (139th overall) ... Waived by Jets on 10-18-12 ... Signed with Cincinnati as free agent on 12-15-12.

2012 recap: Played in three games for Jets (Games 1-2 and 4) ... Inactive for Jets in Games 3 and 6 ... Made Bengals debut in Dec. 23 at Pittsburgh ... Also played Dec. 30 vs. Baltimore and in Wild Card playoff on 1-5-13 at Houston (no statistics).

Previous seasons: 2010—Played in every regular-season game as a rookie for Jets team that went 11-5 for Wild Card playoff berth ... Rushed eight-for-44 (5.5-yard average) with a TD and caught two passes for nine yards ... Also had eight special teams tackles ... Collected all his rushing numbers in regular-season finale victory on 1-2-11 vs. Buffalo, including 16-yard TD run ... Played (no stats) in Jets' Wild Card win on 1-8-11 at Indianapolis ... Inactive (coaches' decision) for Jets' Divisional playoff and AFC Championship. 2011—Played in every Jets game, with eight starts ... Rushed 13-for-44 (3.4) with one TD, and had two receptions for nine yards ... Helped RB Shonn Greene to 1054 rushing yards, Green's first 1000-yard season .... Had one-yard TD run in 27-11 win Nov. 6 at Buffalo ... In 34-19 win Dec. 4 at Washington, converted pair of third-and-one rushes and helped pave way for three rushing TDs by Shonn Greene.

College: Played four seasons (2006-09) at Kentucky, with a medical redshirt in 2005 when he was injured three games into season ... Logged 54 career games with 26 starts, rushing 53-for-245 (4.6) with four TDs, and adding 25 receptions for 193 yards and four more TDs.

Personal: Hometown is West Chester, Ohio, just north of Cincinnati ... Attended Lakota West High School, where he rushed for 1000 yards and 14 TDs as a senior, earning first-team all-conference honors ... Earned degree from Kentucky in kinesiology.

JOHN CONNER'S STATISTICS

			RUSHING					RECEIVING					SCORING					
YEAR	TEAM	G-S	ATT	YDS	AVG	LG	TD	NO	YDS	AVG	LG	TD	TD	TD-R	TD-P	TD-Rt	2-PtC	PTS
2010	N.Y. Jets	16-0	8	44	5.5	16t	1	2	9	4.5	7	0	1	1	0	0	0	6
2011	N.Y. Jets	16-8	13	44	3.4	13	1	2	9	4.5	9	0	1	1	0	0	0	6
2012	N.Y. Jets	3-2	0	0	—	—	0	0	0	—	—	0	0	0	0	0	0	0
	Cincinnati	2-0	0	0	—	—	0	0	0	—	—	0	0	0	0	0	0	0
NYJ TOTALS		35-10	21	88	4.2	16t	2	4	18	4.5	9	0	2	2	0	0	0	12
CIN. TOTALS		2-0	0	0	—	—	0	0	0	—	—	0	0	0	0	0	0	0
CAREER		37-10	21	88	4.2	16t	2	4	18	4.5	9	0	2	2	0	0	0	12

		SPECIAL TEAMS								KICKOFF RETURNS						PUNT RETURNS					
YEAR	TEAM	ST	AT	TT	FF	FR-YDS	BP	BFG	BXP	NO	YDS	AVG	FC	LG	TD	NO	YDS	AVG	FC	LG	TD
2010	N.Y. Jets	5	3	8	0	0-0	0	0	0	3	35	11.7	0	18	0	—	—	—	—	—	—
2011	N.Y. Jets	0	0	0	0	0-0	0	0	0	2	29	14.5	0	18	0	—	—	—	—	—	—
CAREER		5	3	8	0	0-0	0	0	0	5	64	12.8	0	18	0	—	—	—	—	—	—

RUSHING SINGLE-GAME HIGHS: ATTEMPTS—8 (for N.Y. Jets; 1-2-11 vs. Buffalo). YARDS—44 (for N.Y. Jets; 1-2-11 vs. Buffalo). LONG—16t (for N.Y. Jets; 1-2-11 vs. Buffalo). TOUCHDOWNS—1 (two times; most recently for N.Y. Jets on 11-6-11 vs. Buffalo).

RECEIVING SINGLE-GAME HIGHS: RECEPTIONS—1 (four times; most recently for N.Y. Jets on 12-4-11 at Washington). YARDS—9 (for N.Y. Jets; 9-18-11 vs. Jacksonville). LONG—9 (for N.Y. Jets; 9-18-11 vs. Jacksonville). TOUCHDOWNS—(none).

KICKOFF RETURN SINGLE-GAME HIGHS: RETURNS—1 (five times; most recently for N.Y. Jets on 12-24-11 vs. N.Y. Giants). YARDS—18 (two times; most recently for N.Y. Jets on 12-24-11 vs. N.Y. Giants). LONG—18 (two times; most recently for N.Y. Jets on 12-24-11 vs. N.Y. Giants). TOUCHDOWNS—(none).

POSTSEASON

			RUSHING					RECEIVING					SCORING					
YEAR	TEAM	G-S	ATT	YDS	AVG	LG	TD	NO	YDS	AVG	LG	TD	TD	TD-R	TD-P	TD-Rt	2-PtC	PTS
2010	N.Y. Jets	1-0	0	0	—	—	0	—	—	—	—	—	—	—	—	—	—	—
2012	Cincinnati	1-0	0	0	—	—	0	—	—	—	—	—	—	—	—	—	—	—
NYJ TOTALS		1-0	0	0	—	—	0	—	—	—	—	—	—	—	—	—	—	—
CIN. TOTALS		1-0	0	0	—	—	0	—	—	—	—	—	—	—	—	—	—	—
CAREER		2-0	0	0	—	—	0	—	—	—	—	—	—	—	—	—	—	—

COOK, KYLE — C #64

Height: 6-3
Weight: 310
College: Michigan State
Experience: 6th-year player in 2013

2012 games-starts: 4-2
Career games-starts: 57-50
Born: 7-25-83
Hometown: Macomb, Mich.
Acquired: FA'07

Bengals' No. 1 center as 2012 training camp began, Cook suffered preseason injury but returned to see action in Games 13-16 and Wild Card playoff ... Returned to starting lineup for the last three of those contests ... Spent Games 1-12 on Reserve/Injured list (designated for return) ... Placed on R/I due to ankle injury in preseason game on 8-23-12 vs. Green Bay ... A former college free agent, he had started 50 consecutive Bengals games (regular season and postseason) through end of 2011, tied at the time for longest streak on current team ... Joined Bengals as a practice squad player in his rookie season of 2007, after being waived in final preseason cuts by Minnesota.

Career transactions: Signed with Minnesota as college free agent on 5-4-07 ... Waived by Vikings on 9-1-07 ... Signed 9-5-07 to Cincinnati practice squad ... Signed to Bengals' roster on 12-31-07 ... Signed Bengals contract extension on 9-2-11.

2012 highlights: Started first three preseason games, but suffered ankle injury Aug. 23 vs. Green Bay ... Placed Sept. 4 on Reserve/Injured list, as player designated for possible return ... Retuned to practice Nov. 28 on roster exemption, activated to 53-player roster on Dec. 8, and returned to action on Dec. 9 vs. Dallas ... Played in Games 13-16, with starts Dec. 23 at Pittsburgh and Dec. 30 vs. Baltimore ... Also started in Wild Card playoff on 1-5-13 at Houston ... In return to action vs. Dallas, helped support blocking effort for team's 146 yards net rushing ... In Thursday night win Dec. 13 at Philadelphia, aided rushing effort of 41-for-157 (3.8-yard average) and season-best 37:40 possession time, with BenJarvus Green-Ellis (106) becoming only the second player in Bengals history to get four 100-yard rushing totals in a span of five team games.

Previous seasons: 2007—Played in all four Minnesota preseason games after signing as college free agent ... On Bengals' practice squad for Games 1-16, and was signed after season to Bengals' offseason roster. 2008—Saw his first NFL action, playing in Games 2-6 on special teams, but was placed on Reserve/Injured list Oct. 17, due to a dislocated toe suffered in a collision during pregame warmups Oct. 5 at Dallas. 2009—Earned starting position in preseason, and was praised by coaches as the "glue" of a revamped unit as Bengals captured AFC North title ... Helped Bengals finish ninth in NFL rushing (128.5 yards per game), including a team-record of eight games of 100 or more yards by individual backs ... Aided 141-yard rushing game by Cedric Benson on Sept. 20 at Green Bay ... Helped lead fourth-quarter drives of 85 and 71 yards during comeback win Sept. 27 vs. Pittsburgh ... On Oct. 11 at Baltimore, helped Benson (27-for-120) become the first player in 40 games to rush for 100 yards against Baltimore ... Helped Benson rush for a career-high 189 yards Oct. 25 vs. Chicago, while also aiding a sack-free performance up front ... On Dec. 27 vs. Kansas City, supported Benson's 133-yard game for his Bengals-record sixth 100-yard game of season ... Supported Benson for Bengals postseason-record 169 rushing yards in Wild Card playoff on 1-9-10 vs. N.Y. Jets. 2010—Contributor to Bengals ranking second in AFC and sixth in NFL in fewest sacks allowed per passing play ... Offense allowed no sacks for 100 straight passing plays to close the season, including the last three full games ... Aided the offensive output of 469 total yards Oct. 24 at Atlanta (most by Bengals since Game 2 of 2007) ... Supported 149 rushing yards, including 144 by Cedric Benson, on Oct. 10 vs. Tampa Bay. 2011—Helped offense rank tied for fourth in NFL in fewest sacks allowed (25) ... On Sept. 11 at Cleveland, aided blocking effort that helped produce Cedric Benson's 121-yard, one-TD rushing performance ... Supported run-blocking effort Oct. 2 vs. Buffalo that paved way for 171 yards and 5.3 average, including 104 yards by Benson ... On Oct. 16 vs. Indianapolis, supported pass-protection effort that held Colts for the first time on the season without a sack ... On Nov. 20 at Baltimore, helped lead blocking effort for 483 yards of net offense ... On Nov. 27 vs. Cleveland, helped lead protection effort for 389 yards of total offense, including 106 rushing yards by Benson ... Aided 165-yard rushing total on Dec. 24 vs. Arizona.

College: Closed Michigan State career with 35 consecutive starts, and played in Hula Bowl following 2006 campaign ... Played from 2003-06, following redshirt year in 2002 ... Named second-team All-Big Ten as senior, leading team in pancake blocks (48) for second straight year ... Started 11 games as junior for club that set school record for passing yards (295.5 yards per game).

Personal: Hometown is Macomb, Mich. ... Attended Dakota High School, where he earned Class A all-state honors from The Detroit News while also lettering in basketball and track ... Holds degree in construction management from Michigan State ... Married (wife Lisa) ... Hobbies include hunting, fishing and other outdoor activities.

NOTE ABOUT NFL EXPERIENCE: Cook did not earn an accrued year of experience toward NFL free agency in 2007 because he was not on a 53-player roster, a Reserve/Injured list or a Reserve/Physically Unable to Perform list for the required minimum of six games that year.

KYLE COOK'S STATISTICS

GAMES-STARTS

YEAR	TEAM	GAMES	STARTS
2007	Cincinnati	*DID NOT PLAY	
2008	Cincinnati	5	0
2009	Cincinnati	16	16
2010	Cincinnati	16	16
2011	Cincinnati	16	16
2012	Cincinnati	4	2
CAREER		57	50

POSTSEASON

GAMES-STARTS

YEAR	TEAM	GAMES	STARTS
2009	Cincinnati	1	1
2011	Cincinnati	1	1
2012	Cincinnati	1	1
CAREER		3	3

* NOTE: Cook was on the Practice Squad for 16 regular-season games with Cincinnati in 2007.

DALTON, ANDY — QB #14

Height: 6-2
Weight: 220
College: Texas Christian
Experience: 3rd-year player in 2013

2012 games-starts: 16-16
Career games-starts: 32-32
Born: 10-29-87
Hometown: Katy, Texas
Acquired: D2'11

The only QB to lead Bengals to playoffs in his first two seasons, Dalton opens 2013 with a .594 win percentage as a starter (19-13 record) ... That's best in franchise history for any QB with 10 or more starts ... Played in Pro Bowl after rookie season, and last year improved season numbers in all major categories, including TDs (improved from 20 to 27), yards (3398 to 3669) and TD-INT differential (plus-7 to plus-11) ... Twice in 2012, Dalton re-set career-high game passer rating ... Was named AFC Offensive Player of the Week for his performance in Bengals' Nov. 11 win vs. Giants ... Ranked seventh in the AFC and 13th in the NFL in passer rating (87.4) ... Ranked fourth in the AFC and 11th in the NFL in fourth-quarter passer rating (95.1) ... In 2011, Dalton set Bengals rookie records for TD passes (20) and passing yards (3398), and became the first rookie QB in league history to start as many as eight wins and throw for 20 or more TDs ... He also was the first rookie QB not drafted in the first round to start every game in a 16-game NFL season.

Career transactions: Selected by Cincinnati in second round of 2011 NFL Draft (35th overall) ... Signed with Bengals on 7-30-11.

Pro Bowl participation: Has played in one Pro Bowl ... Played for AFC in 2011 season (game at Honolulu) and passed seven-for-nine for 99 yards with two TDs (47 and three yards, both to Brandon Marshall) and no INTs.

Manning, Marino and Andy: Dalton has thrown 47 TD passes in 32 career games — 20 as a rookie and 27 in 2012. The only QBs who have passed for more TDs in their first two seasons are Hall of Famer Dan Marino (68) and future Hall of Famer Peyton Manning (52). Dalton also has joined Marino and Manning as the only players to record 20 or more TD passes in each of their first two seasons.

2012 general: Started all 16 games, passing 329-for-528 (62.3 percent), for 3669 yards, with 27 TDs and 16 INTs (87.4 rating) ... Also had four rushing TDs, most by a Bengals QB since Jon Kitna in 2002 ... Ranked third in AFC and tied for seventh in NFL in TD passes ... Tied for third in NFL in fourth-quarter TD passes (nine), and he passed 80-for-125 for 971-9-5 in final period, for rating of 95.1.

AFC's best: Dalton was named by NFL as AFC Offensive Player of the Week for his performance Nov. 11 vs. N.Y. Giants ... Passed 21-for-30 for 199 yards, with career-high four TDs, to four different receivers ... Had no INTs and posted rating of 127.6 ... TD passes vs. Giants were 56 yards to A.J. Green, 11 yards to Andrew Hawkins, 10 yards to Jermaine Gresham and 10 yards to Mohamed Sanu ... His last three TD passes came on third down.

More 2012 game-by-game: Posted a then-career-high passer rating of 128.2 on Sept. 16 vs. Cleveland, going 24-for-31 (77.4 percent) for 318 yards, with three TDs and one INT ... TDs vs. Cleveland went 10 yards to A.J. Green, 44 to Brandon Tate and 50 to Andrew Hawkins ... On Sept. 23 at Washington, for the second straight week, posted a career-high passer rating (132.9), passing 19-for-27, for 328 yards, three TDs and one INT ... Scores vs. Redskins were 48 yards to Armon Binns, six to Jermaine Gresham and 59 to Andrew Hawkins ... Passed 20-for-31 for 244 yards, two TDs and one INT (96.7 rating) on Sept. 30 at Jacksonville, with TD passes of one yard to Chris Pressley and 18 yards to A.J. Green ... Passed 31-for-46 for career-high 381 yards on Oct. 14 at Cleveland, with three TDs, including two 50-plus yarders, and three INTs ... TD passes at Cleveland included two to A.J. Green (four and 57 yards) and one to Jermaine Gresham (55 yards) ... Passed 18-for-29 for 230 yards on Nov. 18 at Kansas City, with no INTs, and had TD passes of four yards to A.J. Green and 14 yards to Mohamed Sanu, plus a one-yard rushing score ... Passed 16-for-30 for 210 yards on Nov. 25 vs. Oakland, with three TDs and no INTs (109.0 rating) ... TD passes vs. Oakland were two and five yards to Mohamed Sanu, and seven yards to Jermaine Gresham ... Passed 25-for-39 for 211 yards on Dec. 2 at San Diego, with one passing TD, one rushing TD and two INTs ... TD pass vs. San Diego was 19 yards to Jermaine Gresham, and Dalton ad-libbed go-ahead TD with six-yard rush late in fourth quarter, Bengals regaining lead at 17-13 ... Passed 20-for-33 for 206 yards on Dec. 9 vs. Dallas, with one TD (eight yards to Andrew Hawkins) and one INT ... Passed 13-for-27 for 127 yards on Dec. 13 at Philadelphia, with a passing TD (five yards to A.J. Green) and an 11-yard rushing TD in the third quarter that put Bengals ahead to stay ... Passed 24-for-41 for 278 yards with two INTs on Dec. 23 at Pittsburgh, including 21-yard pass to A.J. Green with :08 remaining to set up game-winning FG ... Played in first half Dec. 30 vs. Baltimore before being rested, and passed 10-for-15 for 78 yards, with 11-yard TD pass (101.5 rating) to Marvin Jones.

2011: Led four wins featuring fourth-quarter comebacks — vs. Buffalo, at Jacksonville, at Tennessee and vs. Cleveland ... Set Bengals rookie record for TD passes (20) ... Led rookie QBs, including three who were among first 12 draft picks, in TD-INT differential (plus-seven) ... With 3398 passing yards, became only fifth rookie in NFL history to hit 3000 for a season, joining Peyton Manning, Cam Newton, Sam Bradford, and Matt Ryan ... On Sept. 18 at Denver, set Bengals rookie passing record with 332 yards, and he surpassed that mark with 373 yards Nov. 20 at Baltimore ... Also at Denver, Dalton and WR A.J. Green became first rookie pair in NFL history to combine for 10 completions in a game ... Passed 10-for-15 for 81 yards in first half on Sept. 11 at Cleveland, with two-yard TD strike to TE Jermaine Gresham, but sat out second half due to a right wrist injury ... On Oct. 2 vs. unbeaten Buffalo, led Bengals from 17-3 halftime deficit to 23-20 win, posting second-half performance that included 17-yard TD pass to Jermaine Gresham, a three-yard rushing score and a game-winning 56-yard FG drive ... Led second straight fourth quarter comeback Oct. 9 at Jacksonville, directing drive on which he set up game-winning TD with nine-yard connection to Jermaine Gresham on fourth-and-six play, producing first down at Jaguars 10 ... On Oct. 16 vs. Indianapolis, posted season-bests in passer rating (111.5) and completion percentage (78.1), on 25-of-32 for 264-1-0 ... On. Nov. 6 at Tennessee, completed his third fourth-quarter comeback, throwing second-half TD passes of 15 yards to Jerome Simpson and five yards to Andre Caldwell as Bengals won 24-17 after trailing 17-7 at halftime and 17-14 after three quarters ... Led a fourth-quarter comeback for the fourth time on Nov. 27 vs. Cleveland, posting 105.6 passer rating ... In rallying Bengals from 17-7 halftime deficit vs. Cleveland, threw 22-yard TD strike to Jermaine Gresham in third quarter and connected with Green on 51-yard pass late in fourth quarter, putting ball at Browns two and setting stage for Mike Nugent's game-winning FG ... Passed 27-for-42 for 257-0-3 in Wild Card playoff on 1-7-12 at Houston ... Voted in December as a first alternate to AFC Pro Bowl squad, and was named to the team as replacement for New England's Tom Brady.

College: Dalton was the key player in TCU's return to football prominence during his career ... Played four seasons (2007-10), seeing action in 50 games with 49 starts ... A two-time Offensive Player of the Year in Mountain West Conference, he authored an MWC-record 42 victories and was tagged with only seven losses ... Set TCU records for pass attempts (1317), completions (812), passing yards (10,314) and TD passes (71) ... His TD/INT differential was plus-41 (71/30) ... Rushed for 1611 career yards and 22 additional TDs, and departed with new MWC record for total offense (11,925 yards) ... As a senior, led TCU to a No. 2 national ranking, after 13-0 season capped by Rose Bowl win over Wisconsin ... Named Offensive MVP in Rose Bowl.

Personal: Hometown is Katy, Texas, in Greater Houston ... Attended Katy High School, where he led team to a 14-1 record and Texas 5A finals berth as a senior ... Marketing major at TCU ... Following 2011 season, joined wife Jordan in establishing the Andy and Jordan Dalton Foundation, which conducts a wide range of community outreach efforts in the Greater Cincinnati area.

ANDY DALTON'S STATISTICS

			PASSING											
YEAR	TEAM	G-S	ATT	CMP	CMP%	YDS	YDS/ATT	TD	TD%	INT	INT%	LG	SKD-YDS	RAT
2011	Cincinnati	16-16	516	300	58.1	3398	6.59	20	3.9	13	2.5	84	24-160	80.4
2012	Cincinnati	16-16	528	329	62.3	3669	6.95	27	5.1	16	3.0	59t	46-229	87.4
CAREER		32-32	1044	629	60.2	7067	6.77	47	4.5	29	2.8	84	70-389	83.9

		RUSHING					RECEIVING					SCORING					
YEAR	TEAM	ATT	YDS	AVG	LG	TD	NO	YDS	AVG	LG	TD	TD	TD-R	TD-P	TD-Rt	2-PtC	PTS
2011	Cincinnati	37	152	4.1	17	1	—	—	—	—	—	1	1	0	0	0	6
2012	Cincinnati	47	120	2.6	17	4	—	—	—	—	—	4	4	0	0	0	24
CAREER		84	272	3.2	17	5	—	—	—	—	—	5	5	0	0	0	30

PASSING SINGLE-GAME HIGHS: ATTEMPTS—46 (10-14-12 at Cleveland). COMPLETIONS—31 (10-14-12 at Cleveland). YARDS—381 (10-14-12 at Cleveland). TOUCHDOWNS—4 (11-11-12 vs. N.Y. Giants). INTERCEPTIONS—3 (two times; most recently 10-14-12 at Cleveland). LONG—84 (9-18-11 at Denver). RATING (minimum 14 attempts)—132.9 (9-23-12 at Washington).

RUSHING SINGLE-GAME HIGHS: ATTEMPTS—8 (12-13-12 at Philadelphia). YARDS—48 (12-24-11 vs. Arizona). LONG—17 (two times; most recently 9-23-12 at Washington). TOUCHDOWNS—1 (five times; most recently 12-13-12 at Philadelphia).

POSTSEASON

			PASSING											
YEAR	TEAM	G-S	ATT	CMP	CMP%	YDS	YDS/ATT	TD	TD%	INT	INT%	LG	SKD-YDS	RAT
2011	Cincinnati	1-1	42	27	64.3	257	6.12	0	0.0	3	7.1	36	4-33	51.4
2012	Cincinnati	1-1	30	14	46.7	127	4.23	0	0.0	1	3.3	45	2-9	44.7
CAREER		2-2	72	41	56.9	384	5.33	0	0.0	4	5.6	45	6-42	48.6

		RUSHING					RECEIVING					SCORING					
YEAR	TEAM	ATT	YDS	AVG	LG	TD	NO	YDS	AVG	LG	TD	TD	TD-R	TD-P	TD-Rt	2-PtC	PTS
2011	Cincinnati	3	17	5.7	15	0	—	—	—	—	—	—	—	—	—	—	—
2012	Cincinnati	4	15	3.8	12	0	—	—	—	—	—	—	—	—	—	—	—
CAREER		7	32	4.6	15	0	—	—	—	—	—	—	—	—	—	—	—

CAREER GAME-BY-GAME

		PASSING								RUSHING				
DATE	OPPONENT	ATT	CMP	YDS	SKD-YDS	TD	LG	INT	RAT	ATT	YDS	AVG	LG	TD
2011 / CINCINNATI														
9-11	at Cleveland	15	10	81	3-11	1	22	0	102.4	0	0	—	—	0
9-18	at Denver	41	27	332	2-22	2	84	0	107.0	2	3	1.5	5	0
9-25	SAN FRANCISCO	32	17	157	1-8	0	22	2	40.8	1	5	5.0	5	0
10-2	BUFFALO	36	18	298	2-11	1	58	2	64.4	3	12	4.0	6	1
10-9	at Jacksonville	33	21	179	2-17	2	37	1	85.3	0	0	—	—	0
10-16	INDIANAPOLIS	32	25	264	0-0	1	32	0	111.5	2	-1	-0.5	0	0
10-23	— BYE —													
10-30	at Seattle	29	18	168	1-8	2	43t	2	72.2	2	3	1.5	3	0
11-6	at Tennessee	39	22	217	1-7	3	25	0	97.9	3	4	1.3	3	0
11-13	PITTSBURGH	30	15	170	0-0	2	36t	2	61.8	0	0	—	—	0
11-20	at Baltimore	45	24	373	2-9	1	49	3	60.7	4	32	8.0	11	0
11-27	CLEVELAND	31	21	270	2-13	1	51	0	105.6	6	23	3.8	7	0
12-4	at Pittsburgh	24	11	135	3-24	1	43	0	77.6	2	6	3.0	4	0
12-11	HOUSTON	28	16	189	1-5	1	36	0	89.7	1	2	2.0	2	0
12-18	at St. Louis	26	15	179	1-6	0	55	1	62.8	2	-2	-1.0	-1	0
12-24	ARIZONA	31	18	154	2-18	2	19t	0	92.7	5	48	9.6	17	0
1-1	BALTIMORE	44	22	232	1-1	0	31	0	65.7	4	17	4.3	13	0
Postseason														
1-7	at Houston	42	27	257	4-33	0	36	3	51.4	3	17	5.7	15	0
2012 / CINCINNATI														
9-10	at Baltimore	37	22	221	4-28	0	27	1	65.3	3	11	3.7	6	0
9-16	CLEVELAND	31	24	318	6-23	3	50t	1	128.2	3	4	1.3	3	0
9-23	at Washington	27	19	328	2-16	3	59t	1	132.9	2	16	8.0	17	0
9-30	at Jacksonville	31	20	244	0-0	2	42	1	96.7	6	5	0.8	5	1
10-7	MIAMI	43	26	234	3-16	1	24	2	63.5	4	21	5.3	12	0
10-14	at Cleveland	46	31	381	2-19	3	57t	3	87.3	2	5	2.5	3	0
10-21	PITTSBURGH	28	14	105	0-0	1	17	1	56.4	1	-1	-1.0	-1	0
10-28	— BYE —													
11-4	DENVER	42	26	299	5-24	1	52	1	81.3	2	16	8.0	11	0
11-11	N.Y. GIANTS	30	21	199	0-0	4	56t	0	127.6	2	-2	-1.0	-1	0
11-18	at Kansas City	29	18	230	2-10	2	40	0	109.8	3	13	4.3	11	1
11-25	OAKLAND	30	16	210	2-16	3	48	0	109.0	4	5	1.3	8	0
12-2	at San Diego	38	25	211	1-0	1	19t	2	65.2	4	5	1.3	6t	1
12-9	DALLAS	33	20	206	5-16	1	25	1	76.1	1	0	0.0	0	0
12-13	at Philadelphia	27	13	127	6-35	1	19	0	74.2	8	18	2.3	11t	1
12-23	at Pittsburgh	41	24	278	6-25	0	25	2	58.8	0	0	—	—	0
12-30	BALTIMORE	15	10	78	2-1	1	17	0	101.5	2	4	2.0	3	0
Postseason														
1-5	at Houston	30	14	127	2-9	0	45	1	44.7	4	15	3.8	12	0

DAVIS, BRYCE — TE/LS #48

Height: 6-3
Weight: 245
College: Central Oklahoma
Experience: 1st-year player in 2013

2012 games-starts: 0-0
Career games-starts: 0-0
Born: 6-16-89
Hometown: Duncan, Okla.
Acquired: FA'12

Davis bids for roster spot in 2013 after seeing practice-squad time as a Bengals rookie ... Originally joined team in spring of '12, as college free agent ... Played all four '12 preseason games before being waived ... Signed to practice squad, then released, and re-joined practice squad in late November.

Career transactions: Signed with Cincinnati as college free agent on 5-2-12 ... Waived by Bengals on 8-31-12, then signed 9-1-12 to Bengals' practice squad ... Released from practice squad on 9-4-12 ... Re-signed to Bengals' practice squad on 11-27-12 ... Signed to Bengals' roster on 1-7-13.

2012 recap: Played in all four preseason games, logging two receptions for 13 yards and three special teams tackles ... Also split long snapping duties in preseason ... Had brief stint on practice squad prior to Game 1, and re-joined practice squad for Games 12-16 and Wild Card playoff.

College: Played four seasons (2008-11) at NCAA Division II Central Oklahoma, contributing as TE and long snapper ... As senior, snapped for kicking unit that went 12-for-16 on FGs and converted all 20 PATs ... Career receiving totals of 69 catches, 810 yards and eight TDs ... As senior, had most productive offensive season of career, leading team in receiving yards (560), yards per catch (12.7) and receiving TDs (four) ... As junior, was All-Lone Star Conference North Division selection at TE and second-team selection as LS.

Personal: Hometown is Duncan, Okla. ... Attended Duncan High School, where he was a Class 5A All-Star and All-District selection as a senior ... Also lettered in baseball and basketball in high school ... Majored at Central Oklahoma in kinesiology.

NOTE ABOUT NFL EXPERIENCE: Davis did not earn an accrued year of experience toward NFL free agency in 2012 because he was not on a 53-player roster, a Reserve/Injured list or a Reserve/Physically Unable to Perform list for the required minimum of six games that year.

BRYCE DAVIS' STATISTICS

			RECEIVING					RUSHING					SCORING					
YEAR	TEAM	G-S	NO	YDS	AVG	LG	TD	ATT	YDS	AVG	LG	TD	TD	TD-R	TD-P	TD-Rt	2-PtC	PTS
2012	Cincinnati	0-0	DID NOT PLAY*					DID NOT PLAY*					DID NOT PLAY*					
CAREER		0-0	0	0	—	—	0	—	—	—	—	—	—	—	—	—	—	—

POSTSEASON

			RECEIVING					RUSHING					SCORING					
YEAR	TEAM	G-S	NO	YDS	AVG	LG	TD	ATT	YDS	AVG	LG	TD	TD	TD-R	TD-P	TD-Rt	2-PtC	PTS
2012	Cincinnati	0-0	DID NOT PLAY*					DID NOT PLAY*					DID NOT PLAY*					
CAREER		0-0	0	0	—	—	0	—	—	—	—	—	—	—	—	—	—	—

* NOTE: Davis was on the Practice Squad for five regular-season games and one postseason game with Cincinnati in 2012.

DiMANCHE, JAYSON — LB #54

Height: 6-1
Weight: 240
College: Southern Illinois
Experience: Rookie in 2013

2012 games-starts: 0-0
Career games-starts: 0-0
Born: 9-22-90
Hometown: Hamilton, N.J.
Acquired: CFA'13

A linebacker who consistently wreaked havoc in offensive backfields in the FCS ranks, DiManche makes Bengals roster bid as college free agent ... Logged 38.0 tackles-for-loss in his Southern Illinois career, and also had 16.5 sacks ... Second-team All-Missouri Valley Football Conference performer as a senior, when he ranked second in conference in both sacks (8.0) and TFLs (15.0) ... Named team captain as a senior.

Career transactions: Signed with Cincinnati as college free agent on 4-30-13.

More college highlights: Played four seasons (2009-12) at Southern Illinois, with a redshirt year in 2008. 2012—Started all 11 games at linebacker en route to being a second team All-MVFC selection as a senior ... Recorded a tackle for loss in 10 different games and a sack in eight different games. 2011—Started 10 of 11 games as a junior and posted team's second-most tackles for loss (10.5). 2010—As a sophomore, led team with 11.5 TFLs and earned Honorable Mention All-MVFC ... Named MVFC Defensive Player of the Week after recording a career-high three sacks in a win over Western Illinois. 2009—Played in two games, with four tackles (one for-loss). 2008—Redshirted as true freshman.

High school: Attended West High School in Hamilton. N.J., where he earned second-team all-state honors as a senior ... Won team's defensive MVP and Hardest Hitter Awards ... Also a member of the basketball and track and field teams.

Personal: Hometown is Hamilton, N.J. ... Earned degree from Southern Illinois in communications, with a minor in marketing ... Twice named to MVFC Academic Honor Roll. ... Served as summer intern in 2012 in media services office of Saluki Athletics ... Last name is pronounced "dih-MAHNCH."

DUNLAP, CARLOS — DE #96

Height: 6-6
Weight: 280
College: Florida
Experience: 4th-year player in 2013

2012 games-starts: 14-1
Career games-starts: 38-2
Born: 2-28-89
Hometown: North Charleston, S.C.
Acquired: D2'10

A natural playmaker on the defense's front line, Dunlap shows clear Pro Bowl potential heading into 2013 season ... Offenses must account for his athleticism and big wingspan ... Dunlap began 2012 action in Game 3, after missing time with a preseason knee injury ... Had key plays in wins on Sept. 23 at Washington, on Dec. 2 at San Diego and on Dec. 30 vs. Baltimore ... Had a 14-yard INT return for a TD to seal the win vs. Baltimore ... Was named the AFC Defensive Player of the Week for his performance at San Diego ... His only hurdle to full stardom is the challenge of completing a season without missing time due to injuries.

Career transactions: Selected by Cincinnati in second round of 2010 NFL Draft (54th overall) ... Signed with Bengals on 7-28-10.

2012 general: Played in Games 3-16, with a start in Game 14 at Philadelphia ... Inactive for Games 1-2 as he continued recovery from preseason knee injury suffered Aug. 10 vs. N.Y. Jets ... Totaled 55 tackles, 6.0 sacks, four passes defensed and an INT returned for a TD ... Tied for team lead in both forced fumbles (four) and fumble recoveries (three) ... His seven combined fumbles forced and recovered led the team by three ... Had 27 QB pressures (second on team) and five tackles-for-loss.

AFC's best: Dunlap was named by NFL as AFC Defensive Player of the Week for his performance on Dec. 2 at San Diego ... Had two sacks, forcing a fumble on each of them, and recovered one of those fumbles late in the game to help preserve the win ... Totaled five tackles and four additional QB pressures in the game overall.

2012 game-by-game: Opened his season with high impact in Game 3, Sept. 23 at Washington, setting up a Bengals TD when he forced a fumble by Robert Griffin III and recovered it at Redskins 12 ... Had two additional QB pressures in Redskins game ... Three tackles Sept. 30 at Jacksonville, including a six-yard sack of Blaine Gabbert ... On Nov. 11 vs. N.Y. Giants, his six-yard sack of Eli Manning at Bengals 20 helped force Giants to settle for FG and 17-6 halftime deficit, and he also had a fumble recovery at Bengals 14 and three additional QB pressures ... Had two sacks of Philip Rivers Dec. 2 at San Diego, and on each he forced a fumble ... Chargers recovered first fumble, but seven-yard loss was key as they settled for FG and 7-3 deficit ... Bengals recovered second fumble, after Dunlap dropped Rivers for a 10-yard loss, and it set up FG that produced eventual 20-13 victory margin ... Totaled five tackles in San Diego game, and was credited by coaches with four additional QB pressures ... Two tackles on Dec. 9 vs. Dallas, including a shared sack (with DE Michael Johnson), and was credited with two additional QB pressures ... Five tackles Dec. 13 at Philadelphia, along with a forced fumble (Bengals recovered) on WR Jeremy Maclin on game's opening drive, leading to a Bengals TD ... Seven tackles Dec. 23 at Pittsburgh, including a shared sack, with two passes defensed and three QB pressures (led team) ... Sealed Bengals victory Dec. 30 vs. Baltimore when in the fourth quarter he tipped a Tyrod Taylor pass at the line of scrimmage, caught it, and returned the INT 14 yards for a TD ... Also vs. Baltimore, had two tackles, including a 13-yard sack.

Previous seasons: 2010—A Pro Football Weekly all-rookie team selection, Dunlap contested Detroit DT Ndamukong Suh for the league's rookie sacks title, posting Bengals rookie record of 9.5 and losing the crown when Suh went to 10.0 with a zero-yard sack late in fourth quarter in Week 17 ... Dunlap eclipsed former Bengals rookie sack record of 8.5, set by DE Justin Smith in 2001 ... All of Dunlap's sacks came in last eight games, including 8.5 in last six games ... Became first rookie to lead the team in sacks for a season since 1990, when LB James Francis led with 8.0 ... On Nov. 14 at Indianapolis, brought down Peyton Manning for first career sack, for four-yard loss in second quarter ... Sacked Mark Sanchez twice on Nov. 25 at N.Y. Jets ... Had 1.5 sacks of Drew Brees on Dec. 5 vs. New Orleans ... Sacked Ben Roethlisberger for eight yards on Dec. 12 at Pittsburgh ... His two tackles in win Dec. 19 vs. Cleveland were both sacks of Colt McCoy ... Seven-yard sack of Philip Rivers in upset win on Dec. 26 vs. San Diego ... Closed season with his fourth multiple-sack game of the last six, getting 1.5 against Joe Flacco on Jan. 2 at Baltimore. 2011—His sack total dipped to 4.5, from 9.5 as a rookie, but despite missing four games he still led team in QB pressures (27) and had an impressive fumble return for a key TD ... Played in 12 games and in Wild Card playoff ... Missed Games 9 and 11-13 due to hamstring injury ... Supported effort for Bengals defense to rank seventh in NFL in fewest yards allowed per game (316.3) and fourth in fewest yards allowed per offensive play (5.0) ... On Sept. 11 at Cleveland, logged a team-high four QB pressures, and his pressure in fourth quarter helped force INT by DE Michael Johnson ... On Oct. 16 at Indianapolis, with Colts looking to erase a 20-17 Bengals lead in the fourth quarter, Dunlap scooped a Pierre Garcon fumble at the Colts 35 and ran for a game-clinching TD, displaying speed and moves rarely seen in a player his size ... Had a team season-high of eight QB pressures on Oct. 30 at Seattle, along with a nine-yard sack of Tarvaris Jackson in fourth quarter ... On Nov. 6 at Tennessee, had two sacks of Matt Hasselbeck for 22 yards, along with a pass defensed ... Three tackles in Wild Card playoff on 1-7-12 at Houston.

College: Played three seasons (2007-09) at Florida, with totals of 84 tackles, 19.5 sacks, 26 tackles for loss, eight passes defensed and four blocked kicks ... Entered NFL Draft following his junior season ... Named Defensive MVP of 2008 season BCS national championship win over Oklahoma ... Helped Gators to 13-1 records in each of his last two seasons, including 51-24 Sugar Bowl victory over University of Cincinnati to close 2009 campaign.

Personal: Hometown is North Charleston, S.C. ... Spends offseason time in Miami. Fla., as well as in North Charleston ... Attended Fort Dorchester High School, and closed his career ranked 15th on ESPN's Top 150 recruits list ... Pursuing a business degree from Florida ... SEC Academic All-American in 2008 ... Selected to SEC Academic Honor Roll as a freshman ... Enjoys playing basketball ... Was named 'Mayor for a Day' in North Charleston on 3-13-09.

CARLOS DUNLAP'S STATISTICS

			DEFENSE							INTERCEPTIONS					SCORING				
YEAR	TEAM	G-S	ST	AT	TT	SKS-YDS	PD	FF	FR-YDS	NO	YDS	AVG	LG	TD	TD	TD-IntRt	TD-FRRt	S	PTS
2010	Cincinnati	12-0	18	10	28	9.5-77.5	3	0	1-0	0	0	—	—	0	0	0	0	0	0
2011	Cincinnati	12-1	15	13	28	4.5-42	3	0	1-35	0	0	—	—	0	1	0	1	0	6
2012	Cincinnati	14-1	36	19	55	6-55	4	4	3-2	1	14	14.0	14t	1	1	1	0	0	6
CAREER		38-2	69	42	111	20-174.5	10	4	5-37	1	14	14.0	14t	1	2	1	1	0	12

POSTSEASON

			DEFENSE							INTERCEPTIONS					SCORING				
YEAR	TEAM	G-S	ST	AT	TT	SKS-YDS	PD	FF	FR-YDS	NO	YDS	AVG	LG	TD	TD	TD-IntRt	TD-FRRt	S	PTS
2011	Cincinnati	1-0	1	2	3	0-0	0	0	0-0	—	—	—	—	—	—	—	—	—	—
2012	Cincinnati	1-0	2	2	4	0-0	0	0	0-0	—	—	—	—	—	—	—	—	—	—
CAREER		2-0	3	4	7	0-0	0	0	0-0	—	—	—	—	—	—	—	—	—	—

2012 REGULAR-SEASON GAME-BY-GAME

		DEFENSE								INTERCEPTIONS				
DATE	OPPONENT	ST	AT	TT	SKS-YDS	INT-YDS	PD	FF	FR-YDS	NO	YDS	AVG	LG	TD
9-10	at Baltimore					INACTIVE					INACTIVE			
9-16	CLEVELAND					INACTIVE					INACTIVE			
9-23	at Washington	2	1	3	0-0	0-0	0	1	1-0	0	0	—	—	0
9-30	at Jacksonville	2	1	3	1-6	0-0	0	0	0-0	0	0	—	—	0
10-7	MIAMI	1	3	4	0-0	0-0	0	0	0-0	0	0	—	—	0
10-14	at Cleveland	1	0	1	0-0	0-0	0	0	0-0	0	0	—	—	0
10-21	PITTSBURGH	2	0	2	0-0	0-0	0	0	0-0	0	0	—	—	0
10-28	— BYE —													
11-4	DENVER	3	2	5	0-0	0-0	0	0	0-0	0	0	—	—	0
11-11	N.Y. GIANTS	5	3	8	1-6	0-0	0	0	1-0	0	0	—	—	0
11-18	at Kansas City	2	2	4	0-0	0-0	0	0	0-0	0	0	—	—	0
11-25	OAKLAND	2	1	3	0-0	0-0	0	0	0-0	0	0	—	—	0
12-2	at San Diego	4	1	5	2-19	0-0	1	2	1-2	0	0	—	—	0
12-9	DALLAS	1	2	3	0.5-7	0-0	0	0	0-0	0	0	—	—	0
12-13	at Philadelphia	3	2	5	0-0	0-0	0	1	0-0	0	0	—	—	0
12-23	at Pittsburgh	6	1	7	0.5-4	0-0	2	0	0-0	0	0	—	—	0
12-30	BALTIMORE	2	0	2	1-13	1-14	1	0	0-0	1	14	14.0	14t	1
TOTALS		36	19	55	6-55	1-14	4	4	3-2	1	14	14.0	14t	1

DYE, TONY — S #44

Height: 5-10
Weight: 205
College: UCLA
Experience: 2nd-year player in 2013

2012 games-starts: 0-0
Career games-starts: 0-0
Born: 2-11-90
Hometown: Corona, Calif.
Acquired: CFA'12

Dye looks for first Bengals action in '13 after missing last year's rookie season due to injury ... College free agent opened '12 training camp with Bengals and played in two preseason games ... Played four seasons at UCLA (2008-11), totaling 207 tackles with one INT and one fumble return TD.

Career transactions: Signed with Cincinnati as a college free agent on 5-12-12.

2012 recap: Played in preseason Games 1 and 4 ... Logged four total tackles (two solos) ... Also had one special teams tackle ... Was placed on Reserve/Injured Aug. 31 due to ankle injury suffered Aug. 10 vs. N.Y. Jets.

College: Three-year starter (2009-11) at UCLA ... Battled neck and ankle injuries during senior season, limiting him to seven games, with five starts, totaling 15 tackles ... As a junior, started all 12 games at strong safety and led team in tackles (96) and pass break-ups (nine), with one INT ... Earned PAC-10 honorable mention honors as a junior, was co-winner of team's MVP award and won award for team's outstanding defensive player for his performance against archrival USC ... Started all 13 games at strong safety as a sophomore, logging 73 tackles, with one TD — a 28-yard fumble return vs. Arizona ... Appeared in 11 games as a freshman, logging 15 tackles.

Personal: Hometown is Corona, Calif. ... Attended Santiago High School, where he was a three-year letterman and starred as a two-way player ... Also lettered in track and field in high school ... Father, Mark, played baseball with the Houston Astros organization ... Majored in history at UCLA.

TONY DYE'S STATISTICS

			DEFENSE							INTERCEPTIONS					SCORING				
YEAR	TEAM	G-S	ST	AT	TT	SKS-YDS	PD	FF	FR-YDS	NO	YDS	AVG	LG	TD	TD	TD-IntRt	TD-FRRt	S	PTS
2012	Cincinnati	0-0	DID NOT PLAY*							DID NOT PLAY*					DID NOT PLAY*				
CAREER		0-0	0	0	0	0-0	0	0	0-0	—	—	—	—	—	—	—	—	—	—

POSTSEASON

			DEFENSE							INTERCEPTIONS					SCORING				
YEAR	TEAM	G-S	ST	AT	TT	SKS-YDS	PD	FF	FR-YDS	NO	YDS	AVG	LG	TD	TD	TD-IntRt	TD-FRRt	S	PTS
2012	Cincinnati	0-0	DID NOT PLAY*							DID NOT PLAY*					DID NOT PLAY*				
CAREER		0-0	0	0	0	0-0	0	0	0-0	—	—	—	—	—	—	—	—	—	—

* NOTE: Dye was on the Reserve/Injured list for 16 regular-season games and one postseason game with Cincinnati in 2012.

EIFERT, TYLER — TE #85

Height: 6-6
Weight: 250
College: Notre Dame
Experience: Rookie in 2013

2012 games-starts: 0-0
Career games-starts: 0-0
Born: 9-8-90
Hometown: Fort Wayne, Ind.
Acquired: D1'13

Eifert shows promise of bringing a new dimension to Bengals offense ... Displayed rare receiving skills during his Notre Dame career, and he sealed his worth as a first-round draftee by showing the strength and aggressiveness to handle base-offense blocking duties of an NFL tight end ... Played wide receiver in one of Indiana's top prep programs and grew into tight end role, gaining 40-plus pounds while at Notre Dame ... Brings five-star skill set as a receiver, topped by arguably the nation's best ability last year to time jumps and win contested balls ... Winner of 2012 John Mackey Award, given annually to nation's top college tight end, and voted a first-team All-American by Pro Football Weekly ... Averaged career-best 13.7 yards per catch in 2012, helping lead Irish to BCS national championship game.

Career transactions: Selected by Cincinnati in first round of 2013 NFL Draft (21st overall).

Coach Marvin Lewis says: "Tyler was a very accomplished player at the highest level of college football, and he has a great opportunity to hit new heights as an NFL player. He can create mismatches for the defense and help give our offense a lot of flexibility. We've run a lot of two tight-end sets, and this pick hits us in a great area for improving our team."

Coach Jay Gruden says: "A great tight end in the NFL has to make contested plays, and Tyler has proven he can do that. He's got a 35.5 inch vertical leap and great hands. With his catch radius, he can excel in tight windows, especially in the red zone."

College highlights: Played four seasons (2009-12) at Notre Dame ... Started every game as a junior and senior ... His 140 catches are tops all-time for an Irish tight end, and program has been known for great talent at the position ... Totaled 1840 career receiving yards, with 11 TDs. 2012—Selected as Notre Dame's Offensive MVP, catching 50-for-685 with four TDs for NCAA FBS runners-up ... His blocking helped offense average 189.4 rushing yards per game ... Team captain ... Had a key 38-yard reception in fourth quarter to secure 13-6 victory Sept. 22 at Michigan, as Irish established themselves as national title contenders ... Caught six-for-61 in national title loss to Alabama. 2011—As a junior for 8-5 Irish team, posted career highs for receptions (63), receiving yards (803) and TDs (five) ... Set school record for season receptions by a TE, and led FBS tight ends in catches ... Caught six-for-90 in Champs Sports Bowl vs. Florida State. 2010—Started eight of his 11 games played as a sophomore and was named team's Offensive Newcomer of the Year ... Sixteen of his 27 catches went for TDs and/or first downs ... Seven of his nine third-down catches were for TDs and/or first downs. 2009—Played in one game as a true freshman.

Eifert on his competitiveness: "When I was in fifth grade, I used to cry when we lost. It nagged at me and bothered me. I don't care what it is — rock-paper-scissors or a race to the car — I'll do what I can to win."

High school: Attended Bishop Dwenger High School in Fort Wayne, Ind. ... As a double-duty senior, Eifert helped lead his high school team to a 14-1 record, catching 41-for-682 with 10 TDs and adding 97 tackles with four INTs (one for a TD) ... Was a versatile performer, seeing action during his career at WR, TE, S, punter and kick returner.

Personal: Hometown is Fort Wayne, Ind. ... Finance major at Notre Dame ... Father, Gene, played basketball at Purdue, playing in 115 games under coach Gene Keady ... Last name is pronounced "IE(rhymes with 'tie')-fert."

EVANS, DeQUIN — DE #69

Height: 6-2
Weight: 265
College: Kentucky
Experience: 1st-year player in 2013

2012 games-starts: 0-0
Career games-starts: 0-0
Born: 5-17-87
Hometown: Long Beach, Calif.
Acquired: CFA'11

A 2011 college free agent signee from the University of Kentucky, Evans looks for '13 roster breakthrough after two seasons on Cincinnati practice squad ... Highly regarded in college for his quickness and "high motor" ... A DE in college, he opened with Bengals at LB but now is back at DE.

Career transactions: Signed with Cincinnati as college free agent on 7-28-11 ... Waived by Bengals on 9-3-11, then signed 9-4-11 to Bengals' Practice Squad ... Placed 11-14-11 on Practice Squad/Injured list ... Placed 11-17-11 on Practice Squad/Suspended by Commissioner for violation of league policy on performance-enhancing substances ... Returned to team activities on Practice Squad/Injured on 12-12-11 ... Signed to Bengals' roster on 1-9-12 ... Waived by Bengals on 8-31-12, then signed on 9-5-12 to Bengals' practice squad ... Signed to Bengals' roster on 1-7-13.

2012 recap: Played in preseason Games 1 and 4; had seven tackles with a sack ... Waived in final roster cuts and spent the full regular season on Bengals practice squad.

2011: Played in all four Bengals preseason games ... His six tackles included two sacks for 15 yards, and he had one forced fumble ... On practice squad for Games 1-9, but suffered season-ending injury (torn labrum) Nov. 9 in practice.

College: Battled injuries for much of his senior season at Kentucky, but proved to be a playmaker in the tough Southeastern Conference as a junior in 2009 ... Started 12 games with seven starts as a senior, logging 16 tackles, 1.5 sacks, four tackles-for-loss and a pass defensed ... Started every game as a junior and led team with six sacks and 12.5 TFLs ... A junior college transfer, was named team's Most Outstanding First-Year Defensive Player ... Played at Los Angeles Harbor College as a freshman and sophomore, totaling 7.5 sacks and 19.5 TFLs.

Personal: Hometown is Long Beach, Calif. ... Attended Cabrillo High School, where he started at DE and TE ... Social work major at Kentucky ... First name is pronounced "deh-QUINN."

NOTE ABOUT NFL EXPERIENCE: Evans did not earn an accrued year of experience toward NFL free agency in either 2011 or '12 because he was not on a 53-player roster, a Reserve/Injured list or a Reserve/Physically Unable to Perform list for the required minimum of six games in either year.

DeQUIN EVANS' STATISTICS

			DEFENSE							INTERCEPTIONS					SCORING				
YEAR	TEAM	G-S	ST	AT	TT	SKS-YDS	PD	FF	FR-YDS	NO	YDS	AVG	LG	TD	TD	TD-IntRt	TD-FRRt	S	PTS
2011	Cincinnati	0-0	DID NOT PLAY*							DID NOT PLAY*					DID NOT PLAY*				
2012	Cincinnati	0-0	DID NOT PLAY*							DID NOT PLAY*					DID NOT PLAY*				
CAREER		0-0	0	0	0	0-0	0	0	0-0	—	—	—	—	—	—	—	—	—	—

POSTSEASON

			DEFENSE							INTERCEPTIONS					SCORING				
YEAR	TEAM	G-S	ST	AT	TT	SKS-YDS	PD	FF	FR-YDS	NO	YDS	AVG	LG	TD	TD	TD-IntRt	TD-FRRt	S	PTS
2011	Cincinnati	0-0	DID NOT PLAY*							DID NOT PLAY*					DID NOT PLAY*				
2012	Cincinnati	0-0	DID NOT PLAY*							DID NOT PLAY*					DID NOT PLAY*				
CAREER		0-0	0	0	0	0-0	0	0	0-0	—	—	—	—	—	—	—	—	—	—

* NOTE: Evans was on the Practice Squad for nine regular-season games, the Practice Squad/Suspended by Commissioner list for four regular-season games, and the Practice Squad/Injured list for three regular-season games and one postseason game with Cincinnati in 2011. In 2012, he was on the Practice Squad for 16 regular-season games and one postseason game with Cincinnati.

FRAGEL, REID — OT #79

Height: 6-8
Weight: 305
College: Ohio State
Experience: Rookie in 2013

2012 games-starts: 0-0
Career games-starts: 0-0
Born: 2-22-91
Hometown: Grosse Pointe Farms, Mich.
Acquired: D7a'13

Seventh-round draft pick lacks experience at OT but is an athletic prospect ... Played just one season at OT at Ohio State, after spending his first three campaigns at tight end ... Made the position switch due to change in coaching staff and offensive scheme, as Buckeyes moved to a spread offensive system in 2012 ... Started every game at ROT as a senior and earned All-Big Ten honorable mention honors despite his lack of experience at the position ... Helped Buckeyes to 12-0 season as a senior.

Career transactions: Selected by Cincinnati in seventh round of 2013 NFL Draft (240th overall) ... Signed with Bengals on 5-10-13.

Coach Marvin Lewis says: "Reid is a big, athletic player who made the transition from a couple positions offensively. He just kept growing, and he was impressive, strength-wise, with what he did at the combine. Just an impressive, young prospect who's still on the come, and we really feel like he's a great addition to the football team up front."

College: Played four seasons (2009-12) at Ohio State ... Played in 51 games, with 21 starts — nine at TE and 12 at OT ... Bulked up from 280 to 310 pounds between his junior and senior seasons, in order to make the switch to OT ... Career receiving totals were 14-for-185, with one TD. 2012—In first and only season playing on the offensive line, aided blocking effort for offense that averaged 423 total yards per game, including 242 per game on the ground (10th in nation) ... All-Big Ten honorable mention, as Buckeyes finished the season undefeated. 2011—Played in all 13 games at TE, with three starts, seeing time mostly as a second TE in short yardage and goal-line situations ... Caught five passes for 64 yards. 2010—Played in all 13 games, with six starts, finishing nine-for-121 receiving, with one TD. 2009—Played in all 13 games, seeing time mostly on special teams.

High school: Attended Grosse Pointe South High School (Grosse Pointe Farms, Mich.), where as a senior he earned all-state and Detroit Free Press "Dream Team" honors while also being named team MVP ... Also lettered in basketball and competed in track and field.

Personal: Hometown is Grosse Pointe Farms, Mich. ... Was a communications major at Ohio State ... Grandfather is legendary coach Joe Stalma, who won 288 high school basketball games at Rossford (Ohio) High School ... Enjoys hockey, and is a fan of Detroit Red Wings ... Last name is pronounced "FRAY-guhl."

GEATHERS, ROBERT — DE #91

Height: 6-3
Weight: 280
College: Georgia
Experience: 10th-year player in 2013

2012 games-starts: 16-16
Career games-starts: 134-104
Born: 8-11-83
Hometown: Georgetown, S.C.
Acquired: D4b'04

Longest-tenured current Bengal entering 2013, Geathers is back for his 10th season after re-signing as an unrestricted free agent ... Has been primarily a starter and always a significant contributor since being selected in fourth-round of the 2004 NFL draft ... Started all 16 games in 2012 at LDE, and has passed 100 mark in career starts (now 104) ... A two-time team leader in sacks, he is one of eight Bengals to have 10 or more sacks in a season, having registered 10.5 in 2006.

Career transactions: Selected by Cincinnati in fourth round of 2004 NFL Draft (117th overall) ... Signed with Bengals on 7-30-04 ... Re-signed with Bengals as restricted free agent on 1-11-07 ... Re-signed with Bengals as unrestricted free agent on 3-12-13.

2012 highlights: Started all 16 games at LDE, totaling 45 tackles, with 3.0 sacks ... Fourth on team with 18 QB pressures ... Four tackles Sept. 30 at Jacksonville ... Four tackles Oct. 14 at Cleveland, including four-yard sack of Brandon Weeden on a third-and-one in Bengals red zone, forcing Browns to settle for FG ... Three tackles Oct. 21 vs. Pittsburgh, with a shared sack ... Four tackles Nov. 11 vs. N.Y. Giants, including team-high 1.5 sacks against Eli Manning ... Led D-line in tackles (seven) Nov. 25 vs. Oakland, and his two tackles for-loss included a shared stop of FB Owen Schmitt on fourth-and-one at Bengals 45 ... Two tackles and three QB pressures on Dec. 9 vs. Dallas ... Two tackles and two QB pressures Dec. 13 at Philadelphia ... Five tackles Dec. 23 at Pittsburgh ... Five tackles in Wild Card playoff on 1-5-13 at Houston.

Previous seasons: 2004—Rookie ranked fourth on Bengals in sacks (3.5) and led line in passes defensed (five) ... Made key plays in four wins in season's second half ... In win Nov. 7 vs. Dallas, had a sack and forced fumble, a key pass defensed, and a QB pressure that led to an intentional grounding penalty ... Had 1.5 sacks in win Nov. 28 vs. Cleveland ... On Dec. 26 vs. N.Y. Giants, his deflection of an Eli Manning pass led to Carl Powell's game-clinching INT with less than a minute to play ... Continued his big-play ways Jan. 2 at Philadelphia, intercepting a Jeff Blake swing pass in the third quarter and returning it 36 yards for TD that gave Bengals a 24-3 lead. 2005—Started every game at RDE, including Wild Card playoff ... His 52 tackles included three sacks ... In crucial win Dec. 4 at Pittsburgh, forced a Hines Ward fumble in second quarter that Bengals recovered at their 25. 2006—His 10.5 sacks were at the time the most by a Bengal since 1983 ... In win Sept. 24 at Pittsburgh, recorded four tackles, including two sacks of Ben Roethlisberger ... Two sacks of Aaron Brooks on Dec. 10 vs. Oakland. 2007—Led team in sacks (3.5) ... Started 12 games at LDE, and started four games (Games 5-8) at SLB, aiding injury-depleted LB corps ... Second on line in tackles (69), and was one of four Bengals to log an entry in every column of defensive stat sheet ... Played dominant role in season-opening win Sept. 10 vs. Baltimore, with line-leading eight tackles, an eight-yard sack, an INT with a 30-yard return, a forced fumble and a fumble recovery. 2008—Started Games 1-11 at LDE, but suffered knee injury in Game 11, Nov. 20 at Pittsburgh ... Placed Nov. 24 on Reserve/Injured list, ending streak of 74 straight games played ... Despite missed time, led team in QB hurries (12) and finished second on line in tackles (56) ... On Nov. 16 vs. Philadelphia, executed a sack-and-strip against Donovan McNabb in first quarter to set up a Cincinnati FG (Bengals recovered fumble). 2009—Started 15 games plus Wild Card playoff at LDE ... Led D-line in tackles (56), including 3.5 sacks, and for the second straight season, he led team in coaches' compilation of QB pressures (13) ... Inactive for Game 16 at N.Y. Jets, resting a knee strain, but returned to start Wild Card playoff on 1-9-10 vs. Jets ... Had line-leading eight tackles in Sept. 27 win vs. Pittsburgh, including a shared sack of Ben Roethlisberger on third down in fourth quarter, forcing Steelers punt that preceded Bengals' game-winning drive ... On Nov. 15 at Pittsburgh, had nine-yard sack of Ben Roethlisberger on first-and-goal from Bengals' eight in second quarter, helping hold Steelers to a FG ... Logged six tackles in Wild Card playoff on 1-9-10 vs. N.Y. Jets. 2010—On Sept. 26 at Carolina, his recovery of a Jonathan Stewart fumble and return to Panthers' 37 set up fourth-quarter drive for TD that iced the game ... Three tackles Nov. 8 vs. Pittsburgh, including nine-yard sack of Ben Roethlisberger in third quarter ... Line-leading six tackles, a QB pressure and a pass defensed in Dec. 26 win that knocked San Diego from playoff contention. 2011—No. 1 on depth chart at LDE, and played in 14 games with 13 starts ... Also started in Wild Card playoff ... Suffered shoulder injury Sept. 11 at Cleveland, rendering him inactive in Games 2-3 ... Had 44 tackles, including 2.5 sacks and two passes defensed ... Supported effort for Bengals defense to rank seventh in NFL in fewest yards allowed per game (316.3) and fourth in fewest yards allowed per offensive play (5.0) ... On Nov. 13 vs. Pittsburgh, had 1.5 sacks, six total tackles (tied for line lead), one tackle-for-loss on a rushing play and an additional QB pressure ... Led line in tackles (seven) Nov. 27 vs. Cleveland, including a four-yard sack of Colt McCoy ... Four tackles in Wild Card playoff on 1-7-12 at Houston.

Take the fumble and run: Geathers holds the team record for fumble return yards in a season, with 113 in 2009. He tied Ray Bentley's team record for a single fumble return when he went 75 yards for a TD at Cleveland, and he added a 38-yard return at Oakland.

All in the family: Geathers has football in his blood. His uncle, Jumpy Geathers, and his father, Robert Sr., were both talented defensive linemen. Jumpy recorded 62 sacks in a 13-year NFL career (1984-96 with New Orleans, Washington, Atlanta and Denver). Robert Sr. starred at South Carolina State and earned a third-round draft selection by Buffalo in 1981 before being hampered by an injury. "My dad gave me a football when I was three years old," Robert Jr. recalls. "That's the first thing I remember, carrying that ball around the house, running from him." One of Geathers' younger brothers, Clifton, played DE in the NFL for Indianapolis in 2012, and another younger brother, Kwame, a nose tackle at Georgia, entered the draft for 2013.

College: Entered NFL Draft after junior season at Georgia ... Started all 14 games as junior in 2003 as Bulldogs posted 11-3 record ... Played 39 games over three seasons ('01-03), but was not full-time starter until '03 ... Had 81 tackles, five sacks, 10 tackles for loss, 22 QB pressures and two INTs for career.

Personal: Hometown is Georgetown, S.C. ... Attended Carvers Bay High School, where he had 100 tackles and nine sacks as senior and 130 tackles with 14 sacks as junior ... Married (wife Adria), with son Robert III and daughter Nina ... Sports studies major at Georgia ... Enjoys family time and speaking to youth groups, and favorite hobby is traveling ... Last name is pronounced as "gathers."

ROBERT GEATHERS' STATISTICS

			DEFENSE							INTERCEPTIONS					SCORING				
YEAR	TEAM	G-S	ST	AT	TT	SKS-YDS	PD	FF	FR-YDS	NO	YDS	AVG	LG	TD	TD	TD-IntRt	TD-FRRt	S	PTS
2004	Cincinnati	14-1	10	12	22	3.5-27	5	1	0-0	1	36	36.0	36t	1	1	1	0	0	6
2005	Cincinnati	16-16	27	25	52	3-20	1	1	0-0	0	0	—	—	0	0	0	0	0	0
2006	Cincinnati	16-0	30	22	52	10.5-62.5	0	0	0-0	0	0	—	—	0	0	0	0	0	0
2007	Cincinnati	16-16	33	36	69	3.5-26	2	1	1-0	1	30	30.0	30	0	0	0	0	0	0
2008	Cincinnati	11-11	30	26	56	2.5-19.5	1	1	1-0	0	0	—	—	0	0	0	0	0	0
2009	Cincinnati	15-15	36	20	56	3.5-28.5	2	1	2-113	0	0	—	—	0	1	0	1	0	6
2010	Cincinnati	16-16	29	26	55	1-9	2	1	1-5	0	0	—	—	0	0	0	0	0	0
2011	Cincinnati	14-13	26	18	44	2.5-8	2	0	0-0	0	0	—	—	0	0	0	0	0	0
2012	Cincinnati	16-16	24	21	45	3-15.5	0	0	0-0	0	0	—	—	0	0	0	0	0	0
CAREER		134-104	245	206	451	33-216	15	6	5-118	2	66	33.0	36t	1	2	1	1	0	12

		SPECIAL TEAMS								KICKOFF RETURNS						PUNT RETURNS					
YEAR	TEAM	ST	AT	TT	FF	FR-YDS	BP	BFG	BXP	NO	YDS	AVG	FC	LG	TD	NO	YDS	AVG	FC	LG	TD
2004	Cincinnati	4	1	5	0	0-0	0	0	0	—	—	—	—	—	—	—	—	—	—	—	—
2007	Cincinnati	0	1	1	0	0-0	0	0	0	—	—	—	—	—	—	—	—	—	—	—	—
CAREER		4	2	6	0	0-0	0	0	0	—	—	—	—	—	—	—	—	—	—	—	—

POSTSEASON

			DEFENSE							INTERCEPTIONS					SCORING				
YEAR	TEAM	G-S	ST	AT	TT	SKS-YDS	PD	FF	FR-YDS	NO	YDS	AVG	LG	TD	TD	TD-IntRt	TD-FRRt	S	PTS
2005	Cincinnati	1-1	2	2	4	0-0	1	0	0-0	—	—	—	—	—	—	—	—	—	—
2009	Cincinnati	1-1	1	5	6	0-0	0	0	0-0	—	—	—	—	—	—	—	—	—	—
2011	Cincinnati	1-1	2	2	4	0-0	0	0	0-0	—	—	—	—	—	—	—	—	—	—
2012	Cincinnati	1-1	3	2	5	0-0	0	0	0-0	—	—	—	—	—	—	—	—	—	—
CAREER		4-4	8	11	19	0-0	1	0	0-0	—	—	—	—	—	—	—	—	—	—

2012 REGULAR-SEASON GAME-BY-GAME

		DEFENSE								INTERCEPTIONS				
DATE	OPPONENT	ST	AT	TT	SKS-YDS	INT-YDS	PD	FF	FR-YDS	NO	YDS	AVG	LG	TD
9-10	at Baltimore	0	0	0	0-0	0-0	0	0	0-0	—	—	—	—	—
9-16	CLEVELAND	1	1	2	0-0	0-0	0	0	0-0	—	—	—	—	—
9-23	at Washington	1	1	2	0-0	0-0	0	0	0-0	—	—	—	—	—
9-30	at Jacksonville	2	2	4	0-0	0-0	0	0	0-0	—	—	—	—	—
10-7	MIAMI	1	3	4	0-0	0-0	0	0	0-0	—	—	—	—	—
10-14	at Cleveland	1	3	4	1-4	0-0	0	0	0-0	—	—	—	—	—
10-21	PITTSBURGH	3	0	3	0.5-2.5	0-0	0	0	0-0	—	—	—	—	—
10-28	— BYE —													
11-4	DENVER	1	2	3	0-0	0-0	0	0	0-0	—	—	—	—	—
11-11	N.Y. GIANTS	3	1	4	1.5-9	0-0	0	0	0-0	—	—	—	—	—
11-18	at Kansas City	1	0	1	0-0	0-0	0	0	0-0	—	—	—	—	—
11-25	OAKLAND	3	4	7	0-0	0-0	0	0	0-0	—	—	—	—	—
12-2	at San Diego	0	1	1	0-0	0-0	0	0	0-0	—	—	—	—	—
12-9	DALLAS	1	1	2	0-0	0-0	0	0	0-0	—	—	—	—	—
12-13	at Philadelphia	2	0	2	0-0	0-0	0	0	0-0	—	—	—	—	—
12-23	at Pittsburgh	3	2	5	0-0	0-0	0	0	0-0	—	—	—	—	—
12-30	BALTIMORE	1	0	1	0-0	0-0	0	0	0-0	—	—	—	—	—
TOTALS		24	21	45	3-15.5	0-0	0	0	0-0	—	—	—	—	—



GHEE, BRANDON — CB #21

Height: 6-0
Weight: 200
College: Wake Forest
Experience: 4th-year player in 2013

2012 games-starts: 0-0
Career games-starts: 13-0
Born: 6-6-87
Hometown: Fayetteville, N.C.
Acquired: D3b'10

Ghee returns for 2013 from Reserve/Injured list, where he spent last season after suffering wrist injury in training camp ... Opened 2011 on Bengals practice squad and joined 53-player roster when CB Leon Hall was lost to injury ... Has appeared in 14 Bengals games (including postseason) ... A three-year starter at Wake Forest, he was one of fastest corners available in 2010 draft, clocked at 4.39 seconds for 40-yard dash.

Career transactions: Selected by Cincinnati in third round of 2010 NFL Draft (96th overall) ... Signed with Bengals on 7-23-10 ... Waived by Bengals on 9-3-11, then signed to Bengals' practice squad on 9-4-11 ... Signed to Bengals' roster on 11-14-11.

2012 recap: Opened training camp as a candidate for increased playing time on defense, but suffered wrist injury in practice on Aug. 2 ... Placed on Reserve/Injured list due to the wrist injury on Aug. 24.

Previous seasons: 2010—Inactive for Games 1-2, after suffering hit to the head while making a tackle in preseason on Aug. 28 at Buffalo ... Made NFL debut Oct. 10 vs. Tampa Bay, playing on special teams ... Had one special teams tackle in each of the six games he played ... Had one tackle on defense on Nov. 21 vs. Buffalo ... Placed Dec. 8 on Reserve/Injured list after groin injury suffered during Buffalo game ... Despite limited playing time, tied for fifth on the team for season in special teams stops. 2011—Battled injuries early in training camp ... Played in final two preseason games ... On Bengals practice squad for Games 1-9 ... Signed to active roster after Game 9, and played in Games 10-16 and in Wild Card playoff on special teams ... One special teams tackle in regular season.

College: Played three seasons (2007-09) at Wake Forest, appearing in 36 games with 34 starts ... Had only one career INT, but contributed 25 passes defensed, five forced fumbles, two fumble recoveries, 12.5 tackles for loss, two sacks and a blocked punt ... Helped Deacons reach and win two bowl games ... Entered Wake Forest program in 2005, but was redshirted (did not play), and did not see action in '06 due to eligibility issues.

Personal: Hometown is Fayetteville, N.C. ... Attended Jack Britt High School, where he earned all-state honors at CB and all-region accolades at WR ... Also lettered in track and field in high school, posting times of 10.5 in 100 meters and 21.47 in 200 meters ... Communications major at Wake Forest ... Last name is pronounced "JEE."

BRANDON GHEE'S STATISTICS

			DEFENSE							INTERCEPTIONS					SCORING				
YEAR	TEAM	G-S	ST	AT	TT	SKS-YDS	PD	FF	FR-YDS	NO	YDS	AVG	LG	TD	TD	TD-IntRt	TD-FRRt	S	PTS
2010	Cincinnati	6-0	1	0	1	0-0	0	0	0-0	—	—	—	—	—	—	—	—	—	—
2011	Cincinnati	7-0	0	0	0	0-0	0	0	0-0	—	—	—	—	—	—	—	—	—	—
2012	Cincinnati	0-0	DID NOT PLAY*							DID NOT PLAY*					DID NOT PLAY*				
CAREER		13-0	1	0	1	0-0	0	0	0-0	—	—	—	—	—	—	—	—	—	—

		SPECIAL TEAMS								KICKOFF RETURNS						PUNT RETURNS					
YEAR	TEAM	ST	AT	TT	FF	FR-YDS	BP	BFG	BXP	NO	YDS	AVG	FC	LG	TD	NO	YDS	AVG	FC	LG	TD
2010	Cincinnati	5	1	6	0	0-0	0	0	0	—	—	—	—	—	—	—	—	—	—	—	—
2011	Cincinnati	1	0	1	0	0-0	0	0	0	—	—	—	—	—	—	—	—	—	—	—	—
CAREER		6	1	7	0	0-0	0	0	0	—	—	—	—	—	—	—	—	—	—	—	—

POSTSEASON

			DEFENSE							INTERCEPTIONS					SCORING				
YEAR	TEAM	G-S	ST	AT	TT	SKS-YDS	PD	FF	FR-YDS	NO	YDS	AVG	LG	TD	TD	TD-IntRt	TD-FRRt	S	PTS
2011	Cincinnati	1-0	0	0	0	0-0	0	0	0-0	—	—	—	—	—	—	—	—	—	—
2012	Cincinnati	0-0	DID NOT PLAY*							DID NOT PLAY*					DID NOT PLAY*				
CAREER		1-0	0	0	0	0-0	0	0	0-0	—	—	—	—	—	—	—	—	—	—

* NOTE: Ghee was on the Reserve/Injured list for 16 regular-season games and one postseason game with Cincinnati in 2012.

GILBERRY, WALLACE — DE #95

Height: 6-2
Weight: 275
College: Alabama
Experience: 6th-year player in 2013

2012 games-starts: 14-0 (0-0 T.B.; 14-0 Cin.)
Career games-starts: 67-3
Born: 12-5-84
Hometown: Bay Minette, Ala.
Acquired: FA'12

A consistent playmaker during his 2012 season with the Bengals, Gilberry looks for his first full season of action with Cincinnati in '13 ... Was signed as free agent the week of Game 3 last year and finished third on the team in sacks (6.5) ... Tied for the team lead in fumble recoveries (three) and returned one at Philadelphia for first career TD ... Added one forced fumble ... Has 20.5 career sacks ... Played from 2008-11 with Kansas City ... Played in 54 games for the Chiefs, including one postseason, and played in every game from 2009-11 ... Had career-best 7.0 sacks in 2010, helping lead Chiefs to AFC West championship ... Has career totals of five forced fumbles, five fumble recoveries and five passes defensed.

Career transactions: Signed as college free agent with N.Y. Giants on 5-6-08 ... Waived by Giants on 8-31-08 ... Signed to Giants' practice squad on 9-1-08 ... Signed to Kansas City roster on 11-5-08 ... Re-signed with Chiefs on 7-31-11 ... Signed with Tampa Bay as unrestricted free agent on 6-4-12 ... Released by Buccaneers on 9-14-12 ... Signed as free agent with Cincinnati on 9-18-12 ... Re-signed with Bengals as unrestricted free agent on 3-12-13.

2012 general: Signed with Tampa Bay as unrestricted free agent on June 5 ... Played in all four preseason games for Bucs, with one start ... Inactive for Tampa Bay in Sept. 9 season opener, and released on Sept. 14 ... Signed as free agent with Bengals on Sept. 18, and played in all 14 games after joining the team (Games 3-16) ... Totaled 34 tackles, 6.5 sacks (third on team), a forced fumble and three fumble recoveries (tied for team lead) ... Logged nine QB pressures and two tackles-for-loss.

2012 game-by-game: Made Bengals debut Sept. 23 at Washington, with two tackles ... Two tackles Oct. 14 at Cleveland, including nine-yard sack of Brandon Weeden in the second quarter ... Two tackles Oct. 21 vs. Pittsburgh, and recovered Ben Roethlisberger fumble in the second quarter that led to Bengals TD ... On Nov. 11 vs. N.Y. Giants, had a sack-and-strip against Eli Manning in fourth quarter, recovering the fumble himself at Giants 41 ... Three tackles Nov. 25 vs. Oakland, including a 10-yard sack of Carson Palmer and one additional QB pressure ... Four tackles Dec. 2 at San Diego, including a two-yard sack of Philip Rivers ... Two tackles Dec. 9 vs. Dallas, along with one QB pressure ... Two tackles Dec. 13 at Philadelphia, and recovered a Nick Foles fumble in the third quarter and returned it 25 yards for a TD, extending Bengals lead to 24-13 ... Three tackles, including a shared sack, on Dec. 23 at Pittsburgh, and had one QB pressure ... Four tackles Dec. 30 vs. Baltimore, including a 10-yard sack and an additional TFL.

Previous seasons: 2008—On Kansas City roster for final eight games, playing in five and inactive for three ... Logged two tackles on defense and a special teams stop ... One tackle in NFL debut on Nov. 9 at San Diego. 2009—Played in every Chiefs game and finished second on team in sacks (4.5) ... Credited with 33 tackles and five QB pressures ... Posted first career sack Sept. 20 vs. Oakland, downing JaMarcus Russell ... Sacked Carson Palmer on Dec. 27 at Bengals. 2010—Played in every game with two starts as Chiefs won AFC West with 10-6 record, and posted career-best seven sacks ... Also had 15 QB pressures, two forced fumbles, two fumble recoveries and two passes defensed ... Had three sacks of Sam Bradford on Dec. 19 at St. Louis, with three additional QB pressures, and forced a Bradford fumble. 2011—Played in all 16 games for Kansas City ... Logged 2.5 sacks, two forced fumbles and three passes defensed ... On Sept. 25 at San Diego, had sack-and-strip against Philip Rivers (Chargers recovered fumble) ... On Nov. 21 at New England, had sack-and-strip against Tom Brady, with Chiefs recovering fumble at their 27.

College: Played four seasons (2004-07) at Alabama, with a redshirt year in 2003 ... Totaled 50 games with 38 starts, logging 188 tackles, 22.5 sacks and 38 QB pressures ... His 60.5 tackles-for-loss was second-most in school history, behind only future NFL Hall of Famer Derrick Thomas (74.0).

Personal: Hometown is Bay Minette, Ala. ... Attended Baldwin County High School ... Earned degree from Alabama in telecommunications ... Has a son, Brady.

WALLACE GILBERRY'S STATISTICS

			DEFENSE							INTERCEPTIONS					SCORING				
YEAR	TEAM	G-S	ST	AT	TT	SKS-YDS	PD	FF	FR-YDS	NO	YDS	AVG	LG	TD	TD	TD-IntRt	TD-FRRt	S	PTS
2008	Kansas City	5-0	2	0	2	0-0	0	0	0-0	—	—	—	—	—	0	0	0	0	0
2009	Kansas City	16-0	27	6	33	4.5-32.5	0	0	0-0	—	—	—	—	—	0	0	0	0	0
2010	Kansas City	16-2	18	4	22	7-50	2	2	2-0	—	—	—	—	—	0	0	0	0	0
2011	Kansas City	16-1	6	2	8	2.5-7.5	3	2	0-0	—	—	—	—	—	0	0	0	0	0
2012	Tampa Bay	0-0				DID NOT PLAY*					DID NOT PLAY*					DID NOT PLAY*			
	Cincinnati	14-0	14	20	34	6.5-48	0	1	3-31	—	—	—	—	—	0	0	1	0	6
K.C. TOTALS		53-3	53	12	65	14-90	5	4	2-0	—	—	—	—	—	0	0	0	0	0
T.B. TOTALS		0-0	0	0	0	0-0	0	0	0-0	—	—	—	—	—	0	0	0	0	0
CIN. TOTALS		14-0	14	20	34	6.5-48	0	1	3-31	—	—	—	—	—	0	0	1	0	6
CAREER		67-3	67	32	99	20.5-138	5	5	5-31	—	—	—	—	—	0	0	1	0	6

		SPECIAL TEAMS								KICKOFF RETURNS						PUNT RETURNS					
YEAR	TEAM	ST	AT	TT	FF	FR-YDS	BP	BFG	BXP	NO	YDS	AVG	FC	LG	TD	NO	YDS	AVG	FC	LG	TD
2008	Kansas City	0	1	1	0	0-0	0	0	0	—	—	—	—	—	—	—	—	—	—	—	—
2009	Kansas City	1	0	1	0	0-0	0	0	0	—	—	—	—	—	—	—	—	—	—	—	—
CAREER		1	1	2	0	0-0	0	0	0	—	—	—	—	—	—	—	—	—	—	—	—

POSTSEASON

			DEFENSE							INTERCEPTIONS					SCORING				
YEAR	TEAM	G-S	ST	AT	TT	SKS-YDS	PD	FF	FR-YDS	NO	YDS	AVG	LG	TD	TD	TD-IntRt	TD-FRRt	S	PTS
2010	Kansas City	1-0	0	0	0	0-0	0	0	0-0	—	—	—	—	—	—	—	—	—	—
2012	Cincinnati	1-0	2	0	2	0-0	0	0	0-0	—	—	—	—	—	—	—	—	—	—
K.C. TOTALS		1-0	0	0	0	0-0	0	0	0-0	—	—	—	—	—	—	—	—	—	—
CIN. TOTALS		1-0	2	0	2	0-0	0	0	0-0	—	—	—	—	—	—	—	—	—	—
CAREER		2-0	2	0	2	0-0	0	0	0-0	—	—	—	—	—	—	—	—	—	—

* NOTE: Gilberry was inactive for one regular-season game with Tampa Bay in 2012.

2012 REGULAR-SEASON GAME-BY-GAME

		DEFENSE								INTERCEPTIONS				
DATE	OPPONENT	ST	AT	TT	SKS-YDS	INT-YDS	PD	FF	FR-YDS	NO	YDS	AVG	LG	TD
					Tampa Bay									
9-9	CAROLINA				INACTIVE						INACTIVE			
9-16	at N.Y. Giants				NOT WITH AN NFL TEAM						NOT WITH AN NFL TEAM			
					Cincinnati									
9-23	at Washington	0	2	2	0-0	0-0	0	0	0-0	—	—	—	—	—
9-30	at Jacksonville	1	1	2	0-0	0-0	0	0	0-0	—	—	—	—	—
10-7	MIAMI	0	1	1	0-0	0-0	0	0	0-0	—	—	—	—	—
10-14	at Cleveland	1	1	2	1-9	0-0	0	0	0-0	—	—	—	—	—
10-21	PITTSBURGH	0	2	2	0-0	0-0	0	0	1-0	—	—	—	—	—
10-28	— BYE —													
11-4	DENVER	1	1	2	0-0	0-0	0	0	0-0	—	—	—	—	—
11-11	N.Y. GIANTS	1	1	2	1-8	0-0	0	1	1-6	—	—	—	—	—
11-18	at Kansas City	2	1	3	0-0	0-0	0	0	0-0	—	—	—	—	—
11-25	OAKLAND	1	2	3	1-10	0-0	0	0	0-0	—	—	—	—	—
12-2	at San Diego	2	2	4	1-2	0-0	0	0	0-0	—	—	—	—	—
12-9	DALLAS	0	2	2	0-0	0-0	0	0	0-0	—	—	—	—	—
12-13	at Philadelphia	2	0	2	1-3	0-0	0	0	1-25	—	—	—	—	—
12-23	at Pittsburgh	1	2	3	0.5-6	0-0	0	0	0-0	—	—	—	—	—
12-30	BALTIMORE	2	2	4	1-10	0-0	0	0	0-0	—	—	—	—	—
T.B. TOTALS		0	0	0	0-0	0-0	0	0	0-0	—	—	—	—	—
CIN. TOTALS		14	20	34	6.5-48	0-0	0	1	3-31	—	—	—	—	—
2012 TOTALS		14	20	34	6.5-48	0-0	0	1	3-31	—	—	—	—	—



GOARD, TYRONE — WR #17

Height: 6-4
Weight: 205
College: Eastern Kentucky
Experience: Rookie in 2013

2012 games-starts: 0-0
Career games-starts: 0-0
Born: 4-30-90
Hometown: Charleston, W.Va.
Acquired: CFA'13

College free agent signee saw action in 36 games with 26 starts at Eastern Kentucky ... Left Eastern ranked among the top 10 in program history in receiving yards (1842 — ninth) and TD catches (24 — tied for second).

Career transactions: Signed with Cincinnati as college free agent on 4-30-13.

More college highlights: Played four seasons (2009-12) at Eastern Kentucky, with a redshirt year in 2008 ... Earned second-team All-Ohio Valley Conference honors as both a junior and senior. 2012—Played in 10 games with nine starts as a senior ... Tied program single-game record with four TD catches in win over Tennessee-Martin, and finished game with career-high 175 receiving yards ... Notched three other 100-yard receiving games including 152 yards and a TD in the finale against Murray State. 2011—As a junior, tied for OVC lead with 11 receiving TDs, and his team leads also included receptions (39), receiving yards (627) and yards-per-catch (16.1). 2010—As a sophomore, played in all 11 games with six starts, and was second on team in receptions (20) and receiving yards (315) ... His first-quarter TD grab against Jacksonville State was an ESPN SportsCenter "top play". 2009—Appeared in three games (no statistics) as a freshman. 2008—Redshirted as true freshman.

High school: Attended Capital High School in Charleston, W.Va., where he was named second-team Division 3-A all-state as a senior, with 53 receptions for 879 yards and nine TDs ... Also played on basketball team, averaging 11.8 points per game as a senior.

Personal: Hometown is Charleston, West Va. ... Last name is pronounced "GORD."

GREEN, A.J. WR #18

Height: 6-4
Weight: 207
College: Georgia
Experience: 3rd-year player in 2013

2012 games-starts: 16-16
Career games-starts: 31-31
Born: 7-31-88
Hometown: Summerville, S.C.
Acquired: D1'11

The future appears unlimited for Cincinnati's top 2011 draft choice as he enters his third NFL season ... Was selected to the Pro Bowl in initial voting in both 2011 and '12, and in '12 he earned his first nod as a starter in the game ... Was the top AFC vote-getter at WR in 2012 on prestigious Associated Press All-Pro team, earning a second-team berth as his vote total trailed only two NFC players — Detroit's Calvin Johnson and Chicago's Brandon Marshall ... Was tied for second in the AFC in TD receptions (11), and ranked fourth in the conference in catches (97) and fifth in receiving yards (1350) ... Was named the AFC Offensive Player of the Month for September ... Continues to excel even beyond his impressive numbers, showing an exceptional ability to make the tough catch ... In 2011, he was the first rookie WR voted to the Pro Bowl since the 2003 season, when Arizona's Anquan Boldin earned the honor ... Was the first Bengals rookie at any position voted to the Pro Bowl in more than 30 years, since WR Cris Collinsworth in 1981.

Career transactions: Selected by Cincinnati in first round of 2011 NFL Draft (fourth overall) ... Signed with Bengals on 7-28-11.

Pro Bowl participation: Selected to and played in two games ... Voted as a starter for 2012 season game and scored three TDs (one from Peyton Manning and two from Andrew Luck), becoming the seventh player in game history with three or more scores ... Led all receivers in '12 game in yards (119) and led AFC in catches (seven) ... In 2011 season (game at Honolulu), had two catches for 42 yards, including 34-yard TD from Ben Roethlisberger.

2012 general: Started all 16 games and led team in receptions (97), receiving yards (1350) and TDs (11) ... Also had four rushes for 38 yards ... Tied for fourth in NFL in receiving TDs (11), ranking behind Green Bay's James Jones (14), Denver's Eric Decker (13) and Dallas' Dez Bryant (12).

Only A.J.: With 101 receptions, 1550 receiving yards and 11 TDs in his first 20 NFL games, Green became first player in NFL history to hit the benchmark trifecta of 100 receptions, 1500 receiving yards and 10 TDs in that span. His 20th game was on Oct. 7 vs. Miami.

The streak: Green's nine-game streak in 2012 with at least one TD (Games 2-10) set a Bengals record for longest streak in a single season, bettering eight by T.J. Houshmandzadeh in 2007 ... Fell one short of team record for overall consecutive games with a score, set at 10 by Carl Pickens over last five games of 1994 and first five of '95 ... Upon hitting nine, streak was the longest active in NFL ... In the receiving-TDs category, Green became only the second player in 48 years to record a single-season streak of nine games. The only other instance since 1984 was an NFL-record 12-gamer by Jerry Rice in 1987. Green's streak of nine is tied for third-longest (single season) in NFL history, equaling a run by Lance Alworth in 1963. The second-longest streak has been 10 games by Elroy "Crazylegs" Hirsch in 1951.

Two-season terror: Green's 162 career receptions are second-most in NFL history for a player in his first two seasons. The only receiver ahead of him has been Marques Colston of New Orleans (168).

AFC's best: Green was named by NFL as AFC Offensive Player of the Month for September ... In four September games, he led the conference in receptions (27), was second in receiving yards (428) and was tied for most receiving TDs (three).

2012 game-by-game: Gained 58 yards on a team-leading seven catches Sept. 16 vs. Cleveland, and scored on a 10-yard reception in second quarter ... Caught nine for career-high 183 yards on Sept. 23 at Washington, including career-long 73-yarder for TD on game's first scrimmage play, pass thrown out of Wildcat formation by WR Mohamed Sanu ... Caught six-for-117 Sept. 30 at Jacksonville, getting back-to-back 100-yard games for first time in his career, and his 18-yard TD in the fourth quarter gave Bengals a 24-10 lead ... Nine-for-65 receiving Oct. 7 vs. Miami, including a two-yard TD ... Caught seven-for-135 and two TDs (four and 57 yards) on Oct. 14 at Cleveland — his first career multiple-TD game ... Only reception Oct. 21 vs. Pittsburgh was eight-yard TD ... Seven-for-99 receiving on Nov. 4 vs. Denver, including a 10-yard TD in third quarter ... Seven-for-85 receiving on Nov. 11 vs. N.Y. Giants, including 56-yard TD on game's opening possession ... Six receptions for 91 yards Nov. 18 at Kansas City, with one TD — a four-yarder against double coverage that he snagged with one hand in the end zone ... Totaled 111 yards on only three catches on Nov. 25 vs. Oakland, and also had two rushes for 21 yards ... Nine receptions for 85 yards on Dec. 2 at San Diego ... Three receptions for 44 yards on Dec. 9 vs. Dallas ... Six receptions for 57 yards on Dec. 13 at Philadelphia, including a leaping 11-yard grab on third-and-nine in the third quarter to keep alive a Bengals TD drive, and a five-yard TD in the fourth quarter ... Had season-high 10 receptions (also tied career high) for 116 yards on Dec. 23 at Pittsburgh, including 21-yarder to the Steelers' 25-yard line with :08 remaining, setting up game-winning FG ... Two-for-26 receiving on Dec. 30 at Baltimore, as starters were largely rested for playoffs ... Led team in receptions (five) and receiving yards (80) in Wild Card playoff on 1-5-13 at Houston.

2011: Led Bengals, and all NFL rookies, in receptions (65) and receiving yards (1057) ... Led Bengals in TDs (seven), and second among rookies in receiving TDs ... Set Bengals rookie record for most receiving yards, passing Cris Collinsworth's record of 1009, and fell two short of Collinsworth's rookie receptions record of 67 ... Had had 11 receptions of 35 or more yards, tied with Calvin Johnson of Detroit and Victor Cruz of the N.Y. Giants for most in the NFL, and his total was the most by an NFL rookie since 1998, when Minnesota's Randy Moss had 14 ... His four 100-yard receiving games set Bengals rookie season record ... In his pro debut on Sept. 11 at Cleveland, Green put Bengals ahead to stay in fourth quarter with 41-yard TD catch from Bruce Gradkowski, a play certified as longest game-winning TD catch in NFL history by a rookie playing in his team's season opener ... On Sept. 18 at Denver, hooked up with rookie QB Andy Dalton for 10 receptions, the only time in league annals a rookie passing duo has hit double figures in completions ... Had one reception Nov. 13 vs. Pittsburgh — a leaping 36-yard TD over two defenders in second quarter, but suffered knee strain upon landing and missed the next game ... Three-for-110 receiving on Nov. 27 vs. Cleveland, including a 51-yarder to the Cleveland two on a third-and-eight late in the fourth quarter, setting up Mike Nugent's game-winning FG ... Had game highs in receptions (six) and receiving yards (87) on Dec. 4 at Pittsburgh, along with one TD — an 11-yarder in the second quarter ... Six receptions for 115 yards Dec. 18 at St. Louis, including a 55-yarder to Rams two in first quarter ... Caught five-for-47 in Wild Card playoff on 1-7-12 at Houston.

College: Played three seasons (2008-10) at Georgia, and was a consensus choice after his junior season as nation's top WR prospect ... In just 32 career games, he posted the third-most receptions (166) and third-most receiving yards (2619) in Bulldogs history ... His 23 TD catches ranked second in program annals ... Named to Georgia's Team of the Decade ... Playing in only nine games as a junior, he led team with 57 catches, 848 receiving yards and career-best nine TDs ... Played 10 games a sophomore and led team in catches (53), receiving yards (808) and receiving TDs (six) ... In 2008, his career-best 963 receiving yards helped earn him SEC Freshman of the Year honors, and on special teams, he blocked a FG attempt vs. Arizona State.

Personal: Hometown is Summerville, S.C. ... Attended Summerville High School, where he was a four-time all-state selection by Associated Press ... Was the only prep junior named to USA Today's 2006 All-USA team ... Also lettered in baseball and track ... Housing major at Georgia, and earned spot on Athletic Director's academic honor roll ... His initials stand for "Adriel Jeremiah."

A.J. GREEN'S STATISTICS

			RECEIVING					RUSHING					SCORING					
YEAR	TEAM	G-S	NO	YDS	AVG	LG	TD	ATT	YDS	AVG	LG	TD	TD	TD-R	TD-P	TD-Rt	2-PtC	PTS
2011	Cincinnati	15-15	65	1057	16.3	58	7	5	53	10.6	22	0	7	0	7	0	0	42
2012	Cincinnati	16-16	97	1350	13.9	73t	11	4	38	9.5	20	0	11	0	11	0	0	66
CAREER		31-31	162	2407	14.9	73t	18	9	91	10.1	22	0	18	0	18	0	0	108

RECEIVING SINGLE-GAME HIGHS: RECEPTIONS—10 (two times; most recently on 12-23-12 at Pittsburgh). YARDS—183 (9-23-12 at Washington). LONG—73t (9-23-12 at Washington). TOUCHDOWNS—2 (10-14-12 at Cleveland).

RUSHING SINGLE-GAME HIGHS: ATTEMPTS—2 (two times; most recently 11-25-12 vs. Oakland). YARDS—25 (12-24-11 vs. Arizona). LONG—22 (12-24-11 vs. Arizona). TOUCHDOWNS—(none).

POSTSEASON

			RECEIVING					RUSHING					SCORING					
YEAR	TEAM	G-S	NO	YDS	AVG	LG	TD	ATT	YDS	AVG	LG	TD	TD	TD-R	TD-P	TD-Rt	2-PtC	PTS
2011	Cincinnati	1-1	5	47	9.4	21	0	—	—	—	—	—	—	—	—	—	—	—
2012	Cincinnati	1-1	5	80	16.0	45	0	—	—	—	—	—	—	—	—	—	—	—
CAREER		2-2	10	127	12.7	45	0	—	—	—	—	—	—	—	—	—	—	—

CAREER GAME-BY-GAME

		RECEIVING					RUSHING				
DATE	OPPONENT	NO	YDS	AVG	LG	TD	ATT	YDS	AVG	LG	TD
2011 / CINCINNATI											
9-11	at Cleveland	1	41	41.0	41t	1	0	0	—	—	0
9-18	at Denver	10	124	12.4	26	1	0	0	—	—	0
9-25	SAN FRANCISCO	4	29	7.3	18	0	0	0	—	—	0
10-2	BUFFALO	4	118	29.5	58	0	1	6	6.0	6	0
10-9	at Jacksonville	5	90	18.0	37t	1	0	0	—	—	0
10-16	INDIANAPOLIS	5	51	10.2	22	1	0	0	—	—	0
10-23	— BYE —										
10-30	at Seattle	4	63	15.8	43t	1	0	0	—	—	0
11-6	at Tennessee	7	83	11.9	23	0	0	0	—	—	0
11-13	PITTSBURGH	1	36	36.0	36t	1	1	7	7.0	7	0
11-20	at Baltimore			INACTIVE					INACTIVE		
11-27	CLEVELAND	3	110	36.7	51	0	0	0	—	—	0
12-4	at Pittsburgh	6	87	14.5	43	1	1	15	15.0	15	0
12-11	HOUSTON	5	59	11.8	36	0	0	0	—	—	0
12-18	at St. Louis	6	115	19.2	55	0	0	0	—	—	0
12-24	ARIZONA	2	25	122.5	17	0	2	25	12.5	22	0
1-1	BALTIMORE	2	26	13.0	18	0	0	0	—	—	0
Postseason											
1-7	at Houston	5	47	9.4	21	0	0	0	—	—	0
2012 / CINCINNATI											
9-10	at Baltimore	5	70	14.0	19	0	0	0	—	—	0
9-16	CLEVELAND	7	58	8.3	12	1	0	0	—	—	0
9-23	at Washington	9	183	20.3	73t	1	1	11	11.0	11	0
9-30	at Jacksonville	6	117	19.5	42	1	0	0	—	—	0
10-7	MIAMI	9	65	7.2	18	1	0	0	—	—	0
10-14	at Cleveland	7	135	19.3	57t	2	0	0	—	—	0
10-21	PITTSBURGH	1	8	8.0	8t	1	0	0	—	—	0
10-28	— BYE —										
11-4	DENVER	7	99	14.1	37	1	1	6	6.0	6	0
11-11	N.Y. GIANTS	7	85	12.1	56t	1	0	0	—	—	0
11-18	at Kansas City	6	91	15.2	40	1	0	0	—	—	0
11-25	OAKLAND	3	111	37.0	48	0	2	21	10.5	20	0
12-2	at San Diego	9	85	9.4	16	0	0	0	—	—	0
12-9	DALLAS	3	44	14.7	17	0	0	0	—	—	0
12-13	at Philadelphia	6	57	9.5	13	1	0	0	—	—	0
12-23	at Pittsburgh	10	116	11.6	21	0	0	0	—	—	0
12-30	BALTIMORE	2	26	13.0	17	0	0	0	—	—	0
Postseason											
1-5	at Houston	5	80	16.0	45	0	0	0	—	—	0

GREEN-ELLIS, BENJARVUS — HB #42

Height: 5-11
Weight: 220
College: Mississippi
Experience: 6th-year player in 2013

2012 games-starts: 15-15
Career games-starts: 68-35
Born: 7-2-85
Hometown: New Orleans, La.
Acquired: UFA(N.E.)'12

Green-Ellis enters second Bengals season after gaining a career-high 1094 rushing yards last year (topping 1008 for New England in 2010) ... Rushed for 100-plus yards four times in a five-game stretch (Games 10-12 and 14), only second Bengals instance of four 100-yarders in span of five team games ... Led NFL in third-and-one rushing conversions (14), failing to convert third-and-one only once ... Totaled six TDs (second on team; all rushing), after ranking second in the NFL from 2010-11 in rushing TDs (24) ... Spent all four of his previous seasons with New England, and in 2011 he led Patriots in rushing yards, TDs and postseason rushing yards ... Has risen to NFL success after entering the league as a college free agent.

Career transactions: Signed 5-2-08 with New England as college free agent ... Waived by Patriots on 8-30-08, then signed 8-31-08 to Patriots' practice squad ... Signed 1-11-08 to Patriots' roster ... Re-signed with Patriots as restricted free agent on 8-3-11 ... Signed with Cincinnati as unrestricted free agent on 3-22-12.

Rare territory: Green-Ellis had 100-plus rushing yards four times in five-game stretch (Games 10-12 and 14), a Bengals accomplishment not previously turned in since the inaugural season of 1968. Paul Robinson did it in a club-record four straight games in '68 (Games 8-11), so he also qualifies as having done it four times in five games. In 1980, FB Pete Johnson had four 100-yarders in a span of five games in which he played, but due to some injury-related deactivations, he did not accomplish it in a span of five team games. Though he did not break the 100-yard rushing mark in all five games, Green-Ellis did reach 100 yards from scrimmage all five times.

Best on third-and-one: Green-Ellis not only led the NFL last season in third-and-one rushing conversions (14), he had only 15 attempts. The second-place player, Houston's Arian Foster at 13, had 19 tries. Though seven rushers were ahead of Green-Ellis' 93.3 percent success rate, all at 100 percent, only one had more than six attempts (Jets' Shonn Greene at 10).

Historic streak comes to rest at 589: Green-Ellis coughed up a fumble (lost) on Sept. 23 at Washington, but it was the first fumble of his NFL career. Before the fumble, he had reached 589 career combined rushes and receptions without one. The Elias Sports Bureau reports the 589 as the longest start-of-career streak in the NFL since 1945, when individual player fumbles were first recorded on a regular basis. Green-Ellis also has 65 career rushes/receptions without a fumble in postseason play, covering four games for New England and one for Cincinnati.

Nose for the end zone: Over the last three seasons, Green-Ellis' total of 30 rushing TDs ranks fourth in the NFL, behind only Arian Foster (41), Adrian Peterson (36) and Michael Turner (33).

2012 general: Started Games 1-15, rushing 278-for-1094 (3.9), with six TDs, and had 22 receptions for 104 yards ... Active DNP on Dec. 30 vs. Baltimore, due to hamstring injury suffered in warmups ... Converted 20-of-25 rushes on third or fourth down with two or fewer yards to go.

2012 game-by-game: On Sept. 10 at Baltimore, rushed 18-for-91 (5.1), with six-yard TD on fourth-and-one play, and also had four-yard reception ... Rushed 21-for-75 (3.6) on Sept. 16 vs. Cleveland, and had three receptions for 30 yards ... Rushed 26-for-82 on Sept. 30 at Jacksonville, and had two receptions for 12 yards ... Rushed 17-for-56 (3.3) on Nov. 4 vs. Denver, including a two-yard TD run that gave Bengals the lead in fourth quarter ... Rushed for 101 yards on 25 carries (4.0) on Nov. 18 at Kansas City, including a one-yard rushing TD ... Rushed 19-for-129 on Nov. 25 vs. Oakland, with one TD and a career-long 48-yard rush ... Rushed 25-for-118 on Dec. 2 at San Diego, including a 41-yarder ... Rushed 12-for-89 (7.4) on Dec. 9 vs. Dallas, and had three receptions for 13 yards, logging fourth straight game of 100-plus yards from scrimmage ... Rushed 25-for-106 on Dec. 13 at Philadelphia, with one TD — a one-yarder on Bengals' opening drive. ... On Dec. 23 at Pittsburgh, held to season-low 14 rushing yards (on 15 carries) by run-stacked Steelers defense ... Rushed 11-for-63 (5.7) in Wild Card playoff on 1-5-13 at Houston, with two receptions for minus-nine yards.

Previous seasons: 2008—Rookie played in nine Patriots games with three starts after being signed to roster from practice squad ... Rushed 74-for-275, contributing to Patriots' best team total (2278) since 1985, and his five rushing TDs were second on team ... Made NFL debut Oct. 12 at San Diego ... Scored first TD on one-yard run Oct. 20 vs. Denver. 2009—Played in 12 New England games (inactive for four), and was inactive for postseason game vs. Baltimore ... Rushing total of 26-for-114 included seven-for-67 day in win Oct. 18 vs. Tennessee ... Added five special teams tackles. 2010—Played in every Patriots regular-season game, with 11 starts, and saw action in the team's one postseason game ... Led team in regular season with 1008 rushing yards on 229 attempts (4.4), first Patriot to rush for 1000 since 2004 (Corey Dillon) ... With 13 TDs (all rushing), fell one short of Curtis Martin's club record for rushing scores ... Had a pair of 100-yard rushing games, 17-for-112 on Oct. 31 vs. Minnesota and 19-for-104 on Dec. 26 at Buffalo. 2011—Led AFC champion Patriots in rushing yards (667), TDs (11) and postseason rushing yards (140) ... Played in all 19 games (including postseason) ... Had six starts in regular season and two starts in postseason ... Recorded three two-TD games, in wins Oct. 9 vs. Jets, Nov. 27 vs. Philadelphia and on 1-1-12 vs. Buffalo ... Rushed for career-high 136 yards on 27 carries (5.0 average) in Oct. 9 win vs. Jets, with a 13-yard reception ... Had career-long 53-yard reception in season finale vs. Buffalo ... Led all rushers with 68 yards on 15 carries in AFC title win 1-22-12 vs. Baltimore, with one rushing TD ... In Super Bowl vs. N.Y. Giants, led Patriots in carries and yards (10-44), and had two catches for 15 yards.

College: Played two seasons (2006-07) for Mississippi after transferring from Indiana, where he played in 2003-04 ... As an Ole Miss senior, became only the second Rebel to reach 1000 rushing yards twice in a career ... Set an Ole Miss record as a junior with 234 rushing attempts ... Posted totals of 938 and 794 rushing yards in his two seasons at Indiana, with 12 TDs.

Personal: Hometown is New Orleans, La. ... Attended St. Augustine High School, where he lettered in football and track ... Business management major at Mississippi ... Nicknamed "The Law Firm" by his teammates at New England, due to his multi-part name.

BENJARVUS GREEN-ELLIS' STATISTICS

			RUSHING					RECEIVING					SCORING					
YEAR	TEAM	G-S	ATT	YDS	AVG	LG	TD	NO	YDS	AVG	LG	TD	TD	TD-R	TD-P	TD-Rt	2-PtC	PTS
2008	New England	9-3	74	275	3.7	15	5	3	37	12.3	20	0	5	5	0	0	0	30
2009	New England	12-0	26	114	4.4	29	0	2	11	5.5	6	0	0	0	0	0	0	0
2010	New England	16-11	229	1008	4.4	33t	13	12	85	7.1	16	0	13	13	0	0	0	78
2011	New England	16-6	181	667	3.7	18	11	9	159	17.7	53	0	11	11	0	0	0	66
2012	Cincinnati	15-15	278	1094	3.9	48	6	22	104	4.7	13	0	6	6	0	0	0	36
N.E. TOTALS		53-20	510	2064	4.0	33t	29	26	292	11.2	53	0	29	29	0	0	0	174
CIN. TOTALS		15-15	278	1094	3.9	48	6	22	104	4.7	13	0	6	6	0	0	0	36
CAREER		68-35	788	3158	4.0	48	35	48	396	8.3	53	0	35	35	0	0	0	210

		SPECIAL TEAMS								KICKOFF RETURNS						PUNT RETURNS					
YEAR	TEAM	ST	AT	TT	FF	FR-YDS	BP	BFG	BXP	NO	YDS	AVG	FC	LG	TD	NO	YDS	AVG	FC	LG	TD
2009	New England	2	3	5	0	0-0	0	0	0	0	0	—	0	—	0	—	—	—	—	—	—
2010	New England	2	1	3	0	0-0	0	0	0	1	0	0.0	0	0	0	—	—	—	—	—	—
2011	New England	2	0	2	0	0-0	0	0	0	0	0	—	0	—	0	—	—	—	—	—	—
CAREER		6	4	10	0	0-0	0	0	0	1	0	0.0	0	0	0	—	—	—	—	—	—

RUSHING SINGLE-GAME HIGHS: ATTEMPTS—27 (for New England; 10-9-11 vs. N.Y. Jets). YARDS—136 (for New England; 10-9-11 vs. N.Y. Jets). LONG—48 (for Cincinnati; 11-25-12 vs. Oakland). TOUCHDOWNS—2 (six times; most recently for New England on 1-1-12 vs. Buffalo).

RECEIVING SINGLE-GAME HIGHS: RECEPTIONS—4 (two times; most recently for Cincinnati on 12-2-12 at San Diego). YARDS—53 (for New England; 1-1-12 vs. Buffalo). LONG—53 (for New England; 1-1-12 vs. Buffalo). TOUCHDOWNS—(none).

POSTSEASON

			RUSHING					RECEIVING					SCORING					
YEAR	TEAM	G-S	ATT	YDS	AVG	LG	TD	NO	YDS	AVG	LG	TD	TD	TD-R	TD-P	TD-Rt	2-PtC	PTS
2009	New England	0-0	DID NOT PLAY*					DID NOT PLAY*					DID NOT PLAY*					
2010	New England	1-0	9	43	4.8	10	0	2	11	5.5	7	0	0	0	0	0	0	0
2011	New England	3-2	38	140	3.7	17	1	3	23	7.7	8	0	1	1	0	0	0	6
2012	Cincinnati	1-1	11	63	5.7	29	0	2	-9	-4.5	-3	0	0	0	0	0	0	0
N.E. TOTALS		4-2	47	183	3.9	17	1	5	34	6.8	8	0	1	1	0	0	0	6
CIN. TOTALS		1-1	11	63	5.7	29	0	2	-9	-4.5	-3	0	0	0	0	0	0	0
CAREER		5-3	58	246	4.2	29	1	7	25	3.6	8	0	1	1	0	0	0	6

* NOTE: Green-Ellis was inactive for one postseason game with New England in 2009.

CAREER GAME-BY-GAME

		RUSHING					RECEIVING				
DATE	OPPONENT	ATT	YDS	AVG	LG	TD	NO	YDS	AVG	LG	TD
2008 / NEW ENGLAND											
9-7	KANSAS CITY	PRACTICE SQUAD					PRACTICE SQUAD				
9-14	at N.Y. Jets	PRACTICE SQUAD					PRACTICE SQUAD				
9-21	MIAMI	PRACTICE SQUAD					PRACTICE SQUAD				
9-28	— BYE —										
10-5	at San Francisco	PRACTICE SQUAD					PRACTICE SQUAD				
10-12	at San Diego	0	0	0.0	0	0	1	9	9.0	9	0
10-20	DENVER	13	65	5.0	15	1	0	0	—	—	0
10-26	ST. LOUIS	9	16	1.8	4	1	0	0	—	—	0
11-2	at Indianapolis	15	57	3.8	10	1	1	8	8.0	8	0
11-9	BUFFALO	26	105	4.0	13	1	0	0	—	—	0
11-13	N.Y. JETS	2	9	4.5	7	0	0	0	—	—	0
11-23	at Miami	7	20	2.9	6	1	0	0	—	—	0
11-30	PITTSBURGH	2	3	1.5	2	0	1	20	20.0	20	0
12-7	at Seattle	0	0	0.0	0	0	0	0	—	—	0
12-14	at Oakland	INACTIVE					INACTIVE				
12-21	ARIZONA	INACTIVE					INACTIVE				
12-28	at Buffalo	INACTIVE					INACTIVE				
2009 / NEW ENGLAND											
9-14	BUFFALO	INACTIVE					INACTIVE				
9-20	at N.Y. Jets	0	0	—	—	0	0	0	—	—	0
9-27	ATLANTA	INACTIVE					INACTIVE				
10-4	BALTIMORE	INACTIVE					INACTIVE				
10-11	at Denver	0	0	—	—	0	0	0	—	—	0
10-18	TENNESSEE	7	67	9.6	29	0	2	11	5.5	6	0
10-25	at Tampa Bay	7	6	0.9	5	0	0	0	—	—	0
11-1	— BYE —										
11-8	MIAMI	1	7	7.0	7	0	0	0	—	—	0
11-15	at Indianapolis	0	0	—	—	0	0	0	—	—	0
11-22	N.Y. JETS	5	10	2.0	4	0	0	0	—	—	0
11-30	at New Orleans	2	2	1.0	1	0	0	0	—	—	0
12-6	at Miami	0	0	—	—	0	0	0	—	—	0
12-13	CAROLINA	0	0	—	—	0	0	0	—	—	0
12-20	at Buffalo	0	0	—	—	0	0	0	—	—	0
12-27	JACKSONVILLE	INACTIVE					INACTIVE				
1-3	at Houston	4	22	5.5	12	0	0	0	—	—	0
Postseason											
1-10	BALTIMORE	INACTIVE					INACTIVE				

(BenJarvus Green-Ellis' career game-by-game statistics, continued)

		RUSHING					RECEIVING				
DATE	OPPONENT	ATT	YDS	AVG	LG	TD	NO	YDS	AVG	LG	TD
2010 / NEW ENGLAND											
9-12	CINCINNATI	5	22	4.4	7	0	0	0	—	—	0
9-19	at N.Y. Jets	10	19	1.9	7	0	0	0	—	—	0
9-26	BUFFALO	16	98	6.1	22	1	1	6	6.0	6	0
10-4	at Miami	16	76	4.8	12t	1	0	0	—	—	0
10-10	— BYE —										
10-17	BALTIMORE	10	20	2.0	4	1	0	0	—	—	0
10-24	at San Diego	11	24	2.2	9	1	0	0	—	—	0
10-31	MINNESOTA	17	112	6.6	26	2	1	11	11.0	11	0
11-7	at Cleveland	9	14	1.6	5	0	0	0	—	—	0
11-14	at Pittsburgh	18	87	4.8	17	0	4	36	9.0	16	0
11-21	INDIANAPOLIS	21	96	4.6	16	1	1	4	4.0	4	0
11-25	at Detroit	12	59	4.9	15t	2	0	0	—	—	0
12-6	N.Y. JETS	18	72	4.0	13	2	1	7	7.0	7	0
12-12	at Chicago	21	87	4.1	17	0	0	0	—	—	0
12-19	GREEN BAY	6	38	6.3	33t	1	2	12	6.0	9	0
12-26	at Buffalo	19	104	5.5	15	0	1	3	3.0	3	0
1-2	MIAMI	20	80	11.0	4.0	1	1	6	6.0	6	0
Postseason											
1-16	N.Y. JETS	9	43	4.8	10	0	2	11	5.5	7	0
2011 / NEW ENGLAND											
9-12	at Miami	7	34	4.9	13	1	0	0	—	—	0
9-18	SAN DIEGO	17	70	4.1	16t	1	1	5	5.0	5	0
9-25	at Buffalo	10	18	1.8	5	0	0	0	—	—	0
10-2	at Oakland	16	75	4.7	15	1	1	9	9.0	9	0
10-9	N.Y. JETS	27	136	5.0	15	2	1	13	13.0	13	0
10-16	DALLAS	14	58	4.1	9	0	1	11	11.0	11	0
10-23	— BYE —										
10-30	at Pittsburgh	5	9	1.8	3	0	0	0	—	—	0
11-6	N.Y. GIANTS	12	52	4.3	18	0	1	11	11.0	11	0
11-13	at N.Y. Jets	8	8	1.0	6	0	0	0	—	—	0
11-21	KANSAS CITY	20	81	4.1	12	0	1	25	25.0	25	0
11-27	at Philadelphia	14	44	3.1	8	2	0	0	—	—	0
12-4	INDIANAPOLIS	6	14	2.3	5	1	0	0	—	—	0
12-11	at Washington	5	19	3.8	13	0	0	0	—	—	0
12-18	at Denver	10	17	1.7	7	1	2	32	16.0	21	0
12-24	MIAMI	3	10	3.3	5	0	0	0	—	—	0
1-1	BUFFALO	7	22	3.1	11	2	1	53	53.0	53	0
Postseason											
1-14	DENVER	13	28	2.2	9	0	1	8	8.0	8	0
1-22	BALTIMORE	15	68	4.5	13	1	0	0	0.0	0	0
2-5	VS. N.Y. GIANTS	10	44	4.4	17	0	2	15	7.5	8	0
2012 / CINCINNATI											
9-10	at Baltimore	18	91	5.1	14	1	1	4	4.0	4	0
9-16	CLEVELAND	21	75	3.6	19	0	3	30	10.0	12	0
9-23	at Washington	17	38	2.2	9	1	0	0	—	—	0
9-30	at Jacksonville	26	82	3.2	13	0	2	12	6.0	13	0
10-7	MIAMI	9	14	1.6	5	0	1	2	2.0	2	0
10-14	at Cleveland	16	62	3.9	20	0	1	8	8.0	8	0
10-21	PITTSBURGH	18	69	3.8	14	0	0	0	—	—	0
10-28	— BYE —										
11-4	DENVER	17	56	3.3	6	1	2	-3	-1.5	-1	0
11-11	N.Y. GIANTS	15	50	3.3	7	0	2	8	4.0	6	0
11-18	at Kansas City	25	101	4.0	21	1	1	7	7.0	7	0
11-25	OAKLAND	19	129	6.8	48	1	1	9	9.0	9	0
12-2	at San Diego	25	118	4.7	41	0	4	14	3.5	9	0
12-9	DALLAS	12	89	7.4	38	0	3	13	4.3	5	0
12-13	at Philadelphia	25	106	4.2	29	1	0	0	—	—	0
12-23	at Pittsburgh	15	14	0.9	4	0	1	0	0.0	0	0
12-30	BALTIMORE			DID NOT PLAY					DID NOT PLAY		
Postseason											
1-5	at Houston	11	63	5.7	29	0	2	-9	-4.5	-3	0

GRESHAM, JERMAINE — TE #84

Height: 6-5
Weight: 260
College: Oklahoma
Experience: 4th-year player in 2013

2012 games-starts: 16-15
Career games-starts: 45-38
Born: 6-16-88
Hometown: Ardmore, Okla.
Acquired: D1'10

Gresham has held Bengals No. 1 TE position since onset of his career in 2010, and he has been selected to two consecutive Pro Bowls ... Finished second on 2012 team in receptions (64) and receiving yards (737), and ranked third in TDs (five) ... First Bengals TE to log three consecutive seasons of 50 or more catches, and only one other TE had as many as two straight (Dan Ross, 1980-81) ... Athletic 260-pounder who has all the tools and attitude to continue development into a top blocker.

Career transactions: Selected by Cincinnati in first round of 2010 NFL Draft (21st overall) ... Signed with Bengals on 8-3-10.

Pro Bowl participation: Selected to and played in two games ... Caught one-for-five in 2012 season and one-for-14 in '11 season (both games at Honolulu).

2012 general: Played in all 16 games, with 15 starts (Games 1-6 and 8-16) ... Logged career-highs in receptions (64) and receiving yards (737), with five TDs (career high is six).

2012 highlights: Four receptions for 37 yards on Sept. 16 vs. Cleveland, including acrobatic 22-yarder to convert a third-and-seven late in fourth quarter, moving Cincinnati into position for a FG that put Bengals ahead 34-24 ... His five-for-64 day on Sept. 23 at Washington included six-yard TD in fourth quarter that put Bengals ahead to stay at 31-24 ... Five-for-47 receiving on Sept. 30 at Jacksonville, and drew a key pass interference call in the end zone on third down to set up an Andy Dalton rushing TD ... Caught three-for-68 on Oct. 14 at Cleveland, including career-long 55-yarder for TD in first quarter ... Six receptions for career high 108 receiving yards on Nov. 4 vs. Denver, including 52-yarder to Denver 11 in third quarter that set up a Bengals TD ... Three-for-15 receiving on Nov. 11 vs. N.Y. Giants, including 10-yard TD ... Four-for-41 receiving on Nov. 25 vs. Oakland, including seven-yard TD in fourth quarter ... Four-for-35 receiving on Dec. 2 at San Diego, including a 19-yard TD in first quarter ... Four receptions for 43 yards on Dec. 9 vs. Dallas, including a spectacular one-handed grab over the middle in the second quarter that converted a third-and-seven and set up a go-ahead FG ... Six receptions (tied for team lead) for 63 yards (led team) on Dec. 13 at Philadelphia ... Three-for-38 receiving on Dec. 23 at Pittsburgh, including a 25-yarder in the third quarter to convert a third-and-14 and a 12-yarder in the fourth quarter to convert a third-and-nine ... Caught two-for-seven in Wild Card playoff on 1-5-13 at Houston.

Previous seasons: 2010—Played in 15 games, missing season finale due to a knee strain ... His 52 receptions broke Tony McGee's 1995 mark of 44 for most catches by a Bengals rookie TE ... Tied teammate Jordan Shipley for most receptions by any Bengals rookie since 1985 (WR Eddie Brown, 53) ... His TD catch total of four was the most ever by a Bengals rookie playing strictly TE ... Caught six-for-25 in NFL debut Sept. 12 at New England, including one-yard TD pass from Carson Palmer in third quarter ... Had personal season bests of nine catches and 85 yards, with 19-yard TD, on Nov. 14 at Indianapolis ... Had prodigious fourth quarter in Colts game, with all nine of his catches in the period, but he fumbled (lost) after the final catch, ending Bengals' comeback hopes ... Caught three-for-43, plus two-point conversion reception, Dec. 5 vs. New Orleans ... Caught four-for-56 on Dec. 26 vs. San Diego, including three-yard TD on third-and-goal in first quarter, making the catch despite pass interference by Chargers. 2011—Despite missing Games 7 and 8 to a hamstring injury, ranked second on team in receptions (56) and third in receiving yards (596) ... Tied for second on team in TDs (six), one behind A.J. Green ... Contributed to pass protection effort that ranked tied for fourth in NFL in fewest sacks allowed (25) ... On Sept. 11 at Cleveland, led team in catches (six) and receiving yards (58), and displayed great hands on a two-yard TD bullet from Andy Dalton in first quarter ... On Oct. 2 vs. Buffalo, had a 17-yard TD in third quarter, and added key 25-yard catch on Bengals' game-tying fourth-quarter TD drive ... On Oct. 9 at Jacksonville, had a three-yard TD catch in the second quarter, and on the game-deciding fourth-quarter TD drive, caught a nine-yard pass to the Jaguars' 10 on fourth-and-six ... On Nov. 27 vs. Cleveland, had leaping 22-yard TD grab in the third quarter and supported 106 rushing yards by Cedric Benson ... On Dec. 24 vs. Arizona, led the team in receiving yards (56), tied for the team lead in receptions (five) and had an 11-yard TD catch in the first quarter to make score 10-0 ... Caught five passes for 46 yards in Wild Card playoff loss on 1-7-12 at Houston.

College: Played in all 42 Oklahoma games from 2006-08, helping team to 34-8 record, with two Fiesta Bowls and one berth in BCS Championship game ... Did not play in 2009, due to knee injury suffered in preseason practice ... Declined an option to return to Oklahoma for 2010 ... In his three seasons, totaled 111 receptions for 1629 yards (14.7 average), and his 26 TDs ranked second in Big 12 history for tight ends ... Earned first-team All-America honors from The Sporting News in 2008, when he set school records for TEs in TDs (14) and receiving yards (950) ... Scored 25 TDs in his last 28 games.

Personal: Hometown is Ardmore, Okla. ... Attended Ardmore High School, where as a senior he was rated top TE prospect in the nation by PrepStar and Rivals.com ... Also a basketball standout in high school ... Majored at Oklahoma in multidisciplinary studies ... First name is pronounced "jer-MAIN" and last name is pronounced "GRESH-em."

JERMAINE GRESHAM'S STATISTICS

			RECEIVING					RUSHING					SCORING					
YEAR	TEAM	G-S	NO	YDS	AVG	LG	TD	ATT	YDS	AVG	LG	TD	TD	TD-R	TD-P	TD-Rt	2-PtC	PTS
2010	Cincinnati	15-10	52	471	9.1	27	4	—	—	—	—	—	4	0	4	0	1	26
2011	Cincinnati	14-13	56	596	10.6	31	6	—	—	—	—	—	6	0	6	0	0	36
2012	Cincinnati	16-15	64	737	11.5	55t	5	—	—	—	—	—	5	0	5	0	0	30
CAREER		45-38	172	1804	10.5	55t	15	—	—	—	—	—	15	0	15	0	1	92

RECEIVING SINGLE-GAME HIGHS: RECEPTIONS—9 (11-14-10 at Indianapolis). YARDS—108 (11-4-12 vs. Denver). LONG—55t (10-14-12 at Cleveland). TOUCHDOWNS—1 (15 times; most recently 12-2-12 at San Diego).

POSTSEASON

			RECEIVING					RUSHING					SCORING					
YEAR	TEAM	G-S	NO	YDS	AVG	LG	TD	ATT	YDS	AVG	LG	TD	TD	TD-R	TD-P	TD-Rt	2-PtC	PTS
2011	Cincinnati	1-1	5	46	9.2	16	0	—	—	—	—	—	—	—	—	—	—	—
2012	Cincinnati	1-1	2	7	3.5	6	0	—	—	—	—	—	—	—	—	—	—	—
CAREER		2-2	7	53	7.6	16	0	—	—	—	—	—	—	—	—	—	—	—

CAREER GAME-BY-GAME

		RECEIVING					RUSHING				
DATE	OPPONENT	NO	YDS	AVG	LG	TD	ATT	YDS	AVG	LG	TD
2010 / CINCINNATI											
9-12	at New England	6	25	4.2	8	1	—	—	—	—	—
9-19	BALTIMORE	3	15	5.0	7	0	—	—	—	—	—
9-26	at Carolina	4	59	14.8	27	0	—	—	—	—	—
10-3	at Cleveland	5	35	7.0	12	0	—	—	—	—	—
10-10	TAMPA BAY	4	24	6.0	10	1	—	—	—	—	—
10-17	— BYE —										
10-24	at Atlanta	4	26	6.5	9	0	—	—	—	—	—
10-31	MIAMI	3	17	5.7	8	0	—	—	—	—	—
11-8	PITTSBURGH	2	11	5.5	9	0	—	—	—	—	—
11-14	at Indianapolis	9	85	9.4	19t	1	—	—	—	—	—
11-21	BUFFALO	2	33	16.5	18	0	—	—	—	—	—
11-25	at N.Y. Jets	2	36	18.0	25	0	—	—	—	—	—
12-5	NEW ORLEANS	3	43	14.3	23	0	—	—	—	—	—
12-12	at Pittsburgh	0	0	—	—	0	—	—	—	—	—
12-19	CLEVELAND	1	6	6.0	6	0	—	—	—	—	—
12-26	SAN DIEGO	4	56	14.0	23	1	—	—	—	—	—
1-2	at Baltimore			INACTIVE					INACTIVE		
2011 / CINCINNATI											
9-11	at Cleveland	6	58	9.7	22	1	—	—	—	—	—
9-18	at Denver	2	8	4.0	4	0	—	—	—	—	—
9-25	SAN FRANCISCO	4	51	12.8	22	0	—	—	—	—	—
10-2	BUFFALO	4	70	17.5	25	1	—	—	—	—	—
10-9	at Jacksonville	5	21	4.2	9	1	—	—	—	—	—
10-16	INDIANAPOLIS	4	23	5.8	13	0	—	—	—	—	—
10-23	— BYE —										
10-30	at Seattle			INACTIVE					INACTIVE		
11-6	at Tennessee			INACTIVE					INACTIVE		
11-13	PITTSBURGH	4	23	5.8	10	1	—	—	—	—	—
11-20	at Baltimore	3	48	16.0	24	0	—	—	—	—	—
11-27	CLEVELAND	5	68	13.6	22t	1	—	—	—	—	—
12-4	at Pittsburgh	3	37	12.3	20	0	—	—	—	—	—
12-11	HOUSTON	3	45	15.0	26	0	—	—	—	—	—
12-18	at St. Louis	3	16	5.3	9	0	—	—	—	—	—
12-24	ARIZONA	5	56	11.2	12	1	—	—	—	—	—
1-1	BALTIMORE	5	72	14.4	31	0	—	—	—	—	—
Postseason											
1-7-12	at Houston	5	46	9.2	16	0	—	—	—	—	—
2012 / CINCINNATI											
9-10	at Baltimore	3	30	10.0	13	0	—	—	—	—	—
9-16	CLEVELAND	4	37	9.3	22	0	—	—	—	—	—
9-23	at Washington	5	64	12.8	22	1	—	—	—	—	—
9-30	at Jacksonville	5	47	9.4	16	0	—	—	—	—	—
10-7	MIAMI	5	60	12.0	20	0	—	—	—	—	—
10-14	at Cleveland	3	68	22.7	55t	1	—	—	—	—	—
10-21	PITTSBURGH	3	19	6.3	14	0	—	—	—	—	—
10-28	— BYE —										
11-4	DENVER	6	108	18.0	52	0	—	—	—	—	—
11-11	N.Y. GIANTS	3	15	5.0	10t	1	—	—	—	—	—
11-18	at Kansas City	6	69	11.5	18	0	—	—	—	—	—
11-25	OAKLAND	4	41	10.3	27	1	—	—	—	—	—
12-2	at San Diego	4	35	8.8	19t	1	—	—	—	—	—
12-9	DALLAS	4	43	10.8	25	0	—	—	—	—	—
12-13	at Philadelphia	6	63	10.5	19	0	—	—	—	—	—
12-23	at Pittsburgh	3	38	12.7	25	0	—	—	—	—	—
12-30	BALTIMORE	0	0	—	—	0	—	—	—	—	—
Postseason											
1-5	at Houston	2	7	3.5	6	0	—	—	—	—	—

HALL, LEON — CB #29

Height: 5-11
Weight: 195
College: Michigan
Experience: 7th-year player in 2013

2012 games-starts: 14-14
Career games-starts: 87-81
Born: 12-9-84
Hometown: Vista, Calif.
Acquired: D1'07

A first-round Bengals draft pick in 2007, Hall returned to starting RCB role in '12 after missing final seven games of '11 with an Achilles tear, the first serious injury of his career ... Kept improving last season as he distanced himself from the injury and had two key INTs during stretch drive for the playoffs, plus a pick-six in Wild Card playoff at Houston ... Had key INT to turn momentum in Week 14 win at Philadelphia, and his 17-yard pick-six in Week 15 at Pittsburgh was Bengals' only TD in playoff-clinching 13-10 win ... Tied for second on team in passes defensed (11) ... In his first four seasons, led team in INTs three times and tied for team lead once ... Over his Bengals tenure, leads team in INTs (22) and passes defensed (105) ... Opens '13 ranked fifth on Bengals' all-time INT list, after passing CB Tory James last season.

Career transactions: Selected by Cincinnati in first round of 2007 NFL Draft (18th overall) ... Signed with Bengals on 7-28-07 ... Signed Bengals contract extension on 9-2-11.

Ed Block winner: The Bengals named Hall as the team recipient of the 2012 Ed Block Courage Award. The award honors one player from each NFL team who shows "commitment to the values of sportsmanship and courage." Hall's 2011 season was cut short when he suffered a torn Achilles tendon in Game 9, but his intense rehabilitation efforts sped his recovery, so he was able to open the '12 training camp on time, well ahead of the initial forecast. "Leon set a great example of what it takes to be able to overcome a challenge, which was recognized by his teammates in being selected to represent the club for this award," said Paul Sparling, Bengals head athletic trainer.

2012 highlights: Started 14 games at RCB (Games 1-2 and 5-16) ... Inactive for Games 3-4, due to calf strain suffered Sept. 16 vs. Cleveland ... Totaled 43 tackles, with two INTs and 11 passes defensed (tied for second on team) ... Led team in passes defensed (two) on Sept. 16 vs. Cleveland, and tied for secondary lead in tackles (eight) ... On Dec. 13 at Philadelphia, had game's key play when he intercepted a Nick Foles pass at Cincinnati 16 in third quarter and returned it 44 yards, setting up Bengals' go-ahead TD drive ... On Dec. 23 at Pittsburgh, intercepted a Ben Roethlisberger pass and returned it 17 yards for a 7-0 lead in first quarter ... In Wild Card playoff on 1-5-13 at Houston, scored on 21-yard INT return of Matt Schaub pass to give Bengals 7-6 lead in second quarter ... Also at Houston, posted 13 tackles ... Started all four preseason games at RCB as he completed comeback from 2011 Achilles injury.

Previous seasons: 2007—Played in every Bengals game as a rookie, with 10 starts, and led team with five INTs, tying Bengals rookie record set previously by S Tommy Casanova, CB Ray Horton and LB Odell Thurman ... Also tied for NFL's '07 rookie lead in INTs ... Ranked fourth on Bengals in tackles (career-best 85), leading secondary ... Started in NFL debut Sept. 10 vs. Baltimore, subbing for injured RCB Johnathan Joseph, and had five tackles and two passes defensed ... Snagged first NFL INT on Sept. 23 at Seattle, against QB Matt Hasselbeck ... On Nov. 11 at Baltimore, intercepted a deflected Steve McNair pass in end zone just before halftime, preserving 6-0 lead in eventual Bengals win. 2008—Posted team-best totals of 26 passes defensed and three INTs ... Led DBs in tackles (84) for the second straight year ... Named AFC Defensive Player of the Week for performance Dec. 21 at Cleveland, when he made all three of his INTs, tying Bengals game record and scored on a 50-yard return ... His TD return at Cleveland gave Bengals a 7-0 lead on a cold, blustery day when offensive scores were tough to come by (Bengals won 14-0). 2009—Tied for team lead with career-high six INTs, tied for second in AFC ... Led team in passes defensed (career-high 27) and had 73 tackles, ranked sixth on team ... Tied for team lead in forced fumbles on defense (two) ... Had the most special teams tackles (seven) of any regular starter ... His 11 solo tackles on Oct. 18 vs. Houston were most by a Bengal on the year ... On Oct. 4 at Cleveland, forced a Jerome Harrison fumble that teammate Robert Geathers returned 75 yards for a TD ... On Oct. 11 at Baltimore, intercepted a Joe Flacco pass at Bengals' 17 with four seconds left to end Ravens' last comeback bid ... On Oct. 25 vs. Chicago, had two INTs (48 yards in returns) ... Seven tackles and an end-zone pass defensed in key win Nov. 15 at Pittsburgh, when Steelers were held to three-for-15 on third-down conversions ... On Dec. 13 at Minnesota, intercepted a Brett Favre pass ... Logged his sixth INT on Dec. 27 vs. Kansas City, with leaping grab at Bengals' 19 to kill Chiefs' last offensive threat as Bengals clinched division title ... Posted seven tackles in Wild Card playoff on 1-9-10 vs. N.Y. Jets. 2010—On Sept. 19 vs. Baltimore, intercepted a Joe Flacco pass in third quarter, with 22-yard return ... Recorded INT in second straight game on Sept. 26 at Carolina, picking off Jimmy Clausen at Bengals five to thwart Carolina scoring threat ... Recorded an INT in his third straight game Oct. 3 at Cleveland, intercepting Seneca Wallace in second quarter at Cleveland 37 ... Six tackles, four passes defensed (Bengals game-high for the season) and an INT Oct. 24 at Atlanta ... Four tackles Nov. 8 vs. Pittsburgh, and had two forced fumbles, including FF from Hines Ward at Pittsburgh 39 in second quarter, recovered by Bengals and leading to TD drive. 2011—Ended season with 38 tackles and fumble recovery, and despite missing final seven games, still ranked tied for second on team in both INTs (two) and passes defensed (10) ... Missed Games 10-16 due to Achilles tear suffered Dec. 13 vs. Pittsburgh ... Injury brought end to streaks of 74 consecutive games played (including postseason) and 66 starts, which both had been current team bests ... Tied for team lead with three passes defensed Sept. 11 at Cleveland, including batted ball in end zone that helped force Browns to settle for FG ... Returned fumble Sept. 18 at Denver 10 yards to Broncos 41, setting up FG ... Fourth-quarter INT helped seal Bengals win Oct. 16 vs. Indianapolis ... Eight tackles (led secondary, second on team) Oct. 30 at Seattle ... One INT, one tackle and two passes defensed Nov. 13 vs. Pittsburgh before leaving in second quarter with Achilles injury.

College: Played four seasons (2003-06) at Michigan, and was a consensus '06 All-American ... Left Wolverines with school record for career passes defensed (43) and ranked tied for fourth in INTs (12) ... Was finalist as a senior for NCAA's Jim Thorpe Award (top defensive back) and Bronko Nagurski Trophy (top defensive player) ... Set UM record with 83-yard fumble return (for TD) as a junior in 2005.

Personal: Hometown is Vista, Calif. ... Played CB, WR and QB at Vista High School, earning All-America honors from SuperPrep and PrepStar, and also lettered in track ... Married (wife Jessica) with a son, Leon. Jr. ... General studies major at Michigan.

LEON HALL'S STATISTICS

			DEFENSE							INTERCEPTIONS					SCORING				
YEAR	TEAM	G-S	ST	AT	TT	SKS-YDS	PD	FF	FR-YDS	NO	YDS	AVG	LG	TD	TD	TD-IntRt	TD-FRRt	S	PTS
2007	Cincinnati	16-10	51	34	85	0-0	11	1	0-0	5	16	3.2	12	0	0	0	0	0	0
2008	Cincinnati	16-16	66	18	84	0-0	26	0	1-0	3	87	29.0	50t	1	1	1	0	0	6
2009	Cincinnati	16-16	55	18	73	0-0	27	2	0-0	6	47	7.8	26	0	0	0	0	0	0
2010	Cincinnati	16-16	36	16	52	0-0	20	2	0-0	4	19	4.8	22	0	0	0	0	0	0
2011	Cincinnati	9-9	31	7	38	0-0	10	0	1-10	2	15	7.5	15	0	0	0	0	0	0
2012	Cincinnati	14-14	35	8	43	0-0	11	0	0-0	2	61	30.5	44	1	1	1	0	0	6
CAREER		87-81	274	101	375	0-0	105	5	2-10	22	245	11.1	50t	2	2	2	0	0	12

		SPECIAL TEAMS								KICKOFF RETURNS						PUNT RETURNS					
YEAR	TEAM	ST	AT	TT	FF	FR-YDS	BP	BFG	BXP	NO	YDS	AVG	FC	LG	TD	NO	YDS	AVG	FC	LG	TD
2007	Cincinnati	8	1	9	0	0-0	0	0	0	0	0	—	0	—	0	0	0	—	0	—	0
2008	Cincinnati	4	1	5	0	0-0	0	0	0	1	1	1.0	0	1	0	3	16	5.3	0	12	0
2009	Cincinnati	7	0	7	0	0-0	0	0	0	1	22	22.0	0	22	0	0	0	—	0	—	0
2010	Cincinnati	4	1	5	0	0-0	0	0	0	1	29	29.0	0	29	0	0	0	—	0	—	0
2012	Cincinnati	2	0	2	0	0-0	0	0	0	0	0	—	0	—	0	0	0	—	0	—	0
CAREER		25	3	28	0	0-0	0	0	0	3	52	17.3	0	29	0	3	16	5.3	0	12	0

POSTSEASON

			DEFENSE							INTERCEPTIONS					SCORING				
YEAR	TEAM	G-S	ST	AT	TT	SKS-YDS	PD	FF	FR-YDS	NO	YDS	AVG	LG	TD	TD	TD-IntRt	TD-FRRt	S	PTS
2009	Cincinnati	1-1	4	3	7	0-0	0	0	0-0	0	0	—	—	0	0	0	0	0	0
2011	Cincinnati	0-0	DID NOT PLAY*							DID NOT PLAY*					DID NOT PLAY*				
2012	Cincinnati	1-1	4	9	13	0-0	1	0	0-0	1	21	21.0	21t	1	1	1	0	0	6
CAREER		2-2	8	12	20	0-0	1	0	0-0	1	21	21.0	21t	1	1	1	0	0	6

* NOTE: Hall was on the Reserve/Injured list for one postseason game with Cincinnati in 2011.

2012 REGULAR-SEASON GAME-BY-GAME

		DEFENSE								INTERCEPTIONS				
DATE	OPPONENT	ST	AT	TT	SKS-YDS	INT-YDS	PD	FF	FR-YDS	NO	YDS	AVG	LG	TD
9-10	at Baltimore	4	0	4	0-0	0-0	2	0	0-0	0	0	—	—	0
9-16	CLEVELAND	6	2	8	0-0	0-0	2	0	0-0	0	0	—	—	0
9-23	at Washington	INACTIVE								INACTIVE				
9-30	at Jacksonville	INACTIVE								INACTIVE				
10-7	MIAMI	1	1	2	0-0	0-0	1	0	0-0	0	0	—	—	0
10-14	at Cleveland	2	0	2	0-0	0-0	1	0	0-0	0	0	—	—	0
10-21	PITTSBURGH	3	0	3	0-0	0-0	1	0	0-0	0	0	—	—	0
10-28	— BYE —													
11-4	DENVER	5	0	5	0-0	0-0	0	0	0-0	0	0	—	—	0
11-11	N.Y. GIANTS	3	1	4	0-0	0-0	0	0	0-0	0	0	—	—	0
11-18	at Kansas City	1	0	1	0-0	0-0	0	0	0-0	0	0	—	—	0
11-25	OAKLAND	2	0	2	0-0	0-0	2	0	0-0	0	0	—	—	0
12-2	at San Diego	2	0	2	0-0	0-0	0	0	0-0	0	0	—	—	0
12-9	DALLAS	2	2	4	0-0	0-0	0	0	0-0	0	0	—	—	0
12-13	at Philadelphia	1	0	1	0-0	1-44	1	0	0-0	1	44	44.0	44	0
12-23	at Pittsburgh	1	1	2	0-0	1-17	1	0	0-0	1	17	17.0	17t	1
12-30	BALTIMORE	2	1	3	0-0	0-0	0	0	0-0	0	0	—	—	0
TOTALS		35	8	43	0-0	2-61	11	0	0-0	2	61	30.5	44	1

		SPECIAL TEAMS								KICKOFF RETURNS						PUNT RETURNS					
DATE	OPPONENT	ST	AT	TT	FF	FR-YDS	BP	BFG	BXP	NO	YDS	AVG	FC	LG	TD	NO	YDS	AVG	FC	LG	TD
9-10	at Baltimore	0	0	0	0	0-0	0	0	0	—	—	—	—	—	—	—	—	—	—	—	—
9-16	CLEVELAND	0	0	0	0	0-0	0	0	0	—	—	—	—	—	—	—	—	—	—	—	—
9-23	at Washington	INACTIVE								INACTIVE						INACTIVE					
9-30	at Jacksonville	INACTIVE								INACTIVE						INACTIVE					
10-7	MIAMI	0	0	0	0	0-0	0	0	0	—	—	—	—	—	—	—	—	—	—	—	—
10-14	at Cleveland	0	0	0	0	0-0	0	0	0	—	—	—	—	—	—	—	—	—	—	—	—
10-21	PITTSBURGH	0	0	0	0	0-0	0	0	0	—	—	—	—	—	—	—	—	—	—	—	—
10-28	— BYE —																				
11-4	DENVER	0	0	0	0	0-0	0	0	0	—	—	—	—	—	—	—	—	—	—	—	—
11-11	N.Y. GIANTS	1	0	1	0	0-0	0	0	0	—	—	—	—	—	—	—	—	—	—	—	—
11-18	at Kansas City	1	0	1	0	0-0	0	0	0	—	—	—	—	—	—	—	—	—	—	—	—
11-25	OAKLAND	0	0	0	0	0-0	0	0	0	—	—	—	—	—	—	—	—	—	—	—	—
12-2	at San Diego	0	0	0	0	0-0	0	0	0	—	—	—	—	—	—	—	—	—	—	—	—
12-9	DALLAS	0	0	0	0	0-0	0	0	0	—	—	—	—	—	—	—	—	—	—	—	—
12-13	at Philadelphia	0	0	0	0	0-0	0	0	0	—	—	—	—	—	—	—	—	—	—	—	—
12-23	at Pittsburgh	0	0	0	0	0-0	0	0	0	—	—	—	—	—	—	—	—	—	—	—	—
12-30	BALTIMORE	0	0	0	0	0-0	0	0	0	—	—	—	—	—	—	—	—	—	—	—	—
TOTALS		2	0	2	0	0-0	0	0	0	—	—	—	—	—	—	—	—	—	—	—	—

HAMILTON, COBI — WR #87

Height: 6-2
Weight: 205
College: Arkansas
Experience: Rookie in 2013

2012 games-starts: 0-0
Career games-starts: 0-0
Born: 11-13-90
Hometown: Texarkana, Texas
Acquired: D6b'13

Versatile and with good size, Hamilton re-wrote much of Arkansas' record book in receiving category ... Tops in career receptions (175) and third in receiving yards (2835) ... As a senior, set Razorback season marks for receptions (90) and receiving yards (1335) ... Set SEC record last season for receiving yards in a game (303, vs. Rutgers) ... Lined up at all three receiver positions for Hogs, sometimes playing all three roles in the same game ... Special teams contributor on coverage teams and as a kickoff returner.

Career transactions: Selected by Cincinnati in sixth round of 2013 NFL Draft (197th overall) ... Signed with Bengals on 5-11-13.

Coach James Urban says: "We thought highly of Cobi coming off the Combine and watching game film. He'll fit into our room, work hard, play hard and do everything he can to help us win. He's got that mentality. He proved himself in the SEC this past season."

College highlights: Set school's career marks for receptions (175) and 10-catch games (five) ... Third in school history in receiving yards (2854), fourth in receiving TDs (18) and fourth in 100-yard receiving games (eight) ... Posted seven career tackles on special teams and returned nine kickoffs for 192 yards (21.3 average). 2012—Started every game as a senior, and was a consensus All-SEC first-team selection and a semifinalist for the Biletnikoff Award (nation's top receiver) ... Set school's single-season record with 90 receptions, shattering previous mark of 66, and was the fourth player in SEC history to reach 90 in a season ... School record 1335 receiving yards (previous mark was 1117) ranks fourth all-time in SEC history, and he was only the third Razorback to crack 1000-yard mark ... Posted all five of his 10-catch games as a senior, setting Arkansas' single-season and career marks ... Posted four 100-yard receiving games, one of only six Razorbacks to ever do so in a season ... Led SEC with averages of 111.3 receiving yards per game (fifth in nation) and 7.5 receptions per game (14th in nation) ... Earned multiple player of the week honors for record-setting performance vs. Rutgers, as he caught 10-for-303 with three TDs (57, 10 and 80 yards) ... His 303 yards topped the SEC record of 293 and ranks 14th all-time in NCAA FBS history, and his three TD catches tied a school record. 2011—Played in 13 games, with 12 starts, and went 34-for-542 receiving, with four TDs ... His 15.9 yards-per-catch mark was fifth-best in the SEC. 2010—Played in every game, with five starts, logging 32 catches for 630 yards and six TDs ... Also gained 142 yards on eight kickoff returns ... 2009—Played in every game, with one start ... Gained 347 yards on 19 receptions, with three TDs.

High school: Attended Texas High School in Texarkana, Texas ... As a senior, recorded 64 receptions for school record 1071 yards, with 14 TDs ... Prep teammate of New England QB Ryan Mallett, whom he also played with for two seasons at Arkansas ... Also lettered in track, finishing fourth in the 200 meters at AAU National Junior Olympics (21.41).

Personal: Hometown is Texarkana, Texas ... Sociology major at Arkansas ... His mother, Deborah Hamilton (formerly Cooper), lettered on Arkansas' inaugural women's basketball team (1976-77) and is recognized as one of the school's first African-American female student athletes ... First name is pronounced "KO-bee."



HARRIS, CLARK — LS #46

Height: 6-5
Weight: 245
College: Rutgers
Experience: 5th-year player in 2013

2012 games-starts: 16-0
Career games-starts: 63-0
Born: 7-10-84
Hometown: Manahawkin, N.J.
Acquired: FA'09

Since signing in October 2009, Harris has played in every Bengals game (including postseason) and has had no unplayable snaps ... Has three-season snap total of 552 (298 punts and 254 placekicks) ... Part of successful fake punt plays that helped key 2012 wins at Jacksonville and Kansas City, and had a key downed punt in win at San Diego ... Had game experience with Houston prior to joining Bengals.

Career transactions: Selected by Green Bay in seventh round of 2007 NFL Draft (243rd overall) ... Signed with Packers on 6-20-07 ... Waived by Packers on 9-1-07, and signed 9-4-07 to Packers' practice squad ... Released from Packers' practice squad on 9-11-07 ... Signed 11-28-07 to Detroit practice squad ... Signed 12-31-07 to Lions' roster ... Waived by Lions on 5-19-08 ... Re-signed with Lions on 8-19-08 ... Waived by Lions on 8-31-08 ... Signed 9-17-08 to Houston practice squad ... Released from Texans' practice squad on 9-30-08 ... Re-signed to Texans' practice squad on 11-4-08 ... Signed on 12-3-08 to Texans' roster ... Waived by Texans on 9-5-09 ... Signed on 9-30-09 to Texans' practice squad ... Released from Texans' practice squad on 10-6-09 ... Signed with Cincinnati on 10-13-09 ... Re-signed with Bengals on 3-8-13.

2012 highlights: Played in all 16 games, plus Wild Card playoff, and had no unplayable snaps ... Career-best four special teams tackles ... Delivered two tight-angled, accurate snaps on fake punts to upback Cedric Peerman (Sept 30 at Jacksonville and Nov. 18 at Kansas City), allowing for successful fourth-down conversions and setting up Bengals TD later in each drive ... Two special teams tackles Sept. 10 at Baltimore ... One special teams tackle Nov. 11 vs. N.Y. Giants ... One special teams tackle on Nov. 25 vs. Oakland ... On Dec. 2 at San Diego, downed a punt at Chargers four, helping set up field position for fourth-quarter comeback win.

Previous seasons: 2007—Began season with Green Bay's practice squad, then finished season on Detroit's practice squad. 2008—With Detroit through offseason and preseason, then spent time on Houston's practice squad, before being signed to Texans' active roster late in the season ... Played in Games 13-16 for Houston and handled all long snapping duties ... Made NFL debut Dec. 7 at Green Bay and snapped for game-winning FG. 2009—Spent time on Houston's practice squad, before signing with Cincinnati ... Played for Bengals in Games 6-16, plus the Wild Card playoff, and handled 97 regular-season snaps (40 placekicks, 57 punts) without an unplayable delivery ... Had a special teams tackle on Nov. 8 vs. Baltimore. 2010—Had no unplayable deliveries on 135 snaps (72 punts and 63 placekicks) ... Downed two punts on Dec. 12 at Pittsburgh, including one at Steelers eight-yard line. 2011—Played in all 16 games, handling all 163 long snaps (91 punts and 72 placekicks), and played in Wild Card playoff ... Logged three special teams tackles — one Sept. 11 at Cleveland, one Dec. 4 at Pittsburgh and one Dec. 11 vs. Houston ... Also had a special teams stop in Wild Card game on 1-7-12 at Houston.

College: Was a standout TE at Rutgers in addition to handling long-snapping duties ... Was a three-time first-team All-Big East selection ... Played 48 games from 2003-06, with 42 starts ... Finished career ranked sixth in program history in receptions (143) and receiving yards (2015), and tied for seventh in TDs (11) ... Caught a pass in 38 straight games, registering what was third-longest streak in Big East history ... Had five career games of 100 or more receiving yards.

Personal: Hometown is Manahawkin, N.J. ... Attended Southern Regional High School ... Married (wife Jessica) with a son, Trent ... Hobbies include golf, basketball, fishing, video games and board games.

NOTE ABOUT NFL EXPERIENCE: Harris did not earn an accrued year of experience toward NFL free agency in 2007 or '08 because he was not on a 53-player roster, a Reserve/Injured list or a Reserve/Physically Unable to Perform list for the required minimum of six games in either year.

CLARK HARRIS' STATISTICS

			SPECIAL TEAMS								KICKOFF RETURNS						PUNT RETURNS					
YEAR	TEAM	G-S	ST	AT	TT	FF	FR-YDS	BP	BFG	BXP	NO	YDS	AVG	FC	LG	TD	NO	YDS	AVG	FC	LG	TD
2007	Green Bay	0-0	DID NOT PLAY*								DID NOT PLAY*						DID NOT PLAY*					
	Detroit	0-0	DID NOT PLAY*								DID NOT PLAY*						DID NOT PLAY*					
2008	Houston	4-0	0	0	0	0	0-0	0	0	0	—	—	—	—	—	—	—	—	—	—	—	—
2009	Houston	0-0	DID NOT PLAY*								DID NOT PLAY*						DID NOT PLAY*					
	Cincinnati	11-0	1	0	1	0	0-0	0	0	0	—	—	—	—	—	—	—	—	—	—	—	—
2010	Cincinnati	16-0	3	0	3	0	0-0	0	0	0	—	—	—	—	—	—	—	—	—	—	—	—
2011	Cincinnati	16-0	2	1	3	0	0-0	0	0	0	—	—	—	—	—	—	—	—	—	—	—	—
2012	Cincinnati	16-0	4	0	4	0	0-0	0	0	0	—	—	—	—	—	—	—	—	—	—	—	—
HOU. TOTALS		4-0	0	0	0	0	0-0	0	0	0	—	—	—	—	—	—	—	—	—	—	—	—
CIN. TOTALS		59-0	10	1	11	0	0-0	0	0	0	—	—	—	—	—	—	—	—	—	—	—	—
CAREER		63-0	10	1	11	0	0-0	0	0	0	—	—	—	—	—	—	—	—	—	—	—	—

POSTSEASON

			SPECIAL TEAMS								KICKOFF RETURNS						PUNT RETURNS					
YEAR	TEAM	G-S	ST	AT	TT	FF	FR-YDS	BP	BFG	BXP	NO	YDS	AVG	FC	LG	TD	NO	YDS	AVG	FC	LG	TD
2009	Cincinnati	1-0	0	0	0	0	0-0	0	0	0	—	—	—	—	—	—	—	—	—	—	—	—
2011	Cincinnati	1-0	1	0	1	0	0-0	0	0	0	—	—	—	—	—	—	—	—	—	—	—	—
2012	Cincinnati	1-0	1	0	1	0	0-0	0	0	0	—	—	—	—	—	—	—	—	—	—	—	—
CAREER		3-0	2	0	2	0	0-0	0	0	0	—	—	—	—	—	—	—	—	—	—	—	—

* NOTE: Harris was on the Practice Squad for one regular-season game with Green Bay and five regular-season games with Detroit in 2007. In 2009, he was on the Practice Squad for one regular-season game with Houston.

HARRISON, JAMES — LB #92

Height: 6-0
Weight: 275
College: Kent State
Experience: 10th-year player in 2013

2012 games-starts: 13-13
Career games-starts: 131-95
Born: 5-4-78
Hometown: Akron, Ohio
Acquired: FA'13

A five-time Pro Bowl selection for Pittsburgh and also a former NFL Defensive Player of the Year, Harrison joins Bengals for 2013 as a free agent ... Played all his previous seasons with Pittsburgh, and was a key player on the last two Steelers Super Bowl winners (2005 and '08) ... Has twice been named first-team Associated Press All-Pro, a team that combines the best players in both the AFC and NFC ... His streak of Pro Bowl selections ended in 2012, when he missed the first three games due to a knee injury, but he started the last 13 contests and tied for team lead in sacks ... Has 64.0 career sacks, 28 forced fumbles, five INTs and seven fumble recoveries ... Undrafted out of Kent State, he entered NFL as a college free agent.

Career transactions: Signed with Pittsburgh as college free agent on 4-26-02 ... Waived on 9-2-02, and signed 9-3-02 to Steelers practice squad ... Signed to Steelers roster on 12-17-02 ... Waived by Steelers on 9-3-03 ... Signed on 9-17-03 to Steelers practice squad ... Released from Steelers practice squad on 10-7-03 ... Signed to Baltimore roster on 1-15-04 ... Allocated to Rhein Fire of NFL Europe on 1-26-04 ... Waived by Ravens on 6-17-04 ... Signed with Pittsburgh as free agent on 7-26-04 ... Released by Steelers on 3-11-13 ... Signed with Cincinnati as free agent on 4-23-13.

Pro Bowl participation: Has played in five Pro Bowls ... Voted a starter for AFC in games for 2007-11 seasons.

Other awards: First-team Associated Press All-Pro for 2008 and '10 ... Named AP Defensive Player of the Year for '08.

100 yards the hard way: Harrison made one of the most dramatic plays in Super Bowl history in the 2008 postseason, with a 100-yard INT return for a TD vs. Arizona in Super Bowl XLIII at Tampa. It stands as the longest gain on a scrimmage play in a Super Bowl. Along his route, Harrison broke or sidestepped six clear tackle opportunities by the Cardinals, and had he been stopped short of the end zone, the play would not have contributed to any points for Pittsburgh, because the first-half clock expired during his return. The play not only turned away Arizona's bid for a 14-10 halftime lead, it increased Pittsburgh's lead from 10-7 to 17-7. The Steelers went on to win 27-23.

2012: Played in 13 games (Games 4-16) and tied for team lead in sacks (6.0), with 71 total tackles and two forced fumbles ... Inactive for Games 1-3 due to knee injury ... Made season debut Oct. 7 vs. Philadelphia and had game-high four QB pressures while helping defense limit Eagles to 78 rushing yards ... Helped Steelers limit Bengals to 80 rushing yards in win Oct. 21 at Cincinnati ... Season-high 11 tackles (later tied) on Nov. 25 at Cleveland, including eight-yard sack of Brandon Weeden ... In 23-20 win on Dec. 2 at Baltimore, had a sack-and-strip against Joe Flacco at Ravens 27 in fourth quarter, and Steelers drove after the turnover for TD that tied the game 20-20 ... On Dec. 16 at Dallas, forced a DeMarco Murray fumble that Steelers recovered, and tackled Tony Romo for five-yard loss on a fourth-and-one play ... Had zero-yard sack of Andy Dalton on Dec. 23 vs. Bengals ... Tied season-high in tackles (11) on Dec. 30 vs. Cleveland, with third-down sack of Thad Lewis.

More from previous seasons: 2002—College free agent signee opened season on Pittsburgh practice squad and was activated to roster on Dec. 17 ... Made NFL debut in regular-season finale Dec. 29 vs. Baltimore (no statistics) ... Wore uniform No. 93 in Ravens contest, his only career pro game wearing a number other than 92 ... Inactive for both Steelers playoff games. 2003—Waived by Pittsburgh in final cuts ... On Steelers practice squad from Sept. 17 through Oct. 7, when he was released ... Not with an NFL team for remainder of season. 2004—Signed by Baltimore in January and was allocated by Ravens to Rhein Fire for spring season in NFL Europe ... Waived by Ravens in June and re-signed with Pittsburgh just before training camp ... Gained foothold on Steelers roster and played in every game, with four starts, and played in both Steelers postseason games ... His 23 special teams tackles ranked second on the club ... Logged his first career sack on Nov. 14 at Cleveland, downing Jeff Garcia for three-yard loss ... Scored his only career regular-season TD in season finale on 1-2-05 at Buffalo, going 18 yards with fourth-quarter fumble recovery for score that gave Steelers eventual winning points in 29-24 victory. 2005—Played in every regular-season game for Steelers team that went on to win Super Bowl XL vs. Seattle ... Played in postseason opener, Wild Card game on 1-8-06 at Bengals, but suffered ankle injury after making one special teams tackle ... Missed the next two playoff games and returned to see action in Super Bowl, when he led special teams with three tackles ... Logged first pro INT on Oct. 10 at San Diego, returning Drew Brees pass 25 yards. 2006—Played 11 games ... His only start of season came Dec. 31 at Bengals, when he subbed for injured Clark Haggans and had three tackles. 2007—Played his first season as a Pittsburgh starter and earned first Pro Bowl berth ... Had 8.5 sacks and six forced fumbles, and ranked fourth on team in tackles (80) ... Had career-high (through 2012) of 3.5 sacks on Nov. 5 vs. Baltimore ... Still a mainstay on special teams, he tied for second in tackles (12) ... Had 1.5 sacks against David Garrard, first career sacks in postseason, in Wild Card loss on 1-5-08 vs. Jacksonville ... Named AFC Defensive Player of the Month for November. 2008—Named as Associated Press NFL Defensive Player of the Year after leading Steelers to AFC North title and victory over Arizona in Super Bowl XLIII ... Had 100-yard INT for TD in Super Bowl (detail in previous item) ... Set Steelers record with 16.0 sacks, and had seven forced fumbles ... Had career-high 100 tackles, a mark he would tie in 2010 ... First-team All-Pro by AP, Sports Illustrated and Sporting News. 2009—Started every Steelers game, logging 10.0 sacks and five forced fumbles ... Named AFC Defensive Player of the Month for October, when in four games he had 7.0 sacks, two forced fumbles and a fumble recovery. 2010—Earned his second first-team All-Pro nod from Associated Press, starting every game as Steelers took their season to a Super Bowl loss vs. Green Bay ... Had 10.5 sacks in regular season, third straight season in double figures ... Four sacks in postseason, including three against Joe Flacco in Divisional win on 1-15-11 vs. Baltimore ... Had a sack of Aaron Rodgers in Super Bowl. 2011—Logged 9.0 sacks and two forced fumbles for Steelers Wild Card playoff entry ... Named starter in Pro Bowl for fifth straight year ... Missed Games 5-8 due to an eye injury, and missed Game 15, Dec. 19 at San Francisco, due to one-game NFL suspension ... Had three sacks Nov. 6 vs. Baltimore, and had all three of Steelers sacks against Andy Dalton in win Dec. 4 vs. Bengals ... The Cincinnati game was his career fifth with three or more sacks.

College: Named as Kent State's Outstanding Defensive Player as a both a junior and senior (2000-01) ... First-team All-MAC selection in '01, and finished third in league's Defensive Player of Year balloting, leading league in sacks (15.0) ... Moved into starting lineup for the last three games of his sophomore 1999 season.

Personal: Hometown is Akron, Ohio ... Attended Coventry High School ... Has two sons, James and Henry ... General studies major at Kent State.

NOTE ABOUT NFL EXPERIENCE: Harrison did not earn an accrued year of experience toward NFL free agency in 2002 or '03 because he was not on a 53-player roster, a Reserve/Injured list or a Reserve/Physically Unable to Perform list for the required minimum of six games in either year.

JAMES HARRISON'S STATISTICS

			DEFENSE							INTERCEPTIONS					SCORING				
YEAR	TEAM	G-S	ST	AT	TT	SKS-YDS	PBU	FF	FR-YDS	NO	YDS	AVG	LG	TD	TD	TD-IntRt	TD-FRRt	S	PTS
2002	Pittsburgh	1-0	0	0	0	0-0	0	0	0-0	0	0	—	—	0	0	0	0	0	0
2003	Pittsburgh	0-0	DID NOT PLAY*							DID NOT PLAY*					DID NOT PLAY*				
2004	Pittsburgh	16-4	18	7	25	1-3	4	0	1-18	0	0	—	—	0	1	0	1	0	6
2005	Pittsburgh	16-3	21	9	30	3-19	2	0	0-0	1	25	25.0	25	0	0	0	0	0	0
2006	Pittsburgh	11-1	4	4	8	0-0	0	0	0-0	0	0	—	—	0	0	0	0	0	0
2007	Pittsburgh	16-16	67	13	80	8.5-54	2	6	3-0	1	20	20.0	20	0	0	0	0	0	0
2008	Pittsburgh	15-15	68	32	100	16-114.5	2	7	0-0	1	33	33.0	33	0	0	0	0	1	2
2009	Pittsburgh	16-16	54	20	74	10-62	2	5	2-0	0	0	—	—	0	0	0	0	0	0
2010	Pittsburgh	16-16	73	27	100	10.5-72	3	6	1-0	2	2	1.0	2	0	0	0	0	0	0
2011	Pittsburgh	11-11	49	13	62	9-54	1	2	0-0	0	0	—	—	0	0	0	0	0	0
2012	Pittsburgh	13-13	52	19	71	6-26	0	2	0-0	0	0	—	—	0	0	0	0	0	0
CAREER		131-95	406	144	550	64-404.5	16	28	7-18	5	80	16.0	33	0	1	0	1	1	8

		SPECIAL TEAMS								KICKOFF RETURNS						PUNT RETURNS					
YEAR	TEAM	ST	AT	TT	FF	FR-YDS	BP	BFG	BXP	NO	YDS	AVG	FC	LG	TD	NO	YDS	AVG	FC	LG	TD
2004	Pittsburgh	15	8	23	0	0-0	0	0	0	0	0	—	0	—	0	0	0	—	0	—	0
2005	Pittsburgh	10	8	18	0	0-0	0	0	0	1	-2	-2.0	0	-2	0	0	0	—	1	—	0
2006	Pittsburgh	13	2	15	0	0-0	1	0	0	0	0	—	0	—	0	0	0	—	0	—	0
2007	Pittsburgh	9	3	12	1	0-0	0	0	0	0	0	—	0	—	0	0	0	—	0	—	0
2008	Pittsburgh	10	2	12	0	0-0	0	0	0	0	0	—	0	—	0	0	0	—	0	—	0
2009	Pittsburgh	0	0	0	0	0-0	0	0	0	0	0	—	0	—	0	1	1	1.0	0	1	0
CAREER		57	23	80	1	0-0	1	0	0	1	-2	-2.0	0	-2	0	1	1	1.0	1	1	0

POSTSEASON

			DEFENSE							INTERCEPTIONS					SCORING				
YEAR	TEAM	G-S	ST	AT	TT	SKS-YDS	PBU	FF	FR-YDS	NO	YDS	AVG	LG	TD	TD	TD-IntRt	TD-FRRt	S	PTS
2002	Pittsburgh	0-0	DID NOT PLAY*							DID NOT PLAY*					DID NOT PLAY*				
2004	Pittsburgh	2-0	0	0	0	0-0	0	0	0-0	0	0	—	—	0	0	0	0	0	0
2005	Pittsburgh	2-0	0	0	0	0-0	0	0	0-0	0	0	—	—	0	0	0	0	0	0
2007	Pittsburgh	1-1	4	4	8	1.5-11	3	0	0-0	0	0	—	—	0	0	0	0	0	0
2008	Pittsburgh	3-3	10	3	13	1-7	1	0	0-0	1	100	100.0	100t	1	1	1	0	0	6
2010	Pittsburgh	3-3	10	5	15	4-27	2	0	0-0	0	0	—	—	0	0	0	0	0	0
2011	Pittsburgh	1-1	4	1	5	0-0	0	0	0-0	0	0	—	—	0	0	0	0	0	0
CAREER		12-8	28	13	41	6.5-45	6	0	0-0	1	100	100.0	100t	1	1	1	0	0	6

		SPECIAL TEAMS								KICKOFF RETURNS						PUNT RETURNS					
YEAR	TEAM	ST	AT	TT	FF	FR-YDS	BP	BFG	BXP	NO	YDS	AVG	FC	LG	TD	NO	YDS	AVG	FC	LG	TD
2004	Pittsburgh	3	2	5	0	0-0	0	0	0	—	—	—	—	—	—	—	—	—	—	—	—
2005	Pittsburgh	2	2	4	0	0-0	0	0	0	—	—	—	—	—	—	—	—	—	—	—	—
2007	Pittsburgh	2	0	2	0	0-0	0	0	0	—	—	—	—	—	—	—	—	—	—	—	—
CAREER		7	4	11	0	0-0	0	0	0	—	—	—	—	—	—	—	—	—	—	—	—

* NOTE: Harrison was inactive for two postseason games with Pittsburgh in 2002. He was on the practice squad for three regular-season games with Pittsburgh in 2003.

2012 REGULAR-SEASON GAME-BY-GAME

		DEFENSE								INTERCEPTIONS				
DATE	OPPONENT	ST	AT	TT	SKS-YDS	INT-YDS	PD	FF	FR-YDS	NO	YDS	AVG	LG	TD
		Pittsburgh Steelers												
9-9	at Denver	INACTIVE								INACTIVE				
9-16	N.Y. JETS	INACTIVE								INACTIVE				
9-23	at Oakland	INACTIVE								INACTIVE				
9-30	— BYE —													
10-7	PHILADELPHIA	3	2	5	0-0	0-0	0	0	0-0	—	—	—	—	—
10-11	at Tennessee	3	2	5	1-8	0-0	0	0	0-0	—	—	—	—	—
10-21	at Cincinnati	0	0	0	0-0	0-0	0	0	0-0	—	—	—	—	—
10-28	WASHINGTON	4	0	4	0-0	0-0	0	0	0-0	—	—	—	—	—
11-4	at N.Y. Giants	6	0	6	0-0	0-0	0	0	0-0	—	—	—	—	—
11-12	KANSAS CITY	1	6	7	0-0	0-0	0	0	0-0	—	—	—	—	—
11-18	BALTIMORE	4	1	5	1-3	0-0	0	0	0-0	—	—	—	—	—
11-25	at Cleveland	10	1	11	1-8	0-0	0	0	0-0	—	—	—	—	—
12-2	at Baltimore	6	0	6	1-5	0-0	0	1	0-0	—	—	—	—	—
12-9	SAN DIEGO	3	3	6	0-0	0-0	0	0	0-0	—	—	—	—	—
12-16	at Dallas	3	0	3	0-0	0-0	0	1	0-0	—	—	—	—	—
12-23	CINCINNATI	2	0	2	1-0	0-0	0	0	0-0	—	—	—	—	—
12-30	CLEVELAND	7	4	11	1-2	0-0	0	0	0-0	—	—	—	—	—
TOTALS		52	19	71	6-26	0-0	0	2	0-0	—	—	—	—	—

HAWKINS, ANDREW — WR #16

Height: 5-7
Weight: 180
College: Toledo
Experience: 3rd-year player in 2013

2012 games-starts: 14-2
Career games-starts: 27-2
Born: 3-10-86
Hometown: Johnstown, Pa.
Acquired: W(StL.)'11

A waiver acquisition in 2011 training camp, Hawkins rose to a regular role in '12 as Cincinnati's slot WR ... Missed Games 10-11 due to knee injury, but still ranked third on team in both receptions (51) and receiving yards (533) ... Had four TD catches, including one of 59 and one of 50 yards ... Opened '11 season on Bengals practice squad, then made active roster and finished season with 23 receptions for 263 yards ... A two-year Canadian Football League veteran, he played for Montreal on Grey Cup winning teams in 2009 and '10.

Career transactions: Signed with St. Louis as free agent on 1-12-11 ... Waived by Rams on 7-31-11, and acquired 8-1-11 on waivers by Cincinnati ... Waived by Bengals on 9-3-11, then signed 9-4-11 to Bengals' practice squad ... Signed to Bengals' roster on 9-20-11 ... Re-signed with Bengals as exclusive-rights player on 4-3-13.

2012 general: Played in 14 games (Games 1-9 and 12-15), with two starts as third WR (Games 9 and 12) ... Also played in Wild Card playoff ... Inactive for Games 10-11 due to knee injury suffered Nov. 16 in practice ... Third on team in both receptions (51) and receiving yards (533), behind A.J. Green and Jermaine Gresham in both categories ... Also had six rushes for 30 yards.

2012 game-by-game: On Sept. 10 at Baltimore, led team in receptions (eight) and receiving yards (86), both of which stand as his career highs ... Two receptions for 56 yards Sept. 16 vs. Cleveland, including his first NFL TD on 50-yard highlight-reel catch-and-run in fourth quarter, converting a third-and-10 play ... Caught two-for-66 Sept. 23 at Washington, including 59-yard TD that produced eventual winning points in fourth quarter ... Three-for-39 receiving Sept. 30 at Jacksonville, including a 31-yarder on a third-down play to help set up a Bengals TD ... Two-for-17 receiving Oct. 21 vs. Pittsburgh, and his two special teams tackles tied for the team lead ... Four-for-32 receiving Nov. 4 vs. Denver, including an 18-yarder to convert a third-and-13 ... Three-for-16 receiving Nov. 11 vs. N.Y. Giants, including an 11-yard TD on a one-handed grab, giving the Bengals a 14-0 lead ... Six receptions (led team) for 44 yards Dec. 9 vs. Dallas, including eight-yard TD on shovel pass on Bengals' opening drive ... One rush for nine yards Dec. 13 at Philadelphia ... Three receptions for 30 yards Dec. 23 at Pittsburgh ... Three receptions for 18 yards Dec. 30 vs. Baltimore ... Caught two-for-15 in Wild Card playoff on 1-5-13 at Houston.

2011: His 23 receptions and 263 receiving yards each ranked fifth on team ... Had five rushes for 25 yards (5.0), and had five special teams tackles ... Had nine touches that converted third-down situations, seven on receptions and two on rushes ... On Bengals practice squad for Games 1-2, then signed to active roster after Game 2 ... Inactive for Game 3 ... Played in Games 4-16, as well as in Wild Card Playoff ... Saw first NFL action Oct. 3 vs. Buffalo, contributing to a win with two catches for 43 yards ... Two catches for 6 yards Oct. 9 at Jacksonville, and also had key special teams tackle in fourth quarter on punt returner Cecil Shorts at Jacksonville 25, allowing no gain ... Had two-for-27 receiving Nov. 27 vs. Cleveland, including a 19-yarder in the first quarter to convert a third-and-19 ... Three catches for 34 yards on 1-1-12 vs. Baltimore, including a six-yarder to keep alive a Bengals fourth-quarter FG drive, and a diving 26-yarder to the Baltimore 11 to set up another Bengals FG ... One catch for eight yards in Wild Card playoff on 1-7-12 at Houston.

College: Played four seasons (2004-07) at Toledo ... Became Toledo's first two-way player in 40 years, seeing action at both WR and CB ... College career totals included 67 receptions for 634 yards and five TDs (four receiving, one rushing).

Personal: Hometown is Johnstown, Pa. ... Attended Bishop McCort High School ... Brother, Artrell, was Bengals' 1998 second-round draft pick out of University of Cincinnati and played for Bengals from 1998-2003 ... Father, Artrell Sr., signed with Pittsburgh Steelers as college free agent out of University of Pittsburgh in 1981 (though he did not play or make Steelers' all-time roster).

ANDREW HAWKINS' STATISTICS

			RECEIVING					RUSHING					SCORING					
YEAR	TEAM	G-S	NO	YDS	AVG	LG	TD	ATT	YDS	AVG	LG	TD	TD	TD-R	TD-P	TD-Rt	2-PtC	PTS
2011	Cincinnati	13-0	23	263	11.4	26	0	5	25	5.0	8	0	0	0	0	0	0	0
2012	Cincinnati	14-2	51	533	10.5	59t	4	6	30	5.0	11	0	4	0	4	0	0	24
CAREER		27-2	74	796	10.8	59t	4	11	55	5.0	11	0	4	0	4	0	0	24

		SPECIAL TEAMS								KICKOFF RETURNS						PUNT RETURNS					
YEAR	TEAM	ST	AT	TT	FF	FR-YDS	BP	BFG	BXP	NO	YDS	AVG	FC	LG	TD	NO	YDS	AVG	FC	LG	TD
2011	Cincinnati	2	3	5	0	0-0	0	0	0	—	—	—	—	—	—	—	—	—	—	—	—
2012	Cincinnati	2	1	3	0	0-0	0	0	0	—	—	—	—	—	—	—	—	—	—	—	—
CAREER		4	4	8	0	0-0	0	0	0	—	—	—	—	—	—	—	—	—	—	—	—

RECEIVING SINGLE-GAME HIGHS: RECEPTIONS—8 (9-10-12 at Baltimore). YARDS—86 (9-10-12 at Baltimore). LONG—59t (9-23-12 at Washington). TOUCHDOWNS—1 (four times; most recently on 12-9-12 vs. Dallas).

RUSHING SINGLE-GAME HIGHS: ATTEMPTS—2 (9-23-12 at Washington). YARDS—16 (9-23-12 at Washington). LONG—11 (9-23-12 at Washington). TOUCHDOWNS—(none).

POSTSEASON

			RECEIVING					RUSHING					SCORING					
YEAR	TEAM	G-S	NO	YDS	AVG	LG	TD	ATT	YDS	AVG	LG	TD	TD	TD-R	TD-P	TD-Rt	2-PtC	PTS
2011	Cincinnati	1-0	1	8	8.0	8	0	—	—	—	—	—	—	—	—	—	—	—
2012	Cincinnati	1-0	2	15	7.5	8	0	—	—	—	—	—	—	—	—	—	—	—
CAREER		2-0	3	23	7.7	8	0	—	—	—	—	—	—	—	—	—	—	—

CAREER GAME-BY-GAME

		RECEIVING					RUSHING				
DATE	OPPONENT	NO	YDS	AVG	LG	TD	ATT	YDS	AVG	LG	TD
2011 / CINCINNATI											
9-11	at Cleveland			PRACTICE SQUAD					PRACTICE SQUAD		
9-18	at Denver			PRACTICE SQUAD					PRACTICE SQUAD		
9-25	SAN FRANCISCO			INACTIVE					INACTIVE		
10-2	BUFFALO	2	43	21.5	25	0	0	0	—	—	0
10-9	at Jacksonville	2	6	3.0	9	0	0	0	—	—	0
10-16	INDIANAPOLIS	1	7	7.0	7	0	0	0	—	—	0
10-23	— BYE —										
10-30	at Seattle	0	0	—	—	0	1	6	6.0	6	0
11-6	at Tennessee	0	0	—	—	0	0	0	—	—	0
11-13	PITTSBURGH	5	56	11.2	25	0	1	4	4.0	4	0
11-20	at Baltimore	4	47	11.8	19	0	0	0	—	—	0
11-27	CLEVELAND	2	27	13.5	19	0	0	0	—	—	0
12-4	at Pittsburgh	1	8	8.0	8	0	0	0	—	—	0
12-11	HOUSTON	1	22	22.0	22	0	1	4	4.0	4	0
12-18	at St. Louis	1	10	10.0	10	0	1	8	8.0	8	0
12-24	ARIZONA	1	3	3.0	3	0	0	0	—	—	0
1-1	BALTIMORE	3	34	11.3	26	0	1	3	3.0	3	0
Postseason											
1-7	at Houston	1	8	8.0	8	0	0	0	—	—	0
2012 / CINCINNATI											
9-10	at Baltimore	8	86	10.8	27	0	0	0	—	—	0
9-16	CLEVELAND	2	56	28.0	50t	1	0	0	—	—	0
9-23	at Washington	2	66	33.0	59t	1	2	16	8.0	11	0
9-30	at Jacksonville	3	39	13.0	31	0	0	0	—	—	0
10-7	MIAMI	5	47	9.4	24	0	1	5	5.0	5	0
10-14	at Cleveland	5	35	7.0	11	0	1	2	2.0	2	0
10-21	PITTSBURGH	2	17	8.5	13	0	0	0	—	—	0
10-28	— BYE —										
11-4	DENVER	4	32	8.0	18	0	1	-2	-2.0	-2	0
11-11	N.Y. GIANTS	3	16	5.3	11t	1	0	0	—	—	0
11-18	at Kansas City			INACTIVE					INACTIVE		
11-25	OAKLAND			INACTIVE					INACTIVE		
12-2	at San Diego	5	47	9.4	17	0	0	0	—	—	0
12-9	DALLAS	6	44	7.3	11	1	0	0	—	—	0
12-13	at Philadelphia	0	0	—	—	0	1	9	9.0	9	0
12-23	at Pittsburgh	3	30	10.0	19	0	0	0	—	—	0
12-30	BALTIMORE	3	18	6.0	8	0	0	0	—	—	0
Postseason											
1-5	at Houston	2	15	7.5	8	0	0	0	—	—	0

HAWKINSON, TANNER — G #72

Height: 6-5
Weight: 300
College: Kansas
Experience: Rookie in 2013

2012 games-starts: 0-0
Career games-starts: 0-0
Born: 5-14-90
Hometown: McPherson, Kansas
Acquired: D5'13

Hawkinson has outstanding quickness and balance for a player his size ... Slated to open his Bengals roster bid at guard, but he played OT at Kansas and could get work at any line position ... Likened by Bengals coaches to former Cincinnati G Eric Steinbach for his potential to pull and to sustain blocks in space ... Started all 48 games of his KU career.

Career transactions: Selected by Cincinnati in fifth round of 2013 NFL Draft (156th overall) ... Signed with Bengals on 5-14-13.

Coach Paul Alexander says: "Tanner has exceptionally quick feet, and he's a very versatile guy. He needs to get a little stronger, but it's easier to get stronger than it is to get quicker. I like his athleticism. We're going to start him out at guard, but I told him to be ready to work at all the spots. He'll make everyone's seat a little uncomfortable. I'm really kidding, but whoever has a bad practice, I could put Tanner right behind that guy the next day."

College highlights: Played four seasons (2009-12) at Kansas, with a redshirt year in 2008 ... Set school records for career starts and consecutive starts (48) ... Originally recruited as a tight end, and saw time briefly at DE before settling at OT prior to '09 season. 2012—Started all 12 games at LOT, earning second-team All-Big 12 honors from Associated Press ... Helped pave way for a rushing game that averaged 4.6 yards per carry, with RB James Sims gaining 1048 yards and RB Tony Pierson amassing 790 ... Broke old KU record for consecutive starts when he hit the 44 mark during 236-yard team rushing effort vs. Texas. 2011—Started every game at ROT ... Aided team rushing efforts of 296 yards vs. Baylor and 253 vs. Northern Illinois. 2010—Started every game at LOT, helping RB James Sims post 4.4-yard rushing average. 2009—Started all 12 games at LOT and earned first-team Freshman All-American honors from Football Writers Association ... All-Big 12 honorable mention from league coaches. 2008—Redshirted as a true freshman at DE.

High school: Attended McPherson (Kan.) High School, where he was an all-state selection at DE as a senior and an all-state choice at TE as a junior ... Named conference MVP as a senior, when in addition to playing defense he had 30 receptions for 500 yards and five TDs ... Earned all-league honors in basketball as a senior.

Personal: Hometown is McPherson, Kan. ... Earned degree from Kansas in economics, with minor in business ... Maternal grandfather, mother, two brothers and one sister also attended Kansas ... Enjoys being outdoors.



HERRON, DANIEL — HB #34

Height: 5-10
Weight: 212
College: Ohio State
Experience: 1st-year player in 2013

2012 games-starts: 3-0
Career games-starts: 3-0
Born: 3-21-89
Hometown: Warren, Ohio
Acquired: D6'12

Bengals' sixth-round draft pick in 2012, Herron began season on practice squad and was signed to active roster after Game 12 ... Instant success on special teams, he had a tipped punt in his Bengals debut (vs. Dallas) and a blocked punt the next week at Philadelphia ... An Ohio State team captain in 2011, he was named team MVP despite missing the first six games ... His 2869 career rushing yards ranked 10th in OSU history, and he rushed for 32 TDs.

Career transactions: Selected by Cincinnati in sixth round of 2012 NFL Draft (191st overall) ... Signed with Bengals on 5-23-12 ... Waived by Bengals on 8-31-12, then signed on 9-1-12 to Bengals' practice squad ... Signed to Bengals' roster on 12-4-12.

2012 highlights: Played in all four preseason games, rushing for 42 yards on 25 carries ... Opened regular season on Bengals practice squad, and after roster activation played in three games (Games 13-14 and 16), with a blocked punt, four special teams tackles and four rushes for five yards ... Inactive for Game 15 at Pittsburgh ... Made NFL debut on Dec. 9 vs. Dallas and partially blocked a Cowboys punt in the second quarter, with the ball traveling just 39 yards ... On Dec. 13 at Philadelphia, he pushed Eagles up-back Marvin McNutt into path of the punter, forcing a blocked punt that he recovered and returned three yards to Eagles 11, setting up a Bengals FG ... Also had three rushes for eight yards at Philadelphia, and logged two special teams tackles (tied for team lead) ... Two special teams tackles on Dec. 30 vs. Baltimore ... Inactive for Wild Card playoff on 1-5-13 at Houston.

College: Played four seasons (2008-11) at Ohio State, with a redshirt year in 2007 ... Totaled 41 games with 22 starts, and rushed 592-for-2869 (average of 4.9 yards per carry) ... Also had 44 receptions for 309 yards (7.0) ... Scored 32 rushing TDs and one on a reception ... In seven games in 2011, rushed for 675 yards on 134 carries, averaging 96.4 yards per game played and 5.0 yards per carry ... Rushed 33-for-160 in upset win over Wisconsin ... Missed Games 1-6 as part of a group of OSU players who were suspended due to violations of NCAA rules on improper benefits to student-athletes ... Earned first-team All-Big Ten honors as a junior in 2010, rushing 216-for-1155 (5.4) with 16 TDs ... Career highs in receptions (19) and receiving yards (180) ... Helped Buckeyes finish with No. 5 national ranking after 12-1 season including Sugar Bowl victory over Arkansas ... His 22-for-175 rushing day in 37-7 rout of Michigan included 89-yard TD run, longest rush in OSU history.

Personal: Hometown is Warren, Ohio ... Attended Warren G. Harding High School, where he earned first-team All-State honors as a senior, rushing for 1434 yards and 18 TDs ... Earned degree from Ohio State in African-American Studies ... Widely known by the nickname "Boom" ... Brother, David, was a LB at Michigan State and played in NFL over 2007-10.

NOTE ABOUT NFL EXPERIENCE: Herron did not earn an accrued year of experience toward NFL free agency in 2012 because he was not on a 53-player roster, a Reserve/Injured list or a Reserve/Physically Unable to Perform list for the required minimum of six games that year.

DANIEL HERRON'S STATISTICS

			RUSHING					RECEIVING					SCORING					
YEAR	TEAM	G-S	ATT	YDS	AVG	LG	TD	NO	YDS	AVG	LG	TD	TD	TD-R	TD-P	TD-Rt	2-PtC	PTS
2012	Cincinnati	3-0	4	5	1.3	6	0	—	—	—	—	—	—	—	—	—	—	—
CAREER		3-0	4	5	1.3	6	0	—	—	—	—	—	—	—	—	—	—	—

		SPECIAL TEAMS								KICKOFF RETURNS						PUNT RETURNS					
YEAR	TEAM	ST	AT	TT	FF	FR-YDS	BP	BFG	BXP	NO	YDS	AVG	FC	LG	TD	NO	YDS	AVG	FC	LG	TD
2012	Cincinnati	3	1	4	0	0-0	1	0	0	—	—	—	—	—	—	—	—	—	—	—	—
CAREER		3	1	4	0	0-0	1	0	0	—	—	—	—	—	—	—	—	—	—	—	—

ADDITIONAL STATISTICS: Herron recovered his own blocked punt and returned it three yards on Dec. 13 at Philadelphia.

RUSHING SINGLE-GAME HIGHS: ATTEMPTS—3 (12-13-12 at Philadelphia). YARDS—8 (12-13-12 at Philadelphia). LONG—6 (12-13-12 at Philadelphia). TOUCHDOWNS—(none).

POSTSEASON

			RUSHING					RECEIVING					SCORING					
YEAR	TEAM	G-S	ATT	YDS	AVG	LG	TD	NO	YDS	AVG	LG	TD	TD	TD-R	TD-P	TD-Rt	2-PtC	PTS
2012	Cincinnati	0-0	DID NOT PLAY*					DID NOT PLAY*					DID NOT PLAY*					
CAREER		0-0	0	0	—	—	0	—	—	—	—	—	—	—	—	—	—	—

* NOTE: Herron was inactive for one postseason game with Cincinnati in 2012.

HUBER, KEVIN — P #10

Height: 6-1
Weight: 212
College: Cincinnati
Experience: 5th-year player in 2013

2012 games-starts: 16-0
Career games-starts: 64-0
Born: 7-16-85
Hometown: Cincinnati, Ohio
Acquired: D5'09

Cincinnati native has played in every Bengals game since his selection in 2009 draft, and his career average of 44.0 yards per punt ranks first in club history, ahead of Dave Lewis at 43.7 (from 1970-73) ... Also ranks first in Bengals history in career net average at 38.9, leading Lewis' 38.4 ... His 2012 gross (46.6) and net (42.0) averages are both club season records ... Led NFL in '12 in punts downed inside five-yard line (11) ... Also has been the holder for placekicks for his full career ... Was first kicking specialist taken in 2009 draft, after University of Cincinnati career in which he won one national punting title and twice led nation in net punting.

Career transactions: Selected by Cincinnati in fifth round of 2009 NFL Draft (142nd overall) ... Signed with Bengals on 7-16-09 ... Re-signed with Bengals on 3-8-13.

2012 general: Played in all 16 games and in Wild Card playoff ... Averaged Bengals record 46.6 yards on 76 punts, as well as record 42.0 net ... Gross and net punting averages topped previous club records 46.2 gross set by Dave Lewis in 1970 and 39.3 net by Dale Livingston in 1968 ... Had 33 inside-20 kicks and just seven touchbacks, and his plus-26 differential ranked tied for sixth in NFL ... Ended season tied with Kyle Larson for Bengals' best career ratio of inside-20s to touchbacks (3.41-1).

2012 game-by-game: Averaged 42.0 yards on three punts (39.0 net) Sept. 16 vs. Cleveland, with all three inside-20 ... Averaged 41.3 on four punts Sept. 23 vs. Washington, and his three inside-20s (no touchbacks) included one downed at Redskins two in fourth quarter ... Averaged 47.7 yards on three punts (47.7 net) Sept. 30 at Jacksonville, with two inside-20 kicks, including one downed at the four ... Averaged 48.3 yards on four punts Nov. 11 vs. N.Y. Giants, including two inside-20s ... On Nov. 18 at Kansas City, a season-long punt of 69 yards fueled season-bests in gross punt yards (53.7) and net punt yards (48.7), and he had three inside-20s ... Averaged just 38.0 yards on three punts (38.0 net) Dec. 2 at San Diego, but all three kicks were inside-20s, including one downed at the four ... In playoff-clinching win Dec. 23 at Pittsburgh, averaged 52.7 yards on six punts (48.3 net), and his four inside-20s included one out of bounds at Steelers two ... Averaged 47.1 yards (43.4 net) on seven punts Dec. 30 vs. Baltimore with one touchback and four inside-20s, including punts downed at the five and the three ... In Wild Card playoff on 1-5-13 at Houston, averaged 46.6 yards on five kicks (43.8 net), with three inside-20s and no touchbacks.

Previous seasons: 2009—His 43.2-yard gross average tied Bengals' second-best since 1999 ... Had 36.3 net average; in 10 previous seasons, only once did a Bengals punter better that mark ... Had 24 inside-20 kicks and only 10 touchbacks ... Made regular-season debut Sept. 13 vs. Denver, averaging 39.7 yards on seven punts, with season-best five inside-20 ... Had two key punts in second half of Sept. 20 win at Green Bay, a 48-yarder that went out of bounds at Green Bay four and a 56-yarder to Packers 26 ... successfully kicked away from AFC punt return leader Joshua Cribbs Nov. 29 vs. Cleveland, denying a return while averaging 42.0 yards on six punts with four inside-20s (one touchback) ... Averaged 48.0 yards on four punts in Wild Card playoff on 1-9-10 vs. N.Y. Jets, with 36.5 net average. 2010—Averaged 42.1 yards per punt (38.2 net), with 28 inside-20s and six touchbacks ... Had only one touchback in the last 11 games ... Helped Bengals control field position all day in win Sept. 26 at Carolina, as five of his six punts were downed inside-20 (tied career high), including three inside the five ... All three punts on Oct. 3 at Cleveland were downed inside the Browns' 20 ... On Nov. 8 vs. Pittsburgh, had punt downed at Steelers' one but also suffered only career blocked punt due to protection breakdown ... All four punts were downed inside the 20 on Nov. 14 at Indianapolis. 2011—Averaged 44.2 yards on career-high 91 punts, and 39.2 net was second-best for a Bengals season at that time ... Played all 16 games and in Wild Card playoff ... His 4023 total punting yards set Bengals record, surpassing Lee Johnson's 3954 in 1993 ... Averaged 38.4 yards on five punts Oct. 2 vs. Buffalo, allowing no returns (also 38.4 net), and had two inside-20s with no touchbacks ... Had punt downed at two-yard line Oct. 9 at Jacksonville, helping set up field position for offense's game-winning TD drive ... Had personal season long of 71 yards in Jacksonville game ... Averaged 45.3 yards on seven punts in key win Dec. 4 at Pittsburgh, along with season-best four inside-20 kicks and no touchbacks ... In Wild Card playoff on 1-7-12 at Houston, averaged 48.3 yards on three punts, with one inside-20, no touchbacks and 44.3 net.

Cincinnati all the way: Huber is only the second player drafted by the Bengals who grew up in Cincinnati and attended both high school and college in the Queen City. He attended McNicholas High School before enrolling at the University of Cincinnati. The first such player was RB Clem Turner, a fourth-round draftee in 1969 who went to Woodward High and then UC. Turner played for the Bengals only in 1969, and also played for Denver from 1970-72.

College: Played four seasons (2005-08) at Cincinnati, with 117 of his 124 punts coming in his last two campaigns ... Led the nation in net punting average in both 2007 and '08, and as a junior in 2007, his 46.9-yard gross average made him the first UC player to win the official national punting title ... Averaged 45.5 gross yards for his career, becoming eighth player in Division I/FBS history to average 45.0 yards or more for his career ... Had 47 inside-20 kicks for his career, with just 14 touchbacks ... Redshirted (did not play) in 2004.

Personal: Hometown is Cincinnati ... Attended McNicholas High School, where he was a three-time all-league selection ... Finance major at University of Cincinnati, twice earning Commissioner's Honor Roll when Bearcats played in Conference USA ... Later made the Big East All-Academic team ... Favorite hobby is golf.

KEVIN HUBER'S STATISTICS

			PUNTING										SPECIAL TEAMS							
YEAR	TEAM	G-S	NO	YDS	AVG	OPP RET	RET YDS	NET	TB	IN-20	LG	BLK	ST	AT	TT	FF	FR-YDS	BP	BFG	BXP
2009	Cincinnati	16-0	86	3713	43.2	39	393	36.3	10	24	61	0	2	0	2	0	0-0	0	0	0
2010	Cincinnati	16-0	71	2992	42.1	26	124	38.2	6	28	72	1	0	0	0	0	0-0	0	0	0
2011	Cincinnati	16-0	91	4023	44.2	38	273	39.2	9	24	71	0	0	0	0	0	0-0	0	0	0
2012	Cincinnati	16-0	76	3540	46.6	27	210	42.0	7	33	69	0	0	0	0	0	0-0	0	0	0
CAREER		64-0	324	14,268	44.0	130	1000	38.9	32	109	72	1	2	0	2	0	0-0	0	0	0

		PASSING								RUSHING				
YEAR	TEAM	ATT	CMP	YDS	TD	INT	LG	SKD-YDS	RAT	ATT	YDS	AVG	LG	TD
2009	Cincinnati	—	—	—	—	—	—	—	—	1	0	0.0	0	0
2012	Cincinnati	—	—	—	—	—	—	—	—	1	-1	-1.0	-1	0
CAREER		—	—	—	—	—	—	—	—	2	-1	-0.5	0	0

PUNTING SINGLE-GAME HIGHS: NUMBER—9 (two times; most recently 10-31-10 vs. Miami). YARDS—406 (10-4-09 at Cleveland). AVERAGE (minimum four punts)—53.7 (11-18-12 at Kansas City). NET AVERAGE (minimum four punts)—48.7 (11-18-12 at Kansas City). INSIDE-20s—5 (two times; most recently 9-26-10 at Carolina). LONG—72 (10-10-10 vs. Tampa Bay).

POSTSEASON

			PUNTING										SPECIAL TEAMS							
YEAR	TEAM	G-S	NO	YDS	AVG	OPP RET	RET YDS	NET	TB	IN-20	LG	BLK	ST	AT	TT	FF	FR-YDS	BP	BFG	BXP
2009	Cincinnati	1-0	4	192	48.0	2	26	36.5	1	0	56	0	—	—	—	—	—	—	—	—
2011	Cincinnati	1-0	3	145	48.3	3	12	44.3	0	1	55	0	—	—	—	—	—	—	—	—
2012	Cincinnati	1-0	5	233	46.6	2	14	43.8	0	3	53	0	—	—	—	—	—	—	—	—
CAREER		3-0	12	570	47.5	7	52	41.5	1	4	56	0	—	—	—	—	—	—	—	—

CAREER GAME-BY-GAME

		PUNTING									
DATE	OPPONENT	NO	YDS	AVG	OPP RET	RET YDS	NET	TB	IN-20	LG	BLK
2009 / CINCINNATI											
9-13	DENVER	7	278	39.7	3	17	37.3	0	5	55	0
9-20	at Green Bay	4	185	46.3	0	0	41.3	1	2	61	0
9-27	PITTSBURGH	5	204	40.8	0	0	36.8	1	1	54	0
10-4	at Cleveland	9	406	45.1	6	120	31.8	0	2	57	0
10-11	at Baltimore	4	160	40.0	2	1	39.8	0	1	50	0
10-18	HOUSTON	7	335	47.9	5	47	41.1	0	1	58	0
10-25	CHICAGO	1	36	36.0	0	0	36.0	0	0	36	0
11-1	— BYE —										
11-8	BALTIMORE	5	232	46.4	3	12	40.0	1	1	51	0
11-15	at Pittsburgh	4	166	41.5	2	30	34.0	0	1	50	0
11-22	at Oakland	4	199	49.8	3	17	40.5	1	0	54	0
11-29	CLEVELAND	6	252	42.0	0	0	38.7	1	4	52	0
12-6	DETROIT	4	176	44.0	2	21	33.8	1	2	54	0
12-13	at Minnesota	7	287	41.0	5	60	32.4	0	0	48	0
12-20	at San Diego	5	233	46.6	3	5	37.6	2	0	50	0
12-27	KANSAS CITY	7	289	41.3	1	4	35.0	2	2	55	0
1-3	at N.Y. Jets	7	275	39.3	4	59	26.7	0	2	54	0
Postseason											
1-9	vs. N.Y. Jets	4	192	48.0	2	26	36.5	1	0	56	0
2010 / CINCINNATI											
9-12	at New England	3	139	46.3	1	4	38.3	1	0	57	0
9-19	BALTIMORE	8	353	44.1	5	31	37.8	1	0	59	0
9-26	at Carolina	6	249	41.5	0	0	38.2	1	5	51	0
10-3	at Cleveland	3	116	38.7	0	0	38.7	0	3	50	0
10-10	TAMPA BAY	6	308	51.3	2	17	41.8	2	1	72	0
10-17	— BYE —										
10-24	at Atlanta	3	125	41.7	0	0	41.7	0	2	47	0
10-31	MIAMI	9	359	39.9	4	28	36.8	0	3	61	0
11-8	PITTSBURGH	4	166	41.5	1	0	33.2	0	1	50	1
11-14	at Indianapolis	4	161	40.3	2	5	39.0	0	4	52	0
11-21	BUFFALO	2	71	35.5	0	0	35.5	0	0	48	0
11-25	at N.Y. Jets	7	290	41.4	4	10	40.0	0	2	57	0
12-5	NEW ORLEANS	2	113	56.5	1	2	55.5	0	2	58	0
12-12	at Pittsburgh	5	217	43.4	2	1	39.2	1	1	67	0
12-19	CLEVELAND	1	34	34.0	0	0	34.0	0	1	34	0
12-26	SAN DIEGO	4	129	32.3	1	12	29.3	0	2	42	0
1-2	at Baltimore	4	162	40.5	3	14	37.0	0	1	53	0
2011 / CINCINNATI											
9-11	at Cleveland	8	382	47.8	6	58	38.0	1	2	60	0
9-18	at Denver	5	205	41.0	0	0	37.0	1	2	48	0
9-25	SAN FRANCISCO	7	317	45.3	3	19	39.7	1	3	59	0
10-2	BUFFALO	5	192	38.4	0	0	38.4	0	2	41	0
10-9	at Jacksonville	7	334	47.7	3	3	44.4	1	1	71	0
10-16	INDIANAPOLIS	5	221	44.2	2	5	43.2	0	1	53	0
10-23	— BYE —										
10-30	at Seattle	5	226	45.2	3	38	37.6	0	1	59	0
11-6	at Tennessee	7	308	44.0	2	8	37.1	2	2	57	0
11-13	PITTSBURGH	6	276	46.0	3	15	40.2	1	1	59	0
11-20	at Baltimore	7	270	38.6	3	6	37.7	0	2	56	0
11-27	CLEVELAND	4	191	47.8	3	18	43.3	0	0	58	0
12-4	at Pittsburgh	7	317	45.3	3	65	36.0	0	4	53	0
12-11	HOUSTON	4	186	46.5	4	30	39.0	0	1	56	0
12-18	at St. Louis	5	169	33.8	0	0	33.8	0	0	43	0
12-24	ARIZONA	5	215	43.0	2	-3	39.6	1	1	51	0
1-1	BALTIMORE	4	214	53.5	1	11	45.8	1	1	65	0
Postseason											
1-7	at Houston	3	145	48.3	3	12	44.3	0	1	55	0

PUNTING											
DATE	OPPONENT	NO	YDS	AVG	OPP RET	RET YDS	NET	TB	IN-20	LG	BLK
2012 / CINCINNATI											
9-10	at Baltimore	4	183	45.8	2	18	41.3	0	1	57	0
9-16	CLEVELAND	3	126	42.0	1	9	39.0	0	3	58	0
9-23	at Washington	4	165	41.3	1	-1	41.5	0	3	56	0
9-30	at Jacksonville	3	143	47.7	0	0	47.7	0	2	58	0
10-7	MIAMI	6	243	40.5	3	15	38.0	0	2	55	0
10-14	at Cleveland	7	354	50.6	2	60	36.3	2	2	65	0
10-21	PITTSBURGH	6	311	51.8	3	10	46.8	1	1	61	0
10-28	— BYE —										
11-4	DENVER	4	206	51.5	2	2	46.0	1	2	60	0
11-11	N.Y. GIANTS	4	193	48.3	2	28	41.3	0	2	57	0
11-18	at Kansas City	6	322	53.7	3	30	48.7	0	3	69	0
11-25	OAKLAND	5	204	40.8	2	17	37.4	0	0	45	0
12-2	at San Diego	3	114	38.0	0	0	38.0	0	3	45	0
12-9	DALLAS	3	136	45.3	2	4	44.0	0	1	50	0
12-13	at Philadelphia	5	194	38.8	1	6	33.6	1	0	49	0
12-23	at Pittsburgh	6	316	52.7	2	6	48.3	1	4	64	0
12-30	BALTIMORE	7	330	47.1	1	6	43.4	1	4	58	0
Postseason											
1-5	at Houston	5	233	46.6	2	14	43.8	0	3	53	0

HUNT, MARGUS — DE #99

Height: 6-8
Weight: 280
College: Southern Methodist
Experience: Rookie in 2013

2012 games-starts: 0-0
Career games-starts: 0-0
Born: 7-14-87
Hometown: Karksi-Nuia (Estonia)
Acquired: D2b'13

Due to turn 26 years old just before training camp, Hunt brings rare potential and an intriguing personal story to Bengals' plans for continued improvement of their highly ranked defense ... Native of Estonia, in northern Europe, he earned international honors as a track thrower (discus, shot and hammer) before coming to U.S. on an SMU track scholarship ... When SMU track program disbanded, he joined the football team and became an immediate factor, despite lacking any gridiron experience ... Used his superior height and agility to block 17 career place kicks, including an NCAA-record 10 blocked FGs, and he showed continuous improvement in base defense, closing career with 16.5 sacks ... Still a work in progress due to lack of football background, but longtime draft analyst Mel Kiper Jr. wrote that Hunt has "as much pure athletic and physical ability as any defensive end I have ever come across."

Career transactions: Selected by Cincinnati in second round of 2013 NFL Draft (53rd overall) ... Signed with Bengals on 5-22-13.

Coach Mike Zimmer says: "We're not counting on Margus to come in and be a starter right away. But long term, we were looking for a guy that we can hit a home run on, and he has that potential. He plays hard, he can run like a deer, and he's got great strength."

College highlights: Played four seasons (2009-12) at SMU, appearing in 53 games with 27 starts ... In addition to 16.5 sacks, he had 28.0 tackles-for-loss on rushing plays ... His 17 blocked kicks rank second-most in NCAA history, and his 10 blocks of FG attempts set NCAA mark, surpassing total of eight set by James Ferebee of New Mexico State from 1978-81 ... Key player in SMU's return to football success, playing on bowl teams in all four of his seasons, with three wins. 2012—Started 12 games at DE and capped his career with MVP honors in Sheraton Hawaii Bowl ... In 43-10 Hawaii Bowl rout of Fresno State, had two sacks, three tackles-for-loss and two forced fumbles (Mustangs recovered both) ... Led team in sacks (8.0), nearly doubling his 8.5 total from his first three seasons ... Blocked three kicks (two FGs and one PAT) ... First-team All-Conference USA selection, and played in Senior Bowl. 2011—Played in every game for 8-5 SMU bowl team ... Dominant force in BBVA Compass Bowl win over Pittsburgh, with three sacks for minus-27 yards ... Used mostly as a situational rusher and was credited with only two starts ... Blocked four kicks (two FGs and two PATs). 2010—Posted career-best 45 tackles as a sophomore ... Played in all 14 games and started 13 ... Blocked FGs vs. Texas Tech and Tulsa, and blocked a PAT vs. Army in Armed Forces Bowl. 2009—Played in 13 games in reserve role as 22-year-old freshman, and set NCAA freshman record with seven blocked kicks (four FGs and three PATs) ... Fell one short of NCAA season record for blocked kicks by any player, a mark shared by former Bengals LB James Francis during his Baylor career.

Track and field accomplishments: In 2006, at age 18, won Estonia's first two gold medals in the World Junior Track and Field Championships, with a discus throw of 67.32 meters and a shot put of 20.53 meters ... First athlete in event's history to win gold medals in both discus and shot ... Qualified four times (2003-06) for World Junior Championships, and in 2005, he won gold medal in European Junior Championships with discus throw of 62.19 meters.

Hunt on fans back home: "I think (Estonians) are really picking up on this. When I started playing football, they were ticked that I stopped doing track and field. But it turned out for the best, and now they're really changing their minds. I think they realize this can really be something extraordinary, and that if I'm successful, it can be really beneficial to the nation. American football is becoming more global, and people are seeing the bigger picture."

Personal: Hometown is Karksi-Nuia, Estonia ... Business major at SMU ... Has taken piano lessons, and plans to continue ... First name is pronounced "MAR-guss."

ILOKA, GEORGE — S #43

Height: 6-4
Weight: 217
College: Boise State
Experience: 2nd-year player in 2013

2012 games-starts: 7-0
Career games-starts: 7-0
Born: 6-20-90
Hometown: Houston, Texas
Acquired: D5c'12

Fifth-round choice in 2012 draft played in seven games as rookie ... Durable performer played in 53 college games at Boise State with 45 starts, logging 232 tackles, 15 tackles-for-loss, seven INTs and 17 passes defensed ... Was among BSU's top five tacklers in each of four seasons as team compiled a 50-3 record.

Career transactions: Selected by Cincinnati in fifth round of 2012 NFL Draft (167th overall) ... Signed with Bengals on 5-10-12.

2012 highlights: Played in seven games (Games 1-4, 7 and 9-10) and had two special teams tackles ... Inactive for Games 5-6, 8 and 11-16 ... Made NFL debut Sept. 10 at Baltimore, playing on special teams (no stats) ... Tied for team lead with two special teams tackles Sept. 16 vs. Cleveland.

More from college: Played four seasons (2008-11) at Boise State, seeing action in every game, and starting every game his last three seasons ... Helped Broncos finish from 2008-11 with AP national rankings of No. 11, No. 4, No. 10 and No. 8 ... Started 11 games at FS and two at CB as a senior in 2011 as BSU posted 12-1 record, outscoring foes by an average of 44-19 ... Earned All-Mountain West Conference first-team honors from league coaches as a senior and closed career with berth in Senior Bowl ... Earned All-Western Athletic Conference first-team honors as a junior as BSU went 12-1, as he helped BSU rank second nationally in fewest yards (254.7) and points (12.8) allowed per game ... In 2008, was youngest player in the WAC at 17, and played in every game with five starts for team that went 12-0 before losing to TCU in Poinsettia Bowl.

Personal: Hometown is Houston, Texas ... Attended Kempner High School, where he was an all-league selection and team captain as a senior ... Played primarily WR as a prep junior ... General studies major at Boise State ... Last name is pronounced "ie(rhymes with 'tie')-LO-kuh."

GEORGE ILOKA'S STATISTICS

			DEFENSE							INTERCEPTIONS					SCORING				
YEAR	TEAM	G-S	ST	AT	TT	SKS-YDS	PD	FF	FR-YDS	NO	YDS	AVG	LG	TD	TD	TD-IntRt	TD-FRRt	S	PTS
2012	Cincinnati	7-0	0	0	0	0-0	0	0	0-0	—	—	—	—	—	—	—	—	—	—
CAREER		7-0	0	0	0	0-0	0	0	0-0	—	—	—	—	—	—	—	—	—	—

		SPECIAL TEAMS								KICKOFF RETURNS						PUNT RETURNS					
YEAR	TEAM	ST	AT	TT	FF	FR-YDS	BP	BFG	BXP	NO	YDS	AVG	FC	LG	TD	NO	YDS	AVG	FC	LG	TD
2012	Cincinnati	2	0	2	0	0-0	0	0	0	—	—	—	—	—	—	—	—	—	—	—	—
CAREER		2	0	2	0	0-0	0	0	0	—	—	—	—	—	—	—	—	—	—	—	—

POSTSEASON

			DEFENSE							INTERCEPTIONS					SCORING				
YEAR	TEAM	G-S	ST	AT	TT	SKS-YDS	PD	FF	FR-YDS	NO	YDS	AVG	LG	TD	TD	TD-IntRt	TD-FRRt	S	PTS
2012	Cincinnati	1-0	0	0	0	0-0	0	0	0-0	—	—	—	—	—	—	—	—	—	—
CAREER		1-0	0	0	0	0-0	0	0	0-0	—	—	—	—	—	—	—	—	—	—

JOHNSON, JOSH — QB #8

Height: 6-3
Weight: 205
College: San Diego
Experience: 5th-year player in 2013

2012 games-starts: 1-0 (1-0 Cle.)
Career games-starts: 27-5
Born: 5-15-86
Hometown: Oakland, Calif.
Acquired: UFA(Cle.)'13

Johnson joins Bengals as an unrestricted free agent for 2013 ... Entered NFL as a fifth-round draft choice of Tampa Bay in 2008 and played in 26 games with five starts for Bucs from '08 through '11 ... Signed with San Francisco as an unrestricted free agent for 2012, was released by the 49ers in final preseason cuts, then signed with Cleveland for the final regular-season game, seeing brief action without a pass attempt ... His career NFL statistics include 96 completions in 177 attempts (54.2 percent) for 1042 yards, five TDs and 10 INTs ... Also has 6.9-yard career rushing average, with 37 carries for 254 yards.

Career transactions: Selected by Tampa Bay in fifth round of 2008 NFL Draft (160th overall) ... Signed with Bucs on 7-26-08 ... Signed with San Francisco as unrestricted free agent on 3-22-12 ... Waived by 49ers on 8-31-12 ... Signed with Cleveland as free agent on 12-26-12 ... Signed with Cincinnati as unrestricted free agent on 3-23-13.

2012: Played in all four San Francisco preseason games ... Posted 115.3 passer rating, going 15-for-25 for 219 yards with two TDs and no INTs ... Following release by 49ers in final cuts, signed with Sacramento Mountain Lions of United Football League and started two games, passing 28-for-48 for 397-2-1 ... Returned to NFL with Cleveland, signed during practice week for regular-season finale at Pittsburgh, playing briefly vs. Steelers with no pass attempts.

Previous seasons: 2008—Fifth-round Tampa Bay draftee did not see regular season action ... In uniform for Bucs as designated third QB for all 16 games. 2009—Played for Tampa Bay in six games, with four starts (Games 4-7) ... Passed 63-for-125 for 685 yards, with four TDs and eight INTs ... Launched 50 attempts in 33-14 loss on Oct. 11 at Philadelphia, completing 26 for 240 yards, with two TDs and three INTs ... Had one TD pass in first NFL start, on Oct. 4 at Washington, and threw for one score on Oct. 25 vs. New England ... Made NFL playing debut (no passing statistics) on Sept. 20 at Buffalo. 2010—Played in 11 games as reserve for Tampa Bay team that finished 10-6 but missed playoffs ... Saw spot action and posted 87.5 completion percentage (14-of-16), passing for 111 yards with no TDs or INTs. 2011—Played in nine games for Bucs, with a start in place of injured Josh Freeman on Dec. 4 vs. Carolina ... In 38-19 loss to Panthers, posted 83.7 passer rating, on 16-for-27 for 229 yards with one TD and one INT.

College: Played four seasons (2004-07) in FCS ranks with San Diego ... Appeared in 41 games with 34 starts ... Finished career with FCS record for passing efficiency (176.68) and with school records for TD passes (113), completions (724) and passing yards (9699) ... Passed for 43 TDs and 2988 yards as a senior.

Personal: Hometown is Oakland, Calif. ... Attended Oakland Tech High School, where as a senior he earned first-team All-City honors in football and honorable mention All-City in basketball ... Majored at San Diego in communications, with minor in business administration ... Cousin of Seahawks RB Marshawn Lynch ... His "Fam1st Family Foundation" is working to open a youth center in Oakland in 2014, offering aid in literacy, life skills and athletics.

NOTE ABOUT NFL EXPERIENCE: Johnson did not earn an accrued year of experience toward NFL free agency in 2012 because he was not on a 53-player roster, a Reserve/Injured list or a Reserve/Physically Unable to Perform list for the required minimum of six games that year.

JOSH JOHNSON'S STATISTICS

			PASSING											
YEAR	TEAM	G-S	ATT	CMP	CMP%	YDS	YDS/ATT	TD	TD%	INT	INT%	LG	SKD-YDS	RAT
2008	Tampa Bay	0-0	DID NOT PLAY*											
2009	Tampa Bay	6-4	125	63	50.4	685	5.48	4	3.2	8	6.4	35	11-59	50.9
2010	Tampa Bay	11-0	16	14	87.5	111	6.94	0	0.0	0	0.0	22	2-8	95.6
2011	Tampa Bay	9-1	36	19	52.8	246	6.83	1	2.8	2	5.6	42	3-24	60.6
2012	Cleveland	1-0	0	0	—	0	—	0	—	0	—	—	1-8	—
T.B. TOTALS		26-5	177	96	54.2	1042	5.89	5	2.8	10	5.6	42	16-91	57.7
CLE. TOTALS		1-0	0	0	—	0	—	0	—	0	—	—	1-8	—
CAREER		27-5	177	96	54.2	1042	5.89	5	2.8	10	5.6	42	17-99	57.7

		RUSHING					RECEIVING					SCORING					
YEAR	TEAM	ATT	YDS	AVG	LG	TD	NO	YDS	AVG	LG	TD	TD	TD-R	TD-P	TD-Rt	2-PtC	PTS
2008	Tampa Bay	DID NOT PLAY*					DID NOT PLAY*					DID NOT PLAY*					
2009	Tampa Bay	22	148	6.7	29	0	—	—	—	—	—	—	—	—	—	—	—
2010	Tampa Bay	4	39	9.8	14	0	—	—	—	—	—	—	—	—	—	—	—
2011	Tampa Bay	11	67	6.1	14	0	—	—	—	—	—	—	—	—	—	—	—
CAREER		37	254	6.9	29	0	—	—	—	—	—	—	—	—	—	—	—

PASSING SINGLE-GAME HIGHS: ATTEMPTS—50 (for Tampa Bay; 10-11-09 at Philadelphia). COMPLETIONS—26 (for Tampa Bay; 10-11-09 at Philadelphia). YARDS—240 (for Tampa Bay; 10-11-09 at Philadelphia). TOUCHDOWNS—2 (for Tampa Bay; 10-11-09 at Philadelphia). INTERCEPTIONS—3 (two times; most recently for Tampa Bay on 10-25-09 vs. New England). LONG—42 (for Tampa Bay; 12-4-11 vs. Carolina). RATING (minimum 14 attempts)—83.7 (for Tampa Bay; 12-4-11 vs. Carolina).

RUSHING SINGLE-GAME HIGHS: ATTEMPTS—8 (for Tampa Bay; 10-18-09 vs. Carolina). YARDS—45 (two times; most recently for Tampa Bay on 12-4-11 vs. Carolina). LONG—29 (for Tampa Bay; 10-11-09 at Philadelphia). TOUCHDOWNS—(none).

* NOTE: Johnson was inactive for 16 games with Tampa Bay in 2008.

JOHNSON, MICHAEL — DE #93

Height: 6-7
Weight: 270
College: Georgia Tech
Experience: 5th-year player in 2013

2012 games-starts: 16-15
Career games-starts: 64-30
Born: 2-7-87
Hometown: Selma, Ala.
Acquired: D3a'09

Third-round pick from 2009 draft has improved every season and broke out in '12 with 11.5 sacks while holding No. 1 RDE role ... Earned team's franchise player designation for '13 ... Sack total for 2012 was second-most by a Bengal since 1983, topped only by Geno Atkins' 12.5, also in '12 ... Fifth in AFC and tied for ninth in NFL in sacks ... Named AFC Defensive Player of the Week for his performance in Sept. 23 win at Washington ... Has played in every game of his Bengals career ... Has seen action at LB as well as at DE in pro career, but did not play LB in '12.

Career transactions: Selected by Cincinnati in third round of 2009 NFL Draft (70th overall) ... Signed with Bengals on 7-29-09 ... Designated as Bengals' franchise player on 3-1-13, and re-signed with Bengals on 3-15-13.

2012 general: Played in all 16 games, with 15 starts at RDE (Games 1-13 and 15-16) ... Also started in Wild Card playoff ... Second on D-line in tackles (70) and had an INT, a fumble recovery and three passes defensed ... Third on team in both QB pressures (25) and tackles-for-loss (seven).

AFC's best: Johnson was named by NFL as AFC Defensive Player of the Week for his performance Sept. 23 at Washington ... Recorded career-high three sacks for 17 yards against Robert Griffin III ... Also credited by coaches with five additional QB pressures and led line with seven total tackles (six solo).

2012 game-by-game: His three tackles Sept. 16 vs. Cleveland included a five-yard sack of Brandon Weeden, and he recovered a Chris Ogbonnaya fumble at Browns 43 in second quarter ... Three tackles Oct. 7 vs. Miami, including three-yard sack of Ryan Tannehill ... Three tackles Oct. 14 at Cleveland, and intercepted a deflected Brandon Weeden pass in first quarter, setting up a TD ... Led D-Line in tackles (seven) on Oct. 21 vs. Pittsburgh, and had a sack of Ben Roethlisberger ... Second on team in tackles (seven) Nov. 18 at Kansas City, with one sack of Brady Quinn and four QB pressures ... Four tackles Nov. 25 vs. Oakland, including six-yard sack of Carson Palmer ... Four tackles Dec. 9 vs. Dallas, including a shared sack of Tony Romo for 14-yard loss ... Four tackles Dec. 13 at Philadelphia, including one for-loss, and three additional QB pressures ... Personal season-high 10 tackles (led D-line and second on team) in playoff-clinching win on Dec. 23 at Pittsburgh, including an eight-yard sack of Ben Roethlisberger ... Three tackles Dec. 30 vs. Baltimore, including two sacks — one of Joe Flacco and one of Tyrod Taylor ... Five tackles in Wild Card playoff on 1-5-13 at Houston.

Previous seasons: 2009—Increased his role as his rookie season progressed and led D-line in passes defensed (five), including key PD in win over Detroit ... Tied for seventh in special teams tackles (seven) ... Had his first entry in sacks column Nov. 8 vs. Baltimore, when he teamed with DE Jonathan Fanene on a fourth-down, fourth-quarter drop of Joe Flacco to seal victory ... In win Nov. 15 at Pittsburgh, aided strong pass rush with two QB pressures on Ben Roethlisberger, including one on Pittsburgh's final play to help force an incompletion ... On Dec. 6 vs. Detroit, deflected a Matt Stafford pass that DE Jonathan Fanene intercepted for 45-yard TD, tying score at 7-7 in second quarter ... Also vs. Detroit, had his first solo sack, a nine-yarder against Stafford ... In division-clinching win Dec. 27 vs. Kansas City, had eight-yard sack of Matt Cassel and a fourth-quarter pass defensed to force a punt ... Tied for special teams tackles lead (two) in Wild Card playoff on 1-9-10 vs. N.Y. Jets. 2010—Switched from DE to LB for start of season, but resumed seeing DE action when starters were out with injuries ... Had 10 starts at DE for the year, including the last eight games ... Led team in tackles for loss (eight), second in QB pressures (17), and tied for front-seven lead in passes defensed (four) ... Combined with DT Geno Atkins to sack Joe Flacco for four-yard loss Sept. 19 vs. Baltimore, helping stall Ravens' last comeback bid ... On Dec. 12 at Pittsburgh, led line with eight tackles, including a sack, and his five QB pressures tied Bengals' individual game high for season ... Seven tackles (tied for team lead), a sack and a QB pressure on 1-2-11 at Baltimore. 2011—Totaled 51 tackles in regular season, and also had a forced fumble, a recovered fumble and an INT ... Fourth on team in QB pressures (11) and third in tackles-for-loss (eight) ... Led front-seven in passes defensed (six) ... Was first of two Bengals in 2011 to log an entry in every column of defensive stat sheet (tackles, sacks, passes defensed, INTs, forced fumbles and fumble recoveries) ... In win Sept. 11 at Cleveland, had team's first INT of season in fourth quarter and tied for team lead in total passes defensed (three) ... Had seven tackles on Sept. 18 at Denver, including a sack and forced fumble against Kyle Orton ... Had a nine-yard sack of Curtis Painter on Oct. 16 vs. Indianapolis, and also recovered a first-quarter fumble from Colts TE Dallas Clark ... Seven tackles in key win Dec. 4 at Pittsburgh, including eight-yard sack and two tackles for loss ... Five tackles Dec. 11 vs. Houston, including four for losses, along with 1.5 sacks and a pass defensed ... One tackle in Wild Card playoff on 1-7-12 at Houston.

College: Played 49 games over four seasons (2005-08) at Georgia Tech ... Team captain as a senior, he broke into starting lineup, and his nine sacks helped him earn first-team All-America honors from American Football Coaches Association ... Though he played only one year as a starter, he finished career as a significant playmaker, with 19 sacks, 10 forced fumbles, three blocked FGs and 30.5 tackles for loss ... Posted 17.5 of his tackles for loss as a senior starter.

Personal: Hometown is Selma, Ala. ... Attended Dallas County High School, playing DE and TE, and as a senior, he caught 42-for-650 with six TDs while adding 92 tackles with 14 sacks ... Also an outstanding prep basketball player, averaging 16 points and 10 rebounds as a junior ... Hobbies include playing spades and basketball ... Enjoys community work with children's causes, and has started a foundation, the MJ93 Fund, a component fund of the Community Foundation of Middle Tennessee.

MICHAEL JOHNSON'S STATISTICS

			DEFENSE							INTERCEPTIONS					SCORING				
YEAR	TEAM	G-S	ST	AT	TT	SKS-YDS	PD	FF	FR-YDS	NO	YDS	AVG	LG	TD	TD	TD-IntRt	TD-FRRt	S	PTS
2009	Cincinnati	16-0	11	5	16	3-26	5	0	0-0	0	0	—	—	0	—	—	—	—	—
2010	Cincinnati	16-10	22	27	49	2.5-10	4	0	0-0	0	0	—	—	0	—	—	—	—	—
2011	Cincinnati	16-5	27	24	51	6-39.5	6	1	1-0	1	0	0.0	0	0	—	—	—	—	—
2012	Cincinnati	16-15	40	30	70	11.5-71	3	0	1-0	1	3	3.0	3	0	—	—	—	—	—
CAREER		64-30	100	86	186	23-146.5	18	1	2-0	2	3	1.5	3	0	—	—	—	—	—

		SPECIAL TEAMS								KICKOFF RETURNS						PUNT RETURNS					
YEAR	TEAM	ST	AT	TT	FF	FR-YDS	BP	BFG	BXP	NO	YDS	AVG	FC	LG	TD	NO	YDS	AVG	FC	LG	TD
2009	Cincinnati	5	2	7	0	0-0	0	0	0	—	—	—	—	—	—	—	—	—	—	—	—
2010	Cincinnati	1	0	1	0	1-0	0	0	0	—	—	—	—	—	—	—	—	—	—	—	—
CAREER		6	2	8	0	1-0	0	0	0	—	—	—	—	—	—	—	—	—	—	—	—

POSTSEASON

			DEFENSE							INTERCEPTIONS					SCORING				
YEAR	TEAM	G-S	ST	AT	TT	SKS-YDS	PD	FF	FR-YDS	NO	YDS	AVG	LG	TD	TD	TD-IntRt	TD-FRRt	S	PTS
2009	Cincinnati	1-0	0	1	1	0-0	0	0	0-0	—	—	—	—	—	—	—	—	—	—
2011	Cincinnati	1-0	0	1	1	0-0	0	0	0-0	—	—	—	—	—	—	—	—	—	—
2012	Cincinnati	1-1	2	3	5	0-0	0	0	0-0	—	—	—	—	—	—	—	—	—	—
CAREER		3-1	2	5	7	0-0	0	0	0-0	—	—	—	—	—	—	—	—	—	—

		SPECIAL TEAMS								KICKOFF RETURNS						PUNT RETURNS					
YEAR	TEAM	ST	AT	TT	FF	FR-YDS	BP	BFG	BXP	NO	YDS	AVG	FC	LG	TD	NO	YDS	AVG	FC	LG	TD
2009	Cincinnati	1	1	2	0	0-0	0	0	0	—	—	—	—	—	—	—	—	—	—	—	—
CAREER		1	1	2	0	0-0	0	0	0	—	—	—	—	—	—	—	—	—	—	—	—

2012 REGULAR-SEASON GAME-BY-GAME

		DEFENSE								INTERCEPTIONS				
DATE	OPPONENT	ST	AT	TT	SKS-YDS	INT-YDS	PD	FF	FR-YDS	NO	YDS	AVG	LG	TD
9-10	at Baltimore	1	3	4	0-0	0-0	0	0	0-0	0	0	—	—	0
9-16	CLEVELAND	1	2	3	1-5	0-0	0	0	1-0	0	0	—	—	0
9-23	at Washington	6	1	7	3-17	0-0	0	0	0-0	0	0	—	—	0
9-30	at Jacksonville	0	1	1	0-0	0-0	0	0	0-0	0	0	—	—	0
10-7	MIAMI	2	3	5	1-3	0-0	0	0	0-0	0	0	—	—	0
10-14	at Cleveland	1	2	3	0-0	1-3	1	0	0-0	1	3	3.0	3	0
10-21	PITTSBURGH	4	3	7	1-1	0-0	0	0	0-0	0	0	—	—	0
10-28	— BYE —													
11-4	DENVER	1	0	1	0-0	0-0	0	0	0-0	0	0	—	—	0
11-11	N.Y. GIANTS	2	1	3	0-0	0-0	1	0	0-0	0	0	—	—	0
11-18	at Kansas City	4	3	7	1-10	0-0	0	0	0-0	0	0	—	—	0
11-25	OAKLAND	1	3	4	1-6	0-0	0	0	0-0	0	0	—	—	0
12-2	at San Diego	4	0	4	0-0	0-0	0	0	0-0	0	0	—	—	0
12-9	DALLAS	2	2	4	0.5-7	0-0	0	0	0-0	0	0	—	—	0
12-13	at Philadelphia	3	1	4	0-0	0-0	0	0	0-0	0	0	—	—	0
12-23	at Pittsburgh	5	5	10	1-8	0-0	1	0	0-0	0	0	—	—	0
12-30	BALTIMORE	3	0	3	2-14	0-0	0	0	0-0	0	0	—	—	0
TOTALS		40	30	70	11.5-71	1-3	3	0	1-0	1	3	3.0	3	0

JOHNSON, T.J. C #60

Height: 6-4
Weight: 310
College: South Carolina
Experience: Rookie in 2013

2012 games-starts: 0-0
Career games-starts: 0-0
Born: 7-17-90
Hometown: Aynor, S.C.
Acquired: D7b'13

A durable, four-year starter in the powerful SEC, Johnson is known for his consistency, smarts and work ethic ... Started school record 53 consecutive games between guard and center for South Carolina, and is expected to work initially at center in Cincinnati ... A standout in the weight room, he twice earned team's annual award for outstanding effort

Career transactions: Selected by Cincinnati in seventh round of 2013 NFL Draft (251st overall) ... Signed with Bengals on 5-10-13.

Coach Marvin Lewis says: "T.J. played a lot of football down there (at South Carolina). He ran the show and did a great job in their offense, which is a lot of shotgun, not in the huddle, and with a lot of changing at the line of scrimmage. He's a really smart guy, able to handle all those things that they do offensively, and he's played against some of the best players and top prospects week in and week out."

College highlights: Played four seasons (2009-12) at South Carolina, with a redshirt year in 2008 ... Started all 53 possible games of his college career (school record) ... Played guard his freshman season, before switching to center for final three seasons ... Helped Gamecocks to 38-15 record, and became only player in school history to start in four wins over archrival Clemson ... Anchored middle of line that paved way for one of SEC's most productive running attacks, which featured All-American HB Marcus Lattimore. 2012—Team captain, and was named second-team All-SEC by league's coaches ... Started every game at center, and anchored offensive line during offense's mid-season switch from ground to pass emphasis following injury to star HB Marcus Lattimore ... Named SEC Offensive Lineman of Week for effort in Gamecocks' 35-7 win vs. Georgia, as USC's offense compiled 230 yards rushing. 2011—Started every game at center for offense that averaged 373 yards per game, including 192 rushing yards per game. 2010—Made switch from guard to center and started every game for offense that averaged 392 yards per game ... Named SEC Offensive Lineman of Week for performance vs. Southern Miss, helping pave way for 224-yard rushing effort. 2009—Started every game as freshman at guard, the only offensive lineman (and one of only five players) to start every contest ... Named Freshman All-SEC by league's coaches.

High school: Attended Aynor (S.C.) High School, where he earned Associated Press first-team all-state honors from the Associated Press as a senior ... Played in the 71st-annual Shrine Bowl of the Carolinas ... Named to the All-Atlantic Region team by Prep Star magazine.

Personal: Hometown is Aynor, S.C. ... Graduated from South Carolina in August, 2012, with degree in sport and entertainment management ... Three-time academic All-SEC, and posted 3.82 grade point average.

JOINER, BRANDON — LB #49

Height: 6-3
Weight: 240
College: Arkansas State
Experience: 1st-year player in 2013

2012 games-starts: 0-0
Career games-starts: 0-0
Born: 4-27-89
Hometown: Killeen, Texas
Acquired: CFA'12

Originally a Bengals college free agent signee for 2012, Joiner missed the season due to off-field issues but has been activated to the 2013 offseason roster from the Reserve/Did Not Report list ... Played two seasons at Arkansas State (2010-11) after spending two seasons ('08-09) at Navarro College (Corsicana, Texas) ... Played as a defensive lineman in college.

Career transactions: Signed with Cincinnati as college free agent on 5-2-12 ... Placed on Bengals' Reserve/Did Not Report list on 7-27-12 ... Activated to Bengals' offseason roster on 2-4-13.

College: As a senior at Arkansas State in 2011, earned Defensive Player of the Year honors in the Sun Belt Conference after leading the team in sacks (13) and tackles-for-loss (19), and leading the defensive line in tackles (48) ... Helped lead the Red Wolves to 10-3 record and a berth in the GoDaddy.com Bowl ... As a junior, logged 34 tackles, four sacks and 5.5 tackles-for-loss ... As a sophomore, totaled 48 tackles at Navarro College with 11 sacks, eight TFLs and a fumble recovery, earning 2009 NJCAA All-America Defensive Honorable Mention and helping lead Navarro to an 11-1 record and a No. 3 final ranking ... Originally signed with Texas A&M out of high school and was redshirted his freshman year.

Personal: Hometown is Killeen, Texas ... Attended Shoemaker High School, where he earned all-district and honorable mention Class 5A all-state honors in 2006 ... Named a '06 Top Texas Athlete (No. 64) in high school ... Earned bachelor's degree from Arkansas State in December 2011.

NOTE ABOUT NFL EXPERIENCE: Joiner did not earn an accrued year of experience toward NFL free agency in 2012 because he was not on a 53-player roster, a Reserve/Injured list or a Reserve/Physically Unable to Perform list for the required minimum of six games that year.

BRANDON JOINER'S STATISTICS

			DEFENSE							INTERCEPTIONS					SCORING				
YEAR	TEAM	G-S	ST	AT	TT	SKS-YDS	PD	FF	FR-YDS	NO	YDS	AVG	LG	TD	TD	TD-IntRt	TD-FRRt	S	PTS
2012	Cincinnati	0-0	DID NOT PLAY*							DID NOT PLAY*					DID NOT PLAY*				
CAREER		0-0	0	0	0	0-0	0	0	0-0	—	—	—	—	—	—	—	—	—	—

POSTSEASON

			DEFENSE							INTERCEPTIONS					SCORING				
YEAR	TEAM	G-S	ST	AT	TT	SKS-YDS	PD	FF	FR-YDS	NO	YDS	AVG	LG	TD	TD	TD-IntRt	TD-FRRt	S	PTS
2012	Cincinnati	0-0	DID NOT PLAY*							DID NOT PLAY*					DID NOT PLAY*				
CAREER		0-0	0	0	0	0-0	0	0	0-0	—	—	—	—	—	—	—	—	—	

* NOTE: Joiner was on the Reserve/Did Not Report list for 16 regular-season games and one postseason game with Cincinnati in 2012.

JONES, ADAM — CB #24

Height: 5-10
Weight: 180
College: West Virginia
Experience: 7th-year player in 2013

2012 games-starts: 16-5
Career games-starts: 68-47
Born: 9-30-83
Hometown: Atlanta, Ga.
Acquired: FA'10

Jones enters his fourth Bengals season in 2013, having contributed in both the defensive backfield and return game ... Made early mark in the return game last season, as he took game's opening punt 81 yards for a TD in eventual seven-point win Sept. 16 vs. Cleveland, earning AFC Special Teams Player of the Week honors ... Seventh in NFL in PR average (11.6) for full '12 season ... Took over staring RCB spot from injured Leon Hall in last seven games of 2011, plus Wild Card playoff ... Battled injuries in his first two Bengals seasons, but when healthy has flashed playmaking flair that made him a first-round draft choice (sixth overall) by Tennessee in 2005.

Career transactions: Selected by Tennessee in first round of 2005 NFL Draft (sixth overall) ... Signed with Titans on 8-23-05 ... Suspended indefinitely by NFL on 4-10-07 for violation of player conduct policy (remained on suspension through the season) ... Re-signed with Titans on 4-26-08, while still on suspension ... Traded to Dallas on 4-27-08 for fourth-round selection in '08 draft ... Suspension lifted on 8-28-08 ... Suspended by NFL for player conduct violations from 10-14-08 through 12-2-08 ... Waived by Cowboys on 2-9-09 ... Signed with Cincinnati as free agent on 5-10-10 ... Re-signed with Bengals as unrestricted free agent on 3-23-11 ... Re-signed with Bengals as unrestricted free agent on 3-25-13.

2012 general: Played in all 16 games and in Wild Card playoff ... Credited with five starts — Game 3 (LCB), Game 4 (RCB) and Games 7, 10 and 14 (nickel DB) ... Totaled 43 tackles, 11 passes defensed (tied for second on team), a sack and a forced fumble ... Had three kickoff returns for 21.3 average.

AFC's best: Jones was named by NFL as AFC Special Teams Player of the Week for his performance on Sept. 16 vs. Cleveland ... Returned three punts for 90 yards (30.0-yard average), including an 81-yarder for a TD — the only non-offensive score for either team in the seven-point 34-27 Bengals win.

2012 game-by-game: His 81-yard punt return TD Sept. 16 vs. Cleveland was game's first score and was the only special teams or defense score in a one-TD win (34-27) ... Six tackles and a pass defensed in start on Sept. 23 at Washington. ... On Nov. 11 vs. N.Y. Giants, had a 63-yard punt return to set up a TD and forced a fumble (Bengals recovered) against RB Ahmad Bradshaw in the red zone that halted a Giants scoring threat ... Also vs. Giants, logged team-best three passes defensed ... On Nov. 18 at Kansas City, had a six-yard sack of Brady Quinn that forced a punt ... Led secondary in tackles (seven) Dec. 9 vs. Dallas ... One tackle and two passes defensed (led team) Dec. 13 at Philadelphia, along with two special teams tackles ... Two tackles Dec. 23 at Pittsburgh, and had a third-down pass defensed that forced a punt ... Two tackles and pass defensed Dec. 30 vs. Baltimore, with PD forcing punt that set up offensive possession for go-ahead FG ... One tackle and a third-down pass defensed in Wild Card playoff on 1-5-13 at Houston ... Missed final three preseason games due to calf injury.

Previous seasons: 2005—Primary starter for Tennessee at RCB, he led team in passes defensed (12) and logged 53 tackles ... Ranked fourth in NFL in kickoff returns (26.2) and fifth in AFC in punt returns (9.4) ... Named to Pro Football Weekly all-rookie team as punt returner ... Had 85-yard KOR on Nov. 20 vs. Jacksonville ... On Dec. 11 vs. Houston, his 52-yard punt return was Titans' only TD in 13-10 win, and he was named AFC Special Teams Player of the Week. 2006—Started 15 games for Tennessee ... His four INTs included 83-yard return for TD on Dec. 17 vs. Jacksonville, and his NFL-leading 12.9-yard punt return average included three returns for TDs, tying franchise record ... Second on team in passes defensed (14) ... On Oct. 29 vs. Houston, sparked 28-22 win with a 53-yard punt return TD in fourth quarter, and logged his first career INT (off Sage Rosenfels) ... On Nov. 19 at Philadelphia, aided 31-13 win with punt return of 90 yards for TD, a Titans record ... Two INTs off Eli Manning in Nov. 26 comeback vs. N.Y. Giants ... On Dec. 31 vs. New England, had an 81-yard punt return for TD and a 47-yard KOR, and his 259 total kick return yards for the game was the NFL's season high ... Saw spot duty on offense for Titans, gaining eight yards on two rushing attempts and 17 yards on two receptions ... Did not play Nov. 5 at Jacksonville due to team suspension. 2007—Remained on suspension (violation of player conduct policy) through the season. 2008—Traded to Dallas, and after suspension was lifted, played in nine Cowboys games in regular season (Games 1-6 and 14-16), logging 33 tackles and 13 passes defensed ... Missed Games 7-12 due to suspension by NFL (player conduct violations) ... Inactive for Game 13. 2009—Not with an NFL team. 2010—Played in five Bengals games, but suffered neck injury Oct. 24 at Atlanta and was placed Oct. 26 on Reserve/Injured list ... In limited action for Cincinnati, had an INT, a forced fumble and two fumble recoveries, with a fumble return for a TD ... Returned an INT 10 yards Sept. 19 vs. Baltimore, carrying Joe Flacco pass to Ravens' 35 to set up FG ... On Oct. 24 at Atlanta, stripped ball from WR Roddy White at Bengals' 41 and ran 59 yards after recovery for a TD to give Bengals a 25-24 lead in third quarter. 2011—Opened second Bengals season on Reserve/Physically Unable to Perform list, due to rehab from offseason neck surgery ... Made season debut Oct. 30 at Seattle and had 63-yard punt return on his first play, but strained a hamstring, did not return and missed next two games ... For the season, played in eight games, with seven starts at RCB, and also started at RCB in Wild Card playoff ... His 63-yard punt return Oct. 30 at Seattle set up a TD and was longest Bengals punt return since 2003 (Peter Warrick, 68 yards) ... Led secondary with six tackles Nov. 20 at Baltimore, including two TD-saving plays — an open-field tackle on WR Torrey Smith, leading to a Nate Clements INT two plays later, and a tackle of RB Ray Rice after 59-yard gain to Bengals six, after which Bengals forced Ravens to settle for FG ... On Dec. 4 at Pittsburgh, recorded two tackles, both for losses, as well as two passes defensed ... Five tackles and a pass defensed in Wild Card playoff on 1-7-12 at Houston.

College: Played three seasons (2002-04) at West Virginia before declaring for NFL Draft after his junior year ... First-team All-America selection as a junior by College Football News, after leading team in tackles (76) and posting two sacks and three INTs ... Also as a junior, named Big East Special Teams Player of the Year, averaging 14.6 yards with a TD on punt returns and 23.4 yards on kickoff returns ... For his career, played 36 games with 22 starts, with 201 tackles, eight INTs, 30 total passes defensed, two sacks, two fumble recoveries and two forced fumbles.

Personal: Hometown is Atlanta, Ga. ... Attended Westlake High School, where as a DB and RB he earned Class 4A all-state honors and was named his conference's player of the year ... Also earned prep All-America honors in basketball, and ran track ... Special education major at West Virginia, and was a member of Athletic Director's Academic Honor roll ... Has two daughters, Zaniyah Christine and Trinity Alexandria ... Hobbies include dirt bike riding, listening to music, and his dog, Macho.

NOTE ABOUT NFL EXPERIENCE: Jones did not earn an accrued year of experience toward NFL free agency in 2007 or '09 because he was not on a 53-player roster, a Reserve/Injured list or a Reserve/Physically Unable to Perform list for the required minimum of six games in either year.

ADAM JONES' STATISTICS

			DEFENSE							INTERCEPTIONS					SCORING				
YEAR	TEAM	G-S	ST	AT	TT	SKS-YDS	PD	FF	FR-YDS	NO	YDS	AVG	LG	TD	TD	TD-IntRt	TD-FRRt	S	PTS
2005	Tennessee	15-13	43	10	53	0-0	12	0	0-0	0	0	—	—	0	*1	0	0	0	6
2006	Tennessee	15-15	54	13	67	1-3	14	1	0-0	4	130	32.5	83t	1	*4	1	0	0	24
2007	Tennessee	0-0	DID NOT PLAY**							DID NOT PLAY**					DID NOT PLAY**				
2008	Dallas	9-6	27	6	33	0-0	13	1	1-21	0	0	—	—	0	0	0	0	0	0
2009	—	0-0	DID NOT PLAY**							DID NOT PLAY**					DID NOT PLAY**				
2010	Cincinnati	5-1	10	3	13	0-0	2	1	1-59	1	10	10.0	10	0	1	0	1	0	6
2011	Cincinnati	8-7	24	7	31	0-0	7	0	0-0	0	0	—	—	0	0	0	0	0	0
2012	Cincinnati	16-5	32	11	43	1-6	11	1	0-0	0	0	—	—	0	*1	0	0	0	6
TENN. TOTALS		30-28	97	23	120	1-3	26	1	0-0	4	130	32.5	83t	1	5	1	0	0	30
DALL. TOTALS		9-6	27	6	33	0-0	13	1	1-21	0	0	—	—	0	0	0	0	0	0
CIN. TOTALS		29-13	66	21	87	1-6	20	2	1-59	1	10	10.0	10	0	2	0	1	0	12
CAREER		68-47	190	50	240	2-9	59	4	2-80	5	140	28.0	83t	1	7	1	1	0	42

		SPECIAL TEAMS								KICKOFF RETURNS						PUNT RETURNS					
YEAR	TEAM	ST	AT	TT	FF	FR-YDS	BP	BFG	BXP	NO	YDS	AVG	FC	LG	TD	NO	YDS	AVG	FC	LG	TD
2005	Tennessee	1	0	1	0	0-0	0	0	0	43	1127	26.2	0	85	0	29	272	9.4	8	52t	1
2006	Tennessee	0	0	0	0	0-0	0	0	0	20	521	26.1	0	70	0	34	440	12.9	3	90t	3
2008	Dallas	0	0	0	0	0-0	0	0	0	7	155	22.1	0	41	0	21	95	4.5	0	18	0
2010	Cincinnati	0	0	0	0	1-0	0	0	0	7	134	19.1	0	29	0	5	33	6.6	0	27	0
2011	Cincinnati	0	0	0	0	0-0	0	0	0	0	***-12	—	0	-12	0	2	67	33.5	0	63	0
2012	Cincinnati	2	1	3	0	0-0	0	0	0	3	64	21.3	0	31	0	26	301	11.6	0	81t	1
TENN. TOTALS		1	0	1	0	0-0	0	0	0	63	1648	26.2	0	85	0	63	712	11.3	11	90t	4
DALL. TOTALS		0	0	0	0	0-0	0	0	0	7	155	22.1	0	41	0	21	95	4.5	0	18	0
CIN. TOTALS		2	1	3	0	1-0	0	0	0	10	186	18.6	0	31	0	33	401	12.2	0	81t	1
CAREER		3	1	4	0	1-0	0	0	0	80	1989	24.9	0	85	0	117	1208	10.3	11	90t	5

		PASSING											
YEAR	TEAM	ATT	CMP	CMP%	YDS	YDS/ATT	TD	TD%	INT	INT%	LG	SKD-YDS	RAT
2005	Tennessee	0	0	—	0	—	0	—	0	—	—	1-13	—
CAREER		0	0	—	0	—	0	—	0	—	—	1-13	—

		RUSHING					RECEIVING				
YEAR	TEAM	ATT	YDS	AVG	LG	TD	NO	YDS	AVG	LG	TD
2006	Tennessee	2	8	4.0	7	0	2	31	15.5	17	0
CAREER		2	8	4.0	7	0	2	31	15.5	17	0

KICKOFF RETURN SINGLE-GAME HIGHS: RETURNS—7 (for Tennessee; 12-31-06 vs. New England). YARDS—196 (for Tennessee; 11-20-05 vs. Jacksonville). LONG—85 (for Tennessee; 11-20-05 vs. Jacksonville). TOUCHDOWNS—(none).

PUNT RETURN SINGLE-GAME HIGHS: RETURNS—8 (for Tennessee; 12-24-05 at Miami). YARDS—101 (for Tennessee; 12-31-06 vs. New England). LONG—90t (for Tennessee; 11-19-06 at Philadelphia). TOUCHDOWNS—1 (five times; most recently for Cincinnati on 9-16-12 vs. Cleveland).

POSTSEASON

			DEFENSE							INTERCEPTIONS					SCORING				
YEAR	TEAM	G-S	ST	AT	TT	SKS-YDS	PD	FF	FR-YDS	NO	YDS	AVG	LG	TD	TD	TD-IntRt	TD-FRRt	S	PTS
2007	Tennessee	0-0	DID NOT PLAY**							DID NOT PLAY**					DID NOT PLAY**				
2011	Cincinnati	1-1	3	2	5	0-0	1	0	0-0	—	—	—	—	—	—	—	—	—	—
2012	Cincinnati	1-0	1	0	1	0-0	1	0	0-0	—	—	—	—	—	—	—	—	—	—
TENN. TOTALS		0-0	0	0	0	0-0	0	0	0-0	—	—	—	—	—	—	—	—	—	—
CIN. TOTALS		2-1	4	2	6	0-0	2	0	0-0	—	—	—	—	—	—	—	—	—	—
CAREER		2-1	4	2	6	0-0	2	0	0-0	—	—	—	—	—	—	—	—	—	—

		SPECIAL TEAMS								KICKOFF RETURNS						PUNT RETURNS					
YEAR	TEAM	ST	AT	TT	FF	FR-YDS	BP	BFG	BXP	NO	YDS	AVG	FC	LG	TD	NO	YDS	AVG	FC	LG	TD
2012	Cincinnati	—	—	—	—	—	—	—	—	4	103	25.8	0	34	0	1	0	0.0	0	0	0
CAREER		—	—	—	—	—	—	—	—	4	103	25.8	0	34	0	1	0	0.0	0	0	0

* NOTE: Jones scored one touchdown on a punt return with Tennessee in 2005, three touchdowns on punt returns with Tennessee in '06, and one touchdown on a punt return with Cincinnati in '12.

** NOTE: Jones was on the Reserve/Suspended by Commissioner list for 16 regular-season games and one postseason game with Tennessee in 2007. He was not with an NFL team in 2009.

*** NOTE: Jones received a lateral and lost 12 yards on a kickoff return with Cincinnati in 2011.

2012 REGULAR-SEASON GAME-BY-GAME

		DEFENSE								INTERCEPTIONS				
DATE	OPPONENT	ST	AT	TT	SKS-YDS	INT-YDS	PD	FF	FR-YDS	NO	YDS	AVG	LG	TD
9-10	at Baltimore	0	0	0	0-0	0-0	0	0	0-0	—	—	—	—	—
9-16	CLEVELAND	0	0	0	0-0	0-0	0	0	0-0	—	—	—	—	—
9-23	at Washington	3	3	6	0-0	0-0	1	0	0-0	—	—	—	—	—
9-30	at Jacksonville	2	2	4	0-0	0-0	1	0	0-0	—	—	—	—	—
10-7	MIAMI	1	0	1	0-0	0-0	1	0	0-0	—	—	—	—	—
10-14	at Cleveland	1	0	1	0-0	0-0	0	0	0-0	—	—	—	—	—
10-21	PITTSBURGH	3	1	4	0-0	0-0	0	0	0-0	—	—	—	—	—
10-28	— BYE —													
11-4	DENVER	0	0	0	0-0	0-0	0	0	0-0	—	—	—	—	—
11-11	N.Y. GIANTS	5	0	5	0-0	0-0	3	1	0-0	—	—	—	—	—
11-18	at Kansas City	5	1	6	1-6	0-0	0	0	0-0	—	—	—	—	—
11-25	OAKLAND	2	1	3	0-0	0-0	1	0	0-0	—	—	—	—	—
12-2	at San Diego	0	1	1	0-0	0-0	0	0	0-0	—	—	—	—	—
12-9	DALLAS	6	1	7	0-0	0-0	0	0	0-0	—	—	—	—	—
12-13	at Philadelphia	1	0	1	0-0	0-0	2	0	0-0	—	—	—	—	—
12-23	at Pittsburgh	2	0	2	0-0	0-0	1	0	0-0	—	—	—	—	—
12-30	BALTIMORE	1	1	2	0-0	0-0	1	0	0-0	—	—	—	—	—
TOTALS		32	11	43	1-6	0-0	11	1	0-0	—	—	—	—	—

		SPECIAL TEAMS								KICKOFF RETURNS						PUNT RETURNS					
DATE	OPPONENT	ST	AT	TT	FF	FR-YDS	BP	BFG	BXP	NO	YDS	AVG	FC	LG	TD	NO	YDS	AVG	FC	LG	TD
9-10	at Baltimore	0	0	0	0	0-0	0	0	0	0	0	—	0	—	0	0	0	—	0	—	0
9-16	CLEVELAND	0	0	0	0	0-0	0	0	0	1	31	31.0	0	31	0	3	90	30.0	0	81t	1
9-23	at Washington	0	0	0	0	0-0	0	0	0	1	18	18.0	0	18	0	2	8	4.0	0	8	0
9-30	at Jacksonville	0	0	0	0	0-0	0	0	0	0	0	—	0	—	0	0	0	—	0	—	0
10-7	MIAMI	0	0	0	0	0-0	0	0	0	1	15	15.0	0	15	0	2	25	12.5	0	15	0
10-14	at Cleveland	0	0	0	0	0-0	0	0	0	0	0	—	0	—	0	0	0	—	0	—	0
10-21	PITTSBURGH	0	0	0	0	0-0	0	0	0	0	0	—	0	—	0	1	5	5.0	0	5	0
10-28	— BYE —																				
11-4	DENVER	0	0	0	0	0-0	0	0	0	0	0	—	0	—	0	2	-1	-0.5	0	0	0
11-11	N.Y. GIANTS	0	0	0	0	0-0	0	0	0	0	0	—	0	—	0	2	77	38.5	0	68	0
11-18	at Kansas City	0	0	0	0	0-0	0	0	0	0	0	—	0	—	0	1	11	11.0	0	11	0
11-25	OAKLAND	0	0	0	0	0-0	0	0	0	0	0	—	0	—	0	3	21	7.0	0	18	0
12-2	at San Diego	0	0	0	0	0-0	0	0	0	0	0	—	0	—	0	2	39	19.5	0	24	0
12-9	DALLAS	0	0	0	0	0-0	0	0	0	0	0	—	0	—	0	1	-3	-3.0	0	-3	0
12-13	at Philadelphia	2	0	2	0	0-0	0	0	0	0	0	—	0	—	0	2	25	12.5	0	17	0
12-23	at Pittsburgh	0	0	0	0	0-0	0	0	0	0	0	—	0	—	0	3	-2	-0.7	0	0	0
12-30	BALTIMORE	0	1	1	0	0-0	0	0	0	0	0	—	0	—	0	2	6	3.0	0	5	0
TOTALS		2	1	3	0	0-0	0	0	0	3	64	21.3	0	31	0	26	301	11.6	0	81t	1

JONES, MARVIN — WR #82

Height: 6-2
Weight: 195
College: California
Experience: 2nd-year player in 2013

2012 games-starts: 11-5
Career games-starts: 11-5
Born: 3-12-90
Hometown: Fontana, Calif.
Acquired: D5b'12

Jones enters his second pro season, after showing considerable promise as a rookie ... Fifth-round draft pick moved into starting role during season's final stretch, and his season total of 18 catches for 201 yards included 10-for-110 over the final two games ... Scored first career TD in Game 16 ... Was in No. 2 WR role, starting along with A.J. Green, for season's final five games and Wild Card playoff ... Was primed for a significant role by late October, but missed most of Game 7 as well as Games 8-10 due to knee injury ... Strong in battling for contested catches, and at Scouting Combine, his 22 bench presses at 225 pounds tied for most among WRs.

Career transactions: Selected by Cincinnati in fifth round of 2012 NFL Draft (166th overall) ... Signed with Bengals on 5-12-12.

2012 general: Played in 11 games (Games 1-2, 4, 6-7 and 11-16), with five starts (Games 12-16), and totaled 18 receptions for 201 yards and a TD, as well as three rushes for 47 yards ... Inactive for Games 3 and 5, and for Games 8-10 due to knee injury suffered in Oct. 21 vs. Pittsburgh.

2012 game-by-game: On Sept. 16 vs. Cleveland, drew a 31-yard pass interference penalty against Browns, helping set up a FG ... One reception for five yards on Sept. 30 at Jacksonville — his first NFL catch ... Suffered knee injury while playing on kickoff return team in first quarter on Oct. 21 vs. Pittsburgh, forcing him out of the game ... Returned to action Nov. 25 vs. Oakland; had no receptions but threw a key block on 39-yard run by BenJarvus Green-Ellis ... Two-for-20 receiving Dec. 2 at San Diego in his first NFL start ... Three receptions for 45 yards Dec. 9 vs. Dallas, and had a 37-yard rush on an end-around on Bengals' opening possession, setting up a TD ... Had a 10-yard rush on Dec. 13 at Philadelphia ... Recorded season-highs in catches (five) and yards (65) on Dec. 23 at Pittsburgh ... Tied season high with five catches (45 yards) Dec. 30 vs. Baltimore, and scored first career TD on 11-yard pass from Andy Dalton in second quarter ... Played all four preseason games and led team in TDs (two) and receiving yards (150), and finished second in receptions (nine).

College: Played four seasons (2008-11) at California, seeing action in 43 games, and had all 38 of his starts in last three seasons ... Increased receptions and yards totals each year ... His 156 career receptions tied for seventh in school history, his 2270 yards ranked sixth, and his 13 receiving TDs ranked tied for eighth ... Also rushed 11-for-116 (10.5) with a TD ... Averaged 7.3 yards on 14 punt returns, all as a senior ... Caught 62-for-846 with three TDs as a senior.

Personal: Hometown is Fontana, Calif. ... Attended Etiwanda High School in Fontana, Calif., where he made California Top 25 prospect list by Rivals.com ... Played CB as well as WR ... Over his final two prep seasons, caught 144 passes for 2349 yards and 22 TDs, and on defense had 133 tackles and seven INTs ... African-American Studies major at Cal ... Has two sons, Marv III and Mareon.

MARVIN JONES' STATISTICS

			RECEIVING					RUSHING					SCORING					
YEAR	TEAM	G-S	NO	YDS	AVG	LG	TD	ATT	YDS	AVG	LG	TD	TD	TD-R	TD-P	TD-Rt	2-PtC	PTS
2012	Cincinnati	11-5	18	201	11.2	23	1	3	47	15.7	37	0	1	0	1	0	0	6
CAREER		11-5	18	201	11.2	23	1	3	47	15.7	37	0	1	0	1	0	0	6

		SPECIAL TEAMS								KICKOFF RETURNS						PUNT RETURNS					
YEAR	TEAM	ST	AT	TT	FF	FR-YDS	BP	BFG	BXP	NO	YDS	AVG	FC	LG	TD	NO	YDS	AVG	FC	LG	TD
2012	Cincinnati	1	0	1	0	0-0	0	0	0	—	—	—	—	—	—	—	—	—	—	—	—
CAREER		1	0	1	0	0-0	0	0	0	—	—	—	—	—	—	—	—	—	—	—	—

RECEIVING SINGLE-GAME HIGHS: RECEPTIONS—5 (two times; most recently 12-30-12 vs. Baltimore). YARDS—65 (12-23-12 at Pittsburgh). LONG—23 (12-23-12 at Pittsburgh). TOUCHDOWNS—1 (12-30-12 vs. Baltimore).

RUSHING SINGLE-GAME HIGHS: ATTEMPTS—1 (three times; most recently 12-23-12 at Pittsburgh). YARDS—37 (12-9-12 vs. Dallas). LONG—37 (12-9-12 vs. Dallas). TOUCHDOWNS—(none).

POSTSEASON

			RECEIVING					RUSHING					SCORING					
YEAR	TEAM	G-S	NO	YDS	AVG	LG	TD	ATT	YDS	AVG	LG	TD	TD	TD-R	TD-P	TD-Rt	2-PtC	PTS
2012	Cincinnati	1-1	3	34	11.3	15	0	—	—	—	—	—	—	—	—	—	—	—
CAREER		1-1	3	34	11.3	15	0	—	—	—	—	—	—	—	—	—	—	—

REGULAR-SEASON 2012 GAME-BY-GAME

		RECEIVING					RUSHING				
DATE	OPPONENT	NO	YDS	AVG	LG	TD	ATT	YDS	AVG	LG	TD
9-10	at Baltimore	0	0	—	—	0	0	0	—	—	0
9-16	CLEVELAND	0	0	—	—	0	0	0	—	—	0
9-23	at Washington			INACTIVE					INACTIVE		
9-30	at Jacksonville	1	5	5.0	5	0	0	0	—	—	0
10-7	MIAMI			INACTIVE					INACTIVE		
10-14	at Cleveland	2	21	10.5	16	0	0	0	—	—	0
10-21	PITTSBURGH	0	0	—	—	0	0	0	—	—	0
10-28	— BYE —										
11-4	DENVER			INACTIVE					INACTIVE		
11-11	N.Y. GIANTS			INACTIVE					INACTIVE		
11-18	at Kansas City			INACTIVE					INACTIVE		
11-25	OAKLAND	0	0	—	—	0	0	0	—	—	0
12-2	at San Diego	2	20	10.0	16	0	0	0	—	—	0
12-9	DALLAS	3	45	15.0	17	0	1	37	37.0	37	0
12-13	at Philadelphia	0	0	—	—	0	1	10	10.0	10	0
12-23	at Pittsburgh	5	65	13.0	23	0	1	0	0.0	0	0
12-30	BALTIMORE	5	45	9.0	14	1	0	0	—	—	0
TOTALS		18	201	11.2	23	1	3	47	15.7	37	0

KIRKPATRICK, DRE — CB #27

Height: 6-2
Weight: 185
College: Alabama
Experience: 2nd-year player in 2013

2012 games-starts: 5-0
Career games-starts: 5-0
Born: 10-26-89
Hometown: Gadsden, Ala.
Acquired: D1a'12

First-round selection in 2012 draft could play a big role in '13, after being limited by injuries to five games as a rookie ... Worked his way back from preseason knee injury to make debut in Game 8, but a concussion suffered in Game 12 at San Diego, combined with recurrence of knee injury, sidelined him for remainder of season ... A multiple first-team 2011 All-America selection at Alabama, he helped lead team in '11 to its second BCS national championship in his three years at the school ... Chose to forego his final season of eligibility to turn pro.

Career transactions: Selected by Cincinnati in first round of 2012 NFL Draft (17th overall) ... Signed with Bengals on 5-18-12.

2012 recap: Played in five Games (Games 8-12) ... Had two tackles on defense and two on special teams ... Missed all four preseason games, as well as Games 1-7 of regular season, due to a knee injury ... Inactive for Games 13-14 due to a concussion suffered on Dec. 2 at San Diego, and was inactive for Game 15 due to a recurrence of the knee problem ... Not on the roster for Game 16, as he was placed Dec. 25 on Reserve/Injured list ... Made NFL debut on Nov. 4 vs. Denver, playing on special teams ... Saw first defensive action of his career late in the game on Nov. 11 vs. N.Y. Giants (no statistics), replacing injured CB Adam Jones ... Saw his first extensive action on defense on Nov. 18 at Kansas City, logging two tackles ... Had one special teams tackle on Nov. 25 vs. Oakland.

College: Played three seasons (2009-11) at Alabama, helping Tide to 36-4 record that included BCS national championships in '09 (14-0 record) and '11 (13-1 record) ... Entered NFL draft after junior season ... Played in 38 games, with starts in 25 contests (12 as a sophomore and 13 as a junior) ... Totaled 91 tackles, three INTs, 16 passes defensed, three forced fumbles, a fumble recovery and a TD on a blocked punt return ... Started all 13 games as a junior for unbeaten BCS national champs ... Had no INTs as a junior (nine passes defensed and two forced fumbles), but analysts recognized opponents' reluctance to throw in his area, and he still earned first-team All-America honors from Football Writers Association and Pro Football Weekly, along with second-team nod from Associated Press.

Bringing the 'swag': At Alabama, Kirkpatrick's confident playing style earned him the nickname "Swag," as in swagger. "It's an attitude," Kirkpatrick says. "It's a brand. It just makes you feel good. You can't teach it. I like to have a lot of swag about what I do, confidence in what I do. When you see me out there, you don't have to worry about, 'Is he nervous?' I'm not nervous, because I know what I'm supposed to do, and I trust my technique."

Personal: Hometown is Gadsden, Ala. ... Attended Gadsden (Ala.) City High School, where he earned ratings among elite college CB prospects in nation ... Earned All-America honors from Parade, USA Today and Super Prep ... Was general studies major at Alabama ... First name is pronounced "DRAY."

DRE KIRKPATRICK'S STATISTICS

			DEFENSE							INTERCEPTIONS					SCORING				
YEAR	TEAM	G-S	ST	AT	TT	SKS-YDS	PD	FF	FR-YDS	NO	YDS	AVG	LG	TD	TD	TD-IntRt	TD-FRRt	S	PTS
2012	Cincinnati	5-0	2	0	2	0-0	0	0	0-0	—	—	—	—	—	—	—	—	—	—
CAREER		5-0	2	0	2	0-0	0	0	0-0	—	—	—	—	—	—	—	—	—	—

		SPECIAL TEAMS								KICKOFF RETURNS						PUNT RETURNS					
YEAR	TEAM	ST	AT	TT	FF	FR-YDS	BP	BFG	BXP	NO	YDS	AVG	FC	LG	TD	NO	YDS	AVG	FC	LG	TD
2012	Cincinnati	2	0	2	0	0-0	0	0	0	—	—	—	—	—	—	—	—	—	—	—	—
CAREER		2	0	2	0	0-0	0	0	0	—	—	—	—	—	—	—	—	—	—	—	—

POSTSEASON

			DEFENSE							INTERCEPTIONS					SCORING				
YEAR	TEAM	G-S	ST	AT	TT	SKS-YDS	PD	FF	FR-YDS	NO	YDS	AVG	LG	TD	TD	TD-IntRt	TD-FRRt	S	PTS
2012	Cincinnati	0-0	DID NOT PLAY*							DID NOT PLAY*					DID NOT PLAY*				
CAREER		0-0	0	0	0	0-0	0	0	0-0	—	—	—	—	—	—	—	—	—	—

* NOTE: Kirkpatrick was on the Reserve/Injured list for one postseason game with Cincinnati in 2012.

LAMUR, EMMANUEL — LB #59

Height: 6-4
Weight: 240
College: Kansas State
Experience: 2nd-year player in 2013

2012 games-starts: 9-0
Career games-starts: 9-0
Born: 6-8-89
Hometown: West Palm Beach, Fla.
Acquired: CFA'12

Lamur looks to build in '13 off a promising rookie season, one in which he rose from obscurity ... Originally a tryout player in Bengals' 2012 rookie minicamp, he earned a contract offer and wound up starting some eight months later in Wild Card playoff game at Houston ... Opened '12 on Bengals practice squad before elevation to roster for last nine games ... Saw regular action on defense in second half of season, and also finished fifth on team in special teams tackles.

Career transactions: Signed with Cincinnati as college free agent on 5-14-12 ... Waived by Bengals on 8-31-12, then signed 9-1-12 to Bengals' practice squad ... Signed to Bengals' roster on 11-2-12.

2012 general: Played in all four preseason games, logging six tackles ... After opening season on practice squad, was signed to roster and made NFL debut Nov. 4 vs. Denver ... Played in nine games (Games 8-16), with 19 tackles and two passes defensed ... Ranked fifth on team in special teams tackles (eight), despite playing in just nine games.

2012 game-by-game: Recorded three tackles and a pass defensed in NFL debut on Nov. 4 vs. Denver, as well as a special teams tackle ... Had three tackles on defense and two on special teams on Nov. 11 vs. the N.Y. Giants ... Had one tackle on both defense and special teams on Nov. 18 at Kansas City ... Logged two tackles on defense and two on special teams (tied for team lead) on Nov. 25 vs. Oakland ... On Dec. 13 at Philadelphia, his three tackles included one for loss, and he had a pass defensed and one special teams tackle ... Tied for fourth on team in tackles (five) on Dec. 30 vs. Baltimore, and also had special teams tackle.

College: Played in 37 games in three seasons (2009-11) at Kansas State, after spending one season ('08) at Independence (Kan.) Community College ... Twice voted by Kansas State teammates as team captain (2010 and '11) ... Played safety as sophomore, and switched to linebacker during junior season ... Career totals of 197 tackles, including two sacks and 10 tackles-for-loss, with five INTs, 16 passes defensed, two forced fumbles and two blocked kicks ... AP Honorable Mention All-Big 12 as a senior.

Personal: Hometown is West Palm Beach, Fla. ... Attended King's Academy, and as a senior earned All-Palm Beach County honors and was honorable mention all-state ... Played at Kansas State with his brother, Sammuel, a quarterback ... Last name is pronounced "luh-MER."

EMMANUEL LAMUR'S STATISTICS

			DEFENSE							INTERCEPTIONS					SCORING				
YEAR	TEAM	G-S	ST	AT	TT	SKS-YDS	PD	FF	FR-YDS	NO	YDS	AVG	LG	TD	TD	TD-IntRt	TD-FRRt	S	PTS
2012	Cincinnati	9-0	12	7	19	0-0	2	0	0-0	—	—	—	—	—	—	—	—	—	—
CAREER		9-0	12	7	19	0-0	2	0	0-0	—	—	—	—	—	—	—	—	—	—

		SPECIAL TEAMS								KICKOFF RETURNS						PUNT RETURNS					
YEAR	TEAM	ST	AT	TT	FF	FR-YDS	BP	BFG	BXP	NO	YDS	AVG	FC	LG	TD	NO	YDS	AVG	FC	LG	TD
2012	Cincinnati	5	3	8	0	0-0	0	0	0	—	—	—	—	—	—	—	—	—	—	—	—
CAREER		5	3	8	0	0-0	0	0	0	—	—	—	—	—	—	—	—	—	—	—	—

POSTSEASON

			DEFENSE							INTERCEPTIONS					SCORING				
YEAR	TEAM	G-S	ST	AT	TT	SKS-YDS	PD	FF	FR-YDS	NO	YDS	AVG	LG	TD	TD	TD-IntRt	TD-FRRt	S	PTS
2012	Cincinnati	1-1	3	1	4	0-0	0	0	0-0	—	—	—	—	—	—	—	—	—	—
CAREER		1-1	3	1	4	0-0	0	0	0-0	—	—	—	—	—	—	—	—	—	—

		SPECIAL TEAMS								KICKOFF RETURNS						PUNT RETURNS					
YEAR	TEAM	ST	AT	TT	FF	FR-YDS	BP	BFG	BXP	NO	YDS	AVG	FC	LG	TD	NO	YDS	AVG	FC	LG	TD
2012	Cincinnati	0	1	1	0	0-0	0	0	0	—	—	—	—	—	—	—	—	—	—	—	—
CAREER		0	1	1	0	0-0	0	0	0	—	—	—	—	—	—	—	—	—	—	—	—

2012 REGULAR-SEASON GAME-BY-GAME

		DEFENSE								INTERCEPTIONS				
DATE	OPPONENT	ST	AT	TT	SKS-YDS	INT-YDS	PD	FF	FR-YDS	NO	YDS	AVG	LG	TD
9-10	at Baltimore	PRACTICE SQUAD								PRACTICE SQUAD				
9-16	CLEVELAND	PRACTICE SQUAD								PRACTICE SQUAD				
9-23	at Washington	PRACTICE SQUAD								PRACTICE SQUAD				
9-30	at Jacksonville	PRACTICE SQUAD								PRACTICE SQUAD				
10-7	MIAMI	PRACTICE SQUAD								PRACTICE SQUAD				
10-14	at Cleveland	PRACTICE SQUAD								PRACTICE SQUAD				
10-21	PITTSBURGH	PRACTICE SQUAD								PRACTICE SQUAD				
10-28	— BYE —													
11-4	DENVER	2	1	3	0-0	0-0	1	0	0-0	—	—	—	—	—
11-11	N.Y. GIANTS	2	1	3	0-0	0-0	0	0	0-0	—	—	—	—	—
11-18	at Kansas City	1	0	1	0-0	0-0	0	0	0-0	—	—	—	—	—
11-25	OAKLAND	0	2	2	0-0	0-0	0	0	0-0	—	—	—	—	—
12-2	at San Diego	0	0	0	0-0	0-0	0	0	0-0	—	—	—	—	—
12-9	DALLAS	1	0	1	0-0	0-0	0	0	0-0	—	—	—	—	—
12-13	at Philadelphia	2	1	3	0-0	0-0	1	0	0-0	—	—	—	—	—
12-23	at Pittsburgh	0	1	1	0-0	0-0	0	0	0-0	—	—	—	—	—
12-30	BALTIMORE	4	1	5	0-0	0-0	0	0	0-0	—	—	—	—	—
TOTALS		12	7	19	0-0	0-0	2	0	0-0	—	—	—	—	—

		SPECIAL TEAMS								KICKOFF RETURNS						PUNT RETURNS					
DATE	OPPONENT	ST	AT	TT	FF	FR-YDS	BP	BFG	BXP	NO	YDS	AVG	FC	LG	TD	NO	YDS	AVG	FC	LG	TD
9-10	at Baltimore	PRACTICE SQUAD								PRACTICE SQUAD						PRACTICE SQUAD					
9-16	CLEVELAND	PRACTICE SQUAD								PRACTICE SQUAD						PRACTICE SQUAD					
9-23	at Washington	PRACTICE SQUAD								PRACTICE SQUAD						PRACTICE SQUAD					
9-30	at Jacksonville	PRACTICE SQUAD								PRACTICE SQUAD						PRACTICE SQUAD					
10-7	MIAMI	PRACTICE SQUAD								PRACTICE SQUAD						PRACTICE SQUAD					
10-14	at Cleveland	PRACTICE SQUAD								PRACTICE SQUAD						PRACTICE SQUAD					
10-21	PITTSBURGH	PRACTICE SQUAD								PRACTICE SQUAD						PRACTICE SQUAD					
10-28	— BYE —																				
11-4	DENVER	1	0	1	0	0-0	0	0	0	—	—	—	—	—	—	—	—	—	—	—	—
11-11	N.Y. GIANTS	1	1	2	0	0-0	0	0	0	—	—	—	—	—	—	—	—	—	—	—	—
11-18	at Kansas City	1	0	1	0	0-0	0	0	0	—	—	—	—	—	—	—	—	—	—	—	—
11-25	OAKLAND	1	1	2	0	0-0	0	0	0	—	—	—	—	—	—	—	—	—	—	—	—
12-2	at San Diego	0	0	0	0	0-0	0	0	0	—	—	—	—	—	—	—	—	—	—	—	—
12-9	DALLAS	0	0	0	0	0-0	0	0	0	—	—	—	—	—	—	—	—	—	—	—	—
12-13	at Philadelphia	1	0	1	0	0-0	0	0	0	—	—	—	—	—	—	—	—	—	—	—	—
12-23	at Pittsburgh	0	0	0	0	0-0	0	0	0	—	—	—	—	—	—	—	—	—	—	—	—
12-30	BALTIMORE	0	1	1	0	0-0	0	0	0	—	—	—	—	—	—	—	—	—	—	—	—
TOTALS		5	3	8	0	0-0	0	0	0	—	—	—	—	—	—	—	—	—	—	—	—

LEWIS-HARRIS, CHRIS — CB #37

Height: 5-10
Weight: 180
College: Tennessee-Chattanooga
Experience: 1st-year player in 2013

2012 games-starts: 2-0
Career games-starts: 2-0
Born: 2-11-89
Hometown: Smyrna, Ga.
Acquired: CFA'12

A late college free agent signee during the 2012 offseason, Lewis-Harris gained a late roster foothold and looks to expand his role in '13 ... Played in two games last season after spending most of year on the practice squad ... Also played in the Bengals' Wild Card playoff.

Career transactions: Signed with Cincinnati as college free agent on 7-26-12 ... Waived by Bengals on 8-31-12, then signed 9-1-12 to Bengals' practice squad ... Signed 9-29-12 to Bengals' roster ... Waived by Bengals on 10-2-12, then re-signed 10-4-12 to Bengals' practice squad ... Signed 12-28-12 to Bengals' roster.

2012 highlights: Played in all four preseason games, logging 13 tackles, including one sack ... Played in two regular-season games (Games 4 and 16) ... Made NFL debut on Sept. 30 at Jacksonville (no statistics) ... One tackle on Dec. 30 vs. Baltimore ... Played in Wild Card playoff on 1-5-13 at Houston (no statistics).

College: Played four seasons at Tennessee-Chattanooga (2008-11) posting 183 tackles, five INTs, 23 passes defensed, two forced fumbles and two fumble recoveries ... Redshirted in '07 ... Played in 44 career games (38 starts) ... Was second-team All-Southern Conference as senior, logging career-best 59 tackles with one INT and a forced fumble ... Played both CB and S during career.

Personal: Hometown is Smyrna, Ga. ... Attended Campbell High School, where he was named first-team All-State by Associated Press in Georgia's Class 5A ... Also played WR in high school, and competed in track and field ... Earned degree from Tennessee-Chattanooga in Business and Entrepreneurship in fall of 2011 ... Member of Alpha Phi Alpha fraternity.

NOTE ABOUT NFL EXPERIENCE: Lewis-Harris did not earn an accrued year of experience toward NFL free agency in 2012 because he was not on a 53-player roster, a Reserve/Injured list or a Reserve/Physically Unable to Perform list for the required minimum of six games that year.

CHRIS LEWIS-HARRIS' STATISTICS

			DEFENSE							INTERCEPTIONS					SCORING				
YEAR	TEAM	G-S	ST	AT	TT	SKS-YDS	PD	FF	FR-YDS	NO	YDS	AVG	LG	TD	TD	TD-IntRt	TD-FRRt	S	PTS
2012	Cincinnati	2-0	1	0	1	0-0	0	0	0-0	—	—	—	—	—	—	—	—	—	—
CAREER		2-0	1	0	1	0-0	0	0	0-0	—	—	—	—	—	—	—	—	—	—

POSTSEASON

			DEFENSE							INTERCEPTIONS					SCORING				
YEAR	TEAM	G-S	ST	AT	TT	SKS-YDS	PD	FF	FR-YDS	NO	YDS	AVG	LG	TD	TD	TD-IntRt	TD-FRRt	S	PTS
2012	Cincinnati	1-0	0	0	0	0-0	0	0	0-0	—	—	—	—	—	—	—	—	—	—
CAREER		1-0	0	0	0	0-0	0	0	0-0	—	—	—	—	—	—	—	—	—	—

MAUALUGA, REY — LB #58

Height: 6-2
Weight: 255
College: Southern California
Experience: 5th-year player in 2013

2012 games-starts: 16-16
Career games-starts: 60-59
Born: 1-20-87
Hometown: Eureka, Calif.
Acquired: D2'09

Second-round pick from 2009 draft is back for fifth Bengals season in '13, having re-signed as unrestricted free agent ... Was No. 1 MLB for second year last season, after playing first two seasons at SLB ... Second on '12 team in tackles (152) and led front seven in passes defensed (five) ... Second on team in tackles (115) in 2011, despite missing three games with ankle sprain.

Career transactions: Selected by Cincinnati in second round of 2009 NFL Draft (38th overall) ... Signed with Bengals on 7-29-09 ... Re-signed with Bengals as unrestricted free agent on 3-18-13.

2012 general: Started all 16 games and Wild Card playoff ... His total of 152 tackles trailed only WLB Vontaze Burfict ... Had at least a share of team tackles lead in seven games, and logged double-digits in tackles in eight contests ... Also had one sack, one fumble recovery and six QB pressures.

2012 game-by-game: Tied for team lead in tackles (seven) on Sept. 10 at Baltimore, and had pass defensed ... Led team in tackles (12) on Sept. 16 vs. Cleveland ... Led team Sept. 23 at Washington with 13 tackles ... Led team in tackles (13) Oct. 7 vs. Miami ... Second on team in tackles (10) on Oct. 14 at Cleveland ... Led team in tackles (10) Nov. 4 vs. Denver ... Led team with 13 tackles (11 solos) Nov. 11 vs. N.Y. Giants and had pass defensed ... Led team Nov. 18 at Kansas City with eight tackles, including a sack ... Second on team with 10 tackles Nov. 25 vs. Oakland, and recovered a fumble ... Nine tackles (second on team) Dec. 2 at San Diego, with pass defensed and two QB pressures ... Five tackles Dec. 13 at Philadelphia, and had key pass defensed in end zone that helped force Eagles FG ... Seven tackles Dec. 23 at Pittsburgh ... Second on team in tackles (10) Dec. 30 vs. Baltimore ... Led team with 15 tackles in Wild Card playoff on 1-5-13 at Houston ... Started first preseason game, but suffered knee strain that caused him to miss final three.

Previous seasons: 2009—Earned No. 1 SLB position as Bengals rookie and ranked fifth on team in tackles (80) ... Led team in total forced fumbles (three), with two on defense and one on special teams ... Suffered left ankle fracture in Game 15, Dec. 27 vs. Kansas City, and was placed Dec. 30 on Reserve/Injured list, missing season finale and Wild Card playoff ... Had key forced fumble against HB Ryan Grant in third quarter Sept. 20 at Green Bay, with Bengals recovering at their 38 and driving 62 yards for TD that put Cincinnati ahead to stay ... Also at Green Bay, had sack and forced fumble on Aaron Rodgers (Packers recovered) and six total tackles. 2010—Tied for club lead with six tackles Sept. 26 at Carolina, including team-best five solos ... Nine tackles (led LBs) Oct. 10 vs. Tampa Bay, including 10-yard sack of Josh Freeman that helped set up game's first TD drive in first quarter ... Led team with 13 tackles Oct. 31 vs. Miami ... On Nov. 25 at N.Y. Jets, had his first pro INT, off Mark Sanchez, with 11-yard return in third quarter ... On Dec. 26 vs. San Diego, had key INT against Philip Rivers, returning 47 yards to San Diego 21 in third quarter, setting up TD drive for 20-10 Cincinnati lead. 2011—Started 13 games (Games 1-5 and 9-16) at MLB, and also started in Wild Card playoff ... Sidelined for Games 6-8 due to ankle sprain suffered in practice Oct. 13 ... Led team in forced fumbles (three) and tied for team lead in combined fumbles forced/recovered (four) ... One INT and three passes defensed ... On Sept. 25 vs. San Francisco, forced fumble by Frank Gore at Bengals 16 in fourth quarter, and Bengals recovered ... Had team-leading 12 tackles Oct. 2 vs. Buffalo ... Team-leading 10 tackles Oct. 9 at Jacksonville, along with key pass defensed as Bengals held Jaguars to second-quarter FG after Jacksonville returned INT to Cincinnati two ... Had two forced fumbles (both recovered by Cincinnati) Dec. 11 vs. Houston, including second-quarter play on which he stopped RB Ben Tate for two-yard loss on first-and-goal from Bengals one, recovering the fumble himself ... Set up first Bengals score Dec. 24 vs. Arizona, intercepting John Skelton pass with two-yard return to Cardinals 23 ... Led team with personal season-high 14 tackles on 1-1-12 vs. Baltimore ... Three tackles in Wild Card playoff on 1-7-12 at Houston.

College: Played 50 games with 34 starts over four seasons (2005-08) at USC ... Earned multiple national honors as senior, and joined Bengals with reputation as one of college ranks' best ever for combination of hard hitting and speed to cover field ... Named freshman All-American in '05, and was first-team All-Pac 10 in final three seasons, topped by consensus All-American honors as senior ... Won 2008 Bednarik Award (nation's top defensive player) and was named National Defensive Player of the Year by CBSsports.com ... As senior, was leading tackler (79) on unit that led nation in scoring defense (9.0 points per game) and finished second in fewest yards allowed (221.8) ... Helped lead Trojans to 46-6 record over four seasons.

Personal: Parents are native Samoans, and he grew up in a military family ... Born in Oklahoma City, but moved with family as an infant to Honolulu, where he lived until age 12 ... Later lived in Oxnard, Calif., and Eureka, Calif. ... Attended Eureka High School, where he was named a first-team All-American as a senior by both Parade and USA Today ... Spent his 2001 prep freshman year at St. Bonaventure High School in Ventura, Calif. ... Sociology major at USC ... First name is pronounced "RAY" and last name is pronounced "mow(rhymes with 'now')-uh-LOO-guh."

REY MAUALUGA'S STATISTICS

			DEFENSE							INTERCEPTIONS					SCORING				
YEAR	TEAM	G-S	ST	AT	TT	SKS-YDS	PD	FF	FR-YDS	NO	YDS	AVG	LG	TD	TD	TD-IntRt	TD-FRRt	S	PTS
2009	Cincinnati	15-15	44	36	80	1-8	2	2	0-0	0	0	—	—	0	—	—	—	—	—
2010	Cincinnati	16-15	50	31	81	1-10	2	0	0-0	2	58	29.0	47	0	—	—	—	—	—
2011	Cincinnati	13-13	71	44	115	0-0	3	3	1-0	1	2	2.0	2	0	—	—	—	—	—
2012	Cincinnati	16-16	92	60	152	1-0	5	0	1-0	0	0	—	—	0	—	—	—	—	—
CAREER		60-59	257	171	428	3-18	12	5	2-0	3	60	20.0	47	0	—	—	—	—	—

		SPECIAL TEAMS								KICKOFF RETURNS						PUNT RETURNS					
YEAR	TEAM	ST	AT	TT	FF	FR-YDS	BP	BFG	BXP	NO	YDS	AVG	FC	LG	TD	NO	YDS	AVG	FC	LG	TD
2009	Cincinnati	3	0	3	1	0-0	0	0	0	—	—	—	—	—	—	—	—	—	—	—	—
2010	Cincinnati	0	1	1	0	0-0	0	0	0	—	—	—	—	—	—	—	—	—	—	—	—
CAREER		3	1	4	1	0-0	0	0	0	—	—	—	—	—	—	—	—	—	—	—	—

POSTSEASON

			DEFENSE							INTERCEPTIONS					SCORING				
YEAR	TEAM	G-S	ST	AT	TT	SKS-YDS	PD	FF	FR-YDS	NO	YDS	AVG	LG	TD	TD	TD-IntRt	TD-FRRt	S	PTS
2009	Cincinnati	0-0	DID NOT PLAY*							DID NOT PLAY*					DID NOT PLAY*				
2011	Cincinnati	1-1	1	2	3	0-0	0	0	0-0	—	—	—	—	—	—	—	—	—	—
2012	Cincinnati	1-1	12	3	15	0-0	0	0	0-0	—	—	—	—	—	—	—	—	—	—
CAREER		2-2	13	5	18	0-0	0	0	0-0	—	—	—	—	—	—	—	—	—	—

* NOTE: Maualuga was on the Reserve/Injured list for one postseason game with Cincinnati in 2009.

2012 REGULAR-SEASON GAME-BY-GAME

		DEFENSE								INTERCEPTIONS				
DATE	OPPONENT	ST	AT	TT	SKS-YDS	INT-YDS	PD	FF	FR-YDS	NO	YDS	AVG	LG	TD
9-10	at Baltimore	6	1	7	0-0	0-0	1	0	0-0	—	—	—	—	—
9-16	CLEVELAND	7	5	12	0-0	0-0	0	0	0-0	—	—	—	—	—
9-23	at Washington	8	5	13	0-0	0-0	0	0	0-0	—	—	—	—	—
9-30	at Jacksonville	5	3	8	0-0	0-0	0	0	0-0	—	—	—	—	—
10-7	MIAMI	9	4	13	0-0	0-0	0	0	0-0	—	—	—	—	—
10-14	at Cleveland	5	5	10	0-0	0-0	0	0	0-0	—	—	—	—	—
10-21	PITTSBURGH	4	4	8	0-0	0-0	0	0	0-0	—	—	—	—	—
10-28	— BYE —													
11-4	DENVER	6	4	10	0-0	0-0	0	0	0-0	—	—	—	—	—
11-11	N.Y. GIANTS	11	2	13	0-0	0-0	1	0	0-0	—	—	—	—	—
11-18	at Kansas City	5	3	8	1-0	0-0	0	0	0-0	—	—	—	—	—
11-25	OAKLAND	5	5	10	0-0	0-0	0	0	1-0	—	—	—	—	—
12-2	at San Diego	6	3	9	0-0	0-0	1	0	0-0	—	—	—	—	—
12-9	DALLAS	3	6	9	0-0	0-0	1	0	0-0	—	—	—	—	—
12-13	at Philadelphia	3	2	5	0-0	0-0	1	0	0-0	—	—	—	—	—
12-23	at Pittsburgh	3	4	7	0-0	0-0	0	0	0-0	—	—	—	—	—
12-30	BALTIMORE	6	4	10	0-0	0-0	0	0	0-0	—	—	—	—	—
TOTALS		92	60	152	1-0	0-0	5	0	1-0	—	—	—	—	—

MAYBIN, AARON — LB #51

Height: 6-4
Weight: 237
College: Penn State
Experience: 5th-year player in 2013

2012 games-starts: 8-0
Career games-starts: 48-1
Born: 4-6-88
Hometown: Baltimore, Md.
Acquired: FA'13

Maybin joins Bengals as a free agent for 2013 ... A first-round Buffalo draft choice in 2009, he has 48 career NFL games, split between Bills and N.Y. Jets ... Led Jets in 2011 in sacks, QB hits and forced fumbles ... Played in eight games for Jets in 2012, ranking fifth on the team in QB hits (nine) and logging four tackles.

Career transactions: Drafted by Buffalo in first round of 2009 NFL Draft (11th overall) ... Signed with Bills on 8-21-09 ... Waived by Bills on 8-15-11 ... Signed as free agent with N.Y. Jets on 8-17-11 ... Waived by Jets on 9-4-11 ... Signed with Jets as free agent on 9-28-11 ... Re-signed with Jets as restricted free agent on 4-16-12 ... Waived by Jets on 11-13-12 ... Signed with Cincinnati as a free agent on 1-25-13.

2012 recap: Opened preseason with Jets ... Played in all four preseason games ... Played in Games 1-8 of regular season, with nine QB hits (fifth on team) and four tackles ... Two tackles on Sept. 23 at Miami ... One tackle on Sept. 30 vs. San Francisco and on Oct. 14 vs. Indianapolis.

Previous seasons: 2009—First-round Bills pick missed the first two preseason games due to contract negotiations, but played in every regular-season game, logging 16 tackles ... Had a forced fumble on special teams. 2010—Played in 11 games for Buffalo, posting six tackles. 2011—Waived by Buffalo during training camp, then signed with Jets as free agent ... Waived in final cuts, then re-signed with Jets prior to Game 4 and saw action in the last 13 games, leading the team in sacks (6.0), QB hits (24) and forced fumbles (four) ... Played his first Jets game on Oct. 2 at Baltimore and had a third-down sack of Joe Flacco ... In home win Nov. 27 against his former Buffalo team, sacked Ryan Fitzpatrick twice on third-down plays ... Helped seal win Dec. 4 at Washington with a fourth-quarter sack of Rex Grossman that Jets recovered at Redskins nine, setting up a TD.

College: Played 26 games with 10 starts at Penn State prior to entering NFL Draft following his junior season in 2008 ... Made all 10 of his starts as a junior, playing defensive end, and earned multiple first-team All-America selections, including Associated Press, Football Writers Association of America and CBSsports.com ... Had 12 sacks for 78 yards in losses as a junior, and led team in tackles-for-loss with 20 for 94 yards.

Personal: Hometown is Baltimore, Md. ... Attended Mount Hebron High School; earned second-team all-state honors ... Majored in integrative arts and communications at Penn State ... Cousin, Cameron Maybin, has played major league baseball with three teams — Detroit Tigers, Florida Marlins (now Miami) and San Diego Padres ... Established Project Mayhem non-profit foundation, which provides personal and economic aid to underprivileged and at-risk youth.

AARON MAYBIN'S STATISTICS

			DEFENSE							INTERCEPTIONS					SCORING				
YEAR	TEAM	G-S	ST	AT	TT	SKS-YDS	PD	FF	FR-YDS	NO	YDS	AVG	LG	TD	TD	TD-IntRt	TD-FRRt	S	PTS
2009	Buffalo	16-0	9	7	16	0-0	0	0	0-0	—	—	—	—	—	—	—	—	—	—
2010	Buffalo	11-1	4	2	6	0-0	0	0	0-0	—	—	—	—	—	—	—	—	—	—
2011	N.Y. Jets	13-0	10	5	15	6-32	0	4	0-0	—	—	—	—	—	—	—	—	—	—
2012	N.Y. Jets	8-0	1	3	4	0-0	0	0	0-0	—	—	—	—	—	—	—	—	—	—
BUFF. TOTALS		27-1	13	9	22	0-0	0	0	0-0	—	—	—	—	—	—	—	—	—	—
NYJ TOTALS		21-0	11	8	19	6-32	0	4	0-0	—	—	—	—	—	—	—	—	—	—
CAREER		48-1	24	17	41	6-32	0	4	0-0	—	—	—	—	—	—	—	—	—	—

		SPECIAL TEAMS								KICKOFF RETURNS						PUNT RETURNS					
YEAR	TEAM	ST	AT	TT	FF	FR-YDS	BP	BFG	BXP	NO	YDS	AVG	FC	LG	TD	NO	YDS	AVG	FC	LG	TD
2009	Buffalo	2	0	2	1	0-0	0	0	0	—	—	—	—	—	—	—	—	—	—	—	—
2011	N.Y. Jets	2	0	2	0	0-0	0	0	0	—	—	—	—	—	—	—	—	—	—	—	—
BUFF. TOTALS		2	0	2	1	0-0	0	0	0	—	—	—	—	—	—	—	—	—	—	—	—
NYJ TOTALS		2	0	2	0	0-0	0	0	0	—	—	—	—	—	—	—	—	—	—	—	—
CAREER		4	0	4	1	0-0	0	0	0	—	—	—	—	—	—	—	—	—	—	—	—

MAYS, TAYLOR — S #26

Height: 6-3
Weight: 220
College: Southern California
Experience: 4th-year player in 2013

2012 games-starts: 16-3
Career games-starts: 42-9
Born: 2-7-88
Hometown: Seattle, Wash.
Acquired: T(S.F.)'11

Powerful safety, formerly a second-round draft pick by San Francisco, is back for third Bengals season in 2013 ... Acquired by Cincinnati in a 2011 preseason trade ... Saw action in 2012 on defense and on special teams, with three starts at SS ... Played in 10 games in 2011 ... Had six starts at safety with 49ers as a rookie in 2010, and had 31 tackles, a forced fumble, and a TD on a blocked punt recovery.

Career transactions: Selected by San Francisco in second round of 2010 NFL Draft (49th overall) ... Signed with 49ers on 7-30-10 ... Acquired by Cincinnati on 8-23-11 in trade with San Francisco (49ers acquired Cincinnati's seventh-round draft pick for 2013).

2012 highlights: Played in all 16 games, with three starts, and played in Wild Card playoff ... Logged 21 tackles on defense and five on special teams, and also had a fumble recovery on special teams ... Tied for team lead in special teams tackles (two) on Sept. 16 vs. Cleveland ... Four tackles on Sept. 30 at Jacksonville ... Two tackles Nov. 4 vs. Denver ... One tackle on defense Nov. 11 vs. N.Y. Giants, as well as one on special teams ... Three tackles on Nov. 18 at Kansas City ... Tied for special teams lead with two tackles Nov. 25 vs. Oakland ... On Dec. 13 at Philadelphia, recovered muffed kickoff at Eagles 33 in fourth quarter, setting up a TD drive ... Five tackles on Dec. 30 vs. Baltimore ... One tackle in Wild Card playoff on 1-5-13 at Houston.

Previous seasons: 2010—Played in every game for San Francisco and started Games 4-9 ... Logged 31 tackles ... Made first start Oct. 3 at Atlanta, recovering punt blocked by WR Dominique Zeigler for a TD, and also logged season-high 11 tackles (nine solo) ... TD vs. Falcons was 49ers' first on a blocked punt recovery since 1987 ... Forced a fumble in win Oct. 17 vs. Oakland ... Six tackles and a pass defensed Oct. 24 at Carolina. 2011—Played for Bengals in Games 6-15 ... Inactive for Games 1-4, due in part to knee injury suffered in preseason finale, and active-DNP in Game 5 ... Inactive for Game 16 and for Wild Card playoff due to hamstring injury ... Totaled six tackles on defense and eight on special teams ... One special teams tackle in Bengals debut Oct. 16 vs. Indianapolis, and also had a key block on Brandon Tate's 33-yard punt return that set up a TD ... On Oct. 30 at Seattle, tied for team lead with two special teams tackles ... Saw his most playing time of season Dec. 4 at Pittsburgh, logging three tackles on defense and one on special teams.

College: Played in 51 games with 50 starts at USC from 2007-10 ... As a senior, led team with 96 tackles (second in Pac-10) and earned first-team All-America honors from Walter Camp Foundation and second-team honors from Associated Press ... Earned multiple first-team All-America honors as junior when USC led nation in pass defense (134.4 yards per game) ... Named Defensive Freshman of the Year by College Football News in 2007.

Personal: Hometown is Seattle, Wash. ... Attended O'Dea High School, where he earned first-team All-America honors from Parade and USA Today as a senior ... Also ran track in high school, and was a two-time Class 3A state champion in 100 meters and 200 meters ... Father, Stafford Mays, played defensive line in NFL for St. Louis Cardinals and Minnesota Vikings.

TAYLOR MAYS' STATISTICS

			DEFENSE							INTERCEPTIONS					SCORING				
YEAR	TEAM	G-S	ST	AT	TT	SKS-YDS	PD	FF	FR-YDS	NO	YDS	AVG	LG	TD	TD	TD-IntRt	TD-FRRt	S	PTS
2010	San Francisco	16-6	23	8	31	0-0	2	1	0-0	—	—	—	—	—	*1	0	0	0	6
2011	Cincinnati	10-0	1	5	6	0-0	0	0	0-0	—	—	—	—	—	0	0	0	0	0
2012	Cincinnati	16-3	15	6	21	0-0	0	0	0-0	—	—	—	—	—	0	0	0	0	0
S.F. TOTALS		16-6	23	8	31	0-0	2	1	0-0	—	—	—	—	—	1	0	0	0	6
CIN. TOTALS		26-3	16	11	27	0-0	0	0	0-0	—	—	—	—	—	0	0	0	0	0
CAREER		42-9	39	19	58	0-0	2	1	0-0	—	—	—	—	—	1	0	0	0	6

		SPECIAL TEAMS								KICKOFF RETURNS						PUNT RETURNS					
YEAR	TEAM	ST	AT	TT	FF	FR-YDS	BP	BFG	BXP	NO	YDS	AVG	FC	LG	TD	NO	YDS	AVG	FC	LG	TD
2010	San Francisco	6	3	9	0	0-0	0	0	0	—	—	—	—	—	—	—	—	—	—	—	—
2011	Cincinnati	6	2	8	0	0-0	0	0	0	—	—	—	—	—	—	—	—	—	—	—	—
2012	Cincinnati	5	0	5	0	1-0	0	0	0	—	—	—	—	—	—	—	—	—	—	—	—
S.F. TOTALS		6	3	9	0	0-0	0	0	0	—	—	—	—	—	—	—	—	—	—	—	—
CIN. TOTALS		11	2	13	0	1-0	0	0	0	—	—	—	—	—	—	—	—	—	—	—	—
CAREER		17	5	22	0	1-0	0	0	0	—	—	—	—	—	—	—	—	—	—	—	—

POSTSEASON

			DEFENSE							INTERCEPTIONS					SCORING				
YEAR	TEAM	G-S	ST	AT	TT	SKS-YDS	PD	FF	FR-YDS	NO	YDS	AVG	LG	TD	TD	TD-IntRt	TD-FRRt	S	PTS
2011	Cincinnati	0-0	DID NOT PLAY**							DID NOT PLAY**					DID NOT PLAY**				
2012	Cincinnati	1-0	0	1	1	0-0	0	0	0	—	—	—	—	—	—	—	—	—	—
CAREER		1-0	0	1	1	0-0	0	0	0-0	—	—	—	—	—	—	—	—	—	—

* NOTE: Mays recovered a blocked punt in and end zone for a touchdown with San Francisco in 2010.

** NOTE: Mays was inactive for one postseason game with Cincinnati in 2011.

2012 REGULAR-SEASON GAME-BY-GAME

		DEFENSE								INTERCEPTIONS				
DATE	OPPONENT	ST	AT	TT	SKS-YDS	INT-YDS	PD	FF	FR-YDS	NO	YDS	AVG	LG	TD
9-10	at Baltimore	3	1	4	0-0	0-0	0	0	0-0	—	—	—	—	—
9-16	CLEVELAND	0	0	0	0-0	0-0	0	0	0-0	—	—	—	—	—
9-23	at Washington	0	1	1	0-0	0-0	0	0	0-0	—	—	—	—	—
9-30	at Jacksonville	2	2	4	0-0	0-0	0	0	0-0	—	—	—	—	—
10-7	MIAMI	0	0	0	0-0	0-0	0	0	0-0	—	—	—	—	—
10-14	at Cleveland	1	0	1	0-0	0-0	0	0	0-0	—	—	—	—	—
10-21	PITTSBURGH	0	0	0	0-0	0-0	0	0	0-0	—	—	—	—	—
10-28	— BYE —													
11-4	DENVER	1	1	2	0-0	0-0	0	0	0-0	—	—	—	—	—
11-11	N.Y. GIANTS	1	0	1	0-0	0-0	0	0	0-0	—	—	—	—	—
11-18	at Kansas City	3	0	3	0-0	0-0	0	0	0-0	—	—	—	—	—
11-25	OAKLAND	0	0	0	0-0	0-0	0	0	0-0	—	—	—	—	—
12-2	at San Diego	0	0	0	0-0	0-0	0	0	0-0	—	—	—	—	—
12-9	DALLAS	0	0	0	0-0	0-0	0	0	0-0	—	—	—	—	—
12-13	at Philadelphia	0	0	0	0-0	0-0	0	0	0-0	—	—	—	—	—
12-23	at Pittsburgh	0	0	0	0-0	0-0	0	0	0-0	—	—	—	—	—
12-30	BALTIMORE	4	1	5	0-0	0-0	0	0	0-0	—	—	—	—	—
TOTALS		15	6	21	0-0	0-0	0	0	0-0	—	—	—	—	—

		SPECIAL TEAMS								KICKOFF RETURNS						PUNT RETURNS					
DATE	OPPONENT	ST	AT	TT	FF	FR-YDS	BP	BFG	BXP	NO	YDS	AVG	FC	LG	TD	NO	YDS	AVG	FC	LG	TD
9-10	at Baltimore	0	0	0	0	0-0	0	0	0	—	—	—	—	—	—	—	—	—	—	—	—
9-16	CLEVELAND	2	0	2	0	0-0	0	0	0	—	—	—	—	—	—	—	—	—	—	—	—
9-23	at Washington	0	0	0	0	0-0	0	0	0	—	—	—	—	—	—	—	—	—	—	—	—
9-30	at Jacksonville	0	0	0	0	0-0	0	0	0	—	—	—	—	—	—	—	—	—	—	—	—
10-7	MIAMI	0	0	0	0	0-0	0	0	0	—	—	—	—	—	—	—	—	—	—	—	—
10-14	at Cleveland	0	0	0	0	0-0	0	0	0	—	—	—	—	—	—	—	—	—	—	—	—
10-21	PITTSBURGH	0	0	0	0	0-0	0	0	0	—	—	—	—	—	—	—	—	—	—	—	—
10-28	— BYE —																				
11-4	DENVER	0	0	0	0	0-0	0	0	0	—	—	—	—	—	—	—	—	—	—	—	—
11-11	N.Y. GIANTS	1	0	1	0	0-0	0	0	0	—	—	—	—	—	—	—	—	—	—	—	—
11-18	at Kansas City	0	0	0	0	0-0	0	0	0	—	—	—	—	—	—	—	—	—	—	—	—
11-25	OAKLAND	2	0	2	0	0-0	0	0	0	—	—	—	—	—	—	—	—	—	—	—	—
12-2	at San Diego	0	0	0	0	0-0	0	0	0	—	—	—	—	—	—	—	—	—	—	—	—
12-9	DALLAS	0	0	0	0	0-0	0	0	0	—	—	—	—	—	—	—	—	—	—	—	—
12-13	at Philadelphia	0	0	0	0	1-0	0	0	0	—	—	—	—	—	—	—	—	—	—	—	—
12-23	at Pittsburgh	0	0	0	0	0-0	0	0	0	—	—	—	—	—	—	—	—	—	—	—	—
12-30	BALTIMORE	0	0	0	0	0-0	0	0	0	—	—	—	—	—	—	—	—	—	—	—	—
TOTALS		5	0	5	0	1-0	0	0	0	—	—	—	—	—	—	—	—	—	—	—	—



McCALEBB, ONTERIO — CB #39

Height: 5-10
Weight: 170
College: Auburn
Experience: Rookie in 2013

2012 games-starts: 0-0
Career games-starts: 0-0
Born: 8-10-89
Hometown: Fort Meade, Fla.
Acquired: CFA'13

Author of tied-for-second-fastest 40 time at the 2013 NFL Combine (4.34), McCalebb joins Bengals as college free agent ... Made his mark at Auburn in rushing, receiving and kick returns, but as Bengals rookie he has been switched to a defensive role (CB) in addition to his special teams work .... At Auburn, joined Kentucky's Derrick Locke as only players in Southeastern Conference history to gain more than 2000 rushing, 1000 kick return and 500 career receiving yards ... Finished college career as ninth-leading rusher in Auburn history with 2586 yards ... Was a key performer on the 2010 BCS National Championship team.

Career transactions: Signed with Cincinnati as college free agent on 5-1-13.

More college highlights: Played four seasons (2009-12) at Auburn, seeing action in 50 games ... Averaged 25.7 yards on 53 kickoff returns, including TDs of 83 and 100 yards ... Averaged 6.3 yards per rush (406-2586) and 9.8 yards per reception (63-620) ... Scored 29 TDs — 24 rushing, three receiving and two on returns. 2012—Rushed 43-for-570 (6.1), with six TDs ... Logged 100-yard kickoff return for a TD to start second half at Mississippi State and finished season with 22.7-yard KOR average ... Had caught one or more passes in 23 consecutive games before streak was snapped on Oct. 27 vs. Texas A&M. 2011—Second on team in rushing yards (641), rushing TDs (five), receptions (32) and receiving yards (344) ... Led team in all-purpose yards (1323) and ranked seventh in SEC ... Earned second-team All-SEC honors from league coaches. 2010—Played in every game for BCS National Championship team ... His 810 rushing yards on 95 carries worked out to a school season record of 8.5 yards per carry ... Third on team in rushing yards (810) and second in rushing TDs (9) ... Rushed six-for-47 and had two receptions for 10 yards in national title win over Oregon. 2009—Appeared in 11 games with two starts and became first Auburn freshman to rush for 100 yards or more in his first two games — 148 vs. Louisiana Tech and 114 vs. Mississippi State. 2008—Spent a season in prep school at Hargrave Military Academy (Chatham, Va.) ... Rushed for 755 yards in eight games.

High school: Attended Fort Meade (Fla.) High School, where he rushed for 1995 yards and 27 TDs as a senior ... Rated 38th-best running back in the nation by Scout.com ... Ranked 34th player in SuperPrep Florida 111 ... Named to Florida Super 75 by Jacksonville Times-Union ... Named to Orlando Sentinel Top 100 in Florida.

Personal: Hometown is Fort Meade, Fla. ... Majored in Interdisciplinary Studies at Auburn ... Last name is pronounced "mc-KAY-lebb."

MILES, JEROMY — S #45

Height: 6-2
Weight: 214
College: Massachusetts
Experience: 4th-year player in 2013

2012 games-starts: 16-1
Career games-starts: 38-1
Born: 7-20-87
Hometown: Sicklerville, N.J.
Acquired: CFA'10

A special teams ace in first two seasons (2010-11), Miles saw more action on defense in '12 ... Had career-best 15 tackles on defense, and was second on special teams with 15 tackles ... Led special teams in tackles in '11, and earned coaches' "special teamer" designation on Pro Bowl fan ballot.

Career transactions: Signed with Cincinnati as college free agent on 4-30-10 ... Waived by Bengals on 9-4-10, then signed 9-5-10 to Bengals' practice squad ... Signed to Bengals' roster on 11-24-10 ... Re-signed with Bengals as restricted free agent on 4-15-13.

2012 highlights: Played in all 16 games, and in Wild Card playoff ... Three tackles Sept. 10 at Baltimore ... Seven tackles and a pass defensed in start Sept 16 vs. Cleveland ... Recorded one tackle on defense on Nov. 18 at Kansas City, along with team-high three tackles on special teams ... Tied for team lead in special teams tackles (two) on Dec. 23 at Pittsburgh ... On Dec. 30 vs. Baltimore, had four tackles on defense and two on special teams ... Played in all four preseason games and recorded team-leading 19 tackles, along with an INT, three passes defensed and a forced fumble.

Previous seasons: 2010—Played all five preseason games, with six tackles ... Spent first 10 games on Bengals practice squad, then signed to active roster and played in Games 11-16 ... Five special teams tackles, tied for seventh on the team for the full season ... Made NFL debut Nov. 25 at N.Y. Jets and led team with three special teams tackles. 2011—Played all 16 games and Wild Card playoff, seeing action mostly on special teams ... Had two tackles on defense and led team with 15 special teams tackles ... On Oct. 9 at Jacksonville, teamed with Andrew Hawkins to down punt at Jaguars two, starting chain of plays that set up good field position for Bengals' winning TD drive ... On Nov. 27 vs. Cleveland, logged five special teams stops — team high for season ... Saw first action of season on defense Dec. 4 at Pittsburgh, logging two tackles ... Led team Dec. 24 vs. Arizona with four special teams tackles ... One special teams tackle in Wild Card playoff on 1-7-12 at Houston.

College: Played at Massachusetts from 2007-09, after transfer from Navy, where he played in '06 ... Played 49 games with 47 starts in his full career, including starting all 36 games during his time at UMass ... Topped a stellar UMass career in 2009 by earning first-team All-America honors in NCAA Division I-FCS ... Four-season totals of 294 tackles, nine INTs, 23 passes defensed and seven forced fumbles ... Played 13 games with 11 starts in 2006 for Navy team that finished 9-4 with berth in Meineke Car Care Bowl.

Personal: Hometown is Sicklerville, N.J. ... Attended Winslow High School, where he earned multiple letters in football, baseball and track, helping track team win three state championships ... Earned academic all-conference honors at UMass, en route to earning degree in kinesiology ... An avid motion picture fan.

JEROMY MILES' STATISTICS

			DEFENSE							INTERCEPTIONS					SCORING				
YEAR	TEAM	G-S	ST	AT	TT	SKS-YDS	PD	FF	FR-YDS	NO	YDS	AVG	LG	TD	TD	TD-IntRt	TD-FRRt	S	PTS
2010	Cincinnati	6-0	0	0	0	0-0	0	0	0-0	—	—	—	—	—	—	—	—	—	—
2011	Cincinnati	16-0	2	0	2	0-0	0	0	0-0	—	—	—	—	—	—	—	—	—	—
2012	Cincinnati	16-1	10	5	15	0-0	1	0	0-0	—	—	—	—	—	—	—	—	—	—
CAREER		38-1	12	5	17	0-0	1	0	0-0	—	—	—	—	—	—	—	—	—	—

		SPECIAL TEAMS								KICKOFF RETURNS						PUNT RETURNS					
YEAR	TEAM	ST	AT	TT	FF	FR-YDS	BP	BFG	BXP	NO	YDS	AVG	FC	LG	TD	NO	YDS	AVG	FC	LG	TD
2010	Cincinnati	4	1	5	0	0-0	0	0	0	—	—	—	—	—	—	—	—	—	—	—	—
2011	Cincinnati	14	1	15	0	0-0	0	0	0	—	—	—	—	—	—	—	—	—	—	—	—
2012	Cincinnati	13	2	15	0	0-0	0	0	0	—	—	—	—	—	—	—	—	—	—	—	—
CAREER		31	4	35	0	0-0	0	0	0	—	—	—	—	—	—	—	—	—	—	—	—

POSTSEASON

			DEFENSE							INTERCEPTIONS					SCORING				
YEAR	TEAM	G-S	ST	AT	TT	SKS-YDS	PD	FF	FR-YDS	NO	YDS	AVG	LG	TD	TD	TD-IntRt	TD-FRRt	S	PTS
2011	Cincinnati	1-0	0	0	0	0-0	0	0	0-0	—	—	—	—	—	—	—	—	—	—
2012	Cincinnati	1-0	0	0	0	0-0	0	0	0-0	—	—	—	—	—	—	—	—	—	—
CAREER		2-0	0	0	0	0-0	0	0	0-0	—	—	—	—	—	—	—	—	—	—

		SPECIAL TEAMS								KICKOFF RETURNS						PUNT RETURNS					
YEAR	TEAM	ST	AT	TT	FF	FR-YDS	BP	BFG	BXP	NO	YDS	AVG	FC	LG	TD	NO	YDS	AVG	FC	LG	TD
2011	Cincinnati	1	0	1	0	0-0	0	0	0	—	—	—	—	—	—	—	—	—	—	—	—
CAREER		1	0	1	0	0-0	0	0	0	—	—	—	—	—	—	—	—	—	—	—	—

2012 REGULAR-SEASON GAME-BY-GAME

		DEFENSE								INTERCEPTIONS				
DATE	OPPONENT	ST	AT	TT	SKS-YDS	INT-YDS	PD	FF	FR-YDS	NO	YDS	AVG	LG	TD
9-10	at Baltimore	2	1	3	0-0	0-0	0	0	0-0	—	—	—	—	—
9-16	CLEVELAND	3	4	7	0-0	0-0	1	0	0-0	—	—	—	—	—
9-23	at Washington	0	0	0	0-0	0-0	0	0	0-0	—	—	—	—	—
9-30	at Jacksonville	0	0	0	0-0	0-0	0	0	0-0	—	—	—	—	—
10-7	MIAMI	0	0	0	0-0	0-0	0	0	0-0	—	—	—	—	—
10-14	at Cleveland	0	0	0	0-0	0-0	0	0	0-0	—	—	—	—	—
10-21	PITTSBURGH	0	0	0	0-0	0-0	0	0	0-0	—	—	—	—	—
10-28	— BYE —													
11-4	DENVER	0	0	0	0-0	0-0	0	0	0-0	—	—	—	—	—
11-11	N.Y. GIANTS	0	0	0	0-0	0-0	0	0	0-0	—	—	—	—	—
11-18	at Kansas City	1	0	1	0-0	0-0	0	0	0-0	—	—	—	—	—
11-25	OAKLAND	0	0	0	0-0	0-0	0	0	0-0	—	—	—	—	—
12-2	at San Diego	0	0	0	0-0	0-0	0	0	0-0	—	—	—	—	—
12-9	DALLAS	0	0	0	0-0	0-0	0	0	0-0	—	—	—	—	—
12-13	at Philadelphia	0	0	0	0-0	0-0	0	0	0-0	—	—	—	—	—
12-23	at Pittsburgh	0	0	0	0-0	0-0	0	0	0-0	—	—	—	—	—
12-30	BALTIMORE	4	0	4	0-0	0-0	0	0	0-0	—	—	—	—	—
TOTALS		10	5	15	0-0	0-0	1	0	0-0	—	—	—	—	—

		SPECIAL TEAMS								KICKOFF RETURNS						PUNT RETURNS					
DATE	OPPONENT	ST	AT	TT	FF	FR-YDS	BP	BFG	BXP	NO	YDS	AVG	FC	LG	TD	NO	YDS	AVG	FC	LG	TD
9-10	at Baltimore	0	0	0	0	0-0	0	0	0	—	—	—	—	—	—	—	—	—	—	—	—
9-16	CLEVELAND	0	0	0	0	0-0	0	0	0	—	—	—	—	—	—	—	—	—	—	—	—
9-23	at Washington	0	0	0	0	0-0	0	0	0	—	—	—	—	—	—	—	—	—	—	—	—
9-30	at Jacksonville	1	0	1	0	0-0	0	0	0	—	—	—	—	—	—	—	—	—	—	—	—
10-7	MIAMI	0	0	0	0	0-0	0	0	0	—	—	—	—	—	—	—	—	—	—	—	—
10-14	at Cleveland	1	0	1	0	0-0	0	0	0	—	—	—	—	—	—	—	—	—	—	—	—
10-21	PITTSBURGH	1	0	1	0	0-0	0	0	0	—	—	—	—	—	—	—	—	—	—	—	—
10-28	— BYE —																				
11-4	DENVER	1	0	1	0	0-0	0	0	0	—	—	—	—	—	—	—	—	—	—	—	—
11-11	N.Y. GIANTS	1	0	1	0	0-0	0	0	0	—	—	—	—	—	—	—	—	—	—	—	—
11-18	at Kansas City	2	1	3	0	0-0	0	0	0	—	—	—	—	—	—	—	—	—	—	—	—
11-25	OAKLAND	0	1	1	0	0-0	0	0	0	—	—	—	—	—	—	—	—	—	—	—	—
12-2	at San Diego	0	0	0	0	0-0	0	0	0	—	—	—	—	—	—	—	—	—	—	—	—
12-9	DALLAS	1	0	1	0	0-0	0	0	0	—	—	—	—	—	—	—	—	—	—	—	—
12-13	at Philadelphia	1	0	1	0	0-0	0	0	0	—	—	—	—	—	—	—	—	—	—	—	—
12-23	at Pittsburgh	2	0	2	0	0-0	0	0	0	—	—	—	—	—	—	—	—	—	—	—	—
12-30	BALTIMORE	2	0	2	0	0-0	0	0	0	—	—	—	—	—	—	—	—	—	—	—	—
TOTALS		13	2	15	0	0-0	0	0	0	—	—	—	—	—	—	—	—	—	—	—	—

MOCH, DONTAY — DE #52

Height: 6-2
Weight: 255
College: Nevada
Experience: 2nd-year player in 2013

2012 games-starts: 1-0
Career games-starts: 1-0
Born: 7-19-88
Hometown: Phoenix, Ariz.
Acquired: D3'11

Moch looks for a full Bengals season in 2013 to develop his considerable playmaking potential ... Worked at LB in his first two Bengals seasons, but has been moved by coaches to DE for '13 ... Had a strong '12 preseason, leading team in sacks (3.5), but was limited to one game in regular season ... Out for Games 1-4 on NFL suspension (performance-enhancing substances policy), and soon after his return he was forced to sidelines by chronic migraines ... Spent full '11 season and postseason on Bengals roster as a rookie, but did not play, due to foot injury suffered in preseason opener, along with migraines which limited his availability later in the year ... Fastest LB selected in '11 draft ... Credited with 30 sacks and 63 tackles-for-loss in Nevada career, and also forced nine fumbles.

Career transactions: Selected by Cincinnati in third round of 2011 NFL Draft (66th overall) ... Signed with Bengals on 7-30-11 ... Placed 8-31-12 on NFL suspension for Games 1-4, due to violation of policy on performance-enhancing substances ... Granted one-week roster exemption on 10-1-12 ... Rejoined Bengals roster on 10-8-12 ... Placed 11-2-12 on Reserve/Non-Football Illness list.

2012 recap: Was placed on Aug. 31 on NFL suspension for Games 1-4 of the regular season (performance enhancing substances) ... Returned to team activities on a one-week roster exemption on Oct. 1 ... Was activated to the active roster on Oct. 8 ... Made NFL debut in Game 6, Oct. 14 at Cleveland (no statistics) ... Inactive for Game 7, and on Nov. 2 was placed on Reserve/Non-Football Illness list, ending his season ... Played in all four preseason games and led team in sacks (3.5) as well as recording seven tackles, a pass defensed and a forced fumble.

2011: Was inactive for all 16 games and Wild Card playoff ... Did not practice in Weeks 1-4, due to rehab from foot injury suffered in preseason opener ... Returned to practice Oct. 5, but was slowed thereafter by migraines.

College: Played four seasons (2007-10) at Nevada after redshirt year in '06 ... Played 53 games with 39 starts, starting 39 of 40 over final three seasons ... His 63 tackles-for-loss shattered former Western Athletic Conference record of 50.5, and his 30 sacks ranked second in WAC annals, just one short of record ... School-record nine career FFs ranked third in WAC history ... As senior in '10, helped lead Wolf Pack to No. 11 AP final ranking and 13-1 record, including win over then-No. 3 Boise State ... Credited with 8.5 sacks in '10, and broke own school record with 22 tackles-for-loss, tied for most in WAC history ... As junior in '09, became first Nevada player to win WAC Defensive Player of the Year.

Personal: Hometown is Phoenix, Ariz. ... Attended Hamilton High School in Chandler, Ariz., helping lead football team to state titles in both junior and senior seasons ... Also a sprinter on prep track team; won 200-meter dash at 5A state meet with time of 21.84 ... Posted best time of 10.94 for 100 meters. ... Academically, earned Nevada Student Athlete of the Week in 2010 ... Has a daughter, Jaylynn ... First name is pronounced "DAHN-tay" and last name is pronounced "MOKE."

NOTE ABOUT NFL EXPERIENCE: Moch did not earn an accrued year of experience toward NFL free agency in 2012 because he was not on a 53-player roster, a Reserve/Injured list or a Reserve/Physically Unable to Perform list for the required minimum of six games that year.

DONTAY MOCH'S STATISTICS

			DEFENSE							INTERCEPTIONS					SCORING				
YEAR	TEAM	G-S	ST	AT	TT	SKS-YDS	PD	FF	FR-YDS	NO	YDS	AVG	LG	TD	TD	TD-IntRt	TD-FRRt	S	PTS
2011	Cincinnati	0-0	DID NOT PLAY*							DID NOT PLAY*					DID NOT PLAY*				
2012	Cincinnati	1-0	0	0	0	0-0	0	0	0-0	—	—	—	—	—	—	—	—	—	—
CAREER		1-0	0	0	0	0-0	0	0	0-0	—	—	—	—	—	—	—	—	—	—

POSTSEASON

			DEFENSE							INTERCEPTIONS					SCORING				
YEAR	TEAM	G-S	ST	AT	TT	SKS-YDS	PD	FF	FR-YDS	NO	YDS	AVG	LG	TD	TD	TD-IntRt	TD-FRRt	S	PTS
2011	Cincinnati	0-0	DID NOT PLAY*							DID NOT PLAY*					DID NOT PLAY*				
2012	Cincinnati	0-0	DID NOT PLAY*							DID NOT PLAY*					DID NOT PLAY*				
CAREER		0-0	0	0	0	0-0	0	0	0-0	—	—	—	—	—	—	—	—	—	—

* NOTE: Moch was inactive for 16 regular-season games and one postseason game with Cincinnati in 2011. He was on the Reserve/Non-Football Illness list for one postseason game with Cincinnati in 2012.

NELSON, REGGIE — S #20

Height: 5-11
Weight: 210
College: Florida
Experience: 7th-year player in 2013

2012 games-starts: 14-14
Career games-starts: 91-78
Born: 9-21-83
Hometown: Melbourne, Fla.
Acquired: T(Jax.)'10

Acquired in a September 2010 trade with Jacksonville, Nelson has been in a starting S role since late in '10 campaign ... Tied for 2012 team lead in INTs (three), and ranked third in tackles (84) ... His INT on Dec. 23 at Pittsburgh set up game-winning FG as Bengals clinched playoff berth ... Led 2011 team in INTs (four) and INT return yardage (115), with 75-yard return for TD ... Has 16 career INTs ... Played in 45 games over 2007-09 with Jacksonville, starting 42.

Career transactions: Selected by Jacksonville in first round of 2007 NFL Draft (21st overall) ... Signed with Jaguars on 7-28-07 ... Traded to Cincinnati on 9-4-10 (Jaguars acquired CB David Jones and a conditional draft choice) ... Re-signed with Bengals as unrestricted free agent on 3-19-12.

2012 highlights: Started 14 games (Games 1-8 and 11-16) at FS ... Also started in Wild Card playoff ... Inactive for Games 9-10 due to hamstring injury ... Had nine passes defensed (fourth on team) and two forced fumbles ... Ten tackles on Sept. 23 at Washington ... Nine tackles on Oct. 14 at Cleveland (tied for secondary lead), with a forced fumble against HB Trent Richardson (Browns recovered) ... Tied for secondary lead with six tackles Nov. 25 vs. Oakland, and had a pass defensed ... On Dec. 2 at San Diego, had a game-sealing INT in the end zone with 55 seconds remaining, protecting a seven-point lead ... On Dec. 9 vs. Dallas, intercepted a deep pass at Bengals 14, out-jumping WR Dwayne Harris, and had an eight-yard sack of Tony Romo among his five tackles ... On Dec. 13 at Philadelphia, forced a third-quarter fumble by TE Clay Harbor that Bengals recovered and advanced to Eagles 13, setting up FG ... On Dec. 23 at Pittsburgh, intercepted Ben Roethlisberger pass at the Cincinnati 44-yard line with :24 remaining and returned it 10 yards, putting the offense in position that would set up game-winning FG ... Also at Pittsburgh, had two tackles, two passes defensed and a special teams tackle ... Had 10 tackles (two for losses) and a QB pressure in Wild Card playoff on 1-5-13 at Houston.

Previous seasons: 2007—Played every game as a Jaguars rookie and started last 15 ... Set team rookie record with five INTs, and tied for NFL rookie lead in INTs ... Ranked fourth on team in tackles (82), tied for second in passes defensed (12) and had two forced fumbles ... Had sack and forced fumble against Vince Young on Sept. 9 vs. Tennessee ... Had first career INT on Oct. 7 at Kansas City, off Damon Huard ... Fourth-quarter INT off Jeff Garcia helped seal victory Oct. 28 at Tampa Bay ... Later in season, intercepted passes by Philip Rivers, Peyton Manning and JaMarcus Russell. 2008—Started 13 games for Jaguars at FS, missing Games 4-6 with knee injury ... On Nov. 16 vs. Tennessee, intercepted pass at Jaguars' two-yard line on opening drive ... Sealed win Dec. 14 vs. Green Bay with INT of Aaron Rodgers pass on final drive. 2009—Logged 77 tackles (third on Jaguars) and six passes defensed (ranked second) ... Played in every game and started 14 ... Made first career start at CB on Nov. 1 at Tennessee and was credited with seven tackles. 2010—Opened training camp with Jacksonville, and traded to Cincinnati on Sept. 4 ... Played every game for Bengals with six starts ... Two INTs, and tied for team lead in forced fumbles (two) ... Logged first INT as a Bengal on Dec. 5 vs. New Orleans, picking off Drew Brees pass ... Closed season Jan. 2 at Baltimore with a 56-yard INT return, a forced fumble and two passes defensed. 2011—Started at FS in all 16 games plus Wild Card playoff ... Third on team in passes defensed (eight), with 2.0 sacks and two forced fumbles ... On Sept. 11 at Cleveland, logged a team-high nine tackles, including an eight-yard sack of Colt McCoy, and had one pass defensed ... Led team with 13 tackles on Sept. 25 vs. San Francisco ... On Oct. 16 vs. Indianapolis, forced a fourth-quarter fumble against WR Pierre Garcon that DE Carlos Dunlap returned 35 yards for game-sealing TD ... On Oct. 30 at Seattle, his 75-yard INT return for a TD tacked on final points in a 34-12 win ... In win Nov. 27 vs. Cleveland, intercepted a Colt McCoy pass in fourth quarter, setting up tying FG ... Led secondary with 10 tackles Dec. 11 vs. Houston and had a 23-yard INT ... On Dec. 24 vs. Arizona, tied for team lead in tackles (six), along with a sack, and returned a third-quarter INT 17 yards to Arizona 48 ... Six tackles in Wild Card playoff on 1-7-12 at Houston, with a seven-yard sack of T.J. Yates.

College: Consensus All-America first-team selection as a Florida senior in 2006 ... Started all 14 games at FS and had six INTs to help lead Gators to BCS national championship ... Played two seasons (2005-06), appearing in 25 games with 18 starts ... Also as a senior, won Jack Tatum Award as nation's top DB, awarded by Touchdown Club of Columbus, Ohio.

Personal: Hometown is Melbourne, Fla. ... Attended Palm Bay High School, where he was a two-time first team all-state selection at DB ... Has a daughter, Tyjaezia ... Active in community service, he hosted the Mary Lakes Invitational Bowl Against Breast Cancer in June 2009, honoring his mother, who died of breast cancer in '06 ... Counseled youth at juvenile detention center and was celebrity waiter for fundraiser for Jacksonville hospitals ... Also has made visits to Ronald McDonald House and served food at a homeless mission.

REGGIE NELSON'S STATISTICS

			DEFENSE							INTERCEPTIONS					SCORING				
YEAR	TEAM	G-S	ST	AT	TT	SKS-YDS	PD	FF	FR-YDS	NO	YDS	AVG	LG	TD	TD	TD-IntRt	TD-FRRt	S	PTS
2007	Jacksonville	16-15	57	25	82	1-6	12	2	0-0	5	76	15.2	37	0	0	0	0	0	0
2008	Jacksonville	13-13	45	19	64	0-0	3	0	0-0	2	0	0.0	0	0	0	0	0	0	0
2009	Jacksonville	16-14	60	17	77	0-0	6	0	1-0	0	0	—	—	0	0	0	0	0	0
2010	Cincinnati	16-6	35	16	51	0-0	7	2	0-0	2	63	31.5	56	0	0	0	0	0	0
2011	Cincinnati	16-16	58	44	102	2-16	8	2	0-0	4	115	28.8	75t	1	1	1	0	0	6
2012	Cincinnati	14-14	58	26	84	1-8	9	2	0-0	3	10	3.3	10	0	0	0	0	0	0
JAX. TOTALS		45-42	162	61	223	1-6	21	2	1-0	7	76	10.9	37	0	0	0	0	0	0
CIN. TOTALS		46-36	151	86	237	3-24	24	6	0-0	9	188	20.9	75t	1	1	1	0	0	6
CAREER		91-78	313	147	460	4-30	45	8	1-0	16	264	16.5	75t	1	1	1	0	0	6

		SPECIAL TEAMS								KICKOFF RETURNS						PUNT RETURNS					
YEAR	TEAM	ST	AT	TT	FF	FR-YDS	BP	BFG	BXP	NO	YDS	AVG	FC	LG	TD	NO	YDS	AVG	FC	LG	TD
2007	Jacksonville	8	1	9	0	0-0	0	0	0	—	—	—	—	—	—	—	—	—	—	—	—
2008	Jacksonville	4	1	5	0	0-0	0	*0	0	—	—	—	—	—	—	—	—	—	—	—	—
2009	Jacksonville	1	3	4	0	0-0	0	0	0	—	—	—	—	—	—	—	—	—	—	—	—
2010	Cincinnati	4	2	6	0	0-0	0	0	0	—	—	—	—	—	—	—	—	—	—	—	—
2011	Cincinnati	3	0	3	0	0-0	0	0	0	—	—	—	—	—	—	—	—	—	—	—	—
2012	Cincinnati	2	1	3	0	0-0	0	0	0	—	—	—	—	—	—	—	—	—	—	—	—
JAX. TOTALS		13	5	18	0	0-0	0	0	0	—	—	—	—	—	—	—	—	—	—	—	—
CIN. TOTALS		9	3	12	0	0-0	0	0	0	—	—	—	—	—	—	—	—	—	—	—	—
CAREER		22	8	30	0	0-0	0	0	0	—	—	—	—	—	—	—	—	—	—	—	—

POSTSEASON

			DEFENSE							INTERCEPTIONS					SCORING				
YEAR	TEAM	G-S	ST	AT	TT	SKS-YDS	PD	FF	FR-YDS	NO	YDS	AVG	LG	TD	TD	TD-IntRt	TD-FRRt	S	PTS
2007	Jacksonville	2-2	9	1	10	0-0	0	0	0-0	—	—	—	—	—	—	—	—	—	—
2011	Cincinnati	1-1	4	2	6	1-7	0	0	0-0	—	—	—	—	—	—	—	—	—	—
2012	Cincinnati	1-1	9	1	10	0-0	0	0	0-0	—	—	—	—	—	—	—	—	—	—
JAX. TOTALS		2-2	9	1	10	0-0	0	0	0-0	—	—	—	—	—	—	—	—	—	—
CIN. TOTALS		2-2	13	3	16	1-7	0	0	0-0	—	—	—	—	—	—	—	—	—	—
CAREER		4-4	22	4	26	1-7	0	0	0-0	—	—	—	—	—	—	—	—	—	—

* NOTE: Nelson had a blocked field goal return for 34 yards on 11-9-08 vs. Detroit (he did not block the field goal attempt himself).

2012 REGULAR-SEASON GAME-BY-GAME

		DEFENSE								INTERCEPTIONS				
DATE	OPPONENT	ST	AT	TT	SKS-YDS	INT-YDS	PD	FF	FR-YDS	NO	YDS	AVG	LG	TD
9-10	at Baltimore	5	2	7	0-0	0-0	1	0	0-0	0	0	—	—	0
9-16	CLEVELAND	5	1	6	0-0	0-0	0	0	0-0	0	0	—	—	0
9-23	at Washington	8	2	10	0-0	0-0	0	0	0-0	0	0	—	—	0
9-30	at Jacksonville	5	0	5	0-0	0-0	0	0	0-0	0	0	—	—	0
10-7	MIAMI	6	4	10	0-0	0-0	0	0	0-0	0	0	—	—	0
10-14	at Cleveland	5	4	9	0-0	0-0	0	1	0-0	0	0	—	—	0
10-21	PITTSBURGH	3	3	6	0-0	0-0	1	0	0-0	0	0	—	—	0
10-28	— BYE —													
11-4	DENVER	3	2	5	0-0	0-0	1	0	0-0	0	0	—	—	0
11-11	N.Y. GIANTS				INACTIVE						INACTIVE			
11-18	at Kansas City				INACTIVE						INACTIVE			
11-25	OAKLAND	4	2	6	0-0	0-0	1	0	0-0	0	0	—	—	0
12-2	at San Diego	4	2	6	0-0	1-0	1	0	0-0	1	0	0.0	0	0
12-9	DALLAS	3	2	5	1-8	1-0	1	0	0-0	1	0	0.0	0	0
12-13	at Philadelphia	1	1	2	0-0	0-0	0	1	0-0	0	0	—	—	0
12-23	at Pittsburgh	2	0	2	0-0	1-10	2	0	0-0	1	10	10.0	10	0
12-30	BALTIMORE	4	1	5	0-0	0-0	1	0	0-0	0	0	—	—	0
TOTALS		58	26	84	1-8	3-10	9	2	0-0	3	10	3.3	10	0

		SPECIAL TEAMS								KICKOFF RETURNS						PUNT RETURNS					
DATE	OPPONENT	ST	AT	TT	FF	FR-YDS	BP	BFG	BXP	NO	YDS	AVG	FC	LG	TD	NO	YDS	AVG	FC	LG	TD
9-10	at Baltimore	0	0	0	0	0-0	0	0	0	—	—	—	—	—	—	—	—	—	—	—	—
9-16	CLEVELAND	0	0	0	0	0-0	0	0	0	—	—	—	—	—	—	—	—	—	—	—	—
9-23	at Washington	0	0	0	0	0-0	0	0	0	—	—	—	—	—	—	—	—	—	—	—	—
9-30	at Jacksonville	0	0	0	0	0-0	0	0	0	—	—	—	—	—	—	—	—	—	—	—	—
10-7	MIAMI	0	1	1	0	0-0	0	0	0	—	—	—	—	—	—	—	—	—	—	—	—
10-14	at Cleveland	0	0	0	0	0-0	0	0	0	—	—	—	—	—	—	—	—	—	—	—	—
10-21	PITTSBURGH	0	0	0	0	0-0	0	0	0	—	—	—	—	—	—	—	—	—	—	—	—
10-28	— BYE —																				
11-4	DENVER	0	0	0	0	0-0	0	0	0	—	—	—	—	—	—	—	—	—	—	—	—
11-11	N.Y. GIANTS					INACTIVE						INACTIVE						INACTIVE			
11-18	at Kansas City					INACTIVE						INACTIVE						INACTIVE			
11-25	OAKLAND	0	0	0	0	0-0	0	0	0	—	—	—	—	—	—	—	—	—	—	—	—
12-2	at San Diego	1	0	1	0	0-0	0	0	0	—	—	—	—	—	—	—	—	—	—	—	—
12-9	DALLAS	0	0	0	0	0-0	0	0	0	—	—	—	—	—	—	—	—	—	—	—	—
12-13	at Philadelphia	0	0	0	0	0-0	0	0	0	—	—	—	—	—	—	—	—	—	—	—	—
12-23	at Pittsburgh	1	0	1	0	0-0	0	0	0	—	—	—	—	—	—	—	—	—	—	—	—
12-30	BALTIMORE	0	0	0	0	0-0	0	0	0	—	—	—	—	—	—	—	—	—	—	—	—
TOTALS		2	1	3	0	0-0	0	0	0	—	—	—	—	—	—	—	—	—	—	—	—

NEWMAN, TERENCE — CB #23

Height: 5-10
Weight: 192
College: Kansas State
Experience: 11th-year player in 2013

2012 games-starts: 15-15
Career games-starts: 148-146
Born: 9-4-78
Hometown: Salina, Kan.
Acquired: FA'12

Newman brought talent and experience to the secondary last year, in his first Cincinnati season, and he re-signed this past spring as unrestricted free agent ... Had two past Pro Bowl selections with Dallas ... Raised his career INT total to 34 last season with two for Bengals, both off Denver's Peyton Manning ... Started 15 games and led team in passes defensed (14) ... Durable performer has averaged 14.8 games played and 14.6 starts over his 10 NFL seasons ... Has averaged 10.1 yards per return on his 34 INTs, with three TDs.

Career transactions: Selected by Dallas in first round of 2003 NFL Draft (fifth overall) ... Signed with Cowboys on 7-24-03 ... Signed six-year contract extension with Cowboys (through 2014) on 5-20-08 ... Released by Cowboys on 3-14-12 ... Signed as a free agent with Cincinnati on 4-13-12 ... Re-signed with Bengals as unrestricted free agent on 4-1-13.

Pro Bowl participation: Has played in two Pro Bowls ... Played for NFC in 2007 season (game at Honolulu) and had two tackles ... Started for NFC in 2009 season (game at Miami) and led squad with six tackles.

2012 highlights: Started 15 games (Games 1-15) and Wild Card playoff ... Inactive for Game 16 due to groin strain ... Ranked fifth on team in tackles (75) ... Also had a forced fumble and two fumble recoveries ... Forced a Chris Ogbonnaya fumble Sept. 16 vs. Cleveland which Bengals recovered, setting up a FG, and tied for secondary lead with eight tackles ... Six tackles on Oct. 7 vs. Miami, along with five-yard fumble return in first quarter that led to Bengals FG ... On Nov. 4 vs. Denver, recorded fifth career multi-INT game when he intercepted QB Peyton Manning twice, including once in the end zone to thwart a Broncos scoring drive, and both INTs set up Bengals scoring drives (one FG, one TD) ... Led secondary in tackles (seven) on Nov. 11 vs. N.Y. Giants, and had two passes defensed ... One tackle and one pass defensed Nov. 18 at Kansas City, but sidelined by concussion symptoms early in second half ... Returned to full action Nov. 25 vs. Oakland and had four tackles while tying for team lead in passes defensed (two) ... Led team Dec. 9 vs. Dallas with two passes defensed ... Led secondary in tackles (eight) on Dec. 23 at Pittsburgh, and recovered a fumble on game's final play to seal victory as Steelers lateraled with no time remaining ... Seven tackles and a pass defensed in Wild Card playoff on 1-5-13 at Houston.

Previous seasons: 2003—Led Cowboys Wild Card playoff team with four INTs, tying for NFL rookie lead ... Became only third rookie CB in Cowboys history to start a season opener (Sept. 7 vs. Atlanta) ... Had three of his INTs off Tim Hasselbeck in win Dec. 14 at Washington, earning NFC Defensive Player of the Week honor as he became first Cowboy rookie to snag three in a game ... Aided defense's rise from 18th to first in NFL net defense ... Logged first career INT, off Kerry Collins, in Sept. 15 Monday night game at N.Y. Giants. 2004—Led Dallas with four INTs, first Cowboy since Everson Walls (1981-82) to lead team outright in consecutive seasons ... Also led in passes defensed (13) ... Career-high 13 tackles Oct. 17 vs. Pittsburgh ... On Nov. 25 vs. Chicago (Thanksgiving Day), his 11-yard return of fourth-quarter INT set up clinching score in 21-7 win. 2005—Led Cowboys with 15 passes defensed and tied for second in INTs (three) ... In Monday night game Sept. 19 vs. Washington, picked off a Mark Brunell pass for his fifth INT in five games against Redskins ... His two passes defensed on Sept. 25 at San Francisco included one that LB Dat Nguyen intercepted to seal 34-31 win ... On Nov. 24 vs. Denver, had two takeaways that led to TDs — a second-quarter INT and a fourth-quarter fumble recovery. 2006—Started every game for the fourth straight season, aiding Dallas' capture of Wild Card playoff berth ... Had his biggest season as a punt returner, averaging 10.1 yards on 20 returns (fifth in NFC), including 56-yarder for first career TD on Dec. 31 vs. Detroit ... Career-best four passes defensed in playoff-clinching win Dec. 16 at Atlanta. 2007—Earned first Pro Bowl berth while helping Dallas to 13-3 record and NFC East title ... His streak of 64 straight starts to begin his career ended when he sat out season opener due to foot injury ... Had four INTs and tied for team lead in passes defensed (15) ... In his first start of season, comeback 25-24 win at Buffalo, he stopped a fourth-quarter threat with INT at Dallas five that he returned career-long 70 yards. ... Scored first career TD via INT return in win Nov. 22 (Thanksgiving) vs. N.Y. Jets, going 50 yards. 2008—Led Cowboys in INTs (four) for the third time, despite being limited to 10 games due to groin/abdominal injuries ... His INT on Nov. 27 vs. Seattle marked his fifth turnover play in six Thanksgiving Day games ... Two INTs in win Dec. 14 vs. N.Y. Giants. 2009—Earned his second Pro Bowl berth, starting every game for Dallas team that won NFC East at 11-5 and took Wild Card playoff win vs. Philadelphia before losing Divisional game at Minnesota ... Three INTs and career-high 21 passes defensed ... On Sept. 28 vs. Carolina, returned INT against Jake Delhomme 27 yards for fourth-quarter TD in 21-7 win. 2010—Tied for Dallas team lead with career-best five INTs, his fourth time to at least tie for club lead ... Two INTs in season finale on 1-2-11 at Philadelphia, his third multi-INT game of career. 2011—Started Games 3-16 for Dallas after missing preseason and Games 1-2 due to groin strain ... Tied for Cowboys INT lead (four), including 43-yard TD vs. Buffalo ... Also tied for lead in passes-defensed (10) ... Intercepted Tom Brady pass Oct. 16 at New England, and also had fumble recovery and six tackles ... Snagged 30th career INT Nov. 6 vs. Seattle, against QB Tarvaris Jackson ... His 43-yard INT return for TD Nov. 13 vs. Buffalo was one of two INTs in the game ... TD vs. Buffalo was fourth career score (three INTs, one PR).

College: Played four seasons (1999-2002) at Kansas State, closing with a senior season in which he was a consensus All-America selection and the first Kansas State player to win Jim Thorpe Award as nation's top DB ... Also Big 12 Defensive Player of the Year as a senior ... Career totals of 133 tackles, 10 INTs and 32 passes defensed ... In track, set a school record in the 100 meters (10.20 seconds) and won two Big 12 100-meter championships.

Personal: Hometown is Salina, Kan. ... Attended Central High School, where he lettered in football, track, basketball and baseball ... Business major at Kansas State ... Active in community service with Cowboys, supporting many causes, including Children's Cancer Fund, Leukemia and Lymphoma Society, American Diabetes Association and Salvation Army ... Also supported NFL flag football and started "Breakfast Buddies" program for kids in his hometown.

TERENCE NEWMAN'S STATISTICS

			DEFENSE							INTERCEPTIONS					SCORING				
YEAR	TEAM	G-S	ST	AT	TT	SKS-YDS	PD	FF	FR-YDS	NO	YDS	AVG	LG	TD	TD	TD-IntRt	TD-FRRt	S	PTS
2003	Dallas	16-16	69	11	80	1-0	14	0	1-0	4	23	5.8	25	0	0	0	0	0	0
2004	Dallas	16-16	61	5	66	0-0	13	2	0-0	4	31	7.8	21	0	0	0	0	0	0
2005	Dallas	16-16	55	15	70	1-6	15	1	1-0	3	16	5.3	12	0	0	0	0	0	0
2006	Dallas	16-16	54	12	66	0-0	12	0	0-0	1	12	12.0	12	0	*1	0	0	0	6
2007	Dallas	13-11	51	11	62	0-0	15	1	0-0	4	129	32.3	70	1	1	1	0	0	6
2008	Dallas	10-10	31	8	39	0-0	13	0	1-0	4	2	0.5	2	0	0	0	0	0	0
2009	Dallas	16-16	54	14	68	0-0	21	3	0-0	3	36	12.0	27t	1	1	1	0	0	6
2010	Dallas	16-16	67	14	81	0-0	14	1	1-1	5	16	3.2	30	0	0	0	0	0	0
2011	Dallas	14-14	40	17	57	0-0	10	0	1-7	4	80	20.0	43t	1	1	1	0	0	6
2012	Cincinnati	15-15	49	26	75	0-0	14	1	2-8	2	0	0.0	0	0	0	0	0	0	0
DALL. TOTALS		133-131	482	107	589	2-6	127	8	5-8	32	345	10.8	70	3	4	3	0	0	24
CIN. TOTALS		15-15	49	26	75	0-0	14	1	2-8	2	0	0.0	0	0	0	0	0	0	0
CAREER		148-146	531	133	664	2-6	141	9	7-16	34	345	10.1	70	3	4	3	0	0	24

		SPECIAL TEAMS								KICKOFF RETURNS						PUNT RETURNS					
YEAR	TEAM	ST	AT	TT	FF	FR-YDS	BP	BFG	BXP	NO	YDS	AVG	FC	LG	TD	NO	YDS	AVG	FC	LG	TD
2004	Dallas	0	0	0	0	0-0	0	0	0	0	0	—	0	—	0	2	13	6.5	0	7	0
2005	Dallas	0	0	0	0	0-0	0	0	0	0	0	—	0	—	0	10	55	5.5	6	26	0
2006	Dallas	1	0	1	0	0-0	0	0	0	0	0	—	0	—	0	20	202	10.1	6	56t	1
2007	Dallas	0	0	0	0	0-0	0	0	0	0	0	—	0	—	0	4	26	6.5	1	13	0
2009	Dallas	0	0	0	0	0-0	0	0	0	0	0	—	0	—	0	2	-11	-5.5	0	0	0
2010	Dallas	0	0	0	0	0-0	0	0	0	1	9	9.0	0	9	0	0	0	—	0	—	0
2012	Cincinnati	2	0	2	0	0-0	0	0	0	0	0	—	0	—	0	0	0	—	0	—	0
DALL. TOTALS		1	0	1	0	0-0	0	0	0	1	9	9.0	0	9	0	38	285	7.5	13	56t	1
CIN. TOTALS		2	0	2	0	0-0	0	0	0	0	0	—	0	—	0	0	0	—	0	—	0
CAREER		3	0	3	0	0-0	0	0	0	1	9	9.0	0	9	0	38	285	7.5	13	56t	1

		RUSHING				
YEAR	TEAM	ATT	YDS	AVG	LG	TD
2005	Dallas	1	4	4.0	4	0
CAREER		1	4	4.0	4	0

PUNT RETURN SINGLE-GAME HIGHS: RETURNS—3 (four times; most recently for Dallas on 11-22-07 vs. N.Y. Jets). YARDS—56 (for Dallas; 12-31-06 vs. Detroit). LONG—56t (for Dallas; 12-31-06 vs. Detroit). TOUCHDOWNS—1 (for Dallas; 12-31-06 vs. Detroit).

POSTSEASON

			DEFENSE							INTERCEPTIONS					SCORING				
YEAR	TEAM	G-S	ST	AT	TT	SKS-YDS	PD	FF	FR-YDS	NO	YDS	AVG	LG	TD	TD	TD-IntRt	TD-FRRt	S	PTS
2003	Dallas	1-1	5	0	5	0-0	0	0	0-0	—	—	—	—	—	—	—	—	—	—
2006	Dallas	1-1	5	1	6	0-0	1	0	0-0	—	—	—	—	—	—	—	—	—	—
2007	Dallas	1-1	0	0	0	0-0	0	0	0-0	—	—	—	—	—	—	—	—	—	—
2009	Dallas	2-2	8	2	10	0-0	1	0	0-0	—	—	—	—	—	—	—	—	—	—
2012	Cincinnati	1-1	7	0	7	0-0	1	0	0-0	—	—	—	—	—	—	—	—	—	—
DALL. TOTALS		5-5	18	3	21	0-0	2	0	0-0	—	—	—	—	—	—	—	—	—	—
CIN. TOTALS		1-1	7	0	7	0-0	1	0	0-0	—	—	—	—	—	—	—	—	—	—
CAREER		6-6	25	3	28	0-0	3	0	0-0	—	—	—	—	—	—	—	—	—	—

		SPECIAL TEAMS								KICKOFF RETURNS						PUNT RETURNS					
YEAR	TEAM	ST	AT	TT	FF	FR-YDS	BP	BFG	BXP	NO	YDS	AVG	FC	LG	TD	NO	YDS	AVG	FC	LG	TD
2006	Dallas	—	—	—	—	—	—	—	—	—	—	—	—	—	—	1	17	17.0	0	17	0
2009	Dallas	—	—	—	—	—	—	—	—	—	—	—	—	—	—	0	0	—	1	—	0
CAREER		—	—	—	—	—	—	—	—	—	—	—	—	—	—	1	17	17.0	1	17	0

* NOTE: Newman scored a touchdown on a punt return with Dallas in 2006.

2012 REGULAR-SEASON GAME-BY-GAME

		DEFENSE								INTERCEPTIONS				
DATE	OPPONENT	ST	AT	TT	SKS-YDS	INT-YDS	PD	FF	FR-YDS	NO	YDS	AVG	LG	TD
9-10	at Baltimore	0	0	0	0-0	0-0	0	0	0-0	0	0	—	—	0
9-16	CLEVELAND	4	4	8	0-0	0-0	0	1	0-0	0	0	—	—	0
9-23	at Washington	4	4	8	0-0	0-0	1	0	0-0	0	0	—	—	0
9-30	at Jacksonville	2	1	3	0-0	0-0	2	0	0-0	0	0	—	—	0
10-7	MIAMI	5	1	6	0-0	0-0	0	0	1-5	0	0	—	—	0
10-14	at Cleveland	8	1	9	0-0	0-0	0	0	0-0	0	0	—	—	0
10-21	PITTSBURGH	2	2	4	0-0	0-0	0	0	0-0	0	0	—	—	0
10-28	— BYE —													
11-4	DENVER	4	2	6	0-0	2-0	3	0	0-0	2	0	0.0	0	0
11-11	N.Y. GIANTS	5	2	7	0-0	0-0	2	0	0-0	0	0	—	—	0
11-18	at Kansas City	1	0	1	0-0	0-0	1	0	0-0	0	0	—	—	0
11-25	OAKLAND	1	3	4	0-0	0-0	2	0	0-0	0	0	—	—	0
12-2	at San Diego	1	1	2	0-0	0-0	0	0	0-0	0	0	—	—	0
12-9	DALLAS	3	3	6	0-0	0-0	2	0	0-0	0	0	—	—	0
12-13	at Philadelphia	3	0	3	0-0	0-0	1	0	0-0	0	0	—	—	0
12-23	at Pittsburgh	6	2	8	0-0	0-0	0	0	1-3	0	0	—	—	0
12-30	BALTIMORE	INACTIVE								INACTIVE				
TOTALS		49	26	75	0-0	2-0	14	1	2-8	2	0	0.0	0	0

		SPECIAL TEAMS								KICKOFF RETURNS						PUNT RETURNS					
DATE	OPPONENT	ST	AT	TT	FF	FR-YDS	BP	BFG	BXP	NO	YDS	AVG	FC	LG	TD	NO	YDS	AVG	FC	LG	TD
9-10	at Baltimore	0	0	0	0	0-0	0	0	0	—	—	—	—	—	—	—	—	—	—	—	—
9-16	CLEVELAND	1	0	1	0	0-0	0	0	0	—	—	—	—	—	—	—	—	—	—	—	—
9-23	at Washington	0	0	0	0	0-0	0	0	0	—	—	—	—	—	—	—	—	—	—	—	—
9-30	at Jacksonville	0	0	0	0	0-0	0	0	0	—	—	—	—	—	—	—	—	—	—	—	—
10-7	MIAMI	0	0	0	0	0-0	0	0	0	—	—	—	—	—	—	—	—	—	—	—	—
10-14	at Cleveland	0	0	0	0	0-0	0	0	0	—	—	—	—	—	—	—	—	—	—	—	—
10-21	PITTSBURGH	0	0	0	0	0-0	0	0	0	—	—	—	—	—	—	—	—	—	—	—	—
10-28	— BYE —																				
11-4	DENVER	0	0	0	0	0-0	0	0	0	—	—	—	—	—	—	—	—	—	—	—	—
11-11	N.Y. GIANTS	1	0	1	0	0-0	0	0	0	—	—	—	—	—	—	—	—	—	—	—	—
11-18	at Kansas City	0	0	0	0	0-0	0	0	0	—	—	—	—	—	—	—	—	—	—	—	—
11-25	OAKLAND	0	0	0	0	0-0	0	0	0	—	—	—	—	—	—	—	—	—	—	—	—
12-2	at San Diego	0	0	0	0	0-0	0	0	0	—	—	—	—	—	—	—	—	—	—	—	—
12-9	DALLAS	0	0	0	0	0-0	0	0	0	—	—	—	—	—	—	—	—	—	—	—	—
12-13	at Philadelphia	0	0	0	0	0-0	0	0	0	—	—	—	—	—	—	—	—	—	—	—	—
12-23	at Pittsburgh	0	0	0	0	0-0	0	0	0	—	—	—	—	—	—	—	—	—	—	—	—
12-30	BALTIMORE	INACTIVE								INACTIVE						INACTIVE					
TOTALS		2	0	2	0	0-0	0	0	0	—	—	—	—	—	—	—	—	—	—	—	—

NUGENT, MIKE — K #2

Height: 5-10
Weight: 190
College: Ohio State
Experience: 9th-year player in 2013

2012 games-starts: 12-0
Career games-starts: 92-0
Born: 3-2-82
Hometown: Centerville, Ohio
Acquired: FA'10

Native of Centerville, Ohio (near Dayton), Nugent returns in '13 for his fourth Bengals season, having re-signed as unrestricted free agent this past spring ... Made 19 of 23 FG attempts last season, including club-record tying 55-yarder, but suffered calf injury in practice Dec. 5, causing him to miss last four games and Wild Card playoff ... His career-best 132 points in 2011 set Bengals record ... Career-best 33 FGs in '11 also set Bengals record ... Made successful return to action in '11 from knee injury that shortened '10 campaign ... Former Ohio State All-American was second-round N.Y. Jets draft pick in 2005 and averaged 102 points per season for Jets from '05-07 while a team captain.

Career transactions: Selected by N.Y. Jets in second round of 2005 NFL Draft (47th overall) ... Signed with Jets on 7-29-05 ... Signed with Tampa Bay as unrestricted free agent on 3-4-09 ... Released by Buccaneers on 10-6-09 ... Signed 12-16-09 with Arizona ... Released by Cardinals on 1-1-10 ... Signed with Cincinnati as free agent on 4-23-10 ... Designated 3-2-12 as Bengals' franchise player ... Re-signed with Bengals on 4-25-12 ... Re-signed with Bengals on 3-10-13.

33 years in the making: On the last play of the first half Nov. 25 vs. Oakland, Nugent connected on a personal career-long 55-yard FG. It tied a Bengals mark set only once previously, by Chris Bahr on 9-23-79 vs. Houston. In the roughly 33 years between the Bahr and Nugent kicks, four Bengals kickers combined to attempt six unsuccessful tries from 55 or more yards.

More 2012 highlights: Played in Games 1-12 and was 19-for-23 on FGs and 35-for-35 on PATs ... Handled all kickoffs ... Inactive for Games 13-15, due to right calf injury, and not on roster (Reserve/Injured) for Game 16 and Wild Card playoff ... Made both FG attempts (39, 37) in win Sept. 16 vs. Cleveland ... Only FG on Sept. 23 at Washington was a 47-yarder ... Two-for-two (both 35-yarders) on Sept. 30 at Jacksonville ... Made only FG attempt (44) on Oct. 14 at Cleveland ... Converted only attempt — 48-yarder — on Oct. 21 vs. Pittsburgh ... Made three of four FGs on Nov. 4 vs. Denver, converting from 28, 40 and a season-long 49-yarder, and missing wide right from 46 ... Made his only FG attempt (28 yards) on Nov. 11 vs. N.Y. Giants ... Missed wide left from 50 yards on Nov. 18 at Kansas City ... Converted both FG attempts (19 and 24 yards) on Dec. 2 at San Diego.

Nugent's game-winners: Nugent has made five game-winning FGs in the last two minutes of regulation or in overtime, including two in 2011 ... On 10-2-11 vs. Buffalo, converted from 43 yards as time expired to break a tie and give Bengals 23-20 win ... On 11-27-11 vs. Cleveland, he hit a 26-yarder with 0:38 left, giving Bengals 23-20 win ... For Jets vs. Pittsburgh on 11-18-07, his 38-yarder in OT produced a 19-16 win ... For Jets vs. Kansas City 12-30-07, his 43-yarder in OT netted a 13-10 win ... For Jets at Miami on 12-25-06, made a 30-yard FG in the rain with 10 seconds left, lifting New York to 13-10 win in Monday night game.

Previous seasons: 2005—Played in every Jets game and scored 90 points, going 22-for-28 on FGs and 24-for-24 on PATs ... Went four-for-four on FGs in win Dec. 11 vs. Oakland. 2006—Scored 106 points as Jets went 10-6 to earn Wild Card playoff berth ... Made 24-of-27 FG attempts, setting Jets season accuracy record (88.9 percent) ... Made all three FG attempts in playoff loss at New England. 2007—Logged second straight 100-point season for Jets (110) ... 50-yard FG on Sept. 16 at Baltimore was his 19th straight, a streak that ranked second in Jets history ... On Nov. 4 vs. Washington, hit game-tying 30-yarder with 10 seconds left ... Went four-for-four on FGs in consecutive games Dec. 2 at Miami and Dec. 9 vs. Cleveland. 2008—Suffered quad injury on a kickoff in Jets opener Sept. 7 at Miami and was not able to finish game ... Following recovery, Jets chose not to displace Jay Feely as No. 1 kicker, and Nugent remained on roster on game day inactive status through season's end. 2009—Played Games 1-4 for Tampa Bay after signing as UFA, but released after Week 4 ... Signed with Arizona and played Games 14-15, but released the week of Game 16 ... Over six combined games, he went 14-for-14 on PATs and four-for-eight on FGs. 2010—Joined Bengals as free agent and posted longest streak of consecutive made FGs to open a Cincinnati career, nine-of-nine during Games 1-4 ... Kicked 54-yard FG on Sept. 12 at New England, tying at the time for second-longest FG in Bengals history ... Earned AFC Special Teams Player of the Week honor for Sept. 19 vs. Baltimore, when he went five-for-five on FGs (career high for a game), scoring all of Cincinnati's points in 15-10 win ... AFC Special Teams Player of the Month for September ... Suffered knee injury (ACL tear) on onside kick attempt Nov. 14 at Indianapolis ... Placed Nov. 15 on Reserve/Injured list ... Reached end zone on 16 of 44 kickoffs, with seven touchbacks. 2011—Played in all 16 games and Wild Card playoff ... Scored Bengals-record 132 points, surpassing Shayne Graham's mark of 131 from 2005, and his 33 FGs also set club mark, passing Graham's 31 in '05 ... Made late game-winning FGs vs. Buffalo and vs. Cleveland ... First in AFC and second in NFL in total FGs ... Had 67 of his 80 kickoffs (83.8 percent) reach end zone and helped Bengals rank first in NFL in average starting field position after kicking off (20.3-yard line) ... Three-for-three on FGs Oct. 2 vs. Buffalo, including game-winner (23-20) from 43 yards as time expired ... Two-for-two on FGs Oct. 30 at Seattle; including 48-yarder in fourth quarter to give Bengals 20-12 lead ... Three-for-three on FGs Nov. 27 vs. Cleveland (23, 40, 26), including game-winner (23-20) from 26 yards with 0:38 remaining ... One-for-two on FGs in Wild Card playoff on 1-7-12 at Houston, going wide right from 50 yards before converting from 37.

Do-it-yourself Block winner: Nugent was named in 2011 as the Bengals' recipient of the annual Ed Block Courage Award, which honors players who demonstrate commitment to the values of sportsmanship and courage. Nugent suffered a torn anterior cruciate ligament (ACL) on his kicking leg in Game 9 of 2010, but fully recovered and was ready in time for the start of 2011 training camp in late July. The NFL lockout during the '11 offseason complicated an already-difficult rehabilitation process for an ACL injury, and Nugent earned praise for arranging much of his own treatment for recovery.

College: Left Ohio State with 22 school records, including most career points (356) ... Won the Lou Groza Award (given annually to the nation's top kicker) as a senior in 2004 and was a consensus All-American ... In OSU's 2002 national title season, he scored school-record 120 points and became first Buckeye kicker to earn first-team All-America honors ... Was 72-for-88 (81.8 percent) on career FGs.

Personal: Hometown is Centerville, Ohio ... Attended Centerville High School, where he was a second-team Division I All-Ohio selection by Associated Press ... Also played QB as a prep senior ... Earned degree from Ohio State's Fisher College of Business ... Married (wife Emily) ... Offseason residence is Scottsdale, Ariz. ... Active in community service; has worked with United Way, Taste of NFL and Cancer Free Kids ... Father, Dan, played football at Wisconsin and Dayton ... In 2006, appeared on "The Late Show with David Letterman" and kicked a football through a 12th-floor window at CBS offices ... Hobbies include golf, trap shooting, traveling and coaching football camps.

MIKE NUGENT'S STATISTICS

			SCORING									
YEAR	TEAM	G-S	FG	FGA	FG%	LG	BFG	XP	XPA	XP%	BXP	PTS
2005	N.Y. Jets	16-0	22	28	78.6	49	1	24	24	100.0	0	90
2006	N.Y. Jets	16-0	24	27	88.9	54	0	34	35	97.1	0	106
2007	N.Y. Jets	16-0	29	36	80.6	50	0	23	24	95.8	1	110
2008	N.Y. Jets	1-0	0	1	0.0	—	0	2	2	100.0	0	2
2009	Tampa Bay	4-0	2	6	33.3	37	1	6	6	100.0	0	12
	Arizona	2-0	2	2	100.0	48	0	8	8	100.0	0	14
2010	Cincinnati	9-0	15	19	78.9	54	1	17	17	100.0	0	62
2011	Cincinnati	16-0	33	38	86.8	49	1	33	34	97.1	0	132
2012	Cincinnati	12-0	19	23	82.6	55	0	35	35	100.0	0	92
NYJ TOTALS		49-0	75	92	81.5	54	1	83	85	97.6	1	308
T.B. TOTALS		4-0	2	6	33.3	37	1	6	6	100.0	0	12
ARIZ. TOTALS		2-0	2	2	100.0	48	0	8	8	100.0	0	14
CIN. TOTALS		37-0	67	80	83.8	55	2	85	86	98.8	0	286
CAREER		92-0	146	180	81.1	55	4	182	185	98.4	1	620

		FIELD GOALS											
YEAR	TEAM	1-19	PCT	20-29	PCT	30-39	PCT	40-49	PCT	50+	PCT	TOT	FG%
2005	N.Y. Jets	0-0	—	8-9	88.9	7-7	100.0	7-10	70.0	0-2	0.0	22-28	78.6
2006	N.Y. Jets	1-1	100.0	7-7	100.0	10-12	83.3	4-4	100.0	2-3	66.7	24-27	88.9
2007	N.Y. Jets	1-1	100.0	11-11	100.0	10-12	83.3	6-8	75.0	1-4	25.0	29-36	80.6
2008	N.Y. Jets	0-0	—	0-0	—	0-1	0.0	0-0	—	0-0	—	0-1	0.0
2009	Tampa Bay	0-0	—	1-1	100.0	1-2	50.0	0-3	0.0	0-0	—	2-6	33.3
	Arizona	1-1	100.0	0-0	—	0-0	—	1-1	100.0	0-0	—	2-2	100.0
2010	Cincinnati	0-0	—	5-5	100.0	7-7	100.0	1-3	33.3	2-4	50.0	15-19	78.9
2011	Cincinnati	0-0	—	14-14	100.0	5-8	62.5	14-16	87.5	0-0	—	33-38	86.8
2012	Cincinnati	2-2	100.0	5-5	100.0	5-5	100.0	6-9	66.7	1-2	50.0	19-23	82.6
NYJ TOTALS		2-2	100.0	26-27	96.3	27-32	84.4	17-22	77.3	3-9	33.3	75-92	81.5
T.B. TOTALS		0-0	—	1-1	100.0	1-2	50.0	0-3	0.0	0-0	—	2-6	33.3
ARIZ. TOTALS		1-1	100.0	0-0	—	0-0	—	1-1	100.0	0-0	—	2-2	100.0
CIN. TOTALS		2-2	100.0	24-24	100.0	17-20	85.0	21-28	75.0	3-6	50.0	67-80	83.8
CAREER		5-5	100.0	51-52	98.1	45-54	83.3	39-54	72.2	6-15	40.0	146-180	81.1

		SPECIAL TEAMS								PUNTING							
YEAR	TEAM	ST	AT	TT	FF	FR-YDS	BP	BFG	BXP	NO	YDS	AVG	NET	TB	IN-20	LG	BLK
2005	N.Y. Jets	3	1	4	0	0-0	0	0	0	1	18	18.0	18.0	0	1	18	0
2006	N.Y. Jets	1	3	4	0	0-0	0	0	0	0	0	—	—	0	0	—	0
2007	N.Y. Jets	1	0	1	0	0-0	0	0	0	0	0	—	—	0	0	—	0
2010	Cincinnati	1	1	2	0	0-0	0	0	0	0	0	—	—	0	0	—	0
2011	Cincinnati	0	1	1	0	0-0	0	0	0	0	0	—	—	0	0	—	0
2012	Cincinnati	1	1	2	0	0-0	0	0	0	0	0	—	—	0	0	—	0
NYJ TOTALS		5	4	9	0	0-0	0	0	0	1	18	18.0	18.0	0	1	18	0
CIN. TOTALS		2	3	5	0	0-0	0	0	0	0	0	—	—	0	0	—	0
CAREER		7	7	14	0	0-0	0	0	0	1	18	18.0	18.0	0	1	18	0

FIELD GOAL SINGLE-GAME HIGHS: MADE—5 (for Cincinnati; 9-19-10 vs. Baltimore). ATTEMPTS—5 (three times; most recently for Cincinnati on 12-24-11 vs. Arizona). MISSED—2 (six times; most recently for Cincinnati on 12-24-11 vs. Arizona). LONG—55 (for Cincinnati; 11-25-12 vs. Oakland).

EXTRA POINT SINGLE-GAME HIGHS: MADE—5 (two times; most recently for Cincinnati on 9-23-12 at Washington). ATTEMPTS—5 (two times; most recently for Cincinnati on 9-23-12 at Washington). MISSED—1 (three times; most recently for Cincinnati on 10-9-11 at Jacksonville).

POSTSEASON

			SCORING									
YEAR	TEAM	G-S	FG	FGA	FG%	LG	BFG	XP	XPA	XP%	BXP	PTS
2006	N.Y. Jets	1-0	3	3	100.0	37	0	1	1	100.0	0	10
2011	Cincinnati	1-0	1	2	50.0	37	0	1	1	100.0	0	4
2012	Cincinnati	0-0					DID NOT PLAY*					
NYJ TOTALS		1-0	3	3	100.0	37	0	1	1	100.0	0	10
CIN. TOTALS		1-0	1	2	50.0	37	0	1	1	100.0	0	4
CAREER		2-0	4	5	80.0	37	0	2	2	100.0	0	14

		FIELD GOALS											
YEAR	TEAM	1-19	PCT	20-29	PCT	30-39	PCT	40-49	PCT	50+	PCT	TOT	FG%
2006	N.Y. Jets	0-0	—	2-2	100.0	1-1	100.0	0-0	—	0-0	—	3-3	100.0
2011	Cincinnati	0-0	—	0-0	—	1-1	100.0	0-0	—	0-1	0.0	1-2	50.0
NYJ TOTALS		0-0	—	2-2	100.0	1-1	100.0	0-0	—	0-0	—	3-3	100.0
CIN. TOTALS		0-0	—	0-0	—	1-1	100.0	0-0	—	0-1	0.0	1-2	50.0
CAREER		0-0	—	2-2	100.0	2-2	100.0	0-0	—	0-1	0.0	4-5	80.0

* NOTE: Nugent was on the Reserve/Injured list for one postseason game with Cincinnati in 2012.

2012 REGULAR-SEASON GAME-BY-GAME

		SCORING					FIELD GOALS							
DATE	OPPONENT	FG-FGA	BFG	XP-XPA	BXP	PTS	1-19	20-29	30-39	40-49	50+	LG	TOT	FG%
9-10	at Baltimore	2-2	0	1-1	0	7	1-1	0-0	1-1	0-0	0-0	34	2-2	100.0
9-16	CLEVELAND	2-2	0	4-4	0	10	0-0	0-0	2-2	0-0	0-0	39	2-2	100.0
9-23	at Washington	1-1	0	5-5	0	8	0-0	0-0	0-0	1-1	0-0	47	1-1	100.0
9-30	at Jacksonville	2-2	0	3-3	0	9	0-0	0-0	2-2	0-0	0-0	35	2-2	100.0
10-7	MIAMI	2-3	0	1-1	0	7	0-0	1-1	0-0	1-2	0-0	42	2-3	66.7
10-14	at Cleveland	1-1	0	3-3	0	6	0-0	0-0	0-0	1-1	0-0	44	1-1	100.0
10-21	PITTSBURGH	1-1	0	2-2	0	5	0-0	0-0	0-0	1-1	0-0	48	1-1	100.0
10-28	— BYE —													
11-4	DENVER	3-4	0	2-2	0	11	0-0	1-1	0-0	2-3	0-0	49	3-4	75.0
11-11	N.Y. GIANTS	1-1	0	4-4	0	7	0-0	1-1	0-0	0-0	0-0	28	1-1	100.0
11-18	at Kansas City	0-1	0	4-4	0	4	0-0	0-0	0-0	0-0	0-1	—	0-1	0.0
11-25	OAKLAND	2-3	0	4-4	0	10	0-0	1-1	0-0	0-1	1-1	55	2-3	66.7
12-2	at San Diego	2-2	0	2-2	0	8	1-1	1-1	0-0	0-0	0-0	24	2-2	100.0
12-9	DALLAS	INACTIVE					INACTIVE							
12-13	at Philadelphia	INACTIVE					INACTIVE							
12-23	at Pittsburgh	INACTIVE					INACTIVE							
12-30	BALTIMORE	RESERVE / INJURED					RESERVE / INJURED							
TOTALS		19-23	0	35-35	0	92	2-2	5-5	5-5	6-9	1-2	55	19-23	82.6

		SPECIAL TEAMS								KICKOFF RETURNS						PUNT RETURNS					
DATE	OPPONENT	ST	AT	TT	FF	FR-YDS	BP	BFG	BXP	NO	YDS	AVG	FC	LG	TD	NO	YDS	AVG	FC	LG	TD
9-10	at Baltimore	0	0	0	0	0-0	0	0	0	—	—	—	—	—	—	—	—	—	—	—	—
9-16	CLEVELAND	0	0	0	0	0-0	0	0	0	—	—	—	—	—	—	—	—	—	—	—	—
9-23	at Washington	1	0	1	0	0-0	0	0	0	—	—	—	—	—	—	—	—	—	—	—	—
9-30	at Jacksonville	0	0	0	0	0-0	0	0	0	—	—	—	—	—	—	—	—	—	—	—	—
10-7	MIAMI	0	0	0	0	0-0	0	0	0	—	—	—	—	—	—	—	—	—	—	—	—
10-14	at Cleveland	0	1	1	0	0-0	0	0	0	—	—	—	—	—	—	—	—	—	—	—	—
10-21	PITTSBURGH	0	0	0	0	0-0	0	0	0	—	—	—	—	—	—	—	—	—	—	—	—
10-28	— BYE —																				
11-4	DENVER	0	0	0	0	0-0	0	0	0	—	—	—	—	—	—	—	—	—	—	—	—
11-11	N.Y. GIANTS	0	0	0	0	0-0	0	0	0	—	—	—	—	—	—	—	—	—	—	—	—
11-18	at Kansas City	0	0	0	0	0-0	0	0	0	—	—	—	—	—	—	—	—	—	—	—	—
11-25	OAKLAND	0	0	0	0	0-0	0	0	0	—	—	—	—	—	—	—	—	—	—	—	—
12-2	at San Diego	0	0	0	0	0-0	0	0	0	—	—	—	—	—	—	—	—	—	—	—	—
12-9	DALLAS	INACTIVE								INACTIVE						INACTIVE					
12-13	at Philadelphia	INACTIVE								INACTIVE						INACTIVE					
12-23	at Pittsburgh	INACTIVE								INACTIVE						INACTIVE					
12-30	BALTIMORE	RESERVE / INJURED								RESERVE / INJURED						RESERVE / INJURED					
TOTALS		1	1	2	0	0-0	0	0	0	—	—	—	—	—	—	—	—	—	—	—	—

PEERMAN, CEDRIC — HB #30

Height: 5-10
Weight: 211
College: Virginia
Experience: 4th-year player in 2013

2012 games-starts: 14-1
Career games-starts: 38-1
Born: 10-10-86
Hometown: Gladys, Va.
Acquired: W(Det.)'10

Always a strong special teams player, Peerman significantly expanded his role on offense last season and looks for continued rise in '13 ... Had runs of 48 and 32 yards last year on fake punts, taking direct snap as upback and helping change early momentum in wins at Jacksonville and at Kansas City ... Aside from fake punts, his rushing numbers with the regular offense were 34-for-178 (5.2), career highs in their own right ... Entered NFL in 2009 as Baltimore draftee, and played briefly in '09 for Detroit.

Career transactions: Selected by Baltimore in sixth round of 2009 NFL Draft (185th overall) ... Signed with Ravens on 6-17-09 ... Waived by Ravens on 9-5-09, and acquired on waivers by Cleveland on 9-6-09 ... Waived by Browns on 9-26-09, then signed to Browns' practice squad on 9-29-09 ... Released from Browns' practice squad on 10-27-09 ... Signed to Detroit practice squad on 10-30-09 ... Signed to Lions' roster on 12-15-09 ... Waived by Lions on 4-25-10, and acquired on waivers by Cincinnati on 4-27-10 ... Re-signed on 7-29-11 with Bengals as exclusive rights player ... Re-signed with Bengals on 3-12-12 as exclusive rights player ... Re-signed with Bengals on 3-7-13.

2012 highlights: Played in 14 games (Games 1-12 and 15-16), and in Wild Card playoff ... Inactive for Games 13-14, due to ankle injury suffered Dec. 2 at San Diego ... Rushed 36-for-258 (including two-for-80 on fake punts), with one TD ... Also had career highs of nine receptions and 85 yards ... Fourth on team in special teams tackles (nine) ... Rushed three-for-22 (7.3) on Sept. 10 at Baltimore, and led team in special teams tackles (two) ... On Sept. 30 at Jacksonville, took direct snap as an upback on a fake punt and ran 48 yards to Jaguars 18, setting up a Bengals TD ... On Oct. 14 at Cleveland, logged team-leading eight receptions for 76 yards (second on team), with one rush for seven yards ... Only rush Oct. 21 vs. Pittsburgh was a five-yard TD, his first career score ... On Nov. 18 at Kansas City, his 32-yard run on a fake punt extended first-quarter TD drive for a 7-3 lead, and he finished game with career-best 75 rushing yards (on eight carries) ... Rushed eight-for-61 (7.6) on Nov. 25 vs. Oakland, including a 31-yarder to Raiders five that set up TD for 21-0 lead.

Previous seasons: 2009—In preseason for Baltimore, rushed 14-for-40 with a TD and had four receptions for 42 yards ... Joined Cleveland at start of regular season, and was inactive for Browns for Games 1-2 ... Spent Weeks 4-7 on Browns' practice squad ... Later signed to Lions practice squad, and signed to Detroit roster for Games 14-16, playing in Games 14-15 (no statistics). 2010—Acquired by Bengals on waivers from Detroit ... On Bengals roster for full season, playing in seven games ... Led team with two special teams tackles on Sept. 12 at New England ... Caught one-for-11 on 1-2-11 at Baltimore, converting third down ... In preseason, led team in rushing yards (201) and yards per carry (6.5), and his 93-yard TD sprint on Sept. 2 at Indianapolis was NFL's longest 2010 preseason scrimmage gain. 2011—Played in 15 games plus Wild Card playoff, seeing brief action on offense and tying for second on team in special teams tackles (13) ... Two special teams tackles Oct. 16 vs. Indianapolis, and had key block on 33-yard Brandon Tate punt return that set up TD ... Team-leading three special teams tackles Nov. 13 vs. Pittsburgh ... On Dec. 24 vs. Arizona, had one rush for seven yards, along with special teams tackle.

College: Played four seasons (2005-08) at Virginia, posting 10th-best all-purpose yards total (3349) in Cavaliers history ... Played 41 games with 18 starts ... Totaled 1749 career rushing yards, with 4.6 average, and scored 15 TDs ... Was 67-for-344 receiving (5.1) with a TD, and averaged 25.1 yards on 50 kickoff returns ... Redshirted (did not play) in 2004.

Personal: Born in Lynchburg, Va. ... Attended William Campbell High School in Gladys, Va., where he scored a state-record 708 points, including 112 TDs ... Named Virginia prep player of the year as a senior ... Won state titles in track in the 100 meters as a prep junior and senior ... Is licensed as a minister.

NOTE ABOUT NFL EXPERIENCE: Peerman did not earn an accrued year of experience toward NFL free agency in 2009 because he was not on a 53-player roster, a Reserve/Injured list or a Reserve/Physically Unable to Perform list for the required minimum of six games that year.

CEDRIC PEERMAN'S STATISTICS

			RUSHING					RECEIVING					SCORING					
YEAR	TEAM	G-S	ATT	YDS	AVG	LG	TD	NO	YDS	AVG	LG	TD	TD	TD-R	TD-P	TD-Rt	2-PtC	PTS
2009	Cleveland	0-0	DID NOT PLAY*					DID NOT PLAY*					DID NOT PLAY*					
	Detroit	2-0	0	0	—	—	0	0	0	—	—	0	0	0	0	0	0	0
2010	Cincinnati	7-0	2	1	0.5	1	0	1	11	11.0	11	0	0	0	0	0	0	0
2011	Cincinnati	15-0	3	15	5.0	11	0	0	0	—	—	0	0	0	0	0	0	0
2012	Cincinnati	14-1	36	258	7.2	48	1	9	85	9.4	16	0	1	1	0	0	0	6
CLE. TOTALS		0-0	0	0	—	—	0	0	0	—	—	0	0	0	0	0	0	0
DET. TOTALS		2-0	0	0	—	—	0	0	0	—	—	0	0	0	0	0	0	0
CIN. TOTALS		36-1	41	274	6.7	48	1	10	96	9.6	16	0	1	1	0	0	0	6
CAREER		38-1	41	274	6.7	48	1	10	96	9.6	16	0	1	1	0	0	0	6

		SPECIAL TEAMS								KICKOFF RETURNS						PUNT RETURNS					
YEAR	TEAM	ST	AT	TT	FF	FR-YDS	BP	BFG	BXP	NO	YDS	AVG	FC	LG	TD	NO	YDS	AVG	FC	LG	TD
2010	Cincinnati	4	1	5	0	0-0	0	0	0	0	0	—	0	—	0	—	—	—	—	—	—
2011	Cincinnati	12	1	13	0	0-0	0	0	0	1	10	10.0	0	10	0	—	—	—	—	—	—
2012	Cincinnati	8	1	9	0	0-0	0	0	0	2	37	18.5	0	19	0	—	—	—	—	—	—
CAREER		24	3	27	0	0-0	0	0	0	3	47	15.7	0	19	0	—	—	—	—	—	—

RUSHING SINGLE-GAME HIGHS: ATTEMPTS—8 (two times; most recently for Cincinnati on 11-25-12 vs. Oakland). YARDS—75 (for Cincinnati; 11-18-12 at Kansas City). LONG—48 (for Cincinnati; 9-30-12 at Jacksonville). TOUCHDOWNS—1 (for Cincinnati; 10-21-12 vs. Pittsburgh).

RECEIVING SINGLE-GAME HIGHS: RECEPTIONS—8 (for Cincinnati; 10-14-12 at Cleveland). YARDS—76 (for Cincinnati; 10-14-12 at Cleveland). LONG—16 (for Cincinnati; 10-14-12 at Cleveland). TOUCHDOWNS—(none).

POSTSEASON

			RUSHING					RECEIVING					SCORING					
YEAR	TEAM	G-S	ATT	YDS	AVG	LG	TD	NO	YDS	AVG	LG	TD	TD	TD-R	TD-P	TD-Rt	2-PtC	PTS
2011	Cincinnati	1-0	0	0	—	—	0	—	—	—	—	—	—	—	—	—	—	—
2012	Cincinnati	1-0	0	0	—	—	0	—	—	—	—	—	—	—	—	—	—	—
CAREER		1-0	0	0	—	—	0	—	—	—	—	—	—	—	—	—	—	—

		SPECIAL TEAMS								KICKOFF RETURNS						PUNT RETURNS					
YEAR	TEAM	ST	AT	TT	FF	FR-YDS	BP	BFG	BXP	NO	YDS	AVG	FC	LG	TD	NO	YDS	AVG	FC	LG	TD
2012	Cincinnati	1	0	1	0	0-0	0	0	0	1	10	10.0	0	10	0	—	—	—	—	—	—
CAREER		1	0	1	0	0-0	0	0	0	1	10	10.0	0	10	0	—	—	—	—	—	—

*NOTE: Peerman was inactive for two regular-season games and on the Practice Squad for four regular-season games with Cleveland in 2009.

2012 REGULAR-SEASON GAME-BY-GAME

		RUSHING					RECEIVING				
DATE	OPPONENT	ATT	YDS	AVG	LG	TD	NO	YDS	AVG	LG	TD
9-10	at Baltimore	3	22	7.3	13	0	0	0	—	—	0
9-16	CLEVELAND	1	1	1.0	1	0	0	0	—	—	0
9-23	at Washington	0	0	—	—	0	0	0	—	—	0
9-30	at Jacksonville	1	48	48.0	48	0	0	0	—	—	0
10-7	MIAMI	0	0	—	—	0	0	0	—	—	0
10-14	at Cleveland	1	7	7.0	7	0	8	76	9.5	16	0
10-21	PITTSBURGH	1	5	5.0	5t	1	0	0	—	—	0
10-28	— BYE —										
11-4	DENVER	0	0	—	—	0	0	0	—	—	0
11-11	N.Y. GIANTS	6	21	3.5	9	0	1	9	9.0	9	0
11-18	at Kansas City	8	75	9.4	32	0	0	0	—	—	0
11-25	OAKLAND	8	61	7.6	31	0	0	0	—	—	0
12-2	at San Diego	2	4	2.0	2	0	0	0	—	—	0
12-9	DALLAS			INACTIVE					INACTIVE		
12-13	at Philadelphia			INACTIVE					INACTIVE		
12-23	at Pittsburgh	0	0	—	—	0	0	0	—	—	0
12-30	BALTIMORE	5	14	2.8	7	0	0	0	—	—	0
TOTALS		36	258	7.2	48	1	9	85	9.4	16	0

		SPECIAL TEAMS								KICKOFF RETURNS						PUNT RETURNS					
DATE	OPPONENT	ST	AT	TT	FF	FR-YDS	BP	BFG	BXP	NO	YDS	AVG	FC	LG	TD	NO	YDS	AVG	FC	LG	TD
9-10	at Baltimore	3	0	3	0	0-0	0	0	0	0	0	—	0	—	0	—	—	—	—	—	—
9-16	CLEVELAND	0	0	0	0	0-0	0	0	0	0	0	—	0	—	0	—	—	—	—	—	—
9-23	at Washington	0	0	0	0	0-0	0	0	0	0	0	—	0	—	0	—	—	—	—	—	—
9-30	at Jacksonville	0	0	0	0	0-0	0	0	0	0	0	—	0	—	0	—	—	—	—	—	—
10-7	MIAMI	1	0	1	0	0-0	0	0	0	0	0	—	0	—	0	—	—	—	—	—	—
10-14	at Cleveland	0	0	0	0	0-0	0	0	0	1	19	19.0	0	19	0	—	—	—	—	—	—
10-21	PITTSBURGH	1	0	1	0	0-0	0	0	0	1	18	18.0	0	18	0	—	—	—	—	—	—
10-28	— BYE —																				
11-4	DENVER	0	0	0	0	0-0	0	0	0	0	0	—	0	—	0	—	—	—	—	—	—
11-11	N.Y. GIANTS	0	0	0	0	0-0	0	0	0	0	0	—	0	—	0	—	—	—	—	—	—
11-18	at Kansas City	1	0	1	0	0-0	0	0	0	0	0	—	0	—	0	—	—	—	—	—	—
11-25	OAKLAND	0	1	1	0	0-0	0	0	0	0	0	—	0	—	0	—	—	—	—	—	—
12-2	at San Diego	1	0	1	0	0-0	0	0	0	0	0	—	0	—	0	—	—	—	—	—	—
12-9	DALLAS					INACTIVE						INACTIVE						INACTIVE			
12-13	at Philadelphia					INACTIVE						INACTIVE						INACTIVE			
12-23	at Pittsburgh	0	0	0	0	0-0	0	0	0	0	0	—	0	—	0	—	—	—	—	—	—
12-30	BALTIMORE	1	0	1	0	0-0	0	0	0	0	0	—	0	—	0	—	—	—	—	—	—
TOTALS		8	1	9	0	0-0	0	0	0	2	37	18.5	0	19	0	—	—	—	—	—	—

PEKO, DOMATA — DT #94

Height: 6-3
Weight: 322
College: Michigan State
Experience: 8th-year player in 2013

2012 games-starts: 16-16
Career games-starts: 107-92
Born: 11-27-84
Hometown: Pago Pago (American Samoa)
Acquired: D4'06

A Bengals team leader on the field and in the locker room, Peko returns in '13 for his eighth Bengals season ... Continued as starting NT last year and led D-line in tackles (80), his fourth time to lead line in last five seasons ... Has played every game in six of his seven seasons and has started every game in five of the last six ... Has also been used as an offensive lead blocker in short-yardage situations, though not in '12.

Career transactions: Selected by Cincinnati in fourth round of 2006 NFL Draft (123rd overall) ... Signed with Bengals on 7-28-06 ... Signed contract extension with Bengals on 6-12-08.

2012 general: One of 10 Bengals to start every game ... In addition to line-leading 80 tackles (fourth on team), had two sacks, three passes defensed and a fumble recovery ... Logged five QB pressures and four tackles-for-loss.

2012 game-by-game: Line-leading five tackles on Sept. 16 vs. Cleveland ... Five tackles Sept. 30 at Jacksonville, including a sack of Blaine Gabbert on game's first play from scrimmage ... On Oct. 14 at Cleveland, had nine tackles, season-high by a D-lineman (breaking his mark of eight set previous week), with a pass defensed ... Eight tackles on Nov. 4 vs. Denver ... Four tackles Nov. 11 vs. N.Y. Giants, including a shared sack of Eli Manning, and also had a pass defensed ... Two tackles Nov. 25 vs. Oakland, and his pressure on QB Carson Palmer helped lead to an INT by teammate Chris Crocker ... Among his five tackles Dec. 2 at San Diego was a shared sack of Philip Rivers ... Three tackles on Dec. 13 at Philadelphia, and recovered a fumble (forced by Carlos Dunlap) on the Eagles' first drive of the game, setting up a Bengals TD drive ... Seven tackles on Dec. 23 at Pittsburgh ... Led line with eight tackles Dec. 30 vs. Baltimore, and had a pass defensed ... Led line in tackles (nine) in Wild Card playoff on 1-5-13 at Houston, tying his game-high from regular season.

Previous seasons: 2006—Played in every game in D-line rotation, and made one start, Nov. 30 vs. Baltimore, subbing for injured John Thornton ... On Oct. 29 vs. Atlanta, had a season-high seven tackles that included a shared sack of Michael Vick in fourth quarter ... Had his biggest impact game Dec. 24 at Denver, as his six tackles included two sacks, and he added a forced fumble that Bengals recovered, setting up TD drive. 2007—Started every game at LDT ... On Oct. 21 vs. N.Y. Jets, his fumble recovery on an aborted shotgun snap gave Bengals possession at midfield in fourth quarter, setting up TD drive that helped secure win ... Had a season-high eight tackles Dec. 15 at San Francisco, including shared sack against Shaun Hill in third quarter. 2008—Led line with career-best 108 tackles, ranked third on team ... Led team in tackles for loss (six) ... Had eight tackles in each of the first three games, leading line in each contest ... Line-leading nine stops in shutout win Dec. 21 at Cleveland. 2009—Started Games 1-11 at LDT, battling knee injuries in several games ... Injuries eventually sidelined him for last five games, but he came back to start in Wild Card playoff on 1-9-10 vs. N.Y. Jets ... Voted by team as one of two defensive captains ... On offense Oct. 25 vs. Chicago, provided key block on Cedric Benson one-yard TD run in fourth quarter ... Had four tackles Nov. 15 at Pittsburgh as defense limited Steelers to 226 net yards, 156 yards below their average entering the game. 2010—Voted by teammates as one of two defensive captains, and started every game at NT ... Four tackles Oct. 8 vs. Pittsburgh, including one for loss, and was lead blocker on one-yard TD run by Cedric Benson. 2011—His 91 regular-season tackles ranked fourth on team, and he had 2.5 sacks ... On Sept. 18 at Denver, had seven tackles and recovered a Kyle Orton fumble at Broncos 14, setting up a FG ... Led line with eight tackles Dec. 4 at Pittsburgh, and had his first solo sack of season, dropping Ben Roethlisberger for five-yard loss ... Played normal defensive snaps and also played briefly on offense on Dec. 18 at St. Louis, filling in for injured FB Chris Pressley in short-yardage situations ... In offensive role at St. Louis, helped clear way for a four-yard Cedric Benson TD in fourth quarter ... Led line and tied for team lead Dec. 24 vs. Arizona with six tackles, including an 11-yard sack and an additional QB pressure ... Had line-leading eight tackles (second on team) in Wild Card playoff 1-7-12 at Houston.

College: Played at Michigan State in 2004 and '05, after spending '02-03 at College of the Canyons (Santa Clarita, Calif.) ... Played as a reserve for Michigan State in 2004, and broke out as a senior, starting every game at LDT ... Posted 53 tackles as a senior, with a sack, two fumble recoveries, a forced fumble and a blocked PAT ... Had one of 2005 college season's most publicized plays, a 74-yard fumble return for a TD vs. Michigan that tied score in fourth quarter before Michigan pulled out 34-31 OT win.

Personal: Hometown is Pago Pago, American Samoa ... Played both offensive and defensive line at Samoana High School ... Married (wife Anna), with two sons, Domata Jr. and Joseph ... Brother, Tupe, played OL at Michigan State and played in NFL with Indianapolis Colts ... Sociology major at Michigan State ... First name is pronounced "DOE-mah-tah" and last name is pronounced "PECK-o."

DOMATA PEKO'S STATISTICS

			DEFENSE							INTERCEPTIONS					SCORING				
YEAR	TEAM	G-S	ST	AT	TT	SKS-YDS	PD	FF	FR-YDS	NO	YDS	AVG	LG	TD	TD	TD-IntRt	TD-FRRt	S	PTS
2006	Cincinnati	16-1	23	26	49	2.5-19	0	1	0-0	—	—	—	—	—	—	—	—	—	—
2007	Cincinnati	16-16	37	28	65	1.5-3.5	1	0	1-0	—	—	—	—	—	—	—	—	—	—
2008	Cincinnati	16-16	48	60	108	0.5-0.5	3	0	0-0	—	—	—	—	—	—	—	—	—	—
2009	Cincinnati	11-11	11	20	31	0-0	0	0	0-0	—	—	—	—	—	—	—	—	—	—
2010	Cincinnati	16-16	29	42	71	0.5-4	1	0	0-0	—	—	—	—	—	—	—	—	—	—
2011	Cincinnati	16-16	49	42	91	2.5-19	1	1	1-0	—	—	—	—	—	—	—	—	—	—
2012	Cincinnati	16-16	32	48	80	2-14	3	0	1-0	—	—	—	—	—	—	—	—	—	—
CAREER		107-92	229	266	495	9.5-60	9	2	3-0	—	—	—	—	—	—	—	—	—	—

POSTSEASON

			DEFENSE							INTERCEPTIONS					SCORING				
YEAR	TEAM	G-S	ST	AT	TT	SKS-YDS	PD	FF	FR-YDS	NO	YDS	AVG	LG	TD	TD	TD-IntRt	TD-FRRt	S	PTS
2009	Cincinnati	1-1	3	3	6	0-0	0	0	0-0	—	—	—	—	—	—	—	—	—	—
2011	Cincinnati	1-1	5	3	8	0-0	0	0	0-0	—	—	—	—	—	—	—	—	—	—
2012	Cincinnati	1-1	1	8	9	0-0	0	0	0-0	—	—	—	—	—	—	—	—	—	—
CAREER		3-3	9	14	23	0-0	0	0	0-0	—	—	—	—	—	—	—	—	—	—

2012 REGULAR-SEASON GAME-BY-GAME

		DEFENSE								INTERCEPTIONS				
DATE	OPPONENT	ST	AT	TT	SKS-YDS	INT-YDS	PD	FF	FR-YDS	NO	YDS	AVG	LG	TD
9-10	at Baltimore	2	2	4	0-0	0-0	0	0	0-0	—	—	—	—	—
9-16	CLEVELAND	2	3	5	0-0	0-0	0	0	0-0	—	—	—	—	—
9-23	at Washington	3	0	3	0-0	0-0	0	0	0-0	—	—	—	—	—
9-30	at Jacksonville	3	2	5	1-7	0-0	0	0	0-0	—	—	—	—	—
10-7	MIAMI	1	7	8	0-0	0-0	0	0	0-0	—	—	—	—	—
10-14	at Cleveland	3	6	9	0-0	0-0	1	0	0-0	—	—	—	—	—
10-21	PITTSBURGH	3	2	5	0-0	0-0	0	0	0-0	—	—	—	—	—
10-28	— BYE —													
11-4	DENVER	2	6	8	0-0	0-0	0	0	0-0	—	—	—	—	—
11-11	N.Y. GIANTS	1	3	4	0.5-3	0-0	1	0	0-0	—	—	—	—	—
11-18	at Kansas City	1	1	2	0-0	0-0	0	0	0-0	—	—	—	—	—
11-25	OAKLAND	1	1	2	0-0	0-0	0	0	0-0	—	—	—	—	—
12-2	at San Diego	2	3	5	0.5-4	0-0	0	0	0-0	—	—	—	—	—
12-9	DALLAS	1	0	1	0-0	0-0	0	0	0-0	—	—	—	—	—
12-13	at Philadelphia	1	3	4	0-0	0-0	0	0	1-0	—	—	—	—	—
12-23	at Pittsburgh	3	4	7	0-0	0-0	0	0	0-0	—	—	—	—	—
12-30	BALTIMORE	3	5	8	0-0	0-0	1	0	0-0	—	—	—	—	—
TOTALS		32	48	80	2-14	0-0	3	0	1-0	—	—	—	—	—

POLLAK, MIKE — G #67

Height: 6-3
Weight: 300
College: Arizona State
Experience: 6th-year player in 2013

2012 games-starts: 1-0
Career games-starts: 59-41
Born: 2-16-85
Hometown: Tempe, Ariz.
Acquired: UFA(Car.)'13

Sixth-year pro joins Bengals for 2013 as unrestricted free agent ... Veteran of 59 career NFL games played, with 41 starts ... Entered the NFL in 2008 as a second-round draft choice of Indianapolis and played for the Colts through 2011 ... Signed as UFA for 2012 with Carolina, but limited to one game due to shoulder injury ... In 2011, played in 15 games for Indianapolis, with eight starts ... In 2010 season, played in every game and started 13 for Colts team that was the AFC South champion and ranked first in the NFL in fewest sacks allowed per passing play.

Career transactions: Selected by Indianapolis in second round of 2008 NFL Draft (59th overall) ... Signed with Colts on 7-24-08 ... Signed with Carolina as unrestricted free agent on 3-22-12 ... Signed with Cincinnati as unrestricted free agent on 4-12-13.

2012: Made his Carolina debut in the Panthers' season opener on Sept. 9 at Tampa Bay, but suffered shoulder injury in practice the following week on Sept. 13 ... Was inactive for Games 2-4, and then placed Oct. 6 on Panthers' Reserve/Injured list.

Previous seasons: 2008—Missed Indianapolis' first three games due to knee injury, but started last 13 at RG for club that went 12-4 for Wild Card playoff spot ... Blocked for pass attack that ranked fifth in NFL at 255.9 net yards per game and allowed league's fourth-fewest sacks ... Suffered ankle injury in regular-season finale, Dec. 28 vs. Tennessee, and was inactive for playoff loss on 1-3-09 at San Diego. 2009—Played 14 games with seven starts for Colts club that won AFC South with 14-2 record ... Contributed to offense that ranked first in NFL in fewest sacks allowed per passing play and second in passing yards ... Made his starts (RG) in Games 1-7 ... Inactive for all three playoff games, including Super Bowl XLIV vs. New Orleans. 2010—Regained starting RG job for Indianapolis, playing every game, with 13 starts ... Helped club finish 10-6 for AFC South title and also started at RG in Wild Card playoff loss on 1-8-11 vs. N.Y. Jets ... Colts led NFL in fewest sacks allowed per pass play, and QB Peyton Manning led NFL with 4700 passing yards. 2011—Played 15 games with eight starts for Colts, starting five games at RG and three at LG ... Missed one game, Oct. 30 at Tennessee, due to hamstring injury.

College: Played in 46 games with 36 starts from 2004-07 at Arizona State ... Finished his career by starting 31 straight at center ... First-team All-Pac 10 as a senior, when he was a team captain while also winning team's Iron Man and Pat Tillman awards ... Redshirted in 2003 as true freshman.

Personal: Hometown is Tempe, Ariz. ... Attended Corona Del Sol High School ... Graduated from Arizona State with degree in communications.

MIKE POLLAK'S STATISTICS

GAMES-STARTS

YEAR	TEAM	GAMES	STARTS
2008	Indianapolis	13	13
2009	Indianapolis	14	7
2010	Indianapolis	16	13
2011	Indianapolis	15	8
2012	Carolina	1	0
IND. TOTALS		58	41
CAR. TOTALS		1	0
CAREER		59	41

POSTSEASON

GAMES-STARTS

YEAR	TEAM	GAMES	STARTS
2008	Indianapolis	0	0
2009	Indianapolis	0	0
2010	Indianapolis	1	1
CAREER		1	1

* NOTE: Pollak was inactive for one postseason game with Indianapolis in 2008. He was inactive for three postseason games with Indianapolis in 2009.

PORTER, SEAN — LB #56

Height: 6-1
Weight: 237
College: Texas A&M
Experience: Rookie in 2013

2012 games-starts: 0-0
Career games-starts: 0-0
Born: 1-12-91
Hometown: Schertz, Texas
Acquired: D4'13

Porter is an athletic and versatile performer, with a big upside if he can excel in strength training at NFL level ... Excellent coverage skills, has the ability slip blocks, and showed himself to be a dangerous pass rusher when the scheme afforded him some space ... Durable team captain who started 39 games over his last three seasons ... Solid technique tackler who wraps up consistently ... Great special teams potential as a young pro.

Career transactions: Selected by Cincinnati in fourth round of 2013 NFL Draft (118th overall) ... Signed with Bengals on 5-13-13.

Coach Marvin Lewis says: "Sean is a guy who can really run and cover, and he's going to continue to grow and develop. He has the potential to be an NFL body, an athleticism-type body similar to Thomas Howard when he was here. He's going to be big enough and strong enough and also have the flexibility and speed to be very productive."

College highlights: Played four seasons (2009-12) at Texas A&M), seeing action in 52 games, with 41 starts ... Posted 261 tackles with 14.5 sacks and 34.5 tackles-for-loss. 2012—Started every game for 11-2 team that posted memorable upset win at unbeaten and top-ranked Alabama before later routing Oklahoma in Cotton Bowl ... In the 29-24 win at Alabama, had a 16-yard INT to set up a scoring drive and totaled seven tackles ... Closed A&M career with six tackles, including a seven-yard sack, in 41-13 Cotton Bowl win vs. Oklahoma ... Fifth on team for season in tackles (66), including 3.5 sacks ... Played in Senior Bowl. 2011—Posted career bests in sacks (9.5) and tackles (79) ... Led team in sacks and finished third in tackles ... Had five straight games with one or more sacks, including two each vs. Oklahoma State and Arkansas, and a sack-and-strip vs. Baylor ... Six tackles, an eight-yard sack and a pass defensed in Meineke Car Care Bowl vs. Northwestern. 2010—Started every game as a sophomore for team that finished 9-4 with Cotton Bowl win over LSU ... Had seven tackles vs. Oklahoma, including two for losses, and added three passes defensed. 2009—One of seven true freshmen to play in every Aggies game ... Finished eighth on team in tackles (42).

Coach Paul Guenther says: "Sean is a good cover guy. As a junior, he took over Von Miller's spot at outside linebacker in the 3-4 and had a bunch of sacks (9.5). Then they changed their scheme a little when he was a senior, so he has played various roles. He offers a lot as far as different roles he can play for us."

High school: Attended Clemens High School in Schertz, Texas, where he was a two-time first-team all-district selection in Class 4 ... Over his last two seasons, he totaled 296 tackles, 14.0 sacks and 26 tackles-for-loss.

Personal: Hometown is Schertz, Texas ... Majored at Texas A&M in Recreation, Parks and Tourism Sciences ... Enjoys basketball, golf and chess.



PRATER, SHAUN — CB #38

Height: 5-10
Weight: 190
College: Iowa
Experience: 2nd-year player in 2013

2012 games-starts: 0-0
Career games-starts: 0-0
Born: 10-27-89
Hometown: Omaha, Neb.
Acquired: D5a'12

Prater looks for first Bengals action in 2013 ... Fifth-round 2012 draft pick missed his rookie season due to a knee injury ... Three-year starter at Iowa with seven career INTs, including two TDs on returns of 42 and 89 yards ... Tough run defender ... Led Iowa in forced fumbles (four) as a senior.

Career transactions: Selected by Cincinnati in fifth round of 2012 NFL Draft (156th overall) ... Signed with Bengals on 5-10-12.

2012 recap: Did not play in the 2012 preseason, due to a knee injury he suffered in practice on Aug. 2 ... Was placed Aug. 24 on the Bengals' Reserve/Injured list.

College: Played four seasons (2008-11) at Iowa, with 48 games and 35 starts ... Totaled 171 tackles, seven INTs for 179 yards and two TDs, and 19 additional passes defensed ... All-Big Ten first-team selection by league coaches as a senior, as Iowa posted 8-5 record with Insight Bowl berth ... Returned INT a career-long 89 yards for TD vs. Tennessee Tech in '11 ... Consensus All-Big Ten first-team selection as a junior, posting career highs in tackles (68) and INTs (four) ... Helped team go 11-2 with Orange Bowl win over Georgia Tech as a sophomore.

Personal: Hometown is Omaha, Neb. ... Attended Central High School, where he was named first-team All-State as a senior and honorable mention All-State as a junior ... Also lettered in prep track, a member of the 4x400-meter relay state championship team as a senior ... Enjoys playing Call of Duty ... Psychology major at Iowa ... Twin brother Shane also played at Iowa, brother Nate played at Kansas State, and brother Randy Hopkins played at Nebraska-Omaha.

SHAUN PRATER'S STATISTICS

			DEFENSE							INTERCEPTIONS					SCORING				
YEAR	TEAM	G-S	ST	AT	TT	SKS-YDS	PD	FF	FR-YDS	NO	YDS	AVG	LG	TD	TD	TD-IntRt	TD-FRRt	S	PTS
2012	Cincinnati	0-0	DID NOT PLAY*							DID NOT PLAY*					DID NOT PLAY*				
CAREER		0-0	0	0	0	0-0	0	0	0-0	—	—	—	—	—	—	—	—	—	—

POSTSEASON

			DEFENSE							INTERCEPTIONS					SCORING				
YEAR	TEAM	G-S	ST	AT	TT	SKS-YDS	PD	FF	FR-YDS	NO	YDS	AVG	LG	TD	TD	TD-IntRt	TD-FRRt	S	PTS
2012	Cincinnati	0-0	DID NOT PLAY*							DID NOT PLAY*					DID NOT PLAY*				
CAREER		0-0	0	0	0	0-0	0	0	0-0	—	—	—	—	—	—	—	—	—	—

* NOTE: Prater was on the Reserve/Injured list for 16 regular-season games and one postseason game with Cincinnati in 2012.

PRESSLEY, CHRIS — FB #36

Height: 5-11
Weight: 260
College: Wisconsin
Experience: 5th-year player in 2013

2012 games-starts: 14-7
Career games-starts: 43-20
Born: 8-8-86
Hometown: Woodbury, N.J.
Acquired: FA'10

Originally a Bengals college free agent signee in 2009, Pressley has returned to Cincinnati after a stint with Tampa Bay ... Was in his second straight season in No. 1 FB role in 2012, but suffered a season-ending knee injury in Game 14 at Philadelphia ... Scored first career TD — one-yard pass from Andy Dalton — on Sept. 30 at Jacksonville ... Helped HB BenJarvus Green-Ellis lead NFL in third-and-one rushing conversions (14 in 15 attempts) ... Part of run-blocking effort for Green-Ellis to gain at least 100 yards four times in a five-game stretch (Games 10-12 and 14), with 168.2 team average in that span.

Career transactions: Signed with Cincinnati as college free agent on 4-30-09 ... Waived by Bengals on 9-5-09, then signed 9-6-09 to Bengals' practice squad ... Signed off Bengals' practice squad to Tampa Bay roster on 10-28-09 ... Waived by Buccaneers on 10-23-10 ... Signed to Cincinnati practice squad on 11-10-10 ... Signed to Bengals' roster on 12-10-10 ... Re-signed with Bengals on 3-12-12.

2012 highlights: Played Games 1-14 in No. 1 FB role, with seven starts (Games 2-4 and 7-8 and 13-14) ... Helped HB BenJarvus Green-Ellis rank first in NFL in third-and-one rushing conversions, edging Houston's Arian Foster by one (14-13), and Green-Ellis had only 15 attempts to Foster's 19 ... Helped lead blocking effort on Sept. 16 vs. Cleveland for offensive output that netted 395 yards and 34 points ... Supported blocking effort Sept. 23 at Washington that netted season-highs in yards (478) and points (38) ... Caught one-yard TD pass, first score of his career, in second quarter Sept. 30 at Jacksonville, giving Bengals the lead for good at 10-7 ... Jacksonville score was his only offensive touch on the season ... Supported blocking effort Oct. 14 at Cleveland that paved way for 438 yards of total offense ... On Nov. 11 vs. N.Y. Giants, helped offense allow no sacks for third game on the season ... Supported 189 team rushing yards on Nov. 18 at Kansas City ... Supported season-best 221 team rushing yards, with 6.5 average, on Nov. 25 vs. Oakland ... On Dec. 9 vs. Dallas, helped support blocking effort for team's 146 yards net rushing ... Suffered knee injury on Dec. 13 at Philadelphia, and was placed Dec. 15 on Reserve/Injured.

Previous seasons: 2009—Played in all four Bengals preseason games, with one rush for six yards ... On Bengals practice squad for Games 1-7 ... Signed to Tampa Bay's roster and played in seven games with three starts ... Made NFL debut in starting role for Bucs Nov. 22 vs. New Orleans. 2010—Opened season on Tampa Bay roster and played in three games before being waived ... Signed prior to Game 9 to Bengals practice squad, and signed to Bengals roster prior to Game 13 ... Helped team allow zero sacks in final three games ... Aided 38:03 possession time and 188-yard rushing output Dec. 19 vs. Cleveland, both team season bests ... Had six-yard catch Jan. 2 at Baltimore. 2011—Played in 15 games (1-13 and 15-16), and in Wild Card playoff ... Credited with 10 starts (Games 2-3, 5-10, 12 and 15) ... Inactive for Game 14, Dec. 18 at St. Louis due to knee injury ... Helped offense rank tied for fourth in NFL in fewest sacks allowed (25), and had three catches for 19 yards ... Helped team rush 32-for-171 (5.3 average) Oct. 2 vs. Buffalo, including 104 yards for HB Cedric Benson ... On Oct. 16 vs. Indianapolis, threw key block on Benson's one-yard TD run and supported pass protection that held Colts for the first time in 2011 without a sack ... Preserved Cincinnati possession in Wild Card playoff on 1-7-12 at Houston, recovering Andy Dalton fumble at Bengals 20 in first quarter.

College: In Wisconsin program for five seasons (2004-08), including '06 redshirt year when he was unable to play due to leg injury ... Aided individual RB seasons of well over 1000 yards in each of his three years of seeing significant playing time (2005 and '07-08) ... Had 4.1-yard career rushing average (25-103), and his two career catches included a TD vs. Ohio State.

Personal: Hometown is Woodbury, N.J. ... Attended Woodbury High School, where he was named South Jersey Back of the Year after rushing for 1630 yards and 22 TDs as a senior ... Also lettered in track and wrestling ... Was in National Honor Society in high school and went on to win Wisconsin's Ivan B. Williamson Scholastic Award ... In 2008, named Academic All-Big Ten and won the conference's sportsmanship award ... Spent three weeks in China in 2007 as part of an educational trip with Wisconsin School of Business.

CHRIS PRESSLEY'S STATISTICS

			RUSHING					RECEIVING					SCORING					
YEAR	TEAM	G-S	ATT	YDS	AVG	LG	TD	NO	YDS	AVG	LG	TD	TD	TD-R	TD-P	TD-Rt	2-PtC	PTS
2009	Cincinnati	0-0	DID NOT PLAY*					DID NOT PLAY*					DID NOT PLAY*					
	Tampa Bay	7-3	1	0	0.0	0	0	1	2	2.0	2	0	0	0	0	0	0	0
2010	Tampa Bay	3-0	0	0	—	—	0	0	0	—	—	0	0	0	0	0	0	0
	Cincinnati	4-0	1	0	0.0	0	0	1	6	6.0	6	0	0	0	0	0	0	0
2011	Cincinnati	15-10	0	0	—	—	0	3	19	6.3	9	0	0	0	0	0	0	0
2012	Cincinnati	14-7	0	0	—	—	0	1	1	1.0	1t	1	1	0	1	0	0	6
T.B. TOTALS		10-3	1	0	0.0	0	0	1	2	2.0	2	0	0	0	0	0	0	0
CIN. TOTALS		33-17	1	0	0.0	0	0	5	26	5.2	9	1	1	0	1	0	0	6
CAREER		43-20	2	0	0.0	0	0	6	28	4.7	9	1	1	0	1	0	0	6

		SPECIAL TEAMS								KICKOFF RETURNS						PUNT RETURNS					
YEAR	TEAM	ST	AT	TT	FF	FR-YDS	BP	BFG	BXP	NO	YDS	AVG	FC	LG	TD	NO	YDS	AVG	FC	LG	TD
2012	Cincinnati	—	—	—	—	—	—	—	—	2	15	7.5	0	8	0	—	—	—	—	—	—
CAREER		—	—	—	—	—	—	—	—	2	15	7.5	0	8	0	—	—	—	—	—	—

RECEIVING SINGLE-GAME HIGHS: RECEPTIONS—2 (for Cincinnati; 11-6-11 at Tennessee). YARDS—13 (for Cincinnati; 11-6-11 at Tennessee). LONG—9 (for Cincinnati; 11-6-11 at Tennessee). TOUCHDOWNS—1 (for Cincinnati; 9-30-12 at Jacksonville).

POSTSEASON

			RUSHING					RECEIVING					SCORING					
YEAR	TEAM	G-S	ATT	YDS	AVG	LG	TD	NO	YDS	AVG	LG	TD	TD	TD-R	TD-P	TD-Rt	2-PtC	PTS
2011	Cincinnati	1-0	0	0	—	—	0	—	—	—	—	—	—	—	—	—	—	—
2012	Cincinnati	0-0	DID NOT PLAY*					DID NOT PLAY*					DID NOT PLAY*					
CAREER		1-0	0	0	—	—	0	—	—	—	—	—	—	—	—	—	—	—

* NOTE: Pressley was on the Practice Squad for seven regular-season games with Cincinnati in 2009. He was on the Reserve/Injured list for one postseason game with Cincinnati in 2012.

QUINN, RICHARD — TE #89

Height: 6-4
Weight: 264
College: North Carolina
Experience: 5th-year player in 2013

2012 games-starts: 0-0
Career games-starts: 30-4
Born: 9-6-86
Hometown: Maple Heights, Ohio
Acquired: FA'12

Quinn bids for first Bengals on-field action in 2013 ... Signed with Cincinnati as free agent the week of '12 season opener ... On roster for 15 games and for Wild Card playoff, but was inactive for each contest ... A second-round draft pick of Denver in '09, he played in 29 games with four starts for Broncos from '09-10 ... Closed '11 season with Washington and was with Redskins through the '12 preseason ... Received All-America recognition in college at North Carolina.

Career transactions: Selected by Denver in second round of 2009 NFL Draft (64th overall) ... Signed with Broncos on 7-23-09 ... Waived by Broncos on 8-26-11 (injury settlement) ... Signed as free agent with Washington on 12-13-11 ... Waived by Redskins on 9-1-12 ... Signed as free agent with Cincinnati on 9-4-12 ... Waived by Bengals on 9-29-12 ... Re-signed with Bengals on 10-2-12 ... Re-signed with Bengals as unrestricted free agent on 3-23-13.

2012 recap: Played in all four preseason games for Washington (one catch for nine yards) ... Signed with Bengals after being waived by Redskins, and was inactive for Games 1-3 and 5-16, and for Wild Card playoff.

Previous seasons: 2009—Played 15 games as rookie with Denver (no catches) ... Had two special teams tackles ... Had special teams pass defensed to break up fake punt Dec. 6 at Kansas City ... Had 19-yard kickoff return Dec. 27 at Philadelphia. 2010—Saw action in 14 games with four starts for Denver ... One catch for nine yards on Dec. 19 at Oakland ... Tied for fifth on team in special teams tackles (eight) ... Made first career start in Denver's International Series game vs. San Francisco on Oct. 31 in London. 2011—Opened preseason with Denver ... Missed Broncos' first two preseason games due to an injury, and was waived with an injury settlement prior to the third game ... Signed on Dec. 13 with Washington as free agent ... Played (no statistics) on Dec. 18 at N.Y. Giants ... Active-DNP on Dec. 24 vs. Minnesota, and inactive on 1-1-12 at Philadelphia.

College: Played in 34 games with 20 starts at North Carolina ... Saw action in 2005 and '07-08 seasons, with a medical redshirt in '06 ... Developed into one of nation's top blocking tight ends ... Totaled 12 career receptions for 124 yards and two TDs.

Personal: Born in Huntsville, Ala. ... Attended Butler High School in Huntsville as a freshman and sophomore before moving to Maple Heights, Ohio, where he played as a junior and senior, earning all-conference and all-district honors ... Exercise and sports science major at North Carolina ... Father, Richard, was a U.S. Marine.

NOTE ABOUT NFL EXPERIENCE: Quinn was granted an accrued season toward NFL free agency in 2011 as part of an injury settlement with Denver on 8-26-11, even though he was not on a 53-player roster, a Reserve/Injured list or a Reserve/Physically Unable to Perform list for the required minimum of six games that year.

RICHARD QUINN'S STATISTICS

			RECEIVING					RUSHING					SCORING					
YEAR	TEAM	G-S	NO	YDS	AVG	LG	TD	ATT	YDS	AVG	LG	TD	TD	TD-R	TD-P	TD-Rt	2-PtC	PTS
2009	Denver	15-0	0	0	—	—	0	—	—	—	—	—	—	—	—	—	—	—
2010	Denver	14-4	1	9	9.0	9	0	—	—	—	—	—	—	—	—	—	—	—
2011	Washington	1-0	0	0	—	—	0	—	—	—	—	—	—	—	—	—	—	—
2012	Cincinnati	0-0	DID NOT PLAY*					DID NOT PLAY*					DID NOT PLAY*					
DEN. TOTALS		29-4	1	9	9.0	9	0	—	—	—	—	—	—	—	—	—	—	—
WASH. TOTALS		1-0	0	0	—	—	0	—	—	—	—	—	—	—	—	—	—	—
CIN. TOTALS		0-0	0	0	—	—	0	—	—	—	—	—	—	—	—	—	—	—
CAREER		30-4	1	9	9.0	9	0	—	—	—	—	—	—	—	—	—	—	—

		SPECIAL TEAMS								KICKOFF RETURNS						PUNT RETURNS					
YEAR	TEAM	ST	AT	TT	FF	FR-YDS	BP	BFG	BXP	NO	YDS	AVG	FC	LG	TD	NO	YDS	AVG	FC	LG	TD
2009	Denver	1	1	2	0	0-0	0	0	0	1	19	19.0	0	19	0	—	—	—	—	—	—
2010	Denver	6	2	8	0	0-0	0	0	0	0	0	—	0	—	0	—	—	—	—	—	—
CAREER		7	3	10	0	0-0	0	0	0	1	19	19.0	0	19	0	—	—	—	—	—	—

POSTSEASON

			RECEIVING					RUSHING					SCORING					
YEAR	TEAM	G-S	NO	YDS	AVG	LG	TD	ATT	YDS	AVG	LG	TD	TD	TD-R	TD-P	TD-Rt	2-PtC	PTS
2012	Cincinnati	0-0	DID NOT PLAY*					DID NOT PLAY*					DID NOT PLAY*					
CAREER		0-0	0	0	—	—	0	—	—	—	—	—	—	—	—	—	—	—

* NOTE: Quinn was inactive for 15 regular-season games and one postseason game with Cincinnati in 2012.

REY, VINCENT — LB #57

Height: 6-2
Weight: 250
College: Duke
Experience: 3rd-year player in 2013

2012 games-starts: 16-1
Career games-starts: 34-1
Born: 9-6-87
Hometown: Far Rockaway, N.Y.
Acquired: CFA'10

A 2010 Bengals college free agent signee, Rey increased his defensive role in '12 while continuing as a key special teams player ... Third on team in special teams tackles (12), and led special teams in tackles in Wild Card playoff ... Has played in every game the last two seasons.

Career transactions: Signed with Cincinnati as college free agent on 4-30-10 ... Waived on 9-4-10, then signed to Bengals' practice squad on 9-5-10 ... Signed to Bengals' roster on 12-8-10 ... Re-signed with Bengals on 3-12-12 ... Re-signed with Bengals as exclusive-rights player on 4-3-13.

2012 highlights: Made one start at WLB and recorded 18 tackles for the season, with one sack and one pass defensed ... His 12 special teams tackles trailed only Dan Skuta (17) and Jeromy Miles (15) ... Started Sept. 16 vs. Cleveland at WLB, replacing injured Thomas Howard, and finished second on team in tackles (nine) ... Four tackles Sept. 23 at Washington ... Recorded one tackle on defense and one on special teams Sept. 30 at Jacksonville ... Tied for the team lead in special teams tackles (two) Oct. 21 vs. Pittsburgh ... Led special teams with three tackles Dec. 30 vs. Baltimore ... Played in all four preseason games, logging 16 tackles (third on team) and three special teams tackles ... Led team with three special teams tackles in Wild Card playoff on 1-5-13 at Houston.

Previous seasons: 2010—Played in all five preseason games for Bengals and tied for third on team in tackles (15) ... Opened season on practice squad, and signed to Bengals' roster the week of Game 13 ... Inactive for Games 13-14, and played in Games 15-16, with two special teams tackles ... Made NFL debut in upset win Dec. 26 vs. San Diego, recording two special teams tackles. 2011—Finished fifth on special teams with nine tackles ... Two special teams tackles Sept. 11 at Cleveland ... Two special teams tackles Oct. 16 vs. Indianapolis ... Tied for special teams lead with two tackles Oct. 30 at Seattle ... Played in all four preseason games and tied for second on team in tackles (13).

College: Played four seasons (2006-09) at Duke, seeing action in 48 games with 35 starts ... A two-year team captain, he left Blue Devils ranked ninth in program history in tackles (330) ... Averaged 106 tackles per year over his last three seasons ... Set school record with three fumble returns for TDs, and also had 28 tackles for loss, 5.5 sacks and three INTs.

Personal: Hometown is Far Rockaway, N.Y. ... Attended Bayside High School, and later spent one season at Mercersburg (Pa.) Academy ... In 2009, earned a University Scholar Athlete award from the National Football Foundation and College Hall of Fame ... Last name is pronounced "RAY."

NOTE ABOUT NFL EXPERIENCE: Rey did not earn an accrued year of experience toward NFL free agency in 2010 because he was not on a 53-player roster, a Reserve/Injured list or a Reserve/Physically Unable to Perform list for the required minimum of six games that year.

VINCENT REY'S STATISTICS

			DEFENSE							INTERCEPTIONS					SCORING				
YEAR	TEAM	G-S	ST	AT	TT	SKS-YDS	PD	FF	FR-YDS	NO	YDS	AVG	LG	TD	TD	TD-IntRt	TD-FRRt	S	PTS
2010	Cincinnati	2-0	0	0	0	0-0	0	0	0-0	—	—	—	—	—	—	—	—	—	—
2011	Cincinnati	16-0	0	0	0	0-0	0	0	0-0	—	—	—	—	—	—	—	—	—	—
2012	Cincinnati	16-1	10	8	18	1-8	1	0	0-0	—	—	—	—	—	—	—	—	—	—
CAREER		34-1	10	8	18	1-8	1	0	0-0	—	—	—	—	—	—	—	—	—	—

		SPECIAL TEAMS								KICKOFF RETURNS						PUNT RETURNS					
YEAR	TEAM	ST	AT	TT	FF	FR-YDS	BP	BFG	BXP	NO	YDS	AVG	FC	LG	TD	NO	YDS	AVG	FC	LG	TD
2010	Cincinnati	1	1	2	0	0-0	0	0	0	—	—	—	—	—	—	—	—	—	—	—	—
2011	Cincinnati	5	4	9	0	0-0	0	0	0	—	—	—	—	—	—	—	—	—	—	—	—
2012	Cincinnati	8	4	12	0	0-0	0	0	0	—	—	—	—	—	—	—	—	—	—	—	—
CAREER		14	9	23	0	0-0	0	0	0	—	—	—	—	—	—	—	—	—	—	—	—

POSTSEASON

			DEFENSE							INTERCEPTIONS					SCORING				
YEAR	TEAM	G-S	ST	AT	TT	SKS-YDS	PD	FF	FR-YDS	NO	YDS	AVG	LG	TD	TD	TD-IntRt	TD-FRRt	S	PTS
2011	Cincinnati	1-0	0	0	0	0-0	0	0	0-0	—	—	—	—	—	—	—	—	—	—
2012	Cincinnati	1-0	0	0	0	0-0	0	0	0-0	—	—	—	—	—	—	—	—	—	—
CAREER		2-0	0	0	0	0-0	0	0	0-0	—	—	—	—	—	—	—	—	—	—

2012 REGULAR-SEASON GAME-BY-GAME

		DEFENSE								INTERCEPTIONS				
DATE	OPPONENT	ST	AT	TT	SKS-YDS	INT-YDS	PD	FF	FR-YDS	NO	YDS	AVG	LG	TD
9-10	at Baltimore	0	0	0	0-0	0-0	0	0	0-0	—	—	—	—	—
9-16	CLEVELAND	4	5	9	1-8	0-0	0	0	0-0	—	—	—	—	—
9-23	at Washington	3	1	4	0-0	0-0	1	0	0-0	—	—	—	—	—
9-30	at Jacksonville	1	0	1	0-0	0-0	0	0	0-0	—	—	—	—	—
10-7	MIAMI	0	1	1	0-0	0-0	0	0	0-0	—	—	—	—	—
10-14	at Cleveland	0	0	0	0-0	0-0	0	0	0-0	—	—	—	—	—
10-21	PITTSBURGH	0	0	0	0-0	0-0	0	0	0-0	—	—	—	—	—
10-28	— BYE —													
11-4	DENVER	0	0	0	0-0	0-0	0	0	0-0	—	—	—	—	—
11-11	N.Y. GIANTS	1	0	1	0-0	0-0	0	0	0-0	—	—	—	—	—
11-18	at Kansas City	0	1	1	0-0	0-0	0	0	0-0	—	—	—	—	—
11-25	OAKLAND	0	0	0	0-0	0-0	0	0	0-0	—	—	—	—	—
12-2	at San Diego	0	0	0	0-0	0-0	0	0	0-0	—	—	—	—	—
12-9	DALLAS	0	0	0	0-0	0-0	0	0	0-0	—	—	—	—	—
12-13	at Philadelphia	0	0	0	0-0	0-0	0	0	0-0	—	—	—	—	—
12-23	at Pittsburgh	1	0	1	0-0	0-0	0	0	0-0	—	—	—	—	—
12-30	BALTIMORE	0	0	0	0-0	0-0	0	0	0-0	—	—	—	—	—
TOTALS		10	8	18	1-8	0-0	1	0	0-0	—	—	—	—	—

		SPECIAL TEAMS								KICKOFF RETURNS						PUNT RETURNS					
DATE	OPPONENT	ST	AT	TT	FF	FR-YDS	BP	BFG	BXP	NO	YDS	AVG	FC	LG	TD	NO	YDS	AVG	FC	LG	TD
9-10	at Baltimore	0	1	1	0	0-0	0	0	0	—	—	—	—	—	—	—	—	—	—	—	—
9-16	CLEVELAND	1	0	1	0	0-0	0	0	0	—	—	—	—	—	—	—	—	—	—	—	—
9-23	at Washington	1	0	1	0	0-0	0	0	0	—	—	—	—	—	—	—	—	—	—	—	—
9-30	at Jacksonville	1	0	1	0	0-0	0	0	0	—	—	—	—	—	—	—	—	—	—	—	—
10-7	MIAMI	0	0	0	0	0-0	0	0	0	—	—	—	—	—	—	—	—	—	—	—	—
10-14	at Cleveland	1	0	1	0	0-0	0	0	0	—	—	—	—	—	—	—	—	—	—	—	—
10-21	PITTSBURGH	2	0	2	0	0-0	0	0	0	—	—	—	—	—	—	—	—	—	—	—	—
10-28	— BYE —																				
11-4	DENVER	0	0	0	0	0-0	0	0	0	—	—	—	—	—	—	—	—	—	—	—	—
11-11	N.Y. GIANTS	0	0	0	0	0-0	0	0	0	—	—	—	—	—	—	—	—	—	—	—	—
11-18	at Kansas City	1	1	2	0	0-0	0	0	0	—	—	—	—	—	—	—	—	—	—	—	—
11-25	OAKLAND	0	0	0	0	0-0	0	0	0	—	—	—	—	—	—	—	—	—	—	—	—
12-2	at San Diego	0	0	0	0	0-0	0	0	0	—	—	—	—	—	—	—	—	—	—	—	—
12-9	DALLAS	0	0	0	0	0-0	0	0	0	—	—	—	—	—	—	—	—	—	—	—	—
12-13	at Philadelphia	0	0	0	0	0-0	0	0	0	—	—	—	—	—	—	—	—	—	—	—	—
12-23	at Pittsburgh	0	0	0	0	0-0	0	0	0	—	—	—	—	—	—	—	—	—	—	—	—
12-30	BALTIMORE	1	2	3	0	0-0	0	0	0	—	—	—	—	—	—	—	—	—	—	—	—
TOTALS		8	4	12	0	0-0	0	0	0	—	—	—	—	—	—	—	—	—	—	—	—

ROBINSON, TREVOR — C/G #66

Height: 6-5
Weight: 300
College: Notre Dame
Experience: 2nd-year player in 2013

2012 games-starts: 13-7
Career games-starts: 13-7
Born: 5-16-90
Hometown: Elkhorn, Neb.
Acquired: CFA'12

Robinson was a significant contributor as a college free agent in 2012 and will bid for more time in '13 ... One of just two CFAs who made Bengals' Week 1 roster in '12, and he wound up starting seven games ... Helped HB BenJarvus Green-Ellis lead NFL in third-and-one rushing conversions (14), with Green-Ellis failing to convert only once ... Part of run-blocking effort for Green-Ellis to gain at least 100 yards four times in a five-game stretch (Games 10-12 and 14), with 168.2 team average in that span ... Originally took over starting C job as injury replacement for veteran Jeff Faine, but kept job after Faine returned ... Yielded starting job to vet Kyle Cook after Cook returned from Reserve/Injured list.

Career transactions: Signed with Cincinnati as a college free agent on 5-4-12.

2012 general: Played in Games 3-14 and 16, with seven starts (Games 8-14). ... Active-DNP in Games 1-2, and was active-DNP in Game 15 as veteran Kyle Cook re-took starting C job ... Helped HB BenJarvus Green-Ellis rank first in NFL in third-and-one rushing conversions, edging Houston's Arian Foster by one (14-13), and Green-Ellis had only 15 attempts to Foster's 19.

2012 game-by-game: Saw action at C for one series Oct. 14 at Cleveland ... Played extensively at C on Oct. 21 vs. Pittsburgh, due to injury to Jeff Faine ... Logged first career start on Nov. 4 vs. Denver, replacing injured Faine, but left game late in the first half with a hamstring injury of his own ... In start Nov. 11 vs. N.Y. Giants, helped offense allow no sacks for third game of the season ... Supported 189 team rushing yards Nov. 18 at Kansas City ... Supported season-best 221 rushing yards on Nov. 25 vs. Oakland, with 6.5 yard average ... On Dec. 2 at San Diego, supported third straight 100-yard rushing game for BenJarvus Green-Ellis (25-118) and helped lead pass protection that allowed only one sack for zero yards ... On Dec. 9 vs. Dallas, helped support blocking effort for team's 146 yards net rushing ... In Thursday night win Dec. 13 at Philadelphia, aided rushing effort of 41-for-157 (3.8) and season-best 37:40 possession time, with Green-Ellis (106) becoming only second player in Bengals history to get four 100-yard rushing totals in span of five team games. ... Split time at C with Kyle Cook on Dec. 30 vs. Baltimore ... Active-DNP for Wild Card playoff on 1-5-13 at Houston ... Played in all four preseason games, with a start in fourth game at C in place of injured Kyle Cook.

College: Primarily a guard at Notre Dame, he played in 48 games with 40 starts over four seasons (2008-11) ... Started every game in his junior and senior seasons, helping the Irish offensive line to the two most successful pass-protecting efforts of the last decade ... As a senior, helped lead blocking effort for offense that averaged 413 yards per game, including 160.4 rushing ... Started 11 games as a sophomore, helping the blocking effort for Irish offense that four times rushed for more than 150 yards, and eight times passed for more than 300 yards ... Played in 11 games as a freshman, starting three times, making him only the fifth Notre Dame freshman to ever start a game on the offensive line.

Personal: Hometown is Elkhorn, Neb. ... Attended Elkhorn (Neb.) High School, where he was named first-team All-America by USA Today as a senior ... Earned first-team all-state honors at Elkhorn as a junior and senior ... Also played defensive line in high school ... Helped lead Elkhorn to a state runner-up finish during his junior season ... Was a management/consulting major at Notre Dame.

TREVOR ROBINSON'S STATISTICS

GAMES-STARTS

YEAR	TEAM	GAMES	STARTS
2012	Cincinnati	13	7
CAREER		13	7

POSTSEASON

GAMES-STARTS

YEAR	TEAM	GAMES	STARTS
2012	Cincinnati	*DID NOT PLAY	
CAREER		0	0

* NOTE: Robinson was active/did not play for one postseason game with Cincinnati in 2012.

ROBINSON, ZAC — QB #5

Height: 6-3
Weight: 208
College: Oklahoma State
Experience: 2nd-year player in 2013

2012 games-starts: 0-0
Career games-starts: 0-0
Born: 9-29-86
Hometown: Littleton, Colo.
Acquired: FA'11

Former New England draft pick looks to crack roster during 2013 QB competition in training camp ... Was No. 3 QB in '12 preseason and spent regular season on practice squad ... Also spent 2011 on Bengals practice squad ... Spent time on Seattle and Detroit rosters in 2010.

Career transactions: Selected by New England in seventh round of 2010 NFL Draft (250th overall) ... Signed with Patriots on 7-21-10 ... Waived by Patriots on 9-4-10 ... Signed to Seattle practice squad on 9-6-10 ... Signed to Seahawks' roster on 11-6-10 ... Waived by Seahawks on 11-8-10, and acquired on waivers by Detroit on 11-9-10 ... Waived by Lions on 9-3-11 ... Signed to Cincinnati practice squad on 9-6-11 ... Signed to Bengals' roster on 1-9-12 ... Waived by Bengals on 8-31-12, then signed 9-1-12 to Bengals' practice squad ... Signed to Bengals' roster on 1-7-13.

2012 recap: Played in all four preseason games, passing 26-for-37, for 236 yards, with one INT (76.0 rating) ... Spent the full regular season on Bengals practice squad after being waived in final preseason roster cuts.

Previous seasons: 2010—Spent the preseason with New England, before spending regular-season time on Seattle and Detroit rosters ... Active-DNP in one game with Seattle (Game 9), and active-DNP for two games (Games 12-13) with Detroit ... Inactive for Detroit in Games 10-12 and 14-16. 2011—Opened training camp with Detroit and played in all four of the Lions' preseason games, passing nine-for-15 (60.0 percent) for 91 yards, one TD and no INTs ... Waived by the Lions during their final cuts, then signed to the Bengals' practice squad ... Spent the entire season and postseason on the Bengals' practice squad.

College: Played four seasons at Oklahoma State (2006-09; was redshirted in '05) and set record as school's all-time leader in passing yards (8317) and total offense (10,175) ... Had 88 total TDs (66 passing, 22 rushing) ... Took over as the team's starter as a sophomore in second game, and set the school record for total offense in a season (3671 yards — 847 rushing and 2824 passing).

Personal: Hometown is Littleton, Colorado ... Attended Chatfield High School, where he starred at QB and played some at WR ... Earned degree from Oklahoma State in business management, with minor in marketing ... Favorite hobby "by far" is golf ... Also enjoys video games and movies.

NOTE ABOUT NFL EXPERIENCE: Robinson did not earn an accrued year of experience toward NFL free agency in 2011 or '12 because he was not on a 53-player roster, a Reserve/Injured list or a Reserve/Physically Unable to Perform list for the required minimum of six games in either year.

ZAC ROBINSON'S STATISTICS

			PASSING											
YEAR	TEAM	G-S	ATT	CMP	CMP%	YDS	YDS/ATT	TD	TD%	INT	INT%	LG	SKD-YDS	RAT
2010	Seattle	0-0	DID NOT PLAY*											
	Detroit	0-0	DID NOT PLAY*											
2011	Cincinnati	0-0	DID NOT PLAY*											
2012	Cincinnati	0-0	DID NOT PLAY*											
SEA. TOTALS		0-0	0	0	—	0	—	0	—	0	—	—	0-0	—
DET. TOTALS		0-0	0	0	—	0	—	0	—	0	—	—	0-0	—
CIN. TOTALS		0-0	0	0	—	0	—	0	—	0	—	—	0-0	—
CAREER		0-0	0	0	—	0	—	0	—	0	—	—	0-0	—

POSTSEASON

			PASSING											
YEAR	TEAM	G-S	ATT	CMP	CMP%	YDS	YDS/ATT	TD	TD%	INT	INT%	LG	SKD-YDS	RAT
2011	Cincinnati	0-0	DID NOT PLAY*											
2012	Cincinnati	0-0	DID NOT PLAY*											
CAREER		0-0	0	0	—	0	—	0	—	0	—	—	0-0	—

* NOTE: In 2010 with Seattle, Robinson was on the Practice Squad for seven regular-season games, and he was active/did not play for one regular-season game. Also in 2010, he was inactive for six regular-season games and was active/did not play for two regular-season games with Detroit. Robinson was not with Seattle for its 2010 Wild Card and Divisional playoffs (he was with Detroit at the time) and therefore has no '10 postseason statistics. In 2011, he was on the Practice Squad for 16 regular-season games and one postseason game with Cincinnati. In 2012, he was on the Practice Squad for 16 regular-season games and one postseason game with Cincinnati.

ROGERS, TAVEON — WR #83

Height: 5-11
Weight: 200
College: New Mexico State
Experience: 2nd-year player in 2013

2012 games-starts: 0-0
Career games-starts: 0-0
Born: 8-17-90
Hometown: Lancaster, Calif.
Acquired: CFA'12

Rogers bids for first Bengals on-field action in 2013 ... Was on Bengals' Reserve/Injured list as a rookie last year, due to shoulder injury suffered in training camp ... Opened camp at WR, but later was moved to CB ... Has returned to WR for 2013.

Career transactions: Signed with Cincinnati as a college free agent on 5-2-12.

2012 recap: Played in preseason games 1-3 and recorded three tackles ... Placed Aug. 24 on Reserve/Injured list, due to shoulder injury suffered on Aug. 23 vs. Green Bay.

College: Played two seasons (2010-11) at New Mexico State after transferring from junior college ... Played WR and KR in 23 of possible 24 games at NMSU, with 71 career catches for 1254 yards (17.7 average) ... Averaged 26.6 yards on 100 KORs, and returned three kickoffs for TDs as senior ... Scored 14 TDs, 11 receiving and three on kick returns ... As senior, earned second-team All-WAC honors as receiver and first-team honors as all-around special teams contributor ... Set school single-game record as a junior with 219 KOR return yards vs. Kansas ... Spent 2010 season at Antelope Valley College (Lancaster, Calif.) and caught 26 passes for 517 yards and six TDs, earning second-team all-conference ... Spent the 2008 season at the College of the Canyons (Santa Clarita, Calif.) and had six kickoff returns for 242 yards (40.3-yard average), including 91-yard TD.

Personal: Hometown is Lancaster, Calif. ... Attended Lancaster High School, where he played both running back and wide receiver and was named team's MVP in junior and senior seasons ... Also a prep track standout ... Majored in criminal justice at New Mexico State ... First name is pronounced "TAY-vee-ahn."

TAVEON ROGERS' STATISTICS

			DEFENSE							INTERCEPTIONS					SCORING				
YEAR	TEAM	G-S	ST	AT	TT	SKS-YDS	PD	FF	FR-YDS	NO	YDS	AVG	LG	TD	TD	TD-IntRt	TD-FRRt	S	PTS
2012	Cincinnati	0-0	DID NOT PLAY*							DID NOT PLAY*					DID NOT PLAY*				
CAREER		0-0	0	0	0	0-0	0	0	0-0	—	—	—	—	—	—	—	—	—	—

POSTSEASON

			DEFENSE							INTERCEPTIONS					SCORING				
YEAR	TEAM	G-S	ST	AT	TT	SKS-YDS	PD	FF	FR-YDS	NO	YDS	AVG	LG	TD	TD	TD-IntRt	TD-FRRt	S	PTS
2012	Cincinnati	0-0	DID NOT PLAY*							DID NOT PLAY*					DID NOT PLAY*				
CAREER		0-0	0	0	0	0-0	0	0	0-0	—	—	—	—	—	—	—	—	—	—

* NOTE: Rogers was on the Reserve/Injured list for 16 regular-season games and one postseason game with Cincinnati in 2012.

ROLAND, DENNIS — OT/G #74

Height: 6-9
Weight: 315
College: Georgia
Experience: 6th-year player in 2013

2012 games-starts: 16-2
Career games-starts: 66-30
Born: 3-10-83
Hometown: Bolivar, Mo.
Acquired: FA'08

Big-wingspan lineman has played in every Bengals game since 2009 ... Lines up as "move tight end" when offense employs formations with an extra blocker ... Helped HB BenJarvus Green-Ellis lead NFL in third-and-one rushing conversions (14), with Green-Ellis failing to convert only once ... Part of run-blocking effort for Green-Ellis to gain at least 100 yards four times in a five-game stretch (Games 10-12 and 14), with 168.2 team average in that span ... In starting ROT role for much of 2009-10 ... Has logged 68 games and 31 starts (including postseason) since entering NFL in 2006 as a college free agent with Dallas.

Career transactions: Signed with Dallas as college free agent on 5-4-06 ... Waived by Cowboys on 9-2-06 ... Signed 9-3-06 to Tampa Bay practice squad ... Signed 1-1-07 to Buccaneers' roster ... Waived by Buccaneers on 9-1-07, then signed to Buccaneers' practice squad on 9-2-07 ... Signed to Buccaneers roster on 10-3-07 ... Waived by Buccaneers on 10-20-07, then signed to Buccaneers' practice squad on 10-24-07 ... Signed to Buccaneers' roster on 1-8-08 ... Waived by Buccaneers on 8-30-08 ... Signed to Cincinnati practice squad on 9-3-08 ... Released from Bengals' practice squad on 9-11-08 ... Re-signed to Bengals' practice squad on 9-16-08 ... Signed to Bengals' roster on 11-19-08 ... Re-signed with Bengals as exclusive rights player on 3-29-10 ... Re-signed with Bengals as unrestricted free agent on 4-10-12 ... Re-signed with Bengals as unrestricted free agent on 3-22-13.

2012 highlights: Played in all 16 games, with two starts (Games 5 and 7) when team opened game in rushing formation ... Also played in Wild Card playoff ... On Sept. 16 vs. Cleveland, helped lead blocking effort for offensive output that netted 375 yards and 34 points ... Supported blocking effort Sept. 23 at Washington that netted season highs in yards (478) and points (38) ... Contributed to 382-yard output Sept. 30 at Jacksonville, with offense allowing no sacks ... Supported blocking effort Oct. 14 at Cleveland that paved way for 438 yards of total offense ... On Nov. 11 vs. N.Y. Giants, helped offense allow no sacks for third game on the season ... Supported 189 team rushing yards on Nov. 18 at Kansas City ... Supported season-best 221 rushing yards on Nov. 25 vs. Oakland, with 6.5-yard average ... On Dec. 2 at San Diego, supported third straight 100-yard rushing game for BenJarvus Green-Ellis (25-118) and helped lead pass protection that allowed only one sack for zero yards ... On Dec. 9 vs. Dallas, helped support blocking effort for team's 146 yards net rushing ... In Thursday night win Dec. 13 at Philadelphia, aided rushing effort of 41-for-157 (3.8) and season-best 37:40 possession time, with Green-Ellis (106) becoming only second player in Bengals history to get four 100-yard rushing totals in span of five team games.

Previous seasons: 2006—Spent preseason with Dallas, then was signed to Tampa Bay's practice squad, where he spent the full season. 2007—Opened training camp with Tampa Bay ... On Bucs roster for two games, Oct. 7 at Indianapolis and Oct. 14 vs. Tennessee, between stints on Bucs practice squad. 2008—Opened preseason with Tampa Bay ... Waived during final cuts, then spent Games 1-10 on Bengals practice squad ... Signed to Bengals active roster and was active-DNP for Games 11-14 ... Made NFL debut on Dec. 21 at Cleveland, subbing in fourth quarter for injured Stacy Andrews at ROT ... Started in place of Andrews on Dec. 28 vs. Kansas City, and in the victory, he aided season-best team totals of 204 rushing yards and 37:39 possession time. 2009—Played in every Bengals game with 12 starts (nine at ROT; three at TE), and also started Wild Card playoff ... Helped AFC North champions finish ninth in NFL rushing (128.5 yards per game), including a team-record of eight games of 100 or more yards by individual backs ... On Oct. 11 at Baltimore, helped HB Cedric Benson (27-for-120) become first player in 40 games to rush for 100 yards against Ravens ... Helped Benson rush for a career-high 189 yards Oct. 25 vs. Chicago, while also aiding a sack-free performance ... Supported Benson for Bengals postseason-record 169 rushing yards in Wild Card playoff on 1-9-10 vs. N.Y. Jets. 2010—Played in every Bengals game, with 12 starts (nine at ROT and three as second TE) ... Helped offense allow no sacks over final three games ... Supported 144 rushing yards by Cedric Benson Oct. 10 vs. Tampa Bay, and helped Benson rush for 124 Nov. 21 vs. Buffalo ... Aided 38:03 possession time and 188-yard team rushing output Dec. 19 vs. Cleveland, both season bests. 2011—Played in all 16 games and in Wild Card playoff ... Helped offense rank tied for fourth in NFL in fewest sacks allowed (25) ... Saw action with first offense on selected plays as an extra TE, and also played on special teams ... Credited with three starts (Games 6, 9 and 11), when team opened game in rushing formation ... On Oct. 16 vs. Indianapolis, supported pass-protection effort that held Colts for the first time on the season without a sack.

College: Played all 25 games and started 24 over his final two seasons at Georgia ... Named SEC Offensive Lineman of the Week for his play as a senior vs. South Carolina ... Started SEC Championship Game and Capital One Bowl as a sophomore.

Personal: Hometown is Bolivar, Mo. ... Attended Bolivar High School, where he earned All-Central Ozark Conference honors on offense and defense ... Also lettered in basketball as a prep junior ... Married (wife Kristy), with two sons, Hayden and Caleb ... Earned sociology degree from Georgia ... Has worked with underprivileged youth at Gatorade Junior Training Camp ... Hobbies include golfing, fishing and reading.

NOTE ABOUT NFL EXPERIENCE: Roland did not earn an accrued year of experience toward NFL free agency in 2006 or '07 because he was not on a 53-player roster, a Reserve/Injured list or a Reserve/Physically Unable to Perform list for the required minimum of six games in either year.

DENNIS ROLAND'S STATISTICS

GAMES-STARTS

YEAR	TEAM	GAMES	STARTS
2006	Tampa Bay	*DID NOT PLAY	
2007	Tampa Bay	*DID NOT PLAY	
2008	Cincinnati	2	1
2009	Cincinnati	16	12
2010	Cincinnati	16	12
2011	Cincinnati	16	3
2012	Cincinnati	16	2
T.B. TOTALS		0	0
CIN. TOTALS		66	30
CAREER		66	30

POSTSEASON

GAMES-STARTS

YEAR	TEAM	GAMES	STARTS
2009	Cincinnati	1	1
2011	Cincinnati	1	0
2012	Cincinnati	1	0
CAREER		3	1

* NOTE: Roland was on the Practice Squad for 16 regular-season games with Tampa Bay in 2006. In 2007, he was on the Buccaneers' Practice Squad for 13 regular-season games, and he was inactive for two regular-season games. He was not with Tampa Bay for its 2007 Wild Card playoff and therefore has no '07 postseason statistics.

ROUNDTREE, ROY — WR #86

Height: 6-1
Weight: 180
College: Michigan
Experience: Rookie in 2013

2012 games-starts: 0-0
Career games-starts: 0-0
Born: 3-7-89
Hometown: Trotwood, Ohio
Acquired: CFA'13

College free agent signee lettered four years at Michigan (2009-12), totaling 154 receptions for 2304 yards and 15 TDs ... Ranks sixth in Michigan history in career receptions and receiving yardage, and also holds school's single-game receiving yardage record (246).

Career transactions: Signed with Cincinnati as college free agent on 4-30-13.

More college highlights: Played in 50 games over four seasons at Michigan, with 42 starts, including 37 consecutively. 2012—All-Big 10 honorable mention as a senior, totaling 31 receptions, 580 yards and three TDs ... On Nov. 10 vs. Northwestern, his season-high 139 yards included 53-yarder in final seconds which set up tying FG, and Wolverines went on to win in overtime. 2011—Totaled 19 receptions for 355 yards and two TDs as a junior, as team transitioned to a new offensive system due to coaching change ... In 35-31 win on Sept. 10 vs. Notre Dame, caught 16-yard game-winning TD pass from Denard Robinson with :02 remaining. 2010—As a sophomore, logged career highs in receptions (72), receiving yards (935) and TDs (seven), earning second-team All-Big 10 honors ... On Nov. 6 vs. Illinois, his 246 receiving yards set a school record, shattering previous mark of 197, which had stood for 44 years ... Had career-long 76-yard reception in the Illinois game, and scored career-best two TDs. 2009—As a freshman, totaled 32 receptions for 434 yards and three TDs ... Caught game-tying TD pass from Tate Forcier with :09 remaining vs. Michigan State. 2008—Redshirted as true freshman.

High school: Played his final two seasons at Trotwood (Ohio) Madison High School, after starting at Belmont High School in Dayton ... Played WR and CB in prep ranks, and earned all-state honors as a senior ... Career totals of 165 catches for 2637 yards and 28 TDs ... Had six INTs as a CB for Belmont in 2005.

Personal: Hometown is Trotwood, Ohio ... Majored in general studies at Michigan.

SANU, MOHAMED — WR #12

Height: 6-2
Weight: 210
College: Rutgers
Experience: 2nd-year player in 2013

2012 games-starts: 9-3
Career games-starts: 9-3
Born: 8-22-89
Hometown: South Brunswick, N.J.
Acquired: D3a'12

Sanu is a player to watch as Bengals open 2013, having caught the eye of fans and media with a promising rookie season ... A tough and versatile player, the third-round draft pick played in nine games, increasing his contribution as the season progressed ... His rise was abruptly halted on Nov. 29 by a season-ending injury in practice — a small foot fracture — but he was back to 100 percent in time for all offseason team activities ... Had four TD receptions in his nine games ... Also an occasional threat as a rusher or passer, he authored one of the signature plays of the Bengals season on Sept. 23 at Washington, when he took a direct snap in Wildcat formation and threw a 73-yard TD pass to A.J. Green, hitting Green on stride with a ball that was in the air for 50 yards ... Was a starter in his last two games before suffering foot injury.

Career transactions: Selected by Cincinnati in the third round of the 2012 NFL Draft (83rd overall) ... Signed with Bengals on 6-11-12.

2012 general: Played Games 1, 3-5 and 7-11, before being placed Dec. 4 on Reserve/Injured list (foot) ... Active-DNP for Game 2 ... Inactive for Game 6 ... Started Games 10-11 ... Totaled 16 receptions for 154 yards and four TDs, five rushes for 15 yards, and had a 73-yard TD pass ... Also contributed on special teams, with two tackles.

2012 game-by-game: On Sept. 23 at Washington, started game as "Wildcat" QB, faked a handoff, and then hit WR A.J. Green in stride for 73-yard TD pass on game's first scrimmage play ... Pass to Green was longest by an NFL player on first career attempt since 2003, when Pittsburgh P Josh Miller completed 81-yarder ... Two-for-29 receiving Dec. 4 vs. Denver, including a 34-yarder ... Four-for-47 receiving Nov. 11 vs. N.Y. Giants, with first career TD catch (10 yards), and also added a three-yard rush to convert a third down ... Also vs. Giants, tied for lead in special teams tackles (two) ... On Nov. 18 at Kansas City, his two-for-22 receiving included a 14-yard TD in fourth quarter that was final score of the Bengals' 28-6 victory ... Led the team with five receptions (for 29 yards) on Nov. 25 vs. Oakland, scoring on first-half throws of two and five yards that extended Bengals lead to 21-0, and his first TD came on impressive one-handed catch near end-zone sideline ... Played in all four preseason games and led the team in receptions (12), while finishing second in receiving yards (105), with one TD.

College: Played three seasons (2009-11) at Rutgers, catching Big East-record 210 passes, for 2263 yards and 12 TDs ... Played in 38 games, with 37 starts ... Passed for 207 yards with four TDs and no INTs during his career, and rushed for 653 yards and nine scores .. Opted to enter draft after his junior season ... Scorched defenses for 115 receptions in '11, shattering Larry Fitzgerald's Big East record of 92 for Pitt in 2003 ... Broke conference career receptions record of 207 set for Rutgers by former Bengal Brian Leonard (from 2003-06) ... As a senior helped Scarlet Knights to 9-4 record with Pinstripe Bowl win over Iowa State ... His 16 receptions vs. Ohio in 2011 set a Big East single-game mark, and his 13 catches against both North Carolina and Army tied for second-most.

Personal: Hometown is South Brunswick, N.J. ... Attended South Brunswick High School, where he played S, WR and QB, and he also punted during each of his three varsity seasons ... Because he turned 19 prior to his senior season, he was ineligible to play under state rules, and he was limited to practice work throughout the full 2008 campaign ... In 2007, he passed for 900 yards and rushed for 700 on offense, and he had 90 tackles with five INTs on defense as South Brunswick gained its first playoff berth in nearly 40 years ... Labor studies major at Rutgers ... His parents are both natives of the West African nation of Sierra Leone ... Last name is pronounced "suh-NOO."

MOHAMED SANU'S STATISTICS

			RECEIVING					RUSHING					SCORING					
YEAR	TEAM	G-S	NO	YDS	AVG	LG	TD	ATT	YDS	AVG	LG	TD	TD	TD-R	TD-P	TD-Rt	2-PtC	PTS
2012	Cincinnati	9-3	16	154	9.6	34	4	5	15	3.0	7	0	4	0	4	0	0	24
CAREER		9-3	16	154	9.6	34	4	5	15	3.0	7	0	4	0	4	0	0	24

		PASSING											
YEAR	TEAM	ATT	CMP	CMP%	YDS	YDS/ATT	TD	TD%	INT	INT%	LG	SKD-YDS	RAT
2012	Cincinnati	1	1	100.0	73	73.0	1	100.0	0	0.0	73t	0-0	158.3
CAREER		1	1	100.0	73	73.0	1	100.0	0	0.0	73t	0-0	158.3

		SPECIAL TEAMS								KICKOFF RETURNS						PUNT RETURNS					
YEAR	TEAM	ST	AT	TT	FF	FR-YDS	BP	BFG	BXP	NO	YDS	AVG	FC	LG	TD	NO	YDS	AVG	FC	LG	TD
2012	Cincinnati	2	0	2	0	0-0	0	0	0	—	—	—	—	—	—	—	—	—	—	—	—
CAREER		2	0	2	0	0-0	0	0	0	—	—	—	—	—	—	—	—	—	—	—	—

RECEIVING SINGLE-GAME HIGHS: RECEPTIONS—5 (11-25-12 vs. Oakland). YARDS—47 (11-11-12 vs. N.Y. Giants). LONG—34 (11-4-12 vs. Denver). TOUCHDOWNS—2 (11-25-12 vs. Oakland).

RUSHING SINGLE-GAME HIGHS: ATTEMPTS—2 (11-18-12 at Kansas City). YARDS—7 (10-21-12 vs. Pittsburgh). LONG—7 (10-21-12 vs. Pittsburgh). TOUCHDOWNS—(none).

POSTSEASON

			RECEIVING					RUSHING					SCORING					
YEAR	TEAM	G-S	NO	YDS	AVG	LG	TD	ATT	YDS	AVG	LG	TD	TD	TD-R	TD-P	TD-Rt	2-PtC	PTS
2012	Cincinnati	0-0	DID NOT PLAY*					DID NOT PLAY*					DID NOT PLAY*					
CAREER		0-0	0	0	—	—	0	—	—	—	—	—	—	—	—	—	—	—

* NOTE: Sanu was on the Reserve/Injured list for one postseason game with Cincinnati in 2012.

2012 REGULAR-SEASON GAME-BY-GAME

		RECEIVING					RUSHING				
DATE	OPPONENT	NO	YDS	AVG	LG	TD	ATT	YDS	AVG	LG	TD
9-10	at Baltimore	0	0	—	—	0	0	0	—	—	0
9-16	CLEVELAND	DID NOT PLAY					DID NOT PLAY				
9-23	at Washington	0	0	—	—	0	0	0	—	—	0
9-30	at Jacksonville	0	0	—	—	0	0	0	—	—	0
10-7	MIAMI	0	0	—	—	0	0	0	—	—	0
10-14	at Cleveland	INACTIVE					INACTIVE				
10-21	PITTSBURGH	3	27	9.0	17	0	1	7	7.0	7	0
10-28	— BYE —										
11-4	DENVER	2	29	14.5	34	0	0	0	—	—	0
11-11	N.Y. GIANTS	4	47	11.8	15	1	1	3	3.0	3	0
11-18	at Kansas City	2	22	11.0	14t	1	2	0	0.0	4	0
11-25	OAKLAND	5	29	5.8	11	2	1	5	5.0	5	0
12-2	at San Diego	INACTIVE					INACTIVE				
12-9	DALLAS	RESERVE / INJURED					RESERVE / INJURED				
12-13	at Philadelphia	RESERVE / INJURED					RESERVE / INJURED				
12-23	at Pittsburgh	RESERVE / INJURED					RESERVE / INJURED				
12-30	BALTIMORE	RESERVE / INJURED					RESERVE / INJURED				
TOTALS		16	154	9.6	34	4	5	15	3.0	7	0

		SPECIAL TEAMS								KICKOFF RETURNS						PUNT RETURNS					
DATE	OPPONENT	ST	AT	TT	FF	FR-YDS	BP	BFG	BXP	NO	YDS	AVG	FC	LG	TD	NO	YDS	AVG	FC	LG	TD
9-10	at Baltimore	0	0	0	0	0-0	0	0	0	—	—	—	—	—	—	—	—	—	—	—	—
9-16	CLEVELAND	DID NOT PLAY								DID NOT PLAY						DID NOT PLAY					
9-23	at Washington	0	0	0	0	0-0	0	0	0	—	—	—	—	—	—	—	—	—	—	—	—
9-30	at Jacksonville	0	0	0	0	0-0	0	0	0	—	—	—	—	—	—	—	—	—	—	—	—
10-7	MIAMI	0	0	0	0	0-0	0	0	0	—	—	—	—	—	—	—	—	—	—	—	—
10-14	at Cleveland	INACTIVE								INACTIVE						INACTIVE					
10-21	PITTSBURGH	0	0	0	0	0-0	0	0	0	—	—	—	—	—	—	—	—	—	—	—	—
10-28	— BYE —																				
11-4	DENVER	0	0	0	0	0-0	0	0	0	—	—	—	—	—	—	—	—	—	—	—	—
11-11	N.Y. GIANTS	2	0	2	0	0-0	0	0	0	—	—	—	—	—	—	—	—	—	—	—	—
11-18	at Kansas City	0	0	0	0	0-0	0	0	0	—	—	—	—	—	—	—	—	—	—	—	—
11-25	OAKLAND	0	0	0	0	0-0	0	0	0	—	—	—	—	—	—	—	—	—	—	—	—
12-2	at San Diego	INACTIVE								INACTIVE						INACTIVE					
12-9	DALLAS	RESERVE / INJURED								RESERVE / INJURED						RESERVE / INJURED					
12-13	at Philadelphia	RESERVE / INJURED								RESERVE / INJURED						RESERVE / INJURED					
12-23	at Pittsburgh	RESERVE / INJURED								RESERVE / INJURED						RESERVE / INJURED					
12-30	BALTIMORE	RESERVE / INJURED								RESERVE / INJURED						RESERVE / INJURED					
TOTALS		2	0	2	0	0-0	0	0	0	—	—	—	—	—	—	—	—	—	—	—	—

SANZENBACHER, DANE — WR #11

Height: 5-11
Weight: 184
College: Ohio State
Experience: 3rd-year player in 2013

2012 games-starts: 5-0 (5-0 Chi.; 0-0 Cin.)
Career games-starts: 21-1
Born: 10-13-88
Hometown: Toledo, Ohio
Acquired: W(Chi.)'12

Former Ohio State standout gets his first full shot at Bengals roster in 2013 ... Joined roster for Game 16 and Wild Card playoff in '12, inactive for each contest ... Acquired on waivers from Chicago ... Played in 21 games for Bears over 2011-12, with 28 receptions for 283 yards and three TDs ... A Toledo native, he joined the Bears as a college free agent just before 2011 training camp ... Played on Ohio State teams that posted 44-7 record, with trips to BCS National Championship plus Fiesta, Rose and Sugar bowls.

Career transactions: Signed with Chicago as college free agent on 7-26-11 ... Released by Bears on 12-23-12, and acquired 12-25-12 by Cincinnati on waivers.

2012 recap: Played in five games for Chicago (inactive for 10 games with Bears) ... Inactive for Cincinnati Dec. 30 vs. Baltimore, his first game since joining Bengals roster ... Inactive for Wild Card playoff on 1-5-13 at Houston.

2011: Played in every game as a Bears rookie, with 27 catches for 276 yards and three TDs ... Credited with one start, Sept. 25 vs. Green Bay ... Eight-yard TD catch in his second NFL game, Sept. 18 at New Orleans ... His five-for-27 receiving in start vs. Packers included four-yard TD pass from Jay Cutler for a 14-7 Bears lead in second quarter, but Green Bay came back to win ... Contributed to early onslaught in 39-10 rout of Minnesota on Oct. 16, with 13-yard TD catch in first quarter.

College: Was a four-year letter winner (2007-10) at Ohio State, with 49 games played and 28 starts ... Had 124 catches for 1879 yards and 19 TDs ... Ranked 10th all-time in OSU receiving yards ... Voted team captain and later team MVP as senior, when he had 55 catches for 948 yards and was first-team All-Big Ten, ranking second in conference with 11 TD catches ... Also had two rushing TDs.

Personal: Hometown is Toledo, Ohio ... Attended Central Catholic High School, where he set records for receptions (151), receiving yards (2808) and all-purpose yards (4079) while twice earning City League player of the year ... First-team all-state as a junior and was also all-state in 400 meters ... Also played defensive back ... Last name is pronounced "SAHNZ-en-bock-er."

DANE SANZENBACHER'S STATISTICS

			RECEIVING					RUSHING					SCORING					
YEAR	TEAM	G-S	NO	YDS	AVG	LG	TD	ATT	YDS	AVG	LG	TD	TD	TD-R	TD-P	TD-Rt	2-PtC	PTS
2011	Chicago	16-1	27	276	10.2	22	3	1	-4	-4.0	-4	0	3	0	3	0	0	18
2012	Chicago	5-0	1	7	7.0	7	0	0	0	—	—	0	0	0	0	0	0	0
	Cincinnati	0-0	DID NOT PLAY*					DID NOT PLAY*					DID NOT PLAY*					
CHI. TOTALS		21-1	28	283	10.1	22	3	1	-4	-4.0	-4	0	3	0	3	0	0	18
CIN. TOTALS		0-0	0	0	—	—	0	0	0	—	—	0	0	0	0	0	0	0
CAREER		21-1	28	283	10.1	22	3	1	-4	-4.0	-4	0	3	0	3	0	0	18

		SPECIAL TEAMS								KICKOFF RETURNS						PUNT RETURNS					
YEAR	TEAM	ST	AT	TT	FF	FR-YDS	BP	BFG	BXP	NO	YDS	AVG	FC	LG	TD	NO	YDS	AVG	FC	LG	TD
2011	Chicago	2	0	2	0	0-0	0	0	0	—	—	—	—	—	—	—	—	—	—	—	—
CAREER		2	0	2	0	0-0	0	0	0	—	—	—	—	—	—	—	—	—	—	—	—

RECEIVING SINGLE-GAME HIGHS: RECEPTIONS—6 (for Chicago; 10-10-11 at Detroit). YARDS—64 (for Chicago; 10-10-11 at Detroit). LONG—22 (for Chicago; 0101-12 at Minnesota). TOUCHDOWNS—1 (three times; most recently for Chicago on 10-16-11 vs. Minnesota).

POSTSEASON

			RECEIVING					RUSHING					SCORING					
YEAR	TEAM	G-S	NO	YDS	AVG	LG	TD	ATT	YDS	AVG	LG	TD	TD	TD-R	TD-P	TD-Rt	2-PtC	PTS
2012	Cincinnati	0-0	DID NOT PLAY*					DID NOT PLAY*					DID NOT PLAY*					
CAREER		0-0	0	0	—	—	0	—	—	—	—	—	—	—	—	—	—	—

* NOTE: Sanzenbacher was inactive for one regular-season game and one postseason game with Cincinnati in 2012.

SCHAFFER, J.K. — LB #50

Height: 6-0
Weight: 232
College: Cincinnati
Experience: 1st-year player in 2013

2012 games-starts: 0-0 (0-0 T.B.; 0-0 Cin.)
Career games-starts: 0-0
Born: 6-10-90
Hometown: Cincinnati, Ohio
Acquired: FA'12

A Cincinnati native and former UC Bearcat, Schaffer in 2013 has his first full shot at Bengals roster ... Joined Cincinnati practice squad last season for final eight games and Wild Card playoff ... Entered NFL in 2012 as college free agent with Jacksonville ... Two-time All-Big East selection at UC.

Career transactions: Signed with Jacksonville as college free agent on 5-4-12 ... Waived by Jaguars on 8-31-12 ... Signed 9-3-12 to Tampa Bay practice squad ... Released by Tampa Bay on 9-17-12 ... Signed 11-5-12 to Bengals' practice squad ... Signed to Bengals' roster on 1-7-13.

2012 recap: Played in all four Jacksonville preseason games and led team in tackles (18), with one INT and two total passes defensed before being waived by Jaguars on final cuts ... Spent time on both Tampa Bay's and Cincinnati's practice squads before signing to Bengals' 2013 offseason roster.

College: Played in 50 games over four seasons at Cincinnati ... Left program as one of only four players in Big East history to record 100-plus tackles in three different seasons ... Two-time All-Big East selection, and member of three conference championship teams ... Had career totals of 337 tackles, nine sacks, 28 tackles-for-loss, seven INTs, six forced fumbles, three fumble recoveries and 15 passes defensed ... Played in 2012 NFLPA Collegiate Bowl.

Personal: Hometown is Cincinnati ... Attended La Salle High School, where he totaled 150 tackles and 13 sacks as a senior ... Earned degree from University of Cincinnati in criminal justice, with minor in psychology (cum laude) ... Named 2012 Big East Scholar Athlete of the Year and 2012 Mr. Bearcat ... Four-time selection to Big East All-Academic team, and was the 2011 American Eagle Outfitters Big East Football Scholar Athlete of the Year ... Single ... Hobbies include golf, exercising and driving his truck.

NOTE ABOUT NFL EXPERIENCE: Schaffer did not earn an accrued year of experience toward NFL free agency in 2012 because he was not on a 53-player roster, a Reserve/Injured list or a Reserve/Physically Unable to Perform list for the required minimum of six games that year.

J.K. SCHAFFER'S STATISTICS

			DEFENSE							INTERCEPTIONS					SCORING				
YEAR	TEAM	G-S	ST	AT	TT	SKS-YDS	PD	FF	FR-YDS	NO	YDS	AVG	LG	TD	TD	TD-IntRt	TD-FRRt	S	PTS
2012	Tampa Bay	0-0	DID NOT PLAY*							DID NOT PLAY*					DID NOT PLAY*				
	Cincinnati	0-0	DID NOT PLAY*							DID NOT PLAY*					DID NOT PLAY*				
CAREER		0-0	0	0	0	0-0	0	0	0-0	—	—	—	—	—	—	—	—	—	—

POSTSEASON

			DEFENSE							INTERCEPTIONS					SCORING				
YEAR	TEAM	G-S	ST	AT	TT	SKS-YDS	PD	FF	FR-YDS	NO	YDS	AVG	LG	TD	TD	TD-IntRt	TD-FRRt	S	PTS
2012	Cincinnati	0-0	DID NOT PLAY*							DID NOT PLAY*					DID NOT PLAY*				
CAREER		0-0	0	0	0	0-0	0	0	0-0	—	—	—	—	—	—	—	—	—	—

* NOTE: In 2012, Schaffer was on the Practice Squad for two regular-season games with Tampa Bay, as well as eight regular-season games and one postseason game with Cincinnati.

SCOTT, BERNARD — HB #28

Height: 5-10
Weight: 195
College: Abilene Christian
Experience: 5th-year player in 2013

2012 games-starts: 2-0
Career games-starts: 47-3
Born: 2-10-84
Hometown: Vernon, Texas
Acquired: D6b'09

Sixth-round draft choice from 2009 was significant contributor in each of first three seasons, but '12 campaign was derailed by injuries ... Saw regular action in '11 as No. 2 HB ... Has displayed big-play ability as both a rusher and a kickoff returner ... As rookie, had 100-yard rushing game and a KOR for key TD.

Career transactions: Selected by Cincinnati in sixth round of 2009 NFL Draft (209th overall) ... Signed with Bengals on 7-20-09 ... Re-signed with Bengals as unrestricted free agent on 4-13-13.

2012 recap: Did not play in preseason or in Games 1-2, due to hand injury suffered in Aug. 2 practice ... Made season debut Sept. 23 at Washington (three carries for minus-five yards), but suffered ankle injury ... Inactive Sept. 30 at Jacksonville ... Returned Oct. 7 vs. Miami, rushing five-for-40 with a 29-yard gain, but suffered knee injury (ACL tear) ... Placed Oct. 8 on Reserve/Injured list.

Previous seasons: 2009—Second on team with 321 rushing yards ... His 96-yard KO return was only TD by either team in 18-12 win Nov. 15 at Pittsburgh that gave Bengals command of AFC North race ... Named AFC Special Teams Player of the Week for Pittsburgh game, with five KORs for 41.2-yard average ... Filled in for injured Cedric Benson Nov. 22 at Oakland and had 119 rushing yards, including 61-yard gain ... His 31.5-yard season KOR average bested 29.1 mark of NFL leader Clifton Smith of Tampa Bay, but Scott fell four short of 20 returns needed to qualify for league rankings ... In 1-9-10 Wild Card vs. N.Y. Jets, had 56-yard KOR to Jets' 36 on game's opening play. 2010—Played every game and ranked second on team in rushing (61-299), and his 4.9 average led team (minimum 10 carries) ... In win Sept. 19 vs. Baltimore, his 60-yard kickoff return in fourth quarter set up FG that erased 10-9 Ravens lead ... Scored first career rushing TD Dec. 26 vs. San Diego. 2011—Played all 16 games plus Wild Card playoff ... Had 112 rushes for career-best 380 yards (3.4) and three TDs, plus 13 catches for 38 yards ... Started Oct. 30 at Seattle for suspended Cedric Benson and gained 76 yards ... His two-yard TD in fourth quarter Oct. 9 at Jacksonville put Bengals ahead to stay 23-20 ... Gained all of team's 12 yards on short third-quarter TD drive Dec. 18 at St. Louis that gave Bengals lead to stay, 13-6 ... Had 25-yard TD run 1-1-12 vs. Baltimore ... Rushed six-for-11 and caught three-for-29 in 1-7-12 Wild Card playoff at Houston.

College: In two college seasons (2007-08) at Abilene (Texas) Christian, Scott rushed for 4321 yards (2165 in 2007, and 2156 in '08) and scored a mind-boggling 73 TDs — 63 rushing and 10 receiving ... Averaged 8.6 yards per rush as junior and 8.1 as senior ... Season-low rushing game in 2008 was 116 yards and had three games over 250 ... Began college career at Central Arkansas in '04 and played at Blinn Junior College in '06.

Personal: Hometown is Vernon, Texas ... As a junior at Vernon High School in 2001, rushed for 2424 yards and 19 TDs in 13 games, earning Class 3A all-state honors ... Graduated from Wichita Falls (Texas) High School in 2003.

BERNARD SCOTT'S STATISTICS

			RUSHING					RECEIVING					SCORING					
YEAR	TEAM	G-S	ATT	YDS	AVG	LG	TD	NO	YDS	AVG	LG	TD	TD	TD-R	TD-P	TD-Rt	2-PtC	PTS
2009	Cincinnati	13-2	74	321	4.3	61	0	5	67	13.4	23	0	1	0	0	*1	0	6
2010	Cincinnati	16-0	61	299	4.9	18	1	11	60	5.5	25	0	1	1	0	0	0	6
2011	Cincinnati	16-1	112	380	3.4	25t	3	13	38	2.9	14	0	3	3	0	0	0	18
2012	Cincinnati	2-0	8	35	4.4	29	0	0	0	—	—	0	0	0	0	0	0	0
CAREER		47-3	255	1035	4.1	61	4	29	165	5.7	25	0	5	4	0	1	0	30

		PASSING											
YEAR	TEAM	ATT	CMP	CMP%	YDS	YDS/ATT	TD	TD%	INT	INT%	LG	SKD-YDS	RAT
2011	Cincinnati	1	0	0.0	0	0.00	0	0.0	0	0.0	—	0-0	39.6
CAREER		1	0	0.0	0	0.00	0	0.0	0	0.0	—	0-0	39.6

		SPECIAL TEAMS								KICKOFF RETURNS						PUNT RETURNS					
YEAR	TEAM	ST	AT	TT	FF	FR-YDS	BP	BFG	BXP	NO	YDS	AVG	FC	LG	TD	NO	YDS	AVG	FC	LG	TD
2009	Cincinnati	2	1	3	0	0-0	0	0	0	16	**504	31.5	0	96t	1	—	—	—	—	—	—
2010	Cincinnati	0	1	1	0	0-0	0	0	0	56	1257	22.4	0	60	0	—	—	—	—	—	—
2011	Cincinnati	0	0	0	0	0-0	0	0	0	1	26	26.0	0	26	0	—	—	—	—	—	—
CAREER		2	2	4	0	0-0	0	0	0	73	1787	24.5	0	96t	1	—	—	—	—	—	—

RUSHING SINGLE-GAME HIGHS: ATTEMPTS—22 (10-30-11 at Seattle). YARDS—119 (11-22-09 at Oakland). LONG—61 (11-22-09 at Oakland). TOUCHDOWNS—1 (four times; most recently on 1-1-12 vs. Baltimore).

RECEIVING SINGLE-GAME HIGHS: RECEPTIONS—5 (10-24-10 at Atlanta). YARDS—43 (10-24-10 at Atlanta). LONG—25 (10-24-10 at Atlanta). TOUCHDOWNS—(none).

KICKOFF RETURN SINGLE-GAME HIGHS: RETURNS—6 (two times; most recently on 11-8-10 vs. Pittsburgh). YARDS—206 (11-15-09 at Pittsburgh). LONG—96 (11-15-09 at Pittsburgh). TOUCHDOWNS—1 (11-15-09 at Pittsburgh).

POSTSEASON

			RUSHING					RECEIVING					SCORING					
YEAR	TEAM	G-S	ATT	YDS	AVG	LG	TD	NO	YDS	AVG	LG	TD	TD	TD-R	TD-P	TD-Rt	2-PtC	PTS
2009	Cincinnati	1-0	0	0	—	—	0	0	0	—	—	0	—	—	—	—	—	—
2011	Cincinnati	1-0	6	11	1.8	4	0	3	29	9.7	11	0	—	—	—	—	—	—
2012	Cincinnati	0-0	DID NOT PLAY***					DID NOT PLAY***					DID NOT PLAY***					
CAREER		2-0	6	11	1.8	4	0	3	29	9.7	11	0	—	—	—	—	—	—

		SPECIAL TEAMS								KICKOFF RETURNS						PUNT RETURNS					
YEAR	TEAM	ST	AT	TT	FF	FR-YDS	BP	BFG	BXP	NO	YDS	AVG	FC	LG	TD	NO	YDS	AVG	FC	LG	TD
2009	Cincinnati	—	—	—	—	—	—	—	—	2	74	37.0	0	56	0	—	—	—	—	—	—
CAREER		—	—	—	—	—	—	—	—	2	74	37.0	0	56	0	—	—	—	—	—	—

* NOTE: Scott scored a touchdown on a kickoff return with Cincinnati in 2009.

** NOTE: Scott gained three yards on a kickoff return with Cincinnati on 11-8-09 vs. Baltimore after receiving a lateral from Andre Caldwell, who had returned the kickoff eight yards before lateraling. Scott was credited with three kickoff return yards only, while Caldwell was credited with eight kickoff return yards and the return itself.

*** NOTE: Scott was on the Reserve/Injured list for one postseason game with Cincinnati in 2012.

CAREER GAME-BY-GAME

		RUSHING					RECEIVING				
DATE	OPPONENT	ATT	YDS	AVG	LG	TD	NO	YDS	AVG	LG	TD
2009 / CINCINNATI											
9-13	DENVER	1	-6	-6.0	-6	0	0	0	—	—	0
9-20	at Green Bay	2	7	3.5	6	0	0	0	—	—	0
9-27	PITTSBURGH	0	0	—	—	0	0	0	—	—	0
10-4	at Cleveland	6	41	6.8	16	0	0	0	—	—	0
10-11	at Baltimore	1	3	3.0	3	0	0	0	—	—	0
10-18	HOUSTON	0	0	—	—	0	0	0	—	—	0
10-25	CHICAGO	6	17	2.8	11	0	1	14	14.0	14	0
11-1	— BYE —										
11-8	BALTIMORE	0	0	—	—	0	0	0	—	—	0
11-15	at Pittsburgh	13	33	2.5	9	0	1	21	21.0	21	0
11-22	at Oakland	21	119	5.7	61	0	3	32	10.7	23	0
11-29	CLEVELAND	18	87	4.8	21	0	0	0	—	—	0
12-6	DETROIT			INACTIVE					INACTIVE		
12-13	at Minnesota			INACTIVE					INACTIVE		
12-20	at San Diego			INACTIVE					INACTIVE		
12-27	KANSAS CITY	0	0	—	—	0	0	0	—	—	0
1-3	at N.Y. Jets	6	20	3.3	22	0	0	0	—	—	0
Postseason											
1-9	N.Y. JETS	0	0	—	—	0	0	0	—	—	0
2010 / CINCINNATI											
9-12	at New England	6	35	5.8	9	0	3	15	5.0	9	0
9-19	BALTIMORE	5	17	3.4	5	0	0	0	—	—	0
9-26	at Carolina	2	15	7.5	12	0	0	0	—	—	0
10-3	at Cleveland	2	7	3.5	5	0	0	0	—	—	0
10-10	TAMPA BAY	2	4	2.0	3	0	0	0	—	—	0
10-17	— BYE —										
10-24	at Atlanta	1	14	14.0	14	0	5	43	8.6	25	0
10-31	MIAMI	2	22	11.0	18	0	0	0	—	—	0
11-8	PITTSBURGH	0	0	—	—	0	0	0	—	—	0
11-14	at Indianapolis	4	8	2.0	7	0	0	0	—	—	0
11-21	BUFFALO	3	-3	-1.0	0	0	1	-6	-6.0	-6	0
11-25	at N.Y. Jets	0	0	—	—	0	0	0	—	—	0
12-5	NEW ORLEANS	6	43	7.2	18	0	0	0	—	—	0
12-12	at Pittsburgh	4	15	3.8	8	0	0	0	—	—	0
12-19	CLEVELAND	8	40	5.0	8	0	0	0	—	—	0
12-26	SAN DIEGO	11	50	4.5	10t	1	1	-1	-1.0	-1	0
1-2	at Baltimore	5	32	6.4	12	0	1	9	9.0	9	0
2011 / CINCINNATI											
9-11	at Cleveland	4	3	0.8	3	0	0	0	—	—	0
9-18	at Denver	2	10	5.0	9	0	0	0	—	—	0
9-25	SAN FRANCISCO	2	10	5.0	8	0	0	0	—	—	0
10-2	BUFFALO	5	13	2.6	7	0	2	9	4.5	5	0
10-9	at Jacksonville	6	20	3.3	9	1	2	-1	-0.5	4	0
10-16	INDIANAPOLIS	11	29	2.6	9	0	1	5	5.0	5	0
10-23	— BYE —										
10-30	at Seattle	22	76	3.5	16	0	3	0	0.0	1	0
11-6	at Tennessee	6	24	4.0	7	0	0	0	—	—	0
11-13	PITTSBURGH	7	38	5.4	11	0	0	0	—	—	0
11-20	at Baltimore	9	40	4.4	18	0	0	0	—	—	0
11-27	CLEVELAND	4	1	0.3	6	0	2	2	1.0	1	0
12-4	at Pittsburgh	5	30	6.0	19	0	0	0	—	—	0
12-11	HOUSTON	6	4	0.7	4	0	2	15	7.5	14	0
12-18	at St. Louis	7	20	2.9	11	1	0	0	—	—	0
12-24	ARIZONA	10	28	2.8	9	0	0	0	—	—	0
1-1	BALTIMORE	6	34	5.7	25t	1	1	8	8.0	8	0
Postseason											
1-7	at Houston	6	11	1.8	4	0	3	29	9.7	11	0
2012 / CINCINNATI											
9-10	at Baltimore			INACTIVE					INACTIVE		
9-16	CLEVELAND			INACTIVE					INACTIVE		
9-23	at Washington	3	-5	-1.7	2	0	—	—	—	—	—
9-30	at Jacksonville			INACTIVE					INACTIVE		
10-7	MIAMI	5	40	8.0	29	0	—	—	—	—	—
10-14	at Cleveland			RESERVE / INJURED					RESERVE / INJURED		
10-21	PITTSBURGH			RESERVE / INJURED					RESERVE / INJURED		
10-28	— BYE —										
11-4	DENVER			RESERVE / INJURED					RESERVE / INJURED		
11-11	N.Y. GIANTS			RESERVE / INJURED					RESERVE / INJURED		
11-18	at Kansas City			RESERVE / INJURED					RESERVE / INJURED		
11-25	OAKLAND			RESERVE / INJURED					RESERVE / INJURED		
12-2	at San Diego			RESERVE / INJURED					RESERVE / INJURED		
12-9	DALLAS			RESERVE / INJURED					RESERVE / INJURED		
12-13	at Philadelphia			RESERVE / INJURED					RESERVE / INJURED		
12-23	at Pittsburgh			RESERVE / INJURED					RESERVE / INJURED		
12-30	BALTIMORE			RESERVE / INJURED					RESERVE / INJURED		
Postseason											
1-5	at Houston			RESERVE / INJURED					RESERVE / INJURED		

SHARP, QUINN — K/P #3

Height: 6-1
Weight: 189
College: Oklahoma State
Experience: Rookie in 2013

2012 games-starts: 0-0
Career games-starts: 0-0
Born: 11-12-89
Hometown: Mansfield, Texas
Acquired: CFA'13

College free agent signee enjoyed one of the best specialist careers in Oklahoma State football history ... Is first three-time All-American at any position in history of program ... Was named a first-team All-American kicker and/or punter in each of his last three seasons ... In 2011, became first person in history of Big 12 to be named all-conference as punter and kicker ... His punting averages over last three seasons are top three in OSU history ... Ended career with 301 points to rank fourth all-time at OSU.

Career transactions: Signed with Cincinnati as college free agent on 5-1-13.

More college highlights: Played four seasons (2009-12) at Oklahoma State, with a redshirt year in 2008 ... His career punting average of 45.9 yards led all active NCAA players through 2012 and set OSU record ... His career FG percentage of 84.7 was second among all active NCAA players ... Led nation in touchbacks on kickoffs in all four of his seasons. 2012—For second straight season, set an OSU record for punting average with same number as junior season (46.3 yards) ... Had 19 punts in excess of 50 yards with just two touchbacks ... Hit all 19 FG attempts inside 40 yards ... Led nation with 2.15 FGs per game and was nation's second leading scorer with 156 points ... Led nation in touchbacks on kickoffs (75). 2011—Led nation with 61 touchbacks on kickoffs ... Hit 88 percent of his FGs to rank seventh nationally (22-of-25) ... Finished season fifth in NCAA scoring with 11.5 points per game, leading all kickers in category ... His average of 46.3 yards per punt was third in NCAA and led Big 12. 2010—Helped OSU finish third nationally in net punting (41.0 yards per punt) ... Had a punt of at least 50 yards in nine of 11 games which he appeared. 2009—Named Honorable Mention All-Big 12 ... Ended season with an average of 45.1 yards per punt, ranking fifth in NCAA ... Had 27 punts in excess of 50 yards, including four over 60 yards ... Led nation with 35 touchbacks on kickoffs. 2008—Redshirted as true freshman.

High school: Attended Summit High School in Mansfield, Texas, where he was ranked as the nation's top kicker by Rivals.com ... Was a Class 5A all-state selection ... Was rated by Texas Football Magazine as the best kicker in Texas.

Personal: Hometown is Mansfield, Texas ... Majored in Education at Oklahoma State ... Hobbies include golf and cars.

SKELTON, JOHN — QB #9

Height: 6-6
Weight: 250
College: Fordham
Experience: 4th-year player in 2013

2012 games-starts: 7-6
Career games-starts: 20-17
Born: 3-17-88
Hometown: El Paso, Texas
Acquired: W(Ariz.)'13

Fourth-year pro with 17 NFL starts was acquired on waivers from Arizona on 4-3-13 ... Played seven games (six starts) for Cardinals in 2012 ... Won his first six home starts, a Cardinals QB record for Super Bowl era ... Started/won 2012 season opener, but suffered fourth-quarter injury and missed next four games.

Career transactions: Selected by Arizona in fifth round of 2010 NFL Draft (155th overall) ... Signed with Cardinals on 7-14-10 ... Waived by Cardinals on 4-2-13 ... Acquired on waivers by Cincinnati on 4-3-13.

2012: Directed a 20-16 win in season opener Sept. 9 vs. Seattle, but left game in fourth quarter due to ankle injury ... Inactive due to the ankle injury for Games 2-5 ... Returned to action Oct. 14 vs. Buffalo, after injury to starter Kevin Kolb ... Had a 17-yard completion to WR Larry Fitzgerald on game-tying FG drive in fourth quarter vs. Buffalo, but Bills won 19-16 in OT ... Started Games 7-10 ... In Games 7-9, passed for 262 yards Oct. 21 at Minnesota, 290 yards Oct. 29 vs. San Francisco and 306 yards on Nov. 4 at Green Bay ... Relieved by Ryan Lindley in first half of Game 10, Nov. 18 at Atlanta ... Active-DNP as No. 2 QB for Games 11-12 ... Started on Dec. 9 at Seattle, passing 11-for-22 for 74-0-4 ... Active-DNP for Game 14 and inactive for Games 15-16.

Previous seasons: 2010—Rookie got starting nod in Arizona's final four games ... Was inactive third QB for Games 1-11, and played as reserve, replacing injured Max Hall, in Game 12 ... Team was 2-2 in his four starts ... Directed win in his first start, a 43-13 contest Dec. 12 vs. Denver that was Cardinal franchise's first win vs. Broncos in nine tries ... Led 27-26 win Dec. 25 vs. Dallas, with 74-yard TD pass to WR Andre Roberts and a game-winning FG drive in fourth quarter. 2011—Played in eight games with seven starts for Cardinals, seeing starting time when Kevin Kolb was out with injuries ... Passed for career-best 1913 yards and 11 TDs, with 14 INTs ... Team was 5-2 in his starts, as Cardinals rallied to finish 8-8, and in each win he led clinching drives in fourth quarter ... Made first start in win Nov. 6 vs. St. Louis, passing 20-for-35 for 222-1-0, with 13-yard TD pass to Larry Fitzgerald in fourth quarter ... Passed for career-best three TDs in win Nov. 13 at Philadelphia, and his career-best 315 passing yards included 166 with two TDs in fourth quarter ... Tied career best of three TD passes on Dec. 11 vs. San Francisco, entering game after Kolb suffered head injury, and his 106.5 passer rating (19-for-28 for 282-3-2) stands through 2012 as his career-best ... Passed 23-for-44 for 297-2-3 in loss Dec. 24 at Bengals ... Closed season by leading win on 1-1-12 vs. Seattle, passing 22-for-40 for 271-1-1.

College: Started 41 of his 43 games over 2006-09 at Fordham ... Was earliest-drafted player from Fordham since 1955 and first QB ever drafted from school ... Finished Rams career with school records for passing yards (9923), TD passes (69) and completions (802) ... Led NCAA's FCS ranks as a senior with school season record of 3708 passing yards.

Personal: Hometown is El Paso, Texas ... Attended Burges High School, where he passed for 2172 yards as a senior ... Also starred in high school in basketball, baseball and track ... Uncle, Javier Loya, is a minority owner of Houston Texans.

JOHN SKELTON'S STATISTICS

			PASSING												
YEAR	TEAM	G-S	ATT	CMP	CMP%	YDS	YDS/ATT	TD	TD%	INT	INT%	LG	SKD-YDS	RAT
2010	Arizona	5-4	126	60	47.6	662	5.25	2	1.6	2	1.6	74t	9-65	62.3
2011	Arizona	8-7	275	151	54.9	1913	6.96	11	4.0	14	5.1	60t	23-162	68.9
2012	Arizona	7-6	201	109	54.2	1132	5.63	2	1.0	9	4.5	40	15-98	55.4
CAREER		20-17	602	320	53.2	3707	6.16	15	2.5	25	4.2	74t	47-325	63.0

		RUSHING					RECEIVING					SCORING					
YEAR	TEAM	ATT	YDS	AVG	LG	TD	NO	YDS	AVG	LG	TD	TD	TD-R	TD-P	TD-Rt	2-PtC	PTS
2010	Arizona	10	49	4.9	16	0	—	—	—	—	—	—	—	—	—	—	—
2011	Arizona	28	128	4.6	14	0	—	—	—	—	—	—	—	—	—	—	—
2012	Arizona	4	5	1.3	2	0	—	—	—	—	—	—	—	—	—	—	—
CAREER		42	182	4.3	16	0	—	—	—	—	—	—	—	—	—	—	—

PASSING SINGLE-GAME HIGHS: ATTEMPTS—52 (for Arizona; 10-29-12 vs. San Francisco). COMPLETIONS—32 (for Arizona; 10-29-12 vs. San Francisco). YARDS—315 (for Arizona; 11-13-11 at Philadelphia). TOUCHDOWNS—3 (two times; most recently for Arizona on 12-11-11 vs. San Francisco). INTERCEPTIONS—4 (for Arizona; 12-9-12 at Seattle). LONG—74t (for Arizona; 12-9-12 at Seattle). RATING (minimum 14 attempts)—106.5 (for Arizona; 12-11-11 vs. San Francisco).

RUSHING SINGLE-GAME HIGHS: ATTEMPTS—6 (for Arizona; 12-11-11 vs. San Francisco). YARDS—38 (for Arizona; 11-6-11 vs. St. Louis). LONG—16 (for Arizona; 12-25-10 vs. Dallas). TOUCHDOWNS—(none).

2012 REGULAR-SEASON GAME-BY-GAME

		PASSING								RUSHING				
DATE	OPPONENT	ATT	CMP	YDS	SKD-YDS	TD	LG	INT	RAT	ATT	YDS	AVG	LG	TD
					Arizona									
9-9	SEATTLE	28	14	149	1/5	0	23	1	51.0	1	2	2.0	2	0
9-16	at New England				INACTIVE						INACTIVE			
9-23	PHILADELPHIA				INACTIVE						INACTIVE			
9-30	MIAMI				INACTIVE						INACTIVE			
10-4	at St. Louis				INACTIVE						INACTIVE			
10-14	BUFFALO	10	2	45	0/0	0	28	1	6.2	0	0	—	—	0
10-21	at Minnesota	36	25	262	7/32	1	22	1	88.0	0	0	—	—	0
10-29	SAN FRANCISCO	52	32	290	4/32	0	27	1	68.6	1	1	1.0	1	0
11-4	at Green Bay	46	23	306	2/20	1	40	1	69.7	0	0	—	—	0
11-11	— BYE —													
11-18	at Atlanta	7	2	6	0/0	0	5	0	39.6	0	0	—	—	0
11-25	ST. LOUIS				DID NOT PLAY						DID NOT PLAY			
12-2	at New York Jets				DID NOT PLAY						DID NOT PLAY			
12-9	at Seattle	22	11	74	1/9	0	24	4	18.2	2	2	1.0	2	0
12-16	DETROIT				DID NOT PLAY						DID NOT PLAY			
12-23	CHICAGO				INACTIVE						INACTIVE			
12-30	at San Francisco				INACTIVE						INACTIVE			
TOTALS		201	109	1132	15/98	2	40	9	55.4	4	5	1.3	2	0

SMITH, ALEX — TE #81

Height: 6-4
Weight: 250
College: Stanford
Experience: 9th-year player in 2013

2012 games-starts: 12-2
Career games-starts: 103-55
Born: 5-22-82
Hometown: Denver, Colo.
Acquired: UFA(Cle.)'13

Ninth-year pro signed with Bengals for 2013 as unrestricted free agent ... Spent the last three seasons with Cleveland ... Played in 12 games for Browns in 2012, with two starts, and had 13 receptions for 47 yards ... Began his NFL career with Tampa Bay in 2005, as a third-round draft choice ... Played for the Bucs through 2008 and was with Philadelphia in 2009 ... Has 103 career NFL games, with 55 starts, and has career receiving totals of 160 catches for 1461 yards (9.1) with 12 TDs ... Also has seen action in three postseason games.

Career transactions: Selected by Tampa Bay in third round of 2005 NFL Draft (71st overall) ... Signed with Buccaneers on 7-28-05 ... Traded to New England on 4-30-09 (Bucs received 2010 fifth-round draft choice) ... Waived by Patriots on 9-5-09 ... Signed as free agent with Philadelphia on 9-8-09 ... Eagles contract expired (no RFA qualifying offer) on 3-4-10 ... Signed with Cleveland as free agent on 5-4-10 ... Re-signed with Browns as unrestricted free agent on 3-15-12 ... Signed with Cincinnati as unrestricted free agent on 4-16-13.

2012: Played in Browns' final nine games, with 12 total appearances on the season ... Saw most of his action in season's second half in an H-back role ... Had season highs of three receptions and 30 yards in Game 2, Sept. 16 at Bengals, but left game in fourth quarter due to concussion and was inactive for Games 3-5 ... Returned to action in Oct. 14 victory vs. Bengals (no receptions) ... In win Oct. 28 vs. San Diego, served as lead blocker out of backfield as Trent Richardson rushed for 122 yards with 5.1-yard average ... Three-for-eight receiving Nov. 4 vs. Baltimore, and aided Richardson rushing total of 105 yards.

Previous seasons: 2005—Played in every game as a Tampa Bay rookie and started 10, contributing to 11-5 NFC South championship season ... Ranked second on team in receptions (41) and third in receiving yards (367), with two TDs ... Led NFL rookie TEs in receptions and ranked third among all rookies ... Scored his two TDs in his NFL debut, 24-13 win on Sept. 11 at Minnesota. 2006—Played 14 games with seven starts for Tampa Bay, catching 35-for-250 with three TDs ... In Oct. 8 loss at New Orleans, his three-yard TD catch from Bruce Gradkowski gave Bucs 21-17 lead in fourth quarter ... In 14-13 win Oct. 15 vs. Bengals, had two-yard TD reception from Gradkowski ... Had nine-yard scoring catch from Tim Rattay in 34-31 win on Dec. 17 at Chicago. 2007—Started all 14 games he played for Bucs' 9-7 NFC South winners ... Caught 32-for-385 with three TDs ... Scored Bucs' only two TDs, both on passes from Jeff Garcia, in 33-14 loss Oct. 7 at Indianapolis ... Six-yard TD catch in Wild Card playoff loss on 1-6-08 vs. N.Y. Giants. 2008—Had his third straight season with three TD catches for Bucs, totaling 21-for-250 ... Bucs won all three games in which he scored, 30-21 on Sept. 28 vs. Green Bay, 27-3 on Oct. 12 vs. Carolina and 30-27 on Nov. 2 at Kansas City ... Also at Chiefs, had a two-point conversion reception. 2009—Following trade to New England and subsequent release by Patriots, signed with Philadelphia and played in every game with five starts for Eagles' 11-5 Wild Card team ... Used primarily as a blocker, catching three-for-25 in regular season and one-for-eight in Wild Card playoff loss to Dallas. 2010—Signed with Cleveland as free agent ... Played in three games, active-DNP for two and inactive for 11. 2011—Played in Browns' first 14 games, with four starts, before missing final two with a shoulder injury ... Caught 14-for-131, with a one-yard TD catch from Colt McCoy on Oct. 16 at Oakland.

College: Lettered in four seasons (2001-04) at Stanford, playing 44 games with 32 starts ... Career totals of 107 receptions for 1291 yards and eight TDs ... As a senior, earned multiple second-team All-America nods and finished second in voting for Mackey Award (nation's top TE) ... Redshirted in 2000.

Personal: Hometown is Denver, Colo. ... Attended Mullen High School, where he earned All-America football honors while also lettering in basketball and track ... Economics major at Stanford, and participated in NFL Business and Entrepreneurial Program at Stanford graduate school of business in 2009 ... Founded Easii foundation in 2007, with goal of helping underprivileged youth gain college scholarships ... Crowned EA Sports Madden Bowl champion in 2007 and '08 ... Has twin boys (Amari and Aiden) ... Father, Edwin, played DE for Denver Broncos from 1973-76, first Bahamian NFL player.

ALEX SMITH'S STATISTICS

			RECEIVING					RUSHING					SCORING					
YEAR	TEAM	G-S	NO	YDS	AVG	LG	TD	ATT	YDS	AVG	LG	TD	TD	TD-R	TD-P	TD-Rt	2-PtC	PTS
2005	Tampa Bay	16-10	41	367	9.0	24	2	—	—	—	—	—	2	0	2	0	0	12
2006	Tampa Bay	14-7	35	250	7.1	27	3	—	—	—	—	—	3	0	3	0	0	18
2007	Tampa Bay	14-14	32	385	12.0	33	3	—	—	—	—	—	3	0	3	0	0	18
2008	Tampa Bay	14-12	21	250	11.9	34	3	—	—	—	—	—	3	0	3	0	1	20
2009	Philadelphia	16-5	3	25	8.3	11	0	—	—	—	—	—	0	0	0	0	0	0
2010	Cleveland	3-1	1	6	6.0	6	0	—	—	—	—	—	0	0	0	0	0	0
2011	Cleveland	14-4	14	131	9.4	20	1	—	—	—	—	—	1	0	1	0	0	6
2012	Cleveland	12-2	13	47	3.6	17	0	—	—	—	—	—	0	0	0	0	0	0
T.B. TOTALS		58-43	129	1252	9.7	34	11	—	—	—	—	—	11	0	11	0	1	68
PHIL. TOTALS		16-5	3	25	8.3	11	0	—	—	—	—	—	0	0	0	0	0	0
CLE. TOTALS		29-7	28	184	6.6	20	1	—	—	—	—	—	1	0	1	0	0	6
CAREER		103-55	160	1461	9.1	34	12	—	—	—	—	—	12	0	12	0	1	74

		SPECIAL TEAMS								KICKOFF RETURNS						PUNT RETURNS					
YEAR	TEAM	ST	AT	TT	FF	FR-YDS	BP	BFG	BXP	NO	YDS	AVG	FC	LG	TD	NO	YDS	AVG	FC	LG	TD
2005	Tampa Bay	1	1	2	1	0-0	0	0	0	1	12	12.0	0	12	0	—	—	—	—	—	—
2008	Tampa Bay	2	0	2	0	0-0	0	0	0	2	17	8.5	0	17	0	—	—	—	—	—	—
2009	Philadelphia	0	0	0	0	0-0	0	0	0	1	4	4.0	0	4	0	—	—	—	—	—	—
2011	Cleveland	1	0	1	0	0-0	0	0	0	0	0	—	0	—	0	—	—	—	—	—	—
T. B. TOTALS		3	1	4	1	0-0	0	0	0	3	29	9.7	0	17	0	—	—	—	—	—	—
PHIL. TOTALS		0	0	0	0	0-0	0	0	0	1	4	4.0	0	4	0	—	—	—	—	—	—
CLE. TOTALS		1	0	1	0	0-0	0	0	0	0	0	—	0	—	0	—	—	—	—	—	—
CAREER		4	1	5	1	0-0	0	0	0	4	33	8.3	0	17	0	—	—	—	—	—	—

RECEIVING SINGLE-GAME HIGHS: RECEPTIONS—8 (for Tampa Bay; 12-24-05 vs. Atlanta). YARDS—79 (for Tampa Bay; 12-23-07 at San Francisco). LONG—34 (for Tampa Bay; 10-26-08 at Dallas). TOUCHDOWNS—2 (two times; most recently for Tampa Bay on 10-7-07 at Indianapolis).

POSTSEASON

			RECEIVING					RUSHING					SCORING					
YEAR	TEAM	G-S	NO	YDS	AVG	LG	TD	ATT	YDS	AVG	LG	TD	TD	TD-R	TD-P	TD-Rt	2-PtC	PTS
2005	Tampa Bay	1-1	3	14	4.7	11	0	—	—	—	—	—	0	0	0	0	0	0
2007	Tampa Bay	1-1	3	26	8.7	15	1	—	—	—	—	—	1	0	1	0	0	6
2009	Philadelphia	1-0	1	8	8.0	8	0	—	—	—	—	—	0	0	0	0	0	0
T.B. TOTALS		2-2	6	40	6.7	15	1	—	—	—	—	—	1	0	1	0	0	6
PHIL. TOTALS		1-0	1	8	8.0	8	0	—	—	—	—	—	0	0	0	0	0	0
CAREER		3-2	7	48	6.9	15	1	—	—	—	—	—	1	0	1	0	0	6

2012 REGULAR-SEASON GAME-BY-GAME

		RECEIVING					RUSHING				
DATE	OPPONENT	NO	YDS	AVG	LG	TD	ATT	YDS	AVG	LG	TD
				Cleveland							
9-9	PHILADELPHIA	1	-1	-1.0	-1	0	—	—	—	—	—
9-16	at Cincinnati	3	30	10.0	17	0	—	—	—	—	—
9-23	BUFFALO			INACTIVE					INACTIVE		
9-27	at Baltimore			INACTIVE					INACTIVE		
10-7	at New York Giants			INACTIVE					INACTIVE		
10-14	CINCINNATI	0	0	0	0	0	—	—	—	—	—
10-21	at Indianapolis			INACTIVE					INACTIVE		
10-28	SAN DIEGO	1	1	1.0	1	0	—	—	—	—	—
11-4	BALTIMORE	3	8	2.7	4	0	—	—	—	—	—
11-11	— BYE —										
11-18	at Dallas	1	2	2.0	2	0	—	—	—	—	—
11-25	PITTSBURGH	0	0	0.0	0	0	—	—	—	—	—
12-2	at Oakland	1	1	1.0	1	0	—	—	—	—	—
12-9	KANSAS CITY	0	0	0	0	0	—	—	—	—	—
12-16	WASHINGTON	2	8	4.0	7	0	—	—	—	—	—
12-23	at Denver	1	-2	-2.0	-2	0	—	—	—	—	—
12-30	at Pittsburgh	0	0	0	0	0	—	—	—	—	—
TOTALS		13	47	3.6	17	0	—	—	—	—	—

SMITH, ANDRE — OT #71

Height: 6-4
Weight: 335
College: Alabama
Experience: 5th-year player in 2013

2012 games-starts: 16-16
Career games-starts: 43-35
Born: 1-25-87
Hometown: Birmingham, Ala.
Acquired: D1'09

First-round selection from 2009 draft is a major Bengals re-signing for 2013, from unrestricted free agent ranks ... Has held team's starting ROT role since October 2010 ... Helped HB BenJarvus Green-Ellis lead NFL last season in third-and-one rushing conversions (14), with Green-Ellis failing to convert only once ... Part of run-blocking effort for Green-Ellis to gain at least 100 yards four times in a five-game stretch (Games 10-12 and 14), with 168.2 team average in that span ... Saw action last season in 14 games and in Wild Card playoff ... Consensus 2008 All-America selection at Alabama, rated among the most powerful run blockers in Southeastern Conference history.

Career transactions: Selected by Cincinnati in first round of 2009 NFL Draft (sixth overall) ... Signed with Bengals on 8-30-09 ... Re-signed with Bengals as unrestricted free agent on 4-26-13.

2012 general: One of 10 Bengals to start all 16 games ... Helped HB BenJarvus Green-Ellis rank first in NFL in third-and-one rushing conversions, edging Houston's Arian Foster by one (14-13), and Green-Ellis had only 15 attempts to Foster's 19.

2012 game-by-game: On Sept. 16 vs. Cleveland, helped lead blocking effort for offensive output that netted 375 yards and 34 points ... Supported blocking effort Sept. 23 at Washington that netted season highs in yards (478) and points (38) ... Contributed to 382-yard output Sept. 30 at Jacksonville, with offense allowing no sacks ... Supported blocking effort Oct. 14 at Cleveland that paved way for 438 yards of total offense ... In Nov. 11 win vs. Giants that started season's second-half surge, helped offense allow no sacks for third game on the year ... Supported 189 team rushing yards Nov. 18 at Kansas City ... Supported season-best 221 rushing yards, with 6.5 average, on Nov. 25 vs. Oakland ... On Dec. 2 at San Diego, supported third straight 100-yard rushing game for BenJarvus Green-Ellis (25-118) and helped lead pass protection that allowed only one sack for zero yards ... Helped support blocking effort for team's 146 yards net rushing Dec. 9 vs. Dallas ... In Thursday night win Dec. 13 at Philadelphia, aided rushing effort of 41-for-157 (3.8) and season-best 37:40 possession time, with Green-Ellis (106) becoming only second player in team history to have four 100-yard rushing totals in span of five games.

Previous seasons: 2009—Missed most of preseason due to contract negotiations, then suffered fracture in left foot on Sept. 1 (his first week of practice) ... Was on roster exemption for season opener, Sept. 13 vs. Denver ... Added to roster on Sept. 14, and returned to practice the week of Game 7 ... Game day inactive for Games 2-10 ... Played in Games 11-16, and credited with one start ... Made NFL debut on Nov. 29 vs. Cleveland ... Supported three individual 100-yard rushing efforts over season's final six games, and aided a Bengals playoff record of 169 rushing yards by HB Cedric Benson in Wild Card playoff on 1-9-10 vs. N.Y. Jets. 2010—Played in seven games ... Claimed No. 1 ROT position in Games 6-8, but suffered foot fracture (fifth metatarsal) in practice Nov. 10, forcing him to Reserve/Injured list on Nov. 13 ... Helped offense rank fifth in the NFL in fewest sacks allowed per passing play (one every 22.07 plays) ... Aided offensive outputs of 469 yards on Oct. 24 at Atlanta (the most by the team since Game 2 of 2007), and 413 yards on Oct. 3 at Cleveland. 2011—Started at ROT in Games 1-12 and 15-16, and in Wild Card playoff ... Left Game 12, Dec. 4 at Pittsburgh, due to ankle injury, and was inactive for Games 13-14 ... Contributed to pass protection that ranked tied for fourth in NFL in fewest sacks allowed (25) ... On Sept. 11 at Cleveland averted a major offensive giveaway by recovering an Andy Dalton fumble at Bengals eight-yard line ... Helped team rush 32-for-171 (5.3 average) Oct. 2 vs. Buffalo, including 104 yards for HB Cedric Benson ... On Oct. 16 vs. Indianapolis, supported pass-protection effort that held Colts for the first time on season without a sack, playing primarily against standout DE Robert Mathis ... Aided 165-yard rushing total on Dec. 24 vs. Arizona.

College: Played three seasons (2006-08) at Alabama, entering NFL Draft after his junior year ... Started 38 games at LOT over three seasons, and was credited with 46 TD-producing blocks ... Was only the seventh true freshman in Crimson Tide history to start his first game in the program ... As a sophomore in 2007, he shared SEC's Jacobs Blocking Trophy with Arkansas C Jonathan Luigs, who was a Bengal in '09.

Smith makes it five: As a junior at Alabama, Smith won the 2008 Outland Trophy, the "Heisman" for linemen. The award currently goes to the player voted as the nation's top offensive lineman or interior defensive lineman. In earlier years, defensive ends were also eligible. Smith is the fifth Bengal to have won the Outland, joining DT Mike Reid (1969, Penn State), DE Ross Browner ('76, Notre Dame), C Dave Rimington ('81 and '82, Nebraska) and DE Jason Buck ('86, Brigham Young). All five of the Bengals' Outland winners were first-round draft choices by Cincinnati.

Personal: Hometown is Birmingham, Ala. ... Attended Huffman High School, where he was the consensus top-rated offensive lineman in the nation as a senior ... Also as a prep senior, became the first OL to win the state of Alabama's "Mr. Football" award ... General studies major at Alabama.

ANDRE SMITH'S STATISTICS

GAMES-STARTS

YEAR	TEAM	GAMES	STARTS
2009	Cincinnati	6	1
2010	Cincinnati	7	4
2011	Cincinnati	14	14
2012	Cincinnati	16	16
CAREER		43	35

POSTSEASON

GAMES-STARTS

YEAR	TEAM	GAMES	STARTS
2009	Cincinnati	1	0
2011	Cincinnati	1	1
2012	Cincinnati	1	1
CAREER		3	2

STEPHENS, TERRENCE — DT #62

Height: 6-1
Weight: 315
College: Stanford
Experience: Rookie in 2013

2012 games-starts: 0-0
Career games-starts: 0-0
Born: 1-7-91
Hometown: Germantown, Md.
Acquired: CFA'13

College free agent earned Bengals contract after impressing as a tryout player in rookie minicamp ... Played in 42 games (20 starts) in four seasons at Stanford (2009-12) ... Earned All-Pac 12 honorable mention honors as senior.

Career transactions: Signed with Cincinnati as college free agent on 5-13-13.

More college highlights: 2012—Played in 11 games with seven starts ... Tied up blockers in middle of defense that led nation in sacks (56) and tackles-for-loss (120) ... In regular-season home finale vs. Oregon State, his five tackles included two for-loss and an eight-yard sack that forced a fumble in comeback win. 2011—Started all 13 games at nose tackle ... Forced a fumble at goal line to preserve Stanford's triple overtime victory at USC. 2010—Saw reserve duty in 12 of 13 games as a sophomore. 2009—Played in six games as a freshman, logging four tackles.

High school: Attended Quince Orchard High School in Gaithersburg, Md., where he was a consensus All-State selection as junior and senior ... Also an outstanding high school wrestler, going 29-1 as a junior, when he was runner-up at state championship.

Personal: Hometown is Gaithersburg, Md. ... In high school, was member of National Honor Society and a four-year member of NAACP Leadership Council ... Young African-American Men Coalition Award winner ... African-American Festival for Academic Excellence Award recipient ... Graduated from Stanford with a degree in psychology.

STILL, DEVON — DT #75

Height: 6-5
Weight: 320
College: Penn State
Experience: 2nd-year player in 2013

2012 games-starts: 8-0
Career games-starts: 8-0
Born: 7-11-89
Hometown: Wilmington, Del.
Acquired: D2'12

Still hopes to build in '13 on a promising rookie season ... Second-round 2012 draft pick was active as part of D-line rotation in season's first half, and had a shared sack and a forced fumble ... Inactive for season's last eight games and for Wild Card playoff, as his rotation time was claimed by return of injured veteran Pat Sims, but Still will have a chance to increase his role in 2013 ... Was rated an elite playmaker among interior defensive linemen during his Penn State career ... First-team Associated Press All-American in 2011 and also was named Big Ten Defensive Player of the Year ... Cousin of two NFL All-Pro defenders, DE Art Still (Kansas City) and LB Levon Kirkland (Pittsburgh).

Career transactions: Selected by Cincinnati in second round of 2012 NFL Draft (53rd overall) ... Signed with Bengals on 5-12-12.

2012 highlights: Played in eight games (Games 1-8), totaling 20 tackles with half sack and forced fumble ... Inactive for Games 9-16 and for Wild Card playoff ... Two tackles Sept. 10 at Baltimore ... Two tackles Sept. 23 at Washington ... Three tackles Oct. 7 vs. Miami ... Two tackles Oct. 21 vs. Pittsburgh, and had shared sack and forced fumble against Ben Roethlisberger in second quarter, with Bengals recovering at Steelers' eight to set up TD on next play ... Personal season-best of seven tackles Nov. 4 vs. Denver ... Played in all four preseason games and recorded six tackles with one pass defensed.

College: Played four years (2008-11) at Penn State, preceded by redshirt year in '07 ... After senior season, was the only defensive player among the three finalists for the 2011 Outland Trophy, which is awarded annually to the nation's top offensive or interior defensive lineman (the award went to Alabama OT Barrett Jones) ... Had 8.5 sacks and 27 tackles-for-loss during his final two seasons ... Started career slowly due to two serious injuries (ACL tear in '07 and ankle fracture in '08), but broke out with fine junior season and topped it with much better senior year ... As a senior, became first Penn State player since DE Courtney Brown in 1999 to earn Big Ten Defensive Player of the Year honors from both coaches and media ... Recorded career-high 55 tackles and tied for second on team in sacks (4.5 for minus-36 yards) ... Led Big Ten's top scoring defense (16.8) ... As a junior, led team in sacks (4.0) while posting 39 tackles and 10.0 tackles-for-loss.

Personal: Born in Camden, N.J., but hometown is Wilmington, Del. ... Attended Howard High School of Technology in Wilmington, where he played on the offensive line as well as the defensive line as both a junior and senior, earning all-state honors at both positions ... Also a member of the prep basketball and track teams ... Graduated from Penn State in December 2011 with a degree in crime, law and justice ... Has a daughter, Leshari ... First name is pronounced "DEV-un."

DEVON STILL'S STATISTICS

			DEFENSE							INTERCEPTIONS					SCORING				
YEAR	TEAM	G-S	ST	AT	TT	SKS-YDS	PD	FF	FR-YDS	NO	YDS	AVG	LG	TD	TD	TD-IntRt	TD-FRRt	S	PTS
2012	Cincinnati	8-0	5	15	20	0.5-2.5	0	1	0-0	—	—	—	—	—	—	—	—	—	—
CAREER		8-0	5	15	20	0.5-2.5	0	1	0-0	—	—	—	—	—	—	—	—	—	—

POSTSEASON

			DEFENSE							INTERCEPTIONS					SCORING				
YEAR	TEAM	G-S	ST	AT	TT	SKS-YDS	PD	FF	FR-YDS	NO	YDS	AVG	LG	TD	TD	TD-IntRt	TD-FRRt	S	PTS
2012	Cincinnati	0-0	0	0	0	0-0	0	0	0-0	—	—	—	—	—	—	—	—	—	—
CAREER		0-0	0	0	0	0-0	0	0	0-0	—	—	—	—	—	—	—	—	—	—

* NOTE: Still was inactive for one postseason game with Cincinnati in 2012.

2012 REGULAR-SEASON GAME-BY-GAME

		DEFENSE								INTERCEPTIONS				
DATE	OPPONENT	ST	AT	TT	SKS-YDS	INT-YDS	PD	FF	FR-YDS	NO	YDS	AVG	LG	TD
9-10	at Baltimore	1	1	2	0-0	0-0	0	0	0-0	—	—	—	—	—
9-16	CLEVELAND	0	1	1	0-0	0-0	0	0	0-0	—	—	—	—	—
9-23	at Washington	0	2	2	0-0	0-0	0	0	0-0	—	—	—	—	—
9-30	at Jacksonville	0	0	0	0-0	0-0	0	0	0-0	—	—	—	—	—
10-7	MIAMI	1	2	3	0-0	0-0	0	0	0-0	—	—	—	—	—
10-14	at Cleveland	1	2	3	0-0	0-0	0	0	0-0	—	—	—	—	—
10-21	PITTSBURGH	0	2	2	0.5-2.5	0-0	0	1	0-0	—	—	—	—	—
10-28	— BYE —													
11-4	DENVER	2	5	7	0-0	0-0	0	0	0-0	—	—	—	—	—
11-11	N.Y. GIANTS				INACTIVE						INACTIVE			
11-18	at Kansas City				INACTIVE						INACTIVE			
11-25	OAKLAND				INACTIVE						INACTIVE			
12-2	at San Diego				INACTIVE						INACTIVE			
12-9	DALLAS				INACTIVE						INACTIVE			
12-13	at Philadelphia				INACTIVE						INACTIVE			
12-23	at Pittsburgh				INACTIVE						INACTIVE			
12-30	BALTIMORE				INACTIVE						INACTIVE			
TOTALS		5	15	20	0.5-2.5	0-0	0	1	0-0	—	—	—	—	—

STOUDERMIRE, TROY — CB #22

Height: 5-10
Weight: 199
College: Minnesota
Experience: Rookie in 2013

2012 games-starts: 0-0
Career games-starts: 0-0
Born: 7-1-90
Hometown: Dallas, Texas
Acquired: CFA'13

College free agent signee saw action in all three phases of the game over his Minnesota career ... Finished career as the NCAA's all-time leader in kickoff return yards (3615 on 144 returns) ... Began career as primarily a wide receiver before making permanent switch to cornerback before his junior season ... Granted a medical redshirt after missing final eight games of 2011 season due to injury ... Was named honorable mention All-Big Ten by media as a fifth-year senior.

Career transactions: Signed with Cincinnati as college free agent on 4-30-13.

More college highlights: Played over five seasons (2008-12) at Minnesota, including a season in which he was redshirted due to an early injury. 2012—Started all 13 games at CB and led Gophers in tackles (82) ... Returned 22 kickoffs for 513 yards to become NCAA career leader in KOR yards. 2011—Started first four games at CB, with two INTs, before missing the final eight games due to injury ... Took a medical redshirt. 2010—Appeared in 11 games, including six starts at CB, making his first career start at CB that season vs. Purdue. 2009—Caught 26 passes for 306 yards and two TDs ... Led team with 1376 all-purpose yards. 2008—Set Minnesota single-season record for both kickoff returns (42) and KOR yards (1083) ... Opened the year as a CB but worked primarily as a receiver.

High school: As a senior attended Skyline High School (Dallas, Texas), where he was a quadruple threat ... Rushed for 1153 yards with 10 TDs, had 19 receptions for 268 yards, passed for 514 yards and four scores and returned three punts for TDs ... Previously attended Seagoville (Texas) High School, where as a junior he was named Class 4A regional MVP while earning second-team all-area honors from Dallas Morning News.

Personal: Hometown is Dallas, Texas ... Graduated with a degree in Youth Studies from Minnesota ... Last name is pronounced "STEW-der-mire."

SULLEN, JOHN — G #61

Height: 6-6
Weight: 340
College: Auburn
Experience: Rookie in 2013

2012 games-starts:
Career games-starts:
Born: 12-31-90
Hometown: Auburn, Ala.
Acquired: CFA'13

College free agent signee played in 50 games at Auburn, groomed as a reserve his first two seasons and moving into starting role as a junior and senior ... Played primarily left guard as a senior and right guard as a junior.

Career transactions: Signed with Cincinnati as college free agent on 4-30-13.

More college highlights: 2012—As a senior, started all 12 games (11 at LG and one at RG) ... Played in the Raycom College All-Star game after the season. 2011—As a junior, played in all 13 games, with 11 starts at RG. 2010—Played in every game as a sophomore for an Auburn team that claimed the BCS national championship with a title game victory over Oregon. 2009—Appeared in all 13 of Auburn's games as a freshman, and made one start on Sept. 26 vs. Ball State.

High school: Attended Auburn (Ala.) High School, where he was named to Class 6A All-State team by Alabama Sports Writers Association as a senior ... Earned ASWA Honorable Mention All-State honors as a junior ... Named to PrepStar's All-Southeast Region team.

Personal: Hometown is Auburn, Ala. ... Majored in history at Auburn ... Named to 2011 SEC Academic Honor Roll.

TATE, BRANDON — WR #19

Height: 6-1
Weight: 195
College: North Carolina
Experience: 5th-year player in 2013

2012 games-starts: 16-3
Career games-starts: 50-14
Born: 10-5-87
Hometown: Burlington, N.C.
Acquired: W(N.E.)'11

A key waiver pickup from New England just before start of 2011 regular season, Tate has contributed in various roles ... Saw action in '12 at WR, punt returner and kickoff returner, after playing in 2011 primarily as return specialist ... Had a 44-yard TD catch ... Has qualified as team's all-time leader in average yards per punt return (10.1) ... Earned an AFC Special Teams Player of the Week award in '11 ... Set franchise record in '11 for combined kickoff and punt returns in a season (93), as well as for total punt return yards (543) and most punt returns (51) ... Returned two kickoffs for TDs for New England in '10.

Career transactions: Selected by New England in third round of 2009 NFL Draft (83rd overall) ... Signed with Patriots on 7-23-09 ... Waived by Patriots on 9-3-12, and acquired 9-4-12 by Cincinnati on waivers ... Re-signed with Bengals as unrestricted free agent on 3-25-13.

2012 general: Played in every game, logging 13 catches for 211 yards and one TD ... Also played in Wild Card playoff ... His 16.2-yard per-catch average led the team ... Averaged 8.9 yards on 21 punt returns and 24.8 yards on 32 kickoff returns ... Closed season with Bengals career average of 10.1 yards on punt returns, just ahead of Quan Cosby (10.0) for club record.

2012 game-by-game: Three-for-71 receiving in win Sept. 16 vs. Cleveland, including a 44-yard TD in third quarter ... One catch for 11 yards on Oct. 14 at Cleveland, and averaged 14.5 yards on four punt returns, including a 32-yarder that set up a Bengals TD ... On Oct. 21 vs. Pittsburgh, averaged 36.3 yards on three kickoff returns, including a 45-yarder, and had a three-yard catch ... Averaged 35.3 yards on three KOR on Nov. 4 vs. Denver, and had a 17-yard reception ... On Nov. 11 vs. N.Y. Giants, had a key blitz pick-up that freed Andy Dalton to throw 56-yard TD pass to A.J. Green on game's first possession ... One catch for 24 yards on Nov. 18 at Kansas City ... In playoff-clinching win on Dec. 23 at Pittsburgh, had a 23-yard gain to the Pittsburgh 24-yard line on a shovel pass in the second quarter, setting up a Cincinnati FG ... On Dec. 30 vs. Baltimore, his 44-yard reception in fourth quarter from QB Bruce Gradkowski set up FG that put Cincinnati ahead to stay.

Previous seasons: 2009—Limited by injuries to two games for New England ... Played his first game Oct. 25 against Tampa Bay ... Tampa Bay game was in England at London's Wembley Stadium, and he had an 11-yard rush plus two KOR for 22.0 average ... Placed on Reserve/Injured list Nov. 14. 2010—Led New England with 18.0-yard reception average, catching 24 for 432 yards and three TDs ... Third in AFC and sixth in NFL in kickoff returns, with 25.8-yard average on 41 attempts ... Returned second-half kickoff 97 yards for TD Sept. 12 vs. Bengals ... Returned second-half kickoff 103 yards for TD Oct. 4 at Miami, second-longest KOR in Patriots history ... Was first Patriot since 2002 to return two kickoffs for TDs in a season ... Had three catches for 103 yards on Oct. 31 vs. Minnesota, including 65-yard TD that was Patriots' longest scrimmage play of season ... Two TD receptions in regular-season finale 1-2-11 vs. Miami, for 40 and 42 yards ... Started Divisional playoff game 1-16-11 vs. N.Y. Jets (no catches), logging 21.6-yard average on five KORs. 2011—Played in all 16 Bengals games, plus Wild Card playoff ... Saw action primarily on special teams, averaging 10.6 yards on 51 punt returns (eighth in AFC), with one TD, and 23.8 yards (seventh in AFC) on 42 kickoff returns ... His 51 punt returns broke Bengals season record of 43, set in 1993 by Patrick Robinson ... Had 33-yard punt return Oct. 16 vs. Indianapolis to Colts' 48-yard line, setting up a TD drive ... Named AFC Special teams Player of the Week for performance Oct. 30 at Seattle, when his 186 total return yards included 56-yard punt return for TD ... Became first Bengal since Patrick Robinson in 1993 to lead team in both total punt returns and total kickoff returns ... Averaged 35.5 yards on two punt returns Dec. 18 at St. Louis, including 56-yarder in third quarter that set up a Cincinnati TD for a 13-6 lead ... In Wild Card playoff on 1-7-12 at Houston, averaged 6.7 yards on three punt returns and had a 22-yard kickoff return.

College: Left North Carolina with the NCAA record for combined career punt and kickoff return yards (3523), despite missing the final seven games of his 2008 senior season ... Set Atlantic Coast Conference records for both career kickoff returns (109) and career kickoff return yards (2688) ... In 2006 vs. Duke, became ninth player in NCAA history to return a kickoff and a punt for TDs in same game.

Personal: Hometown is Burlington, N.C. ... Attended Cummings High School, where he was a three-year starter in both football and basketball ... Helped lead prep basketball team to a state title as a junior, playing guard ... Communications major at North Carolina.

BRANDON TATE'S STATISTICS

			RECEIVING					RUSHING					SCORING					
YEAR	TEAM	G-S	NO	YDS	AVG	LG	TD	ATT	YDS	AVG	LG	TD	TD	TD-R	TD-P	TD-Rt	2-PtC	PTS
2009	New England	2-1	0	0	—	—	0	1	11	11.0	11	0	0	0	0	0	0	0
2010	New England	16-10	24	432	18.0	65t	3	5	62	12.4	22	0	5	0	3	*2	0	30
2011	Cincinnati	16-0	0	0	—	—	0	0	0	—	—	0	1	0	0	*1	0	6
2012	Cincinnati	16-3	13	211	16.2	44t	1	1	0	0.0	0	0	1	0	1	0	0	6
N.E. TOTALS		18-11	24	432	18.0	65t	3	6	73	12.2	22	0	5	0	3	2	0	30
CIN. TOTALS		32-3	13	211	16.2	44t	1	1	0	0.0	0	0	2	0	1	1	0	12
CAREER		50-14	37	643	17.4	65t	4	7	73	10.4	22	0	7	0	4	3	0	42

		SPECIAL TEAMS								KICKOFF RETURNS						PUNT RETURNS					
YEAR	TEAM	ST	AT	TT	FF	FR-YDS	BP	BFG	BXP	NO	YDS	AVG	FC	LG	TD	NO	YDS	AVG	FC	LG	TD
2009	New England	—	—	—	—	—	—	—	—	4	106	26.5	0	34	0	0	0	—	0	—	0
2010	New England	—	—	—	—	—	—	—	—	41	1057	25.8	0	103t	2	1	4	4.0	0	4	0
2011	Cincinnati	—	—	—	—	—	—	—	—	42	998	23.8	0	45	0	51	543	10.6	17	56t	1
2012	Cincinnati	—	—	—	—	—	—	—	—	32	795	24.8	0	45	0	21	187	8.9	11	32	0
N.E. TOTALS		—	—	—	—	—	—	—	—	45	1163	25.8	0	103t	2	1	4	4.0	0	4	0
CIN. TOTALS		—	—	—	—	—	—	—	—	74	1793	24.2	0	45	0	72	730	10.1	28	56t	1
CAREER		—	—	—	—	—	—	—	—	119	2956	24.8	0	103t	2	73	734	10.1	28	56t	1

RECEIVING SINGLE-GAME HIGHS: RECEPTIONS—4 (two times; most recently for New England on 10-4-10 at Miami). YARDS—101 (for New England; 10-31-10 vs. Minnesota). LONG—65t (for New England; 10-31-10 vs. Minnesota). TOUCHDOWNS—1 (three times; most recently for Cincinnati on 9-16-12 vs. Cleveland).

RUSHING SINGLE-GAME HIGHS: ATTEMPTS—1 (six times; most recently for Cincinnati on 12-13-12 at Philadelphia). YARDS—22 (for New England; 10-17-10 vs. Baltimore). LONG—22 (for New England; 10-17-10 vs. Baltimore). TOUCHDOWNS—(none).

KICKOFF RETURN SINGLE-GAME HIGHS: RETURNS—6 (for New England; 9-26-10 vs. Buffalo). YARDS—184 (for New England; 9-12-10 vs. Cincinnati). LONG—103t (for New England; 10-4-10 at Miami). TOUCHDOWNS—1 (two times; most recently for New England on 10-4-10 at Miami).

PUNT RETURN SINGLE-GAME HIGHS: RETURNS—7 (for Cincinnati; 10-2-11 vs. Buffalo). YARDS—73 (for Cincinnati; 10-30-11 at Seattle). LONG—56 (two times; most recently for Cincinnati on 12-18-11 at St. Louis ... [NOTE: Tate's first 56-yarder — on 10-30-11 at Seattle — went for a touchdown while his most recent one did not]). TOUCHDOWNS—1 (for Cincinnati; 10-30-11 at Seattle).

POSTSEASON

			RECEIVING					RUSHING					SCORING					
YEAR	TEAM	G-S	NO	YDS	AVG	LG	TD	ATT	YDS	AVG	LG	TD	TD	TD-R	TD-P	TD-Rt	2-PtC	PTS
2009	New England	0-0	DID NOT PLAY**					DID NOT PLAY**					DID NOT PLAY**					
2010	New England	1-1	0	0	—	—	0	1	11	11.0	11	0	—	—	—	—	—	—
2011	Cincinnati	1-0	0	0	—	—	0	0	0	—	—	0	—	—	—	—	—	—
2012	Cincinnati	1-0	0	0	—	—	0	0	0	—	—	0	—	—	—	—	—	—
N.E. TOTALS		1-1	0	0	—	—	0	1	11	11.0	11	0	—	—	—	—	—	—
CIN. TOTALS		2-0	0	0	—	—	0	0	0	—	—	0	—	—	—	—	—	—
CAREER		3-1	0	0	—	—	0	1	11	11.0	11	0	—	—	—	—	—	—

		SPECIAL TEAMS								KICKOFF RETURNS						PUNT RETURNS					
YEAR	TEAM	ST	AT	TT	FF	FR-YDS	BP	BFG	BXP	NO	YDS	AVG	FC	LG	TD	NO	YDS	AVG	FC	LG	TD
2010	New England	—	—	—	—	—	—	—	—	5	108	21.6	0	33	0	0	0	—	0	—	0
2011	Cincinnati	—	—	—	—	—	—	—	—	1	22	22.0	0	22	0	3	20	6.7	1	8	0
2012	Cincinnati	—	—	—	—	—	—	—	—	1	43	43.0	0	43	0	2	12	6.0	0	12	0
N.E. TOTALS		—	—	—	—	—	—	—	—	5	108	21.6	0	33	0	0	0	—	0	—	0
CIN. TOTALS		—	—	—	—	—	—	—	—	2	65	32.5	0	43	0	5	32	6.4	1	12	0
CAREER		—	—	—	—	—	—	—	—	7	173	24.7	0	43	0	5	32	6.4	1	12	0

* NOTE: Tate scored two touchdowns on kickoff returns with New England in 2010. In 2011, scored a touchdown on punt return with Cincinnati.

** NOTE: Tate was on the Reserve/Injured list for one postseason game with New England in 2009.

2012 REGULAR-SEASON GAME-BY-GAME

		RECEIVING					RUSHING				
DATE	OPPONENT	NO	YDS	AVG	LG	TD	ATT	YDS	AVG	LG	TD
9-10	at Baltimore	1	3	3.0	3	0	0	0	—	—	0
9-16	CLEVELAND	3	71	23.7	44t	1	0	0	—	—	0
9-23	at Washington	0	0	—	—	0	0	0	—	—	0
9-30	at Jacksonville	0	0	—	—	0	0	0	—	—	0
10-7	MIAMI	0	0	—	—	0	0	0	—	—	0
10-14	at Cleveland	1	11	11.0	11	0	0	0	—	—	0
10-21	PITTSBURGH	1	3	3.0	3	0	0	0	—	—	0
10-28	— BYE —										
11-4	DENVER	1	17	17.0	17	0	0	0	—	—	0
11-11	N.Y. GIANTS	0	0	—	—	0	0	0	—	—	0
11-18	at Kansas City	1	24	24.0	24	0	0	0	—	—	0
11-25	OAKLAND	1	6	6.0	6	0	0	0	—	—	0
12-2	at San Diego	0	0	—	—	0	0	0	—	—	0
12-9	DALLAS	0	0	—	—	0	0	0	—	—	0
12-13	at Philadelphia	0	0	—	—	0	1	0	0.0	0	0
12-23	at Pittsburgh	1	23	23.0	23	0	0	0	—	—	0
12-30	BALTIMORE	3	53	17.7	44	0	0	0	—	—	0
TOTALS		13	211	16.2	44t	1	1	0	0.0	0	0

		SPECIAL TEAMS								KICKOFF RETURNS						PUNT RETURNS					
DATE	OPPONENT	ST	AT	TT	FF	FR-YDS	BP	BFG	BXP	NO	YDS	AVG	FC	LG	TD	NO	YDS	AVG	FC	LG	TD
9-10	at Baltimore	—	—	—	—	—	—	—	—	3	64	21.3	0	25	0	2	19	9.5	0	14	0
9-16	CLEVELAND	—	—	—	—	—	—	—	—	3	72	24.0	0	30	0	0	0	—	0	—	0
9-23	at Washington	—	—	—	—	—	—	—	—	2	45	22.5	0	31	0	2	16	8.0	1	14	0
9-30	at Jacksonville	—	—	—	—	—	—	—	—	0	0	—	0	—	0	3	33	11.0	1	19	0
10-7	MIAMI	—	—	—	—	—	—	—	—	1	34	34.0	0	34	0	0	0	—	0	—	0
10-14	at Cleveland	—	—	—	—	—	—	—	—	3	61	20.3	0	23	0	4	58	14.5	0	32	0
10-21	PITTSBURGH	—	—	—	—	—	—	—	—	3	109	36.3	0	45	0	0	0	—	1	—	0
10-28	— BYE —																				
11-4	DENVER	—	—	—	—	—	—	—	—	3	106	35.3	0	43	0	1	0	0.0	0	0	0
11-11	N.Y. GIANTS	—	—	—	—	—	—	—	—	2	24	12.0	0	24	0	1	7	7.0	0	7	0
11-18	at Kansas City	—	—	—	—	—	—	—	—	1	26	26.0	0	26	0	3	13	4.3	1	11	0
11-25	OAKLAND	—	—	—	—	—	—	—	—	1	25	25.0	0	25	0	2	8	4.0	1	5	0
12-2	at San Diego	—	—	—	—	—	—	—	—	3	56	18.7	0	25	0	1	16	16.0	1	16	0
12-9	DALLAS	—	—	—	—	—	—	—	—	2	55	27.5	0	35	0	0	0	—	0	—	0
12-13	at Philadelphia	—	—	—	—	—	—	—	—	3	62	20.7	0	33	0	2	17	8.5	2	9	0
12-23	at Pittsburgh	—	—	—	—	—	—	—	—	0	0	—	0	—	0	0	0	—	1	—	0
12-30	BALTIMORE	—	—	—	—	—	—	—	—	2	56	28.0	0	28	0	0	0	—	2	—	0
TOTALS		—	—	—	—	—	—	—	—	32	795	24.8	0	45	0	21	187	8.9	11	32	0



TAYLOR, BRUCE — LB #53

Height: 6-1
Weight: 245
College: Virginia Tech
Experience: Rookie in 2013

2012 games-starts: 0-0
Career games-starts: 0-0
Born: 12-31-89
Hometown: Riceboro, Ga.
Acquired: CFA'13

College free agent signee from a top defensive program closed career with 16.5 sacks and 33.5 tackles for loss ... Named honorable mention All-ACC selection as both junior and senior, as well as coaches' All-ACC selection as senior ... As sophomore, was leading tackler on 11-3 Orange Bowl team.

Career transactions: Signed with Cincinnati as college free agent on 4-30-13.

More college highlights: Played four seasons (2009-12) at Virginia Tech, with a redshirt year in 2008 ... Was both LB and DL early in college career ... Played in 40 games with 33 starts, and had 226 tackles and 41 QB pressures. 2012—Was honorable mention All-ACC selection, as well as coaches' All-ACC selection ... Appeared in all 12 games, with 11 starts, as a senior ... Finished season with 5.5 sacks and 10.5 TFLs ... Led team with 11 tackles in overtime defeat of Rutgers in Russell Athletic Bowl. 2011—As a junior, named honorable mention All-ACC selection despite missing last four games of regular season due to injury ... Tallied five sacks and seven TFLs. 2010—Started every game for 11-3 Orange Bowl club and led squad in tackles (91) ... Notched six sacks and team-high 15.5 TFLs ... Garnered ACC Defensive Lineman of the Week honors on two occasions ... Had seven tackles in Orange Bowl loss to Stanford. ... 2009—Played in six games as a freshman and recorded six tackles. 2008—Was under consideration for playing time as a true freshman, but was redshirted after suffering a shoulder injury late in preseason drills.

High school: Attended Myrtle Beach (S.C.) High School, where he was twice named Sun News "Toast of the Coast" Defensive Football Player of the Year ... As a senior, earned first-team AP all-state honors and helped team to an undefeated regular season ... Was ranked as No. 6 player in South Carolina by Rivals.com.

Personal: Hometown is Riceboro, Ga. ... Active in local Special Olympics program ... Majored in Human Development at Virginia Tech.

THOMPSON, BRANDON — DT #98

Height: 6-2
Weight: 325
College: Clemson
Experience: 2nd-year player in 2013

2012 games-starts: 3-0
Career games-starts: 3-0
Born: 10-19-89
Hometown: Thomasville, Ga.
Acquired: D3b'12

A powerful and consistent player for four seasons of high-level college action, Thompson saw action early in rookie NFL season ... Not a much-hyped player in college, but analysts rated him highly in terms of strength and smarts to be successful in NFL ... Had one of the dominant weightlifting performances at the '12 NFL Combine, with 35 bench presses (at 225 pounds).

Career transactions: Selected by Cincinnati in third round of 2012 NFL Draft (93rd overall) ... Signed with Bengals on 7-25-12.

2012 recap: Played three games (Games 1-2 and 4) and had two tackles ... Inactive for Games 3 and 5-16 ... One tackle Sept. 10 at Baltimore and Sept. 16 vs. Cleveland ... Played all four preseason games and had five tackles.

College: Played four seasons (2008-11) at Clemson ... Was a durable performer and saw action in 53 games, and 37 of his 38 starts came in his last three seasons ... Finished with 208 total tackles, including 4.5 sacks and 22.5 tackles-for-loss ... Had two forced fumbles and three fumble recoveries ... Was a team captain for 10-4 club as a senior and was named honorable mention All-America by Pro Football Weekly.

Personal: Hometown is Thomasville, Ga. ... Attended Thomasville (Ga.) High School, where he was a four-year starter as a two-way lineman ... Earned all-state honors as both a junior and a senior ... As a senior at Thomasville, he was named the state's Defensive Player of the Year by the Atlanta Journal-Constitution newspaper ... Management major at Clemson.

BRANDON THOMPSON'S STATISTICS

			DEFENSE							INTERCEPTIONS					SCORING				
YEAR	TEAM	G-S	ST	AT	TT	SKS-YDS	PD	FF	FR-YDS	NO	YDS	AVG	LG	TD	TD	TD-IntRt	TD-FRRt	S	PTS
2012	Cincinnati	3-0	1	1	2	0-0	0	0	0-0	—	—	—	—	—	—	—	—	—	—
CAREER		3-0	1	1	2	0-0	0	0	0-0	—	—	—	—	—	—	—	—	—	—

POSTSEASON

			DEFENSE							INTERCEPTIONS					SCORING				
YEAR	TEAM	G-S	ST	AT	TT	SKS-YDS	PD	FF	FR-YDS	NO	YDS	AVG	LG	TD	TD	TD-IntRt	TD-FRRt	S	PTS
2012	Cincinnati	0-0	DID NOT PLAY*							DID NOT PLAY*					DID NOT PLAY*				
CAREER		0-0	0	0	0	0-0	0	0	0-0	—	—	—	—	—	—	—	—	—	—

* NOTE: Thompson was inactive for one postseason game with Cincinnati in 2012.

WHALEN, RYAN — WR #88

Height: 6-1
Weight: 200
College: Stanford
Experience: 3rd-year player in 2013

2012 games-starts: 9-0
Career games-starts: 13-0
Born: 7-26-89
Hometown: Alamo, Calif.
Acquired: D6'11

Sixth-round 2011 draft choice joined Bengals' WR rotation in second half of 2012 and looks for increased role in '13 ... Played in the last eight games (nine overall), plus Wild Card playoff ... One of team's top route-runners ... Played in four games and Wild Card playoff as a rookie ... A top target in college for Stanford's Andrew Luck, taken first overall in 2012 NFL Draft by Indianapolis.

Career transactions: Selected by Cincinnati in sixth round of 2011 NFL Draft (167th overall) ... Signed with Bengals on 7-28-11.

2012 highlights: Played in nine games (Games 7 and 9-16) ... Had seven receptions for 53 yards ... Inactive for Games 1-6 and 8 ... Made 2012 debut Oct. 21 vs. Pittsburgh and led team in receptions (four) and receiving yards (31) ... One catch for six yards Nov. 18 at Kansas City ... One catch for 10 yards on Dec. 2 at San Diego ... On Dec. 23 at Pittsburgh, had a six-yard catch that converted a third down ... Battled injuries during training camp, but played in the final two preseason games and caught four passes for 41 yards.

2011: Played in four games (Games 3 and 14-16), logging four catches for 27 yards ... Inactive for Games 1-2 and 4-13 ... Made Bengals debut Sept. 25 vs. San Francisco (no statistics) ... Had one catch, his first as a pro, Dec. 18 at St. Louis — a seven-yarder to convert a third-and-five situation on a FG drive ... Three catches for 20 yards Dec. 24 vs. Arizona ... Caught two-for-24 in Wild Card playoff on 1-7-12 at Houston ... Played in two preseason games, logging five catches for 36 yards.

College: Played four seasons (2007-10) at Stanford ... Played 48 games with 27 starts ... Was team's leading receiver as sophomore and as junior, and finished second as senior when he missed two games and was limited in several others due to injury ... Team captain and honorable mention All-Pac 10 selection as senior while helping lead Stanford to 12-1 record and No. 4 national ranking.

Personal: Hometown is Alamo, Calif. ... Majored at Stanford in science, technology and society ... Attended Monte Vista High in Danville, Calif., where he earned all-state honors as a senior, catching 80 passes and scoring 14 TDs ... Also earned all-state honors in basketball ... As a college junior, earned second-team Academic All-America honors from ESPN The Magazine ... Married (wife Shelley) ... Earned bachelor's degree from Stanford in 2011 ... Hobbies include reading, the beach, hiking, hunting and traveling.

RYAN WHALEN'S STATISTICS

			RECEIVING					RUSHING					SCORING					
YEAR	TEAM	G-S	NO	YDS	AVG	LG	TD	ATT	YDS	AVG	LG	TD	TD	TD-R	TD-P	TD-Rt	2-PtC	PTS
2011	Cincinnati	4-0	4	27	6.8	13	0	—	—	—	—	—	—	—	—	—	—	—
2012	Cincinnati	9-0	7	53	7.6	10	0	—	—	—	—	—	—	—	—	—	—	—
CAREER		13-0	11	80	7.3	13	0	—	—	—	—	—	—	—	—	—	—	—

		SPECIAL TEAMS								KICKOFF RETURNS						PUNT RETURNS					
YEAR	TEAM	ST	AT	TT	FF	FR-YDS	BP	BFG	BXP	NO	YDS	AVG	FC	LG	TD	NO	YDS	AVG	FC	LG	TD
2012	Cincinnati	3	0	3	0	0-0	0	0	0	—	—	—	—	—	—	—	—	—	—	—	—
CAREER		3	0	3	0	0-0	0	0	0	—	—	—	—	—	—	—	—	—	—	—	—

RECEIVING SINGLE-GAME HIGHS: RECEPTIONS—4 (10-21-12 vs. Pittsburgh). YARDS—31 (10-21-12 vs. Pittsburgh). LONG—13 (12-24-11 vs. Arizona). TOUCHDOWNS—(none).

POSTSEASON

			RECEIVING					RUSHING					SCORING					
YEAR	TEAM	G-S	NO	YDS	AVG	LG	TD	ATT	YDS	AVG	LG	TD	TD	TD-R	TD-P	TD-Rt	2-PtC	PTS
2011	Cincinnati	1-1	2	24	12.0	20	0	—	—	—	—	—	—	—	—	—	—	—
2012	Cincinnati	1-0	0	0	—	—	0	—	—	—	—	—	—	—	—	—	—	—
CAREER		2-1	2	24	12.0	20	0	—	—	—	—	—	—	—	—	—	—	—

		SPECIAL TEAMS								KICKOFF RETURNS						PUNT RETURNS					
YEAR	TEAM	ST	AT	TT	FF	FR-YDS	BP	BFG	BXP	NO	YDS	AVG	FC	LG	TD	NO	YDS	AVG	FC	LG	TD
2012	Cincinnati	2	0	2	0	0-0	0	0	0	—	—	—	—	—	—	—	—	—	—	—	—
CAREER		2	0	2	0	0-0	0	0	0	—	—	—	—	—	—	—	—	—	—	—	—

2012 REGULAR-SEASON GAME-BY-GAME

		RECEIVING					RUSHING				
DATE	OPPONENT	NO	YDS	AVG	LG	TD	ATT	YDS	AVG	LG	TD
9-10	at Baltimore			INACTIVE					INACTIVE		
9-16	CLEVELAND			INACTIVE					INACTIVE		
9-23	at Washington			INACTIVE					INACTIVE		
9-30	at Jacksonville			INACTIVE					INACTIVE		
10-7	MIAMI			INACTIVE					INACTIVE		
10-14	at Cleveland			INACTIVE					INACTIVE		
10-21	PITTSBURGH	4	31	7.8	9	0	—	—	—	—	—
10-28	— BYE —										
11-4	DENVER			INACTIVE					INACTIVE		
11-11	N.Y. GIANTS	0	0	—	—	0	—	—	—	—	—
11-18	at Kansas City	1	6	6.0	6	0	—	—	—	—	—
11-25	OAKLAND	0	0	—	—	0	—	—	—	—	—
12-2	at San Diego	1	10	10.0	10	0	—	—	—	—	—
12-9	DALLAS	0	0	—	—	0	—	—	—	—	—
12-13	at Philadelphia	0	0	—	—	0	—	—	—	—	—
12-23	at Pittsburgh	1	6	6.0	6	0	—	—	—	—	—
12-30	BALTIMORE	0	0	—	—	0	—	—	—	—	—
TOTALS		7	53	7.6	10	0	—	—	—	—	—

		SPECIAL TEAMS								KICKOFF RETURNS						PUNT RETURNS					
DATE	OPPONENT	ST	AT	TT	FF	FR-YDS	BP	BFG	BXP	NO	YDS	AVG	FC	LG	TD	NO	YDS	AVG	FC	LG	TD
9-10	at Baltimore					INACTIVE						INACTIVE						INACTIVE			
9-16	CLEVELAND					INACTIVE						INACTIVE						INACTIVE			
9-23	at Washington					INACTIVE						INACTIVE						INACTIVE			
9-30	at Jacksonville					INACTIVE						INACTIVE						INACTIVE			
10-7	MIAMI					INACTIVE						INACTIVE						INACTIVE			
10-14	at Cleveland					INACTIVE						INACTIVE						INACTIVE			
10-21	PITTSBURGH	0	0	0	0	0-0	0	0	0	—	—	—	—	—	—	—	—	—	—	—	—
10-28	— BYE —																				
11-4	DENVER					INACTIVE						INACTIVE						INACTIVE			
11-11	N.Y. GIANTS	0	0	0	0	0-0	0	0	0	—	—	—	—	—	—	—	—	—	—	—	—
11-18	at Kansas City	0	0	0	0	0-0	0	0	0	—	—	—	—	—	—	—	—	—	—	—	—
11-25	OAKLAND	1	0	1	0	0-0	0	0	0	—	—	—	—	—	—	—	—	—	—	—	—
12-2	at San Diego	0	0	0	0	0-0	0	0	0	—	—	—	—	—	—	—	—	—	—	—	—
12-9	DALLAS	0	0	0	0	0-0	0	0	0	—	—	—	—	—	—	—	—	—	—	—	—
12-13	at Philadelphia	1	0	1	0	0-0	0	0	0	—	—	—	—	—	—	—	—	—	—	—	—
12-23	at Pittsburgh	0	0	0	0	0-0	0	0	0	—	—	—	—	—	—	—	—	—	—	—	—
12-30	BALTIMORE	1	0	1	0	0-0	0	0	0	—	—	—	—	—	—	—	—	—	—	—	—
TOTALS		3	0	3	0	0-0	0	0	0	—	—	—	—	—	—	—	—	—	—	—	—

WHARTON, TRAVELLE — G #70

Height: 6-4
Weight: 320
College: South Carolina
Experience: 10th-year player in 2013

2012 games-starts: 0-0
Career games-starts: 99-99
Born: 5-19-81
Hometown: Fountain Inn, S.C.
Acquired: FA'12

Former Carolina Panthers stalwart gets a 2013 re-do on cracking Bengals lineup ... Was first on depth chart at LG entering 2012 training camp, but was lost for the season after suffering a knee injury on the third play of the first preseason game ... A '12 free agent signing by Cincinnati, he started all 99 of his games during eight seasons with Carolina, 58 at LG and 41 at LOT ... Started all 16 games in 2011, 15 at LG and one at LOT ... Every-game starter on 2005 Carolina club that reached NFC Championship game ... A third-round Carolina draft selection in 2004.

Career transactions: Selected by Carolina in third round of 2004 NFL Draft (94th overall) ... Signed with Panthers on 5-26-04 ... Signed contract extension with Panthers on 2-14-08 ... Released by Panthers on 3-14-12 ... Signed with Cincinnati as free agent on 3-17-12.

2012 recap: Placed Aug. 24 on Reserve/Injured list after suffering knee injury on team's third offensive play of preseason opener, Aug. 10 vs. N.Y. Jets.

Owning a piece of history: In 2009 for Carolina, Wharton started every game at LOT and helped Jonathan Stewart and DeAngelo Williams become the only teammates in NFL history to both top 1100 yards rushing in a season (Stewart 1133, Williams 1117). The team set a franchise season rushing mark at 156.1 yards per game. The versatile Wharton was originally slated to play LG in '09, but he was switched to LOT as a replacement for injured Jordan Gross.

More from previous seasons: 2004—Inactive for his first five games as a rookie, but started final 11 contests at LG, following an injury to veteran Tutan Reyes ... Supported five 100-yard rushing games by Nick Goings. 2005—Started at LOT for Carolina team that earned Wild Card playoff berth with 11-5 record and logged postseason wins at N.Y. Giants and Chicago ... Helped Panthers rush for 229 yards in season finale at Atlanta and for 223 yards in 23-0 Wild Card playoff win at Giants, marking first time in Carolina history for consecutive rush totals of 200-plus ... In key spot at LOT as Panthers allowed just 28 sacks, second-fewest in franchise history. 2006—Suffered left knee injury (torn ACL and MCL) in season opener Sept. 10 vs. Atlanta, and spent remainder of season on Reserve/Injured list. 2007—Returned from knee injury to start all 16 games at LOT ... Contributed to rushing output of 114.0 yards per game, second-most at the time in franchise history. 2008—Started 14 games at LG for Panthers team that won NFC South with 12-4 record ... Contributed to franchise-record rushing total (152.3 yards per game, since surpassed) and aided pass protection that allowed franchise-low sack total (20) ... Helped RBs Jonathan Stewart and DeAngelo Williams rush for a combined eight 100-yard games in second half of season ... Contributed to team-record 299-yard rushing total (8.1 per carry) on Dec. 8 vs. Tampa Bay. 2009—(Details from this season in previous item). 2010—Moved back to LG and started the first nine games, but suffered toe injury in Game 9, Nov. 14 vs. Tampa Bay ... Inactive due to the injury for Games 10-13, and placed Dec. 14 on Reserve/Injured list. 2011—His 16 starts for Panthers included 15 at LG and one at LOT, as he helped rookie QB Cam Newton compile 4051 passing yards with 21 TDs and 706 rushing yards with 14 TDs ... Contributed to team's 407 yards net offense in win Oct. 23 vs. Washington ... Helped clear path for 35-for-201 team rushing performance (5.7) in win Nov. 27 at Indianapolis ... Helped Panthers rush 31-for-270 (8.7) with three TDs in 48-16 win on Dec. 24 vs. Tampa Bay.

College: Played four seasons (2000-03) at South Carolina, starting 45 of his 47 games played at LOT ... Credited by coaches with no sacks allowed after the second game of his freshman season, span of 45 games ... As a senior, he was lone returning starter for a line that allowed only 10 sacks, and he earned second-team All-SEC recognition and a berth in Senior Bowl.

Personal: Hometown is Fountain Inn, S.C. ... Attended Hillcrest High School in Simpsonville, S.C. ... Majored in retail management at South Carolina.

TRAVELLE WHARTON'S STATISTICS

GAMES-STARTS

YEAR	TEAM	GAMES	STARTS
2004	Carolina	11	11
2005	Carolina	16	16
2006	Carolina	1	1
2007	Carolina	16	16
2008	Carolina	14	14
2009	Carolina	16	16
2010	Carolina	9	9
2011	Carolina	16	16
2012	Cincinnati	*DID NOT PLAY	
CAR. TOTALS		99	99
CIN. TOTALS		0	0
CAREER		99	99

POSTSEASON

GAMES-STARTS

YEAR	TEAM	GAMES	STARTS
2005	Carolina	3	3
2008	Carolina	1	1
2012	Cincinnati	*DID NOT PLAY	
CAR. TOTALS		4	4
CIN. TOTALS		0	0
CAREER		4	4

* NOTE: Wharton was on the Reserve/Injured list for 16 regular-season games and one postseason game with Cincinnati in 2012.

WHITWORTH, ANDREW — OT #77

Height: 6-7
Weight: 335
College: Louisiana State
Experience: 8th-year player in 2013

2012 games-starts: 16-16
Career games-starts: 106-102
Born: 12-12-81
Hometown: West Monroe, La.
Acquired: D2'06

A key player on Bengals line since rookie season, Whitworth capped 2012 with his first Pro Bowl selection ... Is also among the team's strongest locker room leaders ... Last year he played his fourth straight season in starting LOT role ... Helped HB BenJarvus Green-Ellis lead NFL in third-and-one rushing conversions (14), with Green-Ellis failing to convert only once ... Part of run-blocking effort for Green-Ellis to gain at least 100 yards four times in a five-game stretch (Games 10-12 and 14), with 168.2 team average in that span ... Has started 67 consecutive Bengals games (regular season and postseason), longest streak on current team ... His 102 career regular-season starts include 77 at OT and 25 at G ... Has played in every game in six of his seven NFL seasons.

Career transactions: Selected by Cincinnati in second round of 2006 NFL Draft (55th overall) ... Signed with Bengals on 7-29-06 ... Signed contract extension with Bengals on 7-27-08 ... Signed contract extension with Bengals on 8-31-11.

Pro Bowl participation: Has played in one Pro Bowl ... Played in 2012 season game at Honolulu.

2012 general: One of 10 Bengals to start all 16 games, and also started Wild Card playoff ... Helped HB BenJarvus Green-Ellis post a lead of one (14-13) over Houston's Arian Foster in third-and-one rushing conversions, and Green-Ellis has had only 15 attempts to Foster's 19.

2012 game-by-game: Helped blocking effort Sept. 16 vs. Cleveland for offensive output that netted 375 yards and 34 points ... Supported blocking effort Sept. 23 at Washington that netted season highs in yards (478) and points (38) ... Contributed to 382-yard output Sept. 30 at Jacksonville while allowing no sacks ... Supported blocking effort Oct. 14 at Cleveland that paved way for 438 yards ... Helped offense allow no sacks in Nov. 11 win vs. N.Y. Giants that launched team's second-half surge ... Supported 189 team rushing yards on Nov. 18 at Kansas City ... Supported season-best 221 rushing yards Nov. 25 vs. Oakland, but was ejected in fourth quarter for unnecessary roughness in an incident that also saw two Raiders ejected ... Supported third straight 100-yard rushing game for BenJarvus Green-Ellis (25-118) Dec. 2 at San Diego and helped in protection allowing only one sack ... Helped support blocking effort Dec. 9 vs. Dallas for team's 146 yards net rushing ... In Thursday night win on Dec. 13 at Philadelphia, aided rushing effort of 41-for-157 (3.8) and season-best 37:40 possession time, with Green-Ellis (106) becoming only second player in team history to get four 100-yard rushing totals in span of five games.

He scores: Whitworth had his only career reception on 12-12-10 at Pittsburgh — a one-yard TD after lining up as an eligible receiver. His score gave Cincinnati a 7-0 first-quarter lead. He became the first Bengals offensive lineman to score a TD since OT Melvin Tuten vs. Jacksonville in 1995 (also a reception).

More from previous seasons: 2006—Veterans' injuries opened the door for rookie to make 12 starts among his 16 games played ... Made 10 of his 12 starts at LOT, replacing Levi Jones ... Made first pro start in his second game, Sept. 17 vs. Cleveland, starting as at LG ... On Nov. 12 vs. San Diego, helped offense produce season-high 545 yards and career-high 440 yards passing from Carson Palmer. 2007—Played 1041 of team's 1047 offensive snaps (99.4 percent) as Bengals set club record for fewest sacks allowed (17) ... Started at LOT in Games 1-3, replacing injured Levi Jones ... When injured ROT Willie Anderson left the starting lineup in Game 4, LG Stacy Andrews replaced Anderson, and Whitworth replaced Andrews at LG, starting Games 4-16 ... Recovered a Carson Palmer fumble to preserve FG drive in victory Nov. 11 at Baltimore. 2008—Started Games 1-10 at LG, but suffered ankle injury in third quarter of Game 10, Nov. 16 vs. Philadelphia ... Placed on Reserve/Injured list on Nov. 28. 2009—Voted by teammates as a team captain, and started all 16 games and Wild Card playoff at LOT ... Helped team to record of eight games with a 100-yard rusher, including individual club mark of six by Cedric Benson ... On Oct. 11 at Baltimore, helped limit Ravens to one sack while helping Benson (27-for-120) become first player in 40 games to rush for 100 yards against Baltimore ... Supported Benson's career-high 189 rushing yards Oct. 25 vs. Chicago, while also aiding a sack-free performance up front ... Supported Benson for Bengals postseason-record 169 rushing yards in Wild Card playoff on 1-9-10 vs. N.Y. Jets. 2010—Started all 16 games at LOT ... Helped Cincinnati offense rank second in AFC and sixth in NFL in fewest sacks allowed per passing play (one every 22.07 passing plays) ... Aided offensive outputs of 469 yards on Oct. 24 at Atlanta and 413 yards on Oct. 3 at Cleveland ... Aided 38:03 possession time and 188-yard team rushing output on Dec. 19 vs. Cleveland, both season bests ... Supported 371-net yard performance with no sacks allowed in win Dec. 26 vs. San Diego. 2011—Started at LOT in every game, including Wild Card playoff, one of seven Bengals to do so ... On Sept. 11 at Cleveland, aided blocking effort that helped produce Cedric Benson's 121-yard rushing performance ... Helped team rush 32-for-171 (5.3 average) Oct. 2 vs. Buffalo, including 104 yards for Benson ... On Oct. 16 vs. Indianapolis, supported pass-protection effort that held Colts for the first time on the season without a sack, playing primarily against standout DE Dwight Freeney ... Helped lead 483-yard blocking effort Nov. 20 at Baltimore ... On Nov. 27 vs. Cleveland, helped lead protection effort for 389 yards of total offense, including 106 rushing yards by RB Cedric Benson ... Aided 165-yard rushing output on Dec. 24 vs. Arizona.

College: A pillar of the LSU line from 2002-05, Whitworth never missed a game or a practice due to injury ... Closed career with the second-most starts (52) in NCAA Division I annals ... Played primarily LOT and was credited with no sacks allowed as a senior and only one as a junior ... Earned All-SEC first-team honors as both a junior and senior, including consensus nod as a senior ... Second-team All-America choice by Walter Camp Foundation as a senior, and third-team All-America by Associated Press ... Started every game as a sophomore in 2003 as LSU won BCS national championship with 13-1 mark ... Spent five years at LSU, including 2001 redshirt season.

Personal: Hometown is West Monroe, La. ... At West Monroe High School, was rated by SI.com (then called "CNNSI.com") as sixth-best offensive line prospect in the nation ... Led West Monroe to three Class 5A state football titles, as a freshman, sophomore and senior ... Graduated from LSU in December 2005 with degree in general studies ... Former junior tennis champion in Louisiana, and is also an excellent golfer ... Married (wife Melissa), with three children (twins Sarah and Drew, and Michael) ... A Bengals leader in community service, working through his BigWhit 77 Foundation ... Hosts a fund-raising golf tournament in Louisiana, and enjoys serving as a motivational speaker to youth groups, and is known for having personally reached out to families in need.

ANDREW WHITWORTH'S STATISTICS

GAMES-STARTS

YEAR	TEAM	GAMES	STARTS
2006	Cincinnati	16	12
2007	Cincinnati	16	16
2008	Cincinnati	10	10
2009	Cincinnati	16	16
2010	Cincinnati	16	16
2011	Cincinnati	16	16
2012	Cincinnati	16	16
CAREER		106	102

RECEIVING

YEAR	TEAM	NO	YDS	AVG	LG	TD
2010	Cincinnati	1	1	1.0	1t	1
CAREER		1	1	1.0	1t	1

POSTSEASON

GAMES-STARTS

YEAR	TEAM	GAMES	STARTS
2009	Cincinnati	1	1
2011	Cincinnati	1	1
2012	Cincinnati	1	1
CAREER		3	3

WILLIAMS, SHAWN — S #40

Height: 6-0
Weight: 211
College: Georgia
Experience: Rookie in 2013

2012 games-starts: 0-0
Career games-starts: 0-0
Born: 5-13-91
Hometown: Damascus, Ga.
Acquired: D3'13

A powerful and consistent player who saw action for 54 games in a top national program, Williams inspires a high level of confidence that he can take his game to the next level ... Earned notice as a senior last season as one of the college's games elite run-stuffers in the secondary ... Coaches started him at inside LB in one game as a junior ... Team captain who became "quarterback" of the defense ... Also projects as an outstanding special teams player as he works to gain roster foothold as a rookie.

Career transactions: Selected by Cincinnati in third round of 2013 NFL Draft (84th overall) ... Signed with Bengals on 5-24-13.

Coach Marvin Lewis says: "Shawn has great physical tools and has been a great leader on Georgia's defense. He's an aggressive, aggressive player. He had to do what they asked of him on defense, and their safeties mostly played 'in the box' at Georgia, but he's got great speed and quickness in addition to being physical. He will compete for an opportunity to play (defense) and will for sure upgrade us on special teams."

College highlights: Played four seasons (2009-12) at Georgia ... Played 13 or 14 games each season, and 27 of his 30 starts came in his last two campaigns ... Totaled 209 career tackles, including 170 over his last two seasons, and had 23 special teams stops ... Had four INTs, two forced fumbles and two fumble recoveries. 2012—Ranked second on team with 98 tackles, helping lead Bulldogs to 12-2 season and Capital One Bowl victory over Nebraska ... On his 57 tackles against the running game, rushers averaged only 2.6 yards per carry ... Allowed only 16 completions in 62 passes into his area ... For second straight year, was voted team's True Grit Award at conclusion of spring practice. 2011—Started 12 games at strong safety and one (Coastal Carolina) at inside LB for Georgia club that finished 10-4 ... Led team in tackles (72) and finished second in INTs (four) ... Two fumble recoveries and one forced fumble ... Blocked a PAT vs. Tennessee. 2010—Sophomore played in 13 games with three starts and earned team's Most Improved Player award ... Saw most of his action with defense near the end of the season, and was credited with big role in helping team allow average of just 119.5 passing yards over last four games after yielding 208.8 in first nine contests ... Had 34 tackles on defense and 11 on special teams. 2009—Played in 13 games as true freshman, with five tackles on special teams.

Williams on Williams: "I do pride myself on being very physical. That's the only way I know to play the game — hard and physical. I tried to put fear in the offense I went against. Make them have to account for me all the time. Make the wide receivers and running backs know they were going to get hit. Just try to make a big play."

High school: Attended Early County High School in Blakely, Ga., where he played S, WR and LB ... Earned first-team Class AA all-state honors as a senior from the Atlanta Journal-Constitution, despite playing on a team that struggled and finished with a 1-9 record ... Lettered in basketball as a power forward and center.

Personal: Hometown is Damascus, Ga. ... Consumer Economics major at Georgia.

ZEITLER, KEVIN — G #68

Height: 6-4
Weight: 315
College: Wisconsin
Experience: 2nd-year player in 2013

2012 games-starts: 16-16
Career games-starts: 16-16
Born: 3-8-90
Hometown: Waukesha, Wis.
Acquired: D1b'12

Known as one of the most intense college blockers in 2011, Zeitler took his game successfully to next level as rookie first-round draft choice in '12 and now takes aim at the ranks of the NFL's top guards ... One of 10 Bengals to start every game and Wild Card playoff ... Helped HB BenJarvus Green-Ellis lead NFL in third-and-one rushing conversions (14), with Green-Ellis failing to convert only once ... Part of run-blocking effort for Green-Ellis to gain at least 100 yards four times in a five-game stretch (Games 10-12 and 14), with 168.2 team average in that span ... Rated in film studies with no sacks allowed during Wisconsin career.

Career transactions: Selected by Cincinnati in first round of 2012 NFL Draft (27th overall) ... Signed with Bengals on 5-25-12.

2012 highlights: Helped HB BenJarvus Green-Ellis rank first in NFL in third-and-one rushing conversions, edging Houston's Arian Foster by one (14-13), and Green-Ellis had only 15 attempts to Foster's 19 ... On Sept. 16 vs. Cleveland, helped lead blocking effort for 375 net offensive yards and 34 points ... Supported blocking effort Sept. 23 at Washington that netted season highs in yards (478) and points (38) ... Contributed to 382-yard output Sept. 30 at Jacksonville, with offense allowing no sacks ... Supported blocking effort Oct. 14 at Cleveland that paved way for 438 yards ... In Nov. 11 win vs. N.Y. Giants that started team's second-half surge, helped offense allow no sacks for third game on the season ... Supported 189 team rushing yards Nov. 18 at Kansas City ... Supported season-best 221 rushing yards (6.5 average) Nov. 25 vs. Oakland ... On Dec. 2 at San Diego, supported third straight 100-yard rushing game for BenJarvus Green-Ellis (25-118) and helped lead pass protection that allowed only one sack for zero yards ... On Dec. 9 vs. Dallas, helped support blocking effort for team's 146 yards net rushing ... In Thursday night win Dec. 13 at Philadelphia, aided rushing effort of 41-for-157 (3.8) and season-best 37:40 possession time, with Green-Ellis (106) becoming only second player in Bengals history to get four 100-yard rushing totals in span of five team games.

College: Played four seasons (2008-11) at Wisconsin, starting 37 games over his final three seasons ... Capped his senior season with All-America first-team honors from the American Football Coaches Association, Pro Football Weekly and the NFL Draft Report ... As a junior and as a senior, helped Badgers capture Big Ten championships and Rose Bowl berths ... Wisconsin went 32-8 record in his last three campaigns ... Credited with 68 TD-producing blocks, and had 23 games of blocking grades at 90 percent or higher ... As a senior, ranked as NCAA FBS leader in TD-resulting blocks (33).

Personal: Hometown is Waukesha, Wis. (in Greater Milwaukee) ... Attended Wisconsin Lutheran High School in Milwaukee, where he started for two 13-1 teams and was named Little Ten Conference Lineman of the Year as a senior ... Also as a senior, was ranked as No. 4 college prospect in the state by Scout.com ... National Honor Society student in high school, and was an Academic All-Big Ten first-team choice as a senior, after also placing on the team as a junior ... Married (wife Sara) ... Majored at Wisconsin in kinesiology ... Hobbies include reading and training ... Last name is pronounced "ZITE-ler."

KEVIN ZEITLER'S STATISTICS

GAMES-STARTS

YEAR	TEAM	GAMES	STARTS
2012	Cincinnati	16	16
CAREER		16	16

POSTSEASON

GAMES-STARTS

YEAR	TEAM	GAMES	STARTS
2012	Cincinnati	1	1
CAREER		1	1

Geno Atkins ..... JEE-no
Giovani Bernard ..... jee-o-VAHN-ee
Vontaze Burfict ..... VONN-tez BER-fict(rhymes with "perfect")
Jayson DiManche ..... dih-MAHNCH
Tyler Eifert ..... IE(rhymes with "tie")-fert
DeQuin Evans ..... deh-QUINN
Reid Fragel ..... FRAY-guhl
Robert Geathers ..... (pronounced as "gathers")
Brandon Ghee ..... JEE
Tyrone Goard ..... GORD
Jermaine Gresham ..... jer-MAIN GRESH-em
Paul Guenther (linebackers coach) ..... GUN-thur
Cobi Hamilton ..... KO-bee
Margus Hunt ..... MAR-guss
George Iloka ..... ie(rhymes with "tie")-LO-kuh
Dre Kirkpatrick ..... DRAY
Emmanuel Lamur ..... luh-MER
Rey Maualuga ..... RAY mow(rhymes with "now")-uh-LOO-guh
Onterio McCalebb ..... mc-KAY-lebb
Dontay Moch ..... DAHN-tay MOKE
Domata Peko ..... DOE-mah-tah PECK-o
Vincent Rey ..... RAY
Taveon Rogers ..... TAY-vee-ahn
Mohamed Sanu ..... suh-NOO
Dane Sanzenbacher ..... SAHNZ-en-bock-er
Devon Still ..... DEV-un
Troy Stoudermire ..... STEW-der-mire
Ken Zampese (quarterbacks coach) ..... zam-PEE-zee
Kevin Zeitler ..... ZITE-ler

2012 REVIEW

2012 NFL STANDINGS

AMERICAN FOOTBALL CONFERENCE

EAST DIVISION	W	L	T	PCT.	PF	PA
New England Patriots	12	4	0	.750	557	331
Miami Dolphins	7	9	0	.438	288	317
New York Jets	6	10	0	.375	281	375
Buffalo Bills	6	10	0	.375	344	435
NORTH DIVISION	**W**	**L**	**T**	**PCT.**	**PF**	**PA**
Baltimore Ravens	10	6	0	.625	398	344
*-Cincinnati Bengals	10	6	0	.625	391	320
Pittsburgh Steelers	8	8	0	.500	336	314
Cleveland Browns	5	11	0	.313	302	368
SOUTH DIVISION	**W**	**L**	**T**	**PCT.**	**PF**	**PA**
Houston Texans	12	4	0	.750	416	331
*-Indianapolis Colts	11	5	0	.688	357	387
Tennessee Titans	6	10	0	.375	330	471
Jacksonville Jaguars	2	14	0	.125	255	444
WEST DIVISION	**W**	**L**	**T**	**PCT.**	**PF**	**PA**
#-Denver Broncos	13	3	0	.813	481	289
San Diego Chargers	7	9	0	.438	350	350
Oakland Raiders	4	12	0	.250	290	443
Kansas City Chiefs	2	14	0	.125	211	425

NATIONAL FOOTBALL CONFERENCE

EAST DIVISION	W	L	T	PCT.	PF	PA
Washington Redskins	10	6	0	.625	436	388
New York Giants	9	7	0	.563	429	344
Dallas Cowboys	8	8	0	.500	376	400
Philadelphia Eagles	4	12	0	.250	280	444
NORTH DIVISION	**W**	**L**	**T**	**PCT.**	**PF**	**PA**
Green Bay Packers	11	5	0	.688	433	336
*-Minnesota Vikings	10	6	0	.625	379	348
Chicago Bears	10	6	0	.625	375	277
Detroit Lions	4	12	0	.250	372	437
SOUTH DIVISION	**W**	**L**	**T**	**PCT.**	**PF**	**PA**
#-Atlanta Falcons	13	3	0	.813	419	299
Carolina Panthers	7	9	0	.438	357	363
New Orleans Saints	7	9	0	.438	461	454
Tampa Bay Buccaneers	7	9	0	.438	389	394
WEST DIVISION	**W**	**L**	**T**	**PCT.**	**PF**	**PA**
San Francisco 49ers	11	4	1	.719	397	273
*-Seattle Seahawks	11	5	0	.688	412	245
St. Louis Rams	7	8	1	.469	299	348
Arizona Cardinals	5	11	0	.313	250	357

**-Wild Card qualifier; #-Clinched home-field advantage throughout playoffs.*

NOTES:

- New York Jets finished ahead of Buffalo based on better record in common games (5-7 to Bills' 3-9).
- Baltimore finished ahead of Cincinnati based on better division record (4-2 to Bengals' 3-3).
- New England finished ahead of Houston based on head-to-head victory.
- Minnesota finished ahead of Chicago based on better division record (4-2 to Bears' 3-3).
- Carolina finished ahead of New Orleans and Tampa Bay based on better record against common opponents than Tampa Bay (6-4 to Buccaneers' 5-5) and head-to-head sweep over the Saints.
- New Orleans finished ahead of Tampa Bay based on head-to-head sweep.

2012 PLAYOFF SEEDINGS:

AFC	NFC
1. Denver	1. Atlanta
2. New England	2. San Francisco
3. Houston	3. Green Bay
4. Baltimore	4. Washington
5. Indianapolis	5. Seattle
6. Cincinnati	6. Minnesota

2012 NFL POSTSEASON AT A GLANCE

Home team in CAPS.

AFC Wild Card Playoff Games
HOUSTON 19, Cincinnati 13
BALTIMORE 24, Indianapolis 9

NFC Wild Card Playoff Games
GREEN BAY 24, Minnesota 10
Seattle 24, WASHINGTON 14

AFC Divisional Playoff Games
Baltimore 38, DENVER 35 (2OT)
NEW ENGLAND 41, Houston 28

NFC Divisional Playoff Games
SAN FRANCISCO 45, Green Bay 31
ATLANTA 30, Seattle 28

AFC Championship Game
Baltimore 28, NEW ENGLAND 13

NFC Championship Game
San Francisco 28, ATLANTA 24

AFC-NFC Pro Bowl at Aloha Stadium, Honolulu, Hawaii
NFC 62, AFC 35

Super Bowl XLVII at Mercedes-Benz Superdome, New Orleans, La.
Baltimore 34, SAN FRANCISCO 31

2012 REGULAR-SEASON STATISTICS

RECORD: 10-6

DATE	W-L	SCORE	OPPONENT	ATTENDANCE
9-10-12	L	13-44	at Baltimore	71,064
9-16-12	W	34-27	CLEVELAND	63,036
9-23-12	W	38-31	at Washington	80,060
9-30-12	W	27-10	at Jacksonville	63,030
10-7-12	L	13-17	MIAMI	61,162
10-14-12	L	24-34	at Cleveland	67,060
10-21-12	L	17-24	PITTSBURGH	63,411
10-28-12			— BYE —	
11-4-12	L	23-31	DENVER	63,623
11-11-12	W	31-13	N.Y. GIANTS	56,614
11-18-12	W	28-6	at Kansas City	63,336
11-25-12	W	34-10	OAKLAND	56,503
12-2-12	W	20-13	at San Diego	54,980
12-9-12	L	19-20	DALLAS	63,590
12-13-12	W	34-13	at Philadelphia	69,144
12-23-12	W	13-10	at Pittsburgh	63,236
12-30-12	W	23-17	BALTIMORE	61,565

TEAM STATISTICS	BENGALS	OPPONENTS
TOTAL FIRST DOWNS	292	307
Rushing	95	99
Passing	173	183
Penalty	24	25
3rd Down: Made-Att.	74-217	79-219
3rd Down Pct.	34.1	36.1
4th Down: Made-Att.	11-16	5-12
4th Down Pct.	68.8	41.7
POSSESSION AVG.	30:26	29:34
TOTAL NET YARDS	5323	5115
Avg. Per Game	332.7	319.7
Total Plays	1016	1034
Avg. Per Play	5.2	4.9
NET YARDS RUSHING	1745	1715
Avg. Per Game	109.1	107.2
Total Rushes	430	423
NET YARDS PASSING	3578	3400
Avg. Per Game	223.6	212.5
Sacked-Yards Lost	46-229	51-361
Gross Yards	3807	3761
Att.-Completions	540-335	560-346
Completion Pct.	62.0	61.8
Had Intercepted	16	14
PUNTS-AVG.	76-46.6	86-44.4
Net Punting Avg.	76-42.0	86-36.8
PENALTIES-YARDS	99-857	90-779
FUMBLES-BALLS LOST	19-10	26-16
TOUCHDOWNS	43	34
Rushing	11	13
Passing	28	16
Returns	4	5

SCORE BY PERIODS	1	2	3	4	OT	PTS
BENGALS	113	104	63	111	0	391
OPPONENTS	42	102	80	96	0	320

SCORING	TD	TD-R	TD-P	TD-Rt	K-PAT	FG	S	PTS
Mike Nugent	0	0	0	0	35-35	19-23	0	92
A.J. Green	11	0	11	0	—	—	0	66
Josh Brown	0	0	0	0	8-8	11-12	0	41
BenJarvus Green-Ellis	6	0	0	0	—	—	0	36
Jermaine Gresham	5	0	5	0	—	—	0	30
Andy Dalton	4	4	0	0	—	—	0	24
Andrew Hawkins	4	0	4	0	—	—	0	24
Mohamed Sanu	4	0	4	0	—	—	0	24
Armon Binns	1	0	1	0	—	—	0	6
Carlos Dunlap	1	0	0	1	—	—	0	6
Wallace Gilberry	1	0	0	1	—	—	0	6
Leon Hall	1	0	0	1	—	—	0	6
Adam Jones	1	0	0	1	—	—	0	6
Marvin Jones	1	0	1	0	—	—	0	6
Cedric Peerman	1	1	0	0	—	—	0	6
Chris Pressley	1	0	1	0	—	—	0	6
Brandon Tate	1	0	1	0	—	—	0	6
BENGALS	43	11	28	4	43-43	30-35	0	391
OPPONENTS	34	13	16	5	33-33	27-32	0	320

Two-point conversions: None. BENGALS 0-0 (0-0 R, 0-0 P), OPPONENTS 1-1 (0-0 R, 1-1 P).

Fumbles-lost: Andy Dalton 4-4, Brandon Tate 4-1, BenJarvus Green-Ellis 3-2, A.J. Green 2-1, Jermaine Gresham 2-1, Armon Binns 1-1, Bruce Gradkowski 1-0, Andrew Hawkins 1-0, Trevor Robinson 1-0. BENGALS 19-10, OPPONENTS 26-16.

RUSHING	ATT	YDS	AVG	LG	TD
BenJarvus Green-Ellis	278	1094	3.9	48	6
Cedric Peerman	36	258	7.2	48	1
Andy Dalton	47	120	2.6	17	4
Brian Leonard	33	106	3.2	11	0
Marvin Jones	3	47	15.7	37	0
A.J. Green	4	38	9.5	20	0
Bernard Scott	8	35	4.4	29	0
Andrew Hawkins	6	30	5.0	11	0
Mohamed Sanu	5	15	3.0	7	0
Daniel Herron	4	5	1.3	6	0
Brandon Tate	1	0	0.0	0	0
Kevin Huber	1	-1	-1.0	-1	0
Bruce Gradkowski	4	-2	-0.5	0	0
BENGALS	430	1745	4.1	48	11
OPPONENTS	423	1715	4.1	32t	13

RECEIVING	REC	YDS	AVG	LG	TD
A.J. Green	97	1350	13.9	73t	11
Jermaine Gresham	64	737	11.5	55t	5
Andrew Hawkins	51	533	10.5	59t	4
BenJarvus Green-Ellis	22	104	4.7	13	0
Armon Binns	18	210	11.7	48t	1
Marvin Jones	18	201	11.2	23	1
Mohamed Sanu	16	154	9.6	34	4
Brandon Tate	13	211	16.2	44t	1
Brian Leonard	11	67	6.1	16	0
Cedric Peerman	9	85	9.4	16	0
Orson Charles	8	101	12.6	25	0
Ryan Whalen	7	53	7.6	10	0
Chris Pressley	1	1	1.0	1t	1
BENGALS	335	3807	11.4	73t	28
OPPONENTS	346	3761	10.9	71t	16

INTERCEPTIONS	NO	YDS	AVG	LG	TD
Chris Crocker	3	52	17.3	29	0
Reggie Nelson	3	10	3.3	10	0
Leon Hall	2	61	30.5	44	1
Terence Newman	2	0	0.0	0	0
Nate Clements	1	21	21.0	21	0
Carlos Dunlap	1	14	14.0	14t	1
Michael Johnson	1	3	3.0	3	0
Pat Sims	1	3	3.0	3	0
BENGALS	14	164	11.7	44	2
OPPONENTS	16	187	11.7	37	4

PUNTING	NO	YDS	AVG	NET	TB	IN-20	LG	BLK.
Kevin Huber	76	3540	46.6	42.0	7	33	69	0
BENGALS	76	3540	46.6	42.0	7	33	69	0
OPPONENTS	86	3816	44.4	36.8	8	22	68	1

PUNT RETURNS	NO	FC	YDS	AVG	LG	TD
Adam Jones	26	0	301	11.6	81t	1
Brandon Tate	21	11	187	8.9	32	0
BENGALS	47	11	488	10.4	81t	1
OPPONENTS	27	14	210	7.8	60	0

KICKOFF RETURNS	NO	YDS	AVG	LG	TD
Brandon Tate	32	795	24.8	45	0
Adam Jones	3	64	21.3	31	0
Orson Charles	2	17	8.5	10	0
Cedric Peerman	2	37	18.5	19	0
Chris Pressley	2	15	7.5	8	0
BENGALS	41	928	22.6	45	0
OPPONENTS	60	1468	24.5	105t	1

FIELD GOALS	1-19	20-29	30-39	40-49	50+
Mike Nugent	2-2	5-5	5-5	6-9	1-2
Josh Brown	0-0	3-3	4-4	3-3	1-2
BENGALS	2-2	8-8	9-9	9-12	2-4
OPPONENTS	1-1	6-7	7-7	11-12	2-5

Mike Nugent: (34G, 19G), (39G, 37G), (47G), (35G, 35G), (42G, 24G, 41WR), (44G), (48G), (28G, 46WR, 49G, 41G), (28G), (50WL), (48WR, 55G, 20G), (19G, 24G), (—), (—), (—), (—).

Josh Brown: (—), (—), (—), (—), (—), (—), (—), (—), (—), (—), (—), (—), (25G, 33G, 25G, 52G), (24G, 32G), (41G, 56SH, 43G), (47G, 32G, 38G).

Opponents: (46G, 40G, 39G), (50G, 25G), (36G), (21G), (46G, 53WL), (41G, 38G), (42G, 47G, 42G), (43G), (23G, 31G), (34G, 33G), (55G), (20G, 19G, 54HRU), (37G, 40G), (22G, 20G), (24WL, 40G, 53SH), (45WL, 49G).

PASSING	ATT	CMP	YDS	CMP%	YDS/ATT	TD	TD%	INT	INT%	LG	SKD-YDS	RAT
Andy Dalton	528	329	3669	62.3	6.95	27	5.1	16	3.0	59t	46-229	87.4
Bruce Gradkowski	11	5	65	45.5	5.91	0	0.0	0	0.0	44	0-0	64.6
Mohamed Sanu	1	1	73	100.0	73.00	1	100.0	0	0.0	73t	0-0	158.3
BENGALS	540	335	3807	62.0	7.05	28	5.2	16	3.0	73t	46-229	88.1
OPPONENTS	560	346	3761	61.8	6.72	16	2.9	14	2.5	71t	51-361	80.7

DEFENSE*	ST	AT	TT	SKS-YDS	INT-YDS	PD	FF	FR-YDS
Vontaze Burfict	100	74	174	1-11	0-0	3	0	1-0
Rey Maualuga	92	60	152	1-0	0-0	5	0	1-0
Reggie Nelson	58	26	84	1-8	3-10	9	2	0-0
Domata Peko	32	48	80	2-14	0-0	3	0	1-0
Terence Newman	49	26	75	0-0	2-0	14	1	2-8
Michael Johnson	40	30	70	11.5-71	1-3	3	0	1-0
Geno Atkins	51	17	68	12.5-90	0-0	2	4	0-0
Carlos Dunlap	36	19	55	6-55	1-14	4	4	3-2
Nate Clements	34	14	48	0-0	1-21	5	1	0-0
Robert Geathers	24	21	45	3-15.5	0-0	0	0	0-0
Manny Lawson	30	14	44	2-16	0-0	1	1	0-0
Leon Hall	35	8	43	0-0	2-61	11	0	0-0
Adam Jones	32	11	43	1-6	0-0	11	1	0-0
Chris Crocker	31	11	42	0-0	3-52	6	0	1-12
Wallace Gilberry	14	20	34	6.5-48	0-0	0	1	3-31
Taylor Mays	15	6	21	0-0	0-0	0	0	0-0
Pat Sims	15	6	21	0-0	1-3	1	1	0-0
Devon Still	5	15	20	0.5-2.5	0-0	0	1	0-0
Emmanuel Lamur	12	7	19	0-0	0-0	2	0	0-0
Vincent Rey	10	8	18	1-8	0-0	1	0	0-0
Jeromy Miles	10	5	15	0-0	0-0	1	0	0-0
Dan Skuta	6	6	12	0-0	0-0	1	0	0-0
Thomas Howard	3	1	4	1-6	0-0	1	0	0-0
Jamaal Anderson	2	2	4	0-0	0-0	0	0	0-0
Jason Allen	2	0	2	0-0	0-0	0	0	0-0
Dre Kirkpatrick	2	0	2	0-0	0-0	0	0	0-0
Brandon Thompson	1	1	2	0-0	0-0	0	0	0-0
Chris Lewis-Harris	1	0	1	0-0	0-0	0	0	0-0
(team)	—	—	—	1-10	—	—	—	—

SPECIAL TEAMS*	ST	AT	TT	FF	FR-YDS	BP	BFG	BXP
Dan Skuta	13	4	17	0	0-0	0	0	0
Jeromy Miles	13	2	15	0	0-0	0	0	0
Vincent Rey	8	4	12	0	0-0	0	0	0
Cedric Peerman	8	1	9	0	0-0	0	0	0
Emmanuel Lamur	5	3	8	0	0-0	0	0	0
Taylor Mays	5	0	5	0	1-0	0	0	0
Clark Harris	4	0	4	0	0-0	0	0	0
Daniel Herron	3	1	4	0	0-0	1	0	0
Brian Leonard	2	2	4	0	0-0	0	0	0
Ryan Whalen	3	0	3	0	0-0	0	0	0
Andrew Hawkins	2	1	3	0	0-0	0	0	0
Adam Jones	2	1	3	0	0-0	0	0	0
Reggie Nelson	2	1	3	0	0-0	0	0	0
Leon Hall	2	0	2	0	0-0	0	0	0
George Iloka	2	0	2	0	0-0	0	0	0
Dre Kirkpatrick	2	0	2	0	0-0	0	0	0
Terence Newman	2	0	2	0	0-0	0	0	0
Mohamed Sanu	2	0	2	0	0-0	0	0	0
Nate Clements	1	1	2	0	0-0	0	0	0
Mike Nugent	1	1	2	0	0-0	0	0	0
Jason Allen	1	0	1	0	0-0	0	0	0
Marvin Jones	1	0	1	0	0-0	0	0	0
Manny Lawson	1	0	1	0	0-0	0	0	0
Roddrick Muckelroy	0	1	1	0	0-0	0	0	0
Vontaze Burfict	0	0	0	0	1-0	0	0	0

MISCELLANEOUS DEFENSE: Andre Smith (1 FR).

* *NOTE: The defensive statistics above were compiled by Bengals coaches while reviewing game film. They may differ from the press box defensive statistics produced at the games.*

2012 POSTSEASON STATISTICS

POSTSEASON RECORD: 0-1

DATE	W-L	SCORE	OPPONENT	ATTENDANCE
1-5-13*	L	13-19	at Houston	71,738

* AFC Wild Card Playoff

TEAM STATISTICS	BENGALS	OPPONENTS
TOTAL FIRST DOWNS	12	24
Rushing	5	8
Passing	5	13
Penalty	2	3
3rd Down: Made-Att.	0-9	8-17
3rd Down Pct.	0.0	47.1
4th Down: Made-Att.	1-2	0-1
4th Down Pct.	50.0	0.0
POSSESSION AVG.	21:11	38:49
TOTAL NET YARDS	198	420
Avg. Per Game	198.0	420.0
Total Plays	48	77
Avg. Per Play	4.1	5.5
NET YARDS RUSHING	80	158
Avg. Per Game	80.0	158.0
Total Rushes	16	39
NET YARDS PASSING	118	262
Avg. Per Game	118.0	262.0
Sacked-Yards Lost	2-9	0-0
Gross Yards	127	262
Att.-Completions	30-14	38-29
Completion Pct.	46.7	76.3
Had Intercepted	1	1
PUNTS-AVG.	5-46.6	3-42.0
Net Punting Avg.	5-43.8	3-38.0
PENALTIES-YARDS	5-51	7-55
FUMBLES-BALLS LOST	1-0	0-0
TOUCHDOWNS	1	1
Rushing	0	1
Passing	0	0
Returns	1	0

SCORE BY PERIODS	1	2	3	4	OT	PTS
BENGALS	0	7	3	3	0	13
OPPONENTS	3	6	7	3	0	19

SCORING	TD	TD-R	TD-P	TD-Rt	K-PAT	FG	S	PTS
Josh Brown	0	0	0	0	1-1	2-2	0	7
Leon Hall	1	0	0	1	—	—	0	6
BENGALS	1	0	0	1	1-1	2-2	0	13
OPPONENTS	1	1	0	0	1-1	4-4	0	19

Two-point conversions: None. BENGALS 0-0 (0-0 R, 0-0 P), OPPONENTS 0-0 (0-0 R, 0-0 P).

Fumbles-lost: Brandon Tate 1-0. BENGALS 1-0, OPPONENTS 0-0.

RUSHING	ATT	YDS	AVG	LG	TD
BenJarvus Green-Ellis	11	63	5.7	29	0
Andy Dalton	4	15	3.8	12	0
Brian Leonard	1	2	2.0	2	0
BENGALS	16	80	5.0	29	0
OPPONENTS	39	158	4.1	17	1

RECEIVING	REC	YDS	AVG	LG	TD
A.J. Green	5	80	16.0	45	0
Marvin Jones	3	34	11.3	15	0
Andrew Hawkins	2	15	7.5	8	0
Jermaine Gresham	2	7	3.5	6	0
BenJarvus Green-Ellis	2	-9	-4.5	-3	0
BENGALS	14	127	9.1	45	0
OPPONENTS	29	262	9.0	22	0

INTERCEPTIONS	NO	YDS	AVG	LG	TD
Leon Hall	1	21	21.0	21t	1
BENGALS	1	21	21.0	21t	1
OPPONENTS	1	14	14.0	14	0

PUNTING	NO	YDS	AVG	NET	TB	IN-20	LG	BLK.
Kevin Huber	5	233	46.6	43.8	0	3	53	0
BENGALS	5	233	46.6	43.8	0	3	53	0
OPPONENTS	3	126	42.0	38.0	0	1	48	0

PUNT RETURNS	NO	FC	YDS	AVG	LG	TD
Brandon Tate	2	0	12	6.0	12	0
Adam Jones	1	0	0	0.0	0	0
BENGALS	3	0	12	4.0	12	0
OPPONENTS	2	3	14	7.0	11	0

KICKOFF RETURNS	NO	YDS	AVG	LG	TD
Adam Jones	4	103	25.8	34	0
Cedric Peerman	1	10	10.0	10	0
Brandon Tate	1	43	43.0	43	0
BENGALS	6	156	26.0	43	0
OPPONENTS	2	47	23.5	26	0

FIELD GOALS	1-19	20-29	30-39	40-49	50+
Josh Brown	0-0	0-0	1-1	1-1	0-0
BENGALS	0-0	0-0	1-1	1-1	0-0
OPPONENTS	0-0	3-3	0-0	1-1	0-0

Josh Brown: (34G, 47G).

Opponents: (48G, 27G, 22G, 24G).

DEFENSE*	ST	AT	TT	SKS-YDS	INT-YDS	PD	FF	FR-YDS
Rey Maualuga	12	3	15	0-0	0-0	0	0	0-0
Leon Hall	4	9	13	0-0	1-21	1	0	0-0
Reggie Nelson	9	1	10	0-0	0-0	0	0	0-0
Vontaze Burfict	6	4	10	0-0	0-0	0	0	0-0
Nate Clements	8	1	9	0-0	0-0	0	0	0-0
Domata Peko	1	8	9	0-0	0-0	0	0	0-0
Terence Newman	7	0	7	0-0	0-0	1	0	0-0
Robert Geathers	3	2	5	0-0	0-0	0	0	0-0
Manny Lawson	3	2	5	0-0	0-0	0	0	0-0
Michael Johnson	2	3	5	0-0	0-0	0	0	0-0
Emmanuel Lamur	3	1	4	0-0	0-0	0	0	0-0
Pat Sims	3	1	4	0-0	0-0	0	0	0-0
Carlos Dunlap	2	2	4	0-0	0-0	0	0	0-0
Wallace Gilberry	2	0	2	0-0	0-0	0	0	0-0
Dan Skuta	2	0	2	0-0	0-0	0	0	0-0
Geno Atkins	0	2	2	0-0	0-0	0	0	0-0
Adam Jones	1	0	1	0-0	0-0	1	0	0-0
Taylor Mays	0	1	1	0-0	0-0	0	0	0-0

SPECIAL TEAMS*	ST	AT	TT	FF	FR-YDS	BP	BFG	BXP
Ryan Whalen	2	0	2	0	0-0	0	0	0
Clark Harris	1	0	1	0	0-0	0	0	0
Cedric Peerman	1	0	1	0	0-0	0	0	0
Emmanuel Lamur	0	1	1	0	0-0	0	0	0
Dan Skuta	0	1	1	0	0-0	0	0	0

PASSING	ATT	CMP	YDS	CMP%	YDS/ATT	TD	TD%	INT	INT%	LG	SKD-YDS	RAT
Andy Dalton	30	14	127	46.7	4.23	0	0.0	1	3.3	45	2-9	44.7
BENGALS	30	14	127	46.7	4.23	0	0.0	1	3.3	45	2-9	44.7
OPPONENTS	38	29	262	76.3	6.89	0	0.0	1	2.6	22	0-0	83.4

* *NOTE: The defensive statistics above were compiled by Bengals coaches while reviewing game film. They may differ from the press box defensive statistics produced at the games.*

2012 GAME-BY-GAME TEAM STATISTICS

OFFENSE

DATE	OPPONENT	YDS	RUSH-YDS	PASS YDS	COMP-ATT	TD-P/INT	SKD-YDS	1D	3D-CONV	F-FL	POSS
Sept. 10	at Baltimore	322	28-129	193	22-37	0/1	4-28	20	4-15	2-1	32:26
Sept. 16	CLEVELAND	375	25-80	295	24-31	3/1	6-23	21	4-12	0-0	32:53
Sept. 23	at Washington	478	28-93	385	20-28	4/1	2-16	22	3-9	1-1	27:30
Sept. 30	at Jacksonville	382	34-138	244	20-31	2/1	0-0	20	2-11	2-1	31:19
Oct. 7	MIAMI	298	19-80	218	26-43	1/2	3-16	18	2-14	2-1	31:11
Oct. 14	at Cleveland	438	20-76	362	31-46	3/3	2-19	20	5-14	2-1	30:03
Oct. 21	PITTSBURGH	185	21-80	105	14-28	1/1	0-0	11	5-13	0-0	22:30
Oct. 28	— BYE —										
Nov. 4	DENVER	366	25-91	275	26-42	1/1	5-24	22	5-14	0-0	29:23
Nov. 11	N.Y. GIANTS	275	28-76	199	21-30	4/0	0-0	15	6-13	2-1	30:15
Nov. 18	at Kansas City	409	38-189	220	18-29	2/0	2-10	22	4-14	1-0	35:22
Nov. 25	OAKLAND	415	34-221	194	16-30	3/0	2-16	18	9-17	0-0	30:46
Dec. 2	at San Diego	339	32-128	211	25-38	1/2	1-0	21	7-14	3-1	33:18
Dec. 9	DALLAS	336	20-146	190	20-33	1/1	5-16	19	4-11	0-0	29:49
Dec. 13	at Philadelphia	249	41-157	92	13-27	1/0	6-35	18	7-18	2-2	37:40
Dec. 23	at Pittsburgh	267	16-14	253	24-41	0/2	6-25	16	4-15	1-1	28:15
Dec. 30	BALTIMORE	189	21-47	142	15-26	1/0	2-1	9	3-13	1-0	24:21
2012 REG. SEASON TOTALS		5323	430-1745	3578	335-540	28/16	46-229	292	74-217	19-10	30:26
Jan. 5	at Houston	198	16-80	118	14-30	0/1	2-9	12	0-9	1-0	21:11
2012 POSTSEASON TOTALS		198	16-80	118	14-30	0/1	2-9	12	0-9	1-0	21:11

DEFENSE

DATE	OPPONENT	YDS	RUSH-YDS	PASS YDS	COMP-ATT	TD-P/INT	SKD-YDS	1D	3D-CONV	F-FL	POSS
Sept. 10	at Baltimore	430	23-122	308	23-32	2/0	3-21	26	3-9	1-0	27:34
Sept. 16	CLEVELAND	439	23-130	309	26-37	2/0	2-13	21	7-15	1-1	27:07
Sept. 23	at Washington	381	35-202	179	21-34	1/0	5-42	31	3-12	3-1	32:30
Sept. 30	at Jacksonville	212	18-69	143	23-34	1/1	6-43	17	2-11	1-1	28:41
Oct. 7	MIAMI	279	35-68	211	17-26	0/0	2-12	15	4-13	2-2	28:49
Oct. 14	at Cleveland	328	34-110	218	17-29	2/1	2-13	16	7-17	2-0	29:57
Oct. 21	PITTSBURGH	431	29-167	264	27-38	1/1	3-14	22	10-16	1-1	37:30
Oct. 28	— BYE —										
Nov. 4	DENVER	359	26-68	291	27-35	3/2	0-0	20	9-14	0-0	30:37
Nov. 11	N.Y. GIANTS	318	20-129	189	29-46	0/2	4-26	21	5-14	3-2	29:45
Nov. 18	at Kansas City	284	26-113	171	17-30	0/0	4-17	16	1-11	3-1	35:22
Nov. 25	OAKLAND	218	23-99	119	19-34	1/1	4-27	14	3-12	1-1	29:14
Dec. 2	at San Diego	297	11-46	251	26-48	0/1	4-29	20	4-12	2-1	26:42
Dec. 9	DALLAS	288	24-49	239	25-43	1/1	3-29	20	11-19	0-0	30:11
Dec. 13	at Philadelphia	219	19-42	177	16-33	1/1	1-3	10	3-12	4-4	22:20
Dec. 23	at Pittsburgh	280	31-95	185	14-28	1/2	4-35	15	2-14	2-1	31:45
Dec. 30	BALTIMORE	352	46-206	146	19-33	0/1	4-37	23	5-18	0-0	35:39
2012 REG. SEASON TOTALS		5115	423-1715	3400	346-560	16/14	51-361	307	79-219	26-16	29:34
Jan. 5	at Houston	420	39-158	262	29-38	0/1	0-0	24	8-17	0-0	38:49
2012 POSTSEASON TOTALS		420	39-158	262	29-38	0/1	0-0	24	8-17	0-0	38:49

2012 BEST PERFORMANCES

REGULAR SEASON

RUSHING YARDS

129 — BenJarvus Green-Ellis, Nov. 25 vs. Oakland
118 — BenJarvus Green-Ellis, Dec. 2 at San Diego
106 — BenJarvus Green-Ellis, Dec. 13 at Philadelphia

RUSHING ATTEMPTS

26 — BenJarvus Green-Ellis, Sept. 30 at Jacksonville
25 — (three times)

LONGEST RUSHES

48 — Cedric Peerman, Sept. 30 at Jacksonville (was upback on fake punt)
48 — BenJarvus Green-Ellis, Nov. 25 vs. Oakland
41 — BenJarvus Green-Ellis, Dec. 2 at San Diego

RECEPTIONS

10 — A.J. Green, Dec. 23 at Pittsburgh
9 — (three times)

RECEIVING YARDS

183 — A.J. Green, Sept. 23 at Washington
135 — A.J. Green, Oct. 14 at Cleveland
117 — A.J. Green, Sept. 30 at Jacksonville

PASSING YARDS

381 — Andy Dalton, Oct. 14 at Cleveland
328 — Andy Dalton, Sept. 23 at Washington
318 — Andy Dalton, Sept. 16 vs. Cleveland

PASS ATTEMPTS

46 — Andy Dalton, Oct. 14 at Cleveland
43 — Andy Dalton, Oct. 7 vs. Miami
42 — Andy Dalton, Nov. 4 vs. Denver

PASS COMPLETIONS

31 — Andy Dalton, Oct. 14 at Cleveland
26 — Andy Dalton, Oct. 7 vs. Miami
26 — Andy Dalton, Nov. 4 vs. Denver

LONGEST PASSES

73 — Mohamed Sanu to A.J. Green, Sept. 23 at Washington (TD)
59 — Andy Dalton to Andrew Hawkins, Sept. 23 at Washington (TD)
57 — Andy Dalton to A.J. Green, Oct. 14 at Cleveland (TD)

YARDS FROM SCRIMMAGE

194 — A.J. Green, Sept. 23 at Washington
138 — BenJarvus Green-Ellis, Nov. 25 vs. Oakland
135 — A.J. Green, Oct. 14 at Cleveland

LONGEST KICKOFF RETURNS

45 — Brandon Tate, Oct. 21 vs. Pittsburgh
43 — Brandon Tate, Nov. 4 vs. Denver
39 — Brandon Tate, Oct. 21 vs. Pittsburgh

LONGEST PUNT RETURNS

81 — Adam Jones, Sept. 16 vs. Cleveland (TD)
68 — Adam Jones, Nov. 11 vs. N.Y. Giants
32 — Brandon Tate, Oct. 14 at Cleveland

TOTAL TACKLES*

23 — Vontaze Burfict, Dec. 30 vs. Baltimore
16 — Vontaze Burfict, Oct. 21 vs. Pittsburgh
15 — Vontaze Burfict, Dec. 2 at San Diego

SOLO TACKLES*

14 — Vontaze Burfict, Oct. 21 vs. Pittsburgh
14 — Vontaze Burfict, Dec. 30 vs. Baltimore
11 — Rey Maualuga, Nov. 11 vs. N.Y. Giants

*NOTE: The defensive statistics above were compiled by Bengals coaches while reviewing game film and thus may differ from those listed in the statistics books produced at the games.

2012 STARTING LINEUPS

OFFENSE

DATE	OPPONENT	WR	LOT	LG	C	RG	ROT	TE	WR	QB	HB	FB
Sept. 10	at Baltimore	Binns	Whitworth	Boling	Faine	Zeitler	Smith	Gresham	Green	Dalton	Green-Ellis	Charles(2ndTE)
Sept. 16	CLEVELAND	Binns	Whitworth	Boling	Faine	Zeitler	Smith	Gresham	Green	Dalton	Green-Ellis	Pressley
Sept. 23	at Washington	Dalton	Whitworth	Boling	Faine	Zeitler	Smith	Gresham	Green	Sanu	Green-Ellis	Pressley
Sept. 30	at Jacksonville	Binns	Whitworth	Boling	Faine	Zeitler	Smith	Gresham	Green	Dalton	Green-Ellis	Pressley
Oct. 7	MIAMI	Binns	Whitworth	Boling	Faine	Zeitler	Smith	Gresham	Green	Dalton	Green-Ellis	Roland(2ndTE)
Oct. 14	at Cleveland	Binns	Whitworth	Boling	Faine	Zeitler	Smith	Gresham	Green	Dalton	Green-Ellis	Charles(2ndTE)
Oct. 21	PITTSBURGH	Tate	Whitworth	Boling	Faine	Zeitler	Smith	Roland	Green	Dalton	Green-Ellis	Pressley
Oct. 28	— BYE —											
Nov. 4	DENVER	Tate	Whitworth	Boling	Robinson	Zeitler	Smith	Gresham	Green	Dalton	Green-Ellis	Pressley
Nov. 11	N.Y. GIANTS	Tate	Whitworth	Boling	Robinson	Zeitler	Smith	Gresham	Green	Dalton	Green-Ellis	A.Hawkins(3rdWR)
Nov. 18	at Kansas City	Sanu	Whitworth	Boling	Robinson	Zeitler	Smith	Gresham	Green	Dalton	Green-Ellis	Charles(2ndTE)
Nov. 25	OAKLAND	Sanu	Whitworth	Boling	Robinson	Zeitler	Smith	Gresham	Green	Dalton	Green-Ellis	Charles(2ndTE)
Dec. 2	at San Diego	M.Jones	Whitworth	Boling	Robinson	Zeitler	Smith	Gresham	Green	Dalton	Green-Ellis	Hawkins(3rd WR)
Dec. 9	DALLAS	M.Jones	Whitworth	Boling	Robinson	Zeitler	Smith	Gresham	Green	Dalton	Green-Ellis	Pressley
Dec. 13	at Philadelphia	M.Jones	Whitworth	Boling	Robinson	Zeitler	Smith	Gresham	Green	Dalton	Green-Ellis	Pressley
Dec. 23	at Pittsburgh	M.Jones	Whitworth	Boling	Cook	Zeitler	Smith	Gresham	Green	Dalton	Green-Ellis	Charles(2ndTE)
Dec. 30	BALTIMORE	M.Jones	Whitworth	Boling	Cook	Zeitler	Smith	Gresham	Green	Dalton	Peerman	Charles(2ndTE)
Jan. 5	at Houston	M.Jones	Whitworth	Boling	Cook	Zeitler	Smith	Gresham	Green	Dalton	Green-Ellis	Charles(2ndTE)

DEFENSE

DATE	OPPONENT	LDE	NT	DT	RDE	SLB	MLB	WLB	LCB	RCB	SS	FS
Sept. 10	at Baltimore	Geathers	Peko	Atkins	Johnson	Newman(nickel)	Maualuga(LB)	Howard(LB)	Clements	Hall	Mays	Nelson
Sept. 16	CLEVELAND	Geathers	Peko	Atkins	Johnson	Newman(nickel)	Maualuga(LB)	Rey(LB)	Clements	Hall	Miles	Nelson
Sept. 23	at Washington	Geathers	Peko	Atkins	Johnson	Lawson	Maualuga	Burfict	A.Jones	Newman	Clements	Nelson
Sept. 30	at Jacksonville	Geathers	Peko	Atkins	Johnson	Lawson	Maualuga	Burfict	Newman	A.Jones	Mays	Nelson
Oct. 7	MIAMI	Geathers	Peko	Atkins	Johnson	Lawson	Maualuga	Burfict	Newman	Hall	Clements	Nelson
Oct. 14	at Cleveland	Geathers	Peko	Atkins	Johnson	Lawson	Maualuga	Burfict	Newman	Hall	Clements	Nelson
Oct. 21	PITTSBURGH	Geathers	Peko	Atkins	Johnson	Jones(nickel)	Maualuga(LB)	Burfict(LB)	Newman	Hall	Clements	Nelson
Oct. 28	— BYE —											
Nov. 4	DENVER	Geathers	Peko	Atkins	Johnson	Clements(nickel)	Maualuga(LB)	Burfict(LB)	Newman	Hall	Crocker	Nelson
Nov. 11	N.Y. GIANTS	Geathers	Peko	Atkins	Johnson	Lawson	Maualuga	Burfict	Newman	Hall	Crocker	Mays
Nov. 18	at Kansas City	Geathers	Peko	Atkins	Johnson	Lawson	Maualuga	Burfict	Newman	Hall	Clements	Crocker
Nov. 25	OAKLAND	Geathers	Peko	Atkins	Johnson	Lawson	Maualuga	Burfict	Newman	Hall	Crocker	Nelson
Dec. 2	at San Diego	Geathers	Peko	Atkins	Johnson	Lawson	Maualuga	Burfict	Newman	Hall	Crocker	Nelson
Dec. 9	DALLAS	Geathers	Peko	Atkins	Johnson	Lawson	Maualuga	Burfict	Newman	Hall	Crocker	Nelson
Dec. 13	at Philadelphia	Geathers	Peko	Atkins	Dunlap	A.Jones(nickel)	Maualuga(LB)	Burfict(LB)	Newman	Hall	Crocker	Nelson
Dec. 23	at Pittsburgh	Geathers	Peko	Atkins	Johnson	Lawson	Maualuga	Burfict	Newman	Hall	Crocker	Nelson
Dec. 30	BALTIMORE	Geathers	Peko	Atkins	Johnson	Lawson	Maualuga	Burfict	Clements	Hall	Crocker	Nelson
Jan. 5	at Houston	Geathers	Peko	Atkins	Johnson	Lamur	Maualuga	Burfict	Newman	Hall	Clements	Nelson

2012 REGULAR-SEASON PARTICIPATION CHART

LEGEND

(NOTE: Position designation indicates start.)

P — played as a substitute
DNP — did not play
IL — inactive list
PS — practice squad

RI — reserve/injured list
RPUP — reserve/physically unable to perform list
RNFI — reserve/non-football injury list
RNF-I — reserve/non-football illness list
RSBC — reserve/suspended by commissioner list

RF — reserve/future list
REX — roster exemption
* — eligible to practice with a roster exemption
^ — reserve/injured player designated for return
NWT — not with team

NAME	Cin. G-S	1 @Balt.	2 CLE.	3 @Wash.	4 @Jax.	5 MIA.	6 @Cle.	7 PITT.	8 DEN.	9 NYG	10 @K.C.	11 OAK.	12 @S.D.	13 DALL.	14 @Phil.	15 @Pitt.	16 BALT.
Adams, Jeff	0-0	PS	PS	PS	PS	PS	PS	PS	PS	PS	NWT	NWT	NWT	NWT	NWT	NWT	NWT
Allen, Jason	4-0	IL	IL	P	IL	IL	IL	IL	IL	IL	IL	IL	IL	P	P	P	IL
Anderson, Jamaal	2-0	P	P	RI	RI	RI	RI	RI	RI	RI	RI	RI	RI	RI	RI	RI	RI
Atkins, Geno	16-16	DT	DT	DT	DT	DT	DT	DT	DT	DT	DT	DT	DT	DT	DT	DT	DT
Binns, Armon	8-5	WR	WR	P	WR	WR	WR	IL	P	IL	P	IL	IL	NWT	NWT	NWT	NWT
Boling, Clint	16-16	LG	LG	LG	LG	LG	LG	LG	LG	LG	LG	LG	LG	LG	LG	LG	LG
Brooks, Jourdan	0-0	PS	PS	PS	PS	PS	PS	PS	PS	NWT	NWT	NWT	NWT	NWT	NWT	NWT	NWT
Brown, Josh	4-0	NWT	NWT	NWT	NWT	NWT	NWT	NWT	NWT	NWT	NWT	NWT	NWT	P	P	P	P
Burfict, Vontaze	16-14	P	P	WLB	WLB	WLB	WLB	LB	LB	WLB	LB	WLB	WLB	WLB	LB	WLB	WLB
Charles, Orson	16-6	2ndTE	P	P	P	P	2ndTE	P	P	P	2ndTE	2ndTE	P	P	P	2ndTE	2ndTE
Clements, Nate	15-9	LCB	LCB	SS	IL	SS	SS	SS	nklDB	P	SS	P	P	P	P	P	LCB
Collins, Anthony	5-0	DNP	DNP	DNP	DNP	DNP	DNP	DNP	P	DNP	P	P	DNP	DNP	P	DNP	P
Conner, John	2-0	NWT	NWT	NWT	NWT	NWT	NWT	NWT	NWT	NWT	NWT	NWT	NWT	NWT	NWT	P	P
Cook, Kyle	4-2	RI^	RI^	RI^	RI^	RI^	RI^	RI^	RI^	RI^	RI^	RI^	RI^*	P	P	C	C
Crocker, Chris	13-9	NWT	NWT	NWT	P	P	P	P	SS	SS	FS	SS	SS	SS	SS	SS	SS
Dalton, Andy	16-16	QB	QB	WR	QB	QB	QB	QB	QB	QB	QB	QB	QB	QB	QB	QB	QB
Davis, Bryce	0-0	NWT	NWT	NWT	NWT	NWT	NWT	NWT	NWT	NWT	NWT	NWT	PS	PS	PS	PS	PS
Dunlap, Carlos	14-1	IL	IL	P	P	P	P	P	P	P	P	P	P	P	RDE	P	P
Dye, Tony	0-0	RI	RI	RI	RI	RI	RI	RI	RI	RI	RI	RI	RI	RI	RI	RI	RI
Evans, DeQuin	0-0	PS	PS	PS	PS	PS	PS	PS	PS	PS	PS	PS	PS	PS	PS	PS	PS
Faine, Jeff	8-7	C	C	C	C	C	C	C	P	DNP	DNP	DNP	DNP	NWT	NWT	NWT	NWT
Geathers, Robert	16-16	LDE	LDE	LDE	LDE	LDE	LDE	LDE	LDE	LDE	LDE	LDE	LDE	LDE	LDE	LDE	LDE
Ghee, Brandon	0-0	RI	RI	RI	RI	RI	RI	RI	RI	RI	RI	RI	RI	RI	RI	RI	RI
Gilberry, Wallace	14-0	NWT	NWT	P	P	P	P	P	P	P	P	P	P	P	P	P	P
Gradkowski, Bruce	2-0	P	DNP	DNP	DNP	DNP	DNP	DNP	DNP	DNP	DNP	DNP	DNP	DNP	DNP	DNP	P
Green, A.J.	16-16	WR	WR	WR	WR	WR	WR	WR	WR	WR	WR	WR	WR	WR	WR	WR	WR
Green-Ellis, BenJarvus	15-15	HB	HB	HB	HB	HB	HB	HB	HB	HB	HB	HB	HB	HB	HB	HB	DNP
Gresham, Jermaine	16-15	TE	TE	TE	TE	TE	TE	P	TE	TE	TE	TE	TE	TE	TE	TE	TE
Hall, Leon	14-14	RCB	RCB	IL	IL	RCB	RCB	RCB	RCB	RCB	RCB	RCB	RCB	RCB	RCB	RCB	RCB
Harris, Clark	16-0	P	P	P	P	P	P	P	P	P	P	P	P	P	P	P	P
Hawkins, Andrew	14-2	P	P	P	P	P	P	P	P	3rdWR	IL	IL	3rdWR	P	P	P	P
Hazelton, Vidal	0-0	NWT	NWT	NWT	NWT	NWT	NWT	NWT	NWT	NWT	NWT	NWT	NWT	PS	PS	PS	PS
Herron, Daniel	3-0	PS	PS	PS	PS	PS	PS	PS	PS	PS	PS	PS	PS	P	P	IL	P
Hilton, Justin	0-0	NWT	NWT	NWT	NWT	NWT	NWT	NWT	NWT	NWT	NWT	NWT	NWT	NWT	NWT	NWT	NWT
Howard, Thomas	1-1	LB	RI	RI	RI	RI	RI	RI	RI	RI	RI	RI	RI	RI	RI	RI	RI
Huber, Kevin	16-0	P	P	P	P	P	P	P	P	P	P	P	P	P	P	P	P
Hudson, Otis	0-0	PS	PS	PS	PS	PS	PS	PS	PS	PS	PS	PS	PS	PS	PS	PS	PS
Iloka, George	7-0	P	P	P	P	IL	IL	P	IL	P	P	IL	IL	IL	IL	IL	IL
Jacobs, Ben	0-0	NWT	NWT	NWT	NWT	NWT	NWT	NWT	NWT	NWT	PS	PS	NWT	NWT	NWT	NWT	NWT
Johnson, Michael	16-15	RDE	RDE	RDE	RDE	RDE	RDE	RDE	RDE	RDE	RDE	RDE	RDE	RDE	P	RDE	RDE
Jones, Adam	16-5	P	P	LCB	RCB	P	P	nklDB	P	P	nklDB	P	P	P	nklDB	P	P
Jones, Marvin	11-5	P	P	IL	P	IL	P	P	IL	IL	IL	P	WR	WR	WR	WR	WR
Kirkpatrick, Dre	5-0	IL	IL	IL	IL	IL	IL	IL	P	P	P	P	P	IL	IL	IL	RI
Knapp, Dan	0-0	NWT	NWT	NWT	NWT	NWT	NWT	NWT	NWT	NWT	NWT	NWT	PS	PS	PS	PS	PS
Lamur, Emmanuel	9-0	PS	PS	PS	PS	PS	PS	PS	P	P	P	P	P	P	P	P	P
Lawson, Manny	16-10	P	P	SLB	SLB	SLB	SLB	P	P	SLB	P	SLB	SLB	SLB	P	SLB	SLB
Lee, Donald	0-0	IL	IL	IL	NWT	NWT	NWT	NWT	NWT	NWT	NWT	NWT	NWT	NWT	NWT	NWT	NWT
Leonard, Brian	15-0	P	P	P	P	P	P	IL	P	P	P	P	P	P	P	P	P
Lewis-Harris, Chris	2-0	PS	PS	PS	P	PS	PS	PS	PS	PS	PS	PS	PS	PS	PS	PS	P
Maualuga, Rey	16-16	LB	LB	MLB	MLB	MLB	MLB	LB	LB	MLB	LB	MLB	MLB	MLB	LB	MLB	MLB
Mays, Taylor	16-3	SS	P	P	SS	P	P	P	P	FS	P	P	P	P	P	P	P
Miles, Jeromy	16-1	P	SS	P	P	P	P	P	P	P	P	P	P	P	P	P	P
Moch, Dontay	1-0	RSBC	RSBC	RSBC	RSBC	REX	P	IL	RNF-I	RNF-I	RNF-I	RNF-I	RNF-I	RNF-I	RNF-I	RNF-I	RNF-I
Muckelroy, Roddrick	5-0	NWT	P	P	IL	P	P	P	IL	NWT	NWT	NWT	NWT	NWT	NWT	NWT	NWT
Nelson, Reggie	14-14	FS	FS	FS	FS	FS	FS	FS	FS	IL	IL	FS	FS	FS	FS	FS	FS
Newman, Terence	15-15	nklDB	nklDB	RCB	LCB	LCB	LCB	LCB	LCB	LCB	LCB	LCB	LCB	LCB	LCB	LCB	IL
Nugent, Mike	12-0	P	P	P	P	P	P	P	P	P	P	P	P	IL	IL	IL	RI
Peerman, Cedric	14-1	P	P	P	P	P	P	P	P	P	P	P	P	IL	IL	P	HB
Peko, Domata	16-16	NT	NT	NT	NT	NT	NT	NT	NT	NT	NT	NT	NT	NT	NT	NT	NT
Prater, Shaun	0-0	RI	RI	RI	RI	RI	RI	RI	RI	RI	RI	RI	RI	RI	RI	RI	RI
Pressley, Chris	14-7	P	FB	FB	FB	P	P	FB	FB	P	P	P	P	FB	FB	RI	RI
Quinn, Richard	0-0	IL	IL	IL	NWT	IL	IL	IL	IL	IL	IL	IL	IL	IL	IL	IL	IL
Rey, Vincent	16-1	P	LB	P	P	P	P	P	P	P	P	P	P	P	P	P	P
Robinson, Trevor	13-7	DNP	DNP	P	P	P	P	P	C	C	C	C	C	C	C	DNP	P
Robinson, Zac	0-0	PS	PS	PS	PS	PS	PS	PS	PS	PS	PS	PS	PS	PS	PS	PS	PS
Rogers, Taveon	0-0	RI	RI	RI	RI	RI	RI	RI	RI	RI	RI	RI	RI	RI	RI	RI	RI
Roland, Dennis	16-2	P	P	P	P	2ndTE	P	TE	P	P	P	P	P	P	P	P	P
Sands, Robert	0-0	RI	RI	RI	RI	RI	RI	RI	RI	RI	RI	RI	RI	RI	RI	RI	RI
Sanu, Mohamed	9-3	P	DNP	QB	P	P	IL	P	P	P	WR	WR	IL	RI	RI	RI	RI
Sanzenbacher, Dane	0-0	NWT	NWT	NWT	NWT	NWT	NWT	NWT	NWT	NWT	NWT	NWT	NWT	NWT	NWT	NWT	IL
Schaffer, J.K.	0-0	NWT	NWT	NWT	NWT	NWT	NWT	NWT	NWT	PS	PS	PS	PS	PS	PS	PS	PS
Scott, Bernard	2-0	IL	IL	P	IL	P	RI	RI	RI	RI	RI	RI	RI	RI	RI	RI	RI
Sims, Pat	8-0	RPUP	RPUP	RPUP	RPUP	RPUP	RPUP	RPUP	RPUP*	P	P	P	P	P	P	P	P
Skuta, Dan	16-0	P	P	P	P	P	P	P	P	P	P	P	P	P	P	P	P
Smith, Andre	16-16	ROT	ROT	ROT	ROT	ROT	ROT	ROT	ROT	ROT	ROT	ROT	ROT	ROT	ROT	ROT	ROT
Still, Devon	8-0	P	P	P	P	P	P	P	P	IL	IL	IL	IL	IL	IL	IL	IL
Tate, Brandon	16-3	P	P	P	P	P	P	WR	WR	WR	P	P	P	P	P	P	P
Thompson, Brandon	3-0	P	P	IL	P	IL	IL	IL	IL	IL	IL	IL	IL	IL	IL	IL	IL
Tuinei, Lavasier	0-0	NWT	NWT	NWT	NWT	NWT	NWT	NWT	NWT	NWT	NWT	NWT	NWT	NWT	NWT	NWT	NWT
Wedige, Scott	0-0	NWT	NWT	NWT	NWT	NWT	NWT	NWT	NWT	PS	PS	PS	NWT	NWT	NWT	NWT	NWT
Whalen, Ryan	9-0	IL	IL	IL	IL	IL	IL	P	IL	P	P	P	P	P	P	P	P
Wharton, Travelle	0-0	RI	RI	RI	RI	RI	RI	RI	RI	RI	RI	RI	RI	RI	RI	RI	RI
Whitworth, Andrew	16-16	LOT	LOT	LOT	LOT	LOT	LOT	LOT	LOT	LOT	LOT	LOT	LOT	LOT	LOT	LOT	LOT
Zeitler, Kevin	16-16	RG	RG	RG	RG	RG	RG	RG	RG	RG	RG	RG	RG	RG	RG	RG	RG

2012 POSTSEASON PARTICIPATION CHART

LEGEND

(NOTE: Position designation indicates start.)

P	— played as a substitute
DNP	— did not play
IL	— inactive list
PS	— practice squad
RI	— reserve/injured list
RPUP	— reserve/physically unable to perform list
RNFI	— reserve/non-football injury list
RNF-I	— reserve/non-football illness list
RSBC	— reserve/suspended by commissioner list
RF	— reserve/future list
REX	— roster exemption
*	— eligible to practice with a roster exemption
^	— reserve/injured player designated for return
NWT	— not with team

NAME	Cin. G-S	1-5 @Hou.	AFC Div.	AFC Chmp.	SB XLVII
Adams, Jeff	0-0	NWT	—	—	—
Allen, Jason	0-0	IL	—	—	—
Anderson, Jamaal	0-0	RI	—	—	—
Atkins, Geno	1-1	DT	—	—	—
Binns, Armon	0-0	NWT	—	—	—
Boling, Clint	1-1	LG	—	—	—
Brooks, Jourdan	0-0	NWT	—	—	—
Brown, Josh	1-0	P	—	—	—
Burfict, Vontaze	1-1	WLB	—	—	—
Charles, Orson	1-1	2ndTE	—	—	—
Clements, Nate	1-1	SS	—	—	—
Collins, Anthony	0-0	DNP	—	—	—
Conner, John	1-0	P	—	—	—
Cook, Kyle	1-1	C	—	—	—
Crocker, Chris	0-0	IL	—	—	—
Dalton, Andy	1-1	QB	—	—	—
Davis, Bryce	0-0	PS	—	—	—
Dunlap, Carlos	1-0	P	—	—	—
Dye, Tony	0-0	RI	—	—	—
Evans, DeQuin	0-0	PS	—	—	—
Faine, Jeff	0-0	NWT	—	—	—
Geathers, Robert	1-1	LDE	—	—	—
Ghee, Brandon	0-0	RI	—	—	—
Gilberry, Wallace	1-0	P	—	—	—
Gradkowski, Bruce	0-0	DNP	—	—	—
Green, A.J.	1-1	WR	—	—	—
Green-Ellis, BenJarvus	1-1	HB	—	—	—
Gresham, Jermaine	1-1	TE	—	—	—
Hall, Leon	1-1	RCB	—	—	—
Harris, Clark	1-0	P	—	—	—
Hawkins, Andrew	1-0	P	—	—	—
Hazelton, Vidal	0-0	PS	—	—	—
Herron, Daniel	0-0	IL	—	—	—
Hilton, Justin	0-0	PS	—	—	—
Howard, Thomas	0-0	RI	—	—	—
Huber, Kevin	1-0	P	—	—	—
Hudson, Otis	0-0	PS	—	—	—
Iloka, George	1-0	P	—	—	—
Jacobs, Ben	0-0	NWT	—	—	—
Johnson, Michael	1-1	RDE	—	—	—
Jones, Adam	1-0	P	—	—	—
Jones, Marvin	1-1	WR	—	—	—
Kirkpatrick, Dre	0-0	RI	—	—	—
Knapp, Dan	0-0	PS	—	—	—
Lamur, Emmanuel	1-1	SLB	—	—	—
Lawson, Manny	1-0	P	—	—	—
Lee, Donald	0-0	NWT	—	—	—
Leonard, Brian	1-0	P	—	—	—
Lewis-Harris, Chris	1-0	P	—	—	—
Maualuga, Rey	1-1	MLB	—	—	—
Mays, Taylor	1-0	P	—	—	—
Miles, Jeromy	1-0	P	—	—	—
Moch, Dontay	0-0	RNF-I	—	—	—
Muckelroy, Roddrick	0-0	NWT	—	—	—
Nelson, Reggie	1-1	FS	—	—	—
Newman, Terence	1-1	LCB	—	—	—
Nugent, Mike	0-0	RI	—	—	—
Peerman, Cedric	1-0	P	—	—	—
Peko, Domata	1-1	NT	—	—	—
Prater, Shaun	0-0	RI	—	—	—
Pressley, Chris	0-0	RI	—	—	—
Quinn, Richard	0-0	IL	—	—	—
Rey, Vincent	1-0	P	—	—	—
Robinson, Trevor	0-0	DNP	—	—	—
Robinson, Zac	0-0	PS	—	—	—
Rogers, Taveon	0-0	RI	—	—	—
Roland, Dennis	1-0	P	—	—	—
Sands, Robert	0-0	RI	—	—	—
Sanu, Mohamed	0-0	RI	—	—	—
Sanzenbacher, Dane	0-0	IL	—	—	—
Schaffer, J.K.	0-0	PS	—	—	—
Scott, Bernard	0-0	RI	—	—	—
Sims, Pat	1-0	P	—	—	—
Skuta, Dan	1-0	P	—	—	—
Smith, Andre	1-1	ROT	—	—	—
Still, Devon	0-0	IL	—	—	—
Tate, Brandon	1-0	P	—	—	—
Thompson, Brandon	0-0	IL	—	—	—
Tuinei, Lavasier	0-0	RF	—	—	—
Wedige, Scott	0-0	NWT	—	—	—
Whalen, Ryan	1-0	P	—	—	—
Wharton, Travelle	0-0	RI	—	—	—
Whitworth, Andrew	1-1	LOT	—	—	—
Zeitler, Kevin	1-1	RG	—	—	—

2012-13 TRANSACTIONS

(TRANSACTIONS FROM 8-8-11 THROUGH 6-19-12 ARE IN BENGALS 2012 MEDIA GUIDE)

June 19, 2012 — Waived HB **Rodney Stewart** (injury settlement).
July 25, 2012 — Signed DT **Brandon Thompson** (D3b).
July 26, 2012 — Signed CB **Chris Lewis-Harris** (CFA-Tennessee-Chattanooga).
July 27, 2012 — Placed LB **Brandon Joiner** on the Reserve/Did Not Report list.
Aug. 4, 2012 — Signed CB **T.J. Heath** (FA).
Aug. 8, 2012 — Terminated the contract of DE **Derrick Harvey**.
Aug. 17, 2012 — Waived WR **Jordan Shipley** and K **Thomas Weber**.
Aug. 18, 2012 — Signed DE **Luke Black** (CFA-Fairmont State).
Aug. 24, 2012 — Placed the following five players on the Reserve/Injured list: CB **Brandon Ghee**, CB **Shaun Prater**, CB **Taveon Rogers**, S **Robert Sands** and G **Travelle Wharton**; Waived DE **Luke Black**, HB **Aaron Brown**, QB **Tyler Hansen** and G **Matt Murphy**.
Aug. 27, 2012 — Waived WR **Kashif Moore**.
Aug. 29, 2012 — Signed C **Jeff Faine** (FA); Waived WR **Justin Hilton**.
Aug. 31, 2012 — Placed S **Tony Dye** on Reserve/Injured list; Placed LB **Dontay Moch** on the Reserve/Suspended by Commissioner list; Placed DT **Pat Sims** on the Reserve/Physically Unable to Perform list; Waived the following 19 players: FB **Jourdan Brooks**, TE **Colin Cochart**, TE/LS **Bryce Davis**, FB **James Develin**, DE **DeQuin Evans**, DT **Nick Hayden** (injury settlement), WR **Vidal Hazelton**, CB **T.J. Heath**, HB **Daniel Herron**, G **Otis Hudson**, LB **Grant Hunter**, DE **Micah Johnson**, LB **Emmanuel Lamur**, CB **Chris Lewis-Harris**, DT **Vaughn Meatoga**, LB **Roddrick Muckelroy**, OT **Matthew O'Donnell**, QB **Zac Robinson**, G **Reggie Stephens**.
Sept. 1, 2012 — Signed the following seven players to the Practice Squad: FB **Jourdan Brooks**, TE/LS **Bryce Davis**, HB **Daniel Herron**, G **Otis Hudson**, LB **Emmanuel Lamur**, CB **Chris Lewis-Harris**, QB **Zac Robinson**.
Sept. 2, 2012 — Signed OT **Jeff Adams** (FA) to the Practice Squad.
Sept. 4, 2012 — Signed TE **Richard Quinn** (FA); Placed C **Kyle Cook** on the Reserve/Injured list (designated for possible return); Released TE/LS **Bryce Davis** from the Practice Squad.
Sept. 5, 2012 — Signed DE **DeQuin Evans** to the Practice Squad.
Sept. 14, 2012 — Signed LB **Roddrick Muckelroy** (FA); Placed LB **Thomas Howard** on the Reserve/Injured list.
Sept. 18, 2012 — Signed DE **Wallace Gilberry** (FA); Placed DE **Jamaal Anderson** on the Reserve/Injured list.
Sept. 27, 2012 — Signed S **Chris Crocker** (FA); Terminated the contract of TE **Donald Lee**.
Sept. 29, 2012 — Signed CB **Chris Lewis-Harris** from the Practice Squad; waived TE **Richard Quinn**.
Oct. 1, 2012 — The suspension of LB **Dontay Moch** (Reserve/Suspended by Commissioner list) expired and he was granted permission to participate in team activities with a roster exemption of up to one week.
Oct. 2, 2012 — Signed TE **Richard Quinn**; Waived CB **Chris Lewis-Harris**.
Oct. 4, 2012 — Signed CB **Chris Lewis-Harris** to the Practice Squad.
Oct. 8, 2012 — Activated LB **Dontay Moch** from exemption status to the 53-player roster; Placed HB **Bernard Scott** on the Reserve/Injured list.
Oct. 31, 2012 — DT **Pat Sims** (Reserve/Physically Unable to Perform list) returned to practice on a roster exemption.
Nov.2, 2012 — Signed LB **Emmanuel Lamur** from the Practice Squad; Placed LB **Dontay Moch** on the Reserve/Non-Football Illness list.
Nov. 5, 2012 — Signed LB **J.K. Schaffer** (FA) to the Practice Squad.
Nov. 6, 2012 — Signed C **Scott Wedige** (FA) to the Practice Squad; Released FB **Jourdan Brooks** from the Practice Squad.
Nov. 9, 2012 — Activated DT **Pat Sims** from the Reserve/Physically Unable to Perform list; Waived LB **Roddrick Muckelroy**.
Nov. 12, 2012 — Signed LB **Ben Jacobs** (FA) to the Practice Squad; Released OT **Jeff Adams** from the Practice Squad.
Nov. 27, 2012 — Signed TE/LS **Bryce Davis** (FA) and OT **Dan Knapp** (FA) to the Practice Squad; C **Scott Wedige** signed by Arizona from Practice Squad; Released LB **Ben Jacobs** from the Practice Squad.
Nov. 28, 2012 — C **Kyle Cook** (Reserve/Injured; designated for possible return) returned to practice on a roster exemption.
Dec. 4, 2012 — Signed HB **Daniel Herron** from the Practice Squad; Placed WR **Mohamed Sanu** on the Reserve/Injured list; Signed WR **Vidal Hazelton** (FA) to the Practice Squad.
Dec. 6, 2012 — Signed K **Josh Brown** (FA); Waived C **Jeff Faine**.
Dec. 8, 2012 — Activated C **Kyle Cook** (Reserve/Injured; designated for possible return) to the 53-player roster; Waived WR **Armon Binns**.
Dec. 15, 2012 — Signed FB **John Conner** (FA); Placed FB **Chris Pressley** on the Reserve/Injured list.
Dec. 25, 2012 — Acquired WR **Dane Sanzenbacher** on waivers from Chicago; Placed CB **Dre Kirkpatrick** on the Reserve/Injured list.
Dec. 28, 2012 — Signed CB **Chris Lewis-Harris** from the Practice Squad; Placed K **Mike Nugent** on the Reserve/Injured list.
Jan. 1, 2013 — Signed WR **Lavasier Tuinei** (FA) to the Reserve/Future list; Signed WR **Justin Hilton** to the Practice Squad.
Jan. 7, 2013 — Signed the following six Practice Squad players to the Reserve/Future list: TE/LS **Bryce Davis**, DE **DeQuin Evans**, WR **Justin Hilton**, OT **Dan Knapp**, QB **Zac Robinson** and LB **J.K. Schaffer**.
Jan. 8, 2013 — Signed FB **Jourdan Brooks** (FA) to the Reserve/Future list.
Jan. 12, 2013 — Practice Squad contracts expired for the following two players: WR **Vidal Hazelton** and G **Otis Hudson**.
Jan. 25, 2013 — Signed LB **Aaron Maybin** (FA) to the Reserve/Future list.
Jan. 29, 2013 — Assistant coach **Jim Anderson** (running backs) retired.
Feb. 4, 2013 — Reinstated LB **Brandon Joiner** to the roster from the Reserve/Did Not Report list.
Feb. 5, 2013 — Added **Adam Zimmer** as an assistant coach (assistant defensive backs).
Feb. 6, 2013 — Announced the new roles of assistant coach **Hue Jackson** (special assistant to the head coach/running backs).
March 1, 2013 — Applied franchise player designation to DE **Michael Johnson**.
March 7, 2013 — Re-signed HB **Cedric Peerman**, a potential restricted free agent; Announced that potential restricted free agent S **Jeromy Miles** was tendered an offer; Announce that the following two potential unsigned exclusive rights players were tendered offers: WR **Andrew Hawkins** and LB **Vincent Rey**.
March 8, 2013 — Re-signed the following two potential unrestricted free agents: LS **Clark Harris** and P **Kevin Huber**.
March 10, 2013 — Re-signed potential unrestricted free agent K **Mike Nugent**.
March 12, 2013 — With the beginning of the new league year, the free agency signing period began; The following 19 players became unrestricted free agents: K **Josh Brown**, CB **Nate Clements**, S **Chris Crocker**, DE **Robert Geathers**, DE **Wallace Gilberry**, QB **Bruce Gradkowski**, LB **Thomas Howard**, CB **Adam Jones**, LB **Manny Lawson**, HB **Brian Leonard**, LB **Rey Maualuga**, CB **Terence Newman**, TE **Richard Quinn**, OT **Dennis Roland**, HB **Bernard Scott**, DT **Pat Sims**, LB **Dan Skuta**, OT **Andre Smith**, WR **Brandon Tate**; The following player became a restricted free agent: S **Jeromy Miles**; The following two players became unsigned exclusive rights players: WR **Andrew Hawkins** and LB **Vincent Rey**; Re-signed DE **Robert Geathers** (UFA-Cin.) and DE **Wallace Gilberry** (UFA-Cin.).
March 13, 2012 — K **Josh Brown** (UFA-Cin.) signed with the N.Y. Giants; QB **Bruce Gradkowski** (UFA-Cin.) signed with Pittsburgh;

LB **Manny Lawson** (UFA-Cin.) signed with Buffalo.
March 14, 2012 — DT **Pat Sims** (UFA-Cin.) signed with Oakland.
March 15, 2013 — Re-signed DE **Michael Johnson** (designated franchise player-Cin.); LB **Dan Skuta** (UFA-Cin.) signed with San Francisco.
March 18, 2013 — Re-signed LB **Rey Maualuga** (UFA-Cin.).
March 22, 2013 — Re-signed OT **Dennis Roland** (UFA-Cin.).
March 23, 2013 — Signed QB **Josh Johnson** (UFA-Cle.); Re-signed TE **Richard Quinn** (UFA-Cin.).
March 25, 2013 — Re-signed CB **Adam Jones** (UFA-Cin.) and WR **Brandon Tate** (UFA-Cin.).
April 1, 2013 — Re-signed CB **Terence Newman** (UFA-Cin.).
April 2, 2013 — HB **Brian Leonard** (UFA-Cin.) signed with Tampa Bay.
April 3, 2013 — Re-signed LB **Vincent Rey** (exclusive rights player-Cin.); Acquired QB **John Skelton** on waivers from Arizona.
April 10, 2013 — Terminated the contract of CB **Jason Allen**.
April 12, 2013 — Signed G **Mike Pollak** (UFA-Car.); Waived WR **Lavasier Tuinei** (non-football injury).
April 13, 2013 — Re-signed HB **Bernard Scott** (UFA-Cin.).
April 15, 2013 — Re-signed WR **Andrew Hawkins** (exclusive rights player-Cin.); Re-signed S **Jeromy Miles** (RFA-Cin.).
April 16, 2013 — Signed TE **Alex Smith** (UFA-Cle.).
April 23, 2013 — Signed LB **James Harrison** (FA).
April 25, 2013 — Selected one player in the annual NFL draft: TE **Tyler Eifert** of Notre Dame in Round 1 (21st overall).
April 26, 2013 — Re-signed OT **Andre Smith** (UFA-Cin.); Selected three players in the annual NFL draft: HB **Giovani Bernard** of North Carolina in Round 2 (37th overall), DE **Margus Hunt** of Southern Methodist in Round 2 (53rd) and S **Shawn Williams** of Georgia in Round 3 (84th).
April 27, 2013 — Selected six players in the annual NFL draft: LB **Sean Porter** of Texas A&M in Round 4 (118th overall), G **Tanner Hawkinson** of Kansas in Round 5 (156th), HB **Rex Burkhead** of Nebraska in Round 6 (190th), WR **Cobi Hamilton** of Arkansas in Round 6 (197th), OT **Reid Fragel** of Ohio State in Round 7 (240th) and C **T.J. Johnson** of South Carolina in Round 7 (251st).
April 30, 2013 — Signed the following nine college free agents: DT **Larry Black** (Indiana), CB **Terrence Brown** (Stanford), DT **Travis Chappelear** (Northwest Missouri State), LB **Jayson DiManche** (Southern Illinois), WR **Tyrone Goard** (Eastern Kentucky), WR **Roy Roundtree** (Michigan), CB **Troy Stoudermire** (Minnesota), G **John Sullen** (Auburn) and LB **Bruce Taylor** (Virginia Tech).
May 1, 2013 — Signed the following three college free agents: LB **Jordan Campbell** (New Mexico Highlands), CB **Onterio McCalebb** (Auburn) and K/P **Quinn Sharp** (Oklahoma State).
May 2, 2013 — Waived FB **Jourdan Brooks**, WR **Justin Hilton** and OT **Dan Knapp**.
May 10, 2013 — Signed OT **Reid Fragel** (D7a) and C **T.J. Johnson** (D7b).
May 11, 2013 — Signed WR **Cobi Hamilton** (D6b).
May 13, 2013 — Signed LB **Sean Porter** (D4), HB **Rex Burkhead** (D6a), and DT **Terrence Stephens** (CFA; Stanford); Waived DT **Travis Chappelear**.
May 14, 2013 — Signed G **Tanner Hawkinson** (D5).
May 22, 2013 — Signed DE **Margus Hunt** (D2b).
May 23, 2013 — Signed HB **Giovani Bernard** (D2a).
May 24, 2013 — Signed S **Shawn Williams** (D3).
June 12, 2013 — Waived S **Robert Sands**.

* *NOTE: Signed a new contract before finishing the final season(s) of existing contract.*

WEEK 1, GAME 1

Baltimore Ravens 44, Cincinnati Bengals 13

Monday Night Football, Sept. 10, 2012 at M&T Bank Stadium

The Bengals tied their largest-ever margin for defeat in a season opener, but the contest was not a complete walkover. Cincinnati was on the move against the Ravens in the early third quarter, having scored 10 straight points to pull within 17-10, and enjoying a first down at the Baltimore eight. But the Bengals were denied a tying score, settling for a FG, and the Ravens responded immediately with an 89-yard TD drive for a 24-13 lead. Matters snowballed from that point for Cincinnati. The Bengals were done in by two frequent nemeses, RB Ray Rice (two TDs) and S Ed Reed (34-yard INT for a TD). Ravens QB Joe Flacco posted a 128.4 passer rating.

SCORE BY PERIODS	1	2	3	4	OT	PTS.
Cincinnati	0	10	3	0	—	13
Baltimore	10	7	17	10	—	44

TEAM — SCORING PLAY	QTR.-LEFT
Balt. — J.Tucker 46 field goal	1-12:53
Balt. — R.Rice 7 run (J.Tucker kick)	1-6:03
Cin. — M.Nugent 34 field goal	2-14:52
Balt. — A.Boldin 34 pass from J.Flacco (J.Tucker kick)	2-12:25
Cin. — B.Green-Ellis 6 run (M.Nugent kick)	2-0:18
Cin. — M.Nugent 19 field goal	3-8:59
Balt. — D.Pitta 10 pass from J.Flacco (J.Tucker kick)	3-5:18
Balt. — J.Tucker 40 field goal	3-1:13
Balt. — E.Reed 34 interception return (J.Tucker kick)	3-0:13
Balt. — R.Rice 1 run (J.Tucker kick)	4-14:04
Balt. — J.Tucker 39 field goal	4-3:03

Missed FGs: None. Attendance: 71,064. Time: 3:04.

TEAM STATISTICS	CIN.	BALT.
First downs	20	26
Third down conversions-attempts	4-15	3-9
Total net yards	322	430
Net yards rushing	129	122
Net yards passing	193	308
Pass attempts-completions-interceptions	37-22-1	32-23-0
Sacks against-yards lost	4-28	3-21
Punts-average	4-45.8	2-43.5
Punt returns-yards	2-19	2-18
Kickoff returns-yards	3-64	4-88
Penalties-yards	3-41	6-50
Fumbles-lost	2-1	1-0
Time of possession	32:26	27:34

RUSHING

CIN.	ATT	YDS	LG	TD	BALT.	ATT	YDS	LG	TD
B.Green-Ellis	18	91	14	1	R.Rice	10	68	16	2
C.Peerman	3	22	13	0	B.Pierce	4	19	11	0
A.Dalton	3	11	6	0	A.Allen	4	13	7	0
B.Leonard	3	5	3	0	T.Smith	1	13	13	0
B.Gradkowski	1	0	0	0	T.Taylor	1	7	7	0
					A.Boldin	1	3	3	0
					J.Flacco	2	-1	0	0
TOTALS	28	129	14	1	TOTALS	23	122	16	2

PASSING

CIN.	ATT	CMP	YDS	TD-I	BALT.	ATT	CMP	YDS	TD-I
A.Dalton	37	22	221	0-1	J.Flacco	29	21	299	2-0
					T.Taylor	3	2	30	0-0
TOTALS	37	22	221	0-1	TOTALS	32	23	329	2-0

RECEIVING

CIN.	NO	YDS	LG	TD	BALT.	NO	YDS	LG	TD
A.Hawkins	8	86	27	0	D.Pitta	5	73	25	1
A.Green	5	70	19	0	A.Boldin	4	63	34t	1
A.Binns	4	28	9	0	J.Jones	3	46	25	0
J.Gresham	3	30	13	0	R.Rice	3	25	18	0
B.Green-Ellis	1	4	4	0	V.Leach	3	18	10	0
B.Tate	1	3	3	0	T.Smith	2	57	52	0
					E.Dickson	2	22	19	0
					D.Thompson	1	25	25	0
TOTALS	22	221	27	0	TOTALS	23	329	52	2

DEFENSE

Cincinnati (coaches' stats) — ST-AT-TT: R.Maualuga 6-1-7, R.Nelson 5-2-7, M.Lawson 3-2-5, L.Hall 4-0-4, N.Clements 3-1-4, T.Howard 3-1-4, T.Mays 3-1-4, D.Peko 2-2-4, M.Johnson 1-3-4, G.Atkins 2-1-3, J.Miles 2-1-3, D.Skuta 1-1-2, D.Still 1-1-2, B.Thompson 1-0-1. SKS.-YDS.: G.Atkins 2-15, T.Howard 1-6. INT.-YDS.: None. PD: L.Hall 2, N.Clements 1, T.Howard 1, R.Maualuga 1, R.Nelson 1. FF: None. FR-YDS.: None.

Baltimore (press box stats) — ST-AT-TT: R.Lewis 11-3-14, L.Webb 7-0-7, D.Ellerbe 6-1-7, C.Williams 6-0-6, B.Pollard 4-2-6, A.Jones 4-0-4, H.Ngata 2-2-4, C.Upshaw 1-3-4, A.McClellan 2-0-2, E.Reed 2-0-2, C.Graham 1-1-2, J.Ihedigbo 1-1-2, J.McClain 1-1-2, P.Kruger 0-2-2, M.Kemoeatu 1-0-1, T.Cody 0-1-1, P.McPhee 0-1-1. SKS.-YDS.: H.Ngata 1.5-14.5, R.Lewis 1-0, P.McPhee 0.5-6, C.Upshaw 0.5-6, P.Kruger 0.5-1.5. INT.-YDS.: E.Reed 1-34. PD: B.Pollard 2, E.Reed 2, C.Williams 2, J.McClain 1, H.Ngata 1, L.Webb 1. FF: R.Lewis 1. FR-YDS.: L.Webb 1-0.

WEEK 2, GAME 2

Cincinnati Bengals 34, Cleveland Browns 27

Sunday, Sept. 16, 2012 at Paul Brown Stadium

The Bengals gave up 439 yards and saw three double-digit leads shaved back into one-score margins, but they consistently had the answers to keep the visiting Browns at bay. QB Andy Dalton posted a 128.2 passer rating, with TD throws to WRs A.J. Green, Brandon Tate and Andrew Hawkins. The game's first TD came courtesy of an 81-yard punt return by CB Adam Jones, and that score in a sense provided the difference, as the offenses tied 27-all in point production. The Browns hurt themselves with penalties, as their 10-for-103 yard total nearly doubled the Bengals' figure. The Bengals moved to a six-game lead in the Battle of Ohio series (42-36), the largest margin in series history for either team. Cincinnati improved to 1-1 on the season, and the Browns fell to 0-2.

SCORE BY PERIODS	1	2	3	4	OT	PTS.
Cleveland	3	7	7	10	—	27
Cincinnati	7	10	7	10	—	34

TEAM — SCORING PLAY	QTR.-LEFT
Cin. — A.Jones 81 punt return (M.Nugent kick)	1-13:13
Cle. — P.Dawson 50 field goal	1-9:01
Cin. — A.Green 10 pass from A.Dalton (M.Nugent kick)	2-10:27
Cle. — T.Richardson 32 run (P.Dawson kick)	2-8:05
Cin. — M.Nugent 39 field goal	2-4:45
Cin. — B.Tate 44 pass from A.Dalton (M.Nugent kick)	3-11:58
Cle. — T.Richardson 23 pass from B.Weeden (P.Dawson kick)	3-0:07
Cin. — A.Hawkins 50 pass from A.Dalton (M.Nugent kick)	4-10:44
Cle. — G.Little 24 pass from B.Weeden (P.Dawson kick)	4-7:11
Cin. — M.Nugent 37 field goal	4-2:09
Cle. — P.Dawson 25 field goal	4-0:20

Missed FGs: None. Attendance: 63,036. Time: 3:16.

TEAM STATISTICS	CLE.	CIN.
First downs	21	21
Third down conversions-attempts	7-15	4-12
Total net yards	439	375
Net yards rushing	130	80
Net yards passing	309	295
Pass attempts-completions-interceptions	37-26-0	31-24-1
Sacks against-yards lost	2-13	6-23
Punts-average	4-46.5	3-42.0
Punt returns-yards	1-9	3-90
Kickoff returns-yards	6-165	4-103
Penalties-yards	10-103	6-54
Fumbles-lost	1-1	0-0
Time of possession	27:07	32:53

RUSHING

CLE.	ATT	YDS	LG	TD	CIN.	ATT	YDS	LG	TD
T.Richardson	19	109	32t	1	B.Green-Ellis	21	75	19	0
T.Benjamin	2	15	13	0	A.Dalton	3	4	3	0
B.Weeden	2	6	4	0	C.Peerman	1	1	1	0
TOTALS	23	130	32t	1	TOTALS	25	80	19	0

PASSING

CLE.	ATT	CMP	YDS	TD-I	CIN.	ATT	CMP	YDS	TD-I
B.Weeden	37	26	322	2-0	A.Dalton	31	24	318	3-1
TOTALS	37	26	322	2-0	TOTALS	31	24	318	3-1

RECEIVING

CLE.	NO	YDS	LG	TD	CIN.	NO	YDS	LG	TD
C.Ogbonnaya	6	73	21	0	A.Green	7	58	12	1
M.Massaquoi	5	90	22	0	A.Binns	5	66	20	0
G.Little	5	57	24t	1	J.Gresham	4	37	22	0
T.Richardson	4	36	23t	1	B.Tate	3	71	44t	1
A.Smith	3	30	17	0	B.Green-Ellis	3	30	12	0
B.Watson	1	27	27	0	A.Hawkins	2	56	50t	1
J.Gordon	1	5	5	0					
J.Cribbs	1	4	4	0					
TOTALS	26	322	27	2	TOTALS	24	318	50t	3

DEFENSE

Cleveland (press box stats) — ST-AT-TT: T.Ward 6-3-9, B.Skrine 7-0-7, D.Patterson 6-0-6, J.Hughes 3-3-6, D.Jackson 3-2-5, E.Hagg 3-1-4, S.Fujita 2-2-4, C.Robertson 2-2-4, F.Rucker 2-2-4, J.Sheard 3-0-3, J.Parker 2-0-2, A.Rubin 1-1-2, I.Kitchen 0-2-2, K.Maiava 0-1-1, T.Wade 0-1-1. SKS.-YDS.: D.Jackson 3-4, F.Rucker 1-10, J.Parker 1-6, J.Hughes 1-3. INT.-YDS.: D.Jackson 1-4. PD: D.Jackson 1, D.Patterson 1, J.Sheard 1. FF: None. FR-YDS.: None.

Cincinnati (coaches' stats) — ST-AT-TT: R.Maualuga 7-5-12, V.Rey 4-5-9, N.Clements 7-1-8, L.Hall 6-2-8, T.Newman 4-4-8, J.Miles 3-4-7, R.Nelson 5-1-6, V.Burfict 1-5-6, D.Peko 2-3-5, J.Anderson 2-2-4, M.Lawson 2-1-3, M.Johnson 1-2-3, R.Geathers 1-1-2, G.Atkins 1-0-1, D.Still 0-1-1, B.Thompson 0-1-1. SKS.-YDS.: V.Rey 1-8, M.Johnson 1-5. INT.-YDS.: None. PD: L.Hall 2, J.Miles 1. FF: T.Newman 1. FR-YDS.: M.Johnson 1-0.

WEEK 3, GAME 3

Cincinnati Bengals 38, Washington Redskins 31
Sunday, Sept. 23, 2012 at FedExField

Cincinnati scored its most points in 44 games and turned back a pair of Washington rallies to log its third straight win over the Redskins. The Redskins erased a 24-7 Cincinnati lead to tie at 24-24 before the Bengals went up 38-24 with 7:08 left. Then the Redskins scored another TD and drove as far as the Bengals' 19 in the final minute, only to see their second comeback bid thwarted. Bengals QB Andy Dalton had a career-high passer rating of 132.9, and WR A.J. Green had a career-high 183 receiving yards on nine catches. On the game's first scrimmage play, Bengals rookie WR Mohamed Sanu lined up at QB, took a direct snap and threw a 73-yard TD to Green. The Bengals improved to 2-1, while the Redskins fell to 1-2.

SCORE BY PERIODS	1	2	3	4	OT	PTS.
Cincinnati	14	10	0	14	—	38
Washington	7	3	14	7	—	31

TEAM — SCORING PLAY	QTR.-LEFT
Cin. — A.Green 73 pass from M.Sanu (M.Nugent kick)	1-14:43
Wash. — R.Jackson interception in end zone (B.Cundiff kick)	1-11:00
Cin. — A.Binns 48 pass from A.Dalton (M.Nugent kick)	1-3:28
Cin. — M.Nugent 47 field goal	2-4:36
Cin. — B.Green-Ellis 1 run (M.Nugent kick)	2-3:13
Wash. — B.Cundiff 36 field goal	2-0:31
Wash. — A.Morris 7 run (B.Cundiff kick)	3-10:23
Wash. — S.Moss 3 pass from R.Griffin (B.Cundiff kick)	3-3:29
Cin. — J.Gresham 6 pass from A.Dalton (M.Nugent kick)	4-11:24
Cin. — A.Hawkins 59 pass from A.Dalton (M.Nugent kick)	4-7:08
Wash. — R.Griffin 2 run (B.Cundiff kick)	4-3:35

Missed FGs: None. Attendance: 80,060. Time: 3:21.

TEAM STATISTICS	CIN.	WASH.
First downs	22	31
Third down conversions-attempts	3-9	3-12
Total net yards	478	381
Net yards rushing	93	202
Net yards passing	385	179
Pass attempts-completions-interceptions	28-20-1	34-21-0
Sacks against-yards lost	2-16	5-42
Punts-average	4-41.3	7-44.3
Punt returns-yards	4-24	1-(-1)
Kickoff returns-yards	3-63	3-100
Penalties-yards	8-80	6-60
Fumbles-lost	1-1	3-1
Time of possession	27:30	32:30

RUSHING

CIN.	ATT	YDS	LG	TD	WASH.	ATT	YDS	LG	TD
B.Green-Ellis	17	38	9	1	R.Griffin	12	85	19	1
B.Leonard	2	18	11	0	A.Morris	17	78	13	1
A.Dalton	2	16	17	0	B.Banks	3	29	21	0
A.Hawkins	2	16	11	0	E.Royster	2	21	12	0
A.Green	1	11	11	0					
K.Huber	1	-1	-1	0					
B.Scott	3	-5	2	0					
TOTALS	28	93	17	1	TOTALS	34	213	21	2

PASSING

CIN.	ATT	CMP	YDS	TD-I	WASH.	ATT	CMP	YDS	TD-I
A.Dalton	27	19	328	3-1	R.Griffin	34	21	221	1-0
M.Sanu	1	1	73	1-0					
TOTALS	28	20	401	4-1	TOTALS	34	21	221	1-0

RECEIVING

CIN.	NO	YDS	LG	TD	WASH.	NO	YDS	LG	TD
A.Green	9	183	73t	1	F.Davis	7	90	29	0
J.Gresham	5	64	22	1	L.Hankerson	4	56	23	0
A.Binns	3	63	48t	1	R.Helu	3	20	9	0
A.Hawkins	2	66	59t	1	J.Morgan	2	22	11	0
O.Charles	1	25	25	0	E.Royster	2	13	14	0
					A.Robinson	1	12	12	0
					B.Banks	1	5	5	0
					S.Moss	1	3	3t	1
TOTALS	20	401	73t	3	TOTALS	21	221	29	1

DEFENSE

Cincinnati (coaches' stats) — ST-AT-TT: R.Maualuga 8-5-13, R.Nelson 8-2-10, N.Clements 8-1-9, T.Newman 4-4-8, M.Johnson 6-1-7, V.Burfict 1-6-7, A.Jones 3-3-6, G.Atkins 4-0-4, V.Rey 3-1-4, D.Peko 3-0-3, C.Dunlap 2-1-3, M.Lawson 1-2-3, J.Allen 2-0-2, R.Geathers 1-1-2, W.Giberry 0-2-2, D.Still 0-2-2, T.Mays 0-1-1. SKS.-YDS.: M.Johnson 3-17, G.Atkins 1-15, (team) 1-10. INT.-YDS.: None. PD: A.Jones 1, T.Newman 1, V.Rey 1. FF: C.Dunlap 1. FR-YDS.: C.Dunlap 1-0.

Washington (press box stats) — ST-AT-TT: L.Fletcher 6-7-13, D.Hall 8-3-11, P.Riley 3-8-11, M.Williams 2-4-6, J.Wilson 4-0-4, R.Kerrigan 1-3-4, R.Jackson 3-0-3, R.Crawford 2-1-3, D.Gomes 1-2-3, C.Wilson 1-2-3, C.Baker 1-1-2, B.Cofield 0-1-1, K.Golston 0-1-1, J.Jenkins 0-1-1. SKS.-YDS.: P.Riley 1-9, R.Kerrigan 0.5-3.5, C.Wilson 0.5-3.5. INT.-YDS.: R.Jackson 1-0. PD: R.Kerrigan 2, L.Fletcher 1, D.Hall 1, R.Jackson 1, P.Riley 1. FF: J.Wilson 1. FR-YDS.: J.Wilson 1-0.

WEEK 4, GAME 4

Cincinnati Bengals 27, Jacksonville Jaguars 10
Sunday, Sept. 30, 2012 at EverBank Field

The Bengals turned the tide in their favor with a huge special teams play and then pulled away from the Jaguars with solid play on both sides of the ball. In the second quarter, with Cincinnati trailing 7-3 and apparently ready to give the ball back to Jacksonville, upback Cedric Peerman took a direct snap in punt formation and raced 48 yards to the Jaguars' 18. Four plays later, the Bengals led 10-7. The Cincinnati defense allowed Jacksonville only 212 yards — the lowest opponent total all season — and the Bengals' offense racked up 382 yards, with QB Andy Dalton throwing for two TDs and scoring one himself on a sneak. WR A.J. Green had 117 receiving yards, recording the first back-to-back 100-yard games of his career. The Bengals improved to 3-1, while the Jaguars fell to 1-3.

SCORE BY PERIODS	1	2	3	4	OT	PTS.
Cincinnati	3	14	0	10	—	27
Jacksonville	0	7	3	0	—	10

TEAM — SCORING PLAY	QTR.-LEFT
Cin. — M.Nugent 35 field goal	1-6:10
Jax. — M.Lewis 2 pass from B.Gabbert (J.Scobee kick)	2-13:33
Cin. — C.Pressley 1 pass from A.Dalton (M.Nugent kick)	2-6:16
Cin. — A.Dalton 1 run (M.Nugent kick)	2-1:11
Jax. — J.Scobee 21 field goal	3-3:04
Cin. — A.Green 18 pass from A.Dalton (M.Nugent kick)	4-13:51
Cin. — M.Nugent 35 field goal	4-12:38

Missed FGs: None. Attendance: 63,030. Time: 2:46.

TEAM STATISTICS	CIN.	JAX.
First downs	20	17
Third down conversions-attempts	2-11	2-11
Total net yards	382	212
Net yards rushing	138	69
Net yards passing	244	143
Pass attempts-completions-interceptions	31-20-1	34-23-1
Sacks against-yards lost	0-0	6-43
Punts-average	3-47.7	6-49.2
Punt returns-yards	3-33	0-0
Kickoff returns-yards	0-0	3-70
Penalties-yards	6-50	3-37
Fumbles-lost	2-1	1-1
Time of possession	31:19	28:41

RUSHING

CIN.	ATT	YDS	LG	TD	JAX.	ATT	YDS	LG	TD
B.Green-Ellis	26	82	13	0	M.Jones-Drew	13	38	9	0
C.Peerman	1	48	48	0	B.Gabbert	3	19	9	0
A.Dalton	6	5	5	1	R.Jennings	2	12	8	0
B.Leonard	1	3	3	0					
TOTALS	34	138	48	1	TOTALS	18	69	9	0

PASSING

CIN.	ATT	CMP	YDS	TD-I	JAX.	ATT	CMP	YDS	TD-I
A.Dalton	31	20	244	2-1	B.Gabbert	34	23	186	1-1
TOTALS	31	20	244	2-1	TOTALS	34	23	186	1-1

RECEIVING

CIN.	NO	YDS	LG	TD	JAX.	NO	YDS	LG	TD
A.Green	6	117	42	1	J.Blackmon	6	48	14	0
J.Gresham	5	47	16	0	M.Jones-Drew	5	42	13	0
A.Hawkins	3	39	31	0	G.Jones	4	25	10	0
B.Green-Ellis	2	12	13	0	M.Lewis	3	32	23	1
B.Leonard	1	13	13	0	L.Robinson	1	19	19	0
O.Charles	1	10	10	0	M.Thomas	1	9	9	0
M.Jones	1	5	5	0	C.Shorts	1	8	8	0
C.Pressley	1	1	1t	1	K.Elliott	1	5	5	0
					R.Jennings	1	-2	-2	0
TOTALS	20	244	42	2	TOTALS	23	186	23	1

DEFENSE

Cincinnati (coaches' stats) — ST-AT-TT: V.Burfict 8-4-12, R.Maualuga 5-3-8, R.Nelson 5-0-5, M.Lawson 4-1-5, D.Peko 3-2-5, G.Atkins 3-1-4, R.Geathers 2-2-4, A.Jones 2-2-4, T.Mays 2-2-4, C.Dunlap 2-1-3, T.Newman 2-1-3, W.Gilberry 1-1-2, C.Crocker 1-0-1, V.Rey 1-0-1, M.Johnson 0-1-1. SKS.-YDS.: G.Atkins 2-7, M.Lawson 1-12, V.Burfict 1-11, D.Peko 1-7, C.Dunlap 1-6. INT.-YDS.: C.Crocker 1-23. PD: T.Newman 2, V.Burfict 1, C.Crocker 1, A.Jones 1. FF: None. FR-YDS.: None.

Jacksonville (press box stats) — ST-AT-TT: R.Allen 8-3-11, P.Posluszny 8-3-11, J.Mincey 4-1-5, D.Landry 3-2-5, D.Lowery 4-0-4, D.Cox 3-1-4, T.Alualu 1-2-3, R.Mathis 2-0-2, K.Bosworth 1-1-2, T.Knighton 1-1-2, A.Ross 1-1-2, D'A.Smith 0-2-2, A.Branch 1-0-1, A.Lane 1-0-1, C.Mosley 1-0-1, M.Owens 1-0-1, J.Stanford 1-0-1, C.Prosinski 0-1-1. SKS.-YDS.: None. INT.-YDS.: K.Bosworth 1-10. PD: K.Bosworth 1, D.Cox 1, R.Mathis 1, J.Mincey 1. FF: J.Mincey 2. FR-YDS.: C.Mosley 1-0.

WEEK 5, GAME 5

Miami Dolphins 17, Cincinnati Bengals 13

Sunday, Oct. 7, 2012 at Paul Brown Stadium

The Bengals were sluggish from the start offensively against Miami and could not complete a comeback after the Dolphins took a 17-6 lead into the fourth quarter. Cincinnati was held to 298 net yards and converted only two of 14 third-down chances. Trailing 17-13, the Bengals reached the Miami 23-yard line with 3:05 to play, but on fourth-and-five, K Mike Nugent was wide right on a 41-yard FG attempt — his first miss in 10 tries on the year. The Bengals thus needed a TD instead of just another FG when they regained possession with 1:45 to play, and their possession ended with a Miami INT. Cincinnati led 6-0 after the first quarter, but two Nugent FGs both were the end product of missed TD opportunities, as the offense had reached Miami's 24- and seven-yard lines. Bengals WR A.J. Green played his 20th game, and became the first player in NFL history to reach 100 receptions, 1500 receiving yards and 10 TDs in his first 20 contests. Green finished the game with 101 career catches for 1550 yards and 11 TDs. The Bengals fell to 3-2, while the Dolphins improved to 2-3.

SCORE BY PERIODS	1	2	3	4	OT	PTS.
Miami	0	7	10	0	—	17
Cincinnati	6	0	0	7	—	13

TEAM — SCORING PLAY		QTR.-LEFT
Cin.	— M.Nugent 42 field goal	1-10:35
Cin.	— M.Nugent 24 field goal	1-0:13
Mia.	— D.Thomas 1 run (D.Carpenter kick)	2-6:54
Mia.	— R.Bush 13 run (D.Carpenter kick)	3-12:18
Mia.	— D.Carpenter 46 field goal	3-8:35
Cin.	— A.Green 2 pass from A.Dalton (M.Nugent kick)	4-14:15

Missed FGs: D.Carpenter (53WL), M.Nugent (41WR).
Attendance: 61,162. **Time:** 3:06.

TEAM STATISTICS	MIA.	CIN.
First downs	15	18
Third down conversions-attempts	4-13	2-14
Total net yards	279	298
Net yards rushing	68	80
Net yards passing	211	218
Pass attempts-completions-interceptions	26-17-0	43-26-2
Sacks against-yards lost	2-12	3-16
Punts-average	5-49.6	6-40.5
Punt returns-yards	3-15	2-25
Kickoff returns-yards	1-30	2-49
Penalties-yards	2-10	5-46
Fumbles-lost	2-2	2-1
Time of possession	28:49	31:11

RUSHING

MIA.	ATT	YDS	LG	TD	CIN.	ATT	YDS	LG	TD
R.Bush	19	48	13t	1	B.Scott	5	40	29	0
D.Thomas	10	29	5	1	A.Dalton	4	21	12	0
R.Tannehill	4	-4	-1	0	B.Green-Ellis	9	14	5	0
J.Lane	2	-5	0	0	A.Hawkins	1	5	5	0
TOTALS	35	68	13	2	TOTALS	19	80	29	0

PASSING

MIA.	ATT	CMP	YDS	TD-I	CIN.	ATT	CMP	YDS	TD-I
R.Tannehill	26	17	223	0-0	A.Dalton	43	26	234	1-2
TOTALS	26	17	223	0-0	TOTALS	43	26	234	1-2

RECEIVING

MIA.	NO	YDS	LG	TD	CIN.	NO	YDS	LG	TD
B.Hartline	4	59	30	0	A.Green	9	65	18	1
C.Clay	3	35	24	0	J.Gresham	5	60	20	0
A.Fasano	3	28	13	0	A.Hawkins	5	47	24	0
D.Bess	2	49	28	0	A.Binns	4	41	16	0
R.Bush	2	24	21	0	B.Leonard	2	19	16	0
J.Lane	2	20	15	0	B.Green-Ellis	1	2	2	0
D.Thomas	1	8	8	0					
TOTALS	17	223	30	0	TOTALS	26	234	24	1

DEFENSE

Miami (press box stats) — ST-AT-TT: S.Smith 6-2-8, K.Burnett 4-3-7, R.Jones 3-4-7, C.Clemons 2-4-6, K.Dansby 5-0-5, K.Misi 2-3-5, C.Wake 2-3-5, N.Carroll 2-2-4, R.Starks 1-2-3, J.Wilson 1-2-3, P.Soliai 0-3-3, T.McDaniel 1-1-2, J.Odrick 0-2-2, D.Shelby 1-0-1, O.Vernon 1-0-1, R.Stanford 0-1-1. SKS.-YDS.: C.Wake 1-5, K.Burnett 0.5-3.5, J.Odrick 0.5-3, P.Soliai 0.5-3, R.Starks 0.5-1.5. INT.-YDS.: R.Starks 1-4, R.Jones 1-(-3). PD: R.Starks 2, N.Carroll 1, R.Jones 1, S.Smith 1, J.Wilson 1. FF: K.Misi 1, S.Smith 1. FR-YDS.: T.McDaniel 1-0.

Cincinnati (coaches' stats) — ST-AT-TT: R.Maualuga 9-4-13, R.Nelson 6-4-10, V.Burfict 5-5-10, N.Clements 5-3-8, D.Peko 1-7-8, M.Lawson 4-3-7, T.Newman 5-1-6, M.Johnson 2-3-5, G.Atkins 4-0-4, C.Dunlap 1-3-4, R.Geathers 1-3-4, D.Still 1-2-3, L.Hall 1-1-2, C.Crocker 1-0-1, A.Jones 1-0-1, W.Gilberry 0-1-1, V.Rey 0-1-1, D.Skuta 0-1-1. SKS.-YDS.: G.Atkins 1-9, M.Johnson 1-3. INT.-YDS.: None. PD: N.Clements 1, L.Hall 1, A.Jones 1. FF: N.Clements 1. FR-YDS.: T.Newman 1-5.

WEEK 6, GAME 6

Cleveland Browns 34, Cincinnati Bengals 24

Sunday, Oct. 14, at Cleveland Browns Stadium

Shooting for a fourth straight victory in the "Battle of Ohio," the Bengals led the winless Browns most of the way until the 6:27 mark of the third quarter, when a Cleveland TD pushed the Browns to a 20-14 lead. The Bengals closed the gap to 20-17 with 11:11 to play in the fourth quarter, but two more Cleveland TDs in less than four minutes gave the Browns a 34-17 advantage. The Bengals gained a season-high 438 yards, and QB Andy Dalton passed for a career-best 381 yards, but Cincinnati was minus-three in turnover differential, with four giveaways and just one takeaway. WR A.J. Green had his first two-TD game as a Bengal and finished with seven catches for 135 yards. The Bengals fell to 3-3, and the Browns improved to 1-5.

SCORE BY PERIODS	1	2	3	4	OT	PTS.
Cincinnati	7	7	0	10	—	24
Cleveland	0	7	6	21	—	34

TEAM — SCORING PLAY		QTR.-LEFT
Cin.	— J.Gresham 55 pass from A.Dalton (M.Nugent kick)	1-7:07
Cle.	— J.Gordon 71 pass from B.Weeden (P.Dawson kick)	2-14:51
Cin.	— A.Green 4 pass from A.Dalton (M.Nugent kick)	2-1:54
Cle.	— P.Dawson 41 field goal	3-8:25
Cle.	— P.Dawson 38 field goal	3-6:27
Cle.	— M.Hardesty 1 run (P.Dawson kick)	4-14:56
Cin.	— M.Nugent 44 field goal	4-11:11
Cle.	— B.Watson 3 pass from B.Weeden (P.Dawson kick)	4-8:00
Cle.	— S.Brown 19 interception return (P.Dawson kick)	4-7:50
Cin.	— A.Green 57 pass from A.Dalton (M.Nugent kick)	4-5:21

Missed FGs: None. **Attendance:** 67,060. **Time:** 3:09.

TEAM STATISTICS	CIN.	CLE.
First downs	20	16
Third down conversions-attempts	5-14	7-17
Total net yards	438	328
Net yards rushing	76	110
Net yards passing	362	218
Pass attempts-completions-interceptions	46-31-3	29-17-1
Sacks against-yards lost	2-19	2-13
Punts-average	7-50.6	8-44.3
Punt returns-yards	4-58	2-60
Kickoff returns-yards	4-80	2-63
Penalties-yards	7-50	5-35
Fumbles-lost	2-1	1-0
Time of possession	30:03	29:57

RUSHING

CIN.	ATT	YDS	LG	TD	CLE.	ATT	YDS	LG	TD
B.Green-Ellis	16	62	20	0	M.Hardesty	15	56	14	1
C.Peerman	1	7	7	0	T.Richardson	14	37	8	0
A.Dalton	2	5	3	0	J.Cribbs	1	8	8	0
A.Hawkins	1	2	2	0	C.Ogbonnaya	1	6	6	0
					B.Weeden	3	3	2	0
TOTALS	20	76	20	0	TOTALS	34	110	14	1

PASSING

CIN.	ATT	CMP	YDS	TD-I	CLE.	ATT	CMP	YDS	TD-I
A.Dalton	46	31	381	3-3	B.Weeden	29	17	231	2-1
TOTALS	46	31	381	3-3	TOTALS	29	17	231	2-1

RECEIVING

CIN.	NO	YDS	LG	TD	CLE.	NO	YDS	LG	TD
C.Peerman	8	76	16	0	J.Gordon	3	99	71t	1
A.Green	7	135	57t	2	G.Little	3	18	13	0
A.Hawkins	5	35	11	0	J.Cooper	2	39	28	0
J.Gresham	3	68	55t	1	J.Cameron	2	38	23	0
M.Jones	2	21	16	0	T.Richardson	2	17	12	0
A.Binns	2	12	6	0	B.Watson	2	6	3t	1
O.Charles	1	12	12	0	C.Ogbopnnaya	2	5	10	0
B.Tate	1	11	11	0	M.Hardesty	1	9	9	0
B.Green-Ellis	1	8	8	0					
B.Leonard	1	3	3	0					
TOTALS	31	381	57t	3	TOTALS	17	231	71t	2

DEFENSE

Cincinnati (coaches' stats) — ST-AT-TT: V.Burfict 5-6-11, R.Maualuga 5-5-10, T.Newman 8-1-9, R.Nelson 5-4-9, D.Peko 3-6-9, G.Atkins 5-1-6, R.Geathers 1-3-4, M.Johnson 1-2-3, D.Still 1-2-3, L.Hall 2-0-2, W.Gilberry 1-1-2, D.Skuta 1-1-2, N.Clements 1-0-1, C.Dunlap 1-0-1, A.Jones 1-0-1, M.Lawson 1-0-1, T.Mays 1-0-1. SKS.-YDS.: W.Gilberry 1-9, R.Geathers 1-4. INT.-YDS.: M.Johnson 1-3. PD: G.Atkins 1, V.Burfict 1, L.Hall 1, M.Johnson 1, D.Peko 1. FF: R.Nelson 1. FR-YDS.: None.

Cleveland (press box stats) — ST-AT-TT: B.Skrine 8-2-10, J.Haden 6-1-7, C.Robertson 4-2-6, D.Jackson 3-3-6, T.Ward 3-0-3, S.Brown 2-1-3, R.Hodges 0-3-3, K.Maiava 2-0-2, E.Stephens 2-0-2, U.Young 2-0-2, J.Johnson 1-1-2, I.Kitchen 1-1-2, J.Parker 1-1-2, F.Rucker 1-1-2, J.Sheard 1-1-2, J.Hughes 0-2-2, B.Winn 0-1-1. SKS.-YDS.: E.Stephens 1-14, J.Parker 1-4. INT.-YDS.: S.Brown 1-19, J.Haden 1-14, U.Young 1-0. PD: S.Brown 3, J.Haden 3, J.Sheard 1, U.Young 1. FF: E.Stephens 1. FR-YDS.: B.Winn 1-35.

WEEK 7, GAME 7

Pittsburgh Steelers 24, Cincinnati Bengals 17
Sunday Night Football, Oct. 21, 2012 at Paul Brown Stadium

Cincinnati was up 14-3 against the Steelers with 8:29 left in the second quarter, after an eight-yard TD pass from QB Andy Dalton to WR A.J. Green. But it was 21-3 Steelers the rest of the way. Cincinnati still had a 14-6 lead with 3:07 left in the half, and the Bengals seemed to have the last shot at first-half points, taking over after holding Pittsburgh to a FG. But after Cincinnati had made two first downs, moving to its 45-yard line, the momentum turned. Dalton tried to pull back on a pass attempt, but did so an instant too late, and the ball slipped out of his hands, bounced off the helmet of Cincinnati guard Kevin Zeitler and into the arms of Steelers LB LaMarr Woodley. The Steelers needed six plays to get a TD, and they tacked on a two-point conversion to tie the score at halftime. The Bengals managed a 17-14 lead early in the third quarter, but Pittsburgh tied it on its next possession. The Steelers got the winning score early in the fourth quarter, and the Bengals did not move past their 39-yard line the rest of the way. The Bengals fell to 3-4, while the Steelers improved to 3-3.

SCORE BY PERIODS	1	2	3	4	OT	PTS.
Pittsburgh	3	11	3	7	—	24
Cincinnati	7	7	3	0	—	17

TEAM — SCORING PLAY		QTR.-LEFT
Pitt.	— S.Suisham 42 field goal	1-10:26
Cin.	— C.Peerman 5 run (M.Nugent kick)	1-2:17
Cin.	— A.Green 8 pass from A.Dalton (M.Nugent kick)	2-8:29
Pitt.	— S.Suisham 47 field goal	2-3:07
Pitt.	— H.Miller 9 pass from B.Roethlisberger (B.Roethlisberger-H.Miller pass)	2-0:24
Cin.	— M.Nugent 48 field goal	3-11:09
Pitt.	— S.Suisham 42 field goal	3-8:17
Pitt.	— C.Rainey 11 run (S.Suisham kick)	4-14:16

Missed FGs: None. **Attendance:** 63,411. **Time:** 3:01.

TEAM STATISTICS	PITT.	CIN.
First downs	22	11
Third down conversions-attempts	10-16	5-13
Total net yards	431	185
Net yards rushing	167	80
Net yards passing	264	105
Pass attempts-completions-interceptions	38-27-1	28-14-1
Sacks against-yards lost	3-14	0-0
Punts-average	3-40.0	6-51.8
Punt returns-yards	3-10	1-5
Kickoff returns-yards	4-122	5-134
Penalties-yards	5-50	2-20
Fumbles-lost	1-1	0-0
Time of possession	37:30	22:30

RUSHING

PITT.	ATT	YDS	LG	TD	CIN.	ATT	YDS	LG	TD
J.Dwyer	17	122	32	0	B.Green-Ellis	18	69	14	0
C.Rainey	4	17	11t	1	M.Sanu	1	7	7	0
A.Brown	2	13	13	0	C.Peerman	1	5	5t	1
W.Johnson	1	5	5	0	A.Dalton	1	-1	-1	0
B.Batch	2	4	2	0					
B.Roethlisberger	1	-1	-1	0					
TOTALS	29	167	32	1	TOTALS	21	80	14	1

PASSING

PITT.	ATT	CMP	YDS	TD-I	CIN.	ATT	CMP	YDS	TD-I
B.Roethlisberger	37	27	278	1-1	A.Dalton	28	14	105	1-1
A.Brown	1	0	0	0-0					
TOTALS	38	27	278	1-1	TOTALS	28	14	105	1-1

RECEIVING

PITT.	NO	YDS	LG	TD	CIN.	NO	YDS	LG	TD
M.Wallace	8	52	12	0	R.Whalen	4	31	9	0
A.Brown	7	96	23	0	Sanu	3	27	17	0
H.Miller	6	53	30	1	J.Gresham	3	19	14	0
E.Sanders	2	40	31	0	A.Hawkins	2	17	13	0
J.Cotchery	1	20	20	0	A.Green	1	8	8t	1
C.Rainey	1	8	8	0	B.Tate	1	3	3	0
D.Paulson	1	7	7	0					
W.Johnson	1	2	2	0					
TOTALS	27	278	31	1	TOTALS	14	105	17	1

DEFENSE

Pittsburgh (press box stats) — ST-AT-TT: L.Timmons 4-7-11, R.Clark 5-2-7, L.Foote 2-5-7, E.Hood 0-4-4, K.Lewis 3-0-3, L.Woodley 1-2-3, C.Brown 2-0-2, W.Allen 0-2-2, I.Taylor 0-2-2, C.Hampton 1-0-1, C.Heyward 1-0-1, C.Allen 0-1-1, B.Keisel 0-1-1, A.Woods 0-1-1. SKS.-YDS.: None. INT.-YDS.: L.Woodley 1-11. PD: E.Hood 2, K.Lewis 2, I.Taylor 1, L.Woodley 1. FF: None. FR-YDS.: None.

Cincinnati (coaches' stats) — ST-AT-TT: V.Burfict 14-2-16, R.Maualuga 4-4-8, M.Johnson 4-3-7, R.Nelson 3-3-6, D.Peko 3-2-5, N.Clements 2-3-5, A.Jones 3-1-4, T.Newman 2-2-4, R.Geathers 3-0-3, L.Hall 3-0-3, G.Atkins 2-1-3, C.Dunlap 2-0-2, C.Crocker 1-1-2, D.Still 0-2-2, W.Gilberry 0-2-2, D.Skuta 1-0-1, M.Lawson 0-1-1. SKS.-YDS.: G.Atkins 1-8, M.Johnson 1-1, R.Geathers 0.5-2.5, D.Still 0.5-2.5. INT.-YDS.: C.Crocker 1-0. PD: C.Crocker 1, L.Hall 1, R.Nelson 1. FF: D.Still 1. FR-YDS.: W.Gilberry 1-0.

WEEK 9, GAME 8

Denver Broncos 31, Cincinnati Bengals 23
Sunday, Nov. 4, 2012 at Paul Brown Stadium

The Bengals made an impressive run against the visiting Broncos, taking a 20-17 lead early in the fourth quarter after the Broncos had gone up 17-3 on a 105-yard kickoff return by WR Trindon Holliday on the first play of the third quarter. But Denver responded to HB BenJarvus Green-Ellis' go-ahead two-yard TD run with a TD drive of its own, taking a 24-20 lead. Then the game got away from Cincinnati on a penalty and an INT. Trailing by the four-point margin, the Bengals appeared to have momentum at their 47, as QB Andy Dalton converted a third-and-15 play with a 19-yard strike to WR A.J. Green. But the gain was called back by a holding penalty, and on the next play, Dalton was hit as he tried to throw deep on third-and-25. The Broncos intercepted and drove for a 31-20 lead with 3:36 remaining. The 105-yard kickoff return by Holliday tied for the longest play ever against the Bengals, matching a 105-yard KOR by Miami's Mercury Morris in 1969. The Bengals fell to 3-5, while the Broncos improved to 5-3.

SCORE BY PERIODS	1	2	3	4	OT	PTS.
Denver	3	7	7	14	—	31
Cincinnati	0	3	10	10	—	23

TEAM — SCORING PLAY		QTR.-LEFT
Den.	— M.Prater 43 field goal	1-7:55
Cin.	— M.Nugent 28 field goal	2-14:12
Den.	— E.Decker 13 pass from P.Manning (M.Prater kick)	2-10:15
Den.	— T.Holliday 105 kickoff return (M.Prater kick)	3-14:49
Cin.	— A.Green 10 pass from A.Dalton (M.Nugent kick)	3-11:33
Cin.	— M.Nugent 49 field goal	3-1:17
Cin.	— B.Green-Ellis 2 run (M.Nugent kick)	4-14:10
Den.	— J.Dreessen 1 pass from P.Manning (M.Prater kick)	4-11:47
Den.	— E.Decker 4 pass from P.Manning (M.Prater kick)	4-3:36
Cin.	— M.Nugent 41 field goal	4-0:52

Missed FGs: M.Nugent (46WR). **Attendance:** 63,623. **Time:** 3:08.

TEAM STATISTICS	DEN.	CIN.
First downs	20	22
Third down conversions-attempts	9-14	5-14
Total net yards	359	366
Net yards rushing	68	91
Net yards passing	291	275
Pass attempts-completions-interceptions	35-27-2	42-26-1
Sacks against-yards lost	0-0	5-24
Punts-average	3-46.7	4-51.5
Punt returns-yards	2-2	3-(-1)
Kickoff returns-yards	3-119	4-114
Penalties-yards	5-29	8-83
Fumbles-lost	0-0	0-0
Time of possession	30:37	29:23

RUSHING

DEN.	ATT	YDS	LG	TD	CIN.	ATT	YDS	LG	TD
W.McGahee	23	66	12	0	B.Green-Ellis	17	56	6	1
R.Hillman	1	4	4	0	A.Dalton	2	16	11	0
P.Manning	2	-2	-1	0	B.Leonard	4	15	6	0
					A.Green	1	6	6	0
					A.Hawkins	1	-2	-2	0
TOTALS	26	68	12	0	TOTALS	25	91	11	1

PASSING

DEN.	ATT	CMP	YDS	TD-I	CIN.	ATT	CMP	YDS	TD-I
P.Manning	35	27	291	3-2	A.Dalton	42	26	299	1-1
TOTALS	35	27	291	3-2	TOTALS	42	26	299	1-1

RECEIVING

DEN.	NO	YDS	LG	TD	CIN.	NO	YDS	LG	TD
E.Decker	8	99	30	2	A.Green	7	99	37	1
D.Thomas	6	77	45	0	J.Gresham	6	108	52	0
J.Dreessen	4	38	18	1	A.Hawkins	4	32	18	0
B.Stokley	3	43	20	0	B.Leonard	3	13	8	0
J.Tamme	3	18	12	0	M.Sanu	2	29	34	0
L.Ball	1	7	7	0	B.Green-Ellis	2	-3	-1	0
R.Hillman	1	5	5	0	B.Tate	1	17	17	0
W.McGahee	1	4	4	0	O.Charles	1	4	4	0
TOTALS	27	291	45	3	TOTALS	26	299	52	1

DEFENSE

Denver (press box stats) — ST-AT-TT: W.Woodyard 4-10-14, C.Bailey 5-1-6, C.Harris 4-2-6, V.Miller 4-2-6, D.Wolfe 2-4-6, D.Trevathan 1-5-6, M.Adams 4-1-5, E.Dumervil 3-2-5, K.Brooking 1-3-4, R.Moore 3-0-3, J.Bannan 2-1-3, J.Leonhard 1-2-3, T.Carter 1-0-1, M.Unrein 1-0-1, K.Vickerson 1-0-1, R.Ayers 0-1-1. SKS.-YDS.: V.Miller 3-18, E.Dumervil 1-6, D.Trevathan 1-0. INT.-YDS.: C.Bailey 1-0. PD: T.Carter 2, C.Bailey 1, J.Bannon 1, C.Harris 1, D.Wolfe 1. FF: None. FR-YDS.: None.

Cincinnati (coaches' stats) — ST-AT-TT: R.Maualuga 6-4-10, G.Atkins 6-2-8, V.Burfict 2-6-8, D.Peko 2-6-8, D.Still 2-5-7, C.Crocker 4-2-6, T.Newman 4-2-6, L.Hall 5-0-5, C.Dunlap 3-2-5, R.Nelson 3-2-5, E.Lamur 2-1-3, R.Geathers 1-2-3, N.Clements 2-0-2, T.Mays 1-1-2, W.Gilberry 1-1-2, M.Johnson 1-0-1. SKS.-YDS.: None. INT.-YDS.: T.Newman 2-0. PD: T.Newman 3, N.Clements 1, E.Lamur 1, R.Nelson 1. FF: None. FR-YDS.: None.

WEEK 10, GAME 9

Cincinnati Bengals 31, N.Y. Giants 13
Sunday, Nov. 11, 2012 at Paul Brown Stadium

The Bengals snapped a four-game losing streak in dominating fashion, rolling to a 31-6 lead against the defending NFL champions before taking an 18-point win. QB Andy Dalton posted a career-best four TD passes, with no INTs. Three of his TD passes came on third-down plays. The Bengals took a 7-0 lead on their first possession, on a 56-yard TD pass from Dalton to WR A.J. Green. It was Green's team-leading ninth TD of the season, and he scored one or more TDs for the eighth straight game. Cincinnati ended the Giants' first possession with a three-and-out, and on the ensuing punt, CB Adam Jones set up a TD for a 14-0 lead with a 68-yard return to the New York 11. The Bengals led 17-6 at halftime, having held the Giants to FGs on two red-zone chances, and in the third quarter, DT Pat Sims and S Nate Clements each had INTs that set up TDs. The Bengals improved to 4-5 on the season, while the Giants slipped to 6-4.

SCORE BY PERIODS	1	2	3	4	OT	PTS.
N.Y. Giants	3	3	0	7	—	13
Cincinnati	14	3	14	0	—	31

TEAM — SCORING PLAY	QTR.-LEFT
Cin. — A.Green 56 pass from A.Dalton (M.Nugent kick)	1-12:34
Cin. — A.Hawkins 11 pass from A.Dalton (M.Nugent kick)	1-10:53
NYG — L.Tynes 23 field goal	1-5:34
Cin. — M.Nugent 28 field goal	2-4:17
NYG — L.Tynes 31 field goal	2-0:11
Cin. — J.Gresham 10 pass from A.Dalton (M.Nugent kick)	3-6:37
Cin. — M.Sanu 10 pass from A.Dalton (M.Nugent kick)	3-4:20
NYG — A.Brown 2 run (L.Tynes kick)	4-2:46

Missed FGs: None. **Attendance:** 56,614. **Time:** 3:01.

TEAM STATISTICS	NYG	CIN.
First downs	21	15
Third down conversions-attempts	5-14	6-13
Total net yards	318	275
Net yards rushing	129	76
Net yards passing	189	199
Pass attempts-completions-interceptions	46-29-2	30-21-0
Sacks against-yards lost	4-26	0-0
Punts-average	4-53.3	4-48.3
Punt returns-yards	2-28	3-84
Kickoff returns-yards	6-107	2-24
Penalties-yards	1-5	5-40
Fumbles-lost	3-2	2-1
Time of possession	29:45	30:15

RUSHING

NYG	ATT	YDS	LG	TD	CIN.	ATT	YDS	LG	TD
A.Brown	7	65	29	1	B.Green-Ellis	15	50	7	0
A.Bradshaw	10	57	11	0	C.Peerman	6	21	9	0
H.Hynoski	1	5	5	0	B.Leonard	4	4	3	0
D.Wilson	1	1	1	0	M.Sanu	1	3	3	0
E.Manning	1	1	1	0	A.Dalton	2	-2	-1	0
TOTALS	20	129	29	1	TOTALS	28	76	9	0

PASSING

NYG	ATT	CMP	YDS	TD-I	CIN.	ATT	CMP	YDS	TD-I
E.Manning	46	29	215	0-2	A.Dalton	30	21	199	4-0
TOTALS	46	29	215	0-2	TOTALS	30	21	199	4-0

RECEIVING

NYG	NO	YDS	LG	TD	CIN.	NO	YDS	LG	TD
H.Nicks	9	75	16	0	A.Green	7	85	56t	1
A.Brown	5	29	7	0	M.Sanu	4	47	15	1
M.Bennett	4	37	13	0	A.Hawkins	3	16	11t	1
V.Cruz	3	26	10	0	J.Gresham	3	15	10t	1
A.Bradshaw	3	14	12	0	B.Green-Ellis	2	8	6	0
R.Barden	2	22	12	0	O.Charles	1	19	19	0
R.Randle	2	4	5	0	C.Peerman	1	9	9	0
D.Hixon	1	8	8	0					
TOTALS	29	215	16	0	TOTALS	21	199	56	4

DEFENSE

N.Y. Giants (press box stats) — ST-AT-TT: P.Amukamara 7-3-10, M.Boley 3-4-7, C.Blackburn 2-5-7, A.Rolle 2-4-6, J.Pierre-Paul 3-2-5, C.Webster 3-1-4, O.Umenyiora 2-2-4, S.Paysinger 0-4-4, M.Kiwanuka 2-1-3, J.Hosley 1-1-2, L.Joseph 1-1-2, S.Brown 0-2-2, J.Tuck 0-2-2, R.Bernard 0-1-1, C.Canty 0-1-1. SKS.-YDS.: None. INT.-YDS.: None. PD: C.Webster 2, S.Brown 1, M.Kuhn 1. FF: None. FR-YDS.: None.

Cincinnati (coaches' stats) — ST-AT-TT: R.Maualuga 11-2-13, V.Burfict 8-3-11, C.Dunlap 5-3-8, T.Newman 5-2-7, C.Crocker 3-3-6, A.Jones 5-0-5, R.Geathers 3-1-4, L.Hall 3-1-4, D.Peko 1-3-4, G.Atkins 2-1-3, M.Johnson 2-1-3, E.Lamur 2-1-3, P.Sims 2-0-2, N.Clements 1-1-2, W.Gilberry 1-1-2, M.Lawson 1-0-1, T.Mays 1-0-1, V.Rey 1-0-1, D.Skuta 1-0-1. SKS.-YDS.: R.Geathers 1.5-9, W.Gilberry 1-8, C.Dunlap 1-6, D.Peko 0.5-3. INT.-YDS.: N.Clements 1-21, P.Sims 1-3. PD: A.Jones 3, T.Newman 2, N.Clements 1, C.Crocker 1, M.Johnson 1, R.Maualuga 1, D.Peko 1, P.Sims 1. FF: G.Atkins 1, W.Gilberry 1, A.Jones 1. FR-YDS.: W.Gilberry 1-6, C.Dunlap 1-0.

WEEK 11, GAME 10

Cincinnati Bengals 28, Kansas City Chiefs 6
Sunday, Nov. 18, 2012 at Arrowhead Stadium

The Bengals started slowly against the 1-8 Chiefs, trailing 3-0 midway through the first quarter and facing a fourth-and-three from their 29-yard line. But Cincinnati surprised the Chiefs with a 32-yard run by upback Cedric Peerman on a fake punt, and the play turned the game the Bengals' way. They scored on that same possession to take a 7-3 lead, and they essentially put the game away in the second quarter as QB Andy Dalton led TD drives of 57 and 79 yards for a 21-3 lead. The Bengals gained 409 yards for the day, and their 189 rushing yards included a 25-for-101 day by HB BenJarvus Green-Ellis — his first 100-yard rushing day as a Bengal. The Bengals defense held Kansas City to 284 net yards and to a one-for-11 reading on third down. Bengals WR A.J. Green scored on a four-yard reception in the first quarter, logging at least one TD for the ninth straight game, a Bengals record for consecutive games with a score within a single season. The Bengals improved to 5-5, while the Chiefs fell to 1-9.

SCORE BY PERIODS	1	2	3	4	OT	PTS.
Cincinnati	7	14	0	7	—	28
Kansas City	3	3	0	0	—	6

TEAM — SCORING PLAY	QTR.-LEFT
K.C. — R.Succop 34 field goal	1-8:31
Cin. — A.Green 4 pass from A.Dalton (M.Nugent kick)	1-2:51
Cin. — A.Dalton 1 run (M.Nugent kick)	2-7:52
Cin. — B.Green-Ellis 1 run (M.Nugent kick)	2-0:53
K.C. — R.Succop 33 field goal	2-0:00
Cin. — M.Sanu 14 pass from A.Dalton (M.Nugent kick)	4-9:39

Missed FGs: M.Nugent (50WL). **Attendance:** 63,336. **Time:** 2:56.

TEAM STATISTICS	CIN.	K.C.
First downs	22	16
Third down conversions-attempts	4-14	1-11
Total net yards	409	284
Net yards rushing	189	113
Net yards passing	220	171
Pass attempts-completions-interceptions	29-18-0	30-17-0
Sacks against-yards lost	2-10	4-17
Punts-average	6-53.7	7-50.9
Punt returns-yards	4-24	3-30
Kickoff returns-yards	1-26	3-69
Penalties-yards	8-54	6-30
Fumbles-lost	1-0	3-1
Time of possession	35:22	24:38

RUSHING

CIN.	ATT	YDS	LG	TD	K.C.	ATT	YDS	LG	TD
B.Green-Ellis	25	101	21	1	J.Charles	17	87	17	0
C.Peerman	8	75	32	0	S.Draughn	2	10	6	0
A.Dalton	3	13	11	1	P.Hillis	3	9	6	0
M.Sanu	2	0	4	0	B.Quinn	3	7	5	0
					M.Cassel	1	0	0	0
TOTALS	38	189	32	2	TOTALS	26	113	17	0

PASSING

CIN.	ATT	CMP	YDS	TD-I	K.C.	ATT	CMP	YDS	TD-I
A.Dalton	29	18	230	2-0	M.Cassel	16	8	93	0-0
					B.Quinn	14	9	95	0-0
TOTALS	29	18	230	2-0	TOTALS	30	17	188	0-0

RECEIVING

CIN.	NO	YDS	LG	TD	K.C.	NO	YDS	LG	TD
A.Green	6	91	40	1	T.Moeaki	4	73	22	0
J.Gresham	6	69	18	0	J.Charles	4	31	16	0
M.Sanu	2	22	14t	1	D.McCluster	3	37	26	0
B.Tate	1	24	24	0	T.Copper	3	33	12	0
B.Leonard	1	11	11	0	S.Draughn	2	1	4	0
B.Green-Ellis	1	7	7	0	S.Breaston	1	13	13	0
R.Whalen	1	6	6	0					
TOTALS	18	230	40	2	TOTALS	17	188	26	0

DEFENSE

Cincinnati (coaches' stats) — ST-AT-TT: R.Maualuga 5-3-8, M.Johnson 4-3-7, A.Jones 5-1-6, V.Burfict 4-2-6, G.Atkins 5-0-5, N.Clements 3-1-4, C.Dunlap 2-2-4, C.Crocker 3-0-3, T.Mays 3-0-3, W.Gilberry 2-1-3, D.Kirkpatrick 2-0-2, D.Peko 1-1-2, R.Geathers 1-0-1, L.Hall 1-0-1, E.Lamur 1-0-1, M.Lawson 1-0-1, J.Miles 1-0-1, T.Newman 1-0-1, V.Rey 0-1-1. SKS.-YDS.: M.Johnson 1-10, A.Jones 1-6, G.Atkins 1-1, Rey Maualuga 1-0. INT.-YDS.: None. PD: G.Atkins 1, T.Newman 1. FF: G.Atkins 2. FR-YDS.: V.Burfict 1-0.

Kansas City (press box stats) — ST-AT-TT: E.Berry 11-0-11, D.Johnson 10-0-10, A.Elam 5-0-5, B.Flowers 4-1-5, T.Hali 4-1-5, T.Jackson 3-2-5, J.Arenas 3-0-3, J.Belcher 2-1-3, J.Houston 2-0-2, K.Lewis 2-0-2, R.Pitoitua 2-0-2, D.Poe 1-1-2, J.Brown 1-0-1, S.Smith 1-0-1, A.Toribio 1-0-1. SKS.-YDS.: T.Hali 1-6, T.Jackson 1-4. INT.-YDS.: None. PD: J.Houston 1, D.Poe 1. FF: D.Johnson 1. FR-YDS.: None.

WEEK 12, GAME 11

Cincinnati Bengals 34, Oakland Raiders 10
Sunday, Nov. 25, 2012 at Paul Brown Stadium

Former Bengals Pro Bowl QB Carson Palmer made his return to Paul Brown Stadium as the leader of the Raiders offense, but the day belonged to Cincinnati, which posted its most lopsided victory all season. The win marked just the second time in team history the Bengals had won three straight games by 18 or more points, with the first such streak occurring in 1976. Bengals QB Andy Dalton posted a 109.0 passer rating, with three TDs and no INTs, while Palmer posted just a 64.1 rating. The Bengals led 24-3 before Palmer got Oakland's only TD on a pass late in the third quarter. Palmer passed for just 146 yards and had one INT. The Bengals posted a season-high 221 rushing yards, including 129 by HB BenJarvus Green-Ellis, and Cincinnati outgained Oakland in net yards 415-218. Rookie WR Mohamed Sanu had two TD catches for Cincinnati. The Bengals improved to 6-5, while the Raiders fell to 3-8.

SCORE BY PERIODS	1	2	3	4	OT	PTS.
Oakland	0	0	10	0	—	10
Cincinnati	14	10	0	10	—	34

TEAM — SCORING PLAY	QTR.-LEFT
Cin. — B.Green-Ellis 1 run (M.Nugent kick)	1-9:12
Cin. — M.Sanu 2 pass from A.Dalton (M.Nugent kick)	1-2:59
Cin. — M.Sanu 5 pass from A.Dalton (M.Nugent kick)	2-7:28
Cin. — M.Nugent 55 field goal	2-0:00
Oak. — S.Janikowski 55 field goal	3-10:28
Oak. — D.Moore 20 pass from C.Palmer (S.Janikowski kick)	3-2:21
Cin. — M.Nugent 20 field goal	4-12:29
Cin. — J.Gresham 7 pass from A.Dalton (M.Nugent kick)	4-3:39

Missed FGs: M.Nugent (48WR). **Attendance:** 56,503. **Time:** 3:11.

TEAM STATISTICS	OAK.	CIN.
First downs	14	18
Third down conversions-attempts	3-12	9-17
Total net yards	218	415
Net yards rushing	99	221
Net yards passing	119	194
Pass attempts-completions-interceptions	34-19-1	30-16-0
Sacks against-yards lost	4-27	2-16
Punts-average	6-46.8	5-40.8
Punt returns-yards	2-17	5-29
Kickoff returns-yards	5-117	1-25
Penalties-yards	3-25	3-25
Fumbles-lost	1-1	0-0
Time of possession	29:14	30:46

RUSHING

OAK.	ATT	YDS	LG	TD	CIN.	ATT	YDS	LG	TD
M.Reece	15	74	15	0	B.Green-Ellis	19	129	48	1
J.Stewart	7	26	8	0	C.Peerman	8	61	31	0
O.Schmitt	1	-1	-1	0	A.Green	2	21	20	0
					A.Dalton	4	5	8	0
					M.Sanu	1	5	5	0
TOTALS	23	99	15	0	TOTALS	34	221	48	1

PASSING

OAK.	ATT	CMP	YDS	TD-I	CIN.	ATT	CMP	YDS	TD-I
C.Palmer	34	19	146	1-1	A.Dalton	30	16	210	3-0
TOTALS	34	19	146	1-1	TOTALS	30	16	210	3-0

RECEIVING

OAK.	NO	YDS	LG	TD	CIN.	NO	YDS	LG	TD
J.Stewart	6	37	26	0	M.Sanu	5	29	11	2
B.Myers	5	37	12	0	J.Gresham	4	41	27	1
M.Reece	4	29	11	0	A.Green	3	111	48	0
J.Criner	3	23	11	0	O.Charles	2	14	10	0
D.Moore	1	20	20t	1	B.Green-Ellis	1	9	9	0
					B.Tate	1	6	6	0
TOTALS	19	146	26	1	TOTALS	16	210	48	3

DEFENSE

Oakland (press box stats) — **ST-AT-TT:** M.Burris 7-6-13, M.Giordano 2-5-7, T.Branch 3-3-6, M.Huff 3-3-6, P.Wheeler 3-3-6, R.McClain 2-4-6, L.Houston 1-5-6, J.Hanson 3-0-3, R.Bartell 1-2-3, T.Kelly 2-0-2, A.Carter 1-0-1, M.Shaughnessy 1-0-1, C.Bilukidi 0-1-1, D.Bryant 0-1-1. **SKS.-YDS.:** M.Shaughnessy 1-8, P.Wheeler 1-8. **INT.-YDS.:** None. **PD:** R.Bartell 2, M.Giordano 1, J.Hanson 1. **FF:** None. **FR-YDS.:** None.

Cincinnati (coaches' stats) — **ST-AT-TT:** V.Burfict 8-5-13, R.Maualuga 5-5-10, R.Geathers 3-4-7, R.Nelson 4-2-6, C.Crocker 3-3-6, G.Atkins 4-1-5, M.Johnson 1-3-4, T.Newman 1-3-4, C.Dunlap 2-1-3, A.Jones 2-1-3, P.Sims 2-1-3, W.Gilberry 1-2-3, M.Lawson 1-2-3, L.Hall 2-0-2, D.Peko 1-1-2, E.Lamur 0-2-2. **SKS.-YDS.:** W.Gilberry 1-10, G.Atkins 1-7, M.Johnson 1-6, M.Lawson 1-4. **INT.-YDS.:** C.Crocker 1-29. **PD:** L.Hall 2, T.Newman 2, C.Crocker 1, A.Jones 1, R.Nelson 1. **FF:** M.Lawson 1. **FR-YDS.:** R.Maualuga 1-0.

WEEK 13, GAME 12

Cincinnati Bengals 20, San Diego Chargers 13
Sunday, Dec. 2, 2012 at Qualcomm Stadium

After posting three straight wins by 18 or more points, the Bengals prevailed in a much tougher contest at San Diego, rallying from a 13-10 halftime deficit that also was the score after three quarters. The Bengals surrendered the ball on giveaways on their first two second-half possessions, and on the next two, the offense went three-and-out. But the defense kept Cincinnati in the game, and with 11:53 left in the fourth quarter, the offense began a 14-play, 55-yard drive for a TD and a 17-13 lead with 4:21 to play. QB Andy Dalton got the score, darting up the middle for a six-yard TD after a screen pass opportunity failed to materialize. The Bengals went ahead 20-13 on a FG with 2:47 left but had to fend off a late Chargers bid with an end-zone INT by S Reggie Nelson. Bengals HB BenJarvus Green-Ellis rushed for 118 yards, becoming the first Bengal since Corey Dillon in 1999 to top the 100 mark in three straight games. The Bengals improved to 7-5, while the Chargers fell to 4-8.

SCORE BY PERIODS	1	2	3	4	OT	PTS.
Cincinnati	7	3	0	10	—	20
San Diego	0	13	0	0	—	13

TEAM — SCORING PLAY	QTR.-LEFT
Cin. — J.Gresham 19 pass from A.Dalton (M.Nugent kick)	1-7:39
S.D. — N.Novak 20 field goal	2-14:57
S.D. — D.Williams 31 interception return (N.Novak kick)	2-14:09
Cin. — M.Nugent 19 field goal	2-9:38
S.D. — N.Novak 19 field goal	2-0:00
Cin. — A.Dalton 6 run (M.Nugent kick)	4-4:11
Cin. — M.Nugent 24 field goal	4-2:47

Missed FGs: N.Novak (54HRU). **Attendance:** 54,980. **Time:** 3:11.

TEAM STATISTICS	CIN.	S.D.
First downs	21	20
Third down conversions-attempts	7-14	4-12
Total net yards	339	297
Net yards rushing	128	46
Net yards passing	211	251
Pass attempts-completions-interceptions	38-25-2	48-26-1
Sacks against-yards lost	1-0	4-29
Punts-average	3-38.0	5-46.0
Punt returns-yards	3-55	0-0
Kickoff returns-yards	3-56	3-66
Penalties-yards	8-55	8-55
Fumbles-lost	3-1	2-1
Time of possession	33:18	26:42

RUSHING

CIN.	ATT	YDS	LG	TD	S.D.	ATT	YDS	LG	TD
B.Green-Ellis	25	118	41	0	R.Mathews	9	26	6	0
A.Dalton	4	5	6t	1	P.Rivers	2	20	11	0
C.Peerman	2	4	2	0					
B.Leonard	1	1	1	0					
TOTALS	32	128	41	1	TOTALS	11	46	11	0

PASSING

CIN.	ATT	CMP	YDS	TD-I	S.D.	ATT	CMP	YDS	TD-I
A.Dalton	38	25	211	1-2	P.Rivers	48	26	280	0-1
TOTALS	38	25	211	1-2	TOTALS	48	26	280	0-1

RECEIVING

CIN.	NO	YDS	LG	TD	S.D.	NO	YDS	LG	TD
A.Green	9	85	16	0	D.Alexander	6	102	28	0
A.Hawkins	5	47	17	0	A.Gates	6	49	19	0
J.Gresham	4	35	19t	1	M.Floyd	4	61	24	0
B.Green-Ellis	4	14	9	0	R.Brown	4	27	14	0
M.Jones	2	20	16	0	R.Mathews	3	25	10	0
R.Whalen	1	10	10	0	L.McClain	3	16	12	0
TOTALS	25	211	19t	1	TOTALS	26	280	28	0

DEFENSE

Cincinnati (coaches' stats) — **ST-AT-TT:** V.Burfict 9-6-15, R.Maualuga 6-3-9, R.Nelson 4-2-6, C.Crocker 4-1-5, C.Dunlap 4-1-5, G.Atkins 3-2-5, D.Peko 2-3-5, M.Johnson 4-0-4, W.Gilberry 2-2-4, L.Hall 2-0-2, M.Lawson 2-0-2, P.Sims 2-0-2, T.Newman 1-1-2, R.Geathers 0-1-1, A.Jones 0-1-1. **SKS.-YDS.:** C.Dunlap 2-19, W.Gilberry 1-2, G.Atkins 0.5-4, D.Peko 0.5-4. **INT.-YDS.:** R.Nelson 1-0. **PD:** C.Dunlap 1, R.Maualuga 1, R.Nelson 1. **FF:** C.Dunlap 2. **FR-YDS.:** C.Dunlap 1-2.

San Diego (press box stats) — **ST-AT-TT:** C.Lynch 8-2-10, M.Gilchrist 7-1-8, Q.Jammer 7-1-8, T.Spikes 4-3-7, D.Williams 3-3-6, M.Ingram 4-1-5, C.Liuget 4-1-5, A.Cason 4-0-4, E.Weddle 3-0-3, L.English 2-1-3, K.Reyes 2-1-3, A.Garay 1-1-2, V.Martin 1-0-1, B.Taylor 1-0-1, S.Wright 1-0-1, S.Phillips 0-1-1. **SKS.-YDS.:** C.Liuget 1-0. **INT.-YDS.:** D.Williams 1-31, C.Lynch 1-20. **PD:** C.Lynch 2, M.Ingram 1, D.Williams 1. **FF:** T.Spikes 1, S.Wright 1. **FR-YDS.:** Q.Jammer 1-0.

WEEK 14, GAME 13

Dallas Cowboys 20, Cincinnati Bengals 19
Sunday, Dec. 9, 2012 at Paul Brown Stadium

Looking to seal a fifth straight win, the Bengals took a 19-10 lead into the fourth quarter. But the Cowboys came back for a one-point win, outgaining Cincinnati 150-49 in the final period and leading 9-2 in first downs. K Dan Bailey lifted Dallas from a 19-17 deficit with a 40-yard FG as time expired. The Bengals dominated for most of the first three periods, but could not put the game away as Dallas rose up to allow only one TD with three FGs on four Cincinnati red-zone opportunities. The Cowboys attributed some of their comeback resolve to their desire to win the game for the memory of practice squad LB Jerry Brown, who was a passenger in a fatal auto accident on the day before the contest. The Bengals fell to 7-6, while Dallas improved to 7-6.

SCORE BY PERIODS	1	2	3	4	OT	PTS.
Dallas	3	7	0	10	—	20
Cincinnati	10	3	6	0	—	19

TEAM — SCORING PLAY	QTR.-LEFT
Dall. — D.Bailey 37 field goal	1-8:36
Cin. — A.Hawkins 8 pass from A.Dalton (J.Brown kick)	1-6:41
Cin. — J.Brown 25 field goal	1-1:39
Dall. — D.Murray 1 run (D.Bailey kick)	2-10:33
Cin. — J.Brown 33 field goal	2-3:24
Cin. — J.Brown 25 field goal	3-9:22
Cin. — J.Brown 52 field goal	3-6:45
Dall. — D.Bryant 27 pass from T.Romo (D.Bailey kick)	4-6:35
Dall. — D.Bailey 40 field goal	4-0:00

Missed FGs: None. Attendance: 63,590. Time: 3:16.

TEAM STATISTICS	DALL.	CIN.
First downs	20	19
Third down conversions-attempts	11-19	4-11
Total net yards	288	336
Net yards rushing	49	146
Net yards passing	239	190
Pass attempts-completions-interceptions	43-25-1	33-20-1
Sacks against-yards lost	3-29	5-16
Punts-average	5-33.0	3-45.3
Punt returns-yards	2-4	1-(-3)
Kickoff returns-yards	1-14	3-65
Penalties-yards	6-49	8-70
Fumbles-lost	0-0	0-0
Time of possession	30:11	29:49

RUSHING

DALL.	ATT	YDS	LG	TD	CIN.	ATT	YDS	LG	TD
D.Murray	21	53	7	1	B.Green-Ellis	12	89	38	0
F.Jones	2	7	4	0	M.Jones	1	37	37	0
D.Bryant	1	-11	-11	0	B.Leonard	6	20	5	0
					A.Dalton	1	0	0	0
TOTALS	24	49	7	1	TOTALS	20	146	38	0

PASSING

DALL.	ATT	CMP	YDS	TD-I	CIN.	ATT	CMP	YDS	TD-I
T.Romo	43	25	268	1-1	A.Dalton	33	20	206	1-1
TOTALS	43	25	268	1-1	TOTALS	33	20	206	1-1

RECEIVING

DALL.	NO	YDS	LG	TD	CIN.	NO	YDS	LG	TD
J.Witten	4	62	25	0	A.Hawkins	6	44	11	1
D.Bryant	4	50	27t	1	J.Gresham	4	43	25	0
M.Austin	4	46	15	0	M.Jones	3	45	17	0
D.Murray	4	22	7	0	A.Green	3	44	17	0
D.Harris	3	33	21	0	B.Green-Ellis	3	13	5	0
K.Ogletree	2	28	23	0	O.Charles	1	17	17	0
L.Vickers	2	18	11	0					
L.Dunbar	1	6	6	0					
J.Hanna	1	3	3	0					
TOTALS	25	268	27	1	TOTALS	20	206	25	1

DEFENSE

Dallas (press box stats) — ST-AT-TT: A.Spencer 5-6-11, E.Sims 4-6-10, D.McCray 3-2-5, M.Claiborne 2-3-5, E.Frampton 1-4-5, D.Ware 3-1-4, B.Carr 2-2-4, D.Connor 0-4-4, A.Albright 2-0-2, J.Hatcher 2-0-2, S.Moore 1-1-2, M.Jenkins 0-2-2, G.Sensabaugh 0-2-2, T.Crawford 0-1-1, S.Lissemore 0-1-1, M.Spears 0-1-1. SKS.-YDS.: A.Spencer 2-11, D.Ware 1-3, J.Hatcher 1-2, E.Sims 1-0. INT.-YDS.: B.Carr 1-37. PD: B.Carr 1, G.Sensabaugh 1, M.Spears 1. FF: None. FR-YDS.: None.

Cincinnati (coaches' stats) — ST-AT-TT: V.Burfict 8-6-14, R.Maualuga 3-6-9, A.Jones 6-1-7, T.Newman 3-3-6, G.Atkins 4-1-5, R.Nelson 3-2-5, M.Lawson 4-0-4, L.Hall 2-2-4, M.Johnson 2-2-4, C.Crocker 2-1-3, C.Dunlap 1-2-3, R.Geathers 1-1-2, W.Gilberry 0-2-2, P.Sims 0-2-2, E.Lamur 1-0-1, D.Peko 1-0-1, D.Skuta 1-0-1. SKS.-YDS.: R.Nelson 1-8, G.Atkins 1-7, C.Dunlap 0.5-7, M.Johnson 0.5-7. INT.-YDS.: R.Nelson 1-0. PD: T.Newman 2, N.Clements 1, C.Crocker 1, R.Maualuga 1, R.Nelson 1. FF: None. FR-YDS.: None.

WEEK 15, GAME 14

Cincinnati Bengals 34, Philadelphia Eagles 13
Thursday Night Football, Dec. 13, 2012 at Lincoln Financial Field

The Bengals started fast, lost their lead and then stormed back to win easily by capitalizing on four Eagles giveaways within a span of less than seven minutes spanning the third and fourth quarters. The play that turned the game around, with the Eagles leading 13-10 late in the third quarter, was an INT by CB Leon Hall which he returned 44 yards to the Eagles' 40-yard line. The offense responded with an eight-play drive to take a 17-13 lead, with QB Andy Dalton getting the TD on an 11-yard scramble. DE Wallace Gilberry returned a fumble 25 yards for a TD on the ensuing Eagles possession, and on the Eagles' next offensive play, S Reggie Nelson forced a fumble that S Chris Crocker recovered and returned 12 yards to the Eagles' 13, setting up a FG for a 27-13 lead early in the fourth quarter. The Bengals' final TD was set up when S Taylor Mays recovered a fumble on the ensuing kickoff at the Philadelphia 33. The Bengals were plus-three for the game in turnover differential (five takeaways, two giveaways). The Bengals improved their record to 8-6, while the Eagles fell to 4-10.

SCORE BY PERIODS	1	2	3	4	OT	PTS.
Cincinnati	10	0	14	10	—	34
Philadelphia	0	13	0	0	—	13

TEAM — SCORING PLAY	QTR.-LEFT
Cin. — B.Green-Ellis 1 run (J.Brown kick)	1-11:10
Cin. — J.Brown 24 field goal	1-7:51
Phil. — R.Cooper 11 pass from N.Foles (A.Henery kick)	2-11:40
Phil. — A.Henery 22 field goal	2-7:37
Phil. — A.Henery 20 field goal	2-0:17
Cin. — A.Dalton 11 run (J.Brown kick)	3-1:10
Cin. — W.Gilberry 25 fumble return (J.Brown kick)	3-0:21
Cin. — J.Brown 32 field goal	4-14:12
Cin. — A.Green 5 pass from A.Dalton (J.Brown kick)	4-12:47

Missed FGs: None. Attendance: 69,144. Time: 3:16.

TEAM STATISTICS	CIN.	PHIL.
First downs	18	10
Third down conversions-attempts	7-18	3-12
Total net yards	249	219
Net yards rushing	157	42
Net yards passing	92	177
Pass attempts-completions-interceptions	27-13-0	33-16-1
Sacks against-yards lost	6-35	1-3
Punts-average	5-38.8	7-36.9
Punt returns-yards	4-42	1-6
Kickoff returns-yards	4-69	7-130
Penalties-yards	11-94	9-76
Fumbles-lost	2-2	4-4
Time of possession	37:40	22:20

RUSHING

CIN.	ATT	YDS	LG	TD	PHIL.	ATT	YDS	LG	TD
B.Green-Ellis	25	106	29	1	B.Brown	16	34	8	0
A.Dalton	8	18	11t	1	N.Foles	2	5	5	0
M.Jones	1	10	10	0	D.Lewis	1	3	3	0
A.Hawkins	1	9	9	0					
D.Herron	3	8	6	0					
B.Leonard	2	6	7	0					
B.Tate	1	0	0	0					
TOTALS	41	157	29	2	TOTALS	19	42	8	0

PASSING

CIN.	ATT	CMP	YDS	TD-I	PHIL.	ATT	CMP	YDS	TD-I
A.Dalton	27	13	127	1-0	N.Foles	33	16	180	1-1
TOTALS	27	13	127	1-0	TOTALS	33	16	180	1-1

RECEIVING

CIN.	NO	YDS	LG	TD	PHIL.	NO	YDS	LG	TD
J.Gresham	6	63	19	0	J.Maclin	4	73	46	0
A.Green	6	57	13	1	J.Avant	3	44	25	0
B.Leonard	1	7	7	0	C.Harbor	3	28	16	0
					R.Cooper	3	20	11t	1
					B.Brown	1	11	11	0
					S.Havili	1	8	8	0
					D.Lewis	1	-4	-4	0
TOTALS	13	127	19	1	TOTALS	16	180	46	1

DEFENSE

Cincinnati (coaches' stats) — ST-AT-TT: V.Burfict 7-3-10, C.Dunlap 3-2-5, R.Maualuga 3-2-5, C.Crocker 4-0-4, M.Johnson 3-1-4, D.Peko 1-3-4, M.Lawson 3-0-3, T.Newman 3-0-3, E.Lamur 2-1-3, R.Geathers 2-0-2, W.Gilberry 2-0-2, R.Nelson 1-1-2, L.Hall 1-0-1, A.Jones 1-0-1, P.Sims 1-0-1. SKS.-YDS.: W.Gilberry 1-3. INT.-YDS.: L.Hall 1-44. PD: A.Jones 2, V.Burfict 1, L.Hall 1, E.Lamur 1, M.Lawson, 1, R.Maualuga 1, T.Newman 1. FF: C.Dunlap 1, R.Nelson 1, P.Sims 1. FR-YDS.: W.Gilberry 1-25, C.Crocker 1-12, D.Peko 1-0.

Philadelphia (press box stats) — ST-AT-TT: D.Ryans 6-3-9, J.Chaney 7-1-8, B.Graham 4-2-6, T.Cole 5-0-5, N.Allen 4-1-5, C.Anderson 4-1-5, C.Thornton 4-0-4, F.Cox 3-1-4, M.Kendricks 3-1-4, C.Jenkins 2-0-2, D.Rodgers-Cromartie 2-0-2, V.Curry 1-0-1, P.Hunt 1-0-1. SKS.-YDS.: B.Graham 2.5-12.5, F.Cox 1.5-7.5, T.Cole 1-9, C.Jenkins 1-6. INT.-YDS.: None. PD: N.Allen 1, C.Anderson 1, N.Asomugha 1, B.Boykin 1, T.Cole 1, M.Kendricks 1, D.Rodgers-Cromartie 1, D.Ryans 1. FF: B.Graham 1, C.Jenkins 1. FR-YDS.: D.Tapp 1-4, T.Cole 1-0.

WEEK 16, GAME 15

Cincinnati Bengals 13, Pittsburgh Steelers 10
Sunday, Dec. 23, 2012 at Heinz Field

In one of the most notable defense-dominated victories in club history, the Bengals clinched a Wild Card Playoff berth and eliminated the Steelers from playoff contention. Cincinnati's defense scored the team's only TD — a 17-yard INT return by CB Leon Hall for the game's first score — and set up a game-winning FG when S Reggie Nelson returned an INT 10 yards to the Steelers' 46 with 0:14 to play. The offense used one play — a 21-yard pass from QB Andy Dalton to WR A.J. Green — to move to the Steelers' 25, and as the clock hit :04, K Josh Brown kicked the 43-yard winner. Pittsburgh managed just three points in two red-zone opportunities against Cincinnati's defense, and the Steelers were only two-for-14 for the day on third-down conversions. The Bengals won despite getting only 14 rushing yards, the second-lowest total in franchise history. Cincinnati improved to 9-6 with the win, while Pittsburgh fell to 7-8.

SCORE BY PERIODS	1	2	3	4	OT	PTS.
Cincinnati	7	3	0	3	—	13
Pittsburgh	0	7	3	0	—	10

TEAM — SCORING PLAY		QTR.-LEFT
Cin.	— L.Hall 17 interception return (J.Brown kick)	1-2:15
Cin.	— J.Brown 41 field goal	2-1:53
Pitt.	— A.Brown 60 pass from B.Roethlisberger (S.Suisham kick)	2-1:09
Pitt.	— S.Suisham 40 field goal	3-4:01
Cin.	— J.Brown 43 field goal	4-0:04

Missed FGs: J.Brown (56SH), S.Suisham (24WL, 53SH).
Attendance: 63,236. **Time:** 3:15.

TEAM STATISTICS	CIN.	PITT.
First downs	16	15
Third down conversions-attempts	4-15	2-14
Total net yards	267	280
Net yards rushing	14	95
Net yards passing	253	185
Pass attempts-completions-interceptions	41-24-2	28-14-2
Sacks against-yards lost	6-25	4-35
Punts-average	6-52.7	7-45.3
Punt returns-yards	3-(-2)	2-6
Kickoff returns-yards	0-0	3-67
Penalties-yards	7-55	5-63
Fumbles-lost	1-1	2-1
Time of possession	28:15	31:45

RUSHING

CIN.	ATT	YDS	LG	TD	PITT.	ATT	YDS	LG	TD
B.Green-Ellis	15	14	4	0	R.Mendenhall	11	50	20	0
M.Jones	1	0	0	0	J.Dwyer	14	39	13	0
					I.Redman	3	4	2	0
					B.Roethlisberger	2	3	4	0
					M.Wallace	1	-1	-1	0
TOTALS	16	14	4	0	TOTALS	31	95	20	0

PASSING

CIN.	ATT	CMP	YDS	TD-I	PITT.	ATT	CMP	YDS	TD-I
A.Dalton	41	24	278	0-2	B.Roethlisberger	28	14	220	1-2
TOTALS	41	24	278	0-2	TOTALS	28	14	220	1-2

RECEIVING

CIN.	NO	YDS	LG	TD	PITT.	NO	YDS	LG	TD
A.Green	10	116	21	0	A.Brown	5	97	60t	1
M.Jones	5	65	23	0	H.Miller	3	45	22	0
J.Gresham	3	38	25	0	I.Redman	2	32	19	0
A.Hawkins	3	30	19	0	J.Cotchery	2	20	14	0
B.Tate	1	23	23	0	M.Wallace	1	13	13	0
R.Whalen	1	6	6	0	E.Sanders	1	13	13	0
B.Green-Ellis	1	0	0	0					
TOTALS	24	278	25	0	TOTALS	14	220	60t	1

DEFENSE

Cincinnati (coaches' stats) — ST-AT-TT: V.Burfict 6-6-12, M.Johnson 5-5-10, T.Newman 6-2-8, G.Atkins 4-4-8, C.Dunlap 6-1-7, R.Maualuga 3-4-7, D.Peko 3-4-7, P.Sims 3-3-6, R.Geathers 3-2-5, C.Crocker 4-0-4, M.Lawson 2-1-3, W.Gilberry 1-2-3, A.Jones 2-0-2, R.Nelson 2-0-2, L.Hall 1-1-2, V.Rey 1-0-1, N.Clements 0-1-1, E.Lamur 0-1-1. SKS.-YDS.: G.Atkins 2-17, M.Johnson 1-8, W.Gilberry 0.5-6, C.Dunlap 0.5-4. INT.-YDS.: L.Hall 1-17, R.Nelson 1-10. PD: C.Dunlap 2, R.Nelson 2, C.Crocker 1, L.Hall 1, M.Johnson 1, A.Jones 1. FF: G.Atkins 1. FR-YDS.: T.Newman 1-3.

Pittsburgh (press box stats) — ST-AT-TT: L.Timmons 8-2-10, T.Polamalu 7-1-8, C.Allen 6-1-7, L.Foote 6-1-7, K.Lewis 4-2-6, B.Keisel 2-3-5, C.Hampton 2-2-4, Z.Hood 1-2-3, J.Harrison 2-0-2, R.Clark 1-1-2, C.Heyward 1-1-2, L.Woodley 1-1-2, C.Brown 1-0-1, S.McLendon 0-1-1. SKS.-YDS.: L.Timmons 2-11, B.Keisel 1.5-4.5, T.Polamalu 1-6, J.Harrison 1-0, S.McLendon 0.5-3.5. INT.-YDS.: C.Allen 2-6. PD: C.Allen 3, K.Lewis 2, J.Victorian 2, C.Brown 1, C.Polamalu 1. FF: C.Allen 1. FR-YDS.: R.Clark 1-2.

WEEK 17, GAME 16

Cincinnati Bengals 23, Baltimore Ravens 17
Sunday, Dec. 30, 2012 at Paul Brown Stadium

In a game played with significant numbers of reserves on both sides, Cincinnati came back from a 14-13 fourth-quarter deficit and defeated Baltimore to tie the Ravens for best record in the AFC North at 10-6. It was known before kickoff that Baltimore would win the division title by tiebreaker even if the Bengals won the game, and the Bengals were already locked in with a playoff spot and the No. 6 seed. The Ravens took a 14-13 lead early in the fourth quarter on QB Tyrod Taylor's one-yard run, but a 44-yard pass from Bengals backup QB Bruce Gradkowski to WR Brandon Tate set up a FG for a 16-14 lead. On the next Baltimore possession, Bengals DE Carlos Dunlap batted and then intercepted a Taylor pass and returned it 14 yards for a TD.

SCORE BY PERIODS	1	2	3	4	OT	PTS.
Baltimore	7	0	0	10	—	17
Cincinnati	0	7	6	10	—	23

TEAM — SCORING PLAY		QTR.-LEFT
Balt.	— A.Allen 2 run (J.Tucker kick)	1-0:17
Cin.	— M.Jones 11 pass from A.Dalton (J.Brown kick)	2-0:39
Cin.	— J.Brown 47 field goal	3-6:15
Cin.	— J.Brown 32 field goal	3-2:24
Balt.	— T.Taylor 1 run (J.Tucker kick)	4-12:50
Cin.	— J.Brown 38 field goal	4-7:16
Cin.	— C.Dunlap 14 interception return (J.Brown kick)	4-6:06
Balt.	— J.Tucker 49 field goal	4-1:21

Missed FGs: J.Tucker (45WL). **Attendance:** 61,565. **Time:** 3:13.

TEAM STATISTICS	BALT.	CIN.
First downs	23	9
Third down conversions-attempts	5-18	3-13
Total net yards	352	189
Net yards rushing	206	47
Net yards passing	146	142
Pass attempts-completions-interceptions	33-19-1	26-15-0
Sacks against-yards lost	4-37	2-1
Punts-average	7-36.6	7-47.1
Punt returns-yards	1-6	2-6
Kickoff returns-yards	6-141	2-56
Penalties-yards	10-102	4-40
Fumbles-lost	0-0	1-0
Time of possession	35:39	24:21

RUSHING

BALT.	ATT	YDS	LG	TD	CIN.	ATT	YDS	LG	TD
B.Pierce	22	89	14	0	B.Leonard	10	34	9	0
T.Taylor	9	65	28	1	C.Peerman	5	14	7	0
A.Allen	10	41	20	1	A.Dalton	2	4	3	0
S.Koch	1	10	10	0	B.Gradkowski	3	-2	0	0
R.Rice	3	5	3	0	D.Herron	1	-3	-3	0
T.Smith	1	-4	-4	0					
TOTALS	46	206	28	2	TOTALS	21	47	9	0

PASSING

BALT.	ATT	CMP	YDS	TD-I	CIN.	ATT	CMP	YDS	TD-I
T.Taylor	25	15	149	0-1	A.Dalton	15	10	78	1-0
J.Flacco	8	4	34	0-0	B.Gradkowski	11	5	65	0-0
TOTALS	33	19	183	0-1	TOTALS	26	15	143	1-0

RECEIVING

BALT.	NO	YDS	LG	TD	CIN.	NO	YDS	LG	TD
E.Dickson	6	64	15	0	M.Jones	5	45	14	1
D.Thompson	4	26	11	0	B.Tate	3	53	44	0
D.Reed	3	44	23	0	A.Hawkins	3	18	8	0
J.Jones	3	36	24	0	A.Green	2	26	17	0
A.Allen	1	7	7	0	B.Leonard	2	1	3	0
B.Pierce	1	4	4	0					
V.Leach	1	2	2	0					
TOTALS	19	183	24	0	TOTALS	15	143	44	1

DEFENSE

Baltimore (press box stats) — ST-AT-TT: J.Bynes 3-6-9, D.Ellerbe 4-2-6, A.Jones 2-3-5, M.Kemoeatu 3-1-4, B.Ayanbadejo 1-3-4, C.Brown 2-1-3, D.Tyson 1-2-3, C.Johnson 2-0-2, J.Smith 2-0-2, O.Brown 1-1-2, S.Considine 1-1-2, C.Graham 1-1-2, P.Kruger 1-0-1, C.Williams 0-1-1. SKS.-YDS.: M.Kemoeatu 1-1, P.Kruger 1-0. INT.-YDS.: None. PD: C.Brown 1, J.Ihedigbo 1, P.Kruger 1. FF: None. FR-YDS.: None.

Cincinnati (coaches' stats) — ST-AT-TT: V.Burfict 14-9-23, R.Maualuga 6-4-10, D.Peko 3-5-8, P.Sims 5-0-5, E.Lamur 4-1-5, T.Mays 4-1-5, R.Nelson 4-1-5, J.Miles 4-0-4, G.Atkins 2-2-4, N.Clements 2-2-4, W.Gilberry 2-2-4, D.Skuta 1-3-4, M.Johnson 3-0-3, L.Hall 2-1-3, C.Dunlap 2-0-2, A.Jones 1-1-2, M.Lawson 1-1-2, C.Crocker 1-0-1, R.Geathers 1-0-1, C.Lewis-Harris 1-0-1. SKS.-YDS.: M.Johnson 2-14, C.Dunlap 1-13, W.Gilberry 1-10. INT.-YDS.: C.Dunlap 1-14. PD: C.Dunlap 1, A.Jones 1, R.Nelson 1, D.Peko 1, D.Skuta 1. FF: None. FR-YDS.: None.

2012 SEASON

AFC WILD CARD PLAYOFF

Houston Texans 19, Cincinnati Bengals 13

Sunday, Jan. 5, 2013 at Reliant Stadium

The Bengals were outgained 420-198 and had only 21:11 possession time, but they hung in against the favored Texans on the strength of a defensive TD and excellent defense in the red zone. Cincinnati had a first down at the Houston 35 with 3:40 to play, looking for a TD for the lead, but the offense could get no farther, and Houston ran out the clock after Cincinnati surrendered the ball on downs. The Bengals got their lone TD on a 21-yard Leon Hall INT return in the second quarter, a play that gave Cincinnati a 7-6 lead. The defense overall was in a bend-but-not-break mode, allowing four red-zone penetrations but forcing the Texans to settle for one TD and three FGs. Houston RB Arian Foster was the day's outstanding individual performer, rushing for 140 yards on 32 carries.

SCORE BY PERIODS	1	2	3	4	OT	PTS.
Cincinnati	0	7	3	3	—	13
Houston	3	6	7	3	—	19

TEAM — SCORING PLAY	QTR.-LEFT
Hou. — S.Graham 48 field goal	1-7:49
Hou. — S.Graham 27 field goal	2-13:07
Cin. — L.Hall 21 interception return (J.Brown kick)	2-9:30
Hou. — S.Graham 22 field goal	2-2:19
Hou. — A.Foster 1 run (S.Graham kick)	3-10:31
Cin. — J.Brown 34 field goal	3-7:48
Hou. — S.Graham 24 field goal	4-14:17
Cin. — J.Brown 47 field goal	4-9:03

Missed FGs: None. **Attendance:** 71,738. **Time:** 3:03.

TEAM STATISTICS	CIN.	HOU.
First downs	12	24
Third down conversions-attempts	0-9	8-17
Total net yards	198	420
Net yards rushing	80	158
Net yards passing	118	262
Pass attempts-completions-interceptions	30-14-1	38-29-1
Sacks against-yards lost	2-9	0-0
Punts-average	5-46.6	3-42.0
Punt returns-yards	3-12	2-14
Kickoff returns-yards	6-156	2-47
Penalties-yards	5-51	7-55
Fumbles-lost	1-0	0-0
Time of possession	21:11	38:49

RUSHING

CIN.	ATT	YDS	LG	TD	HOU.	ATT	YDS	LG	TD
B.Green-Ellis	11	63	29	0	A.Foster	32	140	17	1
A.Dalton	4	15	12	0	K.Martin	1	16	16	0
B.Leonard	1	2	2	0	M.Schaub	4	1	2	0
					B.Tate	2	1	1	0
TOTALS	16	80	29	0	TOTALS	39	158	17	1

PASSING

CIN.	ATT	CMP	YDS	TD-I	HOU.	ATT	CMP	YDS	TD-I
A.Dalton	30	14	127	0-1	M.Schaub	38	29	262	0-1
TOTALS	30	14	127	0-1	TOTALS	38	29	262	0-1

RECEIVING

CIN.	NO	YDS	LG	TD	HOU.	NO	YDS	LG	TD
A.Green	5	80	45	0	O.Daniels	9	91	19	0
M.Jones	3	34	15	0	A.Foster	8	34	13	0
A.Hawkins	2	15	8	0	A.Johnson	4	62	22	0
J.Gresham	2	7	6	0	K.Walter	4	26	12	0
B.Green-Ellis	2	-9	-3	0	G.Graham	3	29	20	0
					J.Casey	1	20	20	0
TOTALS	14	127	45	0	TOTALS	29	262	22	0

DEFENSE

Cincinnati (coaches' stats) — **ST-AT-TT:** R.Maualuga 12-3-15, L.Hall 4-9-13, R.Nelson 9-1-10, V.Burfict 6-4-10, N.Clements 8-1-9, D.Peko 1-8-9, T.Newman 7-0-7, R.Geathers 3-2-5, M.Lawson 3-2-5, M.Johnson 2-3-5, E.Lamur 3-1-4, P.Sims 3-1-4, C.Dunlap 2-2-4, W.Gilberry 2-0-2, D.Skuta 2-0-2, G.Atkins 0-2-2, A.Jones 1-0-1, T.Mays 0-1-1. **SKS.-YDS.:** None. **INT.-YDS.:** L.Hall 1-21. **PD:** L.Hall 1, A.Jones 1, T.Newman 1. **FF:** None. **FR-YDS.:** None.

Houston (press box stats) — **ST-AT-TT:** J.Joseph 5-0-5, J.Watt 5-0-5, B.James 4-0-4, S.Keo 2-2-4, B.Reed 3-0-3, C.Barwin 2-0-2, K.Jackson 2-0-2, G.Quin 2-0-2, A.Smith 2-0-2, B.Harris 1-0-1, D.Manning 1-0-1, E.Mitchell 1-0-1, B.Ruud 1-0-1. **SKS.-YDS.:** J.Watt 1-9, B.Reed 1-0. **INT.-YDS.:** J.Joseph 1-14. **PD:** G.Quin 3, K.Jackson 2, J.Joseph 2, J.Watt 2, C.Barwin 1, B.Harris 1. **FF:** None. **FR-YDS.:** None.

2012 PRESEASON STATISTICS

PRESEASON RECORD: 2-2

DATE	W-L	SCORE	OPPONENT	ATTENDANCE
8-10-12	W	17-6	N.Y. JETS	44,161
8-16-12	W	24-19	at Atlanta	68,541
8-23-12	L	13-27	GREEN BAY	52,584
8-30-12	L	16-20	at Indianapolis	65,035

TEAM STATISTICS	BENGALS	OPPONENTS
TOTAL FIRST DOWNS	61	76
Rushing	16	24
Passing	37	43
Penalty	8	9
3rd Down: Made-Att.	22-58	18-55
3rd Down Pct.	37.9	32.7
4th Down: Made-Att.	1-3	4-6
4th Down Pct.	33.3	66.7
POSSESSION AVG.	30:16	29:45
TOTAL NET YARDS	1068	1233
Avg. Per Game	267.0	308.3
Total Plays	247	257
Avg. Per Play	4.3	4.8
NET YARDS RUSHING	336	432
Avg. Per Game	84.0	108.0
Total Rushes	105	110
NET YARDS PASSING	732	801
Avg. Per Game	183.0	200.3
Sacked-Yards Lost	9-51	13-103
Gross Yards	783	904
Att.-Completions	133-77	134-84
Completion Pct.	57.9	62.7
Had Intercepted	2	3
PUNTS-AVG.	25-45.4	24-41.7
Net Punting Avg.	25-41.3	24-39.1
PENALTIES-YARDS	29-229	32-284
FUMBLES-BALLS LOST	9-4	6-3
TOUCHDOWNS	7	8
Rushing	2	4
Passing	4	3
Returns	1	1

SCORE BY PERIODS	1	2	3	4	OT	PTS
BENGALS	9	30	24	7	0	70
OPPONENTS	14	33	0	25	0	72

SCORING	TD	TD-R	TD-P	TD-Rt	K-PAT	FG	S	PTS
Mike Nugent	0	0	0	0	5-5	7-7	0	26
Marvin Jones	2	0	2	0	—	—	0	12
Cedric Peerman	2	1	0	1	—	—	0	12
Jourdan Brooks	1	1	0	0	—	—	0	6
A.J. Green	1	0	1	0	—	—	0	6
Mohamed Sanu	1	0	1	0	—	—	0	6
Thomas Weber	0	0	0	0	2-2	0-2	0	2
BENGALS	7	2	4	1	7-7	7-9	0	70
OPPONENTS	8	4	3	1	6-6	6-6	0	72

Two-point conversions: None. BENGALS 0-0 (0-0 R, 0-0 P), OPPONENTS 0-2 (0-0 R, 0-2 P).

Fumbles-lost: Andrew Hawkins 2-0, Jourdan Brooks 1-1, Daniel Herron 1-1, Brian Leonard 1-1, Reggie Stephens 1-1, Bruce Gradkowski, 1-0, Cedric Peerman 1-0, Zac Robinson 1-0. BENGALS 9-4, OPPONENTS 6-3.

RUSHING	ATT	YDS	AVG	LG	TD
Brian Leonard	19	71	3.7	15	0
Cedric Peerman	20	63	3.2	13	1
Daniel Herron	25	42	1.7	7	0
Andy Dalton	4	37	9.3	28	0
Bruce Gradkowski	1	31	31.0	31	0
BenJarvus Green-Ellis	7	22	3.1	12	0
Zac Robinson	4	21	5.3	11	0
Jourdan Brooks	8	18	2.3	3	1
Marvin Jones	1	16	16.0	16	0
Aaron Brown	14	14	1.0	5	0
Kashif Moore	1	3	3.0	3	0
Tyler Hansen	1	-2	-2.0	-2	0
BENGALS	105	336	3.2	31	2
OPPONENTS	110	432	3.9	16	4

RECEIVING	REC	YDS	AVG	LG	TD
Mohamed Sanu	12	105	8.8	21	1
Marvin Jones	9	150	16.7	45	2
Brandon Tate	5	49	9.8	14	0
Daniel Herron	5	26	5.2	9	0
A.J. Green	4	76	19.0	50t	1
Armon Binns	4	41	10.3	16	0
Ryan Whalen	4	41	10.3	14	0
Donald Lee	4	34	8.5	22	0
Cedric Peerman	4	28	7.0	17	0
Orson Charles	3	36	12.0	20	0
Vidal Hazelton	3	23	7.7	14	0
Colin Cochart	3	13	4.3	5	0
Jermaine Gresham	2	44	22.0	25	0
Brian Leonard	2	16	8.0	9	0
Jourdan Brooks	2	13	6.5	7	0
Bryce Davis	2	13	6.5	8	0
Andrew Hawkins	2	10	5.0	7	0
Justin Hilton	1	30	30.0	30	0
BenJarvus Green-Ellis	1	18	18.0	18	0
James Develin	1	7	7.0	7	0
Chris Pressley	1	6	6.0	6	0
Kashif Moore	1	5	5.0	5	0
Jordan Shipley	1	4	4.0	4	0
Aaron Brown	1	-5	-5.0	-5	0
BENGALS	77	783	10.2	50t	4
OPPONENTS	84	904	10.8	42t	3

INTERCEPTIONS	NO	YDS	AVG	LG	TD
Terence Newman	1	30	30.0	30	0
Vontaze Burfict	1	5	5.0	5	0
Jeromy Miles	1	0	0.0	0	0
BENGALS	3	35	11.7	30	0
OPPONENTS	2	27	13.5	27t	1

PUNTING	NO	YDS	AVG	NET	TB	IN-20	LG	BLK.
Kevin Huber	25	1135	45.4	41.3	0	7	55	0
BENGALS	25	1135	45.4	41.3	0	7	55	0
OPPONENTS	24	1000	41.7	39.1	0	11	60	1

PUNT RETURNS	NO	FC	YDS	AVG	LG	TD
Andrew Hawkins	7	4	8	1.1	5	0
Marvin Jones	5	1	47	9.4	18	0
Brandon Tate	2	2	5	2.5	12	0
Mohamed Sanu	1	0	2	2.0	2	0
BENGALS	15	7	62	4.1	18	0
OPPONENTS	20	1	103	5.2	19	0

KICKOFF RETURNS	NO	YDS	AVG	LG	TD
Cedric Peerman	2	72	36.0	43	0
Brandon Tate	2	48	24.0	25	0
Aaron Brown	1	40	40.0	40	0
Andrew Hawkins	1	32	32.0	32	0
Marvin Jones	1	21	21.0	21	0
BENGALS	7	213	30.4	43	0
OPPONENTS	11	226	20.5	32	0

FIELD GOALS	1-19	20-29	30-39	40-49	50+
Mike Nugent	0-0	2-2	2-2	2-2	1-1
Thomas Weber	0-0	0-0	0-1	0-1	0-0
BENGALS	0-0	2-2	2-3	2-3	1-1
OPPONENTS	0-0	2-2	2-2	2-2	0-0

Mike Nugent: (22G), (54G), (42G, 30G), (37G, 48G, 22G).

Thomas Weber: (37WR), (47WR), (—), (—).

Bengals: (22G, 37WR), (54G, 47WR), (42G, 30G), (37G, 48G, 22G).

Opponents: (42G, 38G), (20G, 22G), (46G, 36G), (—).

DEFENSE*	ST	AT	TT	SKS-YDS	INT-YDS	PD	FF	FR-YDS
Jeromy Miles	13	6	19	0-0	1-0	3	1	0-0
Roddrick Muckelroy	11	6	17	1-14	0-0	0	0	0-0
Vincent Rey	7	9	16	0-0	0-0	0	0	0-0
Dan Skuta	9	5	14	1-8	0-0	1	0	0-0
Chris Lewis-Harris	10	3	13	1-1	0-0	0	0	0-0
Taylor Mays	7	5	12	0-0	0-0	1	0	0-0
Vontaze Burfict	4	7	11	1-6	1-5	2	0	0-0
Micah Johnson	5	5	10	1.5-9.5	0-0	0	0	1-0
Leon Hall	8	1	9	0-0	0-0	2	0	0-0
Reggie Nelson	5	4	9	0-0	0-0	1	0	0-0
Nick Hayden	2	6	8	0-0	0-0	0	0	0-0
DeQuin Evans	6	1	7	1-5	0-0	0	0	0-0
George Iloka	4	3	7	0-0	0-0	0	0	1-0
Dontay Moch	4	3	7	3.5-34.5	0-0	1	1	0-0
Geno Atkins	6	0	6	0-0	0-0	0	0	0-0
Emmanuel Lamur	6	0	6	0-0	0-0	0	0	0-0
T.J. Heath	5	1	6	0-0	0-0	0	0	0-0
Domata Peko	2	4	6	0-0	0-0	0	0	0-0
Devon Still	1	5	6	0-0	0-0	1	0	0-0
Grant Hunter	4	1	5	0-0	0-0	0	0	0-0
Manny Lawson	4	1	5	1-7	0-0	0	0	0-0
Terence Newman	4	1	5	0-0	1-30	2	0	0-0
Michael Johnson	3	2	5	0-0	0-0	1	0	0-0
Brandon Thompson	3	2	5	0-0	0-0	0	0	1-0
Thomas Howard	3	1	4	1-9	0-0	0	0	0-0
Tony Dye	2	2	4	0-0	0-0	0	0	0-0
Taveon Rogers	3	0	3	0-0	0-0	0	0	0-0
Nate Clements	2	1	3	0-0	0-0	0	0	0-0
Robert Sands	2	1	3	0-0	0-0	0	0	0-0
Rey Maualuga	1	1	2	1-9	0-0	0	0	0-0
Vaughn Meatoga	1	1	2	0-0	0-0	0	0	0-0
Jamaal Anderson	1	0	1	0-0	0-0	0	0	0-0

SPECIAL TEAMS*	ST	AT	TT	FF	FR-YDS	BP	BFG	BXP
Cedric Peerman	4	0	4	0	0-0	0	0	0
Bryce Davis	3	0	3	0	0-0	0	0	0
Vontaze Burfict	2	1	3	0	0-0	0	0	0
James Develin	2	1	3	0	0-0	0	0	0
Dan Skuta	2	1	3	0	0-0	1	0	0
Jeromy Miles	1	2	3	0	0-0	0	0	0
Vincent Rey	1	2	3	0	0-0	0	0	0
Dontay Moch	2	0	2	0	0-0	0	0	0
Colin Cochart	1	1	2	0	0-0	0	0	0
Roddrick Muckelroy	1	1	2	0	0-0	0	0	0
George Iloka	0	2	2	0	0-0	0	0	0
Orson Charles	1	0	1	0	0-0	0	0	0
Tony Dye	1	0	1	0	0-0	0	0	0
Daniel Herron	1	0	1	0	0-0	0	0	0
Chris Lewis-Harris	1	0	1	0	0-0	0	0	0
Mohamed Sanu	1	0	1	0	0-0	0	0	0
T.J. Heath	0	1	1	0	0-0	0	0	0

PASSING	ATT	CMP	YDS	CMP%	YDS/ATT	TD	TD%	INT	INT%	LG	SKD-YDS	RAT
Bruce Gradkowski	47	28	259	59.6	5.51	3	6.4	0	0.0	45	3-17	96.0
Andy Dalton	44	20	245	45.5	5.57	1	2.3	0	0.0	50t	3-17	70.7
Zac Robinson	37	26	236	70.3	6.38	0	0.0	1	2.7	42	3-17	76.0
Tyler Hansen	5	3	43	60.0	8.60	0	0.0	1	20.0	30	0-0	48.3
BENGALS	133	77	783	57.9	5.89	4	3.0	2	1.5	50t	9-51	78.6
OPPONENTS	134	84	904	62.7	6.75	3	2.2	3	2.2	42t	13-103	80.6

* *NOTE: All defensive statistics above are press box statistics produced at the games.*

2012 PRESEASON PARTICIPATION CHART

LEGEND

(NOTE: Position designation indicates start.)

P — played as a substitute
DNP — did not play

RI — reserve/injured list
RPUP — reserve/physically unable to perform list
RNFI — reserve/non-football injury list

NWT — not with team
REX — roster exemption
— unsigned

NAME	Cin. G-S	1 NYJ	2 @Atl.	3 G.B.	4 @Ind.
Allen, Jason	0-0	DNP	DNP	DNP	DNP
Anderson, Jamaal	4-3	P	LDE	LDE	LDE
Atkins, Geno	4-4	DT	DT	DT	DT
Binns, Armon	4-4	WR	WR	WR	WR
Black, Luke	1-0	NWT	NWT	P	NWT
Boling, Clint	4-3	P	LG	LG	LG
Brooks, Jourdan	4-0	P	P	P	P
Brown, Aaron	3-0	P	P	P	NWT
Burfict, Vontaze	4-0	P	P	P	P
Charles, Orson	4-0	P	P	P	P
Clements, Nate	4-4	LCB	LCB	SS	LCB
Cochart, Colin	4-0	P	P	P	P
Collins, Anthony	4-0	P	P	P	P
Cook, Kyle	3-3	C	C	C	DNP
Dalton, Andy	4-4	QB	QB	QB	QB
Davis, Bryce	4-0	P	P	P	P
Develin, James	4-0	P	P	P	P
Dunlap, Carlos	1-1	LDE	DNP	DNP	DNP
Dye, Tony	2-0	P	DNP	DNP	P
Evans, DeQuin	2-0	P	DNP	DNP	P
Faine, Jeff	0-0	NWT	NWT	NWT	DNP
Geathers, Robert	0-0	DNP	DNP	DNP	DNP
Ghee, Brandon	0-0	DNP	DNP	DNP	RI
Gradkowski, Bruce	4-0	P	P	P	P
Green, A.J.	4-4	WR	WR	WR	WR
Green-Ellis, BenJarvus	1-1	HB	DNP	DNP	DNP
Gresham, Jermaine	2-2	TE	TE	DNP	DNP
Hall, Leon	4-4	RCB	RCB	RCB	RCB
Hansen, Tyler	2-0	DNP	P	P	NWT
Harris, Clark	4-0	P	P	P	P
Hawkins, Andrew	4-0	P	P	P	P
Hayden, Nick	3-0	P	P	P	DNP
Hazelton, Vidal	4-0	P	P	P	P
Heath, T.J.	4-0	P	P	P	P
Herron, Daniel	4-0	P	P	P	P
Hilton, Justin	3-0	P	P	P	NWT
Howard, Thomas	4-4	WLB	WLB	WLB	WLB
Huber, Kevin	4-0	P	P	P	P
Hudson, Otis	4-0	P	P	P	P
Hunter, Grant	4-0	P	P	P	P
Iloka, George	4-0	P	P	P	P
Johnson, Micah	4-0	P	P	P	P
Johnson, Michael	4-4	RDE	RDE	RDE	RDE
Jones, Adam	1-0	P	DNP	DNP	DNP
Jones, Marvin	4-0	P	P	P	P
Kirkpatrick, Dre	0-0	DNP	DNP	DNP	DNP
Lamur, Emmanuel	3-0	P	P	P	DNP
Lawson, Manny	4-4	SLB	SLB	SLB	SLB
Lee, Donald	4-3	P	2ndTE	TE	TE
Leonard, Brian	4-3	P	HB	HB	HB
Lewis-Harris, Chris	4-0	P	P	P	P
Maualuga, Rey	1-1	MLB	DNP	DNP	DNP
Mays, Taylor	4-3	SS	SS	P	SS
Meatoga, Vaughn	4-0	P	P	P	P
Miles, Jeromy	4-0	P	P	P	P
Moch, Dontay	4-0	P	P	P	P
Moore, Kashif	3-0	P	P	P	NWT
Muckelroy, Roddrick	4-3	P	MLB	MLB	MLB
Murphy, Matt	2-0	DNP	P	P	NWT
Nelson, Reggie	4-4	FS	FS	FS	FS
Newman, Terence	4-1	P	P	LCB	P
Nugent, Mike	4-0	P	P	P	P
O'Donnell, Matthew	4-0	P	P	P	P
Peerman, Cedric	4-0	P	P	P	P
Peko, Domata	4-4	NT	NT	NT	NT
Prater, Shaun	0-0	DNP	DNP	DNP	RI
Pressley, Chris	4-3	FB	P	FB	FB
Rey, Vincent	4-0	P	P	P	P
Robinson, Trevor	4-1	P	P	P	C
Robinson, Zac	4-0	P	P	P	P
Rogers, Taveon	3-0	P	P	P	RI
Roland, Dennis	4-0	P	P	P	P
Sands, Robert	2-0	P	P	DNP	RI
Sanu, Mohamed	4-0	P	P	P	P
Scott, Bernard	0-0	DNP	DNP	DNP	DNP
Shipley, Jordan	2-0	P	P	NWT	NWT
Sims, Pat	0-0	DNP	DNP	DNP	DNP
Skuta, Dan	4-0	P	P	P	P
Smith, Andre	4-4	ROT	ROT	ROT	ROT
Stephens, Reggie	4-0	P	P	P	P
Still, Devon	4-0	P	P	P	P
Tate, Brandon	4-0	P	P	P	P
Thompson, Brandon	4-0	P	P	P	P
Weber, Thomas	2-0	P	P	NWT	NWT
Whalen, Ryan	2-0	DNP	DNP	P	P
Wharton, Travelle	1-1	LG	DNP	DNP	RI
Whitworth, Andrew	4-4	LOT	LOT	LOT	LOT
Zeitler, Kevin	4-4	RG	RG	RG	RG

RECORDS

REGULAR-SEASON INDIVIDUAL RECORDS

The following are regular-season records. Postseason records can be found in the postseason portion of the team history section.

SERVICE

MOST SEASONS

16	Ken Anderson	1971-86
15	Ken Riley	1969-83
14	Reggie Williams	1976-89
13	Jim Breech	1980-92
13	Anthony Munoz	1980-92
13	Joe Walter	1985-97
13	Rich Braham	1994-2006

GAMES PLAYED/CAREER

207	Ken Riley	1969-83
206	Reggie Williams	1976-89
192	Ken Anderson	1971-86
188	Tim Krumrie	1983-94
185	Anthony Munoz	1980-92

CONSECUTIVE GAMES PLAYED

169	Lee Johnson	1988-98
149	Pat McInally	1976-85
137	Reggie Williams	1980-89
122	Tim Krumrie	1987-94
117	Tony McGee	1993-2001

SCORING

TOTAL POINTS

CAREER	1151	Jim Breech	1980-92
	779	Shayne Graham	2003-09
	660	Doug Pelfrey	1993-99
	549	Horst Muhlmann	1969-74
	420	Pete Johnson	1977-83
SEASON (total)	132	Mike Nugent	2011
	131	Shayne Graham	2005
	130	Shayne Graham	2007
	122	Shayne Graham	2004
	121	Doug Pelfrey	1995
SEASON (average per team game)	8.25	Mike Nugent (132 points/16 games)	2011
	8.19	Shayne Graham (131 points/16 games)	2005
	8.13	Shayne Graham (130 points/16 games)	2007
	7.93	Horst Muhlmann (111 points/14 games)	1972
	7.71	Horst Muhlmann (108 points/14 games)	1970
GAME	24	Larry Kinnebrew	Oct. 28, 1984 at Houston
	24	Corey Dillon	Dec. 4, 1997 vs. Tennessee
	21	Shayne Graham	Nov. 11, 2007 at Baltimore
	19	Horst Muhlmann	Nov. 8, 1970 at Buffalo
	19	Horst Muhlmann	Dec. 17, 1972 at Houston

TOUCHDOWNS

CAREER	70	Pete Johnson	1977-83
	66	Chad Johnson	2001-10
	64	James Brooks	1984-91
	64	Carl Pickens	1992-99
	53	Isaac Curtis	1973-84
SEASON	17	Carl Pickens	1995
	16	Pete Johnson	1981
	15	Pete Johnson	1979
	15	Ickey Woods	1988
	14	Pete Johnson	1983
	14	James Brooks	1988
GAME	4	Larry Kinnebrew	Oct. 28, 1984 at Houston
	4	Corey Dillon	Dec. 4, 1997 vs. Tennessee
	3	(many times, most recently Chad Johnson, Nov. 25, 2007 vs. Tennessee)	

MOST GAMES WITH AT LEAST ONE TOUCHDOWN

CONSECUTIVE	10	Carl Pickens	Nov. 27, 1994-Oct. 1, 1995
	9	A.J. Green	Sept. 16, 2012-Nov. 18, 2012
	8	T.J. Houshmandzadeh	Sept. 10-Nov. 4, 2007
	6	Stan Fritts	Nov. 17, 1975-Dec. 21, 1975
	6	Rudi Johnson	Nov. 6-Dec. 18, 2005

POINTS AFTER TOUCHDOWNS

CAREER	476	Jim Breech	1980-92
	248	Shayne Graham	2003-09
	201	Doug Pelfrey	1993-99
	189	Horst Muhlmann	1969-74
	130	Chris Bahr	1976-79
SEASON	56	Jim Breech	1988
	50	Jim Breech	1986
	49	Jim Breech	1981
	48	Jim Breech	1985
	47	Shayne Graham	2005
GAME	8	Jim Breech	Oct. 29, 1989 vs. Tampa Bay
	7	(six times; most recently Shayne Graham, Nov. 28, 2004 vs. Cleveland)	

FIELD GOALS

CAREER	225	Jim Breech	1980-92
	177	Shayne Graham	2003-09
	153	Doug Pelfrey	1993-99
	120	Horst Muhlmann	1969-74
	67	Mike Nugent	2010-12
SEASON (total)	33	Mike Nugent	2011
	31	Shayne Graham	2007
	29	Doug Pelfrey	1995
	28	Doug Pelfrey	1994
	28	Shayne Graham	2005
SEASON (average per team game)	2.06	Mike Nugent (33 field goals/16 games)	2011
	1.94	Shayne Graham (31 field goals/16 games)	2007
	1.93	Horst Muhlmann (27 field goals/14 games)	1972
	1.81	Doug Pelfrey (29 field goals/16 games)	1995
	1.78	Horst Muhlmann (25 field goals/14 games)	1970
GAME	7	Shayne Graham	Nov. 11, 2007 at Baltimore
	6	Doug Pelfrey	Nov. 6, 1994 at Seattle
	5	(six times; most recently Mike Nugent, Sept. 19, 2010 vs. Baltimore)	

CONSECUTIVE FIELD GOALS

21	Shayne Graham	2007
17	Shayne Graham	2005-06
14	Mike Nugent	2010-11
13	Jim Breech	1990
13	Doug Pelfrey	1993
13	Doug Pelfrey	1995
13	Shayne Graham	2004

LONGEST FIELD GOALS

55	Chris Bahr	Sept. 23, 1979 vs. Houston
55	Mike Nugent	Nov. 25, 2012 vs. Oakland
54	Doug Pelfrey	Dec. 24, 1994 vs. Philadelphia
54	Neil Rackers	Sept. 8, 2002 vs. San Diego
54	Mike Nugent	Sept. 12, 2010 at New England

FIELD GOAL PERCENTAGE

CAREER	86.76	Shayne Graham (177 made/204 att.)	2003-09
	83.75	Mike Nugent (67 made/80 att.)	2010-12
	77.27	Doug Pelfrey (153 made/198 att.)	1993-99
	71.88	Jim Breech (225 made/313 att.)	1980-92
	64.52	Horst Muhlmann (120 made/186 att.)	1969-74
	57.94	Chris Bahr (62 made/107 att.)	1976-79

NOTE: Minimum 75 attempts.

SEASON	91.18	Shayne Graham (31 made/34 att.)	2007
	88.00	Shayne Graham (22 made/25 att.)	2003
	87.50	Shayne Graham (28 made/32 att.)	2005
	87.50	Shayne Graham (21 made/24 att.)	2008
	87.10	Shayne Graham (27 made/31 att.)	2004

NOTE: Minimum one attempt per games in season.

CAREER FIELD GOAL PERCENTAGE BY DISTANCE

1-19 YARDS	96.55	Horst Muhlmann (28 made/29 att.)	1969-74

NOTE: Minimum 25 attempts.

20-29 YARDS	96.67	Shayne Graham (58 made/60 att.)	2003-09
	94.12	Doug Pelfrey (48 made/51 att.)	1993-99
	92.31	Jim Breech (84 made/91 att.)	1980-92
	78.13	Chris Bahr (25 made/32 att.)	1976-79

NOTE: Minimum 25 attempts.

30-39 YARDS	90.28	Shayne Graham (65 made/72 att.)	2003-09
	83.84	Jim Breech (83 made/99 att.)	1980-92
	78.13	Doug Pelfrey (50 made/64 att.)	1993-99

NOTE: Minimum 25 attempts.

40-49 YARDS	83.33	Shayne Graham (45 made/54 att.)	2003-09
	75.00	Mike Nugent (21 made/28 att.)	2010-12
	69.35	Doug Pelfrey (43 made/62 att.)	1993-99
	50.55	Jim Breech (46 made/91 att.)	1980-92

NOTE: Minimum 25 attempts.

50+ YARDS	47.06	Doug Pelfrey (eight made/17 att.)	1993-99
	43.75	Shayne Graham (seven made/16 att.)	2003-09
	41.67	Chris Bahr (five made/12 att.)	1976-79

NOTE: Minimum 10 attempts.

SAFETIES

CAREER	2	Reggie Williams	1976-89
	2	Alfred Williams	1991-94

RUSHING

TOTAL RUSHING ATTEMPTS

CAREER	1865	Corey Dillon	1997-2003
	1441	Rudi Johnson	2001-07
	1402	Pete Johnson	1977-83
	1344	James Brooks	1984-91
	1109	Cedric Benson	2008-11
SEASON	361	Rudi Johnson	2004
	341	Rudi Johnson	2006
	340	Corey Dillon	2001
	337	Rudi Johnson	2005
	321	Cedric Benson	2010
GAME	43	Rudi Johnson	Nov. 9, 2003 vs. Houston
	39	Corey Dillon	Dec. 4, 1997 vs. Tennessee
	38	Pete Johnson	Dec. 4, 1983 at Pittsburgh
	38	Cedric Benson	Dec. 21, 2008 at Cleveland
	37	Cedric Benson	Oct. 25, 2009 vs. Chicago

RUSHING YARDS

CAREER	8061	Corey Dillon	1997-2003
	6447	James Brooks	1984-91
	5742	Rudi Johnson	2001-07
	5421	Pete Johnson	1977-83
	4176	Cedric Benson	2008-11
SEASON	1458	Rudi Johnson	2005
	1454	Rudi Johnson	2004
	1435	Corey Dillon	2000
	1315	Corey Dillon	2001
	1311	Corey Dillon	2002
GAME	278	Corey Dillon	Oct. 22, 2000 vs. Denver
	246	Corey Dillon	Dec. 4, 1997 vs. Tennessee
	216	Corey Dillon	Dec. 3, 2000 vs. Arizona
	202	Rudi Johnson	Nov. 28, 2004 vs. Cleveland
	201	James Brooks	Dec. 23, 1990 vs. Houston

AVERAGE YARDS PER RUSHING ATTEMPT

CAREER	4.80	James Brooks (6447 yards/1344 att.)	1984-91
	4.55	Essex Johnson (3070 yards/675 att.)	1968-75
	4.32	Corey Dillon (8061 yards/1865 att.)	1997-2003
	4.06	Archie Griffin (2808 yards/691 att.)	1976-83
	4.04	Larry Kinnebrew (2582 yards/639 att.)	1983-87

NOTE: Minimum 500 attempts.

RUSHING TOUCHDOWNS

CAREER	64	Pete Johnson	1977-83
	48	Rudi Johnson	2001-07
	45	Corey Dillon	1997-2003
	37	Larry Kinnebrew	1983-87
	37	James Brooks	1984-91
SEASON	15	Ickey Woods	1988
	14	Pete Johnson	1979
	14	Pete Johnson	1983
	12	Pete Johnson	1981
	12	Rudi Johnson	2004
	12	Rudi Johnson	2005
	12	Rudi Johnson	2006
GAME	4	Corey Dillon	Dec. 4, 1997 vs. Tennessee
	3	(many times; most recently Kenny Watson, Oct. 21, 2007 vs. N.Y. Jets)	

LONGEST RUSHES

96-td	Corey Dillon	Oct. 28, 2001 at Detroit
87-td	Paul Robinson	Oct. 27, 1968 at Oakland
86-td	Essex Johnson	Dec. 5, 1971 at Cleveland
83	Jess Phillips	Nov. 2, 1969 vs. Oakland
80-td	Warren McVea	Sept. 22, 1968 vs. Buffalo
80-td	Corey Dillon	Oct. 8, 2000 vs. Tennessee

MOST 100-YARD GAMES

CAREER	28	Corey Dillon	1997-2003
	19	Rudi Johnson	2001-07
	17	James Brooks	1984-91
	15	Cedric Benson	2008-11
	14	Pete Johnson	1977-83
SEASON	6	Cedric Benson	2009
	5	Ickey Woods	1988
	5	James Brooks	1989
	5	Harold Green	1992
	5	Corey Dillon	1999
	5	Corey Dillon	2000
	5	Corey Dillon	2002
	5	Rudi Johnson	2004
	5	Rudi Johnson	2006
CONSECUTIVE	4	Paul Robinson	1968 (Games 8-11)
	3	Pete Johnson	1980 (Games 13-15)
	3	Corey Dillon	1997 (Games 13-15)
	3	Corey Dillon	1999 (Games 12-14)
	3	BenJarvus Green-Ellis	2012 (Games 10-12)

PASSING

TOTAL PASSING ATTEMPTS

CAREER	4475	Ken Anderson	1971-86
	3564	Boomer Esiason	1984-92, 97
	3217	Carson Palmer	2003-10
	2221	Jeff Blake	1994-99
	1707	Jon Kitna	2001-05
SEASON	586	Carson Palmer	2010
	581	Jon Kitna	2001
	575	Carson Palmer	2007
	567	Jeff Blake	1995
	549	Jeff Blake	1996
GAME	68	Jon Kitna	Dec. 30, 2001 vs. Pittsburgh
	56	Ken Anderson	Dec. 20, 1982 at San Diego
	54	Boomer Esiason	Dec. 25, 1989 at Minnesota
	53	Boomer Esiason	Nov. 22, 1987 vs. Pittsburgh
	52	(four times; most recently Carson Palmer, Nov. 18, 2007 vs. Arizona.)	

COMPLETIONS

CAREER	2654	Ken Anderson	1971-86
	2024	Carson Palmer	2003-10
	2015	Boomer Esiason	1984-92, 97
	1240	Jeff Blake	1994-99
	1009	Jon Kitna	2001-05
SEASON (total)	373	Carson Palmer	2007
	362	Carson Palmer	2010
	345	Carson Palmer	2005
	329	Andy Dalton	2012
	326	Jeff Blake	1995
SEASON (average per team game)	24.22	Ken Anderson (218 comp./nine games)	1982
	23.31	Carson Palmer (373 comp./16 games)	2007
	22.63	Carson Palmer (362 comp./16 games)	2010
	21.56	Carson Palmer (345 comp./16 games)	2005
	20.56	Andy Dalton (329 comp./16 games)	2012
GAME	40	Ken Anderson	Dec. 20, 1982 at San Diego
	37	Carson Palmer	Nov. 18, 2007 vs. Arizona
	36	Carson Palmer	Oct. 24, 2010 at Atlanta
	35	Jon Kitna	Dec. 30, 2001 vs. Pittsburgh
	34	Carson Palmer	Sept. 12, 2010 at New England

COMPLETION PERCENTAGE

CAREER	62.92	Carson Palmer (2024 comp./3217 att.)	2003-10
	60.25	Andy Dalton (629 comp./1044 att.)	2011-12
	59.31	Ken Anderson (2654 comp./4475 att.)	1971-86
	59.11	Jon Kitna (1009 comp./1707 att.)	2001-05
	56.54	Boomer Esiason (2015 comp./3564 att.)	1984-92, 97
	56.36	Virgil Carter (328 comp./582 att.)	1970-73

NOTE: Minimum 500 attempts.

SEASON	70.55	Ken Anderson (218 comp./309 att.)	1982
	67.78	Carson Palmer (345 comp./509 att.)	2005
	66.67	Ken Anderson (198 comp./297 att.)	1983
	64.94	Ken Anderson (213 comp./328 att.)	1974
	64.87	Carson Palmer (373 comp./575 att.)	2007

NOTE: Minimum 14 attempts per games in season.

GAME	90.91	Ken Anderson (20/22)	Nov. 10, 1974 vs. Pittsburgh
	87.10	Ken Anderson (27/31)	Jan. 2, 1983 at Houston
	86.96	Turk Schonert (20/23)	Nov. 25, 1984 vs. Atlanta
	84.21	Carson Palmer (32/38)	Nov. 25, 2007 vs. Tennessee
	83.33	Carson Palmer (20/24)	Oct. 25, 2009 vs. Chicago

NOTE: Minimum 20 attempts.

PASSING YARDS

CAREER	32,838	Ken Anderson	1971-86
	27,149	Boomer Esiason	1984-92, 97
	22,694	Carson Palmer	2003-10
	15,134	Jeff Blake	1994-99
	10,707	Jon Kitna	2001-05
SEASON (total)	4131	Carson Palmer	2007
	4035	Carson Palmer	2006
	3970	Carson Palmer	2010
	3959	Boomer Esiason	1986
	3836	Carson Palmer	2005
SEASON (average per team game)	277.22	Ken Anderson (2495 yards/nine games)	1982
	258.19	Carson Palmer (4131 yards/16 games)	2007
	252.19	Carson Palmer (4035 yards/16 games)	2006
	248.13	Carson Palmer (3970 yards/16 games)	2010
	247.44	Boomer Esiason (3959 yards/16 games)	1986

NOTE: Minimum average of 14 attempts per games in season.

GAME	490	Boomer Esiason	Oct. 7, 1990 at L.A. Rams
	447	Ken Anderson	Nov. 17, 1975 vs. Buffalo
	440	Carson Palmer	Nov. 12, 2006 vs. San Diego
	425	Boomer Esiason	Dec. 21, 1986 vs. N.Y. Jets
	416	Ken Anderson	Dec. 20, 1982 at San Diego

AVERAGE YARDS PER PASSING ATTEMPT

CAREER	7.62	Boomer Esiason (27,149 yards/3564 att.)	1984-92, 97
	7.34	Ken Anderson (32,838 yards/4475 att.)	1971-86
	7.05	Carson Palmer (22,694 yards/3217 att.)	2003-10
	6.81	Jeff Blake (15,134 yards/2221 att.)	1994-99
	6.77	Andy Dalton (7067 yards/1044 att.)	2011-12
	6.62	Virgil Carter (3850 yards/582 att.)	1970-73

NOTE: Minimum 500 attempts.

SEASON	9.41	Greg Cook (1854 yards/197 att.)	1969
	9.21	Boomer Esiason (3572 yards/388 att.)	1988
	8.44	Boomer Esiason (3959 yards/469 att.)	1986
	8.41	Ken Anderson (3169 yards/377 att.)	1975
	8.13	Ken Anderson (2667 yards/328 att.)	1974

NOTE: Minimum 14 attempts per games in season.

TOUCHDOWN PASSES

CAREER	197	Ken Anderson	1971-86
	187	Boomer Esiason	1984-92, 97
	154	Carson Palmer	2003-10
	93	Jeff Blake	1994-99
	59	Jon Kitna	2001-05
SEASON	32	Carson Palmer	2005
	29	Ken Anderson	1981
	28	Boomer Esiason	1988
	28	Boomer Esiason	1989
	28	Jeff Blake	1995
	28	Carson Palmer	2006
GAME	6	Carson Palmer	Sept. 16, 2007 at Cleveland
	5	Boomer Esiason	Dec. 21, 1986 vs. N.Y. Jets
	5	Boomer Esiason	Oct. 29, 1989 vs. Tampa Bay
	5	Carson Palmer	Oct. 25, 2009 vs. Chicago
	4	(many times, most recently Andy Dalton, Nov. 11, 2012 vs. N.Y. Giants)	

PASSES HAD INTERCEPTED

CAREER	160	Ken Anderson	1971-86
	131	Boomer Esiason	1984-92, 97
	100	Carson Palmer	2003-10
	62	Jeff Blake	1994-99
	59	Jon Kitna	2001-05
SEASON	22	Ken Anderson	1978
	22	Boomer Esiason	1990
	22	Jon Kitna	2001
	20	Carson Palmer	2007
	20	Carson Palmer	2010
GAME	5	Boomer Esiason	Oct. 16, 1988 at New England
	4	(eight times; most recently Carson Palmer, Nov. 18, 2007 vs. Arizona)	

PASSER RATING

CAREER	86.9	Carson Palmer	2003-10
	83.9	Andy Dalton	2011-12
	83.1	Boomer Esiason	1984-92, 97
	81.9	Ken Anderson	1971-86
	79.3	Jeff Blake	1994-99
	74.9	Virgil Carter	1970-73

NOTE: Minimum 500 attempts.

SEASON	101.1	Carson Palmer	2005
	98.4	Ken Anderson	1981
	97.4	Boomer Esiason	1988
	95.7	Ken Anderson	1974
	95.3	Ken Anderson	1982

NOTE: Minimum 14 attempts per games in season.

LONGEST PASSES

94-td	Ken Anderson to Billy Brooks	Nov. 13, 1977 at Minnesota
90-td	Virgil Carter to Speedy Thomas	Sept. 19, 1971 vs. Philadelphia
88-td	Jeff Blake to Darnay Scott	Sept. 17, 1995 at Seattle
86-td	Boomer Esiason to Eddie Brown	Nov. 6, 1988 vs. Pittsburgh
85-td	Ken Anderson to Isaac Curtis	Dec. 12, 1976 at N.Y. Jets

MOST 300-YARD GAMES

CAREER	23	Boomer Esiason	1984-92, 97
	19	Ken Anderson	1971-86
	17	Carson Palmer	2003-10
	8	Jeff Blake	1994-99
	5	Jon Kitna	2001-05
	5	Andy Dalton	2011-12
SEASON	5	Boomer Esiason	1987
	5	Carson Palmer	2007
	4	Ken Anderson	1982
	4	Boomer Esiason	1985
	4	Boomer Esiason	1989
	4	Carson Palmer	2010
CONSECUTIVE	3	Ken Anderson	1984 (Games 1-3)
	2	(many times, most recently Andy Dalton, 2012, Games 2-3)	

RECEIVING

TOTAL RECEPTIONS

CAREER	751	Chad Johnson	2001-10
	530	Carl Pickens	1992-99
	507	T.J. Houshmandzadeh	2001-08
	417	Cris Collinsworth	1981-88
	416	Isaac Curtis	1973-84
SEASON	112	T.J. Houshmandzadeh	2007
	100	Carl Pickens	1996
	99	Carl Pickens	1995
	97	Chad Johnson	2005
	97	A.J. Green	2012
GAME	13	Carl Pickens	Oct. 11, 1998 vs. Pittsburgh
	12	(nine times; most recently Jerome Simpson, Jan. 2, 2011 at Baltimore)	

RECEIVING YARDS

CAREER	10,783	Chad Johnson	2001-10
	7101	Isaac Curtis	1973-84
	6887	Carl Pickens	1992-99
	6698	Cris Collinsworth	1981-88
	6134	Eddie Brown	1985-91
SEASON	1440	Chad Johnson	2007
	1432	Chad Johnson	2005
	1369	Chad Johnson	2006
	1355	Chad Johnson	2003
	1350	A.J. Green	2012
GAME	260	Chad Johnson	Nov. 12, 2006 vs. San Diego
	222	Terrell Owens	Oct. 3, 2010 at Cleveland
	216	Eddie Brown	Nov. 6, 1988 vs. Pittsburgh
	209	Chad Johnson	Sept. 16, 2007 at Cleveland
	206	Cris Collinsworth	Oct. 2, 1983 vs. Baltimore

AVERAGE YARDS PER RECEPTION

CAREER	17.07	Isaac Curtis (7101 yards/416 rec.)	1973-84
	16.90	Eddie Brown (6134 yards/363 rec.)	1985-91
	16.68	Tim McGee (4703 yards/282 rec.)	1986-92, 94-95
	16.06	Cris Collinsworth (6698 yards/417 rec.)	1981-88
	15.48	Darnay Scott (5975 yards/386 rec.)	1994-2001

NOTE: Minimum 100 receptions.

SEASON	24.02	Eddie Brown (1273 yards/53 rec.)	1988
	22.57	Bob Trumpy (835 yards/37 rec.)	1969
	21.38	Eric Crabtree (855 yards/40 rec.)	1969
	21.23	Isaac Curtis (934 yards/44 rec.)	1975
	21.10	Isaac Curtis (633 yards/30 rec.)	1974

NOTE: Minimum 30 receptions.

RECEIVING TOUCHDOWNS

CAREER	66	Chad Johnson	2001-10
	63	Carl Pickens	1992-99
	53	Isaac Curtis	1973-84
	41	Eddie Brown	1985-91
	37	T.J. Houshmandzadeh	2001-08
SEASON	17	Carl Pickens	1995
	12	Carl Pickens	1996
	12	T.J. Houshmandzadeh	2007
	11	Carl Pickens	1994
	11	A.J. Green	2012
GAME	3	(many times, most recently Chad Johnson, Nov. 25, 2007 vs. Tennessee)	

LONGEST RECEPTIONS

94-td	Billy Brooks from Ken Anderson	Nov. 13, 1977 at Minnesota
90-td	Speedy Thomas from Virgil Carter	Sept. 19, 1971 vs. Philadelphia
88-td	Darnay Scott from Jeff Blake	Sept. 17, 1995 at Seattle
86-td	Eddie Brown from Boomer Esiason	Nov. 6, 1988 vs. Pittsburgh
85-td	Isaac Curtis from Ken Anderson	Dec. 12, 1976 at N.Y. Jets

MOST 100-YARD GAMES

CAREER	31	Chad Johnson	2001-10
	20	Isaac Curtis	1973-84
	19	Carl Pickens	1992-99
	18	Cris Collinsworth	1981-88
	14	Eddie Brown	1985-91
SEASON	5	Eddie Brown	1988
	5	Tim McGee	1989
	5	Carl Pickens	1994
	5	Carl Pickens	1995
	5	Chad Johnson	2002
	5	Chad Johnson	2003
	5	Chad Johnson	2007
	5	A.J. Green	2012
CONSECUTIVE	4	Carl Pickens	1994 (Games 10-13)
	3	Isaac Curtis	1973 (Games 13-14) to '74 (Game 1)
	3	Chad Johnson	2002 (Games 9-11)
	3	Chad Johnson	2006 (Games 9-11)
	3	T.J. Houshmandzadeh	2007 (Games 3-5)

PUNTING

TOTAL PUNTS

CAREER	746	Lee Johnson	1988-98
	700	Pat McInally	1976-85
	379	Kyle Larson	2004-08
	324	Kevin Huber	2009-12
	285	Dave Lewis	1970-73
SEASON	100	Kyle Larson	2008
	94	Daniel Pope	2000
	91	Pat McInally	1978
	91	Kevin Huber	2011
	90	Lee Johnson	1993
GAME	11	Lee Johnson	Nov. 2, 1997 vs. San Diego
	11	Kyle Larson	Nov. 16, 2008 vs. Philadelphia
	11	Kyle Larson	Nov. 30, 2008 vs. Baltimore

PUNTING YARDS

CAREER	32,196	Lee Johnson	1988-98
	29,307	Pat McInally	1976-85
	15,900	Kyle Larson	2004-08
	14,268	Kevin Huber	2009-12
	12,447	Dave Lewis	1970-73
SEASON (total)	4023	Kevin Huber	2011
	3954	Lee Johnson	1993
	3945	Kyle Larson	2008
	3919	Pat McInally	1978
	3775	Daniel Pope	2000
SEASON (average per team game)	260.79	Dave Lewis (3651 yards/14 games)	1970
	251.44	Kevin Huber (4023 yards/16 games)	2011
	247.13	Lee Johnson (3954 yards/16 games)	1993
	246.56	Kyle Larson (3945 yards/16 games)	2008
	244.94	Pat McInally (3919 yards/16 games)	1978
GAME	483	Dave Lewis	Sept. 26, 1971 at Pittsburgh
	480	Kyle Larson	Nov. 30, 2008 vs. Baltimore
	474	Lee Johnson	Nov. 2, 1997 vs. San Diego
	465	Scott Fulhage	Oct. 4, 1987 vs. San Diego
	443	Daniel Pope	Oct. 15, 2000 at Pittsburgh

AVERAGE YARDS PER PUNT

CAREER	44.04	Kevin Huber (14,268 yards/324 punts)	2009-12
	43.67	Dave Lewis (12,447 yards/285 punts)	1970-73
	43.16	Lee Johnson (32,196 yards/746 punts)	1988-98
	41.95	Kyle Larson (15,900 yards/379 punts)	2004-08
	41.87	Pat McInally (29,307 yards/700 punts)	1976-85
	41.46	Dale Livingston (5805 yards/140 punts)	1968-69

NOTE: Minimum 100 punts.

SEASON	46.58	Kevin Huber (3540 yards/76 punts)	2012
	46.22	Dave Lewis (3651 yards/79 punts)	1970
	45.44	Pat McInally (3272 yards/72 punts)	1981
	45.38	Lee Johnson (3630 yards/80 punts)	1996
	44.85	Dave Lewis (3229 yards/72 punts)	1971

NOTE: Minimum 40 punts.

GAME	63.00	Will Brice (189 yds./three punts)	Sept. 12, 1999 at Tennessee
	55.67	Pat McInally (167 yds./three punts)	Sept. 27, 1981 vs. Buffalo
	55.00	Lee Johnson (220 yds./four punts)	Oct. 24, 1993 at Houston
	54.80	Pat McInally (274 yds./five punts)	Oct. 21, 1979 at Cleveland
	53.83	Dave Lewis (323 yds./six punts)	Dec. 6, 1970 at San Diego

NOTE: Minimum three punts.

NET YARDS PER PUNT

CAREER	38.9	Kevin Huber	2009-12
	38.4	Dave Lewis	1970-73
	36.8	Dale Livingston	1968-69
	35.7	Kyle Larson	2004-08
	35.3	Lee Johnson	1988-98
	34.0	Pat McInally	1976-85

NOTE: Minimum 100 punts.

SEASON	42.0	Kevin Huber	2012
	39.3	Dale Livingston	1968
	39.2	Kevin Huber	2011
	39.0	Dave Lewis	1970
	38.6	Lee Johnson	1995
	38.6	Kyle Larson	2006

NOTE: Minimum 40 punts.

GAME	51.3	Lee Johnson	Nov. 6, 1994 at Seattle
	50.3	Kyle Larson	Dec. 9, 2007 vs. St. Louis
	48.7	Kevin Huber	Nov. 18, 2012 at Kansas City
	48.3	Kevin Huber	Dec. 23, 2012 at Pittsburgh
	48.0	Lee Johnson	Dec. 14, 1997 vs. Dallas

NOTE: Minimum three punts.

INSIDE-20 PUNTS

(SINCE 1976)

CAREER	186	Lee Johnson	1988-98
	157	Pat McInally	1976-85
	109	Kyle Larson	2004-08
	109	Kevin Huber	2009-12
	37	Nick Harris	2001-03
SEASON	33	Kevin Huber	2012
	28	Kyle Larson	2008
	28	Kevin Huber	2010
	27	Lee Johnson	1997
	26	Lee Johnson	1995
	26	Kyle Larson	2006
GAME	6	Lee Johnson	Nov. 2, 1997 vs. San Diego
	5	Pat McInally	Oct. 5, 1980 at Green Bay
	5	Pat McInally	Oct. 21, 1984 vs. Cleveland
	5	Kevin Huber	Sept. 13, 2009 vs. Denver
	5	Kevin Huber	Sept. 26, 2010 at Carolina

LONGEST PUNTS

75	Kyle Larson	Oct. 9, 2005 at Jacksonville
73	Brad Costello	Dec. 13, 1998 at Indianapolis
72	Will Brice	Sept. 12, 1999 at Tennessee
72	Kevin Huber	Oct. 10, 2010 vs. Tampa Bay
71	Kevin Huber	Oct. 9, 2011 at Jacksonville

PUNT RETURNS

TOTAL PUNT RETURNS

CAREER	140	Mike Martin	1983-89
	130	Lemar Parrish	1970-77
	91	Tommy Casanova	1972-77
	72	Keiwan Ratliff	2004-07, '09-10
	72	Brandon Tate	2011-12
SEASON	51	Brandon Tate	2011
	43	Patrick Robinson	1993
	40	Quan Cosby	2009
	34	Craig Yeast	2000
	32	Vaughn Lusby	1979
	32	Mike Martin	1985
GAME	7	Tony Davis	Nov. 27, 1977 vs. N.Y. Giants
	7	Craig Yeast	Sept. 10, 2000 vs. Cleveland
	7	Brandon Tate	Oct. 2, 2011 vs. Buffalo
	6	(six times; most recently Craig Yeast, Sept. 17, 2000 at Jacksonville)	

PUNT RETURN YARDS

CAREER	1381	Mike Martin	1983-89
	1201	Lemar Parrish	1970-77
	784	Tommy Casanova	1972-77
	730	Brandon Tate	2011-12
	699	Quan Cosby	2009-10
SEASON	543	Brandon Tate	2011
	474	Quan Cosby	2009
	376	Mike Martin	1984
	338	Lemar Parrish	1974
	307	Corey Sawyer	1994
GAME	126	T.J. Houshmandzadeh	Nov. 25, 2001 at Cleveland
	114	Quan Cosby	Sept. 20, 2009 at Green Bay
	106	Tommy Casanova	Oct. 8, 1972 vs. Denver
	100	Carl Pickens	Sept. 20, 1992 at Green Bay
	95	Lemar Parrish	Oct. 6, 1974 vs. Washington

AVERAGE YARDS PER PUNT RETURN

CAREER	10.14	Brandon Tate (730 yards/72 ret.)	2011-12
	9.99	Quan Cosby (699 yards/70 ret.)	2009-10
	9.86	Mike Martin (1381 yards/140 ret.)	1983-89
	9.74	Peter Warrick (526 yards/54 ret.)	2000-04
	9.64	Corey Sawyer (482 yards/50 ret.)	1994-98
	9.24	Lemar Parrish (1201 yards/130 ret.)	1970-77

NOTE: Minimum 50 returns.

SEASON	18.778	Lemar Parrish (338 yards/18 ret.)	1974
	15.667	Mike Martin (376 yards/24 ret.)	1984
	11.850	Quan Cosby (474 yards/40 ret.)	2009
	11.808	Corey Sawyer (307 yards/26 ret.)	1994
	11.579	Tony Davis (220 yards/19 ret.)	1977
	11.577	Adam Jones (301 yards/26 ret.)	2012

NOTE: Minimum 1.25 returns per game in season.

PUNT RETURNS FOR TOUCHDOWNS

CAREER	4	Lemar Parrish	1970-77
	2	Mitchell Price	1990-93
	2	Craig Yeast	1999-2000
	2	Peter Warrick	2000-04
SEASON	2	Lemar Parrish	1974
	2	Craig Yeast	1999
	1	(many times, most recently Adam Jones, 2012)	
GAME	1	(many times, most recently Adam Jones, Sept. 16, 2012 vs. Cleveland)	

LONGEST PUNT RETURNS

95-td	Carl Pickens	Sept. 20, 1992 at Green Bay
90-td	Lemar Parrish	Oct. 6, 1974 vs. Washington
86-td	Craig Yeast	Nov. 21, 1999 vs. Baltimore
86	T.J. Houshmandzadeh	Nov. 25, 2001 at Cleveland
82-td	Corey Sawyer	Sept. 25, 1994 at Houston
82-td	Peter Warrick	Dec. 17, 2000 vs. Jacksonville

KICKOFF RETURNS

TOTAL KICKOFF RETURNS

CAREER	146	Tremain Mack	1997-2000
	136	Stanford Jennings	1984-90
	122	Glenn Holt	2006-08
	115	Eric Ball	1989-94
	109	Brandon Bennett	1998-2003
SEASON	64	Tab Perry	2005
	59	Glenn Holt	2007
	56	Bernard Scott	2010
	55	Deacon Turner	1979
	53	Brandon Bennett	2003
GAME	8	Eric Bieniemy	Nov. 30, 1997 at Philadelphia
	8	Tab Perry	Nov. 20, 2005 vs. Indianapolis
	7	(many times, most recently Chris Perry, Nov. 12, 2006 vs. San Diego)	

KICKOFF RETURN YARDS

CAREER	3583	Tremain Mack	1997-2000
	2961	Glenn Holt	2006-08
	2752	Stanford Jennings	1984-90
	2498	Brandon Bennett	1998-2003
	2474	Eric Ball	1989-94
SEASON	1562	Tab Perry	2005
	1432	Glenn Holt	2007
	1382	Tremain Mack	1999
	1257	Bernard Scott	2010
	1231	Brandon Bennett	2002
GAME	228	Brandon Bennett	Nov. 10, 2002 at Baltimore
	212	Tremain Mack	Nov. 1, 1998 vs. Denver
	206	Bernard Scott	Nov. 15, 2009 at Pittsburgh
	201	Eric Bieniemy	Oct. 26, 1997 at N.Y. Giants
	197	Tab Perry	Dec. 4, 2005 at Pittsburgh

AVERAGE YARDS PER KICKOFF RETURN

CAREER	24.66	Lemar Parrish (1504 yards/61 ret.)	1970-77
	24.54	Tremain Mack (3583 yards/146 ret.)	1997-2000
	24.48	Bernard Scott (1787 yards/73 ret.)	2009-12
	24.27	Glenn Holt (2961 yards/122 ret.)	2006-08
	24.23	Brandon Tate (1793 yards/74 ret.)	2011-12
	23.94	Bernard Jackson (2298 yards/96 ret.)	1972-76
	23.68	Tab Perry (1776 yards/75 ret.)	2005-07

NOTE: Minimum 50 returns.

SEASON	27.10	Tremain Mack (1382 yards/51 ret.)	1999
	25.89	Tremain Mack (1165 yards/45 ret.)	1998
	25.37	Willie Shelby (761 yards/30 ret.)	1976
	25.12	Brandon Bennett (1231 yards/49 ret.)	2002
	24.84	Brandon Tate (795 yards/32 ret.)	2012
	24.76	Bernard Jackson (520 yards/21 ret.)	1973

NOTE: Minimum 1.25 returns per games in season.

KICKOFF RETURNS FOR TOUCHDOWNS

CAREER	2	Tremain Mack 1997-2000
SEASON	1	(many times, most recently Bernard Scott, 2009)
GAME	1	(many times, most recently Bernard Scott, Nov. 15, 2009 at Pittsburgh)

LONGEST KICKOFF RETURNS

102-td	Eric Bieniemy	Oct. 26, 1997 at N.Y. Giants
100-td	Glenn Holt	Nov. 4, 2007 at Buffalo
99-td	Tremain Mack	Nov. 14, 1999 vs. Tennessee
98-td	Stanford Jennings	Nov. 13, 1988 at Kansas City
97-td	Willie Shelby	Oct. 3, 1976 at Cleveland
97-td	Tremain Mack	Sept. 27, 1998 at Baltimore
96-td	Bernard Scott	Nov. 15, 2009 at Pittsburgh
95-td	Lemar Parrish	Nov. 8, 1970 at Buffalo
94	Tim McGee	Oct. 23, 1986 vs. Minnesota
94-td	Brandon Bennett	Nov. 10, 2002 at Baltimore
94	Tab Perry	Dec. 4, 2005 at Pittsburgh

INTERCEPTIONS

TOTAL INTERCEPTIONS

CAREER	65	Ken Riley 1969-83
	33	Louis Breeden 1978-87
	31	David Fulcher 1986-92
	25	Lemar Parrish 1970-77
	22	Leon Hall 2007-12
SEASON	10	Deltha O'Neal 2005
	9	Ken Riley 1976
	8	Ken Riley 1983
	8	David Fulcher 1989
	8	Ashley Ambrose 1996
	8	Tory James 2004
GAME	3	Lemar Parrish ..... Dec. 17, 1972 at Houston
	3	Ken Riley ..... Dec. 12, 1976 at N.Y. Jets
	3	Louis Breeden ..... Dec. 14, 1980 at Chicago
	3	Ken Riley ..... Nov. 28, 1982 vs. L.A. Raiders
	3	David Fulcher ..... Oct. 1, 1989 at Kansas City
	3	David Fulcher ..... Dec. 17, 1989 vs. Houston
	3	Deltha O'Neal ..... Sept. 18, 2005 vs. Minnesota
	3	Leon Hall ..... Dec. 21, 2008 at Cleveland

INTERCEPTION RETURN YARDS

CAREER	596	Ken Riley 1969-83
	558	Louis Breeden 1978-87
	354	Lemar Parrish 1970-77
	305	Ray Griffin 1978-84
	289	Darryl Williams 1992-95, 2000-01
SEASON	167	Ray Griffin 1979
	145	Louis Breeden 1981
	141	Ken Riley 1976
	126	Darryl Williams 1993
	121	Ray Horton 1983
GAME	107	James Francis ..... Nov. 22, 1992 vs. Detroit
	102	Louis Breeden ..... Nov. 8, 1981 at San Diego
	102	Artrell Hawkins ..... Nov. 3, 2002 at Houston
	97	Darryl Williams ..... Nov. 7, 1993 vs. Pittsburgh
	96	Ray Griffin ..... Nov. 11, 1979 vs. San Diego

LONGEST INTERCEPTION RETURNS

102-td	Louis Breeden	Nov. 8, 1981 at San Diego
102-td	Artrell Hawkins	Nov. 3, 2002 at Houston
97-td	Darryl Williams	Nov. 7, 1993 vs. Pittsburgh
96-td	Ray Griffin	Nov. 11, 1979 vs. San Diego
75-td	Reggie Nelson	Oct. 30, 2011 at Seattle

INTERCEPTION RETURNS FOR TOUCHDOWNS

CAREER	5	Ken Riley 1969-83
	4	Lemar Parrish 1970-77
	3	Ray Griffin 1978-84
	3	James Griffin 1983-85
	3	James Francis 1990-98
	3	Johnathan Joseph 2006-10
SEASON	2	Lemar Parrish 1972
	2	Tommy Casanova 1976
	2	Scott Perry 1978
	2	Ray Griffin 1980
	2	Ken Riley 1983
GAME	2	Lemar Parrish ..... Dec. 17, 1972 at Houston

SACKS

TOTAL SACKS

(SINCE 1976)

CAREER	83.5	Eddie Edwards 1977-88
	62.5	Reggie Williams 1976-89
	59.0	Ross Browner 1978-86
	43.5	Justin Smith 2001-07
	34.5	Tim Krumrie 1983-94
SEASON	22.0	Coy Bacon 1976
	13.0	Eddie Edwards 1983
	12.5	Geno Atkins 2012
	12.0	Eddie Edwards 1980
	11.5	Michael Johnson 2012
GAME	5.0	Eddie Edwards ..... Dec. 21, 1980 vs. Cleveland
	5.0	Antwan Odom ..... Sept. 20, 2009 at Green Bay
	4.0	Alfred Williams ..... Oct. 16, 1994 at Pittsburgh
	3.5	Gerald Dixon ..... Dec. 21, 1997 vs. Baltimore
	3.0	(many times; most recently Michael Johnson, Sept. 23, 2012 at Washington)

REGULAR-SEASON TEAM RECORDS

WINS/LOSSES

GAMES WON

SEASON	12	1981
	12	1988
	11	1975
	11	2005
	10	(five times; most recently 2012)

HIGHEST WINNING PERCENTAGE

SEASON	.786	1975 (11-3)
	.750	1981 (12-4)
	.750	1988 (12-4)
	.714	1973 (10-4)
	.714	1976 (10-4)

CONSECUTIVE GAMES WON

ALL GAMES	8	1970 (Games 8-14) and 1971 (Game 1)
	7	1973 (Games 9-14) and 1974 (Game 1)
ONE SEASON	7	1970 (Games 8-14)
	6	1973 (Games 9-14)
	6	1975 (Games 1-6)
	6	1988 (Games 1-6)
HOME GAMES	10	1988 (eight) and 1989 (two)
	9	1975 (three) and 1976 (six)
	8	1973 (seven) and 1974 (one)
ROAD GAMES	5	2008 (one) and 2009 (four)
	4	(five times; most recently 2012)

GAMES LOST

SEASON	14	2002
	13	(four times, most recently 1998)

LOWEST WINNING PERCENTAGE

SEASON	.125 (2-14)	2002
	.188 (3-13)	(four times, most recently 1998)

CONSECUTIVE GAMES LOST

ALL GAMES	11	1992 (Game 16) and 1993 (Games 1-10)
	10	2010 (Games 4-13)
	9	1977 (Game 14) and 1978 (Games 1-8)
	9	1993 (Game 16) and 1994 (Games 1-8)
	9	1998 (Games 6-14)
HOME GAMES	11	1998 (five) and 1999 (six)
	7	2002
	6	1987
	6	1992 (one) and 1993 (five)
ROAD GAMES	15	1992 (three), 1993 (eight) and 1994 (four)
	10	1979 (eight) and 1980 (two)
	10	1990 (two) and 1991 (eight)
ONE SEASON	10	1993 (Games 1-10)
	10	2010 (Games 4-13)
	9	1998 (Games 6-14)
	8	(four times, most recently 2008, Games 1-8)

SCORING

POINTS SCORED

SEASON	448	1988
	441	1985
	421	1981
	421	2005
	409	1986
GAME	61	Dec. 17, 1972 at Houston
	61	Dec. 17, 1989 vs. Houston
	58	Nov. 28, 2004 vs. Cleveland
	56	Oct. 29, 1989 vs. Tampa Bay
	55	Nov. 6, 1983 at Houston
HALF	45	Dec. 17, 1972 at Houston ..... 2nd half
	41	Dec. 21, 1975 vs. San Diego ..... 1st half
	38	Dec. 20, 1970 vs. Boston ..... 1st half
	38	Nov. 20, 1983 vs. Houston ..... 1st half
QUARTER	28	Dec. 17, 1972 at Houston ..... 4th quarter
	28	Oct. 23, 1988 vs. Houston ..... 1st quarter
	28	Nov. 19, 1989 vs. Detroit ..... 2nd quarter
	27	Oct. 5, 1986 at Green Bay ..... 2nd quarter
	27	Dec. 21, 1975 vs. San Diego ..... 1st quarter

NOTE: The Bengals' highest point total in a third quarter is 21 (five times), most recently Dec. 17, 1989 vs. Houston.

TOUCHDOWNS

SEASON	59	1988
	53	1985
	52	1989
	51	1981
	51	1986
GAME	8	Oct. 29, 1989 vs. Tampa Bay
	8	Dec. 17, 1989 vs. Houston
	7	(seven times, most recently Nov. 28, 2004 vs. Cleveland)

RUSHING TOUCHDOWNS

SEASON	27	1988
	24	1983
	24	1986
	23	1979
	23	1997
GAME	5	Nov. 6, 1983 at Houston
	5	Oct. 23, 1988 vs. Houston
	4	(seven times, most recently Dec. 12, 1999 vs. Cleveland)

PASSING TOUCHDOWNS

SEASON	32	1989
	32	2005
	31	1985
	30	1981
	29	1995
GAME	6	Oct. 29, 1989 vs. Tampa Bay
	6	Sept. 16, 2007 at Cleveland
	5	Dec. 21, 1986 vs. N.Y. Jets
	5	Dec. 17, 1989 vs. Houston
	5	Oct. 25, 2009 vs. Chicago

POINTS AFTER TOUCHDOWNS

SEASON	56	1988
	50	1986
	50	1989
	49	1981
	49	1985
GAME	8	Oct. 29, 1989 vs. Tampa Bay
	7	(six times, most recently Nov. 28, 2004 vs. Cleveland)

FIELD GOALS

SEASON (total)	33	2011
	31	2007
	30	2012
	29	1995
	28	1994
	28	2005
SEASON (average per team game)	2.06	2011 (33 field goals/16 games)
	1.94	2007 (31 field goals/16 games)
	1.93	1972 (27 field goals/14 games)
	1.88	2012 (30 field goals/16 games)
	1.81	1995 (29 field goals/16 games)
	1.79	1970 (25 field goals/14 games)
GAME	7	Nov. 11, 2007 at Baltimore
	6	Nov. 6, 1994 at Seattle
	5	(six times, most recently Sept. 19, 2010 vs. Baltimore)

SAFETIES

SEASON	3	1993
	2	(four times, most recently 1995)
GAME	1	(many times, most recently Sept. 25, 2011 vs. San Francisco)

OFFENSE

FIRST DOWNS

SEASON	361	1981
	351	1988
	348	1986
	348	1989
	344	1985
GAME	35	Dec. 17, 1989 vs. Houston
	34	Nov. 17, 1975 vs. Buffalo
	34	Dec. 7, 1975 at Philadelphia
	34	Nov. 27, 1988 vs. Buffalo
	34	Dec. 4, 1997 vs. Tennessee

TOTAL NET YARDS

SEASON	6490	1986
	6101	1989
	6057	1988
	5968	1981
	5900	1985
GAME	621	Dec. 21, 1986 vs. N.Y. Jets
	584	Dec. 7, 1986 at New England
	584	Dec. 17, 1989 vs. Houston
	582	Oct. 7, 1990 at L.A. Rams
	571	Nov. 22, 1981 vs. Denver

NET YARDS RUSHING

SEASON	2710	1988
	2533	1986
	2483	1989
	2329	1979
	2314	2000
GAME	407	Oct. 22, 2000 vs. Denver
	300	Dec. 7, 1986 at New England
	292	Dec. 3, 2000 vs. Arizona
	279	Dec. 12, 1999 vs. Cleveland
	276	Dec. 4, 1997 vs. Tennessee

RUSHING ATTEMPTS

SEASON	563	1988
	560	1979
	542	1983
	540	1984
	538	1987
GAME	61	Oct. 11, 1987 at Seattle
	57	Nov. 9, 2003 vs. Houston
	55	Oct. 14, 1973 vs. Pittsburgh
	55	Dec. 4, 1977 at Kansas City
	55	Dec. 4, 1983 at Pittsburgh

AVERAGE YARDS PER RUSHING ATTEMPT

SEASON	4.862	1986 (2533 yards/521 att.)
	4.813	1988 (2710 yards/563 att.)
	4.694	1989 (2483 yards/529 att.)
	4.675	2000 (2314 yards/495 att.)
	4.640	1999 (2051 yards/442 att.)

NET YARDS PASSING

SEASON (total)	4012	2007
	3995	1981
	3957	1986
	3833	2006
	3820	2005
SEASON (average per team game)	259.89	1982 (2339 yards/nine games)
	250.75	2007 (4012 yards/16 games)
	249.69	1981 (3995 yards/16 games)
	247.31	1986 (3957 yards/16 games)
	239.56	2006 (3833 yards/16 games)
GAME	483	Oct. 7, 1990 at L.A. Rams
	447	Nov. 19, 1989 vs. Detroit
	441	Nov. 17, 1975 vs. Buffalo
	417	Nov. 12, 2006 vs. San Diego
	416	Dec. 21, 1986 vs. N.Y. Jets

PASSING ATTEMPTS

SEASON	602	2001
	591	2002
	590	2010
	586	1995
	575	2007
GAME	68	Dec. 30, 2001 vs. Pittsburgh
	56	Dec. 20, 1982 at San Diego
	54	Dec. 25, 1989 at Minnesota
	53	Nov. 22, 1987 vs. Pittsburgh

COMPLETIONS

SEASON	373	2007
	365	2010
	362	2005
	350	2002
	335	2012
GAME	40	Dec. 20, 1982 at San Diego
	37	Nov. 18, 2007 vs. Arizona
	36	Oct. 24, 2010 at Atlanta
	35	Dec. 30, 2001 vs. Pittsburgh
	34	Sept. 12, 2010 at New England

PASSES HAD INTERCEPTED

SEASON	30	1978
	26	2001
	25	1980
	23	1990
	22	(four times, most recently 2004)
GAME	5	(six times, most recently Nov. 25, 2001 at Cleveland)

FEWEST SACKS ALLOWED

SEASON (total)	17	2007
	21	2005
	24	1972
	24	1973
	25	1995
	25	2011
SEASON (average per team game)	1.06	2007 (17 sacks/16 games)
	1.31	2005 (21 sacks/16 games)
	1.56	1995 (25 sacks/16 games)
	1.56	2011 (25 sacks/16 games)
	1.71	1972 (24 sacks/14 games)
	1.71	1973 (24 sacks/14 games)

MOST SACKS ALLOWED

SEASON (total)	63	1979
	57	1969
	53	1993
	53	1998
	52	2000
SEASON (average per team game)	4.07	1969 (57 sacks/14 games)
	3.94	1979 (63 sacks/16 games)
	3.31	1993 (53 sacks/16 games)
	3.31	1998 (53 sacks/16 games)
	3.25	2000 (52 sacks/16 games)
GAME	10	Oct. 19, 1969 vs. Denver
	10	Nov. 29, 1992 vs. Pittsburgh
	10	Oct. 13, 1996 at Pittsburgh

DEFENSE

FEWEST POINTS ALLOWED

SEASON (total)	177	1982 (strike season with nine games)
	210	1976
	229	1972
	231	1973
	235	1977
SEASON (average per team game)	15.00	1976 (210 points/14 games)
	16.36	1972 (229 points/14 games)
	16.50	1973 (231 points/14 games)
	16.79	1977 (235 points/14 games)
	17.57	1975 (246 points/14 games)
GAME	0	(nine times, most recently Dec. 21, 2008 at Cleveland)

MOST POINTS ALLOWED

SEASON	460	1999
	456	2002
	452	1998
	437	1985
	435	1991
GAME	52	Dec. 8, 2002 at Carolina
	51	Sept. 9, 1979 at Buffalo
	51	Sept. 16, 2007 at Cleveland
	50	Dec. 20, 1982 at San Diego
	49	Nov. 19, 1995 vs. Pittsburgh
	49	Nov. 12, 2006 vs. San Diego
	49	Nov. 21, 2010 vs. Buffalo
HALF	42	Nov. 12, 2006 vs. San Diego (2nd half)
	41	Sept. 9, 1979 at Buffalo (2nd half)
	36	Nov. 19, 1995 vs. Pittsburgh (2nd half)
	36	Dec. 8, 2002 at Carolina (2nd half)

FEWEST FIRST DOWNS ALLOWED

GAME	6	Oct. 14, 1973 vs. Pittsburgh
	6	Dec. 12, 1976 at N.Y. Jets
	7	Sept. 26, 1976 vs. Green Bay
	8	Nov. 30, 1969 at Buffalo
	8	Dec. 20, 1970 vs. Boston
	8	Nov. 28, 1971 vs. San Diego

FEWEST TOTAL NET YARDS ALLOWED

SEASON (total)	2,893	1982 (strike season with nine games)
	3,552	1972
	3,670	1976
	3,705	1973
	3,906	1971
SEASON (average per team game)	253.71	1972 (3552 yards/14 games)
	262.14	1976 (3670 yards/14 games)
	264.64	1973 (3705 yards/14 games)
	270.44	1983 (4327 yards/16 games)
	279.00	1971 (3906 yards/14 games)
GAME	36	Sept. 26, 1976 vs. Green Bay
	72	Dec. 12, 1976 at N.Y. Jets
	130	Nov. 28, 1971 vs. San Diego
	137	Sept. 17, 1972 at New England
	138	Oct. 14, 1973 vs. Pittsburgh

FEWEST NET YARDS RUSHING ALLOWED

GAME	11	Dec. 12, 1999 vs. Cleveland
	22	Dec. 23, 1990 vs. Houston
	25	Sept. 19, 2004 vs. Miami
	26	Sept. 19, 1982 at Pittsburgh
	27	Oct. 13, 1985 vs. N.Y. Giants
	27	Sept. 15, 1996 vs. New Orleans

MOST NET YARDS RUSHING ALLOWED

GAME	313	Oct. 26, 1969 at Kansas City
	309	Dec. 7, 1969 at Oakland
	293	Nov. 12, 1972 vs. Oakland
	281	Dec. 22, 1985 at New England
	275	Oct. 7, 2001 at Pittsburgh

FEWEST NET YARDS PASSING ALLOWED

GAME	-35	Sept. 26, 1976 vs. Green Bay
	-4	Oct. 4, 1981 at Houston
	3	Sept. 15, 1974 vs. Cleveland
	8	Dec. 12, 1976 at N.Y. Jets
	19	Nov. 24, 1991 vs. L.A. Raiders

MOST NET YARDS PASSING ALLOWED

GAME	504	Nov. 19, 2006 at New Orleans
	486	Dec. 20, 1982 at San Diego
	443	Oct. 13, 1985 vs. New York Giants
	442	Oct. 1, 1995 vs. Miami
	437	Dec. 5, 1999 vs. San Francisco

INTERCEPTIONS

SEASON	34	1996
	31	2005
	27	1971
	26	1976
	25	1984
GAME	6	Nov. 28, 1971 vs. San Diego
	6	Dec. 12, 1976 at N.Y. Jets

SACKS

SEASON (total)	51	2012
	48	2001
	46	1976
	45	1992
	45	2011
SEASON (average per team game)	3.29	1976 (46 sacks/14 games)
	3.19	2012 (51 sacks/16 games)
	3.07	1973 (43 sacks/14 games)
	3.00	2001 (48 sacks/16 games)
	2.81	1992 (45 sacks/16 games)
	2.81	2011 (45 sacks/16 games)
GAME	8	Oct. 16, 1994 at Pittsburgh
	8	Dec. 9, 2001 vs. Jacksonville
	7	(nine times, most recently Sept. 10, 2006 at Kansas City)

PENALTIES

FEWEST PENALTIES INCURRED

SEASON	50	1969
	55	1968
	56	1982 (strike season with nine games)
	69	1998
	71	1970

FEWEST PENALTY YARDS INCURRED

SEASON (total)	475	1982 (strike season with nine games)
	556	1969
	586	1968
	591	2008
	618	1994
SEASON (average per team game)	36.94	2008 (591 yards/16 games)
	38.63	1994 (618 yards/16 games)
	38.75	1998 (620 yards/16 games)
	39.19	1990 (627 yards/16 games)
	39.71	1969 (556 yards/14 games)

MOST PENALTIES INCURRED

SEASON	126	1999
	118	1980
	114	2009
	111	1986
	110	1978
	110	1985
	110	2005
GAME	17	Sept. 18, 2005 vs. Minnesota
	16	Oct. 6, 1985 vs. N.Y. Jets
	16	Nov. 7, 1999 at Seattle
	15	(three times, most recently Nov. 21, 1999 vs. Baltimore)

MOST PENALTY YARDS INCURRED

SEASON (total)	1027	1999
	956	1978
	949	1980
	921	1971
	920	2005
SEASON (average per team game)	65.79	1971 (921 yards/14 games)
	64.19	1999 (1027 yards/16 games)
	61.36	1977 (859 yards/14 games)
	59.75	1978 (956 yards/16 games)
	59.36	1970 (831 yards/14 games)
GAME	133	Oct. 1, 1978 at San Francisco
	132	Nov. 1, 1987 vs. Houston

OPPONENTS INDIVIDUAL GAME RECORDS

SCORING

TOTAL POINTS

GAME	24	Roland Hooks, Sept. 9, 1979 at Buffalo (four rushing TDs)
	24	Az-Zahir Hakim, Oct. 3, 1999 vs. St. Louis (three receiving TDs/one punt return TD)
	24	LaDainian Tomlinson, Nov. 12, 2006 vs. San Diego (four rushing TDs)

TOUCHDOWNS

GAME	4	Roland Hooks, Sept. 9, 1979 at Buffalo (four rushing TDs)
	4	Az-Zahir Hakim, Oct. 3, 1999 vs. St. Louis (three receiving TDs/one punt return TD)
	4	LaDainian Tomlinson, Nov. 12, 2006 vs. San Diego (four rushing TDs)

FIELD GOALS

GAME	5	Pat Leahy, Sept. 16, 1984 at N.Y. Jets (five for five)
	5	Nick Lowery, Nov. 13, 1988 at Kansas City (five for five)
	5	Rich Karlis, Dec. 25, 1989 at Minnesota (five for six)
	5	Matt Stover, Oct. 29, 1995 vs. Cleveland (five for five)
	5	Matt Stover, Dec. 26, 1999 at Baltimore (five for five)
	5	Steve Christie, Dec. 26, 2004 vs. N.Y. Giants (five for five)
	5	Dan Carpenter, Oct. 31, 2010 vs. Miami (five for five)

LONGEST FIELD GOALS

60	Steve Cox, Oct. 21, 1984 vs. Cleveland
55	Sebastian Janikowski, Nov. 25, 2012 vs. Oakland
54	Eddie Murray, Dec. 11, 1983 vs. Detroit
54	Dan Carpenter, Oct. 31, 2010 vs. Miami
54	Phil Dawson, Nov. 27, 2011 vs. Cleveland

RUSHING

TOTAL RUSHING ATTEMPTS

GAME	45	Jamie Morris, Dec. 17, 1988 vs. Washington (OT) (152 rushing yards)
	41	Franco Harris, Oct. 17, 1976 at Pittsburgh (143 rushing yards)
	40	Adrian Murrell, Sept. 28, 1997 vs. N.Y. Jets (156 rushing yards)

RUSHING YARDS

GAME	227	Priest Holmes, Nov. 22, 1998 vs. Baltimore (36 attempts)
	216	Jamal Lewis, Sept. 16, 2007 at Cleveland (27 attempts)
	215	Terrell Davis, Sept. 21, 1997 at Denver (27 attempts)
	202	Earl Campbell, Oct. 26, 1980 at Houston (27 attempts)
	201	Larry Johnson, Jan. 1, 2006 at Kansas City (26 attempts)

RUSHING TOUCHDOWNS

GAME	4	Roland Hooks, Sept. 9, 1979 at Buffalo
	4	LaDainian Tomlinson, Nov. 12, 2006 vs. San Diego
	3	(many times, most recently Larry Johnson, Jan. 1, 2006 at Kansas City)

LONGEST RUSHES

92-td	Bo Jackson, Nov. 5, 1989 at L.A. Raiders
88	Bo Jackson, Dec. 16, 1990 at L.A. Raiders
80-td	Warren McVea, Oct. 26, 1969 at Kansas City

PASSING

TOTAL PASSING ATTEMPTS

GAME	63	Elvis Grbac, Sept. 23, 2001 vs. Baltimore (33 completions)
	62	Phil Simms, Oct. 13, 1985 vs. N.Y. Giants (40 completions)
	58	Donovan McNabb, Nov. 16, 2008 vs. Philadelphia (28 completions)
	54	Jerry Rhome, Dec. 13, 1970 at Houston (27 completions)

COMPLETIONS

GAME	40	Phil Simms, Oct. 13, 1985 vs. N.Y. Giants (62 attempts)
	37	Drew Brees, Nov. 19, 2006 at New Orleans (52 attempts)
	33	Dan Marino, Oct. 1, 1995 vs. Miami (48 attempts)
	33	Elvis Grbac, Sept. 23, 2001 vs. Baltimore (63 attempts)
	31	Brett Favre, Dec. 3, 1995 at Green Bay (43 attempts)

PASSING YARDS

GAME	513	Phil Simms, Oct. 13, 1985 vs. N.Y. Giants (40 completions/62 attempts)
	510	Drew Brees, Nov. 19, 2006 at New Orleans (37 completions/52 attempts)
	450	Dan Marino, Oct. 1, 1995 vs. Miami (33 completions/48 attempts)
	437	Jeff Garcia, Dec. 5, 1999 vs. San Francisco (33 completions/49 attempts)
	435	Dan Fouts, Dec. 20, 1982 at San Diego (25 completions, 40 attempts)

TOUCHDOWN PASSES

GAME	5	Warren Moon, Oct. 14, 1990 at Houston
	5	Jim Kelly, Oct. 21, 1991 at Buffalo
	5	Warren Moon, Oct. 11, 1992 vs. Houston
	5	Kelly Holcomb, Nov. 28, 2004 vs. Cleveland
	5	Derek Anderson, Sept. 16, 2007 at Cleveland

PASSES HAD INTERCEPTED

GAME	5	Daryle Lamonica, Nov. 2, 1969 vs. Oakland (44 passes)
	5	Daunte Culpepper, Sept. 18, 2005 vs. Minnesota (37 passes)
	5	Kyle Orton, Sept. 25, 2005 at Chicago (39 passes)
	5	Brett Favre, Oct. 30, 2005 vs. Green Bay (39 passes)

LONGEST PASSES

99-td	Jeff Garcia to Andre' Davis	Oct. 17, 2004 at Cleveland
87-td	Jerry Rhome to Charlie Joiner	Dec. 13, 1970 at Houston
87-td	Kyle Orton to Brandon Stokley	Sept. 13, 2009 vs. Denver
84-td	Jim Kelly to Chris Burkett	Sept. 14, 1986 vs. Buffalo
84-td	Jay Schroeder to Willie Gault	Nov. 5, 1989 at L.A. Raiders

RECEIVING

TOTAL RECEPTIONS

GAME	14	Jimmy Smith, Jan. 2, 2000 at Jacksonville (165 receiving yards)
	13	Art Monk, Dec. 15, 1985 at Washington (230 receiving yards)
	13	Hines Ward, Nov. 30, 2003 at Pittsburgh (149 receiving yards)
	12	Mark Bavaro, Oct. 13, 1985 vs. N.Y. Giants (176 receiving yards)

RECEIVING YARDS

GAME	260	Wes Chandler, Dec. 20, 1982 at San Diego (10 receptions)
	230	Art Monk, Dec. 15, 1985 at Washington (13 receptions)
	220	James Lofton, Oct. 21, 1991 at Buffalo (eight receptions)
	201	Roddy White, Oct. 24, 2010 at Atlanta (11 receptions)

RECEIVING TOUCHDOWNS

GAME	3	Warren Wells, Dec. 7, 1969 at Oakland
	3	Roger Carr, Sept. 19, 1976 at Baltimore
	3	Haywood Jeffires, Oct. 11, 1992 vs. Houston
	3	Haywood Jeffires, Nov. 14, 1993 vs. Houston
	3	Az-Zahir Hakim, Oct. 3, 1999 vs. St. Louis
	3	Steve Heiden, Nov. 28, 2004 vs. Cleveland
	3	Marvin Harrison, Dec. 18, 2006 at Indianapolis
	3	Steve Johnson, Nov. 21, 2010 vs. Buffalo

PUNTING

TOTAL PUNTS

GAME	12	Bill Van Heusen, Oct. 6, 1968 at Denver (532 punting yards)
	12	Josh Miller, Oct. 15, 2000 at Pittsburgh (526 punting yards)

LONGEST PUNTS

76	Lee Johnson, Sept. 9, 2001 vs. New England
74	Dan Pastorini, Oct. 24, 1976 at Houston
72	Brian Hansen, Oct. 17, 1993 vs. Cleveland
72	Sean Landeta, Sept. 20, 1998 vs. Green Bay
72	Josh Miller, Nov. 30, 2003 at Pittsburgh

PUNT RETURNS

PUNT RETURN YARDS

GAME	153	Steve Smith, Dec. 8, 2002 at Carolina (three returns)
	127	Billy "White Shoes" Johnson, Oct. 5, 1975 at Houston (six returns)
	120	Josh Cribbs, Oct. 4, 2009 at Cleveland (six returns)

LONGEST PUNT RETURNS

95-td	Lamont Brightful, Nov. 10, 2002 at Baltimore
92-td	Eric Metcalf, Sept. 4, 1994 vs. Cleveland
87-td	Jermaine Lewis, Sept. 27, 1998 at Baltimore
87-td	Steve Smith, Dec. 8, 2002 at Carolina

KICKOFF RETURNS

KICKOFF RETURN YARDS

GAME	229	Desmond Howard, Oct. 28, 2001 at Detroit (five returns)
	220	Terrence McGee, Dec. 24, 2005 vs. Buffalo (five returns)
	212	Richard Alston, Nov. 28, 2004 vs. Cleveland (10 returns)

LONGEST KICKOFF RETURNS

105-td	Mercury Morris, Sept. 14, 1969 vs. Miami
105-td	Trindon Holliday, Nov. 4, 2012 vs. Denver
103-td	Bob Gresham, Sept. 23, 1973 vs. Houston
101-td	Derrick Mason, Nov. 18, 2001 vs. Tennessee
100-td	Max Anderson, Sept. 22, 1968 vs. Buffalo
100-td	Jon Vaughn, Dec. 20, 1992 vs. New England

INTERCEPTIONS

TOTAL INTERCEPTIONS

GAME	3	Mike Wagner, Oct. 28, 1973 at Pittsburgh
	3	Lee Roy Jordan, Nov. 4, 1973 at Dallas
	3	Anthony Leonard, Oct. 1, 1978 at San Francisco
	3	Todd Scott, Sept. 27, 1992 vs. Minnesota
	3	Antrel Rolle, Nov. 18, 2007 vs. Arizona

LONGEST INTERCEPTION RETURNS

98-td	Chad Williams, Dec. 1, 2002 vs. Baltimore
85-td	Kelvin Hayden, Dec. 7, 2008 at Indianapolis
83-td	Phillip Buchanon, Sept. 14, 2003 at Oakland



TEAM HISTORY

ALL-TIME RESULTS

REGULAR SEASON AND POSTSEASON

All-time regular-season record: 305-385-2 (186-159-1 home, 119-226-1 road)
All-time postseason record: 5-11 (5-3 home, 0-6 road, 0-2 neutral)

(All games listed are Sunday afternoon games unless noted otherwise. Opponents are capitalized for games in which the Bengals were the home team, including those games played at neutral sites.)

1968

3-11-0 (2-5 HOME, 1-6 ROAD) — 5TH IN AFL WEST

HEAD COACH: PAUL BROWN

DATE	OPPONENT	W-L	SCORE	ATT.	STADIUM/NOTES
Sept. 6	at San Diego Chargers	L	13-29	33,687	San Diego Stadium/Friday night
Sept. 15	DENVER BRONCOS	W	24-10	25,049	Nippert Stadium
Sept. 22	BUFFALO BILLS	W	34-23	24,045	Nippert Stadium
Sept. 29	SAN DIEGO CHARGERS	L	10-31	28,642	Nippert Stadium
Oct. 6	at Denver Broncos	L	7-10	41,257	Bears Stadium
Oct. 13	at Kansas City Chiefs	L	3-13	47,096	Municipal Stadium
Oct. 20	MIAMI DOLPHINS	L	22-24	25,942	Nippert Stadium
Oct. 27	at Oakland Raiders	L	10-31	37,083	Oakland Coliseum
Nov. 3	HOUSTON OILERS	L	17-27	24,012	Nippert Stadium
Nov. 10	KANSAS CITY CHIEFS	L	9-16	25,537	Nippert Stadium
Nov. 17	at Miami Dolphins	W	38-21	31,747	Orange Bowl
Nov. 24	OAKLAND RAIDERS	L	0-34	27,116	Nippert Stadium
Dec. 1	at Boston Patriots	L	14-33	17,796	Fenway Park
Dec. 8	at N.Y. Jets	L	14-27	61,111	Shea Stadium
Dec. 15	— BYE —				
REGULAR-SEASON TOTALS		3-11-0	215-329	—	Regular-season home att.: 180,343

1969

4-9-1 (4-3 HOME, 0-6-1 ROAD) — 5TH IN AFL WEST

HEAD COACH: PAUL BROWN

DATE	OPPONENT	W-L	SCORE	ATT.	STADIUM/NOTES
Sept. 14	MIAMI DOLPHINS	W	27-21	25,335	Nippert Stadium
Sept. 21	SAN DIEGO CHARGERS	W	34-20	26,243	Nippert Stadium
Sept. 28	KANSAS CITY CHIEFS	W	24-19	27,812	Nippert Stadium
Oct. 4	at San Diego Chargers	L	14-21	52,748	San Diego Stadium/Saturday night
Oct. 12	N.Y. JETS	L	7-21	27,927	Nippert Stadium
Oct. 19	DENVER BRONCOS	L	23-30	27,920	Nippert Stadium
Oct. 26	at Kansas City Chiefs	L	22-42	50,934	Municipal Stadium
Nov. 2	OAKLAND RAIDERS	W	31-17	27,927	Nippert Stadium
Nov. 9	at Houston Oilers	T	31-31	45,298	Astrodome
Nov. 16	BOSTON PATRIOTS	L	14-25	25,913	Nippert Stadium
Nov. 23	at N.Y. Jets	L	7-40	62,128	Shea Stadium
Nov. 30	at Buffalo Bills	L	13-16	35,122	War Memorial Stadium
Dec. 7	at Oakland Raiders	L	17-37	54,427	Oakland Coliseum
Dec. 14	at Denver Broncos	L	16-27	42,198	Mile High Stadium
REGULAR-SEASON TOTALS		4-9-1	280-367	—	Regular-season home att.: 189,077

1970

8-6-0 (5-2 HOME, 3-4 ROAD) — 1ST IN AFC CENTRAL

HEAD COACH: PAUL BROWN

DATE	OPPONENT	W-L	SCORE	ATT.	STADIUM/NOTES
Sept. 20	OAKLAND RAIDERS	W	31-21	56,616	Riverfront Stadium
Sept. 27	at Detroit Lions	L	3-38	58,202	Tiger Stadium
Oct. 4	HOUSTON OILERS	L	13-20	55,094	Riverfront Stadium
Oct. 11	at Cleveland Browns	L	27-30	83,520	Cleveland Stadium
Oct. 18	KANSAS CITY CHIEFS	L	19-27	57,265	Riverfront Stadium
Oct. 25	at Washington Redskins	L	0-20	50,415	RFK Stadium
Nov. 2	at Pittsburgh Steelers	L	10-21	38,968	Three Rivers Stadium/Monday night
Nov. 8	at Buffalo Bills	W	43-14	43,587	War Memorial Stadium
Nov. 15	CLEVELAND BROWNS	W	14-10	60,007	Riverfront Stadium
Nov. 22	PITTSBURGH STEELERS	W	34-7	59,276	Riverfront Stadium
Nov. 29	NEW ORLEANS SAINTS	W	26-6	59,342	Riverfront Stadium
Dec. 6	at San Diego Chargers	W	17-14	41,461	San Diego Stadium
Dec. 13	at Houston Oilers	W	30-20	34,435	Astrodome
Dec. 20	BOSTON PATRIOTS	W	45-7	60,157	Riverfront Stadium
REGULAR-SEASON TOTALS		8-6-0	312-255	—	Regular-season home att.: 407,757
	AFC DIVISIONAL PLAYOFF				
Dec. 26	at Baltimore Colts	L	0-17	51,127	Memorial/Saturday afternoon

1971

4-10-0 (3-4 HOME, 1-6 ROAD) — 4TH IN AFC CENTRAL

HEAD COACH: PAUL BROWN

DATE	OPPONENT	W-L	SCORE	ATT.	STADIUM/NOTES
Sept. 19	PHILADELPHIA EAGLES	W	37-14	55,880	Riverfront Stadium
Sept. 26	at Pittsburgh Steelers	L	10-21	48,448	Three Rivers Stadium
Oct. 3	at Green Bay Packers	L	17-20	56,263	Lambeau Field
Oct. 10	MIAMI DOLPHINS	L	13-23	60,099	Riverfront Stadium
Oct. 17	CLEVELAND BROWNS	L	24-27	60,284	Riverfront Stadium
Oct. 24	at Oakland Raiders	L	27-31	54,699	Oakland Coliseum
Oct. 31	at Houston Oilers	L	6-10	37,947	Astrodome
Nov. 7	ATLANTA FALCONS	L	6-9	59,604	Riverfront Stadium
Nov. 14	at Denver Broncos	W	24-10	51,200	Mile High Stadium
Nov. 21	HOUSTON OILERS	W	28-13	59,390	Riverfront Stadium
Nov. 28	SAN DIEGO CHARGERS	W	31-0	59,580	Riverfront Stadium
Dec. 5	at Cleveland Browns	L	27-31	82,705	Cleveland Stadium
Dec. 12	PITTSBURGH STEELERS	L	13-21	60,022	Riverfront Stadium
Dec. 19	at N.Y. Jets	L	21-35	63,151	Shea Stadium
REGULAR-SEASON TOTALS		4-10-0	284-265	—	Regular-season home att.: 414,859

1972

8-6-0 (4-3 HOME, 4-3 ROAD) — 3RD IN AFC CENTRAL

HEAD COACH: PAUL BROWN

DATE	OPPONENT	W-L	SCORE	ATT.	STADIUM/NOTES
Sept. 17	at New England Patriots	W	31-7	60,999	Schaefer Stadium
Sept. 24	PITTSBURGH STEELERS	W	15-10	54,292	Riverfront Stadium
Oct. 1	at Cleveland Browns	L	6-27	81,564	Cleveland Stadium
Oct. 8	DENVER BRONCOS	W	21-10	55,812	Riverfront Stadium
Oct. 15	at Kansas City Chiefs	W	23-16	79.068	Arrowhead Stadium
Oct. 22	at L.A. Rams	L	12-15	73,385	Los Angeles Coliseum
Oct. 29	HOUSTON OILERS	W	30-7	59,409	Riverfront Stadium
Nov. 5	at Pittsburgh Steelers	L	17-40	50,350	Three Rivers Stadium
Nov. 12	OAKLAND RAIDERS	L	14-20	59,485	Riverfront Stadium
Nov. 19	BALTIMORE COLTS	L	19-20	49,512	Riverfront Stadium
Nov. 26	at Chicago Bears	W	13-3	55,701	Soldier Field
Dec. 3	N.Y. GIANTS	W	13-10	59,523	Riverfront Stadium
Dec. 9	CLEVELAND BROWNS	L	24-27	59,524	Riverfront Stadium/Saturday afternoon
Dec. 17	at Houston Oilers	W	61-17	32,482	Astrodome
REGULAR-SEASON TOTALS		8-6-0	299-229	—	Regular-season home att.: 397,557

1973

10-4-0 (7-0 HOME, 3-4 ROAD) — 1ST IN AFC CENTRAL

HEAD COACH: PAUL BROWN

DATE	OPPONENT	W-L	SCORE	ATT.	STADIUM/NOTES
Sept. 16	at Denver Broncos	L	10-28	49,059	Mile High Stadium
Sept. 23	HOUSTON OILERS	W	24-10	51,823	Riverfront Stadium
Sept. 30	at San Diego Chargers	W	20-13	46,733	San Diego Stadium
Oct. 7	at Cleveland Browns	L	10-17	70,805	Cleveland Stadium
Oct. 14	PITTSBURGH STEELERS	W	19-7	55,819	Riverfront Stadium
Oct. 21	KANSAS CITY CHIEFS	W	14-6	56,397	Riverfront Stadium
Oct. 28	at Pittsburgh Steelers	L	13-20	45,761	Three Rivers Stadium
Nov. 4	at Dallas Cowboys	L	10-38	54,944	Texas Stadium
Nov. 11	at Buffalo Bills	W	16-13	76,927	Rich Stadium
Nov. 18	N.Y. JETS	W	20-14	55,745	Riverfront Stadium
Nov. 25	ST. LOUIS CARDINALS	W	42-24	50,918	Riverfront Stadium
Dec. 2	MINNESOTA VIKINGS	W	27-0	57,859	Riverfront Stadium
Dec. 9	CLEVELAND BROWNS	W	34-17	58,266	Riverfront Stadium
Dec. 16	at Houston Oilers	W	27-24	21,955	Astrodome
REGULAR-SEASON TOTALS		10-4-0	286-231	—	Regular-season home att.: 386,827
	AFC DIVISIONAL PLAYOFF				
Dec. 23	at Miami Dolphins	L	16-34	74,651	Orange Bowl

1974

7-7-0 (4-3 HOME, 3-4 ROAD) — 3RD IN AFC CENTRAL

HEAD COACH: PAUL BROWN

DATE	OPPONENT	W-L	SCORE	ATT.	STADIUM/NOTES
Sept. 15	CLEVELAND BROWNS	W	33-7	53,113	Riverfront Stadium
Sept. 22	SAN DIEGO CHARGERS	L	17-20	51,178	Riverfront Stadium
Sept. 29	at San Francisco 49ers	W	21-3	49,895	Candlestick Park
Oct. 6	WASHINGTON REDSKINS	W	28-17	56,175	Riverfront Stadium
Oct. 13	at Cleveland Browns	W	34-24	70,897	Cleveland Stadium
Oct. 20	at Oakland Raiders	L	27-30	51,821	Oakland Coliseum
Oct. 27	HOUSTON OILERS	L	21-34	55,434	Riverfront Stadium
Nov. 3	at Baltimore Colts	W	24-14	36,110	Memorial Stadium
Nov. 10	PITTSBURGH STEELERS	W	17-10	57,532	Riverfront Stadium
Nov. 17	at Houston Oilers	L	3-20	44,054	Astrodome
Nov. 24	KANSAS CITY CHIEFS	W	33-6	49,777	Riverfront Stadium
Dec. 2	at Miami Dolphins	L	3-24	71,962	Orange Bowl/Monday night
Dec. 8	DETROIT LIONS	L	19-23	45,159	Riverfront Stadium
Dec. 14	at Pittsburgh Steelers	L	3-27	42,878	Three Rivers Stadium/Saturday afternoon
REGULAR-SEASON TOTALS		7-7-0	283-259	—	Regular-season home att.: 368,368

1975

11-3-0 (6-1 HOME, 5-2 ROAD) — 2ND IN AFC CENTRAL *(WILD CARD QUALIFIER)*

HEAD COACH: PAUL BROWN

DATE	OPPONENT	W-L	SCORE	ATT.	STADIUM/NOTES
Sept. 21	CLEVELAND BROWNS	W	24-17	52,874	Riverfront Stadium
Sept. 28	at New Orleans Saints	W	21-0	52,531	Louisiana Superdome
Oct. 5	at Houston Oilers	W	21-19	45,321	Astrodome
Oct. 12	NEW ENGLAND PATRIOTS	W	27-10	51,220	Riverfront Stadium
Oct. 19	OAKLAND RAIDERS	W	14-10	48,122	Riverfront Stadium
Oct. 26	at Atlanta Falcons	W	21-14	45,811	Atlanta-Fulton County Stadium
Nov. 2	PITTSBURGH STEELERS	L	24-30	58,418	Riverfront Stadium
Nov. 9	at Denver Broncos	W	17-16	49,919	Mile High Stadium
Nov. 17	BUFFALO BILLS	W	33-24	56,666	Riverfront Stadium/Monday night
Nov. 23	at Cleveland Browns	L	23-35	56,427	Cleveland Stadium
Nov. 30	HOUSTON OILERS	W	23-19	46,128	Riverfront Stadium
Dec. 7	at Philadelphia Eagles	W	31-0	56,984	Veterans Stadium
Dec. 13	at Pittsburgh Steelers	L	14-35	48,889	Three Rivers Stadium/Saturday afternoon
Dec. 21	SAN DIEGO CHARGERS	W	47-17	46,474	Riverfront Stadium
REGULAR-SEASON TOTALS		11-3-0	340-246	—	Regular-season home att.: 359,902
	AFC DIVISIONAL PLAYOFF				
Dec. 28	at Oakland Raiders	L	28-31	53,030	Oakland Coliseum

1976

10-4-0 (6-1 HOME, 4-3 ROAD) — **2ND IN AFC CENTRAL**

HEAD COACH: BILL JOHNSON

DATE	OPPONENT	W-L	SCORE	ATT.	STADIUM/NOTES
Sept. 12	DENVER BRONCOS	W	17-7	53,464	Riverfront Stadium
Sept. 19	at Baltimore Colts	L	27-28	50,374	Memorial Stadium
Sept. 26	GREEN BAY PACKERS	W	28-7	44,103	Riverfront Stadium
Oct. 3	at Cleveland Browns	W	45-24	75,817	Cleveland Stadium
Oct. 10	TAMPA BAY BUCCANEERS	W	21-0	49,700	Riverfront Stadium
Oct. 17	at Pittsburgh Steelers	L	6-23	48,311	Three Rivers Stadium
Oct. 24	at Houston Oilers	W	27-7	45,499	Astrodome
Oct. 31	CLEVELAND BROWNS	W	21-6	54,776	Riverfront Stadium
Nov. 8	L.A. RAMS	W	20-12	52,480	Riverfront Stadium/Monday night
Nov. 14	HOUSTON OILERS	W	31-27	53,243	Riverfront Stadium
Nov. 21	at Kansas City Chiefs	W	27-24	46,259	Arrowhead Stadium
Nov. 28	PITTSBURGH STEELERS	L	3-7	55,142	Riverfront Stadium
Dec. 6	at Oakland Raiders	L	20-35	52,430	Oakland Coliseum/Monday night
Dec. 12	at N.Y. Jets	W	42-3	31,067	Shea Stadium
REGULAR-SEASON TOTALS		10-4-0	335-210	—	Regular-season home att.: 362,908

1977

8-6-0 (5-2 HOME, 3-4 ROAD) — **2ND IN AFC CENTRAL**

HEAD COACH: BILL JOHNSON

DATE	OPPONENT	W-L	SCORE	ATT.	STADIUM/NOTES
Sept. 18	CLEVELAND BROWNS	L	3-13	52,847	Riverfront Stadium
Sept. 25	SEATTLE SEAHAWKS	W	42-20	45,579	Riverfront Stadium
Oct. 2	at San Diego Chargers	L	3-24	40,352	San Diego Stadium
Oct. 9	at Green Bay Packers	W	17-7	53,653	Milwaukee County Stadium
Oct. 17	at Pittsburgh Steelers	L	14-20	47,950	Three Rivers Stadium/Monday night
Oct. 23	DENVER BRONCOS	L	13-24	54,395	Riverfront Stadium
Oct. 30	HOUSTON OILERS	W	*13-10	53,194	Riverfront Stadium/*OT
Nov. 6	at Cleveland Browns	W	10-7	81,932	Cleveland Stadium
Nov. 13	at Minnesota Vikings	L	10-42	45,371	Metropolitan Stadium
Nov. 20	MIAMI DOLPHINS	W	23-17	46,733	Riverfront Stadium
Nov. 27	N.Y. GIANTS	W	30-13	32,705	Riverfront Stadium
Dec. 4	at Kansas City Chiefs	W	27-7	38,488	Arrowhead Stadium
Dec. 10	PITTSBURGH STEELERS	W	17-10	36,133	Riverfront Stadium/Saturday afternoon
Dec. 18	at Houston Oilers	L	16-21	46,212	Astrodome
REGULAR-SEASON TOTALS		8-6-0	238-235	—	Regular-season home att.: 321,586

1978

4-12-0 (3-5 HOME, 1-7 ROAD) — **4TH IN AFC CENTRAL**

HEAD COACHES: BILL JOHNSON (0-5), HOMER RICE (4-7)

DATE	OPPONENT	W-L	SCORE	ATT.	STADIUM/NOTES
Sept. 3	KANSAS CITY CHIEFS	L	23-24	41,810	Riverfront Stadium
Sept. 10	at Cleveland Browns	L	*10-13	72,691	Cleveland Stadium/*OT
Sept. 17	PITTSBURGH STEELERS	L	3-28	50,260	Riverfront Stadium
Sept. 24	NEW ORLEANS SAINTS	L	18-20	40,455	Riverfront Stadium
Oct. 1	at San Francisco 49ers	L	12-28	41,107	Candlestick Park
Oct. 9	at Miami Dolphins	L	0-21	54,729	Orange Bowl/Monday night
Oct. 15	NEW ENGLAND PATRIOTS	L	3-10	48,699	Riverfront Stadium
Oct. 22	at Buffalo Bills	L	0-5	47,754	Rich Stadium
Oct. 29	HOUSTON OILERS	W	28-13	50,532	Riverfront Stadium
Nov. 5	at San Diego Chargers	L	13-22	43,639	San Diego Stadium
Nov. 13	OAKLAND RAIDERS	L	21-34	51,374	Riverfront Stadium/Monday night
Nov. 19	at Pittsburgh Steelers	L	6-7	47,578	Three Rivers Stadium
Nov. 26	at Houston Oilers	L	10-17	43,245	Astrodome
Dec. 3	ATLANTA FALCONS	W	37-7	25,336	Riverfront Stadium
Dec. 11	at L.A. Rams	W	20-19	47,471	Los Angeles Coliseum/Monday night
Dec. 17	CLEVELAND BROWNS	W	48-16	46,985	Riverfront Stadium
REGULAR-SEASON TOTALS		4-12-0	252-284	—	Regular-season home att.: 355,451

1979

4-12-0 (4-4 HOME, 0-8 ROAD) — **4TH IN AFC CENTRAL**

HEAD COACH: HOMER RICE

DATE	OPPONENT	W-L	SCORE	ATT.	STADIUM/NOTES
Sept. 2	at Denver Broncos	L	0-10	74,788	Mile High Stadium
Sept. 9	at Buffalo Bills	L	24-51	43,504	Rich Stadium
Sept. 16	NEW ENGLAND PATRIOTS	L	14-20	41,805	Riverfront Stadium
Sept. 23	HOUSTON OILERS	L	*27-30	45,615	Riverfront Stadium/*OT
Sept. 30	at Dallas Cowboys	L	13-38	63,179	Texas Stadium
Oct. 7	KANSAS CITY CHIEFS	L	7-10	40,041	Riverfront Stadium
Oct. 14	PITTSBURGH STEELERS	W	34-10	52,381	Riverfront Stadium
Oct. 21	at Cleveland Browns	L	27-28	75,119	Cleveland Stadium
Oct. 28	PHILADELPHIA EAGLES	W	37-13	42,036	Riverfront Stadium
Nov. 4	at Baltimore Colts	L	28-38	37,740	Memorial Stadium
Nov. 11	SAN DIEGO CHARGERS	L	24-26	40,782	Riverfront Stadium
Nov. 18	at Houston Oilers	L	21-42	49,829	Astrodome
Nov. 25	ST. LOUIS CARDINALS	W	34-28	25,103	Riverfront Stadium
Dec. 2	at Pittsburgh Steelers	L	17-37	46,521	Three Rivers Stadium
Dec. 9	at Washington Redskins	L	14-28	52,882	RFK Stadium
Dec. 16	CLEVELAND BROWNS	W	16-12	42,183	Riverfront Stadium
REGULAR-SEASON TOTALS		4-12-0	337-421	—	Regular-season home att.: 329,946

1980

6-10-0 (3-5 HOME, 3-5 ROAD) — **4TH IN AFC CENTRAL**

HEAD COACH: FORREST GREGG

DATE	OPPONENT	W-L	SCORE	ATT.	STADIUM/NOTES
Sept. 7	TAMPA BAY BUCCANEERS	L	12-17	43,211	Riverfront Stadium
Sept. 14	at Miami Dolphins	L	16-17	38,322	Orange Bowl
Sept. 21	PITTSBURGH STEELERS	W	30-28	52,490	Riverfront Stadium
Sept. 28	HOUSTON OILERS	L	10-13	50,413	Riverfront Stadium
Oct. 5	at Green Bay Packers	L	9-14	55,006	Lambeau Field
Oct. 12	at Pittsburgh Steelers	W	17-16	53,668	Three Rivers Stadium
Oct. 19	MINNESOTA VIKINGS	W	14-0	44,487	Riverfront Stadium
Oct. 26	at Houston Oilers	L	3-23	49,189	Astrodome
Nov. 2	SAN DIEGO CHARGERS	L	14-31	46,406	Riverfront Stadium
Nov. 9	at Oakland Raiders	L	17-28	44,132	Oakland Coliseum
Nov. 16	BUFFALO BILLS	L	0-14	40,836	Riverfront Stadium
Nov. 23	at Cleveland Browns	L	7-31	79,253	Cleveland Stadium
Nov. 30	at Kansas City Chiefs	W	20-6	41,594	Arrowhead Stadium
Dec. 7	BALTIMORE COLTS	W	34-33	35,651	Riverfront Stadium
Dec. 14	at Chicago Bears	W	*17-14	48,808	Soldier Field/*OT
Dec. 21	CLEVELAND BROWNS	L	24-27	50,058	Riverfront Stadium
REGULAR-SEASON TOTALS		6-10-0	244-312	—	Regular-season home att.: 363,552

1981

12-4-0 (6-2 HOME, 6-2 ROAD) — **1ST IN AFC CENTRAL**

HEAD COACH: FORREST GREGG

DATE	OPPONENT	W-L	SCORE	ATT.	STADIUM/NOTES
Sept. 6	SEATTLE SEAHAWKS	W	27-21	41,177	Riverfront Stadium
Sept. 13	at N.Y. Jets	W	31-30	49,454	Shea Stadium
Sept. 20	CLEVELAND BROWNS	L	17-20	52,170	Riverfront Stadium
Sept. 27	BUFFALO BILLS	W	*27-24	46,418	Riverfront Stadium/*OT
Oct. 4	at Houston Oilers	L	10-17	44,350	Astrodome
Oct. 11	at Baltimore Colts	W	41-19	33,060	Memorial Stadium
Oct. 18	PITTSBURGH STEELERS	W	34-7	57,090	Riverfront Stadium
Oct. 25	at New Orleans Saints	L	7-17	46,336	Louisiana Superdome
Nov. 1	HOUSTON OILERS	W	34-21	54,736	Riverfront Stadium
Nov. 8	at San Diego Chargers	W	40-17	51,259	San Diego Jack Murphy Stadium
Nov. 15	L.A. RAMS	W	24-10	56,836	Riverfront Stadium
Nov. 22	DENVER BRONCOS	W	38-21	57,207	Riverfront Stadium
Nov. 29	at Cleveland Browns	W	41-21	75,186	Cleveland Stadium
Dec. 6	SAN FRANCISCO 49ERS	L	3-21	56,796	Riverfront Stadium
Dec. 13	at Pittsburgh Steelers	W	17-10	50,623	Three Rivers Stadium
Dec. 20	at Atlanta Falcons	W	30-28	35,972	Atlanta-Fulton County Stadium
REGULAR-SEASON TOTALS		12-4-0	421-304	—	Regular-season home att.: 422,430
	AFC DIVISIONAL PLAYOFF				
Jan. 3	BUFFALO BILLS	W	28-21	55,420	Riverfront Stadium
	AFC CHAMPIONSHIP				
Jan. 10	SAN DIEGO CHARGERS	W	27-7	46,302	Riverfront/"Freezer Bowl" (-59º wind chill)
	SUPER BOWL XVI (AT PONTIAC, MICHIGAN)				
Jan. 24	SAN FRANCISCO 49ERS	L	21-26	81,270	Pontiac Silverdome

1982

7-2-0 (4-0 HOME, 3-2 ROAD) — **3RD IN AFC**

(SUPER BOWL TOURNAMENT QUALIFIER)

HEAD COACH: FORREST GREGG

DATE	OPPONENT	W-L	SCORE	ATT.	STADIUM/NOTES
Sept. 12	HOUSTON OILERS	W	27-6	52,268	Riverfront Stadium
Sept. 19	at Pittsburgh Steelers	L	*20-26	53,973	Three Rivers Stadium/*OT
	— PLAYERS' STRIKE BEGINS, SEPT. 20 —				
Sept. 27	at Cleveland Browns				Monday night/game canceled due to players' strike
Oct. 3	MIAMI DOLPHINS	—	—	—	Game canceled due to players' strike
Oct. 10	at New England Patriots	—	—	—	Game canceled due to players' strike
Oct. 17	at N.Y. Giants	—	—	—	Game canceled due to players' strike
Oct. 24	DALLAS COWBOYS	—	—	—	Game canceled due to players' strike
Oct. 31	PITTSBURGH STEELERS	—	—	—	Game canceled due to players' strike
Nov. 7	WASHINGTON REDSKINS	—	—	—	Game canceled due to players' strike
Nov. 14	at Houston Oilers	—	—	—	Game rescheduled due to players' strike
	— PLAYERS' STRIKE ENDS AT 57 DAYS, NOV. 17 —				
Nov. 21	at Philadelphia Eagles	W	18-14	65,172	Veterans Stadium
Nov. 28	L.A. RAIDERS	W	31-17	53,330	Riverfront Stadium
Dec. 5	at Baltimore Colts	W	20-17	23,598	Memorial Stadium
Dec. 12	CLEVELAND BROWNS	W	23-10	54,305	Riverfront Stadium
Dec. 20	at San Diego Chargers	L	34-50	51,296	S.D. Jack Murphy Stadium/Monday night
Dec. 26	SEATTLE SEAHAWKS	W	24-10	55,330	Riverfront Stadium
Jan. 2	at Houston Oilers	W	35-27	26,522	Astrodome/rescheduled from Nov. 14
REGULAR-SEASON TOTALS		7-2-0	232-177	—	Regular-season home att.: 215,233
	FIRST-ROUND PLAYOFF (SUPER BOWL TOURNAMENT)				
Jan. 9	N.Y. JETS	L	17-44	57,560	Riverfront Stadium

1983

7-9-0 (4-4 HOME, 3-5 ROAD) — **3RD IN AFC CENTRAL**

HEAD COACH: FORREST GREGG

DATE	OPPONENT	W-L	SCORE	ATT.	STADIUM/NOTES
Sept. 4	L.A. RAIDERS	L	10-20	50,956	Riverfront Stadium
Sept. 11	BUFFALO BILLS	L	6-10	46,839	Riverfront Stadium
Sept. 15	at Cleveland Browns	L	7-17	79,700	Cleveland Stadium/Thursday night
Sept. 25	at Tampa Bay Buccaneers	W	23-17	56,023	Tampa Stadium
Oct. 2	BALTIMORE COLTS	L	31-34	48,104	Riverfront Stadium
Oct. 10	PITTSBURGH STEELERS	L	14-24	56,086	Riverfront Stadium/Monday night
Oct. 16	at Denver Broncos	L	17-24	74,305	Mile High Stadium
Oct. 23	CLEVELAND BROWNS	W	28-21	50,047	Riverfront Stadium
Oct. 30	GREEN BAY PACKERS	W	34-14	53,349	Riverfront Stadium
Nov. 6	at Houston Oilers	W	55-14	39,706	Astrodome
Nov. 13	at Kansas City Chiefs	L	15-20	44,711	Arrowhead Stadium
Nov. 20	HOUSTON OILERS	W	38-10	46,375	Riverfront Stadium
Nov. 28	at Miami Dolphins	L	14-38	74,506	Orange Bowl/Monday night
Dec. 4	at Pittsburgh Steelers	W	23-10	55,832	Three Rivers Stadium
Dec. 11	DETROIT LIONS	W	17-9	45,728	Riverfront Stadium
Dec. 17	at Minnesota Vikings	L	14-20	51,565	Metrodome/Saturday afternoon
REGULAR-SEASON TOTALS		7-9-0	346-302	—	Regular-season home att.: 397,484

1984

8-8-0 (5-3 HOME, 3-5 ROAD) — **2ND IN AFC CENTRAL**

HEAD COACH: SAM WYCHE

DATE	OPPONENT	W-L	SCORE	ATT.	STADIUM/NOTES
Sept. 2	at Denver Broncos	L	17-20	74,178	Mile High Stadium
Sept. 9	KANSAS CITY CHIEFS	L	22-27	47,111	Riverfront Stadium
Sept. 16	at N.Y. Jets	L	23-43	64,193	Giants Stadium
Sept. 23	L.A. RAMS	L	14-24	45,406	Riverfront Stadium
Oct. 1	at Pittsburgh Steelers	L	17-38	57,098	Three Rivers Stadium/Monday night
Oct. 7	HOUSTON OILERS	W	13-3	43,637	Riverfront Stadium
Oct. 14	at New England Patriots	L	14-20	48,154	Sullivan Stadium
Oct. 21	CLEVELAND BROWNS	W	12-9	50,667	Riverfront Stadium
Oct. 28	at Houston Oilers	W	31-13	34,010	Astrodome
Nov. 4	at San Francisco 49ers	L	17-23	58,324	Candlestick Park
Nov. 11	PITTSBURGH STEELERS	W	22-20	52,497	Riverfront Stadium
Nov. 18	SEATTLE SEAHAWKS	L	6-26	50,280	Riverfront Stadium
Nov. 25	ATLANTA FALCONS	W	35-14	44,678	Riverfront Stadium
Dec. 2	at Cleveland Browns	W	*20-17	51,774	Cleveland Stadium/*OT
Dec. 9	at New Orleans Saints	W	24-21	40,855	Louisiana Superdome
Dec. 16	BUFFALO BILLS	W	52-21	55,771	Riverfront Stadium
REGULAR-SEASON TOTALS		8-8-0	339-339	—	Regular-season home att.: 390,047

1985

7-9-0 (5-3 HOME, 2-6 ROAD) — **2ND IN AFC CENTRAL**

HEAD COACH: SAM WYCHE

DATE	OPPONENT	W-L	SCORE	ATT.	STADIUM/NOTES
Sept. 8	SEATTLE SEAHAWKS	L	24-28	51,625	Riverfront Stadium
Sept. 15	at St. Louis Cardinals	L	27-41	46,321	Busch Stadium
Sept. 22	SAN DIEGO CHARGERS	L	41-44	52,270	Riverfront Stadium
Sept. 30	at Pittsburgh Steelers	W	37-24	59,541	Three Rivers Stadium/Monday night
Oct. 6	N.Y. JETS	L	20-29	51,785	Riverfront Stadium
Oct. 13	N.Y. GIANTS	W	35-30	53,112	Riverfront Stadium
Oct. 20	at Houston Oilers	L	27-44	35,590	Astrodome
Oct. 27	PITTSBURGH STEELERS	W	26-21	55,421	Riverfront Stadium
Nov. 3	at Buffalo Bills	W	23-17	25,640	Rich Stadium
Nov. 10	CLEVELAND BROWNS	W	27-10	57,293	Riverfront Stadium
Nov. 17	at L.A. Raiders	L	6-13	52,501	Los Angeles Coliseum
Nov. 24	at Cleveland Browns	L	6-24	74,439	Cleveland Stadium
Dec. 1	HOUSTON OILERS	W	45-27	46,140	Riverfront Stadium
Dec. 8	DALLAS COWBOYS	W	50-24	56,936	Riverfront Stadium
Dec. 15	at Washington Redskins	L	24-27	50,544	RFK Stadium
Dec. 22	at New England Patriots	L	23-34	57,953	Sullivan Stadium
REGULAR-SEASON TOTALS		7-9-0	441-437	—	Regular-season home att.: 424,582

1986

10-6-0 (6-2 HOME, 4-4 ROAD) — **2ND IN AFC CENTRAL**

HEAD COACH: SAM WYCHE

DATE	OPPONENT	W-L	SCORE	ATT.	STADIUM/NOTES
Sept. 7	at Kansas City Chiefs	L	14-24	43,430	Arrowhead Stadium
Sept. 14	BUFFALO BILLS	W	*36-33	52,714	Riverfront Stadium/*OT
Sept. 18	at Cleveland Browns	W	30-13	78,779	Cleveland Stadium/Thursday night
Sept. 28	CHICAGO BEARS	L	7-44	55,146	Riverfront Stadium
Oct. 5	at Green Bay Packers	W	34-28	51,230	Milwaukee County Stadium
Oct. 13	PITTSBURGH STEELERS	W	24-22	54,283	Riverfront Stadium/Monday night
Oct. 19	HOUSTON OILERS	W	31-28	53,844	Riverfront Stadium
Oct. 26	at Pittsburgh Steelers	L	9-30	50,815	Three Rivers Stadium
Nov. 2	at Detroit Lions	W	24-17	52,423	Pontiac Silverdome
Nov. 9	at Houston Oilers	L	28-32	32,130	Astrodome
Nov. 16	SEATTLE SEAHAWKS	W	34-7	54,410	Riverfront Stadium
Nov. 23	MINNESOTA VIKINGS	W	24-20	53,003	Riverfront Stadium
Nov. 30	at Denver Broncos	L	28-34	58,705	Mile High Stadium
Dec. 7	at New England Patriots	W	31-7	60,633	Sullivan Stadium
Dec. 14	CLEVELAND BROWNS	L	3-34	58,062	Riverfront Stadium
Dec. 21	N.Y. JETS	W	52-21	51,619	Riverfront Stadium
REGULAR-SEASON TOTALS		10-6-0	409-394	—	Regular-season home att.: 433,081

1987

4-11-0 (1-7 HOME, 3-4 ROAD) — **4TH IN AFC CENTRAL**

HEAD COACH: SAM WYCHE

DATE	OPPONENT	W-L	SCORE	ATT.	STADIUM/NOTES
Sept. 13	at Indianapolis Colts	W	23-21	59,387	Hoosier Dome
Sept. 20	SAN FRANCISCO 49ERS	L	26-27	53,498	Riverfront Stadium
	— PLAYERS' STRIKE BEGINS, SEPT. 22 —				
Sept. 27	at L.A. Rams	—	—	—	Game canceled due to players' strike
Oct. 4	SAN DIEGO CHARGERS	L	9-10	18,074	Riverfront Stadium/strike replacement game
Oct. 11	at Seattle Seahawks	W	17-10	31,739	Kingdome/strike replacement game
	— PLAYERS' STRIKE ENDS AT 24 DAYS, OCT. 15 —				
Oct. 18	CLEVELAND BROWNS	L	0-34	40,179	Riverfront Stadium/strike replacement game
Oct. 25	at Pittsburgh Steelers	L	20-23	53,692	Three Rivers Stadium
Nov. 1	HOUSTON OILERS	L	29-31	52,700	Riverfront Stadium
Nov. 8	MIAMI DOLPHINS	L	14-20	53,840	Riverfront Stadium
Nov. 15	at Atlanta Falcons	W	16-10	25,758	Atlanta-Fulton County Stadium
Nov. 22	PITTSBURGH STEELERS	L	16-30	59,910	Riverfront Stadium
Nov. 29	at N.Y. Jets	L	20-27	41,135	Giants Stadium
Dec. 6	KANSAS CITY CHIEFS	W	*30-27	46,489	Riverfront Stadium/*OT
Dec. 13	at Cleveland Browns	L	24-38	77,331	Cleveland Stadium
Dec. 20	NEW ORLEANS SAINTS	L	24-41	43,424	Riverfront Stadium
Dec. 27	at Houston Oilers	L	17-21	49,775	Astrodome
REGULAR-SEASON TOTALS		4-11-0	285-370	—	Regular-season home att.: 376,249

1988

12-4-0 (8-0 HOME, 4-4 ROAD) — **1ST IN AFC CENTRAL**

HEAD COACH: SAM WYCHE

DATE	OPPONENT	W-L	SCORE	ATT.	STADIUM/NOTES
Sept. 4	PHOENIX CARDINALS	W	21-14	50,404	Riverfront Stadium
Sept. 11	at Philadelphia Eagles	W	28-24	66,459	Veterans Stadium
Sept. 18	at Pittsburgh Steelers	W	17-12	56,647	Three Rivers Stadium
Sept. 25	CLEVELAND BROWNS	W	24-17	54,943	Riverfront Stadium
Oct. 2	at L.A. Raiders	W	45-21	42,594	Los Angeles Coliseum
Oct. 9	N.Y. JETS	W	36-19	57,482	Riverfront Stadium
Oct. 16	at New England Patriots	L	21-27	59,969	Foxboro Stadium
Oct. 23	HOUSTON OILERS	W	44-21	54,659	Riverfront Stadium
Oct. 30	at Cleveland Browns	L	16-23	79,147	Cleveland Stadium
Nov. 6	PITTSBURGH STEELERS	W	42-7	56,403	Riverfront Stadium
Nov. 13	at Kansas City Chiefs	L	28-31	34,614	Arrowhead Stadium
Nov. 20	at Dallas Cowboys	W	38-24	37,865	Texas Stadium
Nov. 27	BUFFALO BILLS	W	35-21	58,672	Riverfront Stadium
Dec. 4	SAN DIEGO CHARGERS	W	27-10	56,866	Riverfront Stadium
Dec. 11	at Houston Oilers	L	6-41	50,269	Astrodome
Dec. 17	WASHINGTON REDSKINS	W	*20-17	52,157	Riverfront Stadium/Sat. afternoon/*OT
REGULAR-SEASON TOTALS		12-4-0	448-329	—	Regular-season home att.: 441,586
	AFC DIVISIONAL PLAYOFF				
Dec. 31	SEATTLE SEAHAWKS	W	21-13	58,560	Riverfront Stadium/Saturday afternoon
	AFC CHAMPIONSHIP				
Jan. 8	BUFFALO BILLS	W	21-10	59,747	Riverfront Stadium
	SUPER BOWL XXIII (AT MIAMI, FLORIDA)				
Jan. 22	San Francisco 49ers	L	16-20	75,129	Joe Robbie Stadium

1989

8-8-0 (5-3 HOME, 3-5 ROAD) — **4TH IN AFC CENTRAL**

HEAD COACH: SAM WYCHE

DATE	OPPONENT	W-L	SCORE	ATT.	STADIUM/NOTES
Sept. 10	at Chicago Bears	L	14-17	64,730	Soldier Field
Sept. 17	PITTSBURGH STEELERS	W	41-10	53,885	Riverfront Stadium
Sept. 25	CLEVELAND BROWNS	W	21-14	55,996	Riverfront Stadium/Monday night
Oct. 1	at Kansas City Chiefs	W	21-17	61,165	Arrowhead Stadium
Oct. 8	at Pittsburgh Steelers	W	26-16	52,785	Three Rivers Stadium
Oct. 15	MIAMI DOLPHINS	L	13-20	58,184	Riverfront Stadium
Oct. 22	INDIANAPOLIS COLTS	L	12-23	57,642	Riverfront Stadium
Oct. 29	TAMPA BAY BUCCANEERS	W	56-23	57,225	Riverfront Stadium
Nov. 5	at L.A. Raiders	L	7-28	51,080	Los Angeles Coliseum
Nov. 13	at Houston Oilers	L	24-26	60,694	Astrodome/Monday night
Nov. 19	DETROIT LIONS	W	42-7	55,720	Riverfront Stadium
Nov. 26	at Buffalo Bills	L	7-24	80,074	Rich Stadium
Dec. 3	at Cleveland Browns	W	21-0	76,236	Cleveland Stadium
Dec. 10	SEATTLE SEAHAWKS	L	17-24	54,744	Riverfront Stadium
Dec. 17	HOUSTON OILERS	W	61-7	47,510	Riverfront Stadium
Dec. 25	at Minnesota Vikings	L	21-29	58,829	Metrodome/Monday night
REGULAR-SEASON TOTALS		8-8-0	404-285	—	Regular-season home att.: 440,906

1990

9-7-0 (5-3 HOME, 4-4 ROAD) — **1ST IN AFC CENTRAL**

HEAD COACH: SAM WYCHE

DATE	OPPONENT	W-L	SCORE	ATT.	STADIUM/NOTES
Sept. 9	N.Y. JETS	W	25-20	56,467	Riverfront Stadium
Sept. 16	at San Diego Chargers	W	21-16	48,098	San Diego Jack Murphy Stadium
Sept. 23	NEW ENGLAND PATRIOTS	W	41-7	56,470	Riverfront Stadium
Oct. 1	at Seattle Seahawks	L	16-31	60,135	Kingdome/Monday night
Oct. 7	at L.A. Rams	W	*34-31	62,619	Anaheim Stadium/*OT
Oct. 14	at Houston Oilers	L	17-48	53,501	Astrodome
Oct. 22	at Cleveland Browns	W	34-13	78,567	Cleveland Stadium/Monday night
Oct. 28	at Atlanta Falcons	L	17-38	53,214	Atlanta-Fulton County Stadium/Sun. night
Nov. 4	NEW ORLEANS SAINTS	L	7-21	60,067	Riverfront Stadium
Nov. 11	— BYE —				
Nov. 18	PITTSBURGH STEELERS	W	27-3	60,064	Riverfront Stadium/Sunday night
Nov. 25	INDIANAPOLIS COLTS	L	20-34	60,051	Riverfront Stadium
Dec. 2	at Pittsburgh Steelers	W	16-12	58,200	Three Rivers Stadium
Dec. 9	SAN FRANCISCO 49ERS	L	*17-20	60,084	Riverfront Stadium/*OT
Dec. 16	at L.A. Raiders	L	7-24	54,132	Los Angeles Coliseum
Dec. 23	HOUSTON OILERS	W	40-20	60,044	Riverfront Stadium
Dec. 30	CLEVELAND BROWNS	W	21-14	60,041	Riverfront Stadium
REGULAR-SEASON TOTALS		9-7-0	360-352	—	Regular-season home att.: 473,288
	AFC WILD CARD PLAYOFF				
Jan. 6	HOUSTON OILERS	W	41-14	60,012	Riverfront Stadium
	AFC DIVISIONAL PLAYOFF				
Jan. 13	at L.A. Raiders	L	10-20	92,045	Los Angeles Coliseum

1991

3-13-0 (3-5 HOME, 0-8 ROAD) — **4TH IN AFC CENTRAL**

HEAD COACH: SAM WYCHE

DATE	OPPONENT	W-L	SCORE	ATT.	STADIUM/NOTES
Sept. 1	at Denver Broncos	L	14-45	72,855	Mile High Stadium
Sept. 8	HOUSTON OILERS	L	7-30	56,463	Riverfront Stadium/Sunday night
Sept. 15	at Cleveland Browns	L	13-14	78,269	Cleveland Stadium
Sept. 22	WASHINGTON REDSKINS	L	27-34	52,038	Riverfront Stadium
Sept. 29	— BYE —				
Oct. 6	SEATTLE SEAHAWKS	L	7-13	60,010	Riverfront Stadium
Oct. 13	at Dallas Cowboys	L	23-35	63,275	Texas Stadium
Oct. 21	at Buffalo Bills	L	16-35	80,131	Rich Stadium/Monday night
Oct. 27	at Houston Oilers	L	3-35	58,634	Astrodome
Nov. 3	CLEVELAND BROWNS	W	23-21	55,077	Riverfront Stadium
Nov. 10	PITTSBURGH STEELERS	L	*27-33	55,503	Riverfront Stadium/*OT
Nov. 17	at Philadelphia Eagles	L	10-17	63,189	Veterans Stadium
Nov. 24	L.A. RAIDERS	L	14-38	52,044	Riverfront Stadium
Dec. 1	N.Y. GIANTS	W	27-24	45,063	Riverfront Stadium
Dec. 9	at Miami Dolphins	L	13-37	60,616	Joe Robbie Stadium/Monday night
Dec. 15	at Pittsburgh Steelers	L	10-17	35,420	Three Rivers Stadium
Dec. 22	NEW ENGLAND PATRIOTS	W	29-7	46,394	Riverfront Stadium
REGULAR-SEASON TOTALS		3-13-0	263-435	—	Regular-season home att.: 422,592

1992

5-11-0 (3-5 HOME, 2-6 ROAD) — **4TH IN AFC CENTRAL**

HEAD COACH: DAVE SHULA

DATE	OPPONENT	W-L	SCORE	ATT.	STADIUM/NOTES
Sept. 6	at Seattle Seahawks	W	21-3	57,350	Kingdome
Sept. 13	L.A. RAIDERS	W	*24-21	54,240	Riverfront Stadium/*OT
Sept. 20	at Green Bay Packers	L	23-24	57,272	Lambeau Field
Sept. 27	MINNESOTA VIKINGS	L	7-42	53,847	Riverfront Stadium
Oct. 4	— BYE —				
Oct. 11	HOUSTON OILERS	L	24-38	54,254	Riverfront Stadium
Oct. 19	at Pittsburgh Steelers	L	0-20	55,411	Three Rivers Stadium/Monday night
Oct. 25	at Houston Oilers	L	10-26	58,701	Astrodome
Nov. 1	CLEVELAND BROWNS	W	30-10	54,765	Riverfront Stadium
Nov. 8	at Chicago Bears	W	*31-28	56,120	Soldier Field/*OT/Sunday night
Nov. 15	at N.Y. Jets	L	14-17	60,196	Giants Stadium
Nov. 22	DETROIT LIONS	L	13-19	48,574	Riverfront Stadium
Nov. 29	PITTSBURGH STEELERS	L	9-21	54,253	Riverfront Stadium
Dec. 6	at Cleveland Browns	L	21-37	68,368	Cleveland Stadium
Dec. 13	at San Diego Chargers	L	10-27	50,579	San Diego Jack Murphy Stadium
Dec. 20	NEW ENGLAND PATRIOTS	W	20-10	45,355	Riverfront Stadium
Dec. 27	INDIANAPOLIS COLTS	L	17-21	47,837	Riverfront Stadium
REGULAR-SEASON TOTALS		5-11-0	274-364	—	Regular-season home att.: 413,125

1993

3-13-0 (3-5 HOME, 0-8 ROAD) — **4TH IN AFC CENTRAL**

HEAD COACH: DAVE SHULA

DATE	OPPONENT	W-L	SCORE	ATT.	STADIUM/NOTES
Sept. 5	at Cleveland Browns	L	14-27	75,508	Cleveland Stadium
Sept. 12	INDIANAPOLIS COLTS	L	6-9	50,299	Riverfront Stadium
Sept. 19	at Pittsburgh Steelers	L	7-34	53,682	Three Rivers Stadium
Sept. 26	SEATTLE SEAHAWKS	L	10-19	46,880	Riverfront Stadium
Oct. 3	— BYE —				
Oct. 10	at Kansas City Chiefs	L	15-17	75,394	Arrowhead Stadium
Oct. 17	CLEVELAND BROWNS	L	17-28	55,647	Riverfront Stadium
Oct. 24	at Houston Oilers	L	12-28	50,039	Astrodome
Oct. 31	— BYE —				
Nov. 7	PITTSBURGH STEELERS	L	16-24	51,202	Riverfront Stadium
Nov. 14	HOUSTON OILERS	L	3-38	42,347	Riverfront Stadium
Nov. 21	at N.Y. Jets	L	12-17	64,264	Giants Stadium
Nov. 28	L.A. RAIDERS	W	16-10	43,272	Riverfront Stadium
Dec. 5	at San Francisco 49ers	L	8-21	60,039	Candlestick Park/Sunday night
Dec. 12	at New England Patriots	L	2-7	29,794	Foxboro Stadium
Dec. 19	L.A. RAMS	W	15-3	36,612	Riverfront Stadium
Dec. 26	ATLANTA FALCONS	W	21-17	27,014	Riverfront Stadium
Jan. 2	at New Orleans Saints	L	13-20	58,036	Louisiana Superdome
REGULAR-SEASON TOTALS		3-13-0	187-319	—	Regular-season home att.: 353,273

1994

3-13-0 (2-6 HOME, 1-7 ROAD) — **3RD IN AFC CENTRAL**

HEAD COACH: DAVE SHULA

DATE	OPPONENT	W-L	SCORE	ATT.	STADIUM/NOTES
Sept. 4	CLEVELAND BROWNS	L	20-28	52,778	Riverfront Stadium
Sept. 11	at San Diego Chargers	L	10-27	53,217	San Diego Jack Murphy Stadium
Sept. 18	NEW ENGLAND PATRIOTS	L	28-31	46,640	Riverfront Stadium
Sept. 25	at Houston Oilers	L	13-20	44,253	Astrodome
Oct. 2	MIAMI DOLPHINS	L	7-23	55,056	Riverfront Stadium/Sunday night
Oct. 9	— BYE —				
Oct. 16	at Pittsburgh Steelers	L	10-14	55,353	Three Rivers Stadium
Oct. 23	at Cleveland Browns	L	13-37	77,588	Cleveland Stadium
Oct. 30	DALLAS COWBOYS	L	20-23	57,096	Riverfront Stadium
Nov. 6	at Seattle Seahawks	W	*20-17	46,630	Kingdome/*OT
Nov. 13	HOUSTON OILERS	W	34-31	54,908	Riverfront Stadium
Nov. 20	INDIANAPOLIS COLTS	L	13-17	55,566	Riverfront Stadium
Nov. 27	at Denver Broncos	L	13-15	69,714	Mile High Stadium
Dec. 4	PITTSBURGH STEELERS	L	15-38	53,401	Riverfront Stadium
Dec. 11	at N.Y. Giants	L	20-27	67,530	Giants Stadium
Dec. 18	at Arizona Cardinals	L	7-28	50,110	Sun Devil Stadium
Dec. 24	PHILADELPHIA EAGLES	W	33-30	39,923	Riverfront Stadium/Saturday afternoon
REGULAR-SEASON TOTALS		3-13-0	276-406	—	Regular-season home att.: 415,368

1995

7-9-0 (3-5 HOME, 4-4 ROAD) — **2ND IN AFC CENTRAL**

HEAD COACH: DAVE SHULA

DATE	OPPONENT	W-L	SCORE	ATT.	STADIUM/NOTES
Sept. 3	at Indianapolis Colts	W	*24-21	42,445	RCA Dome/*OT
Sept. 10	JACKSONVILLE JAGUARS	W	24-17	48,318	Riverfront Stadium
Sept. 17	at Seattle Seahawks	L	21-24	39,492	Kingdome
Sept. 24	HOUSTON OILERS	L	28-38	46,332	Riverfront Stadium
Oct. 1	MIAMI DOLPHINS	L	23-26	52,671	Riverfront Stadium
Oct. 8	at Tampa Bay Buccaneers	L	16-19	41,732	Tampa Stadium
Oct. 15	— BYE —				
Oct. 19	at Pittsburgh Steelers	W	27-9	56,684	Three Rivers Stadium/Thursday night
Oct. 29	CLEVELAND BROWNS	L	*26-29	58,639	Riverfront Stadium/*OT
Nov. 5	OAKLAND RAIDERS	L	17-20	51,265	Riverfront Stadium
Nov. 12	at Houston Oilers	W	32-25	32,998	Astrodome
Nov. 19	PITTSBURGH STEELERS	L	31-49	54,636	Riverfront Stadium
Nov. 26	at Jacksonville Jaguars	W	17-13	68,249	Jacksonville Municipal Stadium
Dec. 3	at Green Bay Packers	L	10-24	60,318	Lambeau Field
Dec. 10	CHICAGO BEARS	W	16-10	38,642	Riverfront Stadium
Dec. 17	at Cleveland Browns	L	10-26	55,875	Cleveland Stadium
Dec. 24	MINNESOTA VIKINGS	W	27-24	34,568	Riverfront Stadium
REGULAR-SEASON TOTALS		7-9-0	349-374	—	Regular-season home att.: 385,071

1996

8-8-0 (6-2 HOME, 2-6 ROAD) — **3RD IN AFC CENTRAL**

HEAD COACHES: DAVE SHULA (1-6), BRUCE COSLET (7-2)

DATE	OPPONENT	W-L	SCORE	ATT.	STADIUM/NOTES
Sept. 1	at St. Louis Rams	L	16-26	62,659	Trans World Dome
Sept. 8	at San Diego Chargers	L	14-27	55,880	San Diego Jack Murphy Stadium
Sept. 15	NEW ORLEANS SAINTS	W	30-15	45,412	Cinergy Field
Sept. 22	— BYE —				
Sept. 29	DENVER BRONCOS	L	10-14	51,798	Cinergy Field
Oct. 6	HOUSTON OILERS	L	*27-30	44,680	Cinergy Field/*OT/Sunday night
Oct. 13	at Pittsburgh Steelers	L	10-20	58,875	Three Rivers Stadium
Oct. 20	at San Francisco 49ers	L	21-28	63,218	3Com Park
Oct. 27	JACKSONVILLE JAGUARS	W	28-21	45,890	Cinergy Field
Nov. 3	at Baltimore Ravens	W	24-21	60,743	Memorial Stadium
Nov. 10	PITTSBURGH STEELERS	W	34-24	57,265	Cinergy Field
Nov. 17	at Buffalo Bills	L	17-31	75,549	Rich Stadium
Nov. 24	ATLANTA FALCONS	W	41-31	44,868	Cinergy Field
Dec. 1	at Jacksonville Jaguars	L	27-30	57,408	Jacksonville Municipal Stadium
Dec. 8	BALTIMORE RAVENS	W	21-14	43,022	Cinergy Field
Dec. 15	at Houston Oilers	W	21-13	15,131	Astrodome
Dec. 22	INDIANAPOLIS COLTS	W	31-24	49,389	Cinergy Field
REGULAR-SEASON TOTALS		8-8-0	372-369	—	Regular-season home att.: 382,324

1997

7-9-0 (6-2 HOME, 1-7 ROAD) — **4TH IN AFC CENTRAL**

HEAD COACH: BRUCE COSLET

DATE	OPPONENT	W-L	SCORE	ATT.	STADIUM/NOTES
Aug. 31	ARIZONA CARDINALS	W	24-21	53,644	Cinergy Field
Sept. 7	at Baltimore Ravens	L	10-23	52,968	Memorial Stadium
Sept. 14	— BYE —				
Sept. 21	at Denver Broncos	L	20-38	73,871	Mile High Stadium
Sept. 28	N.Y. JETS	L	14-31	57,209	Cinergy Field
Oct. 5	at Jacksonville Jaguars	L	13-21	67,128	ALLTEL Stadium
Oct. 12	at Tennessee Oilers	L	7-30	17,071	Liberty Bowl (Memphis)
Oct. 19	PITTSBURGH STEELERS	L	10-26	60,020	Cinergy Field
Oct. 26	at N.Y. Giants	L	27-29	72,584	Giants Stadium
Nov. 2	SAN DIEGO CHARGERS	W	38-31	53,754	Cinergy Field
Nov. 9	at Indianapolis Colts	W	28-13	58,473	RCA Dome
Nov. 16	at Pittsburgh Steelers	L	3-20	55,226	Three Rivers Stadium
Nov. 23	JACKSONVILLE JAGUARS	W	31-26	55,158	Cinergy Field
Nov. 30	at Philadelphia Eagles	L	42-44	66,623	Veterans Stadium
Dec. 4	TENNESSEE OILERS	W	41-14	49,086	Cinergy Field/Thursday night
Dec. 14	DALLAS COWBOYS	W	31-24	60,043	Cinergy Field
Dec. 21	BALTIMORE RAVENS	W	16-14	50,917	Cinergy Field
REGULAR-SEASON TOTALS		7-9-0	355-405	—	Regular-season home att.: 439,831

1998

3-13-0 (1-7 HOME, 2-6 ROAD) — **5TH IN AFC CENTRAL**

HEAD COACH: BRUCE COSLET

DATE	OPPONENT	W-L	SCORE	ATT.	STADIUM/NOTES
Sept. 6	TENNESSEE OILERS	L	14-23	55,848	Cinergy Field
Sept. 13	at Detroit Lions	W	*34-28	66,354	Pontiac Silverdome/*OT
Sept. 20	GREEN BAY PACKERS	L	6-13	56,346	Cinergy Field
Sept. 27	at Baltimore Ravens	L	24-31	68,154	Ravens Stadium at Camden Yards/ Sunday night
Oct. 4	— BYE —				
Oct. 11	PITTSBURGH STEELERS	W	25-20	59,979	Cinergy Field
Oct. 18	at Tennessee Oilers	L	14-44	33,288	Vanderbilt Stadium
Oct. 25	at Oakland Raiders	L	10-27	40,089	Network Associates Coliseum
Nov. 1	DENVER BRONCOS	L	26-33	59,974	Cinergy Field
Nov. 8	at Jacksonville Jaguars	L	11-24	67,040	ALLTEL Stadium
Nov. 15	at Minnesota Vikings	L	3-24	64,232	Metrodome
Nov. 22	BALTIMORE RAVENS	L	13-20	52,571	Cinergy Field
Nov. 29	JACKSONVILLE JAGUARS	L	17-34	55,432	Cinergy Field
Dec. 6	BUFFALO BILLS	L	20-33	54,359	Cinergy Field
Dec. 13	at Indianapolis Colts	L	26-39	55,179	RCA Dome
Dec. 20	at Pittsburgh Steelers	W	25-24	52,017	Three Rivers Stadium
Dec. 27	TAMPA BAY BUCCANEERS	L	0-35	49,826	Cinergy Field
REGULAR-SEASON TOTALS		3-13-0	268-452	—	Regular-season home att.: 444,335

1999

4-12-0 (2-6 HOME, 2-6 ROAD) — **5TH IN AFC CENTRAL**

HEAD COACH: BRUCE COSLET

DATE	OPPONENT	W-L	SCORE	ATT.	STADIUM/NOTES
Sept. 12	at Tennessee Titans	L	35-36	65,272	Adelphia Coliseum
Sept. 19	SAN DIEGO CHARGERS	L	7-34	47,660	Cinergy Field
Sept. 26	at Carolina Panthers	L	3-27	61,269	Ericsson Stadium
Oct. 3	ST. LOUIS RAMS	L	10-38	45,481	Cinergy Field
Oct. 10	at Cleveland Browns	W	18-17	73,048	Cleveland Browns Stadium
Oct. 17	PITTSBURGH STEELERS	L	3-17	59,669	Cinergy Field
Oct. 24	at Indianapolis Colts	L	10-31	55,996	RCA Dome
Oct. 31	JACKSONVILLE JAGUARS	L	10-41	49,138	Cinergy Field
Nov. 7	at Seattle Seahawks	L	20-37	66,303	Kingdome
Nov. 14	TENNESSEE TITANS	L	14-24	46,017	Cinergy Field
Nov. 21	BALTIMORE RAVENS	L	31-34	43,279	Cinergy Field
Nov. 28	at Pittsburgh Steelers	W	27-20	50,907	Three Rivers Stadium
Dec. 5	SAN FRANCISCO 49ERS	W	44-30	53,463	Cinergy Field
Dec. 12	CLEVELAND BROWNS	W	44-28	59,972	Cinergy Field
Dec. 19	— BYE —				
Dec. 26	at Baltimore Ravens	L	0-22	68,036	PSINet Stadium
Jan. 2	at Jacksonville Jaguars	L	7-24	70,532	ALLTEL Stadium
REGULAR-SEASON TOTALS		4-12-0	283-460	—	Regular-season home att.: 404,679

2000

4-12-0 (3-5 HOME, 1-7 ROAD) — 5TH IN AFC CENTRAL

HEAD COACHES: BRUCE COSLET (0-3), DICK LEBEAU (4-9)

DATE	OPPONENT	W-L	SCORE	ATT.	STADIUM/NOTES
Sept. 3	— BYE —				
Sept. 10	CLEVELAND BROWNS	L	7-24	64,006	Paul Brown Stadium
Sept. 17	at Jacksonville Jaguars	L	0-13	45,653	ALLTEL Stadium
Sept. 24	at Baltimore Ravens	L	0-37	68,481	PSINet Stadium
Oct. 1	MIAMI DOLPHINS	L	16-31	61,535	Paul Brown Stadium
Oct. 8	TENNESSEE TITANS	L	14-23	63,406	Paul Brown Stadium
Oct. 15	at Pittsburgh Steelers	L	0-15	54,328	Three Rivers Stadium
Oct. 22	DENVER BRONCOS	W	31-21	61,603	Paul Brown Stadium
Oct. 29	at Cleveland Browns	W	12-3	73,118	Cleveland Browns Stadium
Nov. 5	BALTIMORE RAVENS	L	7-27	54,759	Paul Brown Stadium
Nov. 12	at Dallas Cowboys	L	6-23	62,170	Texas Stadium
Nov. 19	at New England Patriots	L	13-16	60,292	Foxboro Stadium
Nov. 26	PITTSBURGH STEELERS	L	28-48	63,925	Paul Brown Stadium
Dec. 3	ARIZONA CARDINALS	W	24-13	50,289	Paul Brown Stadium
Dec. 10	at Tennessee Titans	L	3-35	68,498	Adelphia Coliseum
Dec. 17	JACKSONVILLE JAGUARS	W	17-14	50,469	Paul Brown Stadium
Dec. 24	at Philadelphia Eagles	L	7-16	64,902	Veterans Stadium
REGULAR-SEASON TOTALS		4-12-0	185-359	—	Regular-season home att.: 469,992

2001

6-10-0 (4-4 HOME, 2-6 ROAD) — 6TH IN AFC CENTRAL

HEAD COACH: DICK LEBEAU

DATE	OPPONENT	W-L	SCORE	ATT.	STADIUM/NOTES
Sept. 9	NEW ENGLAND PATRIOTS	W	23-17	51,521	Paul Brown Stadium
Sept. 16	at Tennessee Titans**	—	—	—	**Sept. 16-17 NFL games not played due to Sept. 11 terrorist attacks/all games rescheduled for Jan. 6
Sept. 23	BALTIMORE RAVENS	W	21-10	51,121	Paul Brown Stadium
Sept. 30	at San Diego Chargers	L	14-28	56,048	Qualcomm Stadium
Oct. 7	at Pittsburgh Steelers	L	7-16	62,335	Heinz Field
Oct. 14	CLEVELAND BROWNS	W	24-14	64,217	Paul Brown Stadium
Oct. 21	CHICAGO BEARS	L	0-24	63,408	Paul Brown Stadium
Oct. 28	at Detroit Lions	W	31-27	69,343	Pontiac Silverdome
Nov. 4	— BYE —				
Nov. 11	at Jacksonville Jaguars	L	13-30	57,161	ALLTEL Stadium
Nov. 18	TENNESSEE TITANS	L	7-20	63,865	Paul Brown Stadium
Nov. 25	at Cleveland Browns	L	0-18	72,918	Cleveland Browns Stadium
Dec. 2	TAMPA BAY BUCCANEERS	L	*13-16	52,135	Paul Brown Stadium/*OT
Dec. 9	JACKSONVILLE JAGUARS	L	10-14	44,920	Paul Brown Stadium
Dec. 16	at N.Y. Jets	L	14-15	77,745	Giants Stadium
Dec. 23	at Baltimore Ravens	L	0-16	68,987	PSINet Stadium
Dec. 30	PITTSBURGH STEELERS	W	*26-23	63,751	Paul Brown Stadium/*OT
Jan. 6	at Tennessee Titans**	W	23-21	68,798	Adelphia Coliseum/**Rescheduled from Sept. 16
REGULAR-SEASON TOTALS		6-10-0	226-309	—	Regular-season home att.: 454,938

2002

2-14-0 (1-7 HOME, 1-7 ROAD) — 4TH IN AFC NORTH

HEAD COACH: DICK LEBEAU

DATE	OPPONENT	W-L	SCORE	ATT.	STADIUM/NOTES
Sept. 8	SAN DIEGO CHARGERS	L	6-34	53,705	Paul Brown Stadium
Sept. 15	at Cleveland Browns	L	7-20	73,358	Cleveland Browns Stadium
Sept. 22	at Atlanta Falcons	L	3-30	68,129	Georgia Dome/Sunday night
Sept. 29	TAMPA BAY BUCCANEERS	L	7-35	57,234	Paul Brown Stadium
Oct. 6	at Indianapolis Colts	L	21-28	56,570	RCA Dome
Oct. 13	PITTSBURGH STEELERS	L	7-34	63,900	Paul Brown Stadium
Oct. 20	— BYE —				
Oct. 27	TENNESSEE TITANS	L	24-30	52,822	Paul Brown Stadium
Nov. 3	at Houston Texans	W	38-3	69,827	Reliant Stadium
Nov. 10	at Baltimore Ravens	L	27-38	69,024	Ravens Stadium
Nov. 17	CLEVELAND BROWNS	L	20-27	64,060	Paul Brown Stadium
Nov. 24	at Pittsburgh Steelers	L	21-29	60,473	Heinz Field
Dec. 1	BALTIMORE RAVENS	L	23-27	44,878	Paul Brown Stadium
Dec. 8	at Carolina Panthers	L	31-52	66,799	Ericsson Stadium
Dec. 15	JACKSONVILLE JAGUARS	L	15-29	42,092	Paul Brown Stadium
Dec. 22	NEW ORLEANS SAINTS	W	20-13	43,544	Paul Brown Stadium
Dec. 29	at Buffalo Bills	L	9-27	47,850	Ralph Wilson Stadium
REGULAR-SEASON TOTALS		2-14-0	279-456	—	Regular-season home att.: 422,235

2003

8-8-0 (5-3 HOME, 3-5 ROAD) — 2ND IN AFC NORTH

HEAD COACH: MARVIN LEWIS

DATE	OPPONENT	W-L	SCORE	ATT.	STADIUM/NOTES
Sept. 7	DENVER BRONCOS	L	10-30	63,820	Paul Brown Stadium
Sept. 14	at Oakland Raiders	L	20-23	50,135	Network Associates Coliseum
Sept. 21	PITTSBURGH STEELERS	L	10-17	64,596	Paul Brown Stadium
Sept. 28	at Cleveland Browns	W	21-14	73,428	Cleveland Browns Stadium
Oct. 5	at Buffalo Bills	L	*16-22	72,615	Ralph Wilson Stadium/*OT
Oct. 12	— BYE —				
Oct. 19	BALTIMORE RAVENS	W	34-26	53,553	Paul Brown Stadium
Oct. 26	SEATTLE SEAHAWKS	W	27-24	52,131	Paul Brown Stadium
Nov. 2	at Arizona Cardinals	L	14-17	23,531	Sun Devil Stadium
Nov. 9	HOUSTON TEXANS	W	34-27	50,437	Paul Brown Stadium
Nov. 16	KANSAS CITY CHIEFS	W	24-19	64,923	Paul Brown Stadium
Nov. 23	at San Diego Chargers	W	34-27	52,069	Qualcomm Stadium
Nov. 30	at Pittsburgh Steelers	W	24-20	58,797	Heinz Field
Dec. 7	at Baltimore Ravens	L	13-31	69,468	M&T Bank Stadium
Dec. 14	SAN FRANCISCO 49ERS	W	41-38	64,666	Paul Brown Stadium
Dec. 21	at St. Louis Rams	L	10-27	66,061	Edward Jones Dome
Dec. 28	CLEVELAND BROWNS	L	14-22	65,362	Paul Brown Stadium
REGULAR-SEASON TOTALS		8-8-0	346-384	—	Regular-season home att.: 479,488

2004

8-8-0 (5-3 HOME, 3-5 ROAD) — 3RD IN AFC NORTH

HEAD COACH: MARVIN LEWIS

DATE	OPPONENT	W-L	SCORE	ATT.	STADIUM/NOTES
Sept. 12	at N.Y. Jets	L	24-31	77,230	The Meadowlands
Sept. 19	MIAMI DOLPHINS	W	16-13	65,705	Paul Brown Stadium/Sunday night
Sept. 26	BALTIMORE RAVENS	L	9-23	65,575	Paul Brown Stadium
Oct. 3	at Pittsburgh Steelers	L	17-28	62,402	Heinz Field
Oct. 10	— BYE —				
Oct. 17	at Cleveland Browns	L	17-34	73,263	Cleveland Browns Stadium
Oct. 25	DENVER BRONCOS	W	23-10	65,806	Paul Brown Stadium/Monday night
Oct. 31	at Tennessee Titans	L	20-27	68,932	The Coliseum
Nov. 7	DALLAS COWBOYS	W	26-3	65,721	Paul Brown Stadium
Nov. 14	at Washington Redskins	W	17-10	87,786	FedExField
Nov. 21	PITTSBURGH STEELERS	L	14-19	65,780	Paul Brown Stadium
Nov. 28	CLEVELAND BROWNS	W	58-48	65,677	Paul Brown Stadium
Dec. 5	at Baltimore Ravens	W	27-26	69,695	M&T Bank Stadium
Dec. 12	at New England Patriots	L	28-35	68,756	Gillette Stadium
Dec. 19	BUFFALO BILLS	L	17-33	65,378	Paul Brown Stadium
Dec. 26	N.Y. GIANTS	W	23-22	64,606	Paul Brown Stadium
Jan. 2	at Philadelphia Eagles	W	38-10	67,074	Lincoln Financial Field
REGULAR-SEASON TOTALS		8-8-0	374-372	—	Regular-season home att.: 524,248

2005

11-5-0 (5-3 HOME, 6-2 ROAD) — 1ST IN AFC NORTH

HEAD COACH: MARVIN LEWIS

DATE	OPPONENT	W-L	SCORE	ATT.	STADIUM/NOTES
Sept. 11	at Cleveland Browns	W	27-13	73,013	Cleveland Browns Stadium
Sept. 18	MINNESOTA VIKINGS	W	37-8	65,763	Paul Brown Stadium
Sept. 25	at Chicago Bears	W	24-7	62,045	Soldier Field
Oct. 2	HOUSTON TEXANS	W	16-10	65,714	Paul Brown Stadium
Oct. 9	at Jacksonville Jaguars	L	20-23	66,137	ALLTEL Stadium/Sunday night
Oct. 16	at Tennessee Titans	W	31-23	69,149	The Coliseum
Oct. 23	PITTSBURGH STEELERS	L	13-27	66,104	Paul Brown Stadium
Oct. 30	GREEN BAY PACKERS	W	21-14	65,940	Paul Brown Stadium
Nov. 6	at Baltimore Ravens	W	21-9	70,540	M&T Bank Stadium
Nov. 13	— BYE —				
Nov. 20	INDIANAPOLIS COLTS	L	37-45	65,995	Paul Brown Stadium
Nov. 27	BALTIMORE RAVENS	W	42-29	65,680	Paul Brown Stadium
Dec. 4	at Pittsburgh Steelers	W	38-31	63,044	Heinz Field
Dec. 11	CLEVELAND BROWNS	W	23-20	65,788	Paul Brown Stadium
Dec. 18	at Detroit Lions	W	41-17	61,749	Ford Field
Dec. 24	BUFFALO BILLS	L	27-37	65,485	Paul Brown Stadium/Saturday afternoon
Jan. 1	at Kansas City Chiefs	L	3-37	77,211	Arrowhead Stadium
REGULAR-SEASON TOTALS		11-5-0	421-350	—	Regular-season home att.: 526,469
	AFC WILD CARD PLAYOFF				
Jan. 8	PITTSBURGH STEELERS	L	17-31	65,870	Paul Brown Stadium

2006

8-8-0 (4-4 HOME, 4-4 ROAD) — 2ND IN AFC NORTH

HEAD COACH: MARVIN LEWIS

DATE	OPPONENT	W-L	SCORE	ATT.	STADIUM/NOTES
Sept. 10	at Kansas City Chiefs	W	23-10	77,956	Arrowhead Stadium
Sept. 17	CLEVELAND BROWNS	W	34-17	66,072	Paul Brown Stadium
Sept. 24	at Pittsburgh Steelers	W	28-20	64,922	Heinz Field
Oct. 1	NEW ENGLAND PATRIOTS	L	13-38	66,035	Paul Brown Stadium
Oct. 8	— BYE —				
Oct. 15	at Tampa Bay Buccaneers	L	13-14	65,732	Raymond James Stadium
Oct. 22	CAROLINA PANTHERS	W	17-14	65,964	Paul Brown Stadium
Oct. 29	ATLANTA FALCONS	L	27-29	65,978	Paul Brown Stadium
Nov. 5	at Baltimore Ravens	L	20-26	70,792	M&T Bank Stadium
Nov. 12	SAN DIEGO CHARGERS	L	41-49	65,917	Paul Brown Stadium
Nov. 19	at New Orleans Saints	W	31-16	68,001	Louisiana Superdome
Nov. 26	at Cleveland Browns	W	30-0	72,926	Cleveland Browns Stadium
Nov. 30	BALTIMORE RAVENS	W	13-7	65,973	Paul Brown Stadium/Thursday night
Dec. 10	OAKLAND RAIDERS	W	27-10	65,882	Paul Brown Stadium
Dec. 18	at Indianapolis Colts	L	16-34	57,292	RCA Dome/Monday night
Dec. 24	at Denver Broncos	L	23-24	75,759	INVESCO Field at Mile High
Dec. 31	PITTSBURGH STEELERS	L	*17-23	66,049	Paul Brown Stadium/*OT
REGULAR-SEASON TOTALS		8-8-0	373-331	—	Regular-season home att.: 527,870

2007

7-9-0 (5-3 HOME, 2-6 ROAD) — 3RD IN AFC NORTH

HEAD COACH: MARVIN LEWIS

DATE	OPPONENT	W-L	SCORE	ATT.	STADIUM/NOTES
Sept. 10	BALTIMORE RAVENS	W	27-20	66,093	Paul Brown Stadium/Monday night
Sept. 16	at Cleveland Browns	L	45-51	72,801	Cleveland Browns Stadium
Sept. 23	at Seattle Seahawks	L	21-24	68,110	Qwest Field
Oct. 1	NEW ENGLAND PATRIOTS	L	13-34	66,113	Paul Brown Stadium/Monday night
Oct. 7	— BYE —				
Oct. 14	at Kansas City Chiefs	L	20-27	76,846	Arrowhead Stadium
Oct. 21	N.Y. JETS	W	38-31	65,868	Paul Brown Stadium
Oct. 28	PITTSBURGH STEELERS	L	13-24	66,188	Paul Brown Stadium
Nov. 4	at Buffalo Bills	L	21-33	70,745	Ralph Wilson Stadium
Nov. 11	at Baltimore Ravens	W	21-7	71,130	M&T Bank Stadium
Nov. 18	ARIZONA CARDINALS	L	27-35	65,403	Paul Brown Stadium
Nov. 25	TENNESSEE TITANS	W	35-6	65,489	Paul Brown Stadium
Dec. 2	at Pittsburgh Steelers	L	10-24	58,842	Heinz Field/Sunday night
Dec. 9	ST. LOUIS RAMS	W	19-10	65,143	Paul Brown Stadium
Dec. 15	at San Francisco 49ers	L	13-20	68,053	Monster Park/Saturday night
Dec. 23	CLEVELAND BROWNS	W	19-14	66,023	Paul Brown Stadium
Dec. 30	at Miami Dolphins	W	38-25	70,461	Dolphin Stadium
REGULAR-SEASON TOTALS		7-9-0	380-385	—	Regular-season home att.: 526,320

2008

4-11-1 (3-4-1 HOME, 1-7 ROAD) — **3RD IN AFC NORTH**

HEAD COACH: MARVIN LEWIS

DATE	OPPONENT	W-L	SCORE	ATT.	STADIUM/NOTES
Sept. 7	at Baltimore Ravens	L	10-17	70,978	M&T Bank Stadium
Sept. 14	TENNESSEE TITANS	L	7-24	64,540	Paul Brown Stadium
Sept. 21	at N.Y. Giants	L	*23-26	79,276	Giants Stadium/*OT
Sept. 28	CLEVELAND BROWNS	L	12-20	65,541	Paul Brown Stadium
Oct. 5	at Dallas Cowboys	L	22-31	62,655	Texas Stadium
Oct. 12	at N.Y. Jets	L	14-26	78,161	The Meadowlands
Oct. 19	PITTSBURGH STEELERS	L	10-38	65,860	Paul Brown Stadium
Oct. 26	at Houston Texans	L	6-35	70,112	Reliant Stadium/rescheduled from Nov. 9 due to damage caused by Hurricane Ike
Nov. 2	JACKSONVILLE JAGUARS	W	21-19	64,238	Paul Brown Stadium
Nov. 9	— BYE —				
Nov. 16	PHILADELPHIA EAGLES	T	*13-13	64,633	Paul Brown Stadium/*OT
Nov. 20	at Pittsburgh Steelers	L	10-27	59,854	Heinz Field/Thursday night
Nov. 30	BALTIMORE RAVENS	L	3-34	63,871	Paul Brown Stadium
Dec. 7	at Indianapolis Colts	L	3-35	66,402	Lucas Oil Stadium
Dec. 14	WASHINGTON REDSKINS	W	20-13	63,996	Paul Brown Stadium
Dec. 21	at Cleveland Browns	W	14-0	72,361	Cleveland Browns Stadium
Dec. 28	KANSAS CITY CHIEFS	W	16-6	63,984	Paul Brown Stadium
REGULAR-SEASON TOTALS		4-11-1	204-364	—	Regular-season home att.: 516,663

2009

10-6-0 (6-2 HOME, 4-4 ROAD) — **1ST IN AFC NORTH**

HEAD COACH: MARVIN LEWIS

DATE	OPPONENT	W-L	SCORE	ATT.	STADIUM/NOTES
Sept. 13	DENVER BRONCOS	L	7-12	62,831	Paul Brown Stadium
Sept. 20	at Green Bay Packers	W	31-24	70,678	Lambeau Field
Sept. 27	PITTSBURGH STEELERS	W	23-20	64,538	Paul Brown Stadium
Oct. 4	at Cleveland Browns	W	*23-20	69,844	Cleveland Browns Stadium/*OT
Oct. 11	at Baltimore Ravens	W	17-14	71,161	M&T Bank Stadium
Oct. 18	HOUSTON TEXANS	L	17-28	64,019	Paul Brown Stadium
Oct. 25	CHICAGO BEARS	W	45-10	64,900	Paul Brown Stadium
Nov. 1	— BYE —				
Nov. 8	BALTIMORE RAVENS	W	17-7	64,313	Paul Brown Stadium
Nov. 15	at Pittsburgh Steelers	W	18-12	65,392	Heinz Field
Nov. 22	at Oakland Raiders	L	17-20	34,112	Oakland Coliseum
Nov. 29	CLEVELAND BROWNS	W	16-7	64,553	Paul Brown Stadium
Dec. 6	DETROIT LIONS	W	23-13	62,545	Paul Brown Stadium
Dec. 13	at Minnesota Vikings	L	10-30	63,854	Hubert H. Humphrey Metrodome
Dec. 20	at San Diego Chargers	L	24-27	68,889	Qualcomm Stadium
Dec. 27	KANSAS CITY CHIEFS	W	17-10	64,333	Paul Brown Stadium
Jan. 3	at N.Y. Jets	L	0-37	79,106	The Meadowlands/Sunday night
REGULAR-SEASON TOTALS		10-6-0	305-291	—	Regular-season home att.: 512,032
	AFC WILD CARD PLAYOFF				
Jan. 9	N.Y. JETS	L	14-24	63,686	Paul Brown Stadium/Saturday

2010

4-12-0 (3-5 HOME, 1-7 ROAD) — **4TH IN AFC NORTH**

HEAD COACH: MARVIN LEWIS

DATE	OPPONENT	W-L	SCORE	ATT.	STADIUM/NOTES
Sept. 12	at New England Patriots	L	24-38	68,756	Gillette Stadium
Sept. 19	BALTIMORE RAVENS	W	15-10	64,071	Paul Brown Stadium
Sept. 26	at Carolina Panthers	W	20-7	72,887	Bank of America Stadium
Oct. 3	at Cleveland Browns	L	20-23	66,731	Cleveland Browns Stadium
Oct. 10	TAMPA BAY BUCCANEERS	L	21-24	63,888	Paul Brown Stadium
Oct. 17	— BYE —				
Oct. 24	at Atlanta Falcons	L	32-39	67,665	Georgia Dome
Oct. 31	MIAMI DOLPHINS	L	14-22	63,179	Paul Brown Stadium
Nov. 8	PITTSBURGH STEELERS	L	21-27	65,626	Paul Brown Stadium/Monday night
Nov. 14	at Indianapolis Colts	L	17-23	67,404	Lucas Oil Stadium
Nov. 21	BUFFALO BILLS	L	31-49	55,654	Paul Brown Stadium
Nov. 25	at N.Y. Jets	L	10-26	78,903	New Meadowlands/Thursday night
Dec. 5	NEW ORLEANS SAINTS	L	30-34	59,963	Paul Brown Stadium
Dec. 12	at Pittsburgh Steelers	L	7-23	57,501	Heinz Field
Dec. 19	CLEVELAND BROWNS	W	19-17	56,342	Paul Brown Stadium
Dec. 26	SAN DIEGO CHARGERS	W	34-20	54,194	Paul Brown Stadium
Jan. 2	at Baltimore Ravens	L	7-13	71,088	M&T Bank Stadium
REGULAR-SEASON TOTALS		4-12-0	322-395	—	Regular-season home att.: 482,917

2011

9-7-0 (4-4 HOME, 5-3 ROAD) — **3RD IN AFC NORTH** *(WILD CARD QUALIFIER)*

HEAD COACH: MARVIN LEWIS

DATE	OPPONENT	W-L	SCORE	ATT.	STADIUM/NOTES
Sept. 11	at Cleveland Browns	W	27-17	67,321	Cleveland Browns Stadium
Sept. 18	at Denver Broncos	L	22-24	73,281	Sport Authority Field at Mile High
Sept. 25	SAN FRANCISCO 49ERS	L	8-13	43,363	Paul Brown Stadium
Oct. 2	BUFFALO BILLS	W	23-20	41,142	Paul Brown Stadium
Oct. 9	at Jacksonville Jaguars	W	30-20	61,799	EverBank Field
Oct. 16	INDIANAPOLIS COLTS	W	27-17	52,068	Paul Brown Stadium
Oct. 23	— BYE —				
Oct. 30	at Seattle Seahawks	W	34-12	66,004	CenturyLink Field
Nov. 6	at Tennessee Titans	W	24-17	69,143	LP Field
Nov. 13	PITTSBURGH STEELERS	L	17-24	63,262	Paul Brown Stadium
Nov. 20	at Baltimore Ravens	L	24-31	71,320	M&T Bank Stadium
Nov. 27	CLEVELAND BROWNS	W	23-20	48,260	Paul Brown Stadium
Dec. 4	at Pittsburgh Steelers	L	7-35	63,697	Heinz Field
Dec. 11	HOUSTON TEXANS	L	19-20	41,202	Paul Brown Stadium
Dec. 18	at St. Louis Rams	W	20-13	56,431	Edward Jones Dome
Dec. 24	ARIZONA CARDINALS	W	23-16	41,273	Paul Brown Stadium/Saturday afternoon
Jan. 1	BALTIMORE RAVENS	L	16-24	63,439	Paul Brown Stadium
REGULAR-SEASON TOTALS		9-7-0	344-323	—	Regular-season home att.: 394,009
	AFC WILD CARD PLAYOFF				
Jan. 7	at Houston Texans	L	10-31	71,725	Reliant Stadium

2012

10-6-0 (4-4 HOME, 6-2 ROAD) — **2ND IN AFC NORTH** *(WILD CARD QUALIFIER)*

HEAD COACH: MARVIN LEWIS

DATE	OPPONENT	W-L	SCORE	ATT.	STADIUM/NOTES
Sept. 10	at Baltimore Ravens	L	13-44	71,064	M&T Bank Stadium/Monday night
Sept. 16	CLEVELAND BROWNS	W	34-27	63,036	Paul Brown Stadium
Sept. 23	at Washington Redskins	W	38-31	80,060	FedExField
Sept. 30	at Jacksonville Jaguars	W	27-10	63,030	EverBank Field
Oct. 7	MIAMI DOLPHINS	L	13-17	61,162	Paul Brown Stadium
Oct. 14	at Cleveland Browns	L	24-34	67,060	Cleveland Browns Stadium
Oct. 21	PITTSBURGH STEELERS	L	17-24	63,411	Paul Brown Stadium/Sunday night
Oct. 28	— BYE —				
Nov. 4	DENVER BRONCOS	L	23-31	63,623	Paul Brown Stadium
Nov. 11	N.Y. GIANTS	W	31-13	56,614	Paul Brown Stadium
Nov. 18	at Kansas City Chiefs	W	28-6	63,336	Arrowhead Stadium
Nov. 25	OAKLAND RAIDERS	W	34-10	56,503	Paul Brown Stadium
Dec. 2	at San Diego Chargers	W	20-13	54,980	Qualcomm Stadium
Dec. 9	DALLAS COWBOYS	L	19-20	63,590	Paul Brown Stadium
Dec. 13	at Philadelphia Eagles	W	34-13	69,144	Lincoln Financial Field/Thursday night
Dec. 23	at Pittsburgh Steelers	W	13-10	63,236	Heinz Field
Dec. 30	BALTIMORE RAVENS	W	23-17	61,565	Paul Brown Stadium
REGULAR-SEASON TOTALS		10-6-0	391-320	—	Regular-season home att.: 489,504
	AFC WILD CARD PLAYOFF				
Jan. 5	at Houston Texans	L	13-19	71,738	Reliant Stadium

ALL-TIME RESULTS — PRESEASON

All-time preseason record: 96-104-2

(All games listed are night games unless noted otherwise. Opponents are capitalized for games in which the Bengals were the home team, including those games played at neutral sites.)

1968 (2-3-0)

DATE	OPPONENT	W-L	SCORE	NOTES
Aug. 3	KANSAS CITY CHIEFS	L	14-38	
Aug. 10	at Denver Broncos	L	13-15	
Aug. 17	BUFFALO BILLS	L	6-10	
Aug. 25	vs. Pittsburgh Steelers	W	19-3	Afternoon game/at Morgantown, W.Va.
Aug. 30	VS. N.Y. JETS	W	13-9	At Memphis, Tenn.

1969 (3-2-0)

DATE	OPPONENT	W-L	SCORE	NOTES
Aug. 10	vs. Boston Patriots	L	13-21	Afternoon game/at Bowling Green, Ohio
Aug. 16	vs. Kansas City Chiefs	L	7-23	At Jackson, Miss.
Aug. 23	MIAMI DOLPHINS	W	28-21	
Aug. 30	at Pittsburgh Steelers	W	23-13	
Sept. 6	DENVER BRONCOS	W	13-11	

1970 (2-3-1)

DATE	OPPONENT	W-L	SCORE	NOTES
Aug. 8	WASHINGTON REDSKINS	W	27-12	
Aug. 15	at Miami Dolphins	L	10-20	
Aug. 22	at St. Louis Cardinals	L	20-41	
Aug. 29	CLEVELAND BROWNS	W	31-24	
Sept. 5	at Green Bay Packers	T	10-10	At Milwaukee
Sept. 12	DETROIT LIONS	L	14-31	

1971 (5-0-1)

DATE	OPPONENT	W-L	SCORE	NOTES
Aug. 7	at Miami Dolphins	W	27-10	
Aug. 14	at Detroit Lions	W	31-24	
Aug. 23	PITTSBURGH STEELERS	W	20-13	
Aug. 28	ST. LOUIS CARDINALS	W	22-21	
Sept. 4	GREEN BAY PACKERS	W	27-24	
Sept. 11	at Washington Redskins	T	17-17	

1972 (3-3-0)

DATE	OPPONENT	W-L	SCORE	NOTES
Aug. 5	at Green Bay Packers	L	14-24	
Aug. 12	DETROIT LIONS	W	28-20	
Aug. 19	MIAMI DOLPHINS	L	17-35	
Aug. 28	at Philadelphia Eagles	W	34-20	
Sept. 3	VS. CLEVELAND BROWNS	W	27-21	Afternoon game/at Columbus, Ohio
Sept. 9	ATLANTA FALCONS	L	14-44	

1973 (4-2-0)

DATE	OPPONENT	W-L	SCORE	NOTES
Aug. 4	at Miami Dolphins	L	13-14	
Aug. 11	PHILADELPHIA EAGLES	W	45-21	
Aug. 19	vs. Cleveland Browns	L	6-24	Afternoon game/at Columbus, Ohio
Aug. 24	at Detroit Lions	W	17-10	
Sept. 1	ATLANTA FALCONS	W	31-20	
Sept. 8	GREEN BAY PACKERS	W	13-10	

1974 (4-2-0)

DATE	OPPONENT	W-L	SCORE	NOTES
Aug. 3	MIAMI DOLPHINS	W	19-13	
Aug. 10	PHILADELPHIA EAGLES	W	35-21	
Aug. 17	at Atlanta Falcons	W	*13-7	*OT
Aug. 26	DETROIT LIONS	W	27-14	
Sept. 1	VS. CLEVELAND BROWNS	L	17-21	Afternoon game/at Columbus, Ohio
Sept. 6	at Green Bay Packers	L	24-26	At Milwaukee

1975 (4-3-0)

DATE	OPPONENT	W-L	SCORE	NOTES
Aug. 2	VS. WASHINGTON REDSKINS	L	9-17	Afternoon game/Hall of Fame Game at Canton, Ohio
Aug. 9	at Miami Dolphins	L	3-7	
Aug. 15	at Buffalo Bills	W	38-28	
Aug. 23	GREEN BAY PACKERS	W	27-10	
Aug. 28	at Philadelphia Eagles	L	20-30	
Sept. 6	at Detroit Lions	W	22-14	Afternoon game
Sept. 13	NEW ORLEANS SAINTS	W	20-0	

1976 (4-2-0)

DATE	OPPONENT	W-L	SCORE	NOTES
July 31	at Green Bay Packers	W	23-17	
Aug. 7	BUFFALO BILLS	W	31-10	
Aug. 14	DETROIT LIONS	W	26-14	
Aug. 22	at Minnesota Vikings	L	17-23	Afternoon game
Aug. 28	at New Orleans Saints	L	10-13	
Sept. 4	at Tampa Bay Buccaneers	W	24-13	

1977 (5-1-0)

DATE	OPPONENT	W-L	SCORE	NOTES
Aug. 6	at Green Bay Packers	L	20-23	
Aug. 13	TAMPA BAY BUCCANEERS	W	45-0	
Aug. 21	at Detroit Lions	W	17-13	Afternoon game
Aug. 27	at St. Louis Cardinals	W	33-9	
Sept. 3	MINNESOTA VIKINGS	W	26-7	
Sept. 10	at Chicago Bears	W	24-6	

1978 (2-2-0)

DATE	OPPONENT	W-L	SCORE	NOTES
Aug. 5	at Tampa Bay Buccaneers	L	0-17	
Aug. 12	DETROIT LIONS	L	10-14	
Aug. 19	CHICAGO BEARS	W	27-3	
Aug. 26	at Green Bay Packers	W	17-14	At Milwaukee

1979 (2-2-0)

DATE	OPPONENT	W-L	SCORE	NOTES
Aug. 4	at Detroit Lions	W	40-28	
Aug. 11	GREEN BAY PACKERS	W	20-5	
Aug. 18	at Chicago Bears	L	13-17	
Aug. 25	TAMPA BAY BUCCANEERS	L	13-24	

1980 (1-3-0)

DATE	OPPONENT	W-L	SCORE	NOTES
Aug. 9	at Denver Broncos	L	6-17	
Aug. 16	CHICAGO BEARS	W	21-3	
Aug. 23	at Tampa Bay Buccaneers	L	*14-20	*OT
Aug. 30	DETROIT LIONS	L	10-15	

1981 (2-2-0)

DATE	OPPONENT	W-L	SCORE	NOTES
Aug. 8	at Tampa Bay Buccaneers	W	24-17	
Aug. 15	at Detroit Lions	W	30-20	
Aug. 22	at Chicago Bears	L	21-24	
Aug. 29	DENVER BRONCOS	L	20-24	

1982 (1-3-0)

DATE	OPPONENT	W-L	SCORE	NOTES
Aug. 13	at Kansas City Chiefs	L	20-26	
Aug. 20	at Green Bay Packers	L	27-41	At Milwaukee
Aug. 28	DETROIT LIONS	L	23-27	
Sept. 3	WASHINGTON REDSKINS	W	28-21	

1983 (0-4-0)

DATE	OPPONENT	W-L	SCORE	NOTES
Aug. 6	KANSAS CITY CHIEFS	L	7-24	
Aug. 12	at Washington Redskins	L	23-27	
Aug. 18	N.Y. JETS	L	*17-20	*OT
Aug. 27	at Detroit Lions	L	7-34	

1984 (3-1-0)

DATE	OPPONENT	W-L	SCORE	NOTES
Aug. 4	at N.Y. Jets	W	21-15	
Aug. 11	at Tampa Bay Buccaneers	L	13-21	
Aug. 18	at Chicago Bears	W	25-17	
Aug. 24	DETROIT LIONS	W	35-14	

1985 (2-2-0)

DATE	OPPONENT	W-L	SCORE	NOTES
Aug. 10	KANSAS CITY CHIEFS	L	27-35	
Aug. 17	N.Y. JETS	W	24-20	
Aug. 23	at Detroit Lions	L	17-31	
Aug. 30	at Indianapolis Colts	W	31-21	

1986 (1-3-0)

DATE	OPPONENT	W-L	SCORE	NOTES
Aug. 9	at Kansas City Chiefs	L	0-20	
Aug. 16	at N.Y. Jets	L	17-28	
Aug. 23	GREEN BAY PACKERS	W	34-12	
Aug. 29	DETROIT LIONS	L	20-30	

1987 (2-2-0)

DATE	OPPONENT	W-L	SCORE	NOTES
Aug. 15	at Tampa Bay Buccaneers	W	31-30	
Aug. 22	at Detroit Lions	L	9-23	
Aug. 29	at Green Bay Packers	W	28-20	
Sept. 4	NEW ORLEANS SAINTS	L	14-26	

1988 (4-1-0)

DATE	OPPONENT	W-L	SCORE	NOTES
July 30	vs. Los Angeles Rams	W	14-7	Afternoon game/Hall of Fame Game at Canton, Ohio
Aug. 6	at Kansas City Chiefs	L	21-34	
Aug. 13	at Buffalo Bills	W	24-13	
Aug. 20	DETROIT LIONS	W	24-7	
Aug. 26	at New England Patriots	W	27-21	

1989 (2-2-0)

DATE	OPPONENT	W-L	SCORE	NOTES
Aug. 13	BUFFALO BILLS	W	24-20	
Aug. 19	at Detroit Lions	W	35-3	
Aug. 28	at New Orleans Saints	L	10-27	
Sept. 1	at Minnesota Vikings	L	10-17	

1990 (1-3-0)

DATE	OPPONENT	W-L	SCORE	NOTES
Aug. 11	at Tampa Bay Buccaneers	L	17-30	
Aug. 18	at Atlanta Falcons	L	17-34	
Aug. 24	at New England Patriots	W	*13-10	*OT
Aug. 31	DETROIT LIONS	L	24-26	

1991 (2-2-0)

DATE	OPPONENT	W-L	SCORE	NOTES
Aug. 2	at Detroit Lions	L	20-24	
Aug. 10	PHILADELPHIA EAGLES	L	24-29	
Aug. 17	MINNESOTA VIKINGS	W	*27-24	*OT
Aug. 24	at Green Bay Packers	W	*19-16	At Milwaukee/*OT

1992 (2-2-0)

DATE	OPPONENT	W-L	SCORE	NOTES
Aug. 9	at N.Y. Giants	L	7-13	
Aug. 15	at Philadelphia Eagles	L	17-27	
Aug. 22	INDIANAPOLIS COLTS	W	20-0	
Aug. 28	DETROIT LIONS	W	34-17	

1993 (2-2-0)

DATE	OPPONENT	W-L	SCORE	NOTES
Aug. 7	N.Y. GIANTS	L	16-27	
Aug. 14	at Indianapolis Colts	W	24-7	
Aug. 20	at Detroit Lions	L	7-30	
Aug. 27	PHILADELPHIA EAGLES	W	23-3	

1994 (1-3-0)

DATE	OPPONENT	W-L	SCORE	NOTES
Aug. 6	at Tampa Bay Buccaneers	L	16-17	
Aug. 13	INDIANAPOLIS COLTS	L	21-26	
Aug. 20	at Philadelphia Eagles	L	7-17	
Aug. 26	DETROIT LIONS	W	38-14	

1995 (1-3-0)

DATE	OPPONENT	W-L	SCORE	NOTES
Aug. 4	at Indianapolis Colts	W	34-21	
Aug. 11	TAMPA BAY BUCCANEERS	L	7-31	
Aug. 17	at Detroit Lions	L	13-20	
Aug. 25	N.Y. JETS	L	24-30	

1996 (2-2-0)

DATE	OPPONENT	W-L	SCORE	NOTES
Aug. 3	INDIANAPOLIS COLTS	W	28-25	
Aug. 10	at Arizona Cardinals	L	10-13	
Aug. 16	at Washington Redskins	W	28-7	
Aug. 23	DETROIT LIONS	L	17-24	

1997 (2-2-0)

DATE	OPPONENT	W-L	SCORE	NOTES
Aug. 1	at Indianapolis Colts	L	16-20	
Aug. 8	at Detroit Lions	W	27-23	
Aug. 16	MINNESOTA VIKINGS	W	37-13	
Aug. 22	SEATTLE SEAHAWKS	L	28-31	

1998 (1-3-0)

DATE	OPPONENT	W-L	SCORE	NOTES
Aug. 8	at N.Y. Giants	L	17-24	
Aug. 17	INDIANAPOLIS COLTS	L	27-30	
Aug. 22	DETROIT LIONS	W	33-19	
Aug. 28	at Atlanta Falcons	L	0-17	

1999 (0-4-0)

DATE	OPPONENT	W-L	SCORE	NOTES
Aug. 14	at Indianapolis Colts	L	17-20	
Aug. 20	at Detroit Lions	L	0-16	
Aug. 28	BUFFALO BILLS	L	3-30	
Sept. 3	ATLANTA FALCONS	L	16-28	

2000 (1-3-0)

DATE	OPPONENT	W-L	SCORE	NOTES
Aug. 4	at Buffalo Bills	L	20-21	
Aug. 11	at Atlanta Falcons	L	16-31	
Aug. 19	CHICAGO BEARS	W	24-20	
Aug. 25	DETROIT LIONS	L	13-21	

2001 (1-3-0)

DATE	OPPONENT	W-L	SCORE	NOTES
Aug. 4	at Chicago Bears	L	*13-16	*OT
Aug. 10	at Detroit Lions	W	27-24	
Aug. 25	BUFFALO BILLS	L	10-20	
Aug. 30	INDIANAPOLIS COLTS	L	17-23	

2002 (2-2-0)

DATE	OPPONENT	W-L	SCORE	NOTES
Aug. 9	at Buffalo Bills	W	24-17	
Aug. 17	at Indianapolis Colts	W	22-10	
Aug. 24	NEW ORLEANS SAINTS	L	23-31	
Aug. 29	ATLANTA FALCONS	L	14-27	

2003 (1-3-0)

DATE	OPPONENT	W-L	SCORE	NOTES
Aug. 10	at N.Y. Jets	L	13-28	Afternoon game
Aug. 16	DETROIT LIONS	W	23-10	
Aug. 23	TENNESSEE TITANS	L	15-23	
Aug. 29	at Indianapolis Colts	L	20-21	

2004 (2-2-0)

DATE	OPPONENT	W-L	SCORE	NOTES
Aug. 16	at Tampa Bay Buccaneers	L	6-20	
Aug. 21	NEW ENGLAND PATRIOTS	W	31-3	
Aug. 28	at Atlanta Falcons	L	10-37	
Sept. 3	INDIANAPOLIS COLTS	W	16-13	

(All-time results — preseason, continued)

2005 (2-2-0)

DATE	OPPONENT	W-L	SCORE	NOTES
Aug. 12	NEW ENGLAND PATRIOTS	L	13-23	
Aug. 19	at Washington Redskins	W	24-17	
Aug. 26	at Philadelphia Eagles	L	17-27	
Sept. 2	INDIANAPOLIS COLTS	W	38-0	

2006 (4-0-0)

DATE	OPPONENT	W-L	SCORE	NOTES
Aug. 13	WASHINGTON REDSKINS	W	19-3	
Aug. 18	at Buffalo Bills	W	44-31	
Aug. 28	GREEN BAY PACKERS	W	48-17	
Sept. 1	at Indianapolis Colts	W	20-3	

2007 (1-3-0)

DATE	OPPONENT	W-L	SCORE	NOTES
Aug. 9	at Detroit Lions	L	26-27	
Aug. 18	NEW ORLEANS SAINTS	L	19-27	
Aug. 27	at Atlanta Falcons	L	19-24	
Aug. 31	INDIANAPOLIS COLTS	W	14-6	

2008 (2-2-0)

DATE	OPPONENT	W-L	SCORE	NOTES
Aug. 11	at Green Bay Packers	W	20-17	
Aug. 17	DETROIT LIONS	L	10-27	
Aug. 23	NEW ORLEANS SAINTS	L	0-13	
Aug. 28	at Indianapolis Colts	W	27-7	

2009 (2-2-0)

DATE	OPPONENT	W-L	SCORE	NOTES
Aug. 14	at New Orleans Saints	L	7-17	
Aug. 20	at New England Patriots	W	7-6	
Aug. 27	ST. LOUIS RAMS	L	21-24	
Sept. 3	INDIANAPOLIS COLTS	W	38-7	

2010 (3-2-0)

DATE	OPPONENT	W-L	SCORE	NOTES
Aug. 8	VS. DALLAS COWBOYS	L	7-16	Hall of Fame Game at Canton, Ohio
Aug. 15	DENVER BRONCOS	W	33-24	
Aug. 20	PHILADELPHIA EAGLES	W	22-9	
Aug. 28	at Buffalo Bills	L	20-35	
Sept. 2	at Indianapolis Colts	W	30-28	

2011 (1-3-0)

DATE	OPPONENT	W-L	SCORE	NOTES
Aug. 12	at Detroit Lions	L	3-34	
Aug. 21	at N.Y. Jets	L	7-27	
Aug. 25	CAROLINA PANTHERS	W	24-13	
Sept. 1	INDIANAPOLIS COLTS	L	13-17	

2012 (2-2-0)

DATE	OPPONENT	W-L	SCORE	NOTES
Aug. 10	N.Y. JETS	W	17-6	
Aug. 16	at Atlanta	W	24-19	
Aug. 23	GREEN BAY	L	13-27	
Aug. 30	at Indianapolis	L	16-20	

ALL-TIME RESULTS — BY OPPONENT

(The years listed are the seasons in which games were scheduled, not necessarily the calendar years in which games were played.)

ARIZONA CARDINALS

Bengals lead regular-season series, 6-4-0

(Cardinals franchise known as Phoenix prior to 1994 and in St. Louis prior to 1988)

YEAR	DATE	SITE	W-L	SCORE
1973	Nov. 25	Cincinnati	W	42-24
1979	Nov. 25	Cincinnati	W	34-28
1985	Sept. 15	St. Louis	L	27-41
1988	Sept. 4	Cincinnati	W	21-14
1994	Dec. 18	Arizona	L	7-28
1997	Aug. 31	Cincinnati	W	24-21
2000	Dec. 3	Cincinnati	W	24-13
2003	Nov. 2	Arizona	L	14-17
2007	Nov. 18	Cincinnati	L	27-35
2011	Dec. 24	Cincinnati	W	23-16

ATLANTA FALCONS

Bengals lead regular-season series, 7-5-0

YEAR	DATE	SITE	W-L	SCORE
1971	Nov. 7	Cincinnati	L	6-9
1975	Oct. 26	Atlanta	W	21-14
1978	Dec. 3	Cincinnati	W	37-7
1981	Dec. 20	Atlanta	W	30-28
1984	Nov. 25	Cincinnati	W	35-14
1987	Nov. 15	Atlanta	W	16-10
1990	Oct. 28	Atlanta	L	17-38
1993	Dec. 26	Cincinnati	W	21-17
1996	Nov. 24	Cincinnati	W	41-31
2002	Sept. 22	Atlanta	L	3-30
2006	Oct. 29	Cincinnati	L	27-29
2010	Oct. 24	Atlanta	L	32-39

BALTIMORE RAVENS

Ravens lead regular-season series, 19-15-0

YEAR	DATE	SITE	W-L	SCORE
1996	Nov. 3	Baltimore	W	24-21
	Dec. 8	Cincinnati	W	21-14
1997	Sept. 7	Baltimore	L	10-23
	Dec. 21	Cincinnati	W	16-14
1998	Sept. 27	Baltimore	L	24-31
	Nov. 22	Cincinnati	L	13-20
1999	Nov. 21	Cincinnati	L	31-34
	Dec. 26	Baltimore	L	0-22
2000	Sept. 24	Baltimore	L	0-37
	Nov. 5	Cincinnati	L	7-27
2001	Sept. 23	Cincinnati	W	21-10
	Dec. 23	Baltimore	L	0-16
2002	Nov. 10	Baltimore	L	27-38
	Dec. 1	Cincinnati	L	23-27
2003	Oct. 19	Cincinnati	W	34-26
	Dec. 7	Baltimore	L	13-31
2004	Sept. 26	Cincinnati	L	9-23
	Dec. 5	Baltimore	W	27-26
2005	Nov. 6	Baltimore	W	21-9
	Nov. 27	Cincinnati	W	42-29
2006	Nov. 5	Baltimore	L	20-26
	Nov. 30	Cincinnati	W	13-7
2007	Sept. 10	Cincinnati	W	27-20
	Nov. 11	Baltimore	W	21-7
2008	Sept. 7	Baltimore	L	10-17
	Nov. 30	Cincinnati	L	3-34
2009	Oct. 11	Baltimore	W	17-14
	Nov. 8	Cincinnati	W	17-7
2010	Sept. 19	Cincinnati	W	15-10
	Jan. 2	Baltimore	L	7-13
2011	Nov. 20	Baltimore	L	24-31
	Jan. 1	Cincinnati	L	16-24
2012	Sept. 10	Baltimore	L	13-44
	Dec. 30	Cincinnati	W	23-17

BUFFALO BILLS

Bills lead regular-season series, 15-10-0
Bengals lead postseason series, 2-0

YEAR	DATE	SITE	W-L	SCORE
1968	Sept. 22	Cincinnati	W	34-23
1969	Nov. 30	Buffalo	L	13-16
1970	Nov. 8	Buffalo	W	43-14
1973	Nov. 11	Buffalo	W	16-13
1975	Nov. 17	Cincinnati	W	33-24
1978	Oct. 22	Buffalo	L	0-5
1979	Sept. 9	Buffalo	L	24-51
1980	Nov. 16	Cincinnati	L	0-14
1981	Sept. 27	Cincinnati	W (OT)	27-24
	Jan. 3	Cincinnati*	W	28-21
1983	Sept. 11	Cincinnati	L	6-10
1984	Dec. 16	Cincinnati	W	52-21
1985	Nov. 3	Buffalo	W	23-17
1986	Sept. 14	Cincinnati	W (OT)	36-33
1988	Nov. 27	Cincinnati	W	35-21
	Jan. 8	Cincinnati**	W	21-10
1989	Nov. 26	Buffalo	L	7-24
1991	Oct. 21	Buffalo	L	16-35
1996	Nov. 17	Buffalo	L	17-31
1998	Dec. 6	Cincinnati	L	20-33
2002	Dec. 29	Buffalo	L	9-27
2003	Oct. 5	Buffalo	L (OT)	16-22
2004	Dec. 19	Cincinnati	L	17-33
2005	Dec. 24	Cincinnati	L	27-37
2007	Nov. 4	Buffalo	L	21-33
2010	Nov. 21	Cincinnati	L	31-49
2011	Oct. 2	Cincinnati	W	23-20

**AFC Divisional Playoff; **AFC Championship*

CAROLINA PANTHERS

Regular-season series tied, 2-2-0

YEAR	DATE	SITE	W-L	SCORE
1999	Sept. 26	Carolina	L	3-27
2002	Dec. 8	Carolina	L	31-52
2006	Oct. 22	Cincinnati	W	17-14
2010	Sept. 26	Carolina	W	20-7

CHICAGO BEARS

Bengals lead regular-season series, 6-3-0

YEAR	DATE	SITE	W-L	SCORE
1972	Nov. 26	Chicago	W	13-3
1980	Dec. 14	Chicago	W (OT)	17-14
1986	Sept. 28	Cincinnati	L	7-44
1989	Sept. 10	Chicago	L	14-17
1992	Nov. 8	Chicago	W (OT)	31-28
1995	Dec. 10	Cincinnati	W	16-10
2001	Oct. 21	Cincinnati	L	0-24
2005	Sept. 25	Chicago	W	24-7
2009	Oct. 25	Cincinnati	W	45-10

CLEVELAND BROWNS

Bengals lead regular-season series, 42-37-0

YEAR	DATE	SITE	W-L	SCORE
1970	Oct. 11	Cleveland	L	27-30
	Nov. 15	Cincinnati	W	14-10
1971	Oct. 17	Cincinnati	L	24-27
	Dec. 5	Cleveland	L	27-31
1972	Oct. 1	Cleveland	L	6-27
	Dec. 9	Cincinnati	L	24-27
1973	Oct. 7	Cleveland	L	10-17
	Dec. 9	Cincinnati	W	34-17
1974	Sept. 15	Cincinnati	W	33-7
	Oct. 13	Cleveland	W	34-24
1975	Sept. 21	Cincinnati	W	24-17
	Nov. 23	Cleveland	L	23-35
1976	Oct. 3	Cleveland	W	45-24
	Oct. 31	Cincinnati	W	21-6
1977	Sept. 18	Cincinnati	L	3-13
	Nov. 6	Cleveland	W	10-7
1978	Sept. 10	Cleveland	L (OT)	10-13
	Dec. 17	Cincinnati	W	48-16
1979	Oct. 21	Cleveland	L	27-28
	Dec .16	Cincinnati	W	16-12
1980	Nov. 23	Cleveland	L	7-31
	Dec. 21	Cincinnati	L	24-27
1981	Sept. 20	Cincinnati	L	17-20
	Nov. 29	Cleveland	W	41-21
1982	Sept. 27	Cleveland	CANCELED	
	Dec. 12	Cincinnati	W	23-10
1983	Sept. 15	Cleveland	L	7-17
	Oct. 23	Cincinnati	W	28-21
1984	Oct. 21	Cincinnati	W	12-9
	Dec. 2	Cleveland	W (OT)	20-17
1985	Nov. 10	Cincinnati	W	27-10
	Nov. 24	Cleveland	L	6-24
1986	Sept. 18	Cleveland	W	30-13
	Dec. 14	Cincinnati	L	3-34
1987	Oct. 18	Cincinnati	L	0-34
	Dec. 13	Cleveland	L	24-38
1988	Sept. 25	Cincinnati	W	24-17
	Oct. 30	Cleveland	L	16-23
1989	Sept. 25	Cincinnati	W	21-14
	Dec. 3	Cleveland	W	21-0
1990	Oct. 22	Cleveland	W	34-13
	Dec. 30	Cincinnati	W	21-14
1991	Sept. 15	Cleveland	L	13-14
	Nov. 3	Cincinnati	W	23-21
1992	Nov. 1	Cincinnati	W	30-10
	Dec. 6	Cleveland	L	21-37
1993	Sept. 5	Cleveland	L	14-27
	Oct. 17	Cincinnati	L	17-28
1994	Sept. 4	Cincinnati	L	20-28
	Oct. 23	Cleveland	L	13-37
1995	Oct. 29	Cincinnati	L (OT)	26-29
	Dec. 17	Cleveland	L	10-26
1999	Oct. 10	Cleveland	W	18-17
	Dec. 12	Cincinnati	W	44-28
2000	Sept. 10	Cincinnati	L	7-24
	Oct. 29	Cleveland	W	12-3
2001	Oct. 14	Cincinnati	W	24-14
	Nov. 25	Cleveland	L	0-18
2002	Sept. 15	Cleveland	L	7-20
	Nov. 17	Cincinnati	L	20-27
2003	Sept. 28	Cleveland	W	21-14
	Dec. 28	Cincinnati	L	14-22
2004	Oct. 17	Cleveland	L	17-34
	Nov. 28	Cincinnati	W	58-48
2005	Sept. 11	Cleveland	W	27-13
	Dec. 11	Cincinnati	W	23-20
2006	Sept. 17	Cincinnati	W	34-17
	Nov. 26	Cleveland	W	30-0
2007	Sept. 16	Cleveland	L	45-51
	Dec. 23	Cincinnati	W	19-14
2008	Sept. 28	Cincinnati	L	12-20
	Dec. 21	Cleveland	W	14-0
2009	Oct. 4	Cleveland	W (OT)	23-20
	Nov. 29	Cincinnati	W	16-7
2010	Oct. 3	Cleveland	L	20-23
	Dec. 19	Cincinnati	W	19-17
2011	Sept. 11	Cleveland	W	27-17
	Nov. 27	Cincinnati	W	23-20
2012	Sept. 16	Cincinnati	W	34-27
	Oct. 14	Cleveland	L	24-34

DALLAS COWBOYS

Cowboys lead regular-season series, 7-4-0

YEAR	DATE	SITE	W-L	SCORE
1973	Nov. 4	Dallas	L	10-38
1979	Sept. 30	Dallas	L	13-38
1982	Oct. 24	Cincinnati	CANCELED	
1985	Dec. 8	Cincinnati	W	50-24
1988	Nov. 20	Dallas	W	38-24
1991	Oct. 13	Dallas	L	23-35
1994	Oct. 30	Cincinnati	L	20-23
1997	Dec. 14	Cincinnati	W	31-24
2000	Nov. 12	Dallas	L	6-23
2004	Nov. 7	Cincinnati	W	26-3
2008	Oct. 5	Dallas	L	22-31
2012	Dec. 9	Cincinnati	L	19-20

DENVER BRONCOS

Broncos lead regular-season series, 19-8-0

YEAR	DATE	SITE	W-L	SCORE
1968	Sept. 15	Cincinnati	W	24-10
	Oct. 6	Denver	L	7-10
1969	Oct. 19	Cincinnati	L	23-30
	Dec. 14	Denver	L	16-27
1971	Nov. 14	Denver	W	24-10
1972	Oct. 8	Cincinnati	W	21-10
1973	Sept. 16	Denver	L	10-28
1975	Nov. 9	Denver	W	17-16
1976	Sept. 12	Cincinnati	W	17-7
1977	Oct. 23	Cincinnati	L	13-24
1979	Sept. 2	Denver	L	0-10
1981	Nov. 22	Cincinnati	W	38-21
1983	Oct. 16	Denver	L	17-24
1984	Sept. 2	Denver	L	17-20
1986	Nov. 30	Denver	L	28-34
1991	Sept. 1	Denver	L	14-45
1994	Nov. 27	Denver	L	13-15
1996	Sept. 29	Cincinnati	L	10-14
1997	Sept. 21	Denver	L	20-38
1998	Nov. 1	Cincinnati	L	26-33
2000	Oct. 22	Cincinnati	W	31-21
2003	Sept. 7	Cincinnati	L	10-30
2004	Oct. 25	Cincinnati	W	23-10
2006	Dec. 24	Denver	L	23-24
2009	Sept. 13	Cincinnati	L	7-12
2011	Sept. 18	Denver	L	22-24
2012	Nov. 4	Cincinnati	L	23-31

DETROIT LIONS

Bengals lead regular-season series, 7-3-0

YEAR	DATE	SITE	W-L	SCORE
1970	Sept. 27	Detroit	L	3-38
1974	Dec. 8	Cincinnati	L	19-23
1983	Dec. 11	Cincinnati	W	17-9
1986	Nov. 2	Detroit	W	24-17
1989	Nov. 19	Cincinnati	W	42-7
1992	Nov. 22	Cincinnati	L	13-19
1998	Sept. 13	Detroit	W (OT)	34-28
2001	Oct. 28	Detroit	W	31-27
2005	Dec. 18	Detroit	W	41-17
2009	Dec. 6	Cincinnati	W	23-13

GREEN BAY PACKERS

Bengals lead regular-season series, 6-5-0

YEAR	DATE	SITE	W-L	SCORE
1971	Oct. 3	Green Bay	L	17-20
1976	Sept. 26	Cincinnati	W	28-7
1977	Oct. 9	Milwaukee	W	17-7
1980	Oct. 5	Green Bay	L	9-14
1983	Oct. 30	Cincinnati	W	34-14
1986	Oct. 5	Milwaukee	W	34-28
1992	Sept. 20	Green Bay	L	23-24
1995	Dec. 3	Green Bay	L	10-24
1998	Sept. 20	Cincinnati	L	6-13
2005	Oct. 30	Cincinnati	W	21-14
2009	Sept. 20	Green Bay	W	31-24

HOUSTON TEXANS

Regular-season series tied, 3-3-0
Texans lead postseason series, 2-0

YEAR	DATE	SITE	W-L	SCORE
2002	Nov. 3	Houston	W	38-3
2003	Nov. 9	Cincinnati	W	34-27
2005	Oct. 2	Cincinnati	W	16-10
2008	Oct. 26	Houston	L	6-35
2009	Oct. 18	Cincinnati	L	17-28
2011	Dec. 11	Cincinnati	L	19-20
	Jan. 7	Houston*	L	10-31
2012	Jan. 5	Houston*	L	13-19

**AFC Wild Card Playoff*

INDIANAPOLIS COLTS

Colts lead regular-season series, 16-9-0
Colts lead postseason series, 1-0
(Colts franchise in Baltimore prior to 1984)

YEAR	DATE	SITE	W-L	SCORE
1970	Dec. 26	Baltimore*	L	0-17
1972	Nov. 19	Cincinnati	L	19-20
1974	Nov. 3	Baltimore	W	24-14
1976	Sept. 19	Baltimore	L	27-28
1979	Nov. 4	Baltimore	L	28-38
1980	Dec. 7	Cincinnati	W	34-33
1981	Oct. 11	Baltimore	W	41-19
1982	Dec. 5	Baltimore	W	20-17
1983	Oct. 2	Cincinnati	L	31-34
1987	Sept. 13	Indianapolis	W	23-21
1989	Oct. 22	Cincinnati	L	12-23
1990	Nov. 25	Cincinnati	L	20-34
1992	Dec. 27	Cincinnati	L	17-21
1993	Sept. 12	Cincinnati	L	6-9
1994	Nov. 20	Cincinnati	L	13-17
1995	Sept. 3	Indianapolis	W (OT)	24-21
1996	Dec. 22	Cincinnati	W	31-24
1997	Nov. 9	Indianapolis	W	28-13
1998	Dec. 13	Indianapolis	L	26-39
1999	Oct. 24	Indianapolis	L	10-31
2002	Oct. 6	Indianapolis	L	21-28
2005	Nov. 20	Cincinnati	L	37-45
2006	Dec. 18	Indianapolis	L	16-34
2008	Dec. 7	Indianapolis	L	3-35
2010	Nov. 14	Indianapolis	L	17-23
2011	Oct. 16	Cincinnati	W	27-17

**AFC Divisional Playoff*

JACKSONVILLE JAGUARS

Jaguars lead regular-season series, 11-8-0

YEAR	DATE	SITE	W-L	SCORE
1995	Sept. 10	Cincinnati	W	24-17
	Nov. 26	Jacksonville	W	17-13
1996	Oct. 27	Cincinnati	W	28-21
	Dec. 1	Jacksonville	L	27-30
1997	Oct. 5	Jacksonville	L	13-21
	Nov. 23	Cincinnati	W	31-26
1998	Nov. 8	Jacksonville	L	11-24
	Nov. 29	Cincinnati	L	17-34
1999	Oct. 31	Cincinnati	L	10-41
	Jan. 2	Jacksonville	L	7-24
2000	Sept. 17	Jacksonville	L	0-13
	Dec. 17	Cincinnati	W	17-14
2001	Nov. 11	Jacksonville	L	13-30
	Dec. 9	Cincinnati	L	10-14
2002	Dec. 15	Cincinnati	L	15-29
2005	Oct. 9	Jacksonville	L	20-23
2008	Nov. 2	Cincinnati	W	21-19
2011	Oct. 9	Jacksonville	W	30-20
2012	Sept. 30	Jacksonville	W	27-10

KANSAS CITY CHIEFS

Bengals lead regular-season series, 14-13-0

YEAR	DATE	SITE	W-L	SCORE
1968	Oct. 13	Kansas City	L	3-13
	Nov. 10	Cincinnati	L	9-16
1969	Sept. 28	Cincinnati	W	24-19
	Oct. 26	Kansas City	L	22-42
1970	Oct. 18	Cincinnati	L	19-27
1972	Oct. 15	Kansas City	W	23-16
1973	Oct. 21	Cincinnati	W	14-6
1974	Nov. 24	Cincinnati	W	33-6
1976	Nov. 21	Kansas City	W	27-24
1977	Dec. 4	Kansas City	W	27-7
1978	Sept. 3	Cincinnati	L	23-24
1979	Oct. 7	Cincinnati	L	7-10
1980	Nov. 30	Kansas City	W	20-6
1983	Nov. 13	Kansas City	L	15-20
1984	Sept. 9	Cincinnati	L	22-27
1986	Sept. 7	Kansas City	L	14-24
1987	Dec. 6	Cincinnati	W (OT)	30-27
1988	Nov. 13	Kansas City	L	28-31
1989	Oct. 1	Kansas City	W	21-17
1993	Oct. 10	Kansas City	L	15-17
2003	Nov. 16	Cincinnati	W	24-19
2005	Jan. 1	Kansas City	L	3-37
2006	Sept. 10	Kansas City	W	23-10
2007	Oct. 14	Kansas City	L	20-27
2008	Dec. 28	Cincinnati	W	16-6
2009	Dec. 27	Cincinnati	W	17-10
2012	Nov. 18	Kansas City	W	28-6

MIAMI DOLPHINS

Dolphins lead regular-season series, 14-5-0
Dolphins lead postseason series, 1-0

YEAR	DATE	SITE	W-L	SCORE
1968	Oct. 20	Cincinnati	L	22-24
	Nov. 17	Miami	W	38-21
1969	Sept. 14	Cincinnati	W	27-21
1971	Oct. 10	Cincinnati	L	13-23
1973	Dec. 23	Miami*	L	16-34
1974	Dec. 2	Miami	L	3-24
1977	Nov. 20	Cincinnati	W	23-17
1978	Oct. 9	Miami	L	0-21
1980	Sept. 14	Miami	L	16-17
1982	Oct. 3	Cincinnati	CANCELED	
1983	Nov. 28	Miami	L	14-38
1987	Nov. 8	Cincinnati	L	14-20
1989	Oct. 15	Cincinnati	L	13-20
1991	Dec. 9	Miami	L	13-37
1994	Oct. 2	Cincinnati	L	7-23
1995	Oct. 1	Cincinnati	L	23-26
2000	Oct. 1	Cincinnati	L	16-31
2004	Sept. 19	Cincinnati	W	16-13
2007	Dec. 30	Miami	W	38-25
2010	Oct. 31	Cincinnati	L	14-22
2012	Oct. 7	Cincinnati	L	13-17

**AFC Divisional Playoff*

MINNESOTA VIKINGS

Vikings lead regular-season series, 6-5-0

YEAR	DATE	SITE	W-L	SCORE
1973	Dec. 2	Cincinnati	W	27-0
1977	Nov. 13	Minnesota	L	10-42
1980	Oct. 19	Cincinnati	W	14-0
1983	Dec. 17	Minnesota	L	14-20
1986	Nov. 23	Cincinnati	W	24-20
1989	Dec. 25	Minnesota	L	21-29
1992	Sept. 27	Cincinnati	L	7-42
1995	Dec. 24	Cincinnati	W	27-24
1998	Nov. 15	Minnesota	L	3-24
2005	Sept. 18	Cincinnati	W	37-8
2009	Dec. 13	Minnesota	L	10-30

NEW ENGLAND PATRIOTS

Patriots lead regular-season series, 14-8-0
(Patriots franchise in Boston prior to 1971)

YEAR	DATE	SITE	W-L	SCORE
1968	Dec. 1	Boston	L	14-33
1969	Nov. 16	Cincinnati	L	14-25
1970	Dec. 20	Cincinnati	W	45-7
1972	Sept. 17	New England	W	31-7
1975	Oct. 12	Cincinnati	W	27-10
1978	Oct. 15	Cincinnati	L	3-10
1979	Sept. 16	Cincinnati	L	14-20
1982	Oct. 10	New England	CANCELED	
1984	Oct. 14	New England	L	14-20
1985	Dec. 22	New England	L	23-34
1986	Dec. 7	New England	W	31-7
1988	Oct. 16	New England	L	21-27
1990	Sept. 23	Cincinnati	W	41-7
1991	Dec. 22	Cincinnati	W	29-7
1992	Dec. 20	Cincinnati	W	20-10
1993	Dec. 12	New England	L	2-7
1994	Sept. 18	Cincinnati	L	28-31
2000	Nov. 19	New England	L	13-16
2001	Sept. 9	Cincinnati	W	23-17
2004	Dec. 12	New England	L	28-35
2006	Oct. 1	Cincinnati	L	13-38
2007	Oct. 1	Cincinnati	L	13-34
2010	Sept. 12	New England	L	24-38

NEW ORLEANS SAINTS

Regular-season series tied, 6-6-0

YEAR	DATE	SITE	W-L	SCORE
1970	Nov. 29	Cincinnati	W	26-6
1975	Sept. 28	New Orleans	W	21-0
1978	Sept. 24	Cincinnati	L	18-20
1981	Oct. 25	New Orleans	L	7-17
1984	Dec. 9	New Orleans	W	24-21
1987	Dec. 20	Cincinnati	L	24-41
1990	Nov. 4	Cincinnati	L	7-21
1993	Jan. 2	New Orleans	L	13-20
1996	Sept. 15	Cincinnati	W	30-15
2002	Dec. 22	Cincinnati	W	20-13
2006	Nov. 19	New Orleans	W	31-16
2010	Dec. 5	Cincinnati	L	30-34

N.Y. GIANTS

Bengals lead regular-season series, 6-3-0

YEAR	DATE	SITE	W-L	SCORE
1972	Dec. 3	Cincinnati	W	13-10
1977	Nov. 27	Cincinnati	W	30-13
1982	Oct. 17	New York	CANCELED	
1985	Oct. 13	Cincinnati	W	35-30
1991	Dec. 1	Cincinnati	W	27-24
1994	Dec. 11	New York	L	20-27
1997	Oct. 26	New York	L	27-29
2004	Dec. 26	Cincinnati	W	23-22
2008	Sept. 21	New York	L (OT)	23-26
2012	Nov. 11	Cincinnati	W	31-13

N.Y. JETS

Jets lead regular-season series, 15-7-0
Jets lead postseason series, 2-0

YEAR	DATE	SITE	W-L	SCORE
1968	Dec. 8	New York	L	14-27
1969	Oct. 12	Cincinnati	L	7-21
	Nov. 23	New York	L	7-40
1971	Dec. 19	New York	L	21-35
1973	Nov. 18	Cincinnati	W	20-14
1976	Dec. 12	New York	W	42-3
1981	Sept. 13	New York	W	31-30
1982	Jan. 9	Cincinnati*	L	17-44
1984	Sept. 16	New York	L	23-43
1985	Oct. 6	Cincinnati	L	20-29
1986	Dec. 21	Cincinnati	W	52-21
1987	Nov. 29	New York	L	20-27
1988	Oct. 9	Cincinnati	W	36-19
1990	Sept. 9	Cincinnati	W	25-20
1992	Nov. 15	New York	L	14-17
1993	Nov. 21	New York	L	12-17
1997	Sept. 28	Cincinnati	L	14-31
2001	Dec. 16	New York	L	14-15
2004	Sept. 12	New York	L	24-31
2007	Oct. 21	Cincinnati	W	38-31
2008	Oct. 12	New York	L	14-26
2009	Jan. 3	New York	L	0-37
	Jan. 9	Cincinnati**	L	14-24
2010	Nov. 25	New York	L	10-26

**AFC First-Round Playoff; **AFC Wild Card Playoff*

OAKLAND RAIDERS

Raiders lead regular-season series, 18-9-0
Raiders lead postseason series, 2-0
(Raiders franchise in Los Angeles from 1982-94)

YEAR	DATE	SITE	W-L	SCORE
1968	Oct. 27	Oakland	L	10-31
	Nov. 24	Cincinnati	L	0-34
1969	Nov. 2	Cincinnati	W	31-17
	Dec. 7	Oakland	L	17-37
1970	Sept. 20	Cincinnati	W	31-21
1971	Oct. 24	Oakland	L	27-31
1972	Nov. 12	Cincinnati	L	14-20
1974	Oct. 20	Oakland	L	27-30
1975	Oct. 19	Cincinnati	W	14-10
	Dec. 28	Oakland*	L	28-31
1976	Dec. 6	Oakland	L	20-35
1978	Nov. 13	Cincinnati	L	21-34
1980	Nov. 9	Oakland	L	17-28
1982	Nov. 28	Cincinnati	W	31-17
1983	Sept. 4	Cincinnati	L	10-20
1985	Nov. 17	Los Angeles	L	6-13
1988	Oct. 2	Los Angeles	W	45-21
1989	Nov. 5	Los Angeles	L	7-28
1990	Dec. 16	Los Angeles	L	7-24
	Jan. 13	Los Angeles*	L	10-20
1991	Nov. 24	Cincinnati	L	14-38
1992	Sept. 13	Cincinnati	W (OT)	24-21
1993	Nov. 28	Cincinnati	W	16-10
1995	Nov. 5	Cincinnati	L	17-20
1998	Oct. 25	Oakland	L	10-27
2003	Sept. 14	Oakland	L	20-23
2006	Dec. 10	Cincinnati	W	27-10
2009	Nov. 22	Oakland	L	17-20
2012	Nov. 25	Cincinnati	W	34-10

**AFC Divisional Playoff*

PHILADELPHIA EAGLES

Bengals lead regular-season series, 8-3-1

YEAR	DATE	SITE	W-L	SCORE
1971	Sept. 19	Cincinnati	W	37-14
1975	Dec. 7	Philadelphia	W	31-0
1979	Oct. 28	Cincinnati	W	37-13
1982	Nov. 21	Philadelphia	W	18-14
1988	Sept. 11	Philadelphia	W	28-24
1991	Nov. 17	Philadelphia	L	10-17
1994	Dec. 24	Cincinnati	W	33-30
1997	Nov. 30	Philadelphia	L	42-44
2000	Dec. 24	Philadelphia	L	7-16
2004	Jan. 2	Philadelphia	W	38-10
2008	Nov. 16	Cincinnati	T (OT)	13-13
2012	Dec. 13	Philadelphia	W	34-13

PITTSBURGH STEELERS

Steelers lead regular-season series, 52-33-0
Steelers lead postseason series, 1-0

YEAR	DATE	SITE	W-L	SCORE
1970	Nov. 2	Pittsburgh	L	10-21
	Nov. 22	Cincinnati	W	34-7
1971	Sept. 26	Pittsburgh	L	10-21
	Dec. 12	Cincinnati	L	13-21
1972	Sept. 24	Cincinnati	W	15-10
	Nov. 5	Pittsburgh	L	17-40
1973	Oct. 14	Cincinnati	W	19-7
	Oct. 28	Pittsburgh	L	13-20
1974	Nov. 10	Cincinnati	W	17-10
	Dec. 14	Pittsburgh	L	3-27
1975	Nov. 2	Cincinnati	L	24-30
	Dec. 13	Pittsburgh	L	14-35
1976	Oct. 17	Pittsburgh	L	6-23
	Nov. 28	Cincinnati	L	3-7
1977	Oct. 17	Pittsburgh	L	14-20
	Dec. 10	Cincinnati	W	17-10
1978	Sept. 17	Cincinnati	L	3-28
	Nov. 19	Pittsburgh	L	6-7
1979	Oct. 14	Cincinnati	W	34-10
	Dec. 2	Pittsburgh	L	17-37
1980	Sept. 21	Cincinnati	W	30-28
	Oct. 12	Pittsburgh	W	17-16
1981	Oct. 18	Cincinnati	W	34-7
	Dec. 13	Pittsburgh	W	17-10
1982	Sept. 19	Pittsburgh	L (OT)	20-26
	Oct. 31	Cincinnati	CANCELED	
1983	Oct. 10	Cincinnati	L	14-24
	Dec. 4	Pittsburgh	W	23-10
1984	Oct. 1	Pittsburgh	L	17-38
	Nov. 11	Cincinnati	W	22-20
1985	Sept. 30	Pittsburgh	W	37-24
	Oct. 27	Cincinnati	W	26-21
1986	Oct. 13	Cincinnati	W	24-22
	Oct. 26	Pittsburgh	L	9-30
1987	Oct. 25	Pittsburgh	L	20-23
	Nov. 22	Cincinnati	L	16-30
1988	Sept. 18	Pittsburgh	W	17-12
	Nov. 6	Cincinnati	W	42-7
1989	Sept. 17	Cincinnati	W	41-10
	Oct. 8	Pittsburgh	W	26-16
1990	Nov. 18	Cincinnati	W	27-3
	Dec. 2	Pittsburgh	W	16-12
1991	Nov. 10	Cincinnati	L (OT)	27-33
	Dec. 15	Pittsburgh	L	10-17
1992	Oct. 19	Pittsburgh	L	0-20
	Nov. 29	Cincinnati	L	9-21
1993	Sept. 19	Pittsburgh	L	7-34
	Nov. 7	Cincinnati	L	16-24
1994	Oct. 16	Pittsburgh	L	10-14
	Dec. 4	Cincinnati	L	15-38
1995	Oct. 19	Pittsburgh	W	27-9
	Nov. 19	Cincinnati	L	31-49
1996	Oct. 13	Pittsburgh	L	10-20
	Nov. 10	Cincinnati	W	34-24
1997	Oct. 19	Cincinnati	L	10-26
	Nov. 16	Pittsburgh	L	3-20
1998	Oct. 11	Cincinnati	W	25-20
	Dec. 20	Pittsburgh	W	25-24
1999	Oct. 17	Cincinnati	L	3-17
	Nov. 28	Pittsburgh	W	27-20
2000	Oct. 15	Pittsburgh	L	0-15
	Nov. 26	Cincinnati	L	28-48
2001	Oct. 7	Pittsburgh	L	7-16
	Dec. 30	Cincinnati	W (OT)	26-23
2002	Oct. 13	Cincinnati	L	7-34
	Nov. 24	Pittsburgh	L	21-29
2003	Sept. 21	Cincinnati	L	10-17
	Nov. 30	Pittsburgh	W	24-20
2004	Oct. 3	Pittsburgh	L	17-28
	Nov. 21	Cincinnati	L	14-19
2005	Oct. 23	Cincinnati	L	13-27
	Dec. 4	Pittsburgh	W	38-31
	Jan. 8	Cincinnati*	L	17-31
2006	Sept. 24	Pittsburgh	W	28-20
	Dec. 31	Cincinnati	L (OT)	17-23
2007	Oct. 28	Cincinnati	L	13-24
	Dec. 2	Pittsburgh	L	10-24
2008	Oct. 19	Cincinnati	L	10-38
	Nov. 20	Pittsburgh	L	10-27
2009	Sept. 27	Cincinnati	W	23-20
	Nov. 15	Pittsburgh	W	18-12

2010	Nov. 8	Cincinnati	L	21-27
	Dec. 12	Pittsburgh	L	7-23
2011	Nov. 13	Cincinnati	L	17-24
	Dec. 4	Pittsburgh	L	7-35
2012	Oct. 21	Cincinnati	L	17-24
	Dec. 23	Pittsburgh	W	13-10

**AFC Wild Card Playoff*

ST. LOUIS RAMS

Bengals lead regular-season series, 7-5-0
(Rams franchise in Los Angeles prior to 1995)

YEAR	DATE	SITE	W-L	SCORE
1972	Oct. 22	Los Angeles	L	12-15
1976	Nov. 8	Cincinnati	W	20-12
1978	Dec. 11	Los Angeles	W	20-19
1981	Nov. 15	Cincinnati	W	24-10
1984	Sept. 23	Cincinnati	L	14-24
1987	Sept. 27	Los Angeles		CANCELED
1990	Oct. 7	Los Angeles	W (OT)	34-31
1993	Dec. 19	Cincinnati	W	15-3
1996	Sept. 1	St. Louis	L	16-26
1999	Oct. 3	Cincinnati	L	10-38
2003	Dec. 21	St. Louis	L	10-27
2007	Dec. 9	Cincinnati	W	19-10
2011	Dec. 18	St. Louis	W	20-13

SAN DIEGO CHARGERS

Chargers lead regular-season series, 19-12-0
Bengals lead postseason series, 1-0

YEAR	DATE	SITE	W-L	SCORE
1968	Sept. 6	San Diego	L	13-29
	Sept. 29	Cincinnati	L	10-31
1969	Sept. 21	Cincinnati	W	34-20
	Oct. 4	San Diego	L	14-21
1970	Dec. 6	San Diego	W	17-14
1971	Nov. 28	Cincinnati	W	31-0
1973	Sept. 30	San Diego	W	20-13
1974	Sept. 22	Cincinnati	L	17-20
1975	Dec. 21	Cincinnati	W	47-17
1977	Oct. 2	San Diego	L	3-24
1978	Nov. 5	San Diego	L	13-22
1979	Nov. 11	Cincinnati	L	24-26
1980	Nov. 2	Cincinnati	L	14-31
1981	Nov. 8	San Diego	W	40-17
	Jan. 10	Cincinnati*	W	27-7
1982	Dec. 20	San Diego	L	34-50
1985	Sept. 22	Cincinnati	L	41-44
1987	Oct. 4	Cincinnati	L	9-10
1988	Dec. 4	Cincinnati	W	27-10
1990	Sept. 16	San Diego	W	21-16
1992	Dec. 13	San Diego	L	10-27
1994	Sept. 11	San Diego	L	10-27
1996	Sept. 8	San Diego	L	14-27
1997	Nov. 2	Cincinnati	W	38-31
1999	Sept. 19	Cincinnati	L	7-34
2001	Sept. 30	San Diego	L	14-28
2002	Sept. 8	Cincinnati	L	6-34
2003	Nov. 23	San Diego	W	34-27
2006	Nov. 12	Cincinnati	L	41-49
2009	Dec. 20	San Diego	L	24-27
2010	Dec. 26	Cincinnati	W	34-20
2012	Dec. 2	San Diego	W	20-13

**AFC Championship*

SAN FRANCISCO 49ERS

49ers lead regular-season series, 9-3-0
49ers lead postseason series, 2-0

YEAR	DATE	SITE	W-L	SCORE
1974	Sept. 29	San Francisco	W	21-3
1978	Oct. 1	San Francisco	L	12-28
1981	Dec. 6	Cincinnati	L	3-21
	Jan. 24	Pontiac, Mich.*	L	21-26
1984	Nov. 4	San Francisco	L	17-23
1987	Sept. 20	Cincinnati	L	26-27
1988	Jan. 22	Miami #	L	16-20
1990	Dec. 9	Cincinnati	L (OT)	17-20
1993	Dec. 5	San Francisco	L	8-21
1996	Oct. 20	San Francisco	L	21-28
1999	Dec. 5	Cincinnati	W	44-30
2003	Dec. 14	Cincinnati	W	41-38
2007	Dec. 15	San Francisco	L	13-20
2011	Sept. 25	Cincinnati	L	8-13

**Super Bowl XVI; #Super Bowl XXIII*

SEATTLE SEAHAWKS

Regular-season series tied, 9-9-0
Bengals lead postseason series, 1-0

YEAR	DATE	SITE	W-L	SCORE
1977	Sept. 25	Cincinnati	W	42-20
1981	Sept. 6	Cincinnati	W	27-21
1982	Dec. 26	Cincinnati	W	24-10
1984	Nov. 18	Cincinnati	L	6-26
1985	Sept. 8	Cincinnati	L	24-28
1986	Nov. 16	Cincinnati	W	34-7
1987	Oct. 11	Seattle	W	17-10
1988	Dec. 31	Cincinnati*	W	21-13
1989	Dec. 10	Cincinnati	L	17-24
1990	Oct. 1	Seattle	L	16-31
1991	Oct. 6	Cincinnati	L	7-13
1992	Sept. 6	Seattle	W	21-3
1993	Sept. 26	Cincinnati	L	10-19
1994	Nov. 6	Seattle	W (OT)	20-17
1995	Sept. 17	Seattle	L	21-24
1999	Nov. 7	Seattle	L	20-37
2003	Oct. 26	Cincinnati	W	27-24
2007	Sept. 23	Seattle	L	21-24
2011	Oct. 30	Seattle	W	34-12

**AFC Divisional Playoff*

TAMPA BAY BUCCANEERS

Buccaneers lead regular-season series, 7-3-0

YEAR	DATE	SITE	W-L	SCORE
1976	Oct. 10	Cincinnati	W	21-0
1980	Sept. 7	Cincinnati	L	12-17
1983	Sept. 25	Tampa Bay	W	23-17
1989	Oct. 29	Cincinnati	W	56-23
1995	Oct. 8	Tampa Bay	L	16-19
1998	Dec. 27	Cincinnati	L	0-35
2001	Dec. 2	Cincinnati	L (OT)	13-16
2002	Sept. 29	Cincinnati	L	7-35
2006	Oct. 15	Tampa Bay	L	13-14
2010	Oct. 10	Cincinnati	L	21-24

TENNESSEE TITANS

Titans lead regular-season series, 39-32-1
Bengals lead postseason series, 1-0
(Titans franchise in Houston prior to 1997 and known as Oilers prior to 1999)

YEAR	DATE	SITE	W-L	SCORE
1968	Nov. 3	Cincinnati	L	17-27
1969	Nov. 9	Houston	T	31-31
1970	Oct. 4	Cincinnati	L	13-20
	Dec. 13	Houston	W	30-20
1971	Oct. 31	Houston	L	6-10
	Nov. 21	Cincinnati	W	28-13
1972	Oct. 29	Cincinnati	W	30-7
	Dec. 17	Houston	W	61-17
1973	Sept. 23	Cincinnati	W	24-10
	Dec. 16	Houston	W	27-241974
	Oct. 27	Cincinnati	L	21-34
	Nov. 17	Houston	L	3-20
1975	Oct. 5	Houston	W	21-19
	Nov. 30	Cincinnati	W	23-19
1976	Oct. 24	Houston	W	27-7
	Nov. 14	Cincinnati	W	31-27
1977	Oct. 30	Cincinnati	W (OT)	13-10
	Dec. 18	Houston	L	16-21
1978	Oct. 29	Cincinnati	W	28-13
	Nov. 26	Houston	L	10-17
1979	Sept. 23	Cincinnati	L (OT)	27-30
	Nov. 18	Houston	L	21-42
1980	Sept. 28	Cincinnati	L	10-13
	Oct. 26	Houston	L	3-23
1981	Oct. 4	Houston	L	10-17
	Nov. 1	Cincinnati	W	34-21
1982	Sept. 12	Cincinnati	W	27-6
	Jan. 2	Houston	W	35-27
1983	Nov. 6	Houston	W	55-14
	Nov. 20	Cincinnati	W	38-10
1984	Oct. 7	Cincinnati	W	13-3
	Oct. 28	Houston	W	31-13
1985	Oct. 20	Houston	L	27-44
	Dec. 1	Cincinnati	W	45-27
1986	Oct. 19	Cincinnati	W	31-28
	Nov. 9	Houston	L	28-32
1987	Nov. 1	Cincinnati	L	29-31
	Dec. 27	Houston	L	17-21
1988	Oct. 23	Cincinnati	W	44-21
	Dec. 11	Houston	L	6-41
1989	Nov. 13	Houston	L	24-26
	Dec. 17	Cincinnati	W	61-7
1990	Oct. 14	Houston	L	17-48
	Dec. 23	Cincinnati	W	40-20
	Jan. 6	Cincinnati*	W	41-14
1991	Sept. 8	Cincinnati	L	7-30
	Oct. 27	Houston	L	3-35
1992	Oct. 11	Cincinnati	L	24-38
	Oct. 25	Houston	L	10-26
1993	Oct. 24	Houston	L	12-28
	Nov. 14	Cincinnati	L	3-38
1994	Sept. 25	Houston	L	13-20
	Nov. 13	Cincinnati	W	34-31
1995	Sept. 24	Cincinnati	L	28-38
	Nov. 12	Houston	W	32-25
1996	Oct. 6	Cincinnati	L (OT)	27-30
	Dec. 15	Houston	W	21-13
1997	Oct. 12	Tennessee	L	7-30
	Dec. 4	Cincinnati	W	41-14
1998	Sept. 6	Cincinnati	L	14-23
	Oct. 18	Tennessee	L	14-44
1999	Sept. 12	Tennessee	L	35-36
	Nov. 14	Cincinnati	L	14-24
2000	Oct. 8	Cincinnati	L	14-23
	Dec. 10	Tennessee	L	3-35
2001	Nov. 18	Cincinnati	L	7-20
	Jan. 6	Tennessee	W	23-21
2002	Oct. 27	Cincinnati	L	24-30
2004	Oct. 31	Tennessee	L	20-27
2005	Oct. 16	Tennessee	W	31-23
2007	Nov. 25	Cincinnati	W	35-6
2008	Sept. 14	Cincinnati	L	7-24
2011	Nov. 6	Tennessee	W	24-17

**AFC Wild Card Playoff*

WASHINGTON REDSKINS

Bengals lead regular-season series, 5-4-0

YEAR	DATE	SITE	W-L	SCORE
1970	Oct. 25	Washington	L	0-20
1974	Oct. 6	Cincinnati	W	28-17
1979	Dec. 9	Washington	L	14-28
1982	Nov. 7	Cincinnati		CANCELED
1985	Dec. 15	Washington	L	24-27
1988	Dec. 17	Cincinnati	W (OT)	20-17
1991	Sept. 22	Cincinnati	L	27-34
2004	Nov. 14	Washington	W	17-10
2008	Dec. 14	Cincinnati	W	20-13
2012	Sept. 23	Washington	W	38-31

ALL-TIME PRESEASON RESULTS — VS. 2013 PRESEASON OPPONENTS

GAME 1

ATLANTA FALCONS

Falcons lead preseason series, 8-3-0

YEAR	DATE	SITE	SCORE
1972	Sept. 9	Cincinnati	L, 14-44
1973	Sept. 1	Cincinnati	W, 31-20
1974	Aug. 17	Atlanta	W, 13-7 (OT)
1990	Aug. 18	Atlanta	L, 17-34
1998	Aug. 28	Atlanta	L, 0-17
1999	Sept. 3	Cincinnati	L, 16-28
2000	Aug. 11	Atlanta	L, 16-31
2002	Aug. 29	Cincinnati	L, 14-27
2004	Aug. 28	Atlanta	L, 10-37
2007	Aug. 27	Atlanta	L, 19-24
2012	Aug. 16	Atlanta	W, 24-19

GAME 2

TENNESSEE TITANS

Titans lead preseason series, 1-0-0

YEAR	DATE	SITE	SCORE
2003	Aug. 23	Cincinnati	L, 15-23

GAME 3

DALLAS COWBOYS

Cowboys lead preseason series, 1-0-0

YEAR	DATE	SITE	SCORE
2010	Aug. 8	Canton, Ohio (HOF Game)	L, 7-16

GAME 4

INDIANAPOLIS COLTS

Bengals lead preseason series, 13-8-0

YEAR	DATE	SITE	SCORE
1985	Aug. 30	Indianapolis	W, 31-21
1992	Aug. 22	Cincinnati	W, 20-0
1993	Aug. 14	Indianapolis	W, 24-7
1994	Aug. 13	Cincinnati	L, 21-26
1995	Aug. 4	Indianapolis	W, 34-21
1996	Aug. 3	Cincinnati	W, 28-25
1997	Aug. 1	Indianapolis	L, 16-20
1998	Aug. 17	Cincinnati	L, 27-30
1999	Aug. 14	Indianapolis	L, 17-20
2001	Aug. 30	Cincinnati	L, 17-23
2002	Aug. 17	Indianapolis	W, 22-10
2003	Aug. 29	Indianapolis	L, 20-21
2004	Sept. 3	Cincinnati	W, 16-13
2005	Sept. 2	Cincinnati	W, 38-0
2006	Sept. 1	Indianapolis	W, 20-3
2007	Aug. 31	Cincinnati	W, 14-6
2008	Aug. 28	Indianapolis	W, 27-7
2009	Sept. 3	Cincinnati	W, 38-7
2010	Sept. 2	Indianapolis	W, 30-28
2011	Sept. 1	Cincinnati	L, 13-17
2012	Aug. 30	Indianapolis	L, 16-20

COACHING HISTORY

HEAD COACHES

REGULAR SEASON

SEASON	COACH	W	L	T	PCT.
1968	Paul Brown	3	11	0	.214
1969	Paul Brown	4	9	1	.308
1970-x	Paul Brown	8	6	0	.571
1971	Paul Brown	4	10	0	.286
1972	Paul Brown	8	6	0	.571
1973-x	Paul Brown	10	4	0	.714
1974	Paul Brown	7	7	0	.500
1975-y	Paul Brown	11	3	0	.786
1976	Bill Johnson	10	4	0	.714
1977	Bill Johnson	8	6	0	.571
1978	Bill Johnson	0	5	0	.000
	Homer Rice	4	7	0	.364
1979	Homer Rice	4	12	0	.250
1980	Forrest Gregg	6	10	0	.375
1981-x, z	Forrest Gregg	12	4	0	.750
1982-*	Forrest Gregg	7	2	0	.778
1983	Forrest Gregg	7	9	0	.438
1984	Sam Wyche	8	8	0	.500
1985	Sam Wyche	7	9	0	.438
1986	Sam Wyche	10	6	0	.625
1987	Sam Wyche	4	11	0	.267
1988-x, z	Sam Wyche	12	4	0	.750
1989	Sam Wyche	8	8	0	.500
1990-x	Sam Wyche	9	7	0	.563
1991	Sam Wyche	3	13	0	.188
1992	Dave Shula	5	11	0	.313
1993	Dave Shula	3	13	0	.188
1994	Dave Shula	3	13	0	.188
1995	Dave Shula	7	9	0	.438
1996	Dave Shula	1	6	0	.143
	Bruce Coslet	7	2	0	.778
1997	Bruce Coslet	7	9	0	.438
1998	Bruce Coslet	3	13	0	.188
1999	Bruce Coslet	4	12	0	.250
2000	Bruce Coslet	0	3	0	.000
	Dick LeBeau	4	9	0	.308
2001	Dick LeBeau	6	10	0	.375
2002	Dick LeBeau	2	14	0	.125
2003	Marvin Lewis	8	8	0	.500
2004	Marvin Lewis	8	8	0	.500
2005-**	Marvin Lewis	11	5	0	.688
2006	Marvin Lewis	8	8	0	.500
2007	Marvin Lewis	7	9	0	.438
2008	Marvin Lewis	4	11	1	.281
2009-**	Marvin Lewis	10	6	0	.625
2010	Marvin Lewis	4	12	0	.250
2011-y	Marvin Lewis	9	7	0	.563
2012-y	Marvin Lewis	10	6	0	.625
TOTALS		305	385	2	.442

x-AFC Central Division Champion
y-Wild Card Playoff Qualifier
z-AFC Champions
**-AFC Super Bowl Tournament Qualifier*
***-AFC North Division Champion*

POSTSEASON

SEASON	COACH	W	L	PCT.
1970	Paul Brown	0	1	.000
1973	Paul Brown	0	1	.000
1975	Paul Brown	0	1	.000
1981	Forrest Gregg	2	1	.667
1982	Forrest Gregg	0	1	.000
1988	Sam Wyche	2	1	.667
1990	Sam Wyche	1	1	.500
2005	Marvin Lewis	0	1	.000
2009	Marvin Lewis	0	1	.000
2011	Marvin Lewis	0	1	.000
2012	Marvin Lewis	0	1	.000
TOTALS		5	11	.313

HEAD COACHES BY ERA

Marvin Lewis became the ninth head coach of the Bengals on January 14, 2003. Here are Bengals coaches' records, including playoff games:

SEASONS	COACH	RECORD	PCT.
1968-75	Paul Brown	55-59-1	.482
1976-78	Bill Johnson	18-15-0	.545
1978-79	Homer Rice	8-19-0	.296
1980-83	Forrest Gregg	34-27-0	.557
1984-91	Sam Wyche	64-68-0	.485
1992-96	Dave Shula	19-52-0	.268
1996-2000	Bruce Coslet	21-39-0	.350
2000-02	Dick LeBeau	12-33-0	.267
2003-12	Marvin Lewis	79-84-1	.485



Head coach Paul Brown is carried off the field on Dec. 20, 1970, following a 45-7 win over the Boston Patriots at Riverfront Stadium. The win clinched a playoff berth for the three-year-old Bengals franchise. At the time, no other team had reached the playoffs so early in its history.

ASSISTANT COACHES

**NOTE: Coaches noted with asterisks also have served as Bengals head coaches*

NAME	COLLEGE	SEASONS
Alexander, Paul	Cortland State	1994-2012
Anderson, Jim	Cal-Western	1984-2012
Anderson, Ken	Augustana (Ill.)	1993-2002
Bass, Tom	San Jose State	1968-69
Bible, Dana	Cincinnati	1990-92
Braden, Marv	Southwest Missouri State	1990-94
Bratkowski, Bob	Washington State	2001-10
Bresnahan, Chuck	Navy	2004-07
Brinker, Howard	Miami (Ohio)	1974-79
Bullough, Hank	Michigan State	1980-83
Carrier, Mark	Southern California	2012
Caskey, Kyle	Texas A&M	2010-12
Cioffi, Louie	C.W. Post	1997-2010
Coombs, Brayden	Miami (Ohio)	2012
Coslet, Bruce*	Pacific	1981-89, '94-96
Costello, Vince	Ohio	1969-73
Coyle, Kevin	Massachusetts	2001-11
DePaul, Bobby	Maryland	1994-96
Donaldson, Jack	Ohio State	1969-77
Dowler, Boyd	Colorado	1976-79
Duffner, Mark	College of William & Mary	1997-2002
Faragalli, Joe	Villanova	1984
FitzGerald, Jeff	Oregon State	2008-11
Forzano, Rick	Kent State	1968
Frazier, Leslie	Alcorn State	2003-04
Friday, Jeff	Wisconsin-Milwaukee	2010-12
Gansz, Frank	Navy	1979-80
Garrett, John	Princeton	1995-98, 2001-02
Gruden, Jay	Louisville	2011-12
Guenther, Paul	Ursinus	2005-12
Haluchak, Mike	Southern California	1992-93
Hayes, Jay	Idaho	2003-12
Hayes, Jonathan	Iowa	2003-12
Holman, Rodney	Tulane	2001-02
Horton, Ray	Washington	1997-2001
Hunley, Ricky	Arizona	2003-07
Infante, Lindy	Florida	1980-82
Jackson, Hue	Pacific	2004-06, '12
Johnson, Bill*	Texas A&M	1968-75, '85-90
Karmelowicz, Bob	Bridgeport	1992-93
Krumrie, Tim	Wisconsin	1995-2002
LeBeau, Dick*	Ohio State	1980-91, '97-2000
Lippincott, David	Dayton	2011-12
Lynn, Ron	Mount Union	1992-93
McCormack, Mike	Kansas	1976-79
McNally, Jim	Buffalo	1980-94
Meeks, Ron	Arkansas State	1992-96
Modzelewski, Dick	Maryland	1979-83
Moeller, Gary	Ohio State	1995-96
Mooshagian, Steve	Fresno State	1999-2002
Morton, Chip	North Carolina	2003-12
Oliver, Ray	Ohio State	2004-09
Pascale, Joe	Connecticut	1994-96
Peccatiello, Larry	College of William & Mary	1994-96
Perry, Darren	Penn State	2002
Pope, Mike	Lenoir-Rhyne	1992-93
Rice, Homer*	Centre College	1978
Roberts, Al	Washington	1997-2002
Sefcik, George	Notre Dame	1978-83
Selcer, Dick	Notre Dame	1984-91
Sheppard, Mike	Cal Lutheran	2007-10
Shula, Dave*	Dartmouth	1991
Shultz, Kurtis	Maryland	2003
Simmons, Darrin	Kansas	2003-12
Smouse, Frank	Youngstown State	1968
Stock, Mike	Northwestern	1987-91
Studley, Chuck	Illinois	1969-78, '89-91
Surace, Bob	Princeton	2002-09
Urban, James	Washington & Lee	2011-12
Urbanik, Bill	Ohio State	1984-88
Verducci, Frank	Seton Hall	1999-2001
Walsh, Bill	San Jose State	1968-75
Walters, Trent	Indiana	1984
Weber, Chuck	West Chester State College	1970-75
Wessel, Joe	Florida State	1994-96
Williamson, Richard	Alabama	1992-94
Winner, Charley	Southeast Missouri	1976-79
Wood, Alex	Iowa	2003
Wood, Kim	Wisconsin	1975-2002
Wylie, Bob	Colorado	1997-98
Zampese, Ken	San Diego	2003-12
Zimmer, Mike	Illinois State	2008-12

YEAR-BY-YEAR COACHING STAFFS

1968
HEAD COACH — PAUL BROWN

Tom Bass ..... Defensive Backfield
Jack Donaldson ..... Defensive Line
Rick Forzano ..... Offensive Backfield
Bill Johnson ..... Offensive Line
Frank Smouse ..... Linebackers
Bill Walsh ..... Offensive Ends

1969
HEAD COACH — PAUL BROWN

Tom Bass ..... Defensive Coordinator/ Defensive Backfield
Vince Costello ..... Linebackers
Jack Donaldson ..... Offensive Backfield
Bill Johnson ..... Offensive Line
Chuck Studley ..... Defensive Line
Bill Walsh ..... Receivers

1970
HEAD COACH — PAUL BROWN

Vince Costello ..... Linebackers
Jack Donaldson ..... Offensive Backfield
Bill Johnson ..... Offensive Line
Chuck Studley ..... Defensive Line
Bill Walsh ..... Receivers
Chuck Weber ..... Defensive Coordinator/ Defensive Backfield

1971
HEAD COACH — PAUL BROWN

Vince Costello ..... Linebackers
Jack Donaldson ..... Offensive Backfield
Bill Johnson ..... Offensive Line
Chuck Studley ..... Defensive Line
Bill Walsh ..... Receivers/Quarterbacks
Chuck Weber ..... Defensive Coordinator/ Defensive Backfield

1972
HEAD COACH — PAUL BROWN

Vince Costello ..... Linebackers
Jack Donaldson ..... Offensive Backfield
Bill Johnson ..... Offensive Line
Chuck Studley ..... Defensive Line
Bill Walsh ..... Receivers/Quarterbacks
Chuck Weber ..... Defensive Coordinator/ Defensive Backfield

1973
HEAD COACH — PAUL BROWN

Vince Costello ..... Linebackers
Jack Donaldson ..... Offensive Backfield
Bill Johnson ..... Offensive Line
Chuck Studley ..... Defensive Line
Bill Walsh ..... Receivers/Quarterbacks
Chuck Weber ..... Defensive Coordinator/ Defensive Backfield

1974
HEAD COACH — PAUL BROWN

Howard Brinker ..... Linebackers
Jack Donaldson ..... Offensive Backfield
Bill Johnson ..... Offensive Line
Chuck Studley ..... Defensive Line
Bill Walsh ..... Receivers/Quarterbacks
Chuck Weber ..... Defensive Coordinator/ Defensive Backfield

1975
HEAD COACH — PAUL BROWN*

Howard Brinker ..... Linebackers
Jack Donaldson ..... Offensive Backfield
Bill Johnson ..... Offensive Line
Chuck Studley ..... Defensive Line
Bill Walsh ..... Receivers/Quarterbacks
Chuck Weber ..... Defensive Backfield
Kim Wood ..... Strength

**Retired after 1975 season.*

1976
HEAD COACH — BILL JOHNSON

Howard Brinker ..... Defensive Coordinator
Jack Donaldson ..... Offensive Backfield
Boyd Dowler ..... Quarterbacks/Receivers
Mike McCormack ..... Offensive Line
Chuck Studley ..... Defensive Line
Charley Winner ..... Defensive Backfield
Kim Wood ..... Strength

1977
HEAD COACH — BILL JOHNSON

Howard Brinker ..... Defensive Coordinator/ Linebackers
Jack Donaldson ..... Offensive Backfield
Boyd Dowler ..... Quarterbacks/Receivers
Mike McCormack ..... Offensive Line
Chuck Studley ..... Defensive Line
Charley Winner ..... Defensive Backfield
Kim Wood ..... Strength

1978
HEAD COACHES — BILL JOHNSON* AND HOMER RICE**

Howard Brinker ..... Defensive Coordinator/ Linebackers
Boyd Dowler ..... Receivers
Mike McCormack ..... Offensive Line
Homer Rice** ..... Quarterbacks
George Sefcik ..... Offensive backfield
Chuck Studley ..... Defensive Line
Charley Winner ..... Defensive Backfield
Kim Wood ..... Strength

**Resigned after Game 5.*
***Was Quarterbacks Coach for Games 1-5 and Head Coach for Games 6-16.*

1979
HEAD COACH — HOMER RICE

Howard Brinker ..... Defensive Coordinator/ Linebackers
Boyd Dowler ..... Receivers
Frank Gansz ..... Special Teams
Mike McCormack ..... Offensive Line
Dick Modzelewski ..... Defensive Line
George Sefcik ..... Offensive Backfield
Charley Winner ..... Defensive Backfield
Kim Wood ..... Strength

1980
HEAD COACH — FORREST GREGG

Hank Bullough ..... Defensive Coordinator/ Linebackers
Frank Gansz ..... Special Teams/Tight Ends
Lindy Infante ..... Receivers/Quarterbacks
Dick LeBeau ..... Defensive Backfield
Jim McNally ..... Offensive Line
Dick Modzelewski ..... Defensive Line
George Sefcik ..... Offensive Backfield
Kim Wood ..... Strength

1981
HEAD COACH — FORREST GREGG

Hank Bullough ..... Defensive Coordinator/ Linebackers
Bruce Coslet ..... Special Teams/Tight Ends
Lindy Infante ..... Receivers/Quarterbacks
Dick LeBeau ..... Defensive Backfield
Jim McNally ..... Offensive Line
Dick Modzelewski ..... Defensive Line
George Sefcik ..... Offensive Backfield
Kim Wood ..... Strength

1982
HEAD COACH — FORREST GREGG

Hank Bullough ..... Defensive Coordinator/ Linebackers
Bruce Coslet ..... Special Teams/Tight Ends
Lindy Infante ..... Offensive Coordinator
Dick LeBeau ..... Defensive Backfield
Jim McNally ..... Offensive Line
Dick Modzelewski ..... Defensive Line
George Sefcik ..... Offensive Backfield
Kim Wood ..... Strength

1983
HEAD COACH — FORREST GREGG

Hank Bullough ..... Defensive Coordinator/ Linebackers
Bruce Coslet ..... Receivers/Quarterbacks
Dick LeBeau ..... Defensive Backfield
Jim McNally ..... Offensive Line
Dick Modzelewski ..... Defensive Line
George Sefcik ..... Offensive Backfield
Kim Wood ..... Strength

1984
HEAD COACH — SAM WYCHE

Jim Anderson ..... Running Backs
Bruce Coslet ..... Wide Receivers
Joe Faragalli ..... Quarterbacks/Tight Ends
Dick LeBeau ..... Defensive Coordinator
Jim McNally ..... Offensive Line
Dick Selcer ..... Linebackers
Bill Urbanik ..... Defensive Line
Trent Walters ..... Defensive Backfield
Kim Wood ..... Strength

1985
HEAD COACH — SAM WYCHE

Jim Anderson ..... Running Backs
Bruce Coslet ..... Wide Receivers
Bill Johnson ..... Tight Ends
Dick LeBeau ..... Defensive Coordinator
Jim McNally ..... Offensive Line
Dick Selcer ..... Linebackers
Bill Urbanik ..... Defensive Line
Kim Wood ..... Strength

1986
HEAD COACH — SAM WYCHE

Jim Anderson ..... Running Backs
Bruce Coslet ..... Offensive Coordinator
Bill Johnson ..... Tight Ends
Dick LeBeau ..... Defensive Coordinator
Jim McNally ..... Offensive Line
Dick Selcer ..... Linebackers
Bill Urbanik ..... Defensive Line
Kim Wood ..... Strength

1987
HEAD COACH — SAM WYCHE

Jim Anderson ..... Running Backs
Bruce Coslet ..... Offensive Coordinator
Bill Johnson ..... Tight Ends
Dick LeBeau ..... Defensive Coordinator
Jim McNally ..... Offensive Line
Dick Selcer ..... Linebackers
Mike Stock ..... Special Teams
Bill Urbanik ..... Defensive Line
Kim Wood ..... Strength

1988
HEAD COACH — SAM WYCHE

Jim Anderson ..... Running Backs
Bruce Coslet ..... Offensive Coordinator
Bill Johnson ..... Tight Ends
Dick LeBeau ..... Defensive Coordinator
Jim McNally ..... Offensive Line
Dick Selcer ..... Linebackers
Mike Stock ..... Special Teams
Bill Urbanik ..... Defensive Line
Kim Wood ..... Strength

1989
HEAD COACH — SAM WYCHE

Jim Anderson ..... Running Backs
Bruce Coslet ..... Offensive Coordinator
Bill Johnson ..... Tight Ends
Dick LeBeau ..... Defensive Coordinator
Jim McNally ..... Offensive Line
Dick Selcer ..... Linebackers
Mike Stock ..... Special Teams
Chuck Studley ..... Defensive Line
Kim Wood ..... Strength

1990
HEAD COACH — SAM WYCHE

Jim Anderson ..... Running Backs
Dana Bible ..... Quarterbacks
Marv Braden ..... Special Teams
Bill Johnson ..... Tight Ends
Dick LeBeau ..... Defensive Coordinator
Jim McNally ..... Offensive Line
Dick Selcer ..... Linebackers
Mike Stock ..... Receivers
Chuck Studley ..... Defensive Line
Kim Wood ..... Strength

1991
HEAD COACH — SAM WYCHE

Jim Anderson ..... Running Backs
Dana Bible ..... Quarterbacks
Marv Braden ..... Special Teams
Dick LeBeau ..... Defensive Coordinator
Jim McNally ..... Offensive Line
Dick Selcer ..... Linebackers
Dave Shula ..... Wide receivers
Mike Stock ..... Tight Ends
Chuck Studley ..... Defensive Line
Kim Wood ..... Strength

1992
HEAD COACH — DAVE SHULA

Jim Anderson ..... Running Backs
Dana Bible ..... Quarterbacks
Marv Braden ..... Special Teams
Mike Haluchak ..... Linebackers
Bob Karmelowicz ..... Defensive line
Ron Lynn ..... Defensive Coordinator
Jim McNally ..... Offensive Line
Ron Meeks ..... Defensive Backfield
Mike Pope ..... Tight Ends
Richard Williamson ..... Wide Receivers
Kim Wood ..... Strength

1993
HEAD COACH — DAVE SHULA

Jim Anderson ..... Running Backs
Ken Anderson ..... Quarterbacks
Marv Braden ..... Special Teams
Mike Haluchak ..... Linebackers
Bob Karmelowicz ..... Defensive Line
Ron Lynn ..... Defensive Coordinator
Jim McNally ..... Offensive Line
Ron Meeks ..... Defensive Backfield
Mike Pope ..... Offensive Coordinator/Tight Ends
Richard Williamson ..... Wide Receivers
Kim Wood ..... Strength

1994
HEAD COACH — DAVE SHULA

Paul Alexander ..... Tight Ends
Jim Anderson ..... Running Backs
Ken Anderson ..... Quarterbacks
Marv Braden ..... Special Teams
Bruce Coslet ..... Offensive Coordinator
Bobby DePaul ..... Defensive Assistant
Jim McNally ..... Offensive Line
Ron Meeks ..... Defensive Backfield
Joe Pascale ..... Linebackers
Larry Peccatiello ..... Defensive Coordinator
Joe Wessel ..... Defensive Line
Richard Williamson ..... Wide Receivers
Kim Wood ..... Strength

1995
HEAD COACH — DAVE SHULA

Paul Alexander ..... Offensive Line
Jim Anderson ..... Running Backs
Ken Anderson ..... Quarterbacks
Bruce Coslet ..... Offensive Coordinator
Bobby DePaul ..... Defensive Line
John Garrett ..... Offensive Assistant/ Wide Receivers
Tim Krumrie ..... Defensive Assistant
Ron Meeks ..... Defensive Backfield
Gary Moeller ..... Tight Ends
Joe Pascale ..... Linebackers
Larry Peccatiello ..... Defensive Coordinator
Joe Wessel ..... Special Teams
Kim Wood ..... Strength and Conditioning

(Year-by-year coaching staffs, cont.)

1996

HEAD COACHES — DAVE SHULA* AND BRUCE COSLET**

Paul Alexander ..... Offensive Line
Jim Anderson ..... Running Backs
Ken Anderson*** ..... Quarterbacks
Bruce Coslet** ..... Offensive Coordinator
Bobby DePaul ..... Staff Assistant
John Garrett ..... Wide Receivers
Tim Krumrie ..... Defensive Line
Ron Meeks ..... Defensive Backfield
Gary Moeller ..... Tight Ends
Joe Pascale ..... Linebackers
Larry Peccatiello ..... Defensive Coordinator
Joe Wessel ..... Special Teams
Kim Wood ..... Strength and Conditioning

**Released after Game 7.*
***Was Offensive Coordinator for Game 1-7 and Head Coach for Games 8-16.*
****Was Quarterbacks Coach for Games 1-7 and Offensive Coordinator for Games 8-16.*

1997

HEAD COACH — BRUCE COSLET

Paul Alexander ..... Offensive Line
Jim Anderson ..... Running Backs
Ken Anderson ..... Offensive Coordinator
Louie Cioffi ..... Defensive Staff Assistant
Mark Duffner ..... Linebackers
John Garrett ..... Offensive Staff Assistant
Ray Horton ..... Defensive Backs
Tim Krumrie ..... Defensive Line
Dick LeBeau ..... Assistant Head Coach/ Defensive Coordinator
Al Roberts ..... Special Teams
Kim Wood ..... Strength and Conditioning
Bob Wylie ..... Tight Ends

1998

HEAD COACH — BRUCE COSLET

Paul Alexander ..... Offensive Line
Jim Anderson ..... Running Backs
Ken Anderson ..... Offensive Coordinator
Louie Cioffi ..... Defensive Staff Assistant
Mark Duffner ..... Linebackers
John Garrett ..... Offensive Staff Assistant
Ray Horton ..... Defensive Backs
Tim Krumrie ..... Defensive Line
Dick LeBeau ..... Assistant Head Coach/ Defensive Coordinator
Al Roberts ..... Special Teams
Kim Wood ..... Strength and Conditioning
Bob Wylie ..... Tight Ends

1999

HEAD COACH — BRUCE COSLET

Paul Alexander ..... Offensive Line
Jim Anderson ..... Running Backs
Ken Anderson ..... Offensive Coordinator
Louie Cioffi ..... Defensive Staff Assistant
Mark Duffner ..... Linebackers
Ray Horton ..... Defensive Backs
Tim Krumrie ..... Defensive Line
Dick LeBeau ..... Assistant Head Coach/ Defensive Coordinator
Steve Mooshagian ..... Wide Receivers
Al Roberts ..... Special Teams
Frank Verducci ..... Tight Ends
Kim Wood ..... Strength and Conditioning

2000

HEAD COACHES — BRUCE COSLET* AND DICK LeBEAU**

Paul Alexander ..... Offensive Line
Jim Anderson ..... Running Backs
Ken Anderson ..... Offensive Coordinator
Louie Cioffi ..... Defensive Staff Assistant
Mark Duffner ..... Linebackers
Ray Horton ..... Defensive Backs
Tim Krumrie ..... Defensive Line
Dick LeBeau** ..... Assistant Head Coach/ Defensive Coordinator
Steve Mooshagian ..... Wide Receivers
Al Roberts ..... Special Teams
Frank Verducci ..... Tight Ends
Kim Wood ..... Strength and Conditioning

**Resigned after Game 3.*
***Was Assistant Head Coach/Defensive Coordinator for Games 1-3 and Head Coach for Games 4-16.*

2001

HEAD COACH — DICK LEBEAU

Paul Alexander ..... Offensive Line
Jim Anderson ..... Running Backs
Ken Anderson ..... Quarterbacks
Bob Bratkowski ..... Offensive Coordinator
Louie Cioffi ..... Defensive Assistant
Kevin Coyle ..... Cornerbacks
Mark Duffner ..... Defensive Coordinator/ Linebackers
John Garrett ..... Offensive Assistant
Rodney Holman ..... Strength and Conditioning Assistant
Ray Horton ..... Safeties
Tim Krumrie ..... Defensive Line
Steve Mooshagian ..... Wide Receivers
Al Roberts ..... Special Teams
Frank Verducci ..... Tight Ends
Kim Wood ..... Strength and Conditioning

2002

HEAD COACH — DICK LEBEAU

Paul Alexander ..... Offensive Line
Jim Anderson ..... Running Backs
Ken Anderson ..... Quarterbacks
Bob Bratkowski ..... Offensive Coordinator
Louie Cioffi ..... Defensive Assistant
Kevin Coyle ..... Cornerbacks
Mark Duffner ..... Defensive Coordinator/ Linebackers
John Garrett ..... Tight Ends
Rodney Holman ..... Strength and Conditioning Assistant
Tim Krumrie ..... Defensive Line
Steve Mooshagian ..... Wide Receivers
Darren Perry ..... Safeties
Al Roberts ..... Special Teams
Bob Surace ..... Offensive Assistant
Kim Wood ..... Strength and Conditioning

2003

HEAD COACH — MARVIN LEWIS

Paul Alexander ..... Assistant Head Coach/ Offensive Line
Jim Anderson ..... Running Backs
Bob Bratkowski ..... Offensive Coordinator
Louie Cioffi ..... Assistant Defensive Backs
Kevin Coyle ..... Defensive Backs
Leslie Frazier ..... Defensive Coordinator
Jay Hayes ..... Defensive Line
Jonathan Hayes ..... Tight Ends
Ricky Hunley ..... Linebackers
Chip Morton ..... Strength and Conditioning
Kurtis Shultz ..... Assistant Strength and Conditioning
Darrin Simmons ..... Special Teams
Bob Surace ..... Offensive Assistant
Alex Wood ..... Wide Receivers
Ken Zampese ..... Quarterbacks

2004

HEAD COACH — MARVIN LEWIS

Paul Alexander ..... Assistant Head Coach/ Offensive Line
Jim Anderson ..... Running Backs
Bob Bratkowski ..... Offensive Coordinator
Chuck Bresnahan ..... Assistant
Louie Cioffi ..... Assistant Defensive Backs
Kevin Coyle ..... Defensive Backs
Leslie Frazier ..... Defensive Coordinator
Jay Hayes ..... Defensive Line
Jonathan Hayes ..... Tight Ends
Ricky Hunley ..... Linebackers
Hue Jackson ..... Wide Receivers
Chip Morton ..... Strength and Conditioning
Ray Oliver ..... Assistant Strength and Conditioning
Darrin Simmons ..... Special Teams
Bob Surace ..... Assistant Offensive Line
Ken Zampese ..... Quarterbacks

2005

HEAD COACH — MARVIN LEWIS

Paul Alexander ..... Assistant Head Coach/ Offensive Line
Jim Anderson ..... Running Backs
Bob Bratkowski ..... Offensive Coordinator
Chuck Bresnahan ..... Defensive Coordinator
Louie Cioffi ..... Assistant Defensive Backs
Kevin Coyle ..... Defensive Backs
Paul Guenther ..... Staff Assistant
Jay Hayes ..... Defensive Line
Jonathan Hayes ..... Tight Ends
Ricky Hunley ..... Linebackers
Hue Jackson ..... Wide Receivers
Chip Morton ..... Strength and Conditioning
Ray Oliver ..... Assistant Strength and Conditioning
Darrin Simmons ..... Special Teams
Bob Surace ..... Assistant Offensive Line
Ken Zampese ..... Quarterbacks

2006

HEAD COACH — MARVIN LEWIS

Paul Alexander ..... Assistant Head Coach/ Offensive Line
Jim Anderson ..... Running Backs
Bob Bratkowski ..... Offensive Coordinator
Chuck Bresnahan ..... Defensive Coordinator
Louie Cioffi ..... Assistant Defensive Backs
Kevin Coyle ..... Defensive Backs
Paul Guenther ..... Assistant Special Teams/ Assistant Linebackers
Jay Hayes ..... Defensive Line
Jonathan Hayes ..... Tight Ends
Ricky Hunley ..... Linebackers
Hue Jackson ..... Wide Receivers
Chip Morton ..... Strength and Conditioning
Ray Oliver ..... Assistant Strength and Conditioning
Darrin Simmons ..... Special Teams
Bob Surace ..... Assistant Offensive Line
Ken Zampese ..... Quarterbacks

2007

HEAD COACH — MARVIN LEWIS

Paul Alexander ..... Assistant Head Coach/ Offensive Line
Jim Anderson ..... Running Backs
Bob Bratkowski ..... Offensive Coordinator
Chuck Bresnahan ..... Defensive Coordinator
Louie Cioffi ..... Assistant Defensive Backs
Kevin Coyle ..... Defensive Backs
Paul Guenther ..... Assistant Special Teams/ Assistant Linebackers
Jay Hayes ..... Defensive Line
Jonathan Hayes ..... Tight Ends
Ricky Hunley ..... Linebackers
Chip Morton ..... Strength and Conditioning
Ray Oliver ..... Assistant Strength and Conditioning
Mike Sheppard ..... Wide Receivers
Darrin Simmons ..... Special Teams
Bob Surace ..... Assistant Offensive Line
Ken Zampese ..... Quarterbacks

2008

HEAD COACH — MARVIN LEWIS

Paul Alexander ..... Assistant Head Coach/ Offensive Line
Jim Anderson ..... Running Backs
Bob Bratkowski ..... Offensive Coordinator
Louie Cioffi ..... Assistant Defensive Backs
Kevin Coyle ..... Defensive Backs
Jeff FitzGerald ..... Linebackers
Paul Guenther ..... Assistant Special Teams/ Assistant Linebackers
Jay Hayes ..... Defensive Line
Jonathan Hayes ..... Tight Ends
Chip Morton ..... Strength and Conditioning
Ray Oliver ..... Associate Strength and Conditioning
Mike Sheppard ..... Wide Receivers
Darrin Simmons ..... Special Teams
Bob Surace ..... Assistant Offensive Line
Ken Zampese ..... Quarterbacks
Mike Zimmer ..... Defensive Coordinator

2009

HEAD COACH — MARVIN LEWIS

Paul Alexander ..... Assistant Head Coach/ Offensive Line
Jim Anderson ..... Running Backs
Bob Bratkowski ..... Offensive Coordinator
Louie Cioffi ..... Assistant Defensive Backs
Kevin Coyle ..... Defensive Backs
Jeff FitzGerald ..... Linebackers
Paul Guenther ..... Assistant Special Teams/ Assistant Linebackers
Jay Hayes ..... Defensive Line
Jonathan Hayes ..... Tight Ends
Chip Morton ..... Strength and Conditioning
Ray Oliver ..... Associate Strength and Conditioning
Mike Sheppard ..... Wide Receivers
Darrin Simmons ..... Special Teams
Bob Surace ..... Assistant Offensive Line
Ken Zampese ..... Quarterbacks
Mike Zimmer ..... Defensive Coordinator

2010

HEAD COACH — MARVIN LEWIS

Paul Alexander ..... Assistant Head Coach/ Offensive Line
Jim Anderson ..... Running Backs
Bob Bratkowski ..... Offensive Coordinator
Kyle Caskey ..... Offensive Quality Control
Louie Cioffi ..... Assistant Defensive Backs
Kevin Coyle ..... Defensive Backs
Jeff FitzGerald ..... Linebackers
Jeff Friday ..... Assistant Strength and Conditioning
Paul Guenther ..... Assistant Special Teams/ Assistant Linebackers
Jay Hayes ..... Defensive Line
Jonathan Hayes ..... Tight Ends
Chip Morton ..... Strength and Conditioning
Mike Sheppard ..... Wide Receivers
Darrin Simmons ..... Special Teams
Ken Zampese ..... Quarterbacks
Mike Zimmer ..... Defensive Coordinator

2011

HEAD COACH — MARVIN LEWIS

Paul Alexander ..... Assistant Head Coach/ Offensive Line
Jim Anderson ..... Running Backs
Kyle Caskey ..... Offensive Quality Control
Kevin Coyle ..... Defensive Backs
Jeff FitzGerald ..... Linebackers
Jeff Friday ..... Assistant Strength and Conditioning
Jay Gruden ..... Offensive Coordinator
Paul Guenther ..... Assistant Defensive Backs/ Assistant Special Teams
Jay Hayes ..... Defensive Line
Jonathan Hayes ..... Tight Ends
David Lippincott ..... Defensive Quality Control
Chip Morton ..... Strength and Conditioning
Darrin Simmons ..... Special Teams
James Urban ..... Wide Receivers
Ken Zampese ..... Quarterbacks
Mike Zimmer ..... Defensive Coordinator

2012

HEAD COACH — MARVIN LEWIS

Paul Alexander ..... Assistant Head Coach/ Offensive Line
Jim Anderson ..... Running Backs
Mark Carrier ..... Defensive Backs
Kyle Caskey ..... Offensive Quality Control/ Assistant Offensive Line
Brayden Coombs ..... Offensive Assistant
Jeff Friday ..... Assistant Strength and Conditioning
Jay Gruden ..... Offensive Coordinator
Paul Guenther ..... Linebackers
Jay Hayes ..... Defensive Line
Jonathan Hayes ..... Tight Ends
Hue Jackson ..... Assistant Special Teams/ Assistant Defensive Backs
David Lippincott ..... Defensive Quality Control/ Assistant Linebackers
Chip Morton ..... Strength and Conditioning
Darrin Simmons ..... Special Teams
James Urban ..... Wide Receivers
Ken Zampese ..... Quarterbacks
Mike Zimmer ..... Defensive Coordinator

PLAYER HISTORY

ALL-TIME ROSTER

To be eligible for the all-time roster, a player must have been in uniform for at least one regular-season or postseason game, or spent a minimum of four games on the roster (including inactive status). A player who qualifies at any point under these guidelines also will be credited for seasons in which he was on a reserve list but did not play or dress for a game. Players who spend time on a reserve list but have never played or dressed for a game do not qualify for the all-time roster. The Practice Squad does not qualify.

— A —

NO.	NAME	POS.	YRS.	COLLEGE
53	Abdullah, Khalid	LB	'03-04	Mars Hill
46	Adams, Blue	CB	'07	Cincinnati
52	Adams, Doug	LB	'71-74	Ohio State
95	Adams, Sam	DT	'06	Texas A&M
95	Adeyanju, Victor	DE	'10	Indiana
40	Alexander, Charles	HB-FB	'79-85	Louisiana State
82	Alexis, Alton	WR	'80	Tulane
25	Allen, Jason	CB	'12	Tennessee
33	Ambrose, Ashley	CB	'96-98	Mississippi Valley St.
89	Amsler, Martin	DE	'70	Evansville
92	Anderson, Jamaal	DE	'12	Arkansas
31	Anderson, Jerry	S	'77	Oklahoma
14	Anderson, Ken	QB	'71-86	Augustana (Ill.)
71	Anderson, Willie	OT	'96-07	Auburn
79	Andrews, Stacy	G-OT	'04-08	Mississippi
78	Archer, Dan	OT	'68	Oregon
33	Armour, JoJuan	S-LB	'99-02	Miami (Ohio)
61	Aronson, Doug	G	'87	San Diego State
65	Arthur, Mike	C	'91-92	Texas A&M
96	Askew, Matthias	DT	'04-05	Michigan State
97	Atkins, Geno	DT	'10-12	Georgia
51	Avery, Ken	LB	'69-74	Southern Mississippi

— B —

NO.	NAME	POS.	YRS.	COLLEGE
85	Baccaglio, Martin	DE	'68-70	San Jose State
79	Bacon, Coy	DE	'76-77	Jackson State
10	Bahr, Chris	K	'76-79	Penn State
18	Bailey, Thomas	WR	'95	Auburn
42	Ball, Eric	FB-KOR	'89-94	UCLA
38	Banks, Estes	RB	'68	Colorado
90	Bankston, Michael	DE	'98-00	Sam Houston State
35	Barber, Chris	S	'87-89	North Carolina A&T
86	Barber, Mike	WR	'90-92	Marshall
53	Barker, Leo	LB	'84-91	New Mexico State
93	Barndt, Tom	DT	'00	Pittsburgh
38,35	Basnight, Michael	RB	'99-00	North Carolina A&T
84	Bass, Don	WR-TE	'78-81	Houston
89	Battaglia, Marco	TE	'96-01	Rutgers
31	Battle, Ralph	DB	'84	Jacksonville State
21	Bauman, Rashad	CB	'04-06	Oregon
23,49	Bean, Robert	CB	'00-01	Mississippi State
58	Beauchamp, Al	LB	'68-75	Southern
45	Beckett, Rogers	S	'03-04	Marshall
26	Bell, Leonard	S	'87	Indiana
40	Bell, Myron	S	'98-99	Michigan State
21	Benjamin, Ryan	RB	'93	Pacific
35	Bennett, Antoine	CB	'91-92	Florida A&M
16	Bennett, Ben	QB	'87	Duke
36	Bennett, Brandon	RB-KOR	'98-03	South Carolina
23	Bennett, Fred	CB	'10	South Carolina
32	Benson, Cedric	RB	'08-11	Texas
57	Bentley, Ray	LB	'92	Central Michigan
66	Bergey, Bill	LB	'69-73	Arkansas State
82	Berry, Royce	DE	'69-75	Houston
79	Berthusen, Bill	DE	'87	Iowa State
21	Bieniemy, Eric	RB-KOR	'95-98	Colorado
24	Billups, Lewis	CB	'86-91	North Alabama
85	Binns, Armon	WR	'12	Cincinnati
66	Blackman, Ken	G	'96-99	Illinois
37	Blackmon, Roosevelt	CB	'98-99	Morris Brown
56	Blackstock, Darryl	LB-DE	'08	Virginia
29	Blackwood, Lyle	S-PR	'73-75	Texas Christian
74	Blados, Brian	G-OT	'84-91	North Carolina
45	Blair, Michael	FB	'98	Ball State
8	Blake, Jeff	QB	'94-99	East Carolina
41	Body, Patrick	CB	'05	Toledo
65	Boling, Clint	G	'11-12	Georgia
96	Booker, Vaughn	DE	'00-02	Cincinnati
32	Borders, Nate	S	'87	Indiana
61	Boyarsky, Jerry	NT	'82-85	Pittsburgh
85	Boyd, LaVell	WR	'00	Louisville
85	Brabham, Dan	LB	'68	Arkansas
60	Bradley, Chuck	OT	'93	Kentucky
55	Brady, Ed	LB-LS	'86-91	Illinois
74	Braham, Rich	C-G	'94-06	West Virginia
4	Bramlet, Casey	QB	'04	Wyoming
58	Braxton, David	LB	'94	Wake Forest
3,10	Breech, Jim	K	'80-92	California
34	Breeden, Louis	CB	'77-87	N. Carolina Central
18	Breen, Adrian	QB	'87	Morehead State
83	Brennan, Brian	WR	'92	Boston College
60	Brennan, Mike	OT	'90-91	Notre Dame
88	Brewer, Sean	TE	'01-02	San Jose State
10	Brice, Will	P	'99	Virginia
47	Bright, Greg	S	'80-81	Morehead State
65	Brilz, Darrick	C	'94-98	Oregon State
43	Brim, Mike	CB	'93-95	Virginia Union
50,55	Brooks, Ahmad	LB	'06-07	Virginia
82	Brooks, Billy	WR	'76-79	Oklahoma
27	Brooks, Greg	CB	'04-06	Southern Mississippi
21	Brooks, James	RB	'84-91	Auburn
33	Broussard, Steve	RB	'94	Washington State
75	Brown, Anthony	OT-G	'95-98	Utah
78	Brown, Bob	DT	'75-76	Arkansas AM&N
81	Brown, Eddie	WR	'85-91	Miami (Fla.)
3	Brown, Josh	K	'12	Nebraska
86	Brown, Ken	WR	'87	Southern Arkansas
80	Brown, Tom	WR	'87	Augustana (S.D.)
21	Browner, Jim	S	'79-80	Notre Dame
79	Browner, Ross	DE	'78-86	Notre Dame
72	Brumfield, Scott	G	'93-97	Brigham Young
52	Buchanan, Tim	LB	'69	Hawaii
99	Buck, Jason	DE	'87-90	Brigham Young
96	Buckner, Brentson	NT	'97	Clemson
89	Buie, Drew	WR	'72	Catawba
74	Bujnoch, Glenn	G	'76-82	Texas A&M
55	Buncom, Frank	LB	'68	Southern California
55	Burfict, Vontaze	LB	'12	Arizona State
28	Burk, Scott	S	'79	Oklahoma State
67	Burley, Gary	DE	'75-83	Pittsburgh
38	Burns, Jason	RB	'95	Wisconsin
21	Burris, Jeff	CB	'02-03	Notre Dame
58	Bush, Blair	C	'78-82	Washington
88	Bush, Steve	TE-FB-LS	'97-00	Arizona State
36,40	Busing, John	S	'06-08	Miami (Ohio)
27	Bussey, Barney	S-KOR	'86-92	South Carolina State

— C —

NO.	NAME	POS.	YRS.	COLLEGE
68	Cadigan, Dave	G	'94	Southern California
87	Caldwell, Andre	WR-KOR	'08-11	Florida
50	Cameron, Glenn	LB	'75-85	Florida
64	Canale, Justin	G	'69	Mississippi State
34	Carey, Richard	CB	'89	Idaho
70	Carpenter, Ron	DT-DE	'70-76	North Carolina State
32	Carpenter, Ron	S	'93	Miami (Ohio)
86	Carroll, Wesley	WR	'93	Miami (Fla.)
45	Carter, Carl	CB	'90	Texas Tech
42	Carter, Chris	S	'00-01	Texas
32	Carter, Ki-Jana	RB	'95-99	Penn State
21	Carter, Tom	CB	'99-01	Notre Dame
11	Carter, Virgil	QB	'70-73	Brigham Young
37	Casanova, Tommy	S-PR	'72-77	Louisiana State
21	Castille, Simeon	CB	'08	Alabama
56	Catchings, Toney	LB	'87	Cincinnati
55	Chamberlin, Frank	LB	'03-'04	Boston College
72	Chambers, Kirk	OT	'10	Stanford
81	Chandler, Al	TE	'73-74	Oklahoma
24	Chapman, Clarence	CB	'80-81	Eastern Michigan
80	Charles, Orson	TE	'12	Georgia
83	Chatman, Antonio	WR-PR	'06-09	Cincinnati
91	Chevrier, Randy	LS	'01	McGill (Canada)
79	Chomyszak, Steve	DT-DE	'68-73	Syracuse
11	Christensen, Jeff	QB	'83	Eastern Illinois
57	Clark, Bernard	LB	'90-91	Miami (Fla.)
42,35	Clark, Boobie	FB	'73-78	Bethune-Cookman
11	Clark, Bryan	QB	'84	Michigan State
21	Clark, Rico	CB	'99	Louisville
11	Clark, Wayne	QB	'74	U.S. International
22	Clements, Nate	CB-S	'11-12	Ohio State
92	Clemons, Duane	DE	'03-05	California
86,46	Coats, Daniel	TE-FB	'07-10	Brigham Young
61	Coats, Tony	G	'99	Washington
24	Cobb, Marvin	S	'75-79	Southern California
89	Cobb, Mike	TE	'77	Michigan State
81	Cochart, Colin	TE	'11	South Dakota State
80	Coffman, Chase	TE	'09-10	Missouri
23	Coleman, Al	S	'69-71	Tennessee State
60	Coleman, Reggie	OT	'02	Tennessee
11	Coles, Laveranues	WR	'09	Florida State
55	Collins, Andre	LB	'95-97	Penn State
73	Collins, Anthony	OT	'08-12	Kansas
90	Collins, Gerald	LB	'95	Vanderbilt
76	Collins, Glen	DE	'82-85	Mississippi State
80	Collinsworth, Cris	WR	'81-88	Florida
38	Conley, Steve	RB	'72	Kansas
32	Conner, John	FB	'12	Kentucky
12	Cook, Greg	QB	'69-74	Cincinnati
64	Cook, Kyle	C	'08-12	Michigan State
92	Copeland, John	DE-DT	'93-00	Alabama
81	Corbett, Jim	TE	'77-80	Pittsburgh
76	Cornish, Frank	DT	'70	Grambling
12	Cosby, Quan	WR-PR	'09-10	Texas
88	Coslet, Bruce	TE	'69-76	Pacific
6	Costello, Brad	P	'98-99	Boston University
46,29	Cothran, Jeff	FB	'94-96	Ohio State
70	Cotton, Barney	G	'79	Nebraska
52	Cousino, Brad	LB	'75	Miami (Ohio)
4	Covington, Scott	QB	'99-01	Miami (Fla.)
10	Crabtree, Eric	WR	'69-71	Pittsburgh
34	Craig, Neal	S	'71-73	Fisk
42,33	Crocker, Chris	S	'08-12	Marshall
60	Crummey, Andrew	C	'08	Maryland
72	Cupp, Keith	OT	'87	Findlay
98	Curtis, Canute	LB	'97-02	West Virginia
85	Curtis, Isaac	WR	'73-84	San Diego State

— D —

NO.	NAME	POS.	YRS.	COLLEGE
14	Dalton, Andy	QB	'11-12	Texas Christian
96	Davidson, Kenny	DE	'96	Louisiana State
26	Davis, Charlie	RB	'74-75	Colorado
31	Davis, Lee	CB	'85	Mississippi
21	Davis, Oliver	S	'81-82	Tennessee State
27	Davis, Ricky	S	'75	Alabama
35,25	Davis, Tony	RB-PR	'76-78	Nebraska
34	Dawson, Clifton	RB	'07	Harvard
93	DeAyala, Kiki	LB	'86-87	Texas
85	DeGraffenreid, Allen	WR	'93	Ohio State
50	DeLeone, Tom	G-C	'72-73	Ohio State
73	DeMarco, Brian	G	'99	Michigan State
63	Dennis, Guy	G	'69-72	Florida
74	Dennis, Mark	OT	'94	Illinois
56	DePaso, Tom	LB	'78	Penn State
51	Devlin, Chris	LB	'75-78	Penn State
34	Dillahunt, Ellis	S	'88	East Carolina
28	Dillon, Corey	RB	'97-03	Washington
38	Dingle, Mike	RB	'91-92	South Carolina
52,51	Dinkel, Tom	LB	'78-83,'85	Kansas
51	Dixon, Gerald	LB	'96-97	South Carolina
29	Dixon, Rickey	DB	'88-92	Oklahoma
66	Donahue, Mark	G	'78-79	Michigan
10	Dorsch, Travis	P-K	'02	Purdue
27	Dorsey, DeDe	RB	'07-08	Lindenwood
44	Doss, Mike	S	'08	Ohio State
76	Doughty, Mike	OT	'99-00	Notre Dame
67	Douglas, David	OT	'86-88	Tennessee
45	Douthard, Ty	RB	'97	Illinois
44	Dressler, Doug	RB	'70-74	Chico State
41	Duckett, Forey	DB	'94	Nevada-Reno
81	Dugans, Ron	WR	'00-02	Florida State
96	Dunlap, Carlos	DE	'10-12	Florida
80	Dunn, David	WR-KOR	'95-98	Fresno State
21	Dunn, Paul	RB	'70	U.S. International
29	Durko, Sandy	S	'70-72	Southern California
27	Dyer, Ken	S	'69-71	Arizona State

— E —

NO.	NAME	POS.	YRS.	COLLEGE
70	Eaddy, James	NT	'87	New York Tech
53,87, 41	Edmonds, Chris	LB-TE-FB	'01-03	West Virginia
73	Edwards, Eddie	DE-DT	'77-88	Miami (Fla.)
36	Elliott, Lenvil	RB	'73-78	Northeast Missouri St.
59	Ely, Larry	LB	'70-71	Iowa
52	Elzey, Paul	LB	'68	Toledo
50	Erickson, Bernard	LB	'68	Abilene Christian
17	Ernst, Mike	QB	'73-74	Cal State-Fullerton
7	Esiason, Boomer	QB	'84-92,'97	Maryland

— F —

NO.	NAME	POS.	YRS.	COLLEGE
31	Fain, Richard	CB	'91	Florida
62	Faine, Jeff	C	'12	Notre Dame
63	Fairchild, Greg	G	'76-77	Tulsa
68	Fanene, Jonathan	DE-DT	'05-11	Utah
33	Farley, John	RB	'84	Cal State-Sacramento
83	Farmer, Danny	WR	'00-02	UCLA
96	Fears, Willie	DE	'87	Northwestern St. (La.)
44	Fenner, Derrick	FB	'92-94	North Carolina
72	Fest, Howard	G-OT	'68-75	Texas
25	Fisher, Charles	CB	'99-00	West Virginia
11	Fitzpatrick, Ryan	QB	'07-08	Harvard
52	Flaherty, Tom	LB	'87	Northwestern
25	Fletcher, Jamar	CB	'08	Wisconsin
71	Fletcher, John	G	'87	Texas A&I
95	Foley, Steve	LB	'98-02	Northeast Louisiana
67	Fontenot, Jerry	C	'04	Texas A&M
11	Ford, Mike	QB	'82	Southern Methodist
88	Foschi, J.P.	TE	'09-10	Georgia Tech
50	Francis, James	LB	'90-98	Baylor
39	Franklin, Pat	RB	'87	Southwest Texas St.
57	Frazier, Andre	LB	'06-07	Cincinnati
43	Frazier, Curt	CB	'68	Fresno State
49,58	Frazier, Guy	LB	'81-84	Wyoming
12	Frerotte, Gus	QB	'02	Tulsa
97	Frier, Mike	DE	'92-94	Appalachian State
47,83	Frisch, David	TE	'93-94	Colorado State
33	Fritts, Stan	RB	'75-76	North Carolina State
33	Fulcher, David	S	'86-92	Arizona State
17	Fulhage, Scott	P	'87-88	Kansas State
42	Fuller, Mike	S-PR	'81-82	Auburn

— G —

NO.	NAME	POS.	YRS.	COLLEGE
18	Gallery, Jim	K	'89	Minnesota
48	Garrett, John	WR	'89	Princeton
89	Garrett, Shane	WR-KOR	'91-92	Texas A&M
11	Gaynor, Doug	QB	'86	Cal State-Long Beach
91	Geathers, Robert	DE-LB	'04-12	Georgia
26	Gehrke, Jack	WR	'69	Utah
89	George, Tim	WR	'73	Carson-Newman
21	Ghee, Brandon	CB	'10-12	Wake Forest
53	Ghiaciuc, Eric	C	'05-08	Central Michigan
48	Gibler, Andy	TE	'83	Missouri

84	Gibson, Damon	WR-PR	'98	Iowa
99	Gibson, Oliver	DT-NT	'99-03	Notre Dame
95	Gilberry, Wallace	DE	'12	Alabama
30	Gilliard, Cory	S	'97	Ball State
64	Glass, Bill	G	'80	Baylor
42	Glover, LaVar	CB	'02	Cincinnati
63	Goff, Mike	G-OT-C	'98-03	Iowa
58	Gordon, Alex	LB	'91-93	Cincinnati
7	Gradkowski, Bruce	QB	'11-12	Toledo
33	Graham, Kenny	S	'70	Washington State
41	Graham, Scottie	RB	'97	Ohio State
17	Graham, Shayne	K	'03-09	Virginia Tech
24	Grant, Alan	CB	'93	Stanford
98	Grant, David	NT	'88-91	West Virginia
91	Granville, Billy	LB	'97-00	Duke
41	Graves, White	S	'68	Louisiana State
18	Green, A.J.	WR	'11-12	Georgia
41	Green, Dave	P-K	'74-75	Ohio
28	Green, Harold	RB	'90-95	South Carolina
18	Green, Skyler	WR	'07	Louisiana State
42	Green-Ellis, BenJarvus	RB	'12	Mississippi
84	Gresham, Jermaine	TE	'10-12	Oklahoma
45	Griffin, Archie	RB	'76-83	Ohio State
87	Griffin, Damon	WR-PR	'99-00	Oregon
22	Griffin, James	S	'83-85	Middle Tennessee St.
76	Griffin, Jim	DE	'68	Grambling
44	Griffin, Ray	CB-KOR	'78-84	Ohio State
46	Groce, Clif	FB	'99-00	Texas A&M
28	Guillory, John	DB	'69-70	Stanford
27	Gunn, Lance	S	'93	Texas
89	Gunner, Harry	DE	'68-69	Oregon State
62	Gutierrez, Brock	C-G	'96-02	Central Michigan

— H —

NO.	NAME	POS.	YRS.	COLLEGE
45	Haddix, Wayne	CB	'91	Liberty
35	Haffner, Mike	WR	'71	UCLA
26	Hall, Cory	S	'99-02	Fresno State
29	Hall, Leon	CB	'07-12	Michigan
88	Hamilton, Lawrence	WR	'03	Stephen F. Austin
71	Hammerstein, Mike	DE-NT	'86-90	Michigan
66	Hannula, Jim	OT	'83	Northern Illinois
45,41	Hardy, Adrian	CB	'94-95	Northwestern St. (La.)
51	Hardy, Kevin	LB	'03-04	Illinois
36	Hargrove, Jim	RB	'81	Wake Forest
57	Harmon, Ed	LB	'69	Louisville
96	Harrington, Chris	DE	'08	Texas A&M
53	Harris, Bo	LB	'75-82	Louisiana State
46	Harris, Clark	LS	'09-12	Rutgers
26	Harris, Jim	DB	'71	Howard Payne
83	Harris, M.L.	TE	'80-85	Kansas State
8	Harris, Nick	P	'01-03	California
95	Harris, Orien	DT	'08-09	Miami (Fla.)
16	Hawkins, Andrew	WR	'11-12	Toledo
27	Hawkins, Artrell	CB	'98-03	Cincinnati
98	Hayden, Nick	DT	'11	Wisconsin
5	Hayes, Jeff	P	'86	North Carolina
69	Headrick, Sherrill	LB	'68	Texas Christian
20	Hearst, Garrison	RB	'96	Georgia
36	Heath, Jo-Jo	DB	'80	Pittsburgh
22	Heath, Rodney	CB	'99-01	Minnesota
34	Hebert, Kyries	S	'08-09	Louisiana-Lafayette
50	Henderson, Eric	DE-LB	'07-08	Georgia Tech
15	Henry, Chris	WR	'05-09	West Virginia
38	Henson, Champ	RB	'75	Ohio State
34	Herock, Ken	TE	'68	West Virginia
22	Herring, Kim	S	'04-05	Penn State
34	Herron, Daniel	RB	'12	Ohio State
16	Hertel, Rob	QB	'78	Southern California
56	Hibler, Mike	LB	'68	Stanford
27	Hicks, Bryan	S	'80-84	McNeese State
49	Hill, Darius	TE	'09	Ball State
84,19	Hill, Jeff	WR	'94-96	Purdue
89	Hillary, Ira	WR-PR	'87-89	South Carolina
98	Hinkle, George	DE	'93	Arizona
58	Hobson, Victor	LB	'08	Michigan
52	Hodge, Abdul	LB	'08-09	Iowa
83	Holden, Steve	WR	'77	Arizona State
40	Holifield, John	RB	'88-89	West Virginia
76	Holland, Vernon	OT	'71-79	Tennessee State
12	Hollas, Donald	QB	'91-94	Rice
82	Holman, Rodney	TE	'82-92	Tulane
16	Holt, Glenn	WR-KOR	'06-08	Kentucky
71	Horn, Rod	NT	'80-81	Nebraska
10	Horne, Greg	P	'87	Arkansas
20	Horton, Ray	CB	'83-88	Washington
84	Houshmandzadeh, T.J.	WR-PR	'01-08	Oregon State
53	Howard, Thomas	LB	'11-12	Texas-El Paso
20	Howard, Ty	CB	'99	Ohio State
71	Howe, Garry	NT	'93	Colorado
10	Huber, Kevin	P	'09-12	Cincinnati
60	Hudson, Otis	G	'11	Eastern Illinois
85	Hundon, James	WR	'96-99	Portland State
20	Hunt, Bobby	S	'68-69	Auburn
31	Hunt, Gary	DB	'87	Memphis State
72	Hunt, Ron	OT	'76-78	Oregon

— I —

NO.	NAME	POS.	YRS.	COLLEGE
43	Iloka, George	S	'12	Boise State
92	Inglis, Tim	LB	'87-88	Toledo

— J —

NO.	NAME	POS.	YRS.	COLLEGE
23	Jackson, Bernard	S-CB-KOR	'72-76	Washington State
28	Jackson, Dexter	S	'06-08	Florida State
65	Jackson, John	OT	'00-01	Eastern Kentucky
95	Jackson, LaDairis	LB	'03-04	Oregon State
37	Jackson, Robert	S	'81-87,'89	Central Michigan
80	Jackson, Willie	WR	'98-99	Florida
80	James, Lynn	WR	'90-91	Arizona State
20,26	James, Tory	CB	'03-06	Louisiana State
30	Jauron, Dick	S	'78-81	Yale
93,53	Jeanty, Rashad	LB	'06-09	Central Florida
57	Jefferson, Kevin	LB	'94-95	Lehigh
87	Jeffries, Curtis	TE	'87	Louisville
84	Jenkins, Mike	WR	'97	Hampton
23	Jennings, Kelly	CB	'11	Miami (Fla.)
25	Jennings, Ligarius	CB	'01-02	Tennessee State
36	Jennings, Stanford	RB-KOR	'84-90	Furman
68	Jetton, Paul	C-G	'89-91	Texas
30	Johnson, Bill	RB	'85-87	Arkansas State
54	Johnson, Bob	C	'68-79	Tennessee
59	Johnson, Brandon	LB	'08-11	Louisville
85	Johnson, Chad (changed last name to Ochocinco in 2008; was known as Ochocinco from '08-11)	WR	'01-10	Oregon State
68,99	Johnson, Donnell	OT	'93	Johnson C. Smith
11	Johnson, Doug	QB	'06	Florida
19	Johnson, Essex	RB-PR-KOR	'68-75	Grambling
39	Johnson, James	RB	'08	Kansas State
31,23	Johnson, Jeremi	FB	'03-09	Western Kentucky
29	Johnson, Jim	DB	'69	South Carolina State
55	Johnson, John	LB	'94	Clemson
80	Johnson, Ken	DE	'71-77	Indiana
59	Johnson, Landon	LB	'04-07	Purdue
27	Johnson, Larry	RB	'09	Penn State
11	Johnson, Lee	P-K	'88-98	Brigham Young
43	Johnson, Mark	S	'87	Western Kentucky
93	Johnson, Michael	DE-LB	'09-12	Georgia Tech
46	Johnson, Pete	FB	'77-83	Ohio State
50	Johnson, Riall	LB	'01-03	Stanford
32	Johnson, Rudi	RB	'01-07	Auburn
99	Johnson, Tank	DT	'09-10	Washington
90	Johnson, Tim	DT	'96	Penn State
78	Johnson, Walter	DT	'77	Los Angeles State
18	Joiner, Charlie	WR	'72-75	Grambling
57	Jolitz, Evan	LB	'74	Cincinnati
24	Jones, Adam	CB-PR	'10-12	West Virginia
32	Jones, Bob	S	'73-74	Virginia Union
66	Jones, Dan	OT	'93-95	Maine
20	Jones, David	CB	'07-09	Wingate
57	Jones, Dhani	LB	'07-10	Michigan
44	Jones, Herana-Daze	S	'06-08	Indiana
76	Jones, Levi	OT	'02-08	Arizona State
82	Jones, Marvin	WR	'12	California
25	Jones, Rod (Roderick)	CB	'90-96	Southern Methodist
60	Jones, Rod (Rodrek)	OT-G	'96-00	Kansas
24	Jones, Roger	CB	'94-96	Tennessee State
77	Jones, Scott	OT	'89,'91	Washington
74,78	Jones, Willie Lee	DT-DE	'68,'70-71	Kansas State
83	Jordan, Kevin	WR	'96	UCLA
36	Joseph, James	RB	'95	Auburn
22	Joseph, Johnathan	CB	'06-10	South Carolina
12	Joseph, Kerry	QB	'96	McNeese State
10	Justin, Paul	QB	'98	Arizona State

— K —

NO.	NAME	POS.	YRS.	COLLEGE
34	Kaesviharn, Kevin	S-CB	'01-06	Augustana (S.D.)
62	Kalis, Todd	G	'95	Arizona State
84	Kattus, Eric	TE	'86-91	Michigan
56	Kearney, Tim	LB	'72-74	Northern Michigan
29	Keaton, Curtis	RB-KOR	'00-01	James Madison
44	Keeling, Rex	P	'68	Samford
24	Kellermann, Ernie	S	'72	Miami (Ohio)
77	Kelly, Bob	OT	'68	New Mexico State
58	Kelly, Joe	LB	'86-89	Washington
87	Kelly, Mike	TE	'70-72	Davidson
82	Kelly, Reggie	TE	'03-10	Mississippi State
98	Kelly, Todd	DE	'95-96	Tennessee
26	Kemp, Bobby	S	'81-86	Cal State-Fullerton
89	Kern, Don	TE	'84-85	Arizona State
43	Kilmer, Ethan	S	'06-08	Penn State
65	Kindricks, Bill	DT	'68	Alabama A&M
47	King, Charlie	CB	'68-69	Purdue
90	King, Emanuel	LB	'85-88	Alabama
41	King, Joe	S	'91	Oklahoma State
28	Kinnebrew, Larry	FB	'83-87	Tennessee State
55	Kirk, Randy	LB	'92-93	San Diego State
27	Kirkpatrick, Dre	CB	'12	Alabama
3	Kitna, Jon	QB	'01-05	Central Washington
7,15	Klingler, David	QB	'92-95	Houston
71	Koch, Pete	DT	'84	Maryland
50	Koegel, Vic	LB	'74	Ohio State
68	Kollar, Bill	DT	'74-76	Montana State
75	Kooistra, Scott	G-OT	'03-09	North Carolina State
30	Kors, R.J.	S	'93	Cal State-Long Beach
64	Kozerski, Bruce	C-G-OT	'84-95	Holy Cross
86	Kreider, Steve	WR	'79-86	Lehigh
6	Krenzel, Craig	QB	'05	Ohio State
15	Kresser, Eric	QB	'97-99	Marshall
75	Krevis, Al	OT	'75	Boston College
69	Krumrie, Tim	NT	'83-94	Wisconsin
59	Kurnick, Howie	LB	'79-80	Cincinnati

— L —

NO.	NAME	POS.	YRS.	COLLEGE
40	Lamb, Ron	RB	'68-71	South Carolina
59	Lamur, Emmanuel	LB	'12	Kansas State
94,58	Langford, Jevon	DE	'96-01	Oklahoma State
62	Lapham, Dave	G-C-OT	'74-83	Syracuse
19	Larson, Kyle	P	'04-08	Nebraska
83	Law, Dennis	WR-PR	'78	East Tennessee State
80	Lawrie, Nate	TE	'07-08	Yale
99	Lawson, Manny	LB	'11-12	North Carolina State
68	Lawson, Steve	G	'71-72	Kansas
55	LeClair, Jim	LB	'72-83	North Dakota
86	Lee, Donald	TE	'11	Mississippi State
58	Leeuwenburg, Jay	G-C	'99	Colorado
8	LeFevour, Dan	QB	'10	Central Michigan
40	Leonard, Brian	RB	'09-12	Rutgers
52	Levels, Dwayne	LB	'03	Oklahoma State
88	Levenseller, Mike	WR	'79-80	Washington State
15	Lewis, Dave	P-QB	'70-73	Stanford
37	Lewis-Harris, Chris	CB	'12	Tenn.-Chattanooga
77	Leyva, Victor	G-T	'01-03	Arizona State
75	Linn, Jack	G-OT	'93	West Virginia
62	Livings, Nate	G	'08-11	Louisiana State
11	Livingston, Dale	P-K	'68-69	Western Michigan
52	Logan, James	LB	'95	Memphis
29,23	Logan, Marc	RB	'87-88	Kentucky
30	Lott, Anthone	CB	'97	Florida
30	Luchey, Nick (formerly Nick Williams)	FB/H-B	'99-02,'05	Miami (Fla.)
50	Luigs, Jonathan	C	'09	Arkansas
29	Lusby, Vaughn	CB-PR	'79	Arkansas
47	Lynch, Corey	S	'08	Appalachian State
35	Lynch, James	FB	'04	Maryland

— M —

NO.	NAME	POS.	YRS.	COLLEGE
34	Mack, Tremain	S-CB-KOR	'97-00	Miami (Fla.)
77	Maddox, Bob	DE	'74	Frostburg State
47	Maidlow, Steve	LB	'83-84	Michigan State
96	Mallard, Josh	DE	'08	Georgia
9	Manca, Massimo	K	'87	Penn State
44	Manning, Aaron	CB	'87	Iowa State
95	Manning, Roy	LB	'07	Michigan
58	Manos, Sam	C	'87	Marshall
44	Manuel, Marquand	S	'02-03	Florida
83	Marshall, Ed	WR	'71	Cameron (Okla.)
52	Marshall, Lemar	LB	'07	Michigan State
88	Martin, Mike	WR-PR-KOR	'83-89	Illinois
98	Martin, Terrance	DT	'04	North Carolina State
24	Mathias, Ric	CB	'98-99	Wisconsin-LaCrosse
66	Mathis, Evan	G	'08-10	Alabama
57,52	Matlock, John	C	'68	Miami (Fla.)
73	Matson, Pat	G	'68-74	Oregon
6	Matthews, Shane	QB	'03	Florida
58	Maualuga, Rey	LB	'09-12	Southern California
36	Maui'a, Reagan	FB	'08	Hawaii
96	Maxey, Curtis	NT	'88	Grambling
50,58	Maxwell, Jim	LB	'07-08	Gardner-Webb
10	Maxwell, Marcus	WR	'07-08	Oregon
71	Mayes, Rufus	OT	'70-78	Ohio State
51	Mays, Corey	LB	'07-08	Notre Dame
26	Mays, Taylor	S	'11-12	Southern California
82	McCall, Ed	WR	'68	Miles College
72	McClendon, Skip	DE	'87-91	Arizona State
65,66	McClure, Wayne	LB	'68,'70	Mississippi
40	McCluskey, David	RB	'87	Georgia
86	McDaniel, John	WR	'74-77	Lincoln
69	McDonald, Clinton	DT	'10	Memphis
56	McDonald, Ricardo	LB	'92-97	Pittsburgh
85	McGee, Tim	WR-KOR	'86-92,'94-95	Tennessee
82	McGee, Tony	TE	'93-01	Michigan
96	McGhee, Kanavis	LB	'94	Colorado
59	McGill, Karmeeleyah	LB	'93	Notre Dame
66	McGlynn, Mike	G	'11	Pittsburgh
87	McInally, Pat	P-WR	'76-85	Harvard
43	McMullen, Kirk	TE	'01	Pittsburgh
10	McNeal, Reggie	WR	'06	Texas A&M
42	McVea, Warren	WR-KOR	'68	Houston
85	Meehan, Greg	WR	'87	Bowling Green
58	Megna, Marc	LB	'00	Richmond
62	Melander, Jon	G	'92	Minnesota
59	Melontree, Andrew	LB	'80	Baylor
68	Middendorf, Dave	G	'68-69	Washington State
45	Miles, Jeromy	S	'10-12	Massachusetts
36	Miles, Ostell	RB	'92-93	Houston
58	Miller, Caleb	LB	'04-07	Arkansas
44	Milne, Brian	FB	'96-99	Penn State
42	Mitchell, Anthony	S	'04-06	Tuskegee
72	Mitchell, Mack	DE	'79	Houston
19	Mitchell, Scott	QB	'00-01	Utah
99	Mitz, Alonzo	DE	'91-92	Florida
52	Moch, Dontay	LB	'11-12	Nevada
93	Monds, Mario	DT	'01-02	Cincinnati
28	Montgomery, Cleotha	RB-KOR-PR	'80	Abilene Christian
65	Montoya, Max	G-OT	'79-89	UCLA
60	Moore, Blake	C	'80-83	Wooster
60	Moore, Eric	OT	'94	Indiana
29	Moore, Kelvin	S	'98-99	Morgan State
60	Moore, Langston	DT	'04	South Carolina
50	Moore, Larry	G-C	'04-05	Brigham Young
65	Moore, Maulty	DT	'75	Bethune-Cookman
93	Morabito, Tim	DT	'96	Boston College

21	Morgan, Melvin	CB	'76-78	Mississippi Valley St.
26	Morrison, Reece	RB	'72-73	Southwest Texas St.
73	Moyer, Ken	G-OT	'89-94	Toledo
56	Muckelroy, Roddrick	LB	'10-12	Texas
16	Muhlmann, Horst	K	'69-74	(none)
78	Munoz, Anthony	OT	'80-92	Southern California
44	Murray, Rico	CB-S	'09-11	Kent State
25	Myers, Chip	WR	'69-76	Northwestern Okla.
31	Myers, Greg	S-PR	'96-99	Colorado State
96	Myers, Michael	DT	'07	Alabama
37	Myles, Reggie	CB-S	'02-05	Alabama

— N —

NO.	NAME	POS.	YRS.	COLLEGE
57	Navies, Hannibal	LB	'05	Colorado
41	Ndukwe, Chinedum	S	'07-10	Notre Dame
41	Neal, Lorenzo	FB	'01-02	Fresno State
52	Neal, Randy	LB	'95-96	Virginia
53	Neidert, John	LB	'68	Louisville
20	Nelson, Reggie	S	'10-12	Florida
43	Nelson, Tom	S	'09-10	Illinois State
23	Newman, Terence	CB	'12	Kansas State
52	Nicholson, A.J.	LB	'06	Florida State
42	Niehoff, Rob	S	'87	Cincinnati
95	Nix, Roosevelt	DE	'92-93	Central State (Ohio)
12	Norseth, Mike	QB	'87-88	Kansas
89	Novak, Jack	TE	'75	Wisconsin
2	Nugent, Mike	K	'10-12	Ohio State

— O —

NO.	NAME	POS.	YRS.	COLLEGE
68	Obrovac, Mike	G-OT	'81-83	Bowling Green
	Ochocinco, Chad (see Chad Johnson)			
98	Odom, Antwan	DE	'08-10	Alabama
12	O'Donnell, Neil	QB	'98	Maryland
72	O'Dwyer, Matt	G	'99-03	Northwestern
92	Ogbogu, Eric	DE	'02	Maryland
96	Oglesby, Alfred	DT	'95	Houston
52	Ogletree, Craig	LB	'90	Auburn
26	Ohalete, Ifeanyi	S	'05	Southern California
29	Oliver, Louis	S	'94	Florida
24	O'Neal, Deltha	CB	'04-07	California
26	Orlando, Bo	S	'96-97	West Virginia
4	O'Sullivan, J.T.	QB	'09	California, Davis
81	Owens, Terrell	WR	'10	Tenn.-Chattanooga

— P —

NO.	NAME	POS.	YRS.	COLLEGE
9	Palmer, Carson	QB	'03-10	Southern California
5	Palmer, Jordan	QB	'08-10	Texas-El Paso
74	Park, Ernie	G	'69	McMurry
86	Parker, Carl	WR	'88-89	Vanderbilt
24	Parker, Sirr	CB	'00	Texas A&M
20	Parrish, Lemar	CB-PR-KOR	'70-77	Lincoln
93	Parten, Ty	DE	'93-95	Arizona
98	Patterson, Elton	DE	'03-04	Central Florida
27	Paul, Tito	CB	'97	Ohio State
64	Payne, Rod	C	'97-98	Michigan
20	Peacock, Elvis	RB	'81	Oklahoma
30	Peerman, Cedric	RB	'10-12	Virginia
94	Peko, Domata	DT	'06-12	Michigan State
9	Pelfrey, Doug	K	'93-99	Kentucky
64	Perreault, Pete	G	'68	Boston University
23,26	Perry, Chris	RB-KOR	'04-08	Michigan
31	Perry, Jason	S	'02	North Carolina State
32	Perry, Scott	CB	'76-79	Williams
88	Perry, Tab	WR-KOR	'05-07	UCLA
77	Peters, Frank	OT	'69	Ohio
50	Peterson, Ben	LB-LS	'99	Pittsburg State
53,87	Peterson, Bill	LB	'68-72	San Jose State
4	Pettrey, Aaron	K	'10	Ohio State
10	Philcox, Todd	QB	'90	Syracuse
30	Phillips, Jess	RB-DB	'68-72	Michigan State
59	Phillips, Ray	LB	'77-78	Nebraska
81,80	Pickens, Carl	WR-PR	'92-99	Tennessee
42	Pickering, Clay	WR	'84-85	Maine
58,97	Pillman, Brian	LB	'84	Miami (Ohio)
81	Pleasant, Marquis	WR	'87	Southern Methodist
61	Poe, Bill	G	'87	Morehead State
99	Pollack, David	LB	'05-07	Georgia
76	Pollard, Trent	G-OT	'94-96	Eastern Washington
35	Poole, Nathan	RB	'79-80	Louisville
13	Pope, Daniel	P	'00	Alabama
24	Pope, Geoffrey	CB	'08-09	Howard
72,91	Powell, Carl	DE	'03-05	Louisville
36	Pressley, Chris	FB	'10-12	Wisconsin
32	Price, Mitchell	CB-PR	'90-93	Tulane
60	Pritchard, Ron	LB	'72-77	Arizona State
68	Pureifory, Dave	DT	'78	Eastern Michigan
14	Purify, Maurice	WR	'09	Nebraska
97	Purvis, Andre	DT-DE	'97-99	North Carolina

— Q —

NO.	NAME	POS.	YRS.	COLLEGE
89	Query, Jeff	WR	'92-95	Millikin
89	Quinn, Richard	TE	'12	North Carolina

— R —

NO.	NAME	POS.	YRS.	COLLEGE
5	Rackers, Neil	K	'00-02	Illinois
81	Randall, Dennis	DE	'68	Oklahoma State
27	Randolph, Al	CB	'72	Iowa
20	Randolph, Thomas	CB	'98	Kansas State
25,26, 34	Ratliff, Keiwan	CB-PR	'04-07,'09-10	Florida
61	Rayam, Tom	G	'92-93	Alabama
3	Rayner, Dave	K	'08	Michigan State
51	Razzano, Rick	LB	'80-84	Virginia Tech
52	Reasons, Gary	LB	'92	Northwestern St. (La.)
11	Reaves, John	QB	'75-78	Florida
79	Rehberg, Scott	G-OT	'00-03	Central Michigan
74	Reid, Mike	DT	'70-74	Penn State
75	Reimers, Bruce	G-OT	'84-91	Iowa State
67	Reinke, Jeff	DE	'87	Mankato State
88	Rembert, Reggie	WR	'91-93	West Virginia
57,53	Rey, Vincent	LB	'10-12	Duke
70	Rice, Andy	DT	'68-69	Texas Southern
46	Rice, Dan	RB	'87	Michigan
10	Richardson, Kyle	P	'03-04	Arkansas State
68	Richey, Tom	G-OT	'87	Kentucky
72	Ridgle, Elston	DE	'92	Nevada-Reno
87	Riggs, Jim	TE	'87-92	Clemson
66	Riley, Bob	OT	'87	Indiana
13	Riley, Ken	CB	'69-83	Florida A&M
52,64, 50	Rimington, Dave	C	'83-87	Nebraska
55	Rivers, Keith	LB	'08-11	Southern California
30	Roberts, Terrell	CB	'03-04	Oregon State
98	Robinson, Bryan	DE-DT	'05-07	Fresno State
23	Robinson, Frank	CB	'92	Boise State
81	Robinson, Patrick	WR-PR-KOR	'93	Tennessee State
18	Robinson, Paul	RB-KOR	'68-72	Arizona
66	Robinson, Trevor	C	'12	Notre Dame
12	Roby, Courtney	WR	'07	Indiana
79	Rogers, Lamar	DE	'91-92	Auburn
74	Roland, Dennis	OT	'08-12	Georgia
20	Roman, Mark	CB-S	'00-03	Louisiana State
81	Roman, Nick	DE	'70-71	Ohio State
83	Romasko, Dave	TE	'87	Carroll College
94	Romer, Rich	LB	'88-89	Union (N.Y.)
57	Ross, Adrian	LB	'98-03	Colorado State
89,84	Ross, Dan	TE	'79-83,'85	Northeastern
77	Rourke, Jim	OL	'88	Boston College
3	Rowe, Jeff	QB	'07	Nevada
92	Rucker, Frostee	DE	'06-11	Southern California
95	Rucker, Keith	DT	'94-95	Ohio Wesleyan
88	Russell, Cliff	WR-KOR	'04	Utah
82	Russell, Wade	TE	'87	Taylor
51	Ruud, Tom	LB	'78-79	Nebraska

— S —

NO.	NAME	POS.	YRS.	COLLEGE
70	Saddler, Rod	DE	'91	Texas A&M
87	Sadowski, Troy	TE	'94-96	Georgia
27	Saffold, Saint	WR	'68	San Jose State
72	St. Clair, Mike	DE	'80-82	Grambling
48	St. Louis, Brad	LS-TE	'00-09	Southwest Missouri St.
31	Sands, Robert	S	'11-12	West Virginia
65	Santucci, Dan	C	'07-09	Notre Dame
12	Sanu, Mohamed	WR	'12	Rutgers
77	Sargent, Kevin	OT-G	'92-98	Eastern Washington
98	Savage, Tony	DE	'92	Washington State
23	Sawyer, Corey	CB-PR	'94-98	Florida State
22	Sawyer, Ken	S	'74	Syracuse
56	Schlegel, Anthony	LB	'07	Ohio State
89	Schobel, Matt	TE	'02-05	Texas Christian
15	Schonert, Turk	QB	'80-85,'87-89	Stanford
10	Schroeder, Jay	QB	'93	UCLA
59	Schuh, Jeff	LB	'81-85	Minnesota
59	Schutt, Scott	LB	'87	North Dakota State
28	Scott, Bernard	RB-KOR	'09-12	Abilene Christian
37	Scott, Bill	CB	'68	Idaho
86	Scott, Darnay	WR	'94-01	San Diego State
93	Scott, Greg	DT	'04	Hampton
74	Scott, Tom	OT	'93	East Carolina
76	Scrafford, Kirk	OT	'90-92	Montana
55	Sellers, Lance	LB	'87	Boise State
35	Shade, Sam	S	'95-98	Alabama
90	Shaw, Eric	LB	'92-94	Louisiana Tech
68	Shaw, Scott	C	'98	Michigan State
39	Shaw, Sedrick	RB	'99	Iowa
30	Shelby, Willie	RB-KOR-PR	'76-77	Alabama
30	Shelling, Chris	S	'95-96	Auburn
23	Sherman, Rod	WR-K	'68	Southern California
64	Shinners, John	G	'73-77	Xavier (Ohio)
11	Shipley, Jordan	WR	'10-11	Texas
99,70	Shirley, Jason	DT-G	'08,'10	Fresno State
59	Shumon, Ron	LB	'78	Wichita State
56	Simmons, Brian	LB	'98-06	North Carolina
96	Simmons, Clyde	DE	'98	Western Carolina
25	Simmons, John	CB-PR-KOR	'81-86	Southern Methodist
22	Simmons, Marcello	CB	'93	Southern Methodist
56	Simpkins, Ron	LB	'80-86	Michigan
89	Simpson, Jerome	WR	'08-11	Coastal Carolina
90	Sims, Pat	DT	'08-12	Auburn
84	Sims, Reggie	TE	'87	Northern Illinois
70	Skow, Jim	DE	'86-89	Nebraska
51	Skuta, Dan	LB	'09-12	Grand Valley State
45	Smiley, Tom	RB	'68	Lamar
11	Smith, Akili	QB	'99-02	Oregon
71	Smith, Andre	OT	'09-12	Alabama
70	Smith, Artie	DE	'94-96	Louisiana Tech
91	Smith, Brad	LB	'93	Texas Christian
25	Smith, Daryl	CB	'87-88	North Alabama
60	Smith, Dave	OT	'88	Southern Illinois
31	Smith, Fletcher	CB-S-P	'68-71	Tennessee State
62	Smith, Gary	G	'84	Virginia Tech
76	Smith, Jeff	DE	'87	Earlham College
90	Smith, Justin	DE	'01-07	Missouri
62	Smith, Ken	G	'87	Miami (Ohio)
83	Smith, Kendal	WR	'89-90	Utah State
68	Smith, Ron	DT	'02	Lane College
66,99, 96	Smith, Shaun	DT	'04-06,'09	South Carolina
24	Smith, Tommie	WR	'69	San Jose State
59	Spearman, Armegis	LB	'00-02	Mississippi
22	Spencer, Jimmy	CB	'96-97	Florida
51	Spikes, Takeo	LB	'98-02	Auburn
48	Spiller, Phil	S	'68	Los Angeles State
52	Sprotte, Jimmy	LB	'98-99	Arizona
83	Staley, Bill	DT	'68-69	Utah
79	Stallings, Ramondo	DE	'94-98	San Diego State
70	Steele, Glen	DT-DE	'98-03	Michigan
84	Stegall, Milt	WR-KOR	'92-94	Miami (Ohio)
65	Steinbach, Eric	G	'03-06	Iowa
69	Stepanovich, Alex	C	'07	Ohio State
75	Stephens, Jamain	OT-TE	'99-02	North Carolina A&T
61	Stephens, Reggie	C	'10	Iowa State
53	Stephens, Santo	LB	'94	Temple
95	Stevens, Larry	LB	'04-05	Michigan
86	Stewart, Tony	TE	'02-06	Penn State
75	Still, Devon	DT	'12	Penn State
3	Stitser, Clint	K	'10	Fresno State
15	Stofa, John	QB	'68-69	Buffalo
96,67	Stubbs, Daniel	DE	'91-93	Miami (Fla.)
23	Suggs, Shafer	S	'80	Ball State
62	Sulfsted, Alex	OT-G	'04	Miami (Ohio)
19	Sunter, Ian	K	'80	(none)
41	Swanson, Terry	P	'69	Massachusetts
66	Szalay, Thatcher	G	'02	Montana

— T —

NO.	NAME	POS.	YRS.	COLLEGE
71	Tamm, Ralph	G	'91	West Chester
19	Tate, Brandon	WR-KOR-PR	'11-12	North Carolina
23	Tate, Rodney	RB	'82-83	Texas
20	Taylor, Craig	RB	'89-91	West Virginia
52	Terry, Tim	LB	'97	Temple
22	Thomas, Eric	CB	'87-92	Tulane
78	Thomas, Lee	DE	'73	Jackson State
24	Thomas, Sean	CB	'85	Texas Christian
17	Thomas, Speedy	WR	'69-72	Utah
49	Thomason, Jeff	TE	'92-93	Oregon
79	Thompson, Brandon	DT	'12	Clemson
48	Thompson, Craig	TE	'92-93	North Carolina A&T
12	Thompson, Jack	QB	'79-82	Washington State
24	Thompson, Lamont	S	'02	Washington State
93	Thompson, Mike	NT	'98	Wisconsin
97	Thornton, John	DT	'03-08	West Virginia
83	Thornton, Reggie	WR	'93	Bowling Green
51	Thurman, Odell	LB	'05	Georgia
77	Tigges, Mark	OT	'87	Western Illinois
58,51	Tovar, Steve	LB	'93-97	Ohio State
51	Townsend, Brian	LB	'92	Michigan
25	Trent, Morgan	CB	'09-11	Michigan
59	Truitt, Greg	LS	'94-99	Penn State
84	Trumpy, Bob	TE-WR	'68-77	Utah
96	Tuatagaloa, Natu	DE	'89-91	California
53	Tumulty, Tom	LB	'96-99	Pittsburgh
43	Turner, Clem	RB	'69	Cincinnati
22	Turner, Deacon	RB-KOR	'78-80	San Diego State
35	Turner, Jimmy	CB	'83-86	UCLA
61	Tuten, Melvin	OT-TE	'95-96	Syracuse
84	Tweet, Rodney	WR	'87	South Dakota
17,83	Twyner, Gunnard	WR	'97	Western Illinois

— U —

NO.	NAME	POS.	YRS.	COLLEGE
81	Utecht, Ben	TE	'08-09	Minnesota

— V —

NO.	NAME	POS.	YRS.	COLLEGE
37	Vakapuna, Fui	FB	'09-10	Brigham Young
81	Verser, David	WR-KOR	'81-84	Kansas
78	Vincent, Ted	DT	'78	Wichita State
34	Vinson, Fernandus	S	'91-94	North Carolina State
11	Vitiello, Sandro	K	'80	Massachusetts
67	von Oelhoffen, Kimo	DL	'94-99	Boise State

— W —

NO.	NAME	POS.	YRS.	COLLEGE
26	Wade, Jonathan	CB	'10	Tennessee
63	Wagner, Ray	OT	'82	Kent State
27	Walker, Bracey	S	'94-96	North Carolina
59	Walker, Kevin	LB	'88-92	Maryland
88,83	Walker, Rick	TE	'77-79	UCLA
91	Wallerstedt, Brett	LB	'94-96	Arizona State
10	Walsh, John	QB	'95	Brigham Young
11	Walter, Dave	QB	'87	Michigan Tech
63	Walter, Joe	OT	'85-97	Texas Tech
83	Walter, Kevin	WR	'03-05	Eastern Michigan
75	Walters, Stan	OT	'72-74	Syracuse
51	Ward, David	LB	'87	Southern Arkansas
88	Ware, Derek	TE	'95	Central State (Okla.)
16	Warren, Dewey	QB	'68	Tennessee
80	Warrick, Peter	WR-PR	'00-04	Florida State

87	Washington, Kelley	WR	'03-06	Tennessee
41	Washington, Sam	CB	'85	Mississippi Valley St.
22	Washington, Ted	RB	'68	San Diego State
33	Watson, Kenny	RB	'03-08	Penn State
40	Watson, Pete	RB	'72	Tufts
23	Weathersby, Dennis	CB	'03-04	Oregon State
70	Weaver, Emanuel	NT	'82-83	South Carolina
73	Webb, Richmond	OT	'01-02	Texas A&M
52	Webster, Nate	LB	'04-05	Miami (Fla.)
79	Wells, Dana	NT	'89	Arizona
15	Wells, Mike	QB	'77	Illinois
82	Westbrook, Michael	WR	'02	Colorado
88	Whalen, Ryan	WR	'11-12	Stanford
37	Wheeler, Leonard	CB	'92-96	Troy State
86	White, Andre	TE	'68	Florida A&M
51	White, Leon	LB	'86-91	Brigham Young
26,47	White, Marvin	S	'07-08,'10	Texas Christian
63	White, Mike	DT	'79-80	Albany State (Ga.)
39	White, Sheldon	CB	'93	Miami (Ohio)
83	White, Sherman	DE	'72-75	California
55	Whiteside, Keyon	LB	'03	Tennessee
75	Whitley, Wilson	DT	'77-82	Houston
70	Whitten, Bobby	OT	'81	Kansas
97	Whittington, Bernard	DT-DE	'01-02	Indiana
77	Whitworth, Andrew	OT-G	'06-12	Louisiana State
41	Wilcots, Solomon	S-CB	'87-90	Colorado
4,12	Wilhelm, Erik	QB	'89-91,'93-97	Oregon State
64	Wilkerson, Ben	C	'05-06	Louisiana State
55	Wilkins, Marcus	LB	'04-06	Texas
99	Wilkinson, Dan	DT-DE	'94-97	Ohio State
94	Williams, Alfred	LB-DE	'91-94	Colorado
63	Williams, Bobbie	G	'04-11	Arkansas
31	Williams, Darryl	S	'92-95,'00-01	Miami (Fla.)
43	Williams, Ed	RB	'74-75	Langston
84	Williams, Gary	WR	'84	Ohio State
33	Williams, Jim	DB	'69	Alcorn State
40	Williams, Madieu	S-CB	'04-07	Maryland
6	Williams, Monk	WR	'68	Arkansas AM&N
	Williams, Nick (changed name; see Nick Luchey)			
57	Williams, Reggie	LB	'76-89	Dartmouth
31	Williams, Roy	S	'09-10	Oklahoma
87	Williams, Stepfret	WR	'98	Northeast Louisiana
94	Williams, Tony	DT	'01-04	Memphis
33	Willis, Fred	RB	'71-72	Boston College
27	Wilson, Gibril	S	'10-11	Tennessee
46	Wilson, Joe	RB	'73	Holy Cross
67	Wilson, Mike	OT-RB	'69-70	Dayton
77	Wilson, Mike	OT	'78-85	Georgia
35	Wilson, Quincy	RB	'06-07	West Virginia
55,57	Wilson, Reinard	LB-DE	'97-02	Florida State
32	Wilson, Stanley	RB	'83-84,'86,'88	Oklahoma
83	Winans, Tydus	WR	'96	Fresno State
60	Withycombe, Mike	OT	'91-92	Fresno State
30,31	Woods, Ickey	FB	'88-91	Nevada-Las Vegas
2	Wright, Anthony	QB	'06	South Carolina
49	Wright, Dana	RB	'87	Findlay
75	Wright, Ernie	OT	'68-71	Ohio State
42	Wright, Lawrence	S	'97,'99	Florida
14	Wyche, Sam	QB	'68-70	Furman

— X —

NO.	NAME	POS.	YRS.	COLLEGE
	(none)			

— Y —

NO.	NAME	POS.	YRS.	COLLEGE
84	Yeast, Craig	WR-PR	'99-00	Kentucky

— Z —

NO.	NAME	POS.	YRS.	COLLEGE
91	Zander, Carl	LB	'85-91	Tennessee
68	Zeitler, Kevin	G	'12	Wisconsin
45	Zellars, Ray	FB	'98	Notre Dame

PLAYER HISTORY — UNIFORM NUMBERS

This all-time uniform numbers list is organized in chronological order for each number.

Generally, this list credits a player for having ownership of a uniform number for an entire season, even if he was with the team for only part of that season. However, game-by-game breakdowns within seasons are provided if (1) a player changed his uniform number during a season, or (2) more than one player wore the same number in the same season.

Numbers in parentheses behind players' names denote other uniform numbers worn by those players during their careers with the Bengals.

No. 1

NAME	YEARS
(never assigned)	

No. 2

NAME	YEARS
Anthony Wright	2006
Mike Nugent	2010-12

No. 3

NAME	YEARS
Jim Breech (10)	1985-92
Jon Kitna	2001-05
Jeff Rowe	2007
Dave Rayner	2008
Clint Stitser	2010
Josh Brown	2012

No. 4

NAME	YEARS
Erik Wilhelm (12)	1991, '93-97
Scott Covington	1999-2001
Casey Bramlet	2004
J.T. O'Sullivan	2009
Aaron Pettrey	2010

No. 5

NAME	YEARS
Jeff Hayes	1986
Neil Rackers	2000-02
Jordan Palmer	2008-10

No. 6

NAME	YEARS
Monk Williams	1968
Brad Costello	1998-99
Shane Matthews	2003
Craig Krenzel	2005

No. 7

NAME	YEARS
Boomer Esiason	1984-92
David Klingler (15)	1993-95
Boomer Esiason	1997
Bruce Gradkowski	2011-12

No. 8

NAME	YEARS
Jeff Blake	1994-99
Nick Harris	2001-03
Dan LeFevour	2010

No. 9

NAME	YEARS
Massimo Manca	1987
Doug Pelfrey	1993-99
Carson Palmer	2003-10

No. 10

NAME	YEARS
Eric Crabtree	1969-71
Chris Bahr	1976-79
Jim Breech (3)	1980-84
Greg Horne	1987
Todd Philcox	1990
Jay Schroeder	1993
John Walsh	1995
Paul Justin	1998
Will Brice	1999
Travis Dorsch	2002
Kyle Richardson	2003-04
Reggie McNeal	2006
Marcus Maxwell	2007-08
Kevin Huber	2009-12

No. 11

NAME	YEARS
Dale Livingston	1968-69
Virgil Carter	1970-73
Wayne Clark	1974
John Reaves	1975-78
Sandro Vitiello	1980
Mike Ford	1982
Jeff Christensen	1983
Bryan Clark	1984
Doug Gaynor	1986
Dave Walter	1987
Lee Johnson	1988-98
Akili Smith	1999-2002
Doug Johnson	2006
Ryan Fitzpatrick	2007-08
Laveranues Coles	2009
Jordan Shipley	2010-11

No. 12

NAME	YEARS
Greg Cook	1969-74
Jack Thompson	1979-82
Mike Norseth	1987-88
Erik Wilhelm (4)	1989-90
Donald Hollas	1991-94
Kerry Joseph	1996
Neil O'Donnell	1998
Gus Frerotte	2002
Courtney Roby	2007
Quan Cosby	2009-10
Mohamed Sanu	2012

No. 13

NAME	YEARS
Ken Riley	1969-83
Daniel Pope	2000

No. 14

NAME	YEARS
Sam Wyche	1968-70
Ken Anderson	1971-86
Maurice Purify	2009
Andy Dalton	2011-12

No. 15

NAME	YEARS
John Stofa	1968-69
Dave Lewis	1970-73
Mike Wells	1977
Turk Schonert	1980-85, '87-89
David Klingler (7)	1992
Eric Kresser	1997-99
Chris Henry	2005-09

No. 16

NAME	YEARS
Dewey Warren	1968
Horst Muhlmann	1969-74
Rob Hertel	1978
Ben Bennett	1987
Glenn Holt	2006-08
Andrew Hawkins	2011-12

No. 17

NAME	YEARS
Speedy Thomas	1969-72
Mike Ernst	1973-74
Scott Fulhage	1987-88
Gunnard Twyner (83)	1997 (Game 1)
Shayne Graham	2003-09

No. 18

NAME	YEARS
Paul Robinson	1968-71, '72 (Games 1-6)
Charlie Joiner	1972 (Games 7-14), '73-75
Adrian Breen	1987
Jim Gallery	1989
Thomas Bailey	1995
Skyler Green	2007
A.J. Green	2011-12

No. 19

NAME	YEARS
Essex Johnson	1968-75
Ian Sunter	1980
Jeff Hill (84)	1994, '95 (Game 1)
Scott Mitchell	2000-01
Kyle Larson	2004-08
Brandon Tate	2011-12

No. 20

NAME	YEARS
Bobby Hunt	1968-69
Lemar Parrish	1970-77
Elvis Peacock	1981
Ray Horton	1983-88
Craig Taylor	1989-91
Garrison Hearst	1996
Thomas Randolph	1998
Ty Howard	1999
Mark Roman	2000-03
Tory James (26)	2004-06
David Jones	2007-09
Reggie Nelson	2010-12

No. 21

NAME	YEARS
Paul Dunn	1970
Melvin Morgan	1976-78
Jim Browner	1979-80
Oliver Davis	1981-82
James Brooks	1984-91
Ryan Benjamin	1993
Eric Bieniemy	1995-98
Rico Clark	1999 (Games 1-14)
Tom Carter	1999 (Games 15-16), 2000-01
Jeff Burris	2002-03
Rashad Bauman	2004-06
Simeon Castille	2008
Brandon Ghee	2010-12

No. 22

NAME	YEARS
Ted Washington	1968
Ken Sawyer	1974
Deacon Turner	1978-80
James Griffin	1983-85
Eric Thomas	1987-92
Marcello Simmons	1993
Jimmy Spencer	1996-97
Rodney Heath	1999-2001
Kim Herring	2004-05
Johnathan Joseph	2006-10
Nate Clements	2011-12

No. 23

NAME	YEARS
Rod Sherman	1968
Al Coleman	1969-71
Bernard Jackson	1972-76
Shafer Suggs	1980
Rodney Tate	1982-83
Marc Logan (29)	1988
Frank Robinson	1992
Corey Sawyer	1994-98
Robert Bean (49)	2001
Dennis Weathersby	2003-04
Chris Perry (26)	2005-08
Jeremi Johnson (31)	2009
Fred Bennett	2010
Kelly Jennings	2011
Terence Newman	2012

No. 24

NAME	YEARS
Tommie Smith	1969
Ernie Kellermann	1972
Marvin Cobb	1975-79
Clarence Chapman	1980-81
Sean Thomas	1985
Lewis Billups	1986-91
Alan Grant	1993
Roger Jones	1994-96
Ric Mathias	1998-99
Sirr Parker	2000
Lamont Thompson	2002
Deltha O'Neal	2004-07
Geoffrey Pope	2008-09
Adam Jones	2010-12

No. 25

NAME	YEARS
Chip Myers	1969-76
Tony Davis (35)	1977-78
John Simmons	1981-86
Daryl Smith	1987-88
Rod (Roderick) Jones	1990-96
Charles Fisher	1999-2000
Ligarius Jennings	2001-02
Keiwan Ratliff (26, 34)	2004-07
Jamar Fletcher	2008
Morgan Trent	2009-11
Jason Allen	2012

(Uniform numbers, continued)

No. 26

NAME	YEARS
Jack Gehrke	1969
Jim Harris	1971
Reece Morrison	1972-73
Charlie Davis	1974-75
Bobby Kemp	1981-86
Leonard Bell	1987
Bo Orlando	1996-97
Cory Hall	1999-2002
Tory James (20)	2003
Chris Perry (23)	2004
Ifeanyi Ohalete	2005
Marvin White (47)	2007-08
Keiwan Ratliff (25, 34)	2009
Jonathan Wade	2010
Taylor Mays	2011-12

No. 27

NAME	YEARS
Saint Saffold	1968
Ken Dyer	1969-71
Al Randolph	1972
Ricky Davis	1975
Bryan Hicks	1980-84
Barney Bussey	1986-92
Lance Gunn	1993
Bracey Walker	1994-96
Tito Paul	1997
Artrell Hawkins	1998-2003
Greg Brooks	2004-06
DeDe Dorsey	2007-08
Larry Johnson	2009
Gibril Wilson	2010-11
Dre Kirkpatrick	2012

No. 28

NAME	YEARS
John Guillory	1969-70
Scott Burk	1979
Cleotha Montgomery	1980
Larry Kinnebrew	1983-87
Harold Green	1990-95
Corey Dillon	1997-2003
Dexter Jackson	2006-08
Bernard Scott	2009-12

No. 29

NAME	YEARS
Jim Johnson	1969
Sandy Durko	1970-72
Lyle Blackwood	1973-75
Vaughn Lusby	1979
Marc Logan (23)	1987
Rickey Dixon	1988-92
Louis Oliver	1994
Jeff Cothran (46)	1996
Kelvin Moore	1998-99
Curtis Keaton	2000-01
Leon Hall	2007-12

No. 30

NAME	YEARS
Jess Phillips	1968-72
Willie Shelby	1976-77
Dick Jauron	1978-81
Bill Johnson	1985-87
Ickey Woods (31)	1988 (Games 9-16 and playoffs), '89-91
R.J. Kors	1993
Chris Shelling	1995-96
Anthone Lott	1997 (Games 1-7)
Cory Gilliard	1997 (Games 15-16)
Nick Luchey (formerly Nick Williams)	1999-2002
Terrell Roberts	2003-04
Nick Luchey (formerly Nick Williams)	2005
Cedric Peerman	2010-12

No. 31

NAME	YEARS
Fletcher Smith	1968-71
Jerry Anderson	1977
Ralph Battle	1984
Lee Davis	1985
Gary Hunt	1987
Ickey Woods (30)	1988 (Games 1-8)
Richard Fain	1991
Darryl Williams	1992-95
Greg Myers	1996-99
Darryl Williams	2000-01
Jason Perry	2002
Jeremi Johnson (23)	2003-08
Roy Williams	2009-10
Robert Sands	2011-12

No. 32

NAME	YEARS
Bob Jones	1973-74
Scott Perry	1976-79
Stanley Wilson	1983-84, '86
Nate Borders	1987
Stanley Wilson	1988
Mitchell Price	1990-92, '93 (Games 1-4)
Ron Carpenter	1993 (Games 9-16)
Ki-Jana Carter	1995-99
Rudi Johnson	2001-07
Cedric Benson	2008-11
John Conner	2012

No. 33

NAME	YEARS
Jim Williams	1969
Kenny Graham	1970
Fred Willis	1971-72
Stan Fritts	1975-76
John Farley	1984
David Fulcher	1986-92
Steve Broussard	1994
Ashley Ambrose	1996-98
JoJuan Armour	1999-2002
Kenny Watson	2003-08
Chris Crocker (42)	2012

No. 34

NAME	YEARS
Ken Herock	1968
Neal Craig	1971-73
Louis Breeden	1978-87
Ellis Dillahunt	1988
Richard Carey	1989
Fernandus Vinson	1991-94
Tremain Mack	1997-2000
Kevin Kaesviharn	2001-06
Clifton Dawson	2007
Kyries Hebert	2008-09
Keiwan Ratliff (25, 26)	2010
Daniel Herron	2012

No. 35

NAME	YEARS
Mike Haffner	1971
Boobie Clark (42)	1973
Tony Davis (25)	1976
Nathan Poole	1979-80
Jimmy Turner	1983-86
Chris Barber	1987-89
Antoine Bennett	1991-92
Sam Shade	1995-98
Michael Basnight (38)	2000
James Lynch	2004
Quincy Wilson	2006-07

No. 36

NAME	YEARS
Lenvil Elliott	1973-78
Jo-Jo Heath	1980
Jim Hargrove	1981
Stanford Jennings	1984-90
Ostell Miles	1992-93
James Joseph	1995
Brandon Bennett	1998-2003
John Busing (40)	2006-07
Reagan Maui'a	2008
Chris Pressley	2010-12

No. 37

NAME	YEARS
Bill Scott	1968
Tommy Casanova	1972-77
Robert Jackson	1981-87, '89
Leonard Wheeler	1992-96
Roosevelt Blackmon	1998-99
Reggie Myles	2002-05
Fui Vakapuna	2009-10
Chris Lewis-Harris	2012

No. 38

NAME	YEARS
Estes Banks	1968
Steve Conley	1972
Champ Henson	1975
Mike Dingle	1991-92
Jason Burns	1995
Michael Basnight (35)	1999

No. 39

NAME	YEARS
Pat Franklin	1987
Sheldon White	1993
Sedrick Shaw	1999
James Johnson	2008

No. 40

NAME	YEARS
Ron Lamb	1968-71
Pete Watson	1972
Charles Alexander	1979-85
David McCluskey	1987
John Holifield	1988-89
Myron Bell	1998-99
Madieu Williams	2004-07
John Busing (36)	2008
Brian Leonard	2009-12

No. 41

NAME	YEARS
White Graves	1968
Terry Swanson	1969
Dave Green	1974-75
Sam Washington	1985
Solomon Wilcots	1987-90
Joe King	1991
Forey Duckett	1994 (Games 1-2)
Adrian Hardy (45)	1994 (Game 3)
Scottie Graham	1997
Lorenzo Neal	2001-02
Chris Edmonds (53, 87)	2003
Patrick Body	2005
Chinedum Ndukwe	2007-10

No. 42

NAME	YEARS
Warren McVea	1968
Boobie Clark (35)	1974-78
Mike Fuller	1981-82
Clay Pickering	1984-85
Rob Niehoff	1987
Eric Ball	1989-94
Lawrence Wright	1997, '99
Chris Carter	2000-01
LaVar Glover	2002
Anthony Mitchell	2004-06
Chris Crocker (33)	2008-11
BenJarvus Green-Ellis	2012

No. 43

NAME	YEARS
Curt Frazier	1968
Clem Turner	1969
Ed Williams	1974-75
Mark Johnson	1987
Mike Brim	1993-95
Kirk McMullen	2001
Ethan Kilmer	2006-08
Tom Nelson	2009-10
George Iloka	2012

No. 44

NAME	YEARS
Rex Keeling	1968
Doug Dressler	1970-74
Ray Griffin	1978-84
Aaron Manning	1987
Derrick Fenner	1992-94
Brian Milne	1996-99
Marquand Manuel	2002-03
Herana-Daze Jones	2006-07, '08 (Games 1-9)
Mike Doss	2008 (Games 14-16)
Rico Murray	2009-11

No. 45

NAME	YEARS
Tom Smiley	1968
Archie Griffin	1976-83
Carl Carter	1990
Wayne Haddix	1991
Adrian Hardy (41)	1994 (Games 4-16), '95
Ty Douthard	1997
Michael Blair	1998 (Games 5-9)
Ray Zellars	1998 (Games 14-16)
Rogers Beckett	2003-04
Jeromy Miles	2010-12

No. 46

NAME	YEARS
Joe Wilson	1973
Pete Johnson	1977-83
Dan Rice	1987
Jeff Cothran (29)	1994-95
Clif Groce	1999-2000
Blue Adams	2007
Daniel Coats (86)	2008 (Games 9-16)
Clark Harris	2009-12

No. 47

NAME	YEARS
Charlie King	1968-69
Greg Bright	1980-81
Steve Maidlow	1983-84
David Frisch (83)	1993
Corey Lynch	2008
Marvin White (26)	2010

No. 48

NAME	YEARS
Phil Spiller	1968
Andy Gibler	1983
John Garrett	1989
Craig Thompson	1992-93
Brad St. Louis	2000-09

No. 49

NAME	YEARS
Guy Frazier (58)	1981-83, '84 (Games 1-3, 5)
Dana Wright	1987
Jeff Thomason	1992-93
Robert Bean (23)	2000
Darius Hill	2009

No. 50

NAME	YEARS
Bernard Erickson	1968
Tom DeLeone	1972-73
Vic Koegel	1974
Glenn Cameron	1975-85
Dave Rimington (52, 64)	1986-87
James Francis	1990-98
Ben Peterson	1999
Riall Johnson	2001-03
Larry Moore	2004-05
Ahmad Brooks (55)	2006
Jim Maxwell (58)	2007*
Eric Henderson	2007-08*
Jonathan Luigs	2009

**NOTE: Maxwell and Henderson both were assigned uniform No. 50 for Games 12-16 of 2007. At the time, however, only Maxwell was on the active roster. Henderson was on the Reserve/Injured list.*

No. 51

NAME	YEARS
Ken Avery	1969-74
Chris Devlin	1975-77, '78 (Game 1)
Tom Ruud	1978 (Games 9-16), '79
Rick Razzano	1980-84
Tom Dinkel (52)	1985
Leon White	1986, '87 (Games 1-2)
David Ward	1987 (Games 3-5)
Leon White	1987 (Games 6-15), '88-91
Brian Townsend	1992
Steve Tovar (58)	1993-94
Gerald Dixon	1996-97
Takeo Spikes	1998-2002
Kevin Hardy	2003-04
Odell Thurman	2005
Corey Mays	2007-08
Dan Skuta	2009-12

No. 52

NAME	YEARS
John Matlock (57)	1968 (Games 1-2)
Paul Elzey	1968 (Games 10-14)
Tim Buchanan	1969
Doug Adams	1971-74
Brad Cousino	1975
Tom Dinkel (51)	1978-83
Dave Rimington (50, 64)	1984-85
Tom Flaherty	1987
Craig Ogletree	1990
Gary Reasons	1992
James Logan	1995 (Games 7-8)
Randy Neal	1995-96 (Games 12-16)
Tim Terry	1997
Jimmy Sprotte	1998-99
Dwayne Levels	2003
Nate Webster	2004-05
A.J. Nicholson	2006
Lemar Marshall	2007
Abdul Hodge	2008-09
Dontay Moch	2011-12

No. 53

NAME	YEARS
John Neidert	1968
Bill Peterson (87)	1969-72
Bo Harris	1975-82
Leo Barker	1984-91
Santo Stephens	1994
Tom Tumulty	1996-99
Chris Edmonds (41, 87)	2001
Khalid Abdullah	2003-04
Eric Ghiaciuc	2005-08
Rashad Jeanty (93)	2009
Vincent Rey (57)	2010
Thomas Howard	2011-12

No. 54*

NAME	YEARS
Bob Johnson	1968-79

**NOTE: Bob Johnson's No. 54 is the Bengals' only retired uniform number.*

(Uniform numbers, continued)

No. 55

NAME	YEARS
Frank Buncom	1968
Jim LeClair	1972-83
Ed Brady	1986, '87 (Games 1-2)
Lance Sellers	1987 (Games 3-5)
Ed Brady	1987 (Games 6-15), '88-91
Randy Kirk	1992-93
John Johnson	1994
Andre Collins	1995-97
Reinard Wilson (57)	1998-2002
Keyon Whiteside	2003 (Games 1-6)
Frank Chamberlin	2003 (Games 12-16), '04*
Marcus Wilkins	2004-06*
Ahmad Brooks (50)	2007
Keith Rivers	2008-11
Vontaze Burfict	2012

**NOTE: Chamberlin and Wilkins both were assigned uniform No. 55 for the entire 2004 season. At the time, however, only Wilkins was on the active roster. Chamberlin was on the Reserve/Injured list.*

No. 56

NAME	YEARS
Mike Hibler	1968
Tim Kearney	1972-74
Tom DePaso	1978
Ron Simpkins	1980-86
Toney Catchings	1987
Ricardo McDonald	1992-97
Brian Simmons	1998-2006
Anthony Schlegel	2007
Darryl Blackstock	2008
Roddrick Muckelroy	2010-12

No. 57

NAME	YEARS
John Matlock (52)	1968 (Games 3-14)
Ed Harmon	1969
Evan Jolitz	1974
Reggie Williams	1976-89
Bernard Clark	1990-91
Ray Bentley	1992
Kevin Jefferson	1994-95
Reinard Wilson (55)	1997
Adrian Ross	1998-2003
Hannibal Navies	2005
Andre Frazier	2006, '07 (Games 1-2)
Dhani Jones	2007 (Games 3-16), '08-10
Vincent Rey (53)	2011-12

No. 58

NAME	YEARS
Al Beauchamp	1968-75
Blair Bush	1978-82
Brian Pillman (97)	1984 (Games 1-3)
Guy Frazier (49)	1984 (Game 4)
Brian Pillman (97)	1984 (Game 5)
Guy Frazier (49)	1984 (Games 6-16)
Joe Kelly	1986, '87 (Games 1-2)
Sam Manos	1987 (Games 3-5)
Joe Kelly	1987 (Games 6-15), '88-89
Alex Gordon	1991-93
David Braxton	1994
Steve Tovar (51)	1995-97
Jay Leeuwenburg	1999
Marc Megna	2000
Jevon Langford (94)	2001
Caleb Miller	2004-07
Victor Hobson	2008 (Games 13-14)
Jim Maxwell (50)	2008 (Games 15-16)
Rey Maualuga	2009-12

No. 59

NAME	YEARS
Larry Ely	1970-71
Ray Phillips	1977, '78 (Games 1-3)
Ron Shumon	1978 (Games 4-16)
Howie Kurnick	1979-80*
Andrew Melontree	1980*
Jeff Schuh	1981-85
Scott Schutt	1987
Kevin Walker	1988-92
Karmeeleyah McGill	1993
Greg Truitt	1994-99
Armegis Spearman	2000-02
Landon Johnson	2004-07
Brandon Johnson	2008-11
Emmanuel Lamur	2012

**NOTE: Kurnick and Melontree both were assigned uniform No. 59 for the entire 1980 season. At the time, however, only Melontree was on the active roster. Kurnick was on the Reserve/Non-Football Injury list.*

No. 60

NAME	YEARS
Ron Pritchard	1972-77
Blake Moore	1980-83
Dave Smith	1988
Mike Brennan	1990, '91 (Games 1-3)
Mike Withycombe	1991 (Games 14-16), '92
Chuck Bradley	1993
Eric Moore	1994
Rod (Rodrek) Jones	1996-2000
Reggie Coleman	2002
Langston Moore	2004
Andrew Crummey	2008
Otis Hudson	2011

No. 61

NAME	YEARS
Jerry Boyarsky	1982-85
Bill Poe	1987 (Games 3-5)
Doug Aronson	1987 (Games 10-12)
Tom Rayam	1992-93
Melvin Tuten	1995-96
Tony Coats	1999
Reggie Stephens	2010

No. 62

NAME	YEARS
Dave Lapham	1974-83
Gary Smith	1984
Ken Smith	1987
Jon Melander	1992
Todd Kalis	1995
Brock Gutierrez	1996-2002
Alex Sulfsted	2004
Nate Livings	2008-11
Jeff Faine	2012

No. 63

NAME	YEARS
Guy Dennis	1969-72
Greg Fairchild	1976-77
Mike White	1979-80
Ray Wagner	1982
Joe Walter	1985-97
Mike Goff	1998-2003
Bobbie Williams	2004-11

No. 64

NAME	YEARS
Pete Perreault	1968
Justin Canale	1969
John Shinners	1973-77
Bill Glass	1980
Dave Rimington (50, 52)	1983
Bruce Kozerski	1984-95
Rod Payne	1997-98
Ben Wilkerson	2005-06
Kyle Cook	2008-12

No. 65

NAME	YEARS
Bill Kindricks	1968
Wayne McClure (66)	1970
Maulty Moore	1975
Max Montoya	1979-89
Mike Arthur	1991-92
Darrick Brilz	1994-98
John Jackson	2000-01
Eric Steinbach	2003-06
Dan Santucci	2007-09
Clint Boling	2011-12

No. 66

NAME	YEARS
Wayne McClure (65)	1968
Bill Bergey	1969-73
Mark Donahue	1978-79
Jim Hannula	1983
Bob Riley	1987
Dan Jones	1993-95
Ken Blackman	1996-99
Thatcher Szalay	2002
Shaun Smith (99, 96)	2005-06
Evan Mathis	2008-10
Mike McGlynn	2011
Trevor Robinson	2012

No. 67

NAME	YEARS
Mike Wilson	1969-70
Gary Burley	1975-83
David Douglas	1986, '87 (Games 1-2)
Jeff Reinke	1987 (Game 3)
David Douglas	1987 (Games 6-15), '88
Daniel Stubbs (96)	1991, '92 (Games 1-4)
Kimo von Oelhoffen	1994-99
Jerry Fontenot	2004

No. 68

NAME	YEARS
Dave Middendorf	1968-69
Steve Lawson	1971-72
Bill Kollar	1974-76
Dave Pureifory	1978
Mike Obrovac	1981-83
Tom Richey	1987
Paul Jetton	1989-91
Donnell Johnson (99)	1993 (Games 4-16)
Dave Cadigan	1994
Scott Shaw	1998
Ron Smith	2002
Jonathan Fanene	2005-11
Kevin Zeitler	2012

No. 69

NAME	YEARS
Sherrill Headrick	1968
Tim Krumrie	1983-94
Alex Stepanovich	2007
Clinton McDonald	2010

No. 70

NAME	YEARS
Andy Rice	1968-69
Ron Carpenter	1970-76
Barney Cotton	1979
Bobby Whitten	1981
Emanuel Weaver	1982-83
Jim Skow	1986, '87 (Games 1-2)
James Eaddy	1987 (Games 4-5)
Jim Skow	1987 (Games 6-15), '88-89
Rod Saddler	1991
Artie Smith	1994-96
Glen Steele	1998-2003
Jason Shirley (99)	2010

No. 71

NAME	YEARS
Rufus Mayes	1970-78
Rod Horn	1980-81
Pete Koch	1984
Mike Hammerstein	1986, '87 (Games 1-2)
John Fletcher	1987 (Games 3-5)
Mike Hammerstein	1987 (Games 6-15), '88-90
Ralph Tamm	1991
Garry Howe	1993
Willie Anderson	1996-2007
Andre Smith	2009-12

No. 72

NAME	YEARS
Howard Fest	1968-75
Ron Hunt	1976-78
Mack Mitchell	1979
Mike St. Clair	1980-82
Skip McClendon	1987 (Games 1-2)
Keith Cupp	1987 (Games 3-5)
Skip McClendon	1987 (Games 6-15), '88-91
Elston Ridgle	1992
Scott Brumfield	1993-97
Matt O'Dwyer	1999-2003
Carl Powell (91)	2004-05
Kirk Chambers	2010

No. 73

NAME	YEARS
Pat Matson	1968-74
Eddie Edwards	1977-88
Ken Moyer	1989-94
Brian DeMarco	1999
Richmond Webb	2001-02
Anthony Collins	2008-12

No. 74

NAME	YEARS
Willie Lee Jones (78)	1968
Ernie Park	1969
Mike Reid	1970-74
Glenn Bujnoch	1976-82
Brian Blados	1984-91
Tom Scott	1993
Mark Dennis	1994 (Games 4-10)
Rich Braham	1994 (Games 11-16), '95-2006
Dennis Roland	2008-12

No. 75

NAME	YEARS
Ernie Wright	1968-71
Stan Walters	1972-74
Al Krevis	1975
Wilson Whitley	1977-82
Bruce Reimers	1984-91
Jack Linn	1993
Anthony Brown	1995-98
Jamain Stephens	1999-2002
Scott Kooistra	2003-09
Devon Still	2012

No. 76

NAME	YEARS
Jim Griffin	1968
Frank Cornish	1970
Vernon Holland	1971-79
Glen Collins	1982-85
Jeff Smith	1987
Kirk Scrafford	1990-92
Trent Pollard	1994-96
Mike Doughty	1999-2000
Levi Jones	2002-08

No. 77

NAME	YEARS
Bob Kelly	1968
Frank Peters	1969
Bob Maddox	1974
Mike Wilson	1978-85
Mark Tigges	1987
Jim Rourke	1988
Scott Jones	1989, '91
Kevin Sargent	1992-98
Victor Leyva	2001-03
Andrew Whitworth	2006-12

No. 78

NAME	YEARS
Dan Archer	1968
Willie Lee Jones (74)	1970-71
Lee Thomas	1973
Bob Brown	1975-76
Walter Johnson	1977
Ted Vincent	1978
Anthony Munoz	1980-92

No. 79

NAME	YEARS
Steve Chomyszak	1968-73
Coy Bacon	1976-77
Ross Browner	1978-86
Bill Berthusen	1987
Dana Wells	1989
Lamar Rogers	1991-92
Ramondo Stallings	1994-98
Scott Rehberg	2000-03
Stacy Andrews	2004-08
Brandon Thompson	2012

No. 80

NAME	YEARS
Ken Johnson	1971-77
Cris Collinsworth	1981-86, '87 (Games 1-2)
Tom Brown	1987 (Games 4-5)
Cris Collinsworth	1987 (Games 6-15), '88
Lynn James	1990-91
Carl Pickens (81)	1992-94
David Dunn	1995-97, '98 (Game 1)
Willie Jackson	1998 (Games 2-16), '99
Peter Warrick	2000-04
Nate Lawrie	2007-08
Chase Coffman	2009-10
Orson Charles	2012

No. 81

NAME	YEARS
Dennis Randall	1968
Nick Roman	1970-71
Al Chandler	1973-74
Jim Corbett	1977-80
David Verser	1981-84
Eddie Brown	1985-86, '87 (Games 1-2)
Marquis Pleasant	1987 (Games 3-5)
Eddie Brown	1987 (Games 6-15), '88-91
Patrick Robinson	1993
Carl Pickens (80)	1995-99
Ron Dugans	2000-02
Ben Utecht	2008-09
Terrell Owens	2010
Colin Cochart	2011

No. 82

NAME	YEARS
Ed McCall	1968
Royce Berry	1969-75
Billy Brooks	1976-79
Alton Alexis	1980
Rodney Holman	1982-86, '87 (Games 1-2)
Wade Russell	1987 (Games 3-5)
Rodney Holman	1987 (Games 6-15), '88-92
Tony McGee	1993-2001
Michael Westbrook	2002
Reggie Kelly	2003-10
Marvin Jones	2012

(Uniform numbers, continued)

No. 83

NAME	YEARS
Bill Staley	1968-69
Ed Marshall	1971
Sherman White	1972-75
Steve Holden	1977
Dennis Law	1978
Rick Walker (88)	1979
M.L. Harris	1980-85
Dave Romasko	1987
Kendal Smith	1989-90
Brian Brennan	1992
Reggie Thornton	1993
David Frisch (47)	1994
Tydus Winans	1996 (Games 1-6)
Kevin Jordan	1996 (Games 7-11)
Gunnard Twyner (17)	1997 (Games 2-3)
Danny Farmer	2000-02
Kevin Walter	2003-05
Antonio Chatman	2006-09

No. 84

NAME	YEARS
Bob Trumpy	1968-77
Don Bass	1978-81
Gary Williams	1984
Dan Ross (89)	1985
Eric Kattus	1986, '87 (Games 1-2)
Reggie Sims	1987 (Game 3)
Rodney Tweet	1987 (Games 4-5)
Eric Kattus	1987 (Games 6-15), '88-91
Milt Stegall	1992-94
Jeff Hill (19)	1995 (Games 2-16), '96
Mike Jenkins	1997
Damon Gibson	1998
Craig Yeast	1999-2000
T.J. Houshmandzadeh	2001-08
Jermaine Gresham	2010-12

No. 85

NAME	YEARS
Dan Brabham	1968 (Games 1-9)
Martin Baccaglio	1968 (Games 12-14), '69-70
Isaac Curtis	1973-84
Tim McGee	1986, '87 (Games 1-2)
Greg Meehan	1987 (Games 3-5)
Tim McGee	1987 (Games 6-15), '88-92
Allen DeGraffenreid	1993
Tim McGee	1994-95
James Hundon	1996-99
LaVell Boyd	2000
Chad Johnson	2001-10
Armon Binns	2012

No. 86

NAME	YEARS
Andre White	1968
John McDaniel	1974-77
Steve Kreider	1979-86
Ken Brown	1987
Carl Parker	1988-89
Mike Barber	1990-92
Wesley Carroll	1993
Darnay Scott	1994-2001
Tony Stewart	2002-06
Daniel Coats (46)	2007, '08 (Games 1-8),'09-10
Donald Lee	2011

No. 87

NAME	YEARS
Bill Peterson (53)	1968
Mike Kelly	1970-72
Pat McInally	1976-85
Jim Riggs	1987 (Games 1-2)
Curtis Jeffries	1987 (Games 3-5)
Jim Riggs	1987 (Games 6-15), '88-92
Troy Sadowski	1994-96
Stepfret Williams	1998
Damon Griffin	1999-2000
Chris Edmonds (41, 53)	2002
Kelley Washington	2003-06
Andre Caldwell	2008-11

No. 88

NAME	YEARS
Bruce Coslet	1969-76
Rick Walker (83)	1977-78
Mike Levenseller	1979-80
Mike Martin	1983-89
Reggie Rembert	1991-93
Derek Ware	1995
Steve Bush	1997-2000
Sean Brewer	2001-02
Lawrence Hamilton	2003
Cliff Russell	2004
Tab Perry	2005-07
J.P. Foschi	2009-10
Ryan Whalen	2011-12

No. 89

NAME	YEARS
Harry Gunner	1968-69
Martin Amsler	1970
Drew Buie	1972
Tim George	1973
Jack Novak	1975
Mike Cobb	1977
Dan Ross (84)	1979-83
Don Kern	1984-85
Ira Hillary	1987-89
Shane Garrett	1991-92*
Jeff Query	1992* (Games 5-16), '95
Marco Battaglia	1996-2001
Matt Schobel	2002-05
Jerome Simpson	2008-11
Richard Quinn	2012

**NOTE: Garrett and Query both were assigned uniform No. 89 for Games 5-16 of 1992. At the time, however, only Query was on the active roster. Garrett was on the Reserve/Injured list.*

No. 90

NAME	YEARS
Emanuel King	1985-88
Eric Shaw	1992-94
Gerald Collins	1995
Tim Johnson	1996
Michael Bankston	1998-2000
Justin Smith	2001-07
Pat Sims	2008-12

No. 91

NAME	YEARS
Carl Zander	1985-91
Brad Smith	1993
Brett Wallerstedt	1994-96
Billy Granville	1997-2000
Randy Chevrier	2001
Carl Powell (72)	2003
Robert Geathers	2004-12

No. 92

NAME	YEARS
Tim Inglis	1987-88
John Copeland	1993-2000
Eric Ogbogu	2002
Duane Clemons	2003-05
Frostee Rucker	2006-11
Jamaal Anderson	2012

No. 93

NAME	YEARS
Kiki DeAyala	1986-87
Ty Parten	1993-95
Tim Morabito	1996
Mike Thompson	1998
Tom Barndt	2000
Mario Monds	2001-02
Greg Scott	2004
Rashad Jeanty (53)	2006-08
Michael Johnson	2009-12

No. 94

NAME	YEARS
Rich Romer	1988-89
Alfred Williams	1991-94
Jevon Langford (58)	1996-2000
Tony Williams	2001-04
Domata Peko	2006-12

No. 95

NAME	YEARS
Roosevelt Nix	1992-93
Keith Rucker	1994-95
Steve Foley	1998-2002
LaDairis Jackson	2003-04*
Larry Stevens	2004* (Games 8-16), '05
Sam Adams	2006
Roy Manning	2007
Orien Harris	2008-09
Victor Adeyanju	2010
Wallace Gilberry	2012

**NOTE: Jackson and Stevens both were assigned uniform No. 95 for Games 8-16 of 2004. At the time, however, only Stevens was on the active roster. Jackson was on the Reserve/Injured list.*

No. 96

NAME	YEARS
Willie Fears	1987
Curtis Maxey	1988
Natu Tuatagaloa	1989-91
Daniel Stubbs (67)	1992 (Games 5-16), '93
Kanavis McGhee	1994
Alfred Oglesby	1995
Kenny Davidson	1996
Brentson Buckner	1997
Clyde Simmons	1998
Vaughn Booker	2000-02
Matthias Askew	2004-05
Michael Myers	2007
Josh Mallard	2008 (Games 12-13)
Chris Harrington	2008 (Games 14-16)
Shaun Smith (66, 99)	2009
Carlos Dunlap	2010-12

No. 97

NAME	YEARS
Brian Pillman (58)	1984 (Games 4, 6)
Mike Frier	1992-94
Andre Purvis	1997-99
Bernard Whittington	2001-02
John Thornton	2003-08
Geno Atkins	2010-12

No. 98

NAME	YEARS
David Grant	1988-91
Tony Savage	1992
George Hinkle	1993
Todd Kelly	1995-96
Canute Curtis	1997-2002
Elton Patterson	2003, '04 (Games 3-4)
Terrance Martin	2004 (Games 8-16)
Bryan Robinson	2005-07
Antwan Odom	2008-10
Nick Hayden	2011

No. 99

NAME	YEARS
Jason Buck	1987-90
Alonzo Mitz	1991-92
Donnell Johnson (68)	1993 (Games 1-3)
Dan Wilkinson	1994-97
Oliver Gibson	1999-2003
Shaun Smith (66, 96)	2004
David Pollack	2005-07
Jason Shirley (70)	2008
Tank Johnson	2009-10
Manny Lawson	2011-12

PLAYER HISTORY — DRAFTS

1968

RD.	PLAYER	POS.	COLLEGE	SEL. #
1	Bob Johnson	C	Tennessee	2
2a	Bill Staley	DE/T	Utah State	28
2b	Tom Smiley	RB	Lamar	55
3a	Gary Davis	QB	Vanderbilt	56
3b	Paul Robinson	RB	Arizona	82
3c	Dale Livingston	P/PK	Western Michigan	83
4a	Jess Phillips	DB	Michigan State	84
4b	Warren McVea	RB	Houston	109
5a	Dave Middendorf	G	Washington State	112
5b	Al Beauchamp	LB	Southern University	138
6a	Howard Fest	T	Texas	139
6b	Bill Kendricks	DT	Alabama A&M	143
6c	John Neidert	LB	Louisville	145
6d	Dewey Warren	QB	Tennessee	155
6e	Essex Johnson	RB	Grambling	156
6f	Elmo Maples	WR	Southern University	158
6g	Sidney Ellis	DB	Jackson State	160
6h	Monk Williams	RB	Arkansas AM&N	163
6i	Jim Johnson	DB	South Carolina State	165
7a	Steve Smith	TE	Miami (Fla.)	166
7b	Wes Bean	LB	Grambling	192
8a	Harry Gunner	LB	Oregon State	193
8b	Ed Brantley	T	North Texas State	219
9a	Phil Johnson	DB	Long Beach State	220
9b	Steve Hanrahan	DT	Weber State	246
10a	Wayne Patrick	RB	Louisville	247
10b	James Russell	TE	North Texas State	273
11a	Wally Scott	CB	Arizona	274
11b	Jeff Banks	LB	Pacific	300
12a	Bob Trumpy	TE	Utah	301
12b	Harold Jones	T	Grambling	327
13a	James Bivins	LB	Texas Southern	328
13b	Ted Washington	RB	San Diego State	354
14a	Les Webster	RB	Iowa State	355
14b	Steve Lewicke	DE	Texas-El Paso	381
15a	Harvey Palmore	G	Morgan State	382
15b	Joe Mira	WR	Miami (Fla.)	408
16a	James Williams	DB	Alcorn A&M	409
16b	Brown Marks	LB	Indiana	435
17a	Don Manning	LB	UCLA	436
17b	James Smith	TE	Jackson State	462

1969

RD.	PLAYER	POS.	COLLEGE	SEL. #
1	Greg Cook	QB	Cincinnati	5
2	Bill Bergey	LB	Arkansas State	31
3	Speedy Thomas	WR	Utah	57
4	Clem Turner	RB	Cincinnati	83
5	Guy Dennis	G	Florida	109
6	Ken Riley	CB	Florida A&M	135
7	Royce Berry	DE	Houston	161
8	Tim Buchanan	LB	Hawaii	187
9	Mike Stripling	RB	Tulsa	213
10	Steve Howell	TE	Ohio State	239
11	Mark Stewart	S	Georgia	265
12	Lonnie Paige	DT	North Carolina State	290
13	Chuck Benson	WR	Southern Illinois	316
14	Mike Wilson	RB	Dayton	343
15	Bill Shoemaker	PK	Stanford	369
16	Bill Schmitt	LB	Missouri	395
17	Terry Story	T	Georgia Tech	421

1970

RD.	PLAYER	POS.	COLLEGE	SEL. #
1	Mike Reid	DT	Penn State	7
2	Ron Carpenter	DT	North Carolina State	32
3	Chip Bennett	LB	Abilene Christian	60
4a	Joe Stephens	G	Jackson State	85
4b	Billie Hayes	DB	San Diego State	104
5	(none)			
6	Sandy Durko	S	Southern California	137
7	Lemar Parrish	CB	Lincoln University (Mo.)	163
8	Bill Trout	DT	Miami (Fla.)	188
9	Bill Bolden	RB	UCLA	216
10	Nick Roman	LB	Ohio State	241
11	Sam Wallace	LB	Grambling	266
12	Tom Truesdell	DE	Ohio Wesleyan	294
13	Paul Dunn	RB	U.S. International	319
14	Joe Johnson	WR	Johnson C. Smith	344
15	Marvin Weeks	DB	Alcorn A&M	372
16	Larry Ely	LB	Iowa	397
17	Richard Lee Smith	RB	Washington	422

1971

RD.	PLAYER	POS.	COLLEGE	SEL. #
1	Vernon Holland	T	Tennessee State	15
2	Steve Lawson	G	Kansas	41
3	Ken Anderson	QB	Augustana (Ill.)	67
4	Fred Willis	RB	Boston College	93
5	Arthur May	DE	Tuskegee	110
6	(none)			
7	Neal Craig	S	Fisk	171
8	Fred Herring	CB	Tennessee State	197
9	Gary Gustafson	LB	Montana State	223
10	Jack Stambaugh	G	Oregon	249
11	Ed Marshall	WR	Cameron	275
12	J. Rod Hayden	DE	Memphis State	301
13	David Knapman	TE	Central Washington	327
14	Irvin Mallory	DB	Virginia Union	353
15	Bob Thomas	RB	Arizona State	379
16	Mark Debevc	LB	Ohio State	405
17	Sam Pearson	CB	Western Kentucky	432

1972

RD.	PLAYER	POS.	COLLEGE	SEL. #
1	Sherman White	DE	California	2
2	Tommy Casanova	DB	Louisiana State	29
3	Jim LeClair	LB	North Dakota	54
4	Bernard Jackson	DB	Washington State	81
5	Tom DeLeone	C	Ohio State	106
6	(none)			
7	Steve Conley	LB/RB	Kansas	158
8	Dan Kratzer	WR	Missouri Valley	185
9	Stan Walters	T	Syracuse	210
10	Brian Foster	CB	Colorado	237
11	Kent Pederson	TE	California, Santa Barbara	261
12	Rick Wegis	S	Cal Poly-SLO	289
13	James Hamilton	P/QB	Arkansas State	314
14	Steve Porter	WR	Indiana	341
15	Hosea Minnieweather	DT	Jackson State	366
16	John Wiegmann	WR	Cal Poly-Pomona	393
17	Dave Green	P/K	Ohio	418

1973

RD.	PLAYER	POS.	COLLEGE	SEL. #
1	Isaac Curtis	WR	San Diego State	15
2	Al Chandler	TE	Oklahoma	43
3	Tim George	WR	Carson-Newman	68
4	(none)			
5	Bob McCall	RB	Arizona	121
6	Bob Jones	CB	Virginia Union	146
7	Bob Maddox	DT/DE	Frostburg State	171
8	Joe Wilson	RB	Holy Cross	199
9	John Dampeer	G	Notre Dame	224
10	Lenvil Elliott	RB	Northeast Missouri State	249
11	William Montgomery	DB	Morehouse (Ga.)	277
12	Boobie Clark	RB	Bethune-Cookman	302
13	Brooks West	DT	Texas-El Paso	327
14	Hurles Scales	DB	North Texas State	355
15	Ted McNulty	QB	Indiana	380
16	Harry Unger	RB	Auburn	405
17	Wayne Estabrook	QB	Whittier	433

1974

RD.	PLAYER	POS.	COLLEGE	SEL. #
1	Bill Kollar	DT	Montana State	23
2	Charlie Davis	RB	Colorado	48
3a	Dave Lapham	T	Syracuse	61
3b	Evan Jolitz	LB	Cincinnati	73
4a	Mike Boryla	QB	Stanford	87
4b	Daryl White	G	Nebraska	98
4c	Richard Williams	WR	Abilene Christian	103
5a	Haskel Stanback	RB	Tennessee	114
5b	Richard Bishop	DT	Louisville	127
6a	Robin Sinclair	DB	Washington State	152
6b	William Bryant	DB	Grambling	153
7	Ken Sawyer	DB	Syracuse	177
8	John McDaniel	WR	Lincoln	202
9	Ed Johnson	DE	Southern Methodist	231
10	Chuck Herd	WR	Penn State	256
11	Ed Kezirian	T	UCLA	281
12	Rudy McClinon	DB	Xavier (Ohio)	306
13	Ted Jornov	LB	Iowa State	335
14	Mike Phillips	DE	Cornell	360
15	Isaac Jackson	RB	Kansas State	385
16	Daryl Bishop	DB	Kentucky	410
17	Jim Smith	RB	North Carolina Central	439

1975

RD.	PLAYER	POS.	COLLEGE	SEL. #
1	Glenn Cameron	LB	Florida	14
2	Al Krevis	T	Boston College	39
3a	Gary Burley	DE	Pittsburgh	55
3b	Gary Sheide	QB	Brigham Young	64
3c	Bo Harris	LB	Louisiana State	77
4	Stan Fritts	RB	North Carolina State	97
5a	Pat McInally	P/WR	Harvard	120
5b	Jeff West	P/TE	Cincinnati	122
6a	Tom Shuman	QB	Penn State	142
6b	Rollen Smith	CB	Arkansas	145
7	Chris Devlin	LB	Penn State	170
8	Ricky Davis	S	Alabama	195
9a	Greg Dubinetz	G	Yale	220
9b	Lofell Williams	WR/RB	Virginia Union	227
10	Rocky Felker	QB	Mississippi State	245
11	Marvin Cobb	CB	Southern California	276
12	Jack Novak	TE	Wisconsin	301
13	Ron Rosenberg	LB	Montana	326
14	Frank Haywood	DT	North Carolina State	351
15	Greg Enright	PK	Southern Oregon	376
16	John Tuttle	WR	Kansas State	401
17	Elvin Charity	CB	Yale	432

1976

RD.	PLAYER	POS.	COLLEGE	SEL. #
1a	Billy Brooks	WR	Oklahoma	11
1b	Archie Griffin	RB	Ohio State	24
2a	Glenn Bujnoch	G	Texas A&M	38
2b	Chris Bahr	PK	Penn State	51
3a	Danny Reece	DB	Southern California	69
3b	Reggie Williams	LB	Dartmouth	82
4a	Tony Davis	RB	Nebraska	106
4b	Greg Fairchild	T/G	Tulsa	116
5a	Willie Shelby	DB/WR	Alabama	138
5b	Scott Perry	DB	Williams	147
6	Orlando Nelson	TE	Utah State	176
7a	Bob Bateman	QB	Brown	187
7b	Pete Rome	DB	Miami (Ohio)	192
7c	Ken Kuhn	LB	Ohio State	205
8	Ron Hunt	T	Oregon	232
9	Lonnie Allgood	WR	Syracuse	259
10	Tom Klaban	K	Ohio State	287
11	Melvin Morgan	DB	Mississippi Valley State	314
12	Joe Dale Harris	WR	Alabama	340
13	Randy Walker	RB	Miami (Ohio)	371
14	Greg Coleman	P/PK	Florida A&M	398
15	Lynn Hieber	QB	Indiana (Pa.)	425
16	George Demopoulos	C	Miami (Fla.)	455
17	Scott Dannelley	T/G	Ohio State	482

1977

RD.	PLAYER	POS.	COLLEGE	SEL. #
1a	Eddie Edwards	DT	Miami (Fla.)	3
1b	Wilson Whitley	DT	Houston	8
1c	Mike Cobb	TE	Michigan State	22
2	Pete Johnson	RB	Ohio State	49
3	Mike Voight	RB	North Carolina	76
4a	Rick Walker	TE	UCLA	85
4b	Mike Wilson	T	Georgia	103
4c	Jerry Anderson	CB	Oklahoma	105
5	Ray Phillips	LB	Nebraska	133
6	Tom Duniven	QB	Texas Tech	160
7a	Louis Breeden	DB	North Carolina Central	187
7b	Jim Corbett	TE	Pittsburgh	194
8	Jose Saint-Victor	G	Syracuse	214
9	Willie Zachary	WR	Central State (Ohio)	245
10	Bob Bialik	P	Hillsdale (Mich.)	272
11a	Joel Parrish	G	Georgia	292
11b	Carl Allen	DB	Southern Mississippi	299
12	Alex Percival	WR	Morehouse (Ga.)	326

1978

RD.	PLAYER	POS.	COLLEGE	SEL. #
1a	Ross Browner	DL	Notre Dame	8
1b	Blair Bush	C	Washington	16
2a	Ray Griffin	CB	Ohio State	35
2b	Deacon Turner	RB	San Diego State	45
3a	Ted Vincent	DT	Wichita State	72
3b	Don Bass	WR	Houston	83
4	Dennis Law	WR	East Tennessee State	99
5a	Tom Dinkel	LB	Kansas	126
5b	Rob Hertel	QB	Southern California	131
6	Steve Geise	RB	Penn State	155
7a	Joe Branson	S	Livingstone (N.C.)	182
7b	Danny Bass	T	Elon (N.C.)	193
8	Bill Miller	T	Western Illinois	211
9	Ron Shumon	LB	Wichita State	238
10	Tom DePaso	LB	Penn State	267
11a	Calvin Prince	RB	Louisville	293
11b	Mark Donahue	G	Michigan	294
12	Kim Featsent	WR	Kent State	323

1979

RD.	PLAYER	POS.	COLLEGE	SEL. #
1a	Jack Thompson	QB	Washington State	3
1b	Charles Alexander	RB	Louisiana State	*12
2	Dan Ross	TE	Northeastern	30
3	Barney Cotton	G	Nebraska	59
4a	James White	DT	Albany State	84
4b	Vaughn Lusby	CB	Arkansas	91
5	Casey Merrill	DE	California, Davis	113
6	Steve Kreider	WR	Lehigh	139
7	Max Montoya	T	UCLA	168
8	Howie Kurnick	LB	Cincinnati	194
9	Scott Burk	S	Oklahoma State	223
10	Nathan Poole	RB	Louisville	250
11	Ken Bungarda	DE	Missouri	278
12	Jim Browner	S	Notre Dame	304

**NOTE: Cincinnati traded CB Lemar Parrish and DE Coy Bacon to Washington on June 26, 1978 for the Redskins' first-round pick in '79 (which ended up being No. 12 overall).*

1980

RD.	PLAYER	POS.	COLLEGE	SEL. #
1	Anthony Munoz	T	Southern California	3
2	Kirby Criswell	LB	Kansas	31
3	Rod Horn	DL	Nebraska	59
4	Bill Glass	G	Baylor	86
5	Bryan Hicks	S	McNeese State	113
6a	Jo Jo Heath	KR/DB	Pittsburgh	141
6b	Andrew Melontree	LB	Baylor	159
7a	Ron Simpkins	LB	Michigan	167
7b	Gary Don Johnson	DT	Baylor	168
8	Mark Lyles	RB	Florida State	196
9	Greg Bright	S	Morehead State	224
10	Sandro Vitiello	K	Massachusetts	252
11	Alton Alexis	WR	Tulane	281
12	Mike Wright	QB	Vanderbilt	308

1981

RD.	PLAYER	POS.	COLLEGE	SEL. #
1	David Verser	WR	Kansas	10
2	Cris Collinsworth	WR	Florida	37
3	John Simmons	CB	Southern Methodist	64
4	Guy Frazier	LB	Wyoming	93
5	Benjie Pryor	TE	Pittsburgh	120
6	Rex Robinson	PK	Georgia	146
7	Jeff Schuh	LB	Minnesota	176
8	Bobby Kemp	S	Cal State-Fullerton	202
9a	Jim Hannula	OL	Northern Illinois	229
9b	Samoa Samoa	RB	Washington State	230
10	Hubert Simpson	RB	Tennessee	258
11	Robert Jackson	S	Central Michigan	285
12	Mark O'Connell	QB/K	Ball State	312

1982

RD.	PLAYER	POS.	COLLEGE	SEL. #
1	Glen Collins	DE	Mississippi State	26
2	Emanuel Weaver	NT	South Carolina	54
3	Rodney Holman	TE	Tulane	82
4	Rodney Tate	RB	Texas	110
5	Paul Sorensen	DB	Washington State	138
6	Arthur King	NT	Grambling	166
7	Ben Needham	LB	Michigan	194
8	Kari Yli-Renko	T	Cincinnati	222
9	James Bennett	WR	Northwestern State (La.)	250
10	Larry Hogue	CB	Utah State	278
11	Russell Davis	RB	Idaho	305
12	Dan Feraday	QB	Toronto	333

1983

RD.	PLAYER	POS.	COLLEGE	SEL. #
1	Dave Rimington	C	Nebraska	25
2	Ray Horton	CB	Washington	53
3	Jimmy Turner	CB	UCLA	81
4	Steve Maidlow	LB	Michigan State	109
5	Jeff Christensen	QB	Eastern Illinois	137
6a	Kiki DeAyala	LB	Texas	152
6b	Larry Kinnebrew	RB	Tennessee State	165
7	James Griffin	S	Middle Tennessee State	193
8	Mike Martin	WR	Illinois	221
9	Stanley Wilson	RB	Oklahoma	248
10	Tim Krumrie	NT	Wisconsin	276
11	Gary Williams	WR	Ohio State	304
12	Andre Young	LB	Bowling Green	332

1984

RD.	PLAYER	POS.	COLLEGE	SEL. #
1a	Ricky Hunley	LB	Arizona	7
1b	Pete Koch	DE	Maryland	*16
1c	Brian Blados	OL	North Carolina	*28
2	Boomer Esiason	QB	Maryland	38
3	Stanford Jennings	RB	Furman	65
4	John Farley	RB	Cal State-Sacramento	92
5	Barney Bussey	DB	South Carolina State	119
6	Don Kern	TE	Arizona State	150
7	Leo Barker	LB	New Mexico State	177
8	Bruce Reimers	T	Iowa State	204
9	Bruce Kozerski	OL	Holy Cross	231
10a	Aaron Jackson	LB	North Carolina	262
10b	Brent Ziegler	RB	Syracuse	265
11	Steve McKeaver	RB	Central State (Okla.)	289
12	Steve Racquet	LB	Holy Cross	316

**NOTE: Cincinnati traded No. 1 selection to New England for the Nos. 16 and 28 picks. Cincinnati had obtained the No. 1 pick from a 1983 trade of QB Jack Thompson to Tampa Bay.*

1985

RD.	PLAYER	POS.	COLLEGE	SEL. #
1a	Eddie Brown	WR	Miami (Fla.)	13
1b	Emanuel King	LB	Alabama	25
2	Carl Zander	LB	Tennessee	43
3	Sean Thomas	CB	Texas Christian	70
4	Anthony Tuggle	CB	Nicholls State	97
5a	Tony Degrate	NT	Texas	127
5b	Lee Davis	CB	Mississippi	129
6a	Eric Stokes	T	Northeastern	148
6b	Keith Lester	TE	Murray State	154
7a	Kim Locklin	RB	New Mexico State	172
7b	Joe Walter	T	Texas Tech	181
8	Dave Strobel	LB	Iowa	211
9	Keith Cruise	DE	Northwestern	238
10	Bernard King	LB	Syracuse	265
11	Harold Stanfield	TE	Mississippi College	296
12	Louis Garza	T	New Mexico State	322

1986

RD.	PLAYER	POS.	COLLEGE	SEL. #
1a	Joe Kelly	LB	Washington	11
1b	Tim McGee	WR	Tennessee	21
2	Lewis Billups	CB	North Alabama	38
3a	Jim Skow	DE	Nebraska	58
3b	Mike Hammerstein	DE	Michigan	65
3c	David Fulcher	S	Arizona State	78
4a	Eric Kattus	TE	Michigan	91
4b	Doug Gaynor	QB	Cal State-Long Beach	99
5	Leon White	LB	Brigham Young	123
6	Gary Hunt	CB	Memphis State	152
7	Pat Franklin	RB	Southwest Texas State	177
8	David Douglas	T	Tennessee	204
9	Cary Whittingham	LB	Brigham Young	230
10	Jeff Shaw	NT	Salem College	262
11a	Tim Stone	T	Kansas State	289
11b	Tom Flaherty	LB	Northwestern	294
12	Steve Bradley	QB	Indiana	316

1987

RD.	PLAYER	POS.	COLLEGE	SEL. #
1	Jason Buck	DE	Brigham Young	17
2	Eric Thomas	CB	Tulane	49
3a	Leonard Bell	FS	Indiana	76
3b	Skip McClendon	DE	Arizona State	77
4	Jim Riggs	TE	Clemson	103
5a	Marc Logan	RB	Kentucky	130
5b	Greg Horne	P/PK	Arkansas	139
6	Sonny Gordon	FS	Ohio State	157
7	Chris Thatcher	G/C	Lafayette	188
8	Solomon Wilcots	CB	Colorado	215
9	Craig Raddatz	LB	Wisconsin	242
10	David McCluskey	RB	Georgia	269
11	Jim Warne	T	Arizona State	296
12	John Holifield	RB	West Virginia	328

1988

RD.	PLAYER	POS.	COLLEGE	SEL. #
1	Rickey Dixon	CB	Oklahoma	5
2	Elbert "Ickey" Woods	RB	Nevada-Las Vegas	31
3	Kevin Walker	LB	Maryland	57
4	David Grant	NT	West Virginia	84
5	Herb Wester	T	Iowa	114
6	Paul Jetton	OL	Texas	141
7	Rich Romer	LB	Union (N.Y.)	168
8	Curtis Maxey	NT	Grambling	195
9	Brandy Wells	DB	Notre Dame	226
10	Ellis Dillahunt	DB	East Carolina	253
11	Paul Hickert	K	Murray State	280
12	Carl Parker	WR	Vanderbilt	307

1989

RD.	PLAYER	POS.	COLLEGE	SEL. #
1	(none)			
2a	Eric Ball	RB	UCLA	*35
2b	Freddie Childress	G	Arkansas	55
3	Erik Wilhelm	QB	Oregon State	83
4a	Kerry Owens	LB	Arkansas	*89
4b	Rob Woods	T	Arizona	111
5	Natu Tuatagaloa	NT	California	138
6	Craig Taylor	RB	West Virginia	166
7	Kendal Smith	WR	Utah State	194
8	Chris Chenault	LB	Kentucky	222
9	Richard Stephens	T	Tulsa	250
10a	Cornell Holloway	CB	Pittsburgh	*256
10b	Bob Jean	QB	New Hampshire	278
11	Dana Wells	NT	Arizona	306
12	Scott Jones	T	Washington	334

**NOTE: Cincinnati traded the No. 27 selection to Atlanta for the Nos. 35, 89 and 256 picks.*

1990

RD.	PLAYER	POS.	COLLEGE	SEL. #
1	James Francis	LB	Baylor	12
2	Harold Green	RB	South Carolina	38
3	Bernard Clark	LB	Miami (Fla.)	65
4	Mike Brennan	T	Notre Dame	91
5	Lynn James	WR	Arizona State	122
6	Don Odegard	CB	Nevada-Las Vegas	150
7	Craig Ogletree	LB	Auburn	177
8	Doug Wellsandt	TE	Washington State	204
9	Mitchell Price	CB	Tulane	234
10	Eric Crigler	T	Murray State	261
11	Tim O'Connor	T	Virginia	288
12	Andre Riley	WR	Washington	314

1991

RD.	PLAYER	POS.	COLLEGE	SEL. #
1	Alfred Williams	LB	Colorado	18
2	Lamar Rogers	DE	Auburn	52
3	Bob Dahl	DE	Notre Dame	72
4a	Donald Hollas	QB	Rice	99
4b	Rob Carpenter	WR	Syracuse	109
5	Mike Arthur	C	Texas A&M	130
6	Richard Fain	CB	Florida	157
7	Fernandus Vinson	S	North Carolina State	184
8	Mike Dingle	RB	South Carolina	211
9	Shane Garrett	WR	Texas A&M	241
10	Jim Lavin	G/T	Georgia Tech	263
11	Chris Smith	TE	Brigham Young	295
12	Antoine Bennett	CB	Florida A&M	322

1992

RD.	PLAYER	POS.	COLLEGE	SEL. #
1a	David Klingler	QB	Houston	*6
1b	Darryl Williams	S	Miami (Fla.)	*28
2	Carl Pickens	WR	Tennessee	31
3	Leonard Wheeler	CB	Troy State	84
4	Ricardo McDonald	LB	Pittsburgh	88
5	Craig Thompson	TE	North Carolina A&T	115
6	Chris Burns	DE	Middle Tennessee State	142
7	Lance Olberding	T	Iowa	172
8	Roosevelt Nix	DE	Central State (Ohio)	199
9	Ostell Miles	RB	Houston	226
10	Horace Smith	CB	Oregon Tech	256
11	John Earle	OL	Western Illinois	283
12	Eric Shaw	LB	Louisiana Tech	310

**NOTE: Cincinnati traded the No. 5 selection to Washington for the No. 6 and No. 28 picks.*

1993

RD.	PLAYER	POS.	COLLEGE	SEL. #
1	John Copeland	DE	Alabama	5
2	Tony McGee	TE	Michigan	37
3a	Steve Tovar	LB	Ohio State	59
3b	Ty Parten	DT	Arizona	63
4	Marcello Simmons	CB	Southern Methodist	90
5	Forey Duckett	CB	Nevada-Reno	117
6	Tom Scott	T	East Carolina	148
7	Lance Gunn	S	Texas	175
8	Doug Pelfrey	K	Kentucky	202

1994

RD.	PLAYER	POS.	COLLEGE	SEL. #
1	Dan Wilkinson	DT	Ohio State	1
2	Darnay Scott	WR	San Diego State	30
3a	Jeff Cothran	FB	Ohio State	66
3b	Steve Shine	LB	Northwestern	86
4	Corey Sawyer	CB	Florida State	104
5	Trent Pollard	T	Eastern Washington	132
6a	Kimo von Oelhoffen	DT	Boise State	162
6b	Jerry Reynolds	T	Nevada-Las Vegas	184
7	Ramondo Stallings	DE	San Diego State	195

1995

RD.	PLAYER	POS.	COLLEGE	SEL. #
1	Ki-Jana Carter	RB	Penn State	*1
2	(none)			
3	Melvin Tuten	T	Syracuse	69
4	Sam Shade	S	Alabama	102
5	David Dunn	WR	Fresno State	139
6	Ryan Grigson	T	Purdue	175
7	John Walsh	QB	Brigham Young	213

**NOTE: Cincinnati traded the No. 5 and No. 36 selections to Carolina for the No. 1 pick.*

1996

RD.	PLAYER	POS.	COLLEGE	SEL. #
1	Willie Anderson	T	Auburn	10
2	Marco Battaglia	TE	Rutgers	39
3	Ken Blackman	G/T	Illinois	69
4	Jevon Langford	DE	Oklahoma State	108
5	Greg Myers	S	Colorado State	144
6	Tom Tumulty	LB	Pittsburgh	178
7	Rod Jones	G/T	Kansas	219

1997

RD.	PLAYER	POS.	COLLEGE	SEL. #
1	Reinard Wilson	LB	Florida State	14
2	Corey Dillon	RB	Washington	43
3	Rod Payne	C	Michigan	76
4	Tremain Mack	S	Miami (Fla.)	111
5	Andre Purvis	NT	North Carolina	144
6	Canute Curtis	LB	West Virginia	176
7	William Carr	NT	Michigan	217

1998

RD.	PLAYER	POS.	COLLEGE	SEL. #
1a	Takeo Spikes	LB	Auburn	13
1b	Brian Simmons	LB	North Carolina	*17
2	Artrell Hawkins	CB	Cincinnati	43
3a	Steve Foley	LB	Northeast Louisiana	75
3b	Mike Goff	G	Iowa	*78
4	Glen Steele	DL	Michigan	105
5	(none)			
6	Jason Tucker	WR	Texas Christian	167
7a	Marcus Parker	FB	Virginia Tech	202
7b	Damian Vaughn	TE	Miami (Ohio)	222

**NOTE: Cincinnati traded DE Dan Wilkinson to Washington for the No. 17 and No. 78 picks, and traded the No. 135 pick to Indianapolis for QB Paul Justin.*

1999

RD.	PLAYER	POS.	COLLEGE	SEL. #
1	Akili Smith	QB	Oregon	3
2	Charles Fisher	CB	West Virginia	33
3	Cory Hall	S	Fresno State	65
4	Craig Yeast	WR	Kentucky	98
5	Nick Luchey	FB	Miami (Fla.)	135
6	Kelly Gregg	NT	Oklahoma	173
7a	Tony Coats	G	Washington	209
7b	Scott Covington	QB	Miami (Fla.)	245
7c	Donald Broomfield	DE	Clemson	249

2000

RD.	PLAYER	POS.	COLLEGE	SEL. #
1	Peter Warrick	WR	Florida State	4
2	Mark Roman	CB	Louisiana State	34
3	Ron Dugans	WR	Florida State	66
4	Curtis Keaton	HB	James Madison	97
5	Robert Bean	CB	Mississippi State	133
6	Neil Rackers	K	Illinois	169
7	Brad St. Louis	TE-LS	Southwest Missouri State	210

2001

RD.	PLAYER	POS.	COLLEGE	SEL. #
1	Justin Smith	DE	Missouri	4
2	Chad Johnson	WR	Oregon State	36
3	Sean Brewer	TE	San Jose State	66
4	Rudi Johnson	HB	Auburn	100
5	Victor Leyva	G	Arizona State	135
6	Riall Johnson	LB	Stanford	168
7	T.J. Houshmandzadeh	WR	Oregon State	204

2002

RD.	PLAYER	POS.	COLLEGE	SEL. #
1	Levi Jones	OT	Arizona State	10
2	Lamont Thompson	FS	Washington State	41
3	Matt Schobel	TE	Texas Christian	*67
4	Travis Dorsch	K-P	Purdue	109
5	(none)			
6	Marquand Manuel	FS	Florida	181
7	Joey Evans	DE	North Carolina	219

**NOTE: Cincinnati traded the No. 73 and No. 145 picks to Carolina for the No. 67 pick.*

2003

RD.	PLAYER	POS.	COLLEGE	SEL. #
1	Carson Palmer	QB	Southern California	1
2	Eric Steinbach	G	Iowa	33
3	Kelley Washington	WR	Tennessee	65
4a	Dennis Weathersby	CB	Oregon State	98
4b	Jeremi Johnson	FB	Western Kentucky	118
5	Khalid Abdullah	OLB	Mars Hill	136
6	Langston Moore	DT	South Carolina	174
7a	Scott Kooistra	OT	North Carolina State	215
7b	Elton Patterson	DE	Central Florida	259

2004

RD.	PLAYER	POS.	COLLEGE	SEL. #
1	Chris Perry	HB	Michigan	*26
2a	Keiwan Ratliff	CB	Florida	49
2b	Madieu Williams	FS	Maryland	*56
3a	Caleb Miller	MLB	Arkansas	80
3b	Landon Johnson	OLB	Purdue	96
4a	Matthias Askew	DT	Michigan State	114
4b	Robert Geathers	DE	Georgia	*117
4c	Stacy Andrews	OT	Mississippi	*123
5	Maurice Mann	WR	Nevada	149
6	Greg Brooks	CB	Southern Mississippi	183
7	Casey Bramlet	QB	Wyoming	218

**NOTE: Cincinnati traded the No. 17 pick to Denver for CB Deltha O'Neal and the No. 24 and No. 117 selections; Cincinnati later traded the No. 24 pick to St. Louis for the No. 26 and No. 123 choices. Cincinnati also traded HB Corey Dillon to New England for the No. 56 pick.*

2005

RD.	PLAYER	POS.	COLLEGE	SEL. #
1	David Pollack	LB	Georgia	17
2	Odell Thurman	LB	Georgia	48
3	Chris Henry	WR	West Virginia	83
4	Eric Ghiaciuc	C	Central Michigan	119
5	Adam Kieft	OT	Central Michigan	153
6	Tab Perry	WR	UCLA	190
7	Jonathan Fanene	DE	Utah	233

2006

RD.	PLAYER	POS.	COLLEGE	SEL. #
1	Johnathan Joseph	CB	South Carolina	24
2	Andrew Whitworth	OL	Louisiana State	55
3	Frostee Rucker	DE	Southern California	91
4	Domata Peko	DT	Michigan State	123
5	A.J. Nicholson	LB	Florida State	157
6	Reggie McNeal	WR	Texas A&M	193
7a	Ethan Kilmer	S	Penn State	209
7b	Bennie Brazell	WR	Louisiana State	231
3-s	Ahmad Brooks	LB	Virginia	*—

**NOTE: Selected in third round of NFL Supplemental Draft*

2007

RD.	PLAYER	POS.	COLLEGE	SEL. #
1	Leon Hall	CB	Michigan	18
2	Kenny Irons	HB	Auburn	49
3	(none)			
4	Marvin White	S	Texas Christian	114
5	Jeff Rowe	QB	Nevada	151
6	Matt Toeaina	DT	Oregon	187
7a	Dan Santucci	C	Notre Dame	230
7b	Chinedum Ndukwe	S	Notre Dame	253

2008

RD.	PLAYER	POS.	COLLEGE	SEL. #
1	Keith Rivers	LB	Southern California	9
2	Jerome Simpson	WR	Coastal Carolina	46
3a	Pat Sims	DT	Auburn	77
3b	Andre Caldwell	WR	Florida	97
4	Anthony Collins	OT	Kansas	112
5	Jason Shirley	DT	Fresno State	145
6a	Corey Lynch	S	Appalachian State	177
6b	Matt Sherry	TE	Villanova	207
7a	Angelo Craig	DE	Cincinnati	244
7b	Mario Urrutia	WR	Louisville	246

2009

RD.	PLAYER	POS.	COLLEGE	SEL. #
1	Andre Smith	OT	Alabama	6
2	Rey Maualuga	LB	Southern California	38
3a	Michael Johnson	DE	Georgia Tech	70
3b	Chase Coffman	TE	Missouri	98
4	Jonathan Luigs	C	Arkansas	106
5	Kevin Huber	P	Cincinnati	142
6a	Morgan Trent	CB	Michigan	179
6b	Bernard Scott	HB	Abilene Christian	209
7a	Fui Vakapuna	FB	Brigham Young	215
7b	Clinton McDonald	DT	Memphis	249
7c	Freddie Brown	WR	Utah	252

2010

RD.	PLAYER	POS.	COLLEGE	SEL. #
1	Jermaine Gresham	TE	Oklahoma	21
2	Carlos Dunlap	DE	Florida	54
3a	Jordan Shipley	WR	Texas	84
3b	Brandon Ghee	CB	Wake Forest	96
4a	Geno Atkins	DT	Georgia	120
4b	Roddrick Muckelroy	LB	Texas	131
5	Otis Hudson	G	Eastern Illinois	152
6	Dezmon Briscoe	WR	Kansas	191
7	Reggie Stephens	C	Iowa State	228

2011

RD.	PLAYER	POS.	COLLEGE	SEL. #
1	A.J. Green	WR	Georgia	4
2	Andy Dalton	QB	Texas Christian	35
3	Dontay Moch	LB	Nevada	66
4	Clint Boling	G	Georgia	101
5	Robert Sands	S	West Virginia	134
6	Ryan Whalen	WR	Stanford	167
7a	Korey Lindsey	CB	Southern Illinois	207
7b	Jay Finley	HB	Baylor	246

2012

RD.	PLAYER	POS.	COLLEGE	SEL. #
1a	Dre Kirkpatrick	CB	Alabama	*17
1b	Kevin Zeitler	G	Wisconsin	*27
2	Devon Still	DT	Penn State	53
3a	Mohamed Sanu	WR	Rutgers	83
3b	Brandon Thompson	DT	Clemson	*93
4	Orson Charles	TE	Georgia	116
5a	Shaun Prater	CB	Iowa	156
5b	Marvin Jones	WR	California	*166
5c	George Iloka	S	Boise State	*167
6	Dan Herron	HB	Ohio State	191

**NOTE: The No. 17 pick (Round 1) was acquired by Cincinnati in a 10-18-11 trade with Oakland for QB Carson Palmer. Cincinnati traded the No. 21 pick (Round 1) to New England for the No. 27 (Round 1) and No. 93 picks (Round 3) on 4-26-12. The No. 166 pick (Round 5) was acquired by Cincinnati in a 7-29-11 trade with New England for WR Chad Johnson. The No. 167 pick (Round 5) was acquired by Cincinnati in a 4-12-12 trade with the N.Y. Giants for LB Keith Rivers. Cincinnati traded the No. 228 pick (Round 7) and CB David Jones to Jacksonville for S Reggie Nelson on 9-4-10.*

2013

RD.	PLAYER	POS.	COLLEGE	SEL. #
1	Tyler Eifert	TE	Notre Dame	21
2a	Giovani Bernard	HB	North Carolina	*37
2b	Margus Hunt	DE	Southern Methodist	53
3	Shawn Williams	S	Georgia	84
4	Sean Porter	LB	Texas A&M	118
5	Tanner Hawkinson	G	Kansas	156
6a	Rex Burkhead	HB	Nebraska	190
6b	Cobi Hamilton	WR	Arkansas	*197
7a	Reid Fragel	OT	Ohio State	*240
7b	T.J. Johnson	C	South Carolina	*251

**NOTE: The No. 37 pick (Round 2) was acquired by Cincinnati in a 10-18-11 trade with Oakland for QB Carson Palmer. The No. 197 pick (Round 6) was acquired by Cincinnati in a 7-29-11 trade with New England for WR Chad Johnson. Cincinnati traded the No. 227 pick (Round 7) to San Francisco for S Taylor Mays on 8-23-11. Cincinnati was awarded two compensatory picks: No. 240 (Round 7) and No. 251 (Round 7).*

PLAYER HISTORY — ALUMNI LIST

COLLEGE	PLAYERS
Abilene Christian	3
Alabama	15
Alabama A&M	1
Albany State (Ga.)	1
Alcorn State (Alcorn A&M)	1
Appalachian State	2
Arizona	5
Arizona State	14
Arkansas	7
Arkansas AM&N	2
Arkansas State	3
Auburn	12
Augustana (Ill.)	1
Augustana (S.D.)	2
Ball State	4
Baylor	3
Bethune-Cookman	2
Boise State	4
Boston College	6
Boston University	2
Bowling Green	3
Brigham Young	9
Buffalo	1
California	7
California, Davis	1
Cal State-Fullerton	2
Cal State-Long Beach	2
Cal State-Sacramento	1
Cameron	1
Carroll College	1
Carson-Newman	1
Catawba	1
Central Florida	2
Central Michigan	6
Central State (Ohio)	1
Central State (Okla.)	1
Central Washington	1
Chico State	1
Cincinnati	16
Clemson	4
Coastal Carolina	1
Colorado	10
Colorado State	3
Dartmouth	1
Davidson	1
Dayton	1
Duke	3
Earlham College	1
East Carolina	3
East Tennessee State	1
Eastern Illinois	2
Eastern Kentucky	1
Eastern Michigan	3
Eastern Washington	2
Evansville	1
Findlay	2
Fisk	1
Florida	18
Florida A&M	3
Florida State	7
Fresno State	9
Frostburg State	1
Furman	2
Gardner-Webb	1
Georgia	13
Georgia Tech	3
Grambling	6
Grand Valley State	1
Hampton (Va.)	2
Harvard	3
Hawaii	2
Holy Cross	2
Houston	8
Howard	1
Howard Payne	1
Idaho	2
Illinois	8
Illinois State	1
Indiana	9
Iowa	7
Iowa State	4
Jackson State	2
Jacksonville State	1
James Madison	1
Johnson C. Smith	1
Kansas	8
Kansas State	7
Kent State	2
Kentucky	7
Lamar	1
Lane College	1
Langston	1
Lehigh	2
Liberty	1
Lincoln	2
Lindenwood	1
Los Angeles State	2
Louisiana-Lafayette	1
Louisiana State	11
Louisiana Tech	2
Louisville	8
Maine	2
Mankato State	1
Mars Hill	1
Marshall	5
Maryland	8
Massachusetts	3
McGill (Canada)	1
McMurry	1
McNeese State	2
Memphis	4
Miami (Fla.)	13
Miami (Ohio)	10
Michigan	16
Michigan State	12
Michigan Tech	1
Middle Tennessee State	1
Miles College	1
Millikin	1
Minnesota	5
Mississippi	5
Mississippi State	5
Mississippi Valley State	3
Missouri	3
Montana	2
Montana State	1
Morehead State	3
Morgan State	1
Morris Brown	1
Nebraska	10
Nevada-Las Vegas	1
Nevada	4
New Mexico State	2
New York Tech	1
North Alabama	2
North Carolina	8
North Carolina A&T	4
North Carolina Central	1
North Carolina State	7
North Dakota	1
North Dakota State	1
Northeast Louisiana	2
Northeast Missouri State	1
Northeastern	1
Northern Illinois	2
Northern Michigan	1
Northwestern	2
Northwestern Oklahoma	1
Northwestern State (La.)	3
Notre Dame	14
Ohio State	26
Ohio Univ.	2
Ohio Wesleyan	1
Oklahoma	8
Oklahoma State	5
Oregon	8
Oregon State	8
Pacific	2
Penn State	16
Pittsburg State	1
Pittsburgh	10
Portland State	1
Princeton	1
Purdue	4
Rice	1
Richmond	1
Rutgers	4
Samford	1
Sam Houston State	1
San Diego State	7
San Jose State	5
South Carolina	12
South Carolina State	2
South Dakota	1
South Dakota State	1
Southern Arkansas	2
Southern California	13
Southern Illinois	1
Southern Methodist	5
Southern Mississippi	2
Southern University	1
Southwest Missouri State	1
Southwest Texas State	2
Stanford	8
Stephen F. Austin	1
Syracuse	6
Taylor	1
Temple	2
Tennessee	13
Tennessee-Chattanooga	2
Tennessee State	8
Texas	11
Texas A&I	1
Texas A&M	11
Texas Christian	7
Texas-El Paso	2
Texas Southern	1
Texas Tech	2
Toledo	6
Troy	1
Tufts	1
Tulane	4
Tulsa	2
Tuskegee	1
UCLA	9
Union (N.Y.)	1
U.S. International	2
Utah	8
Utah State	1
Vanderbilt	2
Virginia	5
Virginia Tech	3
Virginia Union	2
Wake Forest	3
Washington	7
Washington State	8
West Chester	1
West Virginia	16
Western Carolina	1
Western Illinois	2
Western Kentucky	2
Western Michigan	1
Wichita State	2
Williams	1
Wingate	1
Wisconsin	8
Wisconsin-LaCrosse	1
Wooster	1
Wyoming	2
Xavier (Ohio)	1
Yale	2
(none)	2

1968 STATISTICS

RECORD: 3-11-0

HEAD COACH: PAUL BROWN

DATE	W-L	SCORE	OPPONENT	ATTENDANCE
9-6-68	L	13-29	at San Diego	33,687
9-15-68	W	24-10	DENVER	25,049
9-22-68	W	34-23	BUFFALO	24,045
9-29-68	L	10-31	SAN DIEGO	28,642
10-6-68	L	7-10	at Denver	41,257
10-13-68	L	3-13	at Kansas City	47,096
10-20-68	L	22-24	MIAMI	25,942
10-27-68	L	10-31	at Oakland	37,083
11-3-68	L	17-27	HOUSTON	24,012
11-10-68	L	9-16	KANSAS CITY	25,537
11-17-68	W	38-21	at Miami	31,747
11-24-68	L	0-34	OAKLAND	27,116
12-1-68	L	14-33	at Boston	17,796
12-8-68	L	14-27	at N.Y. Jets	61,111
12-15-68			— BYE —	

TEAM STATISTICS	BENGALS	OPPONENTS
TOTAL FIRST DOWNS	171	275
Rushing	85	116
Passing	73	140
Penalty	13	19
3rd Down: Made-Att.	—	—
3rd Down Pct.	—	—
4th Down: Made-Att.	—	—
4th Down Pct.	—	—
POSSESSION AVG.	(*NA)	(*NA)
TOTAL NET YARDS	3426	4717
Avg. Per Game	244.7	336.9
Total Plays	772	916
Avg. Per Play	4.4	5.1
NET YARDS RUSHING	1807	2097
Avg. Per Game	129.1	149.8
Total Rushes	421	473
NET YARDS PASSING	1619	2620
Avg. Per Game	115.6	187.1
Sacked-Yards Lost	38-277	32-283
Gross Yards	1896	2903
Att.-Completions	313-167	411-212
Completion Pct.	53.4	51.6
Had Intercepted	11	10
PUNTS-AVG.	84-40.9	63-44.2
Net Punting Avg.	—	—
PENALTIES-YARDS	55-586	62-632
FUMBLES-BALLS LOST	27-10	19-9
TOUCHDOWNS	25	39
Rushing	14	13
Passing	8	25
Returns	3	1

SCORE BY PERIODS	1	2	3	4	OT	PTS
BENGALS	20	49	70	76	(**NA)	215
OPPONENTS	70	78	73	108	(**NA)	329

SCORING	TD	TD-R	TD-P	TD-Rt	PAT	FG	S	PTS
Dale Livingston	0	0	0	0	20-20	13-26	0	59
Paul Robinson	9	8	1	0	—	—	0	54
Essex Johnson	3	3	0	0	—	—	0	18
Warren McVea	3	1	2	0	—	—	0	18
Bob Trumpy	3	0	3	0	—	—	0	18
Rod Sherman	1	0	1	0	4-4	0-1	0	10
Estes Banks	1	0	1	0	—	—	0	6
Al Beauchamp	1	0	0	1	—	—	0	6
Jim Griffin	1	0	0	1	—	—	0	6
Bobby Hunt	1	1	0	0	—	—	0	6
Charlie King	1	0	0	1	—	—	0	6
Tom Smiley	1	1	0	0	—	—	0	6
Harry Gunner	0	0	0	0	—	—	1	2
BENGALS	25	14	8	3	24-24	13-27	1	215
OPPONENTS	39	13	25	1	37-39	18-35	2	329

Two-point conversions: None. BENGALS 0-1, OPPONENTS 0-0.

RUSHING	ATT	YDS	AVG	LG	TD
Paul Robinson	238	1023	4.3	87t	8
Essex Johnson	26	178	6.8	41t	3
Tom Smiley	63	146	2.3	11	1
Warren McVea	9	133	14.8	80t	1
Estes Banks	34	131	3.9	20	0
Sam Wyche	12	74	6.2	21	0
Ron Lamb	17	44	2.6	17	0
Saint Saffold	1	21	21.0	21	0
Dewey Warren	4	17	4.3	12	0
Dale Livingston	1	11	11.0	11	0
Rex Keeling	1	10	10.0	10	0
Jess Phillips	1	7	7.0	7	0
Bobby Hunt	1	5	5.0	5t	1
Ted Washington	1	4	4.0	4	0
Rod Sherman	1	3	3.0	3	0
John Stofa	10	1	0.1	13	0
Bob Trumpy	1	-1	-1.0	-1	0
BENGALS	421	1807	4.3	87t	14
OPPONENTS	473	2097	4.4	37	13

RECEIVING	REC	YDS	AVG	LG	TD
Bob Trumpy	37	639	17.3	80t	3
Rod Sherman	31	374	12.1	27t	1
Paul Robinson	24	128	5.3	68t	1
Warren McVea	21	264	12.6	55t	2
Tom Smiley	19	86	4.5	17	0
Saint Saffold	16	172	10.8	25	0
Ken Herock	6	75	12.5	22	0
Ron Lamb	4	77	19.3	60	0
Estes Banks	4	15	3.8	13	1
Andre White	2	18	9.0	11	0
Essex Johnson	1	33	33.0	33	0
Bill Peterson	1	10	10.0	10	0
Sam Wyche	1	5	5.0	5	0
BENGALS	167	1896	11.4	80t	8
OPPONENTS	212	2903	13.7	58	25

INTERCEPTIONS	NO	YDS	AVG	LG	TD
Jess Phillips	3	26	8.7	23	0
Al Beauchamp	2	35	17.5	18	1
Charlie King	1	32	32.0	32t	1
Harry Gunner	1	20	20.0	20	0
Fletcher Smith	1	16	16.0	16	0
Bobby Hunt	1	15	15.0	15	0
Sherrill Headrick	1	0	0.0	0	0
BENGALS	10	144	14.4	32t	2
OPPONENTS	11	79	7.2	21	0

PUNTING	NO	YDS	AVG	NET	TB	IN-20	LG	BLK.
Dale Livingston	70	3036	43.4	—	2	—	66	0
Fletcher Smith	8	230	28.8	—	0	—	45	0
Rex Keeling	6	170	28.3	—	0	—	35	0
BENGALS	84	3436	40.9	—	2	—	66	0
OPPONENTS	63	2782	44.2	—	—	—	—	—

PUNT RETURNS	NO	FC	YDS	AVG	LG	TD
Essex Johnson	22	2	111	5.0	45	0
Jess Phillips	2	1	16	8.0	11	0
Phil Spiller	2	4	51	25.5	40	0
Monk Williams	2	0	14	7.0	13	0
Charlie King	1	0	3	3.0	3	0
Paul Robinson	1	0	1	1.0	1	0
BENGALS	30	7	196	6.5	45	0
OPPONENTS	41	—	252	6.1	—	0

KICKOFF RETURNS	NO	YDS	AVG	LG	TD
Warren McVea	14	310	22.1	30	0
Essex Johnson	14	266	19.0	31	0
Estes Banks	6	106	17.7	24	0
Monk Williams	5	112	22.4	33	0
Phil Spiller	5	91	18.2	28	0
Bill Peterson	3	80	26.7	30	0
Paul Robinson	3	58	19.3	22	0
Jess Phillips	1	23	23.0	23	0
Wayne McClure	1	11	11.0	11	0
Dennis Randall	1	11	11.0	11	0
Saint Saffold	1	0	0.0	0	0
BENGALS	54	1068	19.8	33	0
OPPONENTS	40	977	24.4	100t	1

FIELD GOALS	1-19	20-29	30-39	40-49	50+
Dale Livingston	4-6	5-7	3-6	1-6	0-1
Rod Sherman	0-0	0-0	0-1	0-0	0-0
BENGALS	4-6	5-7	3-7	1-6	0-1

Dale Livingston: (35G, 22G), (49G, 43N), (30B, 32N, 11G, 39G), (41N, 21G, 37N), (44N, 52N), (15G), (19N), (49N, 37G), (28G, 42N, 16N), (29G, 23G, 16G, 28B, 27N), (12G), (—), (—), (—).

Rod Sherman: (—), (—), (—), (—), (—), (—), (—), (—), (—), (—), (—) (—), (—), (32N).

USUAL STARTERS

OFFENSE		DEFENSE	
SE	Warren McVea, Saint Saffold	LDE	Jim Griffin
LOT	Ernie Wright	LDT	Andy Rice
LG	Dave Middendorf	RDT	Bill Staley
C	Bob Johnson	RDE	Harry Gunner
RG	Pat Matson	LLB	Al Beauchamp
ROT	Howard Fest	MLB	Sherrill Headrick
TE	Bob Trumpy	RLB	Frank Buncom
FL	Rod Sherman	LHB	Fletcher Smith
QB	John Stofa	RHB	Charlie King
RB	Paul Robinson	LS	Jess Phillips
RB	Tom Smiley	RS	Bobby Hunt

DEFENSE	ST	AT	TT	SKS-YDS	INT-YDS	PD	FF	FR-YDS
(NA***)	—	—	—	—	—	—	—	—

PASSING	ATT	CMP	YDS	CMP%	YDS/ATT	TD	TD%	INT	INT%	LG	SKD-YDS	RAT
John Stofa	177	85	896	48.0	5.06	5	2.8	5	2.8	60	17-140	60.8
Dewey Warren	80	47	506	58.8	6.33	1	1.3	4	5.0	45t	10-69	60.7
Sam Wyche	55	35	494	63.6	8.98	2	3.6	2	3.6	80t	11-68	89.5
Rex Keeling	1	0	0	0.0	0.00	0	0.0	0	0.0	—	0-0	39.6
BENGALS	313	167	1896	53.4	6.06	8	2.6	11	3.5	80t	38-277	65.7
OPPONENTS	411	212	2903	51.6	7.06	25	6.1	10	2.4	58	32-283	84.6

* *NOTE: Time of possession was not recorded until 1977.*

** *NOTE: Overtime was not employed for regular-season games in the AFL.*

*** *NOTE: Regular-season defensive statistics were not kept regularly until 1976.*

1969 STATISTICS

RECORD: 4-9-1

HEAD COACH: PAUL BROWN

DATE	W-L	SCORE	OPPONENT	ATTENDANCE
9-14-69	W	27-21	MIAMI	25,335
9-21-69	W	34-20	SAN DIEGO	26,243
9-28-69	W	24-19	KANSAS CITY	27,812
10-4-69	L	14-21	at San Diego	52,748
10-12-69	L	7-21	N.Y. JETS	27,927
10-19-69	L	23-30	DENVER	27,920
10-26-69	L	22-42	at Kansas City	50,934
11-2-69	W	31-17	OAKLAND	27,927
11-9-69	T	31-31	at Houston	45,298
11-16-69	L	14-25	BOSTON	25,913
11-23-69	L	7-40	at N.Y. Jets	62,128
11-30-69	L	13-16	at Buffalo	35,122
12-7-69	L	17-37	at Oakland	54,427
12-14-69	L	16-27	at Denver	42,198

TEAM STATISTICS	BENGALS	OPPONENTS
TOTAL FIRST DOWNS	172	278
Rushing	66	135
Passing	95	130
Penalty	11	13
3rd Down: Made-Att.	—	—
3rd Down Pct.	—	—
4th Down: Made-Att.	—	—
4th Down Pct.	—	—
POSSESSION AVG.	(*NA)	(*NA)
TOTAL NET YARDS	3868	5337
Avg. Per Game	276.3	381.2
Total Plays	728	935
Avg. Per Play	5.3	5.7
NET YARDS RUSHING	1523	2651
Avg. Per Game	108.8	189.4
Total Rushes	363	523
NET YARDS PASSING	2345	2686
Avg. Per Game	167.5	191.9
Sacked-Yards Lost	57-375	16-180
Gross Yards	2720	2866
Att.-Completions	308-163	396-205
Completion Pct.	52.9	51.8
Had Intercepted	15	21
PUNTS-AVG.	85-38.8	55-41.4
Net Punting Avg.	—	—
PENALTIES-YARDS	50-556	72-824
FUMBLES-BALLS LOST	30-25	19-16
TOUCHDOWNS	33	42
Rushing	10	13
Passing	22	24
Returns	1	5

SCORE BY PERIODS	1	2	3	4	OT	PTS
BENGALS	48	92	72	68	(**NA)	280
OPPONENTS	78	130	68	91	(**NA)	367

SCORING	TD	TD-R	TD-P	TD-Rt	PAT	FG	S	PTS
Horst Muhlmann	0	0	0	0	32-33	16-24	0	80
Bob Trumpy	9	0	9	0	—	—	0	54
Eric Crabtree	7	0	7	0	—	—	0	42
Paul Robinson	4	4	0	0	—	—	0	24
Speedy Thomas	4	1	3	0	—	—	0	24
Jess Phillips	3	3	0	0	—	—	0	18
Chip Myers	2	0	2	0	—	—	0	12
Greg Cook	1	1	0	0	—	—	0	6
Bruce Coslet	1	0	1	0	—	—	0	6
Harry Gunner	1	0	0	1	—	—	0	6
Sam Wyche	1	1	0	0	—	—	0	6
(team)	—	—	—	—	—	—	1	2
BENGALS	33	10	22	1	32-33	16-24	1	280
OPPONENTS	42	13	24	5	41-42	24-46	1	367

Two-point conversions: None. BENGALS 0-0, OPPONENTS 0-0.

RUSHING	ATT	YDS	AVG	LG	TD
Jess Phillips	118	578	4.9	83	3
Paul Robinson	160	489	3.1	24	4
Greg Cook	25	148	5.9	30	1
Sam Wyche	12	107	8.9	22	1
Clem Turner	23	105	4.6	34	0
Essex Johnson	15	54	3.6	13	0
Dale Livingston	1	18	18.0	18	0
Speedy Thomas	4	16	4.0	16t	1
Ron Lamb	5	8	1.6	7	0
BENGALS	363	1523	4.2	83	10
OPPONENTS	523	2651	5.1	80t	13

RECEIVING	REC	YDS	AVG	LG	TD
Eric Crabtree	40	855	21.4	73t	7
Bob Trumpy	37	835	22.6	80t	9
Speedy Thomas	33	481	14.6	62	3
Paul Robinson	20	104	5.2	25	0
Jess Phillips	13	128	9.8	31	0
Chip Myers	10	205	20.5	50	2
Clem Turner	5	14	2.8	8	0
Ken Riley	2	15	7.5	17	0
Tommie Smith	1	41	41.0	41	0
Bruce Coslet	1	39	39.0	39t	1
Essex Johnson	1	3	3.0	3	0
BENGALS	163	2720	16.7	80t	22
OPPONENTS	205	2866	14.0	71	24

INTERCEPTIONS	NO	YDS	AVG	LG	TD
Fletcher Smith	4	67	16.8	29	0
Bobby Hunt	4	66	16.5	27	0
Ken Riley	4	66	16.5	66	0
Bill Peterson	4	23	5.8	17	0
Bill Bergey	2	62	31.0	58	0
Harry Gunner	1	70	70.0	70t	1
Al Beauchamp	1	8	8.0	8	0
John Guillory	1	0	0.0	0	0
BENGALS	21	362	17.2	70t	1
OPPONENTS	15	239	16.0	53	0

PUNTING	NO	YDS	AVG	NET	TB	IN-20	LG	BLK.
Dale Livingston	70	2769	39.6	—	5	—	55	1
Terry Swanson	12	459	38.3	—	1	—	55	0
Horst Muhlmann	2	38	19.0	—	0	—	38	1
Ron Lamb	1	29	29.0	—	0	—	29	0
BENGALS	85	3295	38.8	—	6	—	55	2
OPPONENTS	55	2275	41.4	—	—	—	57	—

PUNT RETURNS	NO	FC	YDS	AVG	LG	TD
Essex Johnson	17	6	85	5.0	17	0
Speedy Thomas	4	3	15	3.8	12	0
Al Coleman	1	0	0	0.0	0	0
John Guillory	1	0	0	0.0	0	0
Charlie King	0	0	^35	-—	35	0
Jack Gehrke	0	1	0	—	0	0
BENGALS	23	10	135	5.9	35	0
OPPONENTS	39	-—	297	7.6	—	0

^Lateral.

KICKOFF RETURNS	NO	YDS	AVG	LG	TD
Essex Johnson	16	362	22.6	51	0
Ken Riley	14	334	23.9	40	0
John Guillory	8	170	21.3	28	0
Paul Robinson	5	168	33.6	74	0
Ron Lamb	5	64	12.8	19	0
Jess Phillips	3	52	17.3	29	0
Clem Turner	3	15	5.0	13	0
Harry Gunner	1	0	0.0	0	0
BENGALS	55	1165	21.2	74	0
OPPONENTS	39	1065	27.3	105t	1

FIELD GOALS	1-19	20-29	30-39	40-49	50+
Horst Muhlmann	6-6	5-5	3-4	1-3	1-6
BENGALS	6-6	5-5	3-4	1-3	1-6

Horst Muhlmann: (21G, 21G), (17G, 59B, 50N, 23G), (38G), (50B), (51N, 47N), (10G), (35G, 27G), (16G, 37N), (18G), (55N), (—), (16G, 45N, 26G), (50G), (30G, 14G, 43G).

USUAL STARTERS

OFFENSE		DEFENSE	
WR	Eric Crabtree	LDE	Royce Berry
LOT	Ernie Wright	LDT	Andy Rice
LG	Ernie Park	RDT	Bill Staley
C	Bob Johnson	RDE	Steve Chomyszak
RG	Pat Matson,	LLB	Al Beauchamp
	Guy Dennis	MLB	Bill Bergey
ROT	Howard Fest	RLB	Bill Peterson
TE	Bob Trumpy	LCB	Fletcher Smith
WR	Speedy Thomas	RCB	Ken Riley
QB	Greg Cook	LS	Al Coleman
RB	Paul Robinson	RS	Bobby Hunt
RB	Jess Phillips		

DEFENSE	ST	AT	TT	SKS-YDS	INT-YDS	PD	FF	FR-YDS
(NA***)	—	—	—	—	—	—	—	—

PASSING	ATT	CMP	YDS	CMP%	YDS/ATT	TD	TD%	INT	INT%	LG	SKD-YDS	RAT
Greg Cook	197	106	1854	53.8	9.41	15	7.6	11	5.6	78t	29-195	88.3
Sam Wyche	108	54	838	50.0	7.76	7	6.5	4	3.7	80t	28-180	82.3
Dale Livingston	2	2	15	100.0	7.50	0	0.0	0	0.0	17	0-0	97.9
Jack Gehrke	1	1	13	100.0	13.00	0	0.0	0	0.0	13	0-0	118.8
BENGALS	308	163	2720	52.9	8.83	22	7.1	15	4.9	80t	57-375	86.5
OPPONENTS	396	205	2866	51.8	7.24	24	6.1	21	5.3	71	16-180	73.5

* *NOTE: Time of possession was not recorded until 1977.*

** *NOTE: Overtime was not employed for regular-season games in the AFL.*

*** *NOTE: Regular-season defensive statistics were not kept regularly until 1976.*

1970 STATISTICS

RECORD: 8-6-0

HEAD COACH: PAUL BROWN
(BENGALS WON AFC CENTRAL DIVISION; SEE POSTSEASON PORTION OF TEAM HISTORY SECTION FOR POSTSEASON STATS)

DATE	W-L	SCORE	OPPONENT	ATTENDANCE
9-20-70	W	31-21	OAKLAND	56,616
9-27-70	L	3-38	at Detroit	58,202
10-4-70	L	13-20	HOUSTON	55,094
10-11-70	L	27-30	at Cleveland	83,520
10-18-70	L	19-27	KANSAS CITY	57,265
10-25-70	L	0-20	at Washington	50,415
11-2-70	L	10-21	at Pittsburgh	38,968
11-8-70	W	43-14	at Buffalo	43,587
11-15-70	W	14-10	CLEVELAND	60,007
11-22-70	W	34-7	PITTSBURGH	59,276
11-29-70	W	26-6	NEW ORLEANS	59,342
12-6-70	W	17-14	at San Diego	41,461
12-13-70	W	30-20	at Houston	34,435
12-20-70	W	45-7	BOSTON	60,157

TEAM STATISTICS	BENGALS	OPPONENTS
TOTAL FIRST DOWNS	210	236
Rushing	100	87
Passing	97	131
Penalty	13	18
3rd Down: Made-Att.	—	—
3rd Down Pct.	—	—
4th Down: Made-Att.	—	—
4th Down Pct.	—	—
POSSESSION AVG.	(*NA)	(*NA)
TOTAL NET YARDS	3927	4178
Avg. Per Game	280.5	298.4
Total Plays	831	874
Avg. Per Play	4.7	4.8
NET YARDS RUSHING	2057	1543
Avg. Per Game	146.9	110.2
Total Rushes	461	418
NET YARDS PASSING	1870	2635
Avg. Per Game	133.6	188.2
Sacked-Yards Lost	31-227	28-250
Gross Yards	2097	2885
Att.-Completions	339-172	428-209
Completion Pct.	50.7	48.8
Had Intercepted	11	23
PUNTS-AVG.	79-46.2	80-43.8
Net Punting Avg.	—	—
PENALTIES-YARDS	71-831	81-784
FUMBLES-BALLS LOST	22-12	28-16
TOUCHDOWNS	34	31
Rushing	16	11
Passing	12	18
Returns	6	2

SCORE BY PERIODS	1	2	3	4	OT	PTS
BENGALS	56	111	85	60	(**NA)	312
OPPONENTS	49	82	52	72	(**NA)	255

SCORING	TD	TD-R	TD-P	TD-Rt	PAT	FG	S	PTS
Horst Muhlmann	0	0	0	0	33-33	25-37	0	108
Paul Robinson	7	6	1	0	—	—	0	42
Jess Phillips	5	4	1	0	—	—	0	30
Essex Johnson	4	2	2	0	—	—	0	24
Lemar Parrish	3	0	0	3	—	—	0	18
Royce Berry	2	0	0	2	—	—	0	12
Virgil Carter	2	2	0	0	—	—	0	12
Eric Crabtree	2	0	2	0	—	—	0	12
Speedy Thomas	2	0	2	0	—	—	0	12
Bob Trumpy	2	0	2	0	—	—	0	12
Sam Wyche	2	2	0	0	—	—	0	12
Al Beauchamp	1	0	0	1	—	—	0	6
Bruce Coslet	1	0	1	0	—	—	0	6
Chip Myers	1	0	1	0	—	—	0	6
BENGALS	34	16	12	6	33-34	25-37	0	312
OPPONENTS	31	11	18	2	31-31	12-24	1	255

Two-point conversions: (NA***).

RUSHING	ATT	YDS	AVG	LG	TD
Jess Phillips	163	648	4.0	76t	4
Paul Robinson	149	622	4.2	26t	6
Essex Johnson	65	273	4.2	26	2
Virgil Carter	34	246	7.2	73	2
Sam Wyche	19	118	6.2	23	2
Doug Dressler	18	77	4.3	17	0
Ron Lamb	6	35	5.8	16	0
Eric Crabtree	3	23	7.7	16	0
Dave Lewis	2	8	4.0	7	0
Speedy Thomas	2	7	3.5	13	0
BENGALS	461	2057	4.5	76t	16
OPPONENTS	418	1543	3.7	36	11

RECEIVING	REC	YDS	AVG	LG	TD
Chip Myers	32	542	16.9	56t	1
Jess Phillips	31	124	4.0	17	1
Bob Trumpy	29	480	16.6	53t	2
Speedy Thomas	21	257	12.2	27	2
Eric Crabtree	19	231	12.2	29	2
Paul Robinson	17	175	10.3	27	1
Essex Johnson	15	190	12.7	51t	2
Bruce Coslet	8	98	12.3	24	1
BENGALS	172	2097	12.2	56t	12
OPPONENTS	209	2885	13.8	87t	18

INTERCEPTIONS	NO	YDS	AVG	LG	TD
Lemar Parrish	5	28	5.6	19	0
Ken Riley	4	17	4.3	14	0
Ken Dyer	3	45	15.0	22	0
Bill Bergey	3	35	11.7	26	0
Kenny Graham	3	31	10.3	31	0
Fletcher Smith	3	17	5.7	17	0
Ken Avery	1	5	5.0	5	0
Al Beauchamp	1	2	2.0	2	0
BENGALS	23	180	7.8	31	0
OPPONENTS	11	150	13.6	37	0

PUNTING	NO	YDS	AVG	NET	TB	IN-20	LG	BLK.
Dave Lewis	79	3651	46.2	—	9	—	63	0
BENGALS	79	3651	46.2	—	9	—	63	0
OPPONENTS	80	3505	43.8	—	—	—	61	—

PUNT RETURNS	NO	FC	YDS	AVG	LG	TD
Lemar Parrish	23	15	194	8.4	79t	1
Essex Johnson	7	1	72	10.3	36	0
Speedy Thomas	4	10	20	5.0	11	0
Kenny Graham	1	2	41	41.0	41	0
Paul Robinson	1	0	0	0.0	0	0
Fletcher Smith	1	0	0	0.0	0	0
BENGALS	37	28	327	8.8	79t	1
OPPONENTS	48	11	392	8.2	63t	2

KICKOFF RETURNS	NO	YDS	AVG	LG	TD
Lemar Parrish	16	482	30.1	95t	1
Paul Robinson	14	363	25.9	36	0
Essex Johnson	3	68	22.7	31	0
Doug Dressler	4	48	12.0	22	0
Ron Lamb	2	41	20.5	21	0
BENGALS	39	1002	25.7	95t	1
OPPONENTS	33	774	23.5	51	0

FIELD GOALS	1-19	20-29	30-39	40-49	50+
Horst Muhlmann	4-4	5-7	9-11	3-9	4-6
BENGALS	4-4	5-7	9-11	3-9	4-6

Horst Muhlmann: (43N, 38G, 51N), (35G), (51G, 36G, 23B), (23G, 39N, 50G), (35N, 42G, 22N, 47N, 50G), (52N), (43G, 47N), (36G, 43G, 22G, 30G, 13G), (—), (13G, 17G), (11G, 35G, 34G, 22G, 49N), (45N, 40B, 53G), (25G, 30G, 25G), (37G).

USUAL STARTERS

OFFENSE		DEFENSE	
WR	Eric Crabtree, Chip Myers	LDE	Royce Berry
LOT	Ernie Wright	LDT	Mike Reid
LG	Rufus Mayes	RDT	Steve Chomyszak
C	Bob Johnson	RDE	Ron Carpenter
RG	Pat Matson	LLB	Al Beauchamp
ROT	Mike Wilson	MLB	Bill Bergey
TE	Bob Trumpy	RLB	Ken Avery
WR	Speedy Thomas	LCB	Lemar Parrish
QB	Virgil Carter	RCB	Ken Riley
RB	Paul Robinson	LS	Fletcher Smith
RB	Jess Phillips	RS	Ken Dyer, Al Coleman

DEFENSE	ST	AT	TT	SKS-YDS	INT-YDS	PD	FF	FR-YDS
(NA^)	—	—	—	—	—	—	—	—

PASSING	ATT	CMP	YDS	CMP%	YDS/ATT	TD	TD%	INT	INT%	LG	SKD-YDS	RAT
Virgil Carter	278	143	1647	51.4	5.92	9	3.2	9	3.2	56t	21-154	66.9
Sam Wyche	57	26	411	45.6	7.21	3	5.3	2	3.5	51t	10-73	73.1
Dave Lewis	4	3	39	75.0	9.75	0	0.0	0	0.0	18	0-0	105.2
BENGALS	339	172	2097	50.7	6.19	12	3.5	11	3.2	56t	31-227	68.4
OPPONENTS	428	209	2885	48.8	6.74	18	4.2	23	5.4	87t	28-250	62.5

* *NOTE: Time of possession was not recorded until 1977.*

** *NOTE: Overtime was not employed for regular-season games in the NFL until 1974.*

*** *NOTE: The two-point conversion was not instituted in the NFL until 1994.*

^ *NOTE: Regular-season defensive statistics were not kept regularly until 1976.*

1971 STATISTICS

RECORD: 4-10-0

HEAD COACH: PAUL BROWN

DATE	W-L	SCORE	OPPONENT	ATTENDANCE
9-19-71	W	37-14	PHILADELPHIA	55,880
9-26-71	L	10-21	at Pittsburgh	48,448
10-3-71	L	17-20	at Green Bay	56,263
10-10-71	L	13-23	MIAMI	60,099
10-17-71	L	24-27	CLEVELAND	60,284
10-24-71	L	27-31	at Oakland	54,699
10-31-71	L	6-10	at Houston	37,947
11-7-71	L	6-9	ATLANTA	59,604
11-14-71	W	24-10	at Denver	51,200
11-21-71	W	28-13	HOUSTON	59,390
11-28-71	W	31-0	SAN DIEGO	59,580
12-5-71	L	27-31	at Cleveland	82,705
12-12-71	L	13-21	PITTSBURGH	60,022
12-19-71	L	21-35	at N.Y. Jets	63,151

TEAM STATISTICS	BENGALS	OPPONENTS
TOTAL FIRST DOWNS	236	213
Rushing	109	93
Passing	115	102
Penalty	12	18
3rd Down: Made-Att.	—	—
3rd Down Pct.	—	—
4th Down: Made-Att.	—	—
4th Down Pct.	—	—
POSSESSION AVG.	(*NA)	(*NA)
TOTAL NET YARDS	4266	3906
Avg. Per Game	304.7	279.0
Total Plays	867	811
Avg. Per Play	4.9	4.8
NET YARDS RUSHING	2142	1778
Avg. Per Game	153.0	127.0
Total Rushes	462	446
NET YARDS PASSING	2124	2128
Avg. Per Game	151.7	152.0
Sacked-Yards Lost	40-303	30-254
Gross Yards	2427	2382
Att.-Completions	365-214	335-157
Completion Pct.	58.6	46.9
Had Intercepted	11	27
PUNTS-AVG.	73-44.7	73-40.9
Net Punting Avg.	—	—
PENALTIES-YARDS	82-921	72-722
FUMBLES-BALLS LOST	29-12	21-12
TOUCHDOWNS	32	32
Rushing	14	11
Passing	15	19
Returns	3	2

SCORE BY PERIODS	1	2	3	4	OT	PTS
BENGALS	58	64	91	71	(**NA)	284
OPPONENTS	44	71	48	102	(**NA)	265

SCORING	TD	TD-R	TD-P	TD-Rt	PAT	FG	S	PTS
Horst Muhlmann	0	0	0	0	31-31	20-36	0	91
Fred Willis	7	7	0	0	—	—	0	42
Essex Johnson	6	4	2	0	—	—	0	36
Bruce Coslet	4	0	4	0	—	—	0	24
Bob Trumpy	3	0	3	0	—	—	0	18
Eric Crabtree	2	0	2	0	—	—	0	12
Lemar Parrish	2	0	0	2	—	—	0	12
Speedy Thomas	2	0	2	0	—	—	0	12
Ken Anderson	1	1	0	0	—	—	0	6
Al Beauchamp	1	0	0	1	—	—	0	6
Doug Dressler	1	1	0	0	—	—	0	6
Chip Myers	1	0	1	0	—	—	0	6
Jess Phillips	1	0	1	0	—	—	0	6
Paul Robinson	1	1	0	0	—	—	0	6
Virgil Carter	0	0	0	0	^1	—	0	1
BENGALS	32	14	15	3	32-32	20-36	0	284
OPPONENTS	32	11	19	2	31-32	14-22	0	265

^PAT scored on a run.

Two-point conversions: (NA***).

RUSHING	ATT	YDS	AVG	LG	TD
Fred Willis	135	590	4.4	36	7
Essex Johnson	85	522	6.1	86t	4
Jess Phillips	94	420	4.5	31	0
Paul Robinson	49	213	4.3	17	1
Doug Dressler	54	204	3.8	13	1
Ken Anderson	22	125	5.7	16	1
Virgil Carter	8	42	5.3	19	0
Ron Lamb	5	13	2.6	7	0
Sandy Durko	1	7	7.0	7	0
Dave Lewis	6	6	1.0	9	0
Eric Crabtree	1	1	1.0	1	0
Speedy Thomas	2	-1	-0.5	0	0
BENGALS	462	2142	4.6	86t	14
OPPONENTS	446	1778	4.0	63t	11

RECEIVING	REC	YDS	AVG	LG	TD
Bob Trumpy	40	531	13.3	44	3
Chip Myers	27	286	10.6	20	1
Fred Willis	24	223	9.3	29	0
Speedy Thomas	22	327	14.9	90t	2
Jess Phillips	22	125	5.7	19	1
Bruce Coslet	21	356	17.0	71t	4
Doug Dressler	19	145	7.6	26	0
Essex Johnson	14	258	18.4	67t	2
Eric Crabtree	14	102	7.3	22	2
Paul Robinson	8	47	5.9	16	0
Ed Marshall	2	18	9.0	10	0
Mike Kelly	1	9	9.0	9	0
BENGALS	214	2427	11.3	90t	15
OPPONENTS	157	2382	15.2	74t	19

INTERCEPTIONS	NO	YDS	AVG	LG	TD
Lemar Parrish	7	105	15.0	65t	1
Al Beauchamp	6	53	8.8	18t	1
Ken Riley	5	22	4.4	21	0
Sandy Durko	4	46	11.5	25	0
Bill Bergey	1	16	16.0	16	0
Bill Peterson	1	16	16.0	16	0
Al Coleman	1	15	15.0	15	0
Neal Craig	1	0	0.0	0	0
Fletcher Smith	1	0	0.0	0	0
BENGALS	27	273	10.1	65t	2
OPPONENTS	11	219	19.9	48t	1

PUNTING	NO	YDS	AVG	NET	TB	IN-20	LG	BLK.
Dave Lewis	72	3229	44.8	—	8	—	56	0
Doug Dressler	1	34	34.0	—	0	—	34	0
BENGALS	73	3263	44.7	—	8	—	56	0
OPPONENTS	73	2988	40.9	—	—	—	—	—

PUNT RETURNS	NO	FC	YDS	AVG	LG	TD
Lemar Parrish	12	9	93	7.8	47	0
Sandy Durko	6	11	14	2.3	7	0
Speedy Thomas	4	4	10	2.5	7	0
Essex Johnson	3	5	28	9.3	14	0
BENGALS	25	29	145	5.8	47	0
OPPONENTS	41	—	304	7.4	—	1

KICKOFF RETURNS	NO	YDS	AVG	LG	TD
Paul Robinson	18	335	18.6	37	0
Lemar Parrish	13	296	22.8	30	0
Fred Willis	4	81	20.3	32	0
Jess Phillips	2	49	24.5	31	0
Ron Lamb	2	42	21.0	25	0
Essex Johnson	2	40	20,0	21	0
Doug Dressler	1	20	20.0	20	0
Mike Kelly	1	0	0.0	0	0
BENGALS	43	863	20.1	37	0
OPPONENTS	39	1024	26.3	—	0

FIELD GOALS	1-19	20-29	30-39	40-49	50+
Horst Muhlmann	6-6	5-8	4-9	4-10	1-3
BENGALS	6-6	5-8	4-9	4-10	1-3

Horst Muhlmann: (26G, 34N, 36G, 35G), (45N, 33G, 51N), (26G), (16G, 27N, 9G), (12G), (11G, 37B, 36G), (45G, 46G, 27N, 32N), (30N, 51G, 24G), (14G, 48N), (—), (40G, 35N, 43N), (52N, 46G, 24G), (27N, 18G, 22G), (43N, 49N, 44N).

USUAL STARTERS

OFFENSE		DEFENSE	
WR	Eric Crabtree,	LDE	Royce Berry
	Chip Myers	LDT	Mike Reid
LOT	Ernie Wright,	RDT	Steve Chomyszak
	Rufus Mayes	RDE	Ron Carpenter
LG	Howard Fest	LLB	Al Beauchamp
C	Bob Johnson	MLB	Bill Bergey
RG	Pat Matson	RLB	Ken Avery
ROT	Vernon Holland	LCB	Lemar Parrish
TE	Bob Trumpy,	RCB	Ken Riley
	Bruce Coslet	LS	Fletcher Smith,
WR	Speedy Thomas,		Neal Craig
	Bob Trumpy	RS	Sandy Durko
QB	Virgil Carter		
RB	Paul Robinson		
RB	Jess Phillips		

DEFENSE	ST	AT	TT	SKS-YDS	INT-YDS	PD	FF	FR-YDS
(NA^^)	—	—	—	—	—	—	—	—

PASSING	ATT	CMP	YDS	CMP%	YDS/ATT	TD	TD%	INT	INT%	LG	SKD-YDS	RAT
Virgil Carter	222	138	1624	62.2	7.32	10	4.5	7	3.2	90t	13-122	86.2
Ken Anderson	131	72	777	55.0	5.93	5	3.8	4	3.1	44	23-159	72.6
Dave Lewis	10	3	18	30.0	1.80	0	0.0	0	0.0	13	4-22	39.6
Fred Willis	2	1	8	50.0	4.00	0	0.0	0	0.0	8	0-0	60.4
BENGALS	365	214	2427	58.6	6.65	15	4.1	11	3.0	90t	40-303	79.8
OPPONENTS	335	157	2382	46.9	7.11	19	5.7	27	8.1	74t	30-254	56.1

* *NOTE: Time of possession was not recorded until 1977.*

** *NOTE: Overtime was not employed for regular-season games in the NFL until 1974.*

*** *NOTE: The two-point conversion was not instituted in the NFL until 1994.*

^^ *NOTE: Regular-season defensive statistics were not kept regularly until 1976.*

1972 STATISTICS

RECORD: 8-6-0

HEAD COACH: PAUL BROWN

DATE	W-L	SCORE	OPPONENT	ATTENDANCE
9-17-72	W	31-7	at New England	60,999
9-24-72	W	15-10	PITTSBURGH	54,292
10-1-72	L	6-27	at Cleveland	81,564
10-8-72	W	21-10	DENVER	55,812
10-15-72	W	23-16	at Kansas City	79,068
10-22-72	L	12-15	at Los Angeles	73,385
10-29-72	W	30-7	HOUSTON	59,409
11-5-72	L	17-40	at Pittsburgh	50,350
11-12-72	L	14-20	OAKLAND	59,485
11-19-72	L	19-20	BALTIMORE	49,512
11-26-72	W	13-3	at Chicago	55,701
12-3-72	W	13-10	N.Y. GIANTS	59,523
12-9-72	L	24-27	CLEVELAND	59,524
12-17-72	W	61-17	at Houston	32,482

TEAM STATISTICS	BENGALS	OPPONENTS
TOTAL FIRST DOWNS	255	207
Rushing	112	98
Passing	122	92
Penalty	21	17
3rd Down: Made-Att.	—	—
3rd Down Pct.	—	—
4th Down: Made-Att.	—	—
4th Down Pct.	—	—
POSSESSION AVG.	(*NA)	(*NA)
TOTAL NET YARDS	4317	3552
Avg. Per Game	308.4	253.7
Total Plays	899	794
Avg. Per Play	4.8	4.5
NET YARDS RUSHING	1996	1815
Avg. Per Game	142.6	129.6
Total Rushes	491	406
NET YARDS PASSING	2321	1737
Avg. Per Game	165.8	124.1
Sacked-Yards Lost	24-192	38-296
Gross Yards	2513	2033
Att.-Completions	384-219	350-167
Completion Pct.	57.0	47.7
Had Intercepted	11	20
PUNTS-AVG.	66-42.1	84-42.4
Net Punting Avg.	—	—
PENALTIES-YARDS	76-738	69-581
FUMBLES-BALLS LOST	28-18	30-9
TOUCHDOWNS	31	24
Rushing	16	11
Passing	10	11
Returns	5	2

SCORE BY PERIODS	1	2	3	4	OT	PTS
BENGALS	36	62	99	102	(**NA)	299
OPPONENTS	37	79	42	71	(**NA)	229

SCORING	TD	TD-R	TD-P	TD-Rt	PAT	FG	S	PTS
Horst Muhlmann	0	0	0	0	30-31	27-40	0	111
Doug Dressler	7	6	1	0	—	—	0	42
Essex Johnson	6	4	2	0	—	—	0	36
Ken Anderson	3	3	0	0	—	—	0	18
Chip Myers	3	0	3	0	—	—	0	18
Lemar Parrish	3	0	0	3	—	—	0	18
Virgil Carter	2	2	0	0	—	—	0	12
Bob Trumpy	2	0	2	0	—	—	0	12
Tommy Casanova	1	0	0	1	—	—	0	6
Bruce Coslet	1	0	1	0	—	—	0	6
Neal Craig	1	0	0	1	—	—	0	6
Jess Phillips	1	1	0	0	—	—	0	6
Speedy Thomas	1	0	1	0	—	—	0	6
Sherman White	0	0	0	0	—	—	1	2
BENGALS	31	16	10	5	30-31	27-40	1	299
OPPONENTS	24	11	11	2	23-24	20-29	1	229

Two-point conversions: (NA***).

RUSHING	ATT	YDS	AVG	LG	TD
Essex Johnson	212	825	3.9	19	4
Doug Dressler	128	565	4.4	43t	6
Jess Phillips	48	207	4.3	20	1
Fred Willis	42	127	3.0	12	0
Ken Anderson	22	94	4.3	18	3
Paul Robinson	21	94	4.5	15	0
Virgil Carter	12	57	4.8	14	2
Dave Lewis	1	15	15.0	15	0
Steve Conley	3	8	2.7	5	0
Charlie Joiner	1	2	2.0	2	0
Reece Morrison	1	2	2.0	2	0
BENGALS	491	1996	4.1	43t	16
OPPONENTS	406	1815	4.5	41	11

RECEIVING	REC	YDS	AVG	LG	TD
Chip Myers	57	792	13.9	42	3
Bob Trumpy	44	500	11.4	38	2
Doug Dressler	39	348	8.9	33	1
Essex Johnson	29	420	14.5	65t	2
Speedy Thomas	17	171	10.1	18	1
Jess Phillips	10	50	5.0	15	0
Fred Willis	9	46	5.1	10	0
Charlie Joiner	8	133	16.6	25	0
Bruce Coslet	5	48	9.6	17	1
Drew Buie	1	5	5.0	5	0
BENGALS	219	2513	11.5	65t	10
OPPONENTS	167	2033	12.2	68t	11

INTERCEPTIONS	NO	YDS	AVG	LG	TD
Tommy Casanova	5	108	21.6	33	0
Lemar Parrish	5	90	18.0	33t	2
Doug Adams	3	44	14.7	19	0
Ken Riley	3	0	0.0	0	0
Neal Craig	2	76	38.0	63t	1
Al Beauchamp	1	8	8.0	8	0
Bernard Jackson	1	0	0.0	0	0
BENGALS	20	326	16.3	63t	3
OPPONENTS	11	70	6.4	28	0

PUNTING	NO	YDS	AVG	NET	TB	IN-20	LG	BLK.
Dave Lewis	66	2777	42.1	—	6	—	60	0
BENGALS	66	2777	42.1	—	6	—	60	0
OPPONENTS	84	3559	42.4	—	—	—	62	0

PUNT RETURNS	NO	FC	YDS	AVG	LG	TD
Tommy Casanova	30	19	289	9.6	66t	1
Lemar Parrish	15	2	141	9.4	51t	1
Essex Johnson	2	0	7	3.5	7	0
BENGALS	47	21	437	9.3	66t	2
OPPONENTS	26	16	152	5.8	54	0

KICKOFF RETURNS	NO	YDS	AVG	LG	TD
Bernard Jackson	21	509	24.2	62	0
Lemar Parrish	15	348	23.2	45	0
Charlie Joiner	5	88	17.6	25	0
Tommy Casanova	1	34	34.0	34	0
Dave Lewis	1	15	15.0	15	0
Essex Johnson	1	13	13.0	13	0
Guy Dennis	1	11	11.0	11	0
Mike Kelly	1	0	0.0	0	0
BENGALS	46	1018	22.1	62	0
OPPONENTS	44	984	22.4	34	0

FIELD GOALS	1-19	20-29	30-39	40-49	50+
Muhlmann	6-7	6-10	9-12	5-8	1-3
BENGALS	6-7	6-10	9-12	5-8	1-3

Horst Muhlmann: (51B, 38G), (32G, 20G, 32G, 34G, 41G), (14G, 26G, 28N, 30N), (49N), (46G, 16G, 12G), (25G, 26N, 21N, 17N), (10G, 42G, 33G), (37G), (21B, 35B), (25G, 40G), (39G, 14G, 39N), (50N, 27G, 40N, 47N, 18G), (31G), (51G, 46G, 24G, 32G).

USUAL STARTERS

OFFENSE		DEFENSE	
WR	Speedy Thomas	LDE	Royce Berry
LOT	Stan Walters	LDT	Mike Reid
LG	Howard Fest	RDT	Steve Chomyszak
C	Bob Johnson	RDE	Sherman White
RG	Pat Matson	LLB	Al Beauchamp
ROT	Vernon Holland	MLB	Bill Bergey
TE	Bob Trumpy	RLB	Ken Avery
WR	Chip Myers	LCB	Lemar Parrish
QB	Ken Anderson	RCB	Ken Riley
RB	Essex Johnson	LS	Neal Craig
RB	Doug Dressler	RS	Tommy Casanova

DEFENSE	ST	AT	TT	SKS-YDS	INT-YDS	PD	FF	FR-YDS
(NA^)	—	—	—	—	—	—	—	—

PASSING	ATT	CMP	YDS	CMP%	YDS/ATT	TD	TD%	INT	INT%	LG	SKD-YDS	RAT
Ken Anderson	301	171	1918	56.8	6.37	7	2.3	7	2.3	65t	18-155	74.0
Virgil Carter	82	47	579	57.3	7.06	3	3.7	4	4.9	36	6-37	71.1
Fred Willis	1	1	16	100.0	16.00	0	0.0	0	0.0	16	0-0	118.8
BENGALS	384	219	2513	57.0	6.54	10	2.6	11	2.9	65t	24-192	73.6
OPPONENTS	350	167	2033	47.7	5.81	11	3.1	20	5.7	68	38-296	52.7

* *NOTE: Time of possession was not recorded until 1977.*

** *NOTE: Overtime was not employed for regular-season games in the NFL until 1974.*

*** *NOTE: The two-point conversion was not instituted in the NFL until 1994.*

^ *NOTE: Regular-season defensive statistics were not kept regularly until 1976.*

1973 STATISTICS

RECORD: 10-4-0

HEAD COACH: PAUL BROWN
(BENGALS WON AFC CENTRAL DIVISION; SEE POSTSEASON PORTION OF TEAM HISTORY SECTION FOR POSTSEASON STATS)

DATE	W-L	SCORE	OPPONENT	ATTENDANCE
9-16-73	L	10-28	at Denver	49,059
9-23-73	W	24-10	HOUSTON	51,823
9-30-73	W	20-13	at San Diego	46,733
10-7-73	L	10-17	at Cleveland	70,805
10-14-73	W	19-7	PITTSBURGH	55,819
10-21-73	W	14-6	KANSAS CITY	56,397
10-28-73	L	13-20	at Pittsburgh	45,761
11-4-73	L	10-38	at Dallas	54,944
11-11-73	W	16-13	at Buffalo	76,927
11-18-73	W	20-14	N.Y. JETS	55,745
11-25-73	W	42-24	ST. LOUIS	50,918
12-2-73	W	27-0	MINNESOTA	57,859
12-9-73	W	34-17	CLEVELAND	58,266
12-16-73	W	27-24	at Houston	21,955

TEAM STATISTICS	BENGALS	OPPONENTS
TOTAL FIRST DOWNS	252	219
Rushing	124	109
Passing	108	97
Penalty	20	13
3rd Down: Made-Att.	—	—
3rd Down Pct.	—	—
4th Down: Made-Att.	—	—
4th Down Pct.	—	—
POSSESSION AVG.	(*NA)	(*NA)
TOTAL NET YARDS	4512	3705
Avg. Per Game	322.3	264.6
Total Plays	871	840
Avg. Per Play	5.2	4.4
NET YARDS RUSHING	2236	1807
Avg. Per Game	159.7	129.1
Total Rushes	515	459
NET YARDS PASSING	2276	1898
Avg. Per Game	162.6	135.6
Sacked-Yards Lost	24-163	43-342
Gross Yards	2439	2240
Att.-Completions	332-180	338-182
Completion Pct.	54.2	53.8
Had Intercepted	12	18
PUNTS-AVG.	68-41.0	77-41.7
Net Punting Avg.	—	—
PENALTIES-YARDS	83-799	78-710
FUMBLES-BALLS LOST	25-14	31-16
TOUCHDOWNS	32	27
Rushing	13	15
Passing	18	9
Returns	1	3

SCORE BY PERIODS	1	2	3	4	OT	PTS
BENGALS	39	100	79	68	(**NA)	286
OPPONENTS	50	61	58	62	(**NA)	231

SCORING	TD	TD-R	TD-P	TD-Rt	PAT	FG	S	PTS
Horst Muhlmann	0	0	0	0	31-32	21-31	0	94
Isaac Curtis	9	0	9	0	—	—	0	54
Boobie Clark	8	8	0	0	—	—	0	48
Essex Johnson	7	4	3	0	—	—	0	42
Bob Trumpy	5	0	5	0	—	—	0	30
Lenvil Elliott	2	1	1	0	—	—	0	12
Lemar Parrish	1	0	0	1	—	—	0	6
BENGALS	32	13	18	1	31-32	21-31	0	286
OPPONENTS	27	15	9	3	27-27	14-23	0	231

Two-point conversions: (NA***).

RUSHING	ATT	YDS	AVG	LG	TD
Essex Johnson	195	997	5.1	46	4
Boobie Clark	254	988	3.9	26	8
Lenvil Elliott	22	122	5.5	15	1
Ken Anderson	26	97	3.7	17	0
Joe Wilson	10	39	3.9	11	0
Reece Morrison	3	11	3.7	8	0
Dave Lewis	3	-7	-2.3	5	0
Isaac Curtis	2	-11	-5.5	1	0
BENGALS	515	2236	4.3	46	13
OPPONENTS	459	1807	3.9	52	15

RECEIVING	REC	YDS	AVG	LG	TD
Isaac Curtis	45	843	18.7	77t	9
Boobie Clark	45	347	7.7	39	0
Bob Trumpy	29	435	15.0	53	5
Essex Johnson	28	356	12.7	78t	3
Charlie Joiner	13	214	16.5	26	0
Bruce Coslet	9	123	13.7	18	0
Chip Myers	7	77	11.0	18	0
Tim George	2	28	14.0	19	0
Lenvil Elliott	1	12	12.0	12t	1
Reece Morrison	1	4	4.0	4	0
BENGALS	180	2439	13.6	78t	18
OPPONENTS	182	2240	12.3	67	9

INTERCEPTIONS	NO	YDS	AVG	LG	TD
Tommy Casanova	4	33	8.3	16	0
Bill Bergey	3	50	16.7	22	0
Al Beauchamp	3	4	1.3	4	0
Neal Craig	2	52	26.0	30	0
Lemar Parrish	2	10	5.0	10	0
Ken Riley	2	2	1.0	5	0
Ken Avery	1	15	15.0	15	0
Bernard Jackson	1	0	0.0	0	0
BENGALS	18	166	9.2	30	0
OPPONENTS	12	198	16.5	37	1

PUNTING	NO	YDS	AVG	NET	TB	IN-20	LG	BLK.
Dave Lewis	68	2790	41.0	—	4	—	60	0
BENGALS	68	2790	41.0	—	4	—	60	0
OPPONENTS	77	3214	41.7	—	—	—	—	—

PUNT RETURNS	NO	FC	YDS	AVG	LG	TD
Lemar Parrish	25	1	200	8.0	47	0
Tommy Casanova	15	6	119	7.9	27	0
Lyle Blackwood	4	5	12	3.0	4	0
Dave Lewis	1	2	2	2.0	2	0
BENGALS	45	14	333	7.4	47	0
OPPONENTS	27	—	123	4.6	—	0

KICKOFF RETURNS	NO	YDS	AVG	LG	TD
Bernard Jackson	21	520	24.8	41	0
Joe Wilson	8	173	21.6	27	0
Lemar Parrish	7	143	20.4	29	0
Dave Lewis	2	40	20.0	27	0
Bruce Coslet	1	0	0.0	0	0
BENGALS	39	876	22.5	41	0
OPPONENTS	42	1170	27.9	103t	1

FIELD GOALS	1-19	20-29	30-39	40-49	50+
Horst Muhlmann	5-5	6-7	5-9	4-6	1-4
BENGALS	5-5	6-7	5-9	4-6	1-4

Horst Muhlmann: (21G), (39N, 27G, 51N), (42N, 34N, 26N), (38G), (41G, 20G, 52N, 20G, 19G), (32N, 57N), (41G, 17G), (29G), (35G, 33N, 36G, 47N, 33G), (16G, 51G), (—), (22G, 38G), (45G, 10G), (40G, 11G).

USUAL STARTERS

OFFENSE		DEFENSE	
WR	Tim George,	LDE	Royce Berry
	Charlie Joiner,	LDT	Mike Reid
	Chip Myers	RDT	Ron Carpenter
LOT	Rufus Mayes	RDE	Sherman White
LG	Howard Fest	LLB	Al Beauchamp
C	Bob Johnson	MLB	Bill Bergey
RG	Pat Matson	RLB	Ron Pritchard
ROT	Vernon Holland	LCB	Lemar Parrish
TE	Bob Trumpy	RCB	Ken Riley
WR	Isaac Curtis	LS	Neal Craig
QB	Ken Anderson	RS	Tommy Casanova
HB	Essex Johnson		
FB	Boobie Clark		

DEFENSE	ST	AT	TT	SKS-YDS	INT-YDS	PD	FF	FR-YDS
(NA^)	—	—	—	—	—	—	—	—

PASSING	ATT	CMP	YDS	CMP%	YDS/ATT	TD	TD%	INT	INT%	LG	SKD-YDS	RAT
Ken Anderson	329	179	2428	54.4	7.38	18	5.5	12	3.6	78t	24-163	81.2
Greg Cook	3	1	11	33.3	3.67	0	0.0	0	0.0	11	0-0	45.1
BENGALS	332	180	2439	54.2	7.35	18	5.4	12	3.6	78t	24-163	80.9
OPPONENTS	338	182	2240	53.8	6.63	9	2.7	18	5.3	67	43-342	61.3

* *NOTE: Time of possession was not recorded until 1977.*

** *NOTE: Overtime was not employed for regular-season games in the NFL until 1974.*

*** *NOTE: The two-point conversion was not instituted in the NFL until 1994.*

^ *NOTE: Regular-season defensive statistics were not kept regularly until 1976.*

1974 STATISTICS

RECORD: 7-7-0

HEAD COACH: PAUL BROWN

DATE	W-L	SCORE	OPPONENT	ATTENDANCE
9-15-74	W	33-7	CLEVELAND	53,113
9-22-74	L	17-20	SAN DIEGO	51,178
9-29-74	W	21-3	at San Francisco	49,895
10-6-74	W	28-17	WASHINGTON	56,175
10-13-74	W	34-24	at Cleveland	70,897
10-20-74	L	27-30	at Oakland	51,821
10-27-74	L	21-34	HOUSTON	55,434
11-3-74	W	24-14	at Baltimore	36,110
11-10-74	W	17-10	PITTSBURGH	57,532
11-17-74	L	3-20	at Houston	44,054
11-24-74	W	33-6	KANSAS CITY	49,777
12-2-74	L	3-24	at Miami	71,962
12-8-74	L	19-23	DETROIT	45,159
12-14-74	L	3-27	at Pittsburgh	42,878

TEAM STATISTICS	BENGALS	OPPONENTS
TOTAL FIRST DOWNS	260	256
Rushing	115	127
Passing	131	109
Penalty	14	20
3rd Down: Made-Att.	—	—
3rd Down Pct.	—	—
4th Down: Made-Att.	—	—
4th Down Pct.	—	—
POSSESSION AVG.	(*NA)	(*NA)
TOTAL NET YARDS	4489	3942
Avg. Per Game	320.6	281.6
Total Plays	835	892
Avg. Per Play	5.4	4.4
NET YARDS RUSHING	1978	2152
Avg. Per Game	141.3	153.7
Total Rushes	445	497
NET YARDS PASSING	2511	1790
Avg. Per Game	179.4	127.9
Sacked-Yards Lost	37-293	36-320
Gross Yards	2804	2110
Att.-Completions	353-224	359-186
Completion Pct.	63.5	51.8
Had Intercepted	13	9
PUNTS-AVG.	66-40.9	81-37.8
Net Punting Avg.	—	—
PENALTIES-YARDS	78-653	77-640
FUMBLES-BALLS LOST	27-18	23-11
TOUCHDOWNS	36	30
Rushing	14	16
Passing	18	13
Returns	4	1

SCORE BY PERIODS	1	2	3	4	OT	PTS
BENGALS	50	95	60	78	0	283
OPPONENTS	37	63	70	89	0	259

SCORING	TD	TD-R	TD-P	TD-Rt	PAT	FG	S	PTS
Horst Muhlmann	0	0	0	0	32-35	11-18	0	65
Isaac Curtis	10	0	10	0	—	—	0	60
Boobie Clark	6	5	1	0	—	—	0	36
Ed Williams	4	3	1	0	—	—	0	24
Lemar Parrish	3	0	0	3	—	—	0	18
Ken Anderson	2	2	0	0	—	—	0	12
Doug Dressler	2	2	0	0	—	—	0	12
Lenvil Elliott	2	1	1	0	—	—	0	12
Bob Trumpy	2	0	2	0	—	—	0	12
Wayne Clark	1	1	0	0	—	—	0	6
Essex Johnson	1	0	1	0	—	—	0	6
Charlie Joiner	1	0	1	0	—	—	0	6
Bob Maddox	1	0	0	1	—	—	0	6
Chip Myers	1	0	1	0	—	—	0	6
Ron Carpenter	0	0	0	0	—	—	1	2
BENGALS	36	14	18	4	32-36	11-18	1	283
OPPONENTS	30	16	13	1	28-30	17-22	0	259

Two-point conversions: (NA**).

RUSHING	ATT	YDS	AVG	LG	TD
Charlie Davis	72	375	5.2	29	0
Lenvil Elliott	68	345	5.1	26	1
Ken Anderson	43	314	7.3	20	2
Boobie Clark	99	312	3.2	22	5
Doug Dressler	72	255	3.5	17	2
Ed Williams	58	238	4.1	18	3
Isaac Curtis	8	62	7.8	20	0
Essex Johnson	19	44	2.3	11	0
Charlie Joiner	4	20	5.0	8	0
Wayne Clark	1	8	8.0	8t	1
John McDaniel	1	5	5.0	5	0
BENGALS	445	1978	4.4	29	14
OPPONENTS	497	2152	4.3	54	16

RECEIVING	REC	YDS	AVG	LG	TD
Chip Myers	32	383	12.0	22	1
Isaac Curtis	30	633	21.1	77t	10
Doug Dressler	29	196	6.8	23	0
Charlie Joiner	24	390	16.3	65t	1
Boobie Clark	23	194	8.4	23	1
Bob Trumpy	21	330	15.7	41	2
Charlie Davis	19	171	9.0	32	0
Lenvil Elliott	18	187	10.4	28t	1
Ed Williams	13	98	7.5	19t	1
Essex Johnson	8	85	10.6	27t	1
John McDaniel	2	79	39.5	60	0
Bruce Coslet	2	24	12.0	18	0
Bernard Jackson	1	22	22.0	22	0
Al Chandler	1	9	9.0	9	0
Bob Johnson	1	3	3.0	3	0
BENGALS	224	2804	12.5	77t	18
OPPONENTS	186	2110	11.3	64	13

INTERCEPTIONS	NO	YDS	AVG	LG	TD
Ken Riley	5	33	6.6	19	0
Tommy Casanova	2	26	13.0	26	0
Al Beauchamp	1	34	34.0	34	0
Bernard Jackson	1	17	17.0	17	0
BENGALS	9	110	12.2	34	0
OPPONENTS	13	140	10.8	40	0

PUNTING	NO	YDS	AVG	NET	TB	IN-20	LG	BLK.
Dave Green	66	2701	40.9	—	10	—	53	0
BENGALS	66	2701	40.9	—	10	—	53	0
OPPONENTS	81	3061	37.8	—	—	—	—	—

PUNT RETURNS	NO	FC	YDS	AVG	LG	TD
Tommy Casanova	24	2	265	11.0	74	0
Lemar Parrish	18	1	338	18.8	90t	2
Lyle Blackwood	10	3	29	2.9	11	0
BENGALS	52	6	632	12.2	90t	2
OPPONENTS	41	—	457	11.1	—	0

KICKOFF RETURNS	NO	YDS	AVG	LG	TD
Bernard Jackson	29	682	23.5	45	0
Charlie Davis	12	243	20.3	28	0
John McDaniel	3	64	21.3	24	0
Tommy Casanova	1	48	48.0	48	0
Lemar Parrish	2	36	18.0	21	0
Ed Williams	2	33	16.5	22	0
Doug Dressler	3	32	10.7	18	0
Lyle Blackwood	1	17	17.0	17	0
Lenvil Elliott	1	2	2.0	2	0
BENGALS	54	1157	21.4	48	0
OPPONENTS	55	1198	21.8	—	0

FIELD GOALS	1-19	20-29	30-39	40-49	50+
Horst Muhlmann	1-1	2-2	5-9	3-6	0-0
BENGALS	1-1	2-2	5-9	3-6	0-0

Horst Muhlmann: (32G), (34N, 34G), (—), (—), (45N), (—), (—), (40B, 18G, 33B), (30G), (28G, 46N), (39N), (29G), (42G, 34G, 40G, 47G), (38B, 32G).

USUAL STARTERS

OFFENSE		DEFENSE	
WR	Isaac Curtis	LDE	Ken Johnson
LOT	Rufus Mayes	LDT	Mike Reid
LG	Howard Fest	RDT	Ron Carpenter
C	Bob Johnson	RDE	Sherman White
RG	John Shinners,	LLB	Al Beauchamp
	Pat Matson	MLB	Doug Adams,
ROT	Stan Walters		Jim LeClair,
TE	Bob Trumpy		Ken Avery
WR	Charlie Joiner	RLB	Ron Pritchard
QB	Ken Anderson	LCB	Lemar Parrish
RB	Charlie Davis	RCB	Ken Riley
RB	Boobie Clark	LS	Bernard Jackson
		RS	Tommy Casanova

DEFENSE	ST	AT	TT	SKS-YDS	INT-YDS	PD	FF	FR-YDS
(NA***)	—	—	—	—	—	—	—	—

PASSING	ATT	CMP	YDS	CMP%	YDS/ATT	TD	TD%	INT	INT%	LG	SKD-YDS	RAT
Ken Anderson	328	213	2667	64.9	8.13	18	5.5	10	3.0	77t	36-292	95.7
Wayne Clark	22	9	98	40.9	4.45	0	0.0	3	13.6	19	1-1	15.2
Dave Green	2	1	22	50.0	11.00	0	0.0	0	0.0	22	0-0	89.6
Lenvil Elliott	1	1	17	100.0	17.00	0	0.0	0	0.0	17	0-0	118.8
BENGALS	353	224	2804	63.5	7.94	18	5.1	13	3.7	77t	37-293	89.7
OPPONENTS	359	186	2110	51.8	5.88	13	3.6	9	2.5	64	36-320	71.4

* *NOTE: Time of possession was not recorded until 1977.*

** *NOTE: The two-point conversion was not instituted in the NFL until 1994.*

*** *NOTE: Regular-season defensive statistics were not kept regularly until 1976.*

1975 STATISTICS

RECORD: 11-3-0

HEAD COACH: PAUL BROWN
(BENGALS WERE WILD CARD QUALIFIER; SEE POSTSEASON PORTION OF TEAM HISTORY SECTION FOR POSTSEASON STATS)

DATE	W-L	SCORE	OPPONENT	ATTENDANCE
9-21-75	W	24-17	CLEVELAND	52,874
9-28-75	W	21-0	at New Orleans	52,531
10-5-75	W	21-19	at Houston	45,321
10-12-75	W	27-10	NEW ENGLAND	51,220
10-19-75	W	14-10	OAKLAND	48,122
10-26-75	W	21-14	at Atlanta	45,811
11-2-75	L	24-30	PITTSBURGH	58,418
11-9-75	W	17-16	at Denver	49,919
11-17-75	W	33-24	BUFFALO	56,666
11-23-75	L	23-35	at Cleveland	56,427
11-30-75	W	23-19	HOUSTON	46,128
12-7-75	W	31-0	at Philadelphia	56,984
12-13-75	L	14-35	at Pittsburgh	48,889
12-21-75	W	47-17	SAN DIEGO	46,474

TEAM STATISTICS	BENGALS	OPPONENTS
TOTAL FIRST DOWNS	295	241
Rushing	107	115
Passing	166	107
Penalty	22	19
3rd Down: Made-Att.	—	—
3rd Down Pct.	—	—
4th Down: Made-Att.	—	—
4th Down Pct.	—	—
POSSESSION AVG.	(*NA)	(*NA)
TOTAL NET YARDS	5060	3923
Avg. Per Game	361.4	280.2
Total Plays	966	889
Avg. Per Play	5.2	4.4
NET YARDS RUSHING	1819	2194
Avg. Per Game	129.9	156.7
Total Rushes	499	473
NET YARDS PASSING	3241	1729
Avg. Per Game	231.5	123.5
Sacked-Yards Lost	34-256	27-272
Gross Yards	3497	2001
Att.-Completions	433-255	389-175
Completion Pct.	58.9	45.0
Had Intercepted	14	22
PUNTS-AVG.	68-39.0	77-40.9
Net Punting Avg.	—	—
PENALTIES-YARDS	88-783	91-824
FUMBLES-BALLS LOST	31-20	39-22
TOUCHDOWNS	45	30
Rushing	20	15
Passing	23	11
Returns	2	4

SCORE BY PERIODS	1	2	3	4	OT	PTS
BENGALS	84	120	54	82	0	340
OPPONENTS	36	77	68	65	0	246

SCORING	TD	TD-R	TD-P	TD-Rt	PAT	FG	S	PTS
Dave Green	0	0	0	0	40-45	10-21	0	70
Stan Fritts	10	8	2	0	—	—	0	60
Isaac Curtis	7	0	7	0	—	—	0	42
Charlie Joiner	5	0	5	0	—	—	0	30
Boobie Clark	4	4	0	0	—	—	0	24
Lenvil Elliott	4	1	3	0	—	—	0	24
Chip Myers	3	0	3	0	—	—	0	18
Ed Williams	3	2	1	0	—	—	0	18
Ken Anderson	2	2	0	0	—	—	0	12
Essex Johnson	2	1	1	0	—	—	0	12
John Reaves	2	2	0	0	—	—	0	12
Marvin Cobb	1	0	0	1	—	—	0	6
Ken Riley	1	0	0	1	—	—	0	6
Bob Trumpy	1	0	1	0	—	—	0	6
BENGALS	45	20	23	2	40-45	10-21	0	340
OPPONENTS	30	15	11	4	26-30	12-14	2	246

Two-point conversions: (NA**).

RUSHING	ATT	YDS	AVG	LG	TD
Boobie Clark	167	594	3.6	17	4
Stan Fritts	94	375	4.0	22	8
Lenvil Elliott	71	308	4.3	27	1
Ken Anderson	49	188	3.8	29	2
Essex Johnson	58	177	3.1	15	1
Ed Williams	35	136	3.9	19	2
Champ Henson	11	38	3.5	8	0
John Reaves	6	13	2.2	9	2
Bruce Coslet	1	1	1.0	1	0
John McDaniel	1	-2	-2.0	-2	0
Isaac Curtis	6	-9	-1.5	14	0
BENGALS	499	1819	3.6	29	20
OPPONENTS	473	2194	4.6	55	15

RECEIVING	REC	YDS	AVG	LG	TD
Isaac Curtis	44	934	21.2	55	7
Boobie Clark	42	334	8.0	27	0
Charlie Joiner	37	726	19.6	51	5
Chip Myers	36	527	14.6	34t	3
Essex Johnson	25	196	7.8	30	1
Bob Trumpy	22	276	12.5	35t	1
Lenvil Elliott	20	196	9.8	31	3
Bruce Coslet	10	117	11.7	18	0
Ed Williams	10	96	9.6	20	1
Stan Fritts	6	63	10.5	17t	2
Jack Novak	2	34	17.0	19	0
Champ Henson	1	-2	-2.0	-2	0
BENGALS	255	3497	13.7	55	23
OPPONENTS	175	2001	11.4	48	11

INTERCEPTIONS	NO	YDS	AVG	LG	TD
Ken Riley	6	76	12.7	30t	1
Bernard Jackson	5	97	19.4	34	0
Marvin Cobb	4	116	29.0	52t	1
Jim LeClair	3	25	8.3	21	0
Lyle Blackwood	2	44	22.0	40	0
Ricky Davis	1	26	26.0	26	0
Lemar Parrish	1	26	26.0	26	0
BENGALS	22	410	18.6	52t	2
OPPONENTS	14	244	17.4	65	1

PUNTING	NO	YDS	AVG	NET	TB	IN-20	LG	BLK.
Dave Green	68	2655	39.0	—	6	—	57	1
BENGALS	68	2655	39.0	—	6	—	57	1
OPPONENTS	77	3150	40.7	—	—	—	—	—

PUNT RETURNS	NO	FC	YDS	AVG	LG	TD
Lyle Blackwood	23	0	123	5.3	31	0
Lemar Parrish	13	1	83	6.4	34	0
Tommy Casanova	11	2	60	5.5	12	0
Marvin Cobb	1	3	1	1.0	1	0
BENGALS	48	6	267	5.6	34	0
OPPONENTS	42	—	386	9.2	—	1

KICKOFF RETURNS	NO	YDS	AVG	LG	TD
Bernard Jackson	25	587	23.5	39	0
Lenvil Elliott	13	272	20.9	46	0
Lemar Parrish	4	114	28.5	64	0
John McDaniel	3	69	23.0	26	0
Brad Cousino	1	0	0.0	0	0
BENGALS	46	1042	22.7	64	0
OPPONENTS	66	1558	23.6	—	0

FIELD GOALS	1-19	20-29	30-39	40-49	50+
Dave Green	1-1	5-8	1-7	3-5	0-0
BENGALS	1-1	5-8	1-7	3-5	0-0

Dave Green: (44G, 29N), (33N), (—), (21G, 29G), (37N), (41N), (23G), (45G, 28N, 35N), (28G, 18G, 37N), (21G, 25N), (33G), (37N, 48G), (36N, 47N), (—).

USUAL STARTERS

OFFENSE		DEFENSE	
WR	Isaac Curtis	LDE	Ken Johnson
LOT	Rufus Mayes	LDT	Bob Brown
LG	Howard Fest	RDT	Ron Carpenter
C	Bob Johnson	RDE	Sherman White
RG	Dave Lapham	LLB	Al Beauchamp
ROT	Vernon Holland	MLB	Jim LeClair
TE	Bob Trumpy	RLB	Ron Pritchard
WR	Charlie Joiner	LCB	Lemar Parrish
QB	Ken Anderson	RCB	Ken Riley
HB	Stan Fritts, Lenvil Elliott	LS	Tommy Casanova
		RS	Bernard Jackson
FB	Boobie Clark		

DEFENSE	ST	AT	TT	SKS-YDS	INT-YDS	PD	FF	FR-YDS
(NA***)	—	—	—	—	—	—	—	—

PASSING	ATT	CMP	YDS	CMP%	YDS/ATT	TD	TD%	INT	INT%	LG	SKD-YDS	RAT
Ken Anderson	377	228	3169	60.5	8.41	21	5.6	11	2.9	55	32-247	93.9
John Reaves	51	25	297	49.0	5.82	2	3.9	3	5.9	51	2-9	55.8
Stan Fritts	4	2	31	50.0	7.75	0	0.0	0	0.0	16	0-0	76.0
Dave Green	1	0	0	0.0	0.00	0	0.0	0	0.0	—	0-0	39.6
BENGALS	433	255	3497	58.9	8.08	23	5.3	14	3.2	55	34-256	89.0
OPPONENTS	389	175	2001	45.0	5.14	11	2.8	22	5.7	48	27-272	46.9

* *NOTE: Time of possession was not recorded until 1977.*

** *NOTE: The two-point conversion was not instituted in the NFL until 1994.*

*** *NOTE: Regular-season defensive statistics were not kept regularly until 1976.*

1976 STATISTICS

RECORD: 10-4-0

HEAD COACH: BILL JOHNSON

DATE	W-L	SCORE	OPPONENT	ATTENDANCE
9-12-76	W	17-7	DENVER	53,464
9-19-76	L	27-28	at Baltimore	50,374
9-26-76	W	28-7	GREEN BAY	44,103
10-3-76	W	45-24	at Cleveland	75,817
10-10-76	W	21-0	TAMPA BAY	49,700
10-17-76	L	6-23	at Pittsburgh	48,311
10-24-76	W	27-7	at Houston	45,499
10-31-76	W	21-6	CLEVELAND	54,776
11-8-76	W	20-12	LOS ANGELES	52,480
11-14-76	W	31-27	HOUSTON	53,243
11-21-76	W	27-24	at Kansas City	46,259
11-28-76	L	3-7	PITTSBURGH	55,142
12-6-76	L	20-35	at Oakland	52,430
12-12-76	W	42-3	at N.Y. Jets	31,067

TEAM STATISTICS	BENGALS	OPPONENTS
TOTAL FIRST DOWNS	238	234
Rushing	114	116
Passing	110	103
Penalty	14	15
3rd Down: Made-Att.	—	—
3rd Down Pct.	—	—
4th Down: Made-Att.	—	—
4th Down Pct.	—	—
POSSESSION AVG.	(*NA)	(*NA)
TOTAL NET YARDS	4300	3670
Avg. Per Game	307.1	262.1
Total Plays	878	930
Avg. Per Play	4.9	3.9
NET YARDS RUSHING	2109	1912
Avg. Per Game	150.6	136.6
Total Rushes	481	520
NET YARDS PASSING	2191	1758
Avg. Per Game	156.5	125.6
Sacked-Yards Lost	37-252	46-444
Gross Yards	2443	2202
Att.-Completions	360-187	364-177
Completion Pct.	51.9	48.6
Had Intercepted	15	26
PUNTS-AVG.	76-39.5	86-38.2
Net Punting Avg.	—	—
PENALTIES-YARDS	79-700	90-768
FUMBLES-BALLS LOST	38-20	34-15
TOUCHDOWNS	42	25
Rushing	15	11
Passing	21	13
Returns	6	1

SCORE BY PERIODS	1	2	3	4	OT	PTS
BENGALS	91	85	91	68	0	335
OPPONENTS	44	63	49	54	0	210

SCORING	TD	TD-R	TD-P	TD-Rt	PAT	FG	S	PTS
Chris Bahr	0	0	0	0	39-42	14-27	0	81
Boobie Clark	8	7	1	0	—	—	0	48
Bob Trumpy	7	0	7	0	—	—	0	42
Isaac Curtis	6	0	6	0	—	—	0	36
Tommy Casanova	3	0	0	3	—	—	0	18
Lenvil Elliott	3	0	3	0	—	—	0	18
Stan Fritts	3	3	0	0	—	—	0	18
Archie Griffin	3	3	0	0	—	—	0	18
Bruce Coslet	2	0	2	0	—	—	0	12
Ken Anderson	1	1	0	0	—	—	0	6
Tony Davis	1	1	0	0	—	—	0	6
John McDaniel	1	0	1	0	—	—	0	6
Melvin Morgan	1	0	0	1	—	—	0	6
Chip Myers	1	0	1	0	—	—	0	6
Ken Riley	1	0	0	1	—	—	0	6
Willie Shelby	1	0	0	1	—	—	0	6
Coy Bacon	0	0	0	0	—	—	1	2
BENGALS	42	15	21	6	39-42	14-27	1	335
OPPONENTS	25	11	13	1	24-55	12-22	0	210

Two-point conversions: (NA**).

RUSHING	ATT	YDS	AVG	LG	TD
Boobie Clark	151	671	4.4	24	7
Archie Griffin	138	625	4.5	77t	3
Lenvil Elliott	69	276	4.0	24	0
Stan Fritts	47	200	4.3	13	3
Tony Davis	36	178	4.9	16	1
Ken Anderson	31	134	4.3	25	1
Isaac Curtis	3	29	9.7	19	0
Willie Shelby	5	9	1.8	3	0
Billy Brooks	1	-13	-13.0	-13	0
BENGALS	481	2109	4.4	77t	15
OPPONENTS	520	1912	3.7	29	11

RECEIVING	REC	YDS	AVG	LG	TD
Isaac Curtis	41	766	18.7	85t	6
Boobie Clark	23	158	6.9	19	1
Lenvil Elliott	22	188	8.5	29t	3
Bob Trumpy	21	323	15.4	48t	7
Chip Myers	17	267	15.7	63	1
Billy Brooks	16	191	11.9	25	0
Archie Griffin	16	138	8.6	23	0
John McDaniel	12	232	19.3	46	1
Stan Fritts	9	75	8.3	19	0
Bruce Coslet	5	73	14.6	32	2
Tony Davis	4	29	7.3	11	0
Willie Shelby	1	3	3.0	3	0
BENGALS	187	2443	13.1	85t	21
OPPONENTS	177	2202	12.4	68t	13

INTERCEPTIONS	NO	YDS	AVG	LG	TD
Ken Riley	9	141	15.7	53t	1
Tommy Casanova	5	109	21.8	33t	2
Marvin Cobb	3	55	18.3	28	0
Lemar Parrish	2	0	0.0	0	0
Bo Harris	2	-3	-1.5	0	0
Reggie Williams	1	17	17.0	17	0
Jim LeClair	1	9	9.0	9	0
Chris Devlin	1	2	2.0	2	0
Bernard Jackson	1	0	0.0	0	0
Ron Pritchard	1	0	0.0	0	0
BENGALS	26	330	12.7	53t	3
OPPONENTS	15	102	6.8	29	0

PUNTING	NO	YDS	AVG	NET	TB	IN-20	LG	BLK.
Pat McInally	76	2999	39.5	—	6	—	61	0
BENGALS	76	2999	39.5	—	6	—	61	0
OPPONENTS	86	3287	38.2	—	—	—	—	—

PUNT RETURNS	NO	FC	YDS	AVG	LG	TD
Willie Shelby	21	4	162	7.7	30	0
Lemar Parrish	20	2	122	6.1	32	0
Tommy Casanova	10	2	45	4.5	15	0
Marvin Cobb	3	2	14	4.7	7	0
Tony Davis	0	3	0	—	—	0
BENGALS	54	13	343	6.4	32	0
OPPONENTS	41	—	323	7.9	—	1

KICKOFF RETURNS	NO	YDS	AVG	LG	TD
Willie Shelby	30	761	25.4	97t	1
Lenvil Elliott	5	98	19.6	22	0
Lemar Parrish	3	62	20.7	28	0
Archie Griffin	3	56	18.7	23	0
Ron Hunt	2	24	12.0	17	0
Tony Davis	4	21	5.3	12	0
Melvin Morgan	1	14	14.0	14	0
Stan Fritts	1	10	10.0	10	0
BENGALS	49	1046	21.3	97t	1
OPPONENTS	66	1616	24.5	—	0

FIELD GOALS	1-19	20-29	30-39	40-49	50+
Chris Bahr	1-1	6-8	2-4	3-8	2-6
BENGALS	1-1	6-8	2-4	3-8	2-6

Chris Bahr: (21G, 44N, 46N), (51G, 26G), (38B, 50N, 45B, 40N), (40G), (22N), (22G, 19G, 34N), (28G, 34G, 46N), (28N), (50N), (50G), (51N), (40G), (50N), (33G, 47G, 20G, 25G).

USUAL STARTERS

OFFENSE		DEFENSE	
WR	Billy Brooks	LDE	Gary Burley
LOT	Rufus Mayes	LDT	Bob Brown
LG	John Shinners	RDT	Ron Carpenter
C	Bob Johnson	RDE	Coy Bacon
RG	Dave Lapham	LLB	Bo Harris
ROT	Vernon Holland	MLB	Jim LeClair
TE	Bob Trumpy	RLB	Reggie Williams
WR	Isaac Curtis	LCB	Lemar Parrish
QB	Ken Anderson	RCB	Ken Riley
HB	Archie Griffin	LS	Tommy Casanova
FB	Boobie Clark	RS	Marvin Cobb, Bernard Jackson

DEFENSE***	ST	AT	TT	SKS-YDS	INT-YDS	PD	FF	FR-YDS
Reggie Williams	83	23	106	2-24	1-17	7	0	0-0
Jim LeClair	81	25	106	0-0	1-9	3	1	0-0
Gary Burley	69	11	80	10-90.5	0-0	1	1	1-0
Bo Harris	54	15	69	1.5-5.5	2-(-3)	4	3	1-(-2)
Bob Brown	55	10	65	2-21	0-0	0	1	1-0
Ron Carpenter	50	15	65	5.5-54	0-0	3	0	2-0
Coy Bacon	52	10	62	22-217	0-0	2	5	2-48
Marvin Cobb	36	7	43	0-0	3-55	5	0	0-0
Lemar Parrish	36	7	43	0-0	2-0	12	0	0-0
Bernard Jackson	30	5	35	0-0	1-0	8	0	3-13
Glenn Cameron	27	6	33	0-0	0-0	1	0	0-0
Tommy Casanova	25	6	31	0-0	5-109	7	0	1-25
Ken Riley	28	2	30	0-0	9-141	14	0	2-0
Melvin Morgan	19	3	22	0-0	0-0	3	0	1-32
Chris Devlin	15	4	19	0-0	1-2	1	0	0-0
Scott Perry	14	3	17	0-0	0-0	2	0	1-0
Ron Pritchard	14	1	15	1-12	1-0	1	1	0-0
Tony Davis	9	2	11	0-0	0-0	0	0	0-0
Greg Fairchild	5	2	7	0-0	0-0	0	0	0-0
Ken Johnson	5	2	7	1-10	0-0	2	0	0-0
Bill Kollar	5	0	5	1-10	0-0	1	0	0-0
Willie Shelby	5	0	5	0-0	0-0	0	0	0-0
Bob Johnson	3	1	4	0-0	0-0	0	0	0-0
Dave Lapham	3	0	3	0-0	0-0	0	0	0-0
John McDaniel	3	0	3	0-0	0-0	0	0	0-0
Stan Fritts	2	0	2	0-0	0-0	0	0	0-0
Ron Hunt	2	0	2	0-0	0-0	0	0	0-0
Chip Myers	2	0	2	0-0	0-0	0	0	0-0
Bruce Coslet	1	1	2	0-0	0-0	0	0	0-0
Glenn Bujnoch	1	0	1	0-0	0-0	0	0	0-0
Boobie Clark	1	0	1	0-0	0-0	0	0	0-0
Lenvil Elliott	1	0	1	0-0	0-0	0	0	0-0
John Shinners	1	0	1	0-0	0-0	0	0	0-0

BLOCKED KICKS	BP	BFG	BXP
Coy Bacon	0	1	0
Ron Carpenter	0	1	0
Melvin Morgan	0	1	0

PASSING	ATT	CMP	YDS	CMP%	YDS/ATT	TD	TD%	INT	INT%	LG	SKD-YDS	RAT
Ken Anderson	338	179	2367	53.0	7.00	19	5.6	14	4.1	85t	34-235	76.9
John Reaves	22	8	76	36.4	3.45	2	9.1	1	4.5	19	3-17	58.1
BENGALS	360	187	2443	51.9	6.79	21	5.8	15	4.2	85t	37-252	75.7
OPPONENTS	364	177	2202	48.6	6.05	13	3.6	26	7.1	68t	46-444	-50.0

* *NOTE: Time of possession was not recorded until 1977.*

** *NOTE: The two-point conversion was not instituted in the NFL until 1994.*

*** *NOTE: It was not standard practice to separate the three types of defensive statistics — defense, special teams and miscellaneous — until 1988. Thus, the defensive statistics listed above include the combined totals of all three types. All defensive statistics above are press box statistics produced at the games.*

1977 STATISTICS

RECORD: 8-6-0

HEAD COACH: BILL JOHNSON

DATE	W-L	SCORE	OPPONENT	ATTENDANCE
9-18-77	L	3-13	CLEVELAND	52,847
9-25-77	W	42-20	SEATTLE	45,579
10-2-77	L	3-24	at San Diego	40,352
10-9-77	W	17-7	at Green Bay	53,653
10-17-77	L	14-20	at Pittsburgh	47,950
10-23-77	L	13-24	DENVER	54,395
10-30-77	W	13-10 (OT)	HOUSTON	53,194
11-6-77	W	10-7	at Cleveland	81,932
11-13-77	L	10-42	at Minnesota	45,371
11-20-77	W	23-17	MIAMI	46,733
11-27-77	W	30-13	N.Y. GIANTS	32,705
12-4-77	W	27-7	at Kansas City	38,488
12-10-77	W	17-10	PITTSBURGH	36,133
12-18-77	L	16-21	at Houston	46,212

TEAM STATISTICS	BENGALS	OPPONENTS
TOTAL FIRST DOWNS	248	253
Rushing	110	113
Passing	112	113
Penalty	26	27
3rd Down: Made-Att.	—	—
3rd Down Pct.	—	—
4th Down: Made-Att.	—	—
4th Down Pct.	—	—
POSSESSION AVG.	(*29:20)	(*30:40)
TOTAL NET YARDS	4194	4124
Avg. Per Game	299.6	294.6
Total Plays	904	901
Avg. Per Play	4.6	4.6
NET YARDS RUSHING	1861	1897
Avg. Per Game	132.9	135.5
Total Rushes	488	525
NET YARDS PASSING	2333	2227
Avg. Per Game	166.6	159.1
Sacked-Yards Lost	31-217	25-226
Gross Yards	2550	2453
Att.-Completions	385-192	351-196
Completion Pct.	49.9	55.8
Had Intercepted	16	16
PUNTS-AVG.	70-41.3	72-37.6
Net Punting Avg.	—	—
PENALTIES-YARDS	89-859	103-788
FUMBLES-BALLS LOST	37-16	34-23
TOUCHDOWNS	26	29
Rushing	10	15
Passing	12	14
Returns	4	0

SCORE BY PERIODS	1	2	3	4	OT	PTS
BENGALS	75	71	35	54	3	238
OPPONENTS	38	97	36	64	0	235

SCORING	TD	TD-R	TD-P	TD-Rt	PAT	FG	S	PTS
Chris Bahr	0	0	0	0	25-26	19-27	0	82
Billy Brooks	4	0	4	0	—	—	0	24
Pete Johnson	4	4	0	0	—	—	0	24
Pat McInally	3	0	3	0	—	—	0	18
Ken Anderson	2	2	0	0	—	—	0	12
Isaac Curtis	2	0	2	0	—	—	0	12
Tony Davis	2	2	0	0	—	—	0	12
Reggie Williams	2	0	0	2	—	—	0	12
Glenn Bujnoch	1	1	0	0	—	—	0	6
Boobie Clark	1	1	0	0	—	—	0	6
Jim Corbett	1	0	1	0	—	—	0	6
Lenvil Elliott	1	0	1	0	—	—	0	6
Lemar Parrish	1	0	0	1	—	—	0	6
Willie Shelby	1	0	0	1	—	—	0	6
Bob Trumpy	1	0	1	0	—	—	0	6
BENGALS	26	10	12	4	25-26	19-27	0	238
OPPONENTS	29	15	14	0	26-29	11-18	1	235

Two-point conversions: (NA**).

RUSHING	ATT	YDS	AVG	LG	TD
Pete Johnson	153	585	3.8	65	4
Archie Griffin	137	549	4.0	31	0
Lenvil Elliott	65	269	4.1	32	0
Boobie Clark	68	226	3.3	10t	1
Ken Anderson	26	128	4.9	17t	2
Tony Davis	27	81	3.0	13	2
Tommy Casanova	1	20	20.0	20	0
Glenn Bujnoch	1	4	4.0	4t	1
Pat McInally	1	4	4.0	4	0
Marvin Cobb	1	0	0.0	0	0
John Reaves	5	0	0.0	0	0
Jim Corbett	1	-1	-1.0	-1	0
Billy Brooks	2	-4	-2.0	4	0
BENGALS	488	1861	3.8	65	10
OPPONENTS	525	1897	3.6	38	15

RECEIVING	REC	YDS	AVG	LG	TD
Billy Brooks	39	772	19.8	94t	4
Lenvil Elliott	29	238	8.2	33	1
Archie Griffin	28	240	8.6	24	0
Isaac Curtis	20	338	16.9	54	2
Bob Trumpy	18	251	13.9	32	1
Pat McInally	17	258	15.2	43t	3
John McDaniel	12	148	12.3	31	0
Tony Davis	9	83	9.2	28	0
Jim Corbett	7	127	18.1	47t	1
Boobie Clark	7	33	4.7	11	0
Pete Johnson	5	49	9.8	21	0
Rick Walker	1	13	13.0	13	0
BENGALS	192	2550	13.3	94t	12
OPPONENTS	196	2453	12.5	82t	14

INTERCEPTIONS	NO	YDS	AVG	LG	TD
Lemar Parrish	3	95	31.7	47t	1
Reggie Williams	3	67	22.3	54t	1
Marvin Cobb	2	37	18.5	34	0
Bo Harris	2	17	8.5	10	0
Ken Riley	2	14	7.0	14	0
Jim LeClair	2	8	4.0	8	0
Tommy Casanova	1	0	0.0	0	0
Melvin Morgan	1	0	0.0	0	0
BENGALS	16	238	14.9	54t	2
OPPONENTS	16	192	12.0	41	0

PUNTING	NO	YDS	AVG	NET	TB	IN-20	LG	BLK.
Pat McInally	67	2802	41.8	—	3	—	67	1
Chris Bahr	2	88	44.0	—	0	—	45	0
BENGALS	70	2890	41.3	—	3	—	67	1
OPPONENTS	75	2822	37.6	—	—	—	—	—

PUNT RETURNS	NO	FC	YDS	AVG	LG	TD
Tony Davis	19	6	220	11.6	70	0
Willie Shelby	11	3	54	4.9	13	0
Lemar Parrish	4	0	30	7.5	11	0
Steve Holden	3	0	14	4.7	13	0
Jerry Anderson	1	0	0	0.0	0	0
Tommy Casanova	1	1	6	6.0	6	0
Marvin Cobb	1	0	4	4.0	4	0
Reggie Williams	1	0	0	0.0	0	0
BENGALS	41	10	328	8.0	70	0
OPPONENTS	38	—	260	6.8	—	0

KICKOFF RETURNS	NO	YDS	AVG	LG	TD
Willie Shelby	19	403	21.2	38	0
Archie Griffin	9	192	21.3	31	0
Jerry Anderson	8	129	16.1	21	0
Tony Davis	3	42	14.0	18	0
Steve Holden	2	42	21.0	24	0
Lenvil Elliott	1	23	23.0	23	0
Lemar Parrish	1	23	23.0	23	0
Marvin Cobb	1	15	15.0	15	0
Pete Johnson	1	11	11.0	11	0
Greg Fairchild	1	6	6.0	6	0
BENGALS	46	886	19.3	38	0
OPPONENTS	49	1029	21.4	—	0

FIELD GOALS	1-19	20-29	30-39	40-49	50+
Chris Bahr	1-1	10-11	4-8	4-6	0-1
BENGALS	1-1	10-11	4-8	4-6	0-1

Chris Bahr: (25G, 47N, 38N), (—), (35G), (36N, 32G), (—), (24G, 57N, 19G), (39N, 23G, 22G), (47G), (23G, 48N), (43G, 44G, 42G), (32G), (20G, 35G), (37N, 24N, 24G), (24G, 27G, 28G).

USUAL STARTERS

OFFENSE		DEFENSE	
WR	Isaac Curtis	LDE	Gary Burley
LOT	Rufus Mayes	LDT	Eddie Edwards
LG	John Shinners, Glenn Bujnoch	RDT	Wilson Whitley
		RDE	Coy Bacon
C	Bob Johnson	LLB	Bo Harris
RG	Dave Lapham	MLB	Jim LeClair
ROT	Vernon Holland	RLB	Reggie Williams
TE	Bob Trumpy	LCB	Lemar Parrish
WR	Billy Brooks	RCB	Ken Riley
QB	Ken Anderson	SS	Tommy Casanova
HB	Archie Griffin	FS	Marvin Cobb
FB	Pete Johnson		

DEFENSE***	ST	AT	TT	SKS-YDS	INT-YDS	PD	FF	FR-YDS
Reggie Williams	104	16	120	0.5-7.5	3-67	2	1	2-0
Jim LeClair	82	26	108	2-21	2-8	3	0	3-0
Eddie Edwards	60	11	71	4-31	0-0	1	1	1-0
Bo Harris	50	17	67	2-20.5	2-17	9	0	0-0
Gary Burley	55	11	66	8.5-71.5	0-0	1	0	1-0
Wilson Whitley	36	13	49	0-0	0-0	5	0	1-0
Ken Riley	43	3	46	0-0	2-14	11	0	1-6
Marvin Cobb	34	8	42	0-0	2-37	4	0	0-0
Jerry Anderson	35	6	41	0-0	0-0	1	1	2-0
Coy Bacon	27	9	36	5.5-45.5	0-0	3	0	2-0
Tommy Casanova	28	6	34	0.5-5	1-0	5	1	1-0
Walter Johnson	28	4	32	1-11	0-0	0	0	0-0
Lemar Parrish	25	2	27	0-0	3-95	12	0	0-0
Melvin Morgan	24	3	27	0-0	1-0	6	0	1-0
Glenn Cameron	16	6	22	0-0	0-0	0	1	0-0
Ray Phillips	15	1	16	0-0	0-0	2	1	1-0
Tony Davis	10	2	12	0-0	0-0	0	0	1-0
Jim Corbett	8	3	11	0-0	0-0	0	0	0-0
Ken Johnson	5	2	7	1-13	0-0	0	0	0-0
Scott Perry	6	0	6	0-0	0-0	0	0	0-0
Willie Shelby	6	0	6	0-0	0-0	0	0	0-0
Steve Holden	2	2	4	0-0	0-0	0	0	1-0
Bob Johnson	2	1	3	0-0	0-0	0	0	0-0
Boobie Clark	2	0	2	0-0	0-0	0	0	0-0
Lenvil Elliott	2	0	2	0-0	0-0	0	0	1-0
Archie Griffin	2	0	2	0-0	0-0	0	0	1-0
Pete Johnson	2	0	2	0-0	0-0	0	0	0-0
Billy Brooks	1	0	1	0-0	0-0	0	0	0-0
Glenn Bujnoch	1	0	1	0-0	0-0	0	0	0-0
Isaac Curtis	1	0	1	0-0	0-0	0	0	0-0
Greg Fairchild	1	0	1	0-0	0-0	0	0	0-0
John McDaniel	1	0	1	0-0	0-0	0	0	1-0
John Reaves	1	0	1	0-0	0-0	0	0	0-0
Rick Walker	1	0	1	0-0	0-0	0	0	0-0
Mike Wells	1	0	1	0-0	0-0	0	0	1-0
Pat McInally	0	0	0	0-0	0-0	0	0	1-0

BLOCKED KICKS	BP	BFG	BXP
Tony Davis	1	0	0
Jim LeClair	0	0	1
Scott Perry	1	0	0
Ray Phillips	1	0	0

PASSING	ATT	CMP	YDS	CMP%	YDS/ATT	TD	TD%	INT	INT%	LG	SKD-YDS	RAT
Ken Anderson	323	166	2145	51.4	6.64	11	3.4	11	3.4	94t	28-197	69.7
John Reaves	59	24	383	40.7	6.49	0	0.0	5	8.5	40	2-17	27.6
Marvin Cobb	1	0	0	0.0	0.00	0	0.0	0	0.0	—	0-0	39.6
Archie Griffin	1	1	18	100.0	18.00	1	100.0	0	0.0	18t	1-3	158.3
Pat McInally	1	1	4	100.0	4.00	0	0.0	0	0.0	4	0-0	83.3
BENGALS	385	192	2550	49.9	6.62	12	3.1	16	4.2	94t	31-217	64.3
OPPONENTS	351	196	2453	55.8	6.99	14	4.0	16	4.6	82t	25-226	72.0

* *NOTE: Time of possession became an official statistic in 1977. However, the game clock at Cincinnati's Oct. 23 game vs. Denver failed, thus no time of possession was documented for that contest. Without that information, it is impossible to determine the correct time of possession averages for both Cincinnati and Denver that season. The Bengals' averages listed above include only their remaining 13 games of '77, and thus are considered incomplete and unofficial.*

** *NOTE: The two-point conversion was not instituted in the NFL until 1994.*

*** *NOTE: It was not standard practice to separate the three types of defensive statistics — defense, special teams and miscellaneous — until 1988. Thus, the defensive statistics listed above include the combined totals of all three types. All defensive statistics above are press box statistics produced at the games.*

1978 STATISTICS

RECORD: 4-12-0

HEAD COACH: BILL JOHNSON (GAMES 1-5; RECORD 0-5), HOMER RICE (GAMES 6-16; RECORD 4-7)

DATE	W-L	SCORE	OPPONENT	ATTENDANCE
9-3-78	L	23-24	KANSAS CITY	41,810
9-10-78	L	10-13 (OT)	at Cleveland	72,691
9-17-78	L	3-28	PITTSBURGH	50,260
9-24-78	L	18-20	NEW ORLEANS	40,455
10-1-78	L	12-28	at San Francisco	41,107
10-9-78	L	0-21	at Miami	54,729
10-15-78	L	3-10	NEW ENGLAND	48,699
10-22-78	L	0-5	at Buffalo	47,754
10-29-78	W	28-13	HOUSTON	50,532
11-5-78	L	13-22	at San Diego	43,639
11-13-78	L	21-34	OAKLAND	51,374
11-19-78	L	6-7	at Pittsburgh	47,578
11-26-78	L	10-17	at Houston	43,245
12-3-78	W	37-7	ATLANTA	25,336
12-11-78	W	20-19	at Los Angeles	47,471
12-17-78	W	48-16	CLEVELAND	46,985

TEAM STATISTICS	BENGALS	OPPONENTS
TOTAL FIRST DOWNS	271	269
Rushing	105	121
Passing	141	118
Penalty	25	30
3rd Down: Made-Att.	—	—
3rd Down Pct.	—	—
4th Down: Made-Att.	—	—
4th Down Pct.	—	—
POSSESSION AVG.	29:58	30:02
TOTAL NET YARDS	4872	4632
Avg. Per Game	304.5	289.5
Total Plays	1034	1036
Avg. Per Play	4.7	4.5
NET YARDS RUSHING	2131	2396
Avg. Per Game	133.2	149.8
Total Rushes	526	607
NET YARDS PASSING	2741	2236
Avg. Per Game	171.3	139.8
Sacked-Yards Lost	38-298	33-284
Gross Yards	3039	2520
Att.-Completions	470-250	396-193
Completion Pct.	53.2	48.7
Had Intercepted	30	20
PUNTS-AVG.	95-42.4	108-41.6
Net Punting Avg.	—	—
PENALTIES-YARDS	110-956	123-1074
FUMBLES-BALLS LOST	36-19	36-17
TOUCHDOWNS	29	34
Rushing	10	16
Passing	14	14
Returns	5	4

SCORE BY PERIODS	1	2	3	4	OT	PTS
BENGALS	30	79	46	97	0	252
OPPONENTS	66	106	53	56	3	284

SCORING	TD	TD-R	TD-P	TD-Rt	PAT	FG	S	PTS
Chris Bahr	0	0	0	0	26-29	16-30	0	74
Pete Johnson	7	7	0	0	—	—	0	42
Don Bass	5	0	4	1	—	—	0	30
Isaac Curtis	3	0	3	0	—	—	0	18
Archie Griffin	3	0	3	0	—	—	0	18
Scott Perry	3	0	0	3	—	—	0	18
Billy Brooks	2	0	2	0	—	—	0	12
Tony Davis	2	2	0	0	—	—	0	12
Rick Walker	2	0	2	0	—	—	0	12
Ken Anderson	1	1	0	0	—	—	0	6
Dick Jauron	1	0	0	1	—	—	0	6
Gary Burley	0	0	0	0	—	—	1	2
(team)	—	—	—	—	—	—	1	2
BENGALS	29	10	14	5	26-29	16-30	2	252
OPPONENTS	34	16	14	4	30-34	16-23	1	284

Two-point conversions: (NA*).

RUSHING	ATT	YDS	AVG	LG	TD
Pete Johnson	180	762	4.2	50t	7
Archie Griffin	132	484	3.7	30	0
Deacon Turner	84	333	4.0	65	0
Boobie Clark	40	187	4.7	20	0
Ken Anderson	29	167	5.8	16	1
Lenvil Elliott	29	75	2.6	12	0
Tony Davis	21	57	2.7	15	2
John Reaves	6	50	8.3	20	0
Tom Dinkel	1	20	20.0	20	0
Isaac Curtis	1	1	1.0	1	0
Rob Hertel	1	0	0.0	0	0
Dennis Law	1	-1	-1.0	-1	0
Don Bass	1	-4	-4.0	-4	0
BENGALS	526	2131	4.1	65	10
OPPONENTS	607	2396	3.9	70t	16

RECEIVING	REC	YDS	AVG	LG	TD
Isaac Curtis	47	737	15.7	57	3
Archie Griffin	35	284	8.1	27	3
Pete Johnson	31	236	7.6	34	0
Billy Brooks	30	506	16.9	45	2
Don Bass	27	447	16.6	51t	4
Pat McInally	15	189	12.6	49	0
Jim Corbett	12	187	15.6	51	0
Rick Walker	12	126	10.5	28	2
Lenvil Elliott	12	100	8.3	18	0
Boobie Clark	11	73	6.6	26	0
Deacon Turner	11	50	4.5	8	0
Dennis Law	5	81	16.2	20	0
Tony Davis	2	23	11.5	14	0
BENGALS	250	3039	12.2	57	14
OPPONENTS	193	2520	13.1	53	14

INTERCEPTIONS	NO	YDS	AVG	LG	TD
Dick Jauron	4	52	13.0	24t	1
Scott Perry	3	59	19.7	39t	2
Ken Riley	3	33	11.0	17	0
Louis Breeden	3	25	8.3	18	0
Melvin Morgan	1	64	64.0	64	0
Ron Shumon	1	48	48.0	48	0
Marvin Cobb	1	13	13.0	13	0
Jim LeClair	1	11	11.0	11	0
Reggie Williams	1	11	11.0	11	0
Eddie Edwards	1	2	2.0	2	0
Tom Dinkel	1	1	1.0	1	0
BENGALS	20	319	16.0	64	3
OPPONENTS	30	211	7.0	40	2

PUNTING	NO	YDS	AVG	NET	TB	IN-20	LG	BLK.
Pat McInally	91	3919	43.1	—	10	—	65	0
Chris Bahr	4	108	27.0	—	1	—	41	0
BENGALS	95	4027	42.4	—	11	—	65	0
OPPONENTS	108	4496	41.6	—	—	—	—	—

PUNT RETURNS	NO	FC	YDS	AVG	LG	TD
Dennis Law	25	4	106	4.2	17	0
Tony Davis	22	8	130	5.9	12	0
Louis Breeden	6	1	-12	-2.0	1	0
Don Bass	3	0	8	2.7	7	0
Dick Jauron	3	2	32	10.7	15	0
BENGALS	59	15	264	4.5	17	0
OPPONENTS	58	—	564	9.7	—	0

KICKOFF RETURNS	NO	YDS	AVG	LG	TD
Ray Griffin	37	787	21.3	39	0
Don Bass	7	138	19.7	33	0
Archie Griffin	4	94	23.5	26	0
Tony Davis	3	51	17.0	21	0
Dennis Law	2	30	15.0	17	0
Deacon Turner	1	24	24.0	24	0
Jim Corbett	1	15	15.0	15	0
Louis Breeden	1	12	12.0	12	0
Boobie Clark	1	11	11.0	11	0
Ted Vincent	1	2	2.0	2	0
BENGALS	58	1164	20.1	39	0
OPPONENTS	49	1105	22.6	—	0

FIELD GOALS	1-19	20-29	30-39	40-49	50+
Chris Bahr	0-0	5-7	4-8	6-12	1-3
BENGALS	0-0	5-7	4-8	6-12	1-3

Chris Bahr: (42G), (30B, 37N, 37G), (50N, 33G), (47N, 42G, 22G, 20G), (46G), (29B), (25N, 52G, 44N, 51N), (—), (45N), (49N), (—), (48N, 29G, 48G), (38N, 34G), (46N, 32G), (24G, 37B, 42G), (23G, 49G).

USUAL STARTERS

OFFENSE		DEFENSE	
WR	Isaac Curtis	LDE	Gary Burley
LOT	Mike Wilson, Rufus Mayes	LDT	Wilson Whitley
		RDT	Eddie Edwards
LG	Glenn Bujnoch	RDE	Ross Browner
C	Blair Bush	LLB	Glenn Cameron
RG	Dave Lapham	MLB	Jim LeClair
ROT	Vernon Holland	RLB	Reggie Williams
TE	Don Bass	LCB	Louis Breeden
WR	Billy Brooks	RCB	Ken Riley
QB	Ken Anderson	SS	Marvin Cobb
HB	Archie Griffin, Deacon Turner	FS	Scott Perry
FB	Pete Johnson, Boobie Clark		

DEFENSE**	ST	AT	TT	SKS-YDS	INT-YDS	PD	FF	FR-YDS
Jim LeClair	91	27	118	2-22	1-11	2	1	0-0
Glenn Cameron	63	30	93	3-23	0-0	4	0	0-0
Reggie Williams	69	17	86	3-20	1-11	10	1	1-30
Gary Burley	63	19	82	4-29	0-0	2	2	0-0
Louis Breeden	60	9	69	1-4	3-25	12	0	0-0
Ross Browner	53	16	69	6.5-73.5	0-0	2	2	3-21
Marvin Cobb	50	12	62	0-0	1-13	12	0	0-0
Wilson Whitley	43	15	58	3-30	0-0	2	0	2-10
Eddie Edwards	45	12	57	5.5-39.5	1-2	0	0	2-0
Tom Dinkel	30	11	41	2-16	1-1	1	1	3-0
Dick Jauron	29	12	41	1-15	4-52	4	0	0-0
Scott Perry	35	14	49	0-0	3-59	8	0	1-0
Ken Riley	26	2	28	0-0	3-33	11	0	1-0
Tom DePaso	15	5	20	0-0	0-0	0	1	0-0
Melvin Morgan	14	6	20	0-0	1-64	3	1	0-0
Ron Shumon	6	5	11	0-0	1-48	0	0	0-0
Boobie Clark	10	0	10	0-0	0-0	0	0	0-0
Jim Corbett	9	1	10	0-0	0-0	0	0	0-0
Ted Vincent	6	4	10	0-0	0-0	1	0	0-0
Ray Griffin	9	0	9	0-0	0-0	0	0	1-0
Tony Davis	8	1	9	0-0	0-0	0	0	0-0
Bo Harris	7	0	7	2-12	0-0	2	0	1-0
Blair Bush	6	1	7	0-0	0-0	0	0	0-0
Chris Devlin	3	3	6	0-0	0-0	0	0	0-0
Tom Ruud	5	0	5	0-0	0-0	0	0	0-0
Don Bass	4	0	4	0-0	0-0	0	0	1-0
Lenvil Elliott	3	0	3	0-0	0-0	0	0	0-0
Ray Phillips	3	0	3	0-0	0-0	0	0	0-0
Dave Pureifory	3	0	3	0-0	0-0	0	0	0-0
Archie Griffin	2	0	2	0-0	0-0	0	0	0-0
Bob Johnson	2	0	2	0-0	0-0	0	0	1-0
Dave Lapham	2	0	2	0-0	0-0	0	0	0-0
Dennis Law	2	0	2	0-0	0-0	0	0	0-0
Chris Bahr	1	1	2	0-0	0-0	0	0	0-0
Isaac Curtis	1	0	1	0-0	0-0	0	0	0-0
Pat McInally	1	0	1	0-0	0-0	0	0	0-0
Deacon Turner	0	1	1	0-0	0-0	0	0	0-0

BLOCKED KICKS	BP	BFG	BXP
Scott Perry	1	0	0

PASSING	ATT	CMP	YDS	CMP%	YDS/ATT	TD	TD%	INT	INT%	LG	SKD-YDS	RAT
Ken Anderson	319	173	2219	54.2	6.96	10	3.1	22	6.9	57	30-237	58.0
John Reaves	144	74	790	51.4	5.49	3	2.1	8	5.6	51t	8-61	51.6
Rob Hertel	4	1	9	25.0	2.25	0	0.0	0	0.0	9	0-0	39.6
Archie Griffin	3	2	21	66.7	7.00	1	33.3	0	0.0	18	0-0	126.4
BENGALS	470	250	3039	53.2	6.47	14	3.0	30	6.4	57	38-298	56.7
OPPONENTS	396	193	2520	48.7	6.36	14	3.5	20	5.1	53	33-284	60.0

* *NOTE: The two-point conversion was not instituted in the NFL until 1994.*

** *NOTE: It was not standard practice to separate the three types of defensive statistics — defense, special teams and miscellaneous — until 1988. Thus, the defensive statistics listed above include the combined totals of all three types. All defensive statistics above are press box statistics produced at the games.*

1979 STATISTICS

RECORD: 4-12-0

HEAD COACH: HOMER RICE

DATE	W-L	SCORE	OPPONENT	ATTENDANCE
9-2-79	L	0-10	at Denver	74,788
9-9-79	L	24-51	at Buffalo	43,504
9-16-79	L	14-20	NEW ENGLAND	41,805
9-23-79	L	27-30 (OT)	HOUSTON	45,615
9-30-79	L	13-38	at Dallas	63,179
10-7-79	L	7-10	KANSAS CITY	40,041
10-14-79	W	34-10	PITTSBURGH	52,381
10-21-79	L	27-28	at Cleveland	75,119
10-28-79	W	37-13	PHILADELPHIA	42,036
11-4-79	L	28-38	at Baltimore	37,740
11-11-79	L	24-26	SAN DIEGO	40,782
11-18-79	L	21-42	at Houston	49,829
11-25-79	W	34-28	ST. LOUIS	25,103
12-2-79	L	17-37	at Pittsburgh	46,521
12-9-79	L	14-28	at Washington	52,882
12-16-79	W	16-12	CLEVELAND	42,183

TEAM STATISTICS	BENGALS	OPPONENTS
TOTAL FIRST DOWNS	289	334
Rushing	138	133
Passing	131	175
Penalty	20	26
3rd Down: Made-Att.	—	—
3rd Down Pct.	—	—
4th Down: Made-Att.	—	—
4th Down Pct.	—	—
POSSESSION AVG.	30:48	29:12
TOTAL NET YARDS	4639	5911
Avg. Per Game	289.9	369.4
Total Plays	1049	1052
Avg. Per Play	4.4	5.6
NET YARDS RUSHING	2329	2219
Avg. Per Game	145.6	138.7
Total Rushes	560	528
NET YARDS PASSING	2310	3692
Avg. Per Game	144.4	230.8
Sacked-Yards Lost	63-511	32-216
Gross Yards	2821	3908
Att.-Completions	426-228	492-275
Completion Pct.	53.5	55.9
Had Intercepted	15	20
PUNTS-AVG.	91-40.4	71-39.6
Net Punting Avg.	—	—
PENALTIES-YARDS	88-744	101-871
FUMBLES-BALLS LOST	24-14	39-24
TOUCHDOWNS	43	52
Rushing	23	22
Passing	17	27
Returns	3	3

SCORE BY PERIODS	1	2	3	4	OT	PTS
BENGALS	83	115	75	64	0	337
OPPONENTS	57	140	106	115	3	421

SCORING	TD	TD-R	TD-P	TD-Rt	PAT	FG	S	PTS
Pete Johnson	15	14	1	0	—	—	0	90
Chris Bahr	0	0	0	0	40-42	13-23	0	79
Isaac Curtis	8	0	8	0	—	—	0	48
Jack Thompson	5	5	0	0	—	—	0	30
Don Bass	3	0	3	0	—	—	0	18
Ken Anderson	2	2	0	0	—	—	0	12
Archie Griffin	2	0	2	0	—	—	0	12
Charles Alexander	1	1	0	0	—	—	0	6
Billy Brooks	1	0	1	0	—	—	0	6
Ray Griffin	1	0	0	1	—	—	0	6
Howie Kurnick	1	0	0	1	—	—	0	6
Jim LeClair	1	0	0	1	—	—	0	6
Dan Ross	1	0	1	0	—	—	0	6
Deacon Turner	1	1	0	0	—	—	0	6
Rick Walker	1	0	1	0	—	—	0	6
BENGALS	43	23	17	3	40-43	13-23	0	337
OPPONENTS	52	22	27	3	49-52	20-27	0	421

Two-point conversions: (NA*).

RUSHING	ATT	YDS	AVG	LG	TD
Pete Johnson	243	865	3.6	35t	14
Archie Griffin	140	688	4.9	63	0
Charles Alexander	88	286	3.3	17	1
Ken Anderson	28	235	8.4	21	2
Jack Thompson	21	116	5.5	21	5
Deacon Turner	28	86	3.1	10	1
Don Bass	4	35	8.8	14	0
Pat McInally	1	18	18.0	18	0
Tom Dinkel	2	14	7.0	9	0
Steve Kreider	2	0	0.0	0	0
Nathan Poole	1	-3	-3.0	-3	0
Isaac Curtis	2	-11	-5.5	-4	0
BENGALS	560	2329	4.2	63	23
OPPONENTS	528	2219	4.2	36	22

RECEIVING	REC	YDS	AVG	LG	TD
Don Bass	58	724	12.5	50	3
Archie Griffin	43	417	9.7	52t	2
Dan Ross	41	516	12.6	41	1
Isaac Curtis	32	605	18.9	67t	8
Pete Johnson	24	154	6.4	15t	1
Charles Alexander	11	91	8.3	13	0
Billy Brooks	8	214	26.8	73t	1
Jim Corbett	3	34	11.3	15	0
Steve Kreider	3	20	6.7	8	0
Deacon Turner	2	18	9.0	10	0
Pat McInally	1	24	24.0	24	0
Rick Walker	1	14	14.0	14t	1
Nathan Poole	1	-10	-10.0	-10	0
BENGALS	228	2821	12.4	73t	17
OPPONENTS	275	3908	14.2	59	27

INTERCEPTIONS	NO	YDS	AVG	LG	TD
Dick Jauron	6	41	6.8	12	0
Ray Griffin	4	167	41.8	96t	1
Marvin Cobb	3	19	6.3	14	0
Reggie Williams	2	5	2.5	3	0
Jim Browner	1	15	15.0	15	0
Scott Perry	1	11	11.0	11	0
Wilson Whitley	1	2	2.0	2	0
Jim LeClair	1	0	0.0	0	0
Ken Riley	1	0	0.0	0	0
BENGALS	20	260	13.0	96t	1
OPPONENTS	15	305	20.3	68	2

PUNTING	NO	YDS	AVG	NET	TB	IN-20	LG	BLK.
Pat McInally	89	3678	41.3	—	12	—	61	2
BENGALS	91	3678	40.4	—	12	—	61	2
OPPONENTS	71	2812	39.6	—	—	—	—	—

PUNT RETURNS	NO	FC	YDS	AVG	LG	TD
Vaughn Lusby	32	4	260	8.1	40	0
Mike Levenseller	8	2	46	5.8	21	0
Scott Burk	1	1	0	0.0	0	0
Dick Jauron	1	2	10	10.0	10	0
BENGALS	42	9	316	7.5	40	0
OPPONENTS	48	—	325	6.8	—	0

KICKOFF RETURNS	NO	YDS	AVG	LG	TD
Deacon Turner	55	1149	20.9	36	0
Nathan Poole	7	128	18.3	24	0
Vaughn Lusby	6	92	15.3	28	0
Jim Browner	6	87	14.5	26	0
Howie Kurnick	4	60	15.0	20	0
Ross Browner	2	29	14.5	15	0
Ray Griffin	1	15	15.0	15	0
BENGALS	81	1560	19.3	36	0
OPPONENTS	63	1258	20.0	—	0

FIELD GOALS	1-19	20-29	30-39	40-49	50+
Chris Bahr	0-0	4-6	3-7	4-8	2-2
BENGALS	0-0	4-6	3-7	4-8	2-2

Chris Bahr: (—), (24G), (37N), (48N, 55G, 32N, 52G), (48G, 38G), (43N), (49N), (25N), (24G, 24G, 43G), (38N), (28G), (—), (38G, 33G, 27N), (37N, 46G), (—), (43G, 46N).

PASSING	ATT	CMP	YDS	CMP%	YDS/ATT	TD	TD%	INT	INT%	LG	SKD-YDS	RAT
Ken Anderson	339	189	2340	55.8	6.90	16	4.7	10	2.9	73t	46-324	80.7
Jack Thompson	87	39	481	44.8	5.53	1	1.1	5	5.7	50	16-178	42.4
Steve Kreider	0	0	0	—	—	0	—	0	—	—	1-9	—
BENGALS	426	228	2821	53.5	6.62	17	4.0	15	3.5	73t	63-511	72.9
OPPONENTS	492	275	3908	55.9	7.94	27	5.5	20	4.1	59	32-216	83.1

USUAL STARTERS

OFFENSE		DEFENSE	
WR	Don Bass	LDE	Gary Burley
LOT	Mike Wilson	LDT	Eddie Edwards
LG	Glenn Bujnoch	RDT	Wilson Whitley
C	Blair Bush	RDE	Ross Browner
RG	Dave Lapham	LLB	Bo Harris
ROT	Vernon Holland	MLB	Jim LeClair
TE	Dan Ross	RLB	Reggie Williams
WR	Isaac Curtis	LCB	Louis Breeden
QB	Ken Anderson	RCB	Ken Riley
HB	Archie Griffin	SS	Marvin Cobb
FB	Pete Johnson	FS	Dick Jauron

DEFENSE**	ST	AT	TT	SKS-YDS	INT-YDS	PD	FF	FR-YDS
Jim LeClair	92	46	138	0-0	1-0	5	0	1-27
Reggie Williams	66	25	91	3-16	2-5	5	2	1-0
Bo Harris	59	18	77	4-33	0-0	4	1	0-0
Dick Jauron	55	18	73	0-0	6-41	5	2	3-0
Marvin Cobb	50	17	67	0-0	3-19	7	0	0-0
Gary Burley	56	10	66	5-40	0-0	2	0	0-0
Ross Browner	48	16	64	6-36.5	0-0	2	1	2-0
Jim Browner	48	13	61	0-0	1-15	4	2	1-0
Eddie Edwards	40	15	55	4.5-40	0-0	2	0	2-0
Wilson Whitley	32	11	43	3.5-19.5	1-2	3	1	2-0
Ken Riley	33	9	42	0-0	1-0	13	0	3-31
Tom Dinkel	31	11	42	1-1	0-0	1	0	0-0
Glenn Cameron	29	12	41	0-0	0-0	1	0	0-0
Scott Perry	23	9	32	0-0	1-11	3	0	0-0
Ray Griffin	30	1	31	0-0	4-167	6	0	1-0
Mike White	20	8	28	2-16	0-0	0	0	0-0
Louis Breeden	17	5	22	0-0	0-0	5	0	0-0
Mack Mitchell	13	7	20	3-14	0-0	1	0	0-0
Tom Ruud	14	5	19	0-0	0-0	0	0	0-0
Howie Kurnick	16	1	17	0-0	0-0	0	2	2-38
Mike Levenseller	14	2	16	0-0	0-0	0	0	2-0
Vaughn Lusby	11	1	12	0-0	0-0	0	1	2-0
Scott Burk	4	1	5	0-0	0-0	0	0	1-0
Nathan Poole	4	1	5	0-0	0-0	0	0	1-0
Jim Corbett	3	0	3	0-0	0-0	0	0	0-0
Rick Walker	3	0	3	0-0	0-0	0	0	0-0
Mike Wilson	2	0	2	0-0	0-0	0	0	0-0
Charles Alexander	1	0	1	0-0	0-0	0	0	0-0
Chris Bahr	1	0	1	0-0	0-0	0	0	0-0
Blair Bush	1	0	1	0-0	0-0	0	0	0-0
Isaac Curtis	1	0	1	0-0	0-0	0	0	0-0
Pete Johnson	1	0	1	0-0	0-0	0	0	0-0
Dave Lapham	1	0	1	0-0	0-0	0	0	0-0
Max Montoya	1	0	1	0-0	0-0	0	0	0-0

BLOCKED KICKS	BP	BFG	BXP
Gary Burley	0	1	0
Marvin Cobb	0	1	0

* *NOTE: The two-point conversion was not instituted in the NFL until 1994.*

** *NOTE: It was not standard practice to separate the three types of defensive statistics — defense, special teams and miscellaneous — until 1988. Thus, the defensive statistics listed above include the combined totals of all three types. All defensive statistics above are press box statistics produced at the games.*

1980 STATISTICS

RECORD: 6-10-0

HEAD COACH: FORREST GREGG

DATE	W-L	SCORE	OPPONENT	ATTENDANCE
9-7-80	L	12-17	TAMPA BAY	43,211
9-14-80	L	16-17	at Miami	38,322
9-21-80	W	30-28	PITTSBURGH	52,490
9-28-80	L	10-13	HOUSTON	50,413
10-5-80	L	9-14	at Green Bay	55,006
10-12-80	W	17-16	at Pittsburgh	53,668
10-19-80	W	14-0	MINNESOTA	44,487
10-26-80	L	3-23	at Houston	49,189
11-2-80	L	14-31	SAN DIEGO	46,406
11-9-80	L	17-28	at Oakland	44,132
11-16-80	L	0-14	BUFFALO	40,836
11-23-80	L	7-31	at Cleveland	79,253
11-30-80	W	20-6	at Kansas City	41,594
12-7-80	W	34-33	BALTIMORE	35,651
12-14-80	W	17-14 (OT)	at Chicago	48,808
12-21-80	L	24-27	CLEVELAND	50,058

TEAM STATISTICS	BENGALS	OPPONENTS
TOTAL FIRST DOWNS	283	286
Rushing	111	111
Passing	147	154
Penalty	25	21
3rd Down: Made-Att.	—	—
3rd Down Pct.	—	—
4th Down: Made-Att.	—	—
4th Down Pct.	—	—
POSSESSION AVG.	30:57	29:03
TOTAL NET YARDS	4884	4804
Avg. Per Game	305.3	300.3
Total Plays	1060	995
Avg. Per Play	4.6	4.8
NET YARDS RUSHING	2069	1680
Avg. Per Game	129.3	105.0
Total Rushes	513	469
NET YARDS PASSING	2815	3124
Avg. Per Game	175.9	195.3
Sacked-Yards Lost	37-287	35-302
Gross Yards	3102	3426
Att.-Completions	510-281	491-284
Completion Pct.	55.1	57.8
Had Intercepted	25	20
PUNTS-AVG.	87-39.7	72-38.5
Net Punting Avg.	—	—
PENALTIES-YARDS	118-949	106-809
FUMBLES-BALLS LOST	22-8	44-22
TOUCHDOWNS	28	38
Rushing	9	13
Passing	17	22
Returns	2	3

SCORE BY PERIODS	1	2	3	4	OT	PTS
BENGALS	80	65	30	66	3	244
OPPONENTS	17	109	85	101	0	312

SCORING	TD	TD-R	TD-P	TD-Rt	PAT	FG	S	PTS
Ian Sunter	0	0	0	0	15-15	11-20	0	48
Pete Johnson	7	6	1	0	—	—	0	42
Don Bass	6	0	6	0	—	—	0	36
Dan Ross	4	0	4	0	—	—	0	24
Jim Breech	0	0	0	0	11-12	4-7	0	23
Isaac Curtis	3	0	3	0	—	—	0	18
Charles Alexander	2	2	0	0	—	—	0	12
Ray Griffin	2	0	0	2	—	—	0	12
Pat McInally	2	0	2	0	—	—	0	12
Jack Thompson	1	1	0	0	—	—	0	6
Deacon Turner	1	0	1	0	—	—	0	6
Reggie Williams	0	0	0	0	—	—	1	2
Sandro Vitiello	0	0	0	0	1-1	0-2	0	1
(team)	—	—	—	—	—	—	1	2
BENGALS	28	9	17	2	27-28	15-29	2	244
OPPONENTS	38	13	22	3	36-38	16-27	0	312

Two-point conversions: (NA*).

RUSHING	ATT	YDS	AVG	LG	TD
Pete Johnson	186	747	4.0	57t	6
Charles Alexander	169	702	4.2	37	2
Archie Griffin	85	260	3.1	14	0
Deacon Turner	30	130	4.3	24	0
Ken Anderson	16	122	7.6	20	0
Jack Thompson	18	84	4.7	15	1
Cleotha Montgomery	1	12	12.0	12	0
Mike Levenseller	1	6	6.0	6	0
Nathan Poole	5	6	1.2	7	0
M.L. Harris	1	0	0.0	0	0
Pat McInally	1	0	0.0	0	0
BENGALS	513	2069	4.0	57t	9
OPPONENTS	469	1680	3.6	55t	13

RECEIVING	REC	YDS	AVG	LG	TD
Dan Ross	56	724	12.9	37	4
Isaac Curtis	43	610	14.2	67t	3
Charles Alexander	36	192	5.3	23	0
Don Bass	32	409	12.8	55t	6
Archie Griffin	28	196	7.0	19	0
Pete Johnson	21	172	8.2	28t	1
Pat McInally	18	269	14.9	59t	2
Steve Kreider	17	272	16.0	30	0
Deacon Turner	12	73	6.1	15t	1
M.L. Harris	10	137	13.7	26	0
Jim Corbett	3	28	9.3	12	0
Mike Levenseller	2	30	15.0	22	0
Nathan Poole	2	-4	-2.0	3	0
Anthony Munoz	1	-6	-6.0	-6	0
BENGALS	281	3102	11.0	67t	17
OPPONENTS	284	3426	12.1	68t	22

INTERCEPTIONS	NO	YDS	AVG	LG	TD
Louis Breeden	7	91	13.0	29	0
Glenn Cameron	3	43	14.3	27	0
Ken Riley	3	9	3.0	9	0
Ray Griffin	2	80	40.0	52t	2
Reggie Williams	2	8	4.0	8	0
Dick Jauron	1	11	11.0	11	0
Bryan Hicks	1	8	8.0	8	0
Greg Bright	1	5	5.0	5	0
BENGALS	20	255	12.8	52t	2
OPPONENTS	25	351	14.0	47	0

PUNTING	NO	YDS	AVG	NET	TB	IN-20	LG	BLK.
Pat McInally	83	3390	40.8	—	12	—	61	2
Jim Breech	2	67	33.5	—	1	—	37	0
BENGALS	85	3457	40.7	—	13	—	61	2
OPPONENTS	72	2773	38.5	—	—	—	—	—

PUNT RETURNS	NO	FC	YDS	AVG	LG	TD
Cleotha Montgomery	31	7	223	7.2	42	0
Jo-Jo Heath	6	1	29	4.8	11	0
Greg Bright	1	0	0	0.0	0	0
Reggie Williams	1	0	0	0.0	0	0
BENGALS	39	8	252	6.5	42	0
OPPONENTS	46	—	478	10.4	—	0

KICKOFF RETURNS	NO	YDS	AVG	LG	TD
Cleotha Montgomery	44	843	19.2	40	0
Deacon Turner	9	173	19.2	31	0
Bryan Hicks	5	87	17.4	21	0
Jo-Jo Heath	3	51	17.0	21	0
Steve Kreider	1	19	19.0	19	0
Jim Browner	2	10	5.0	10	0
Nathan Poole	1	8	8.0	8	0
Ron Simpkins	3	8	2.7	8	0
BENGALS	68	1199	17.6	40	0
OPPONENTS	57	1180	20.7	—	1

FIELD GOALS	1-19	20-29	30-39	40-49	50+
Ian Sunter	0-0	7-7	3-7	1-5	0-1
Jim Breech	0-0	2-2	1-2	1-3	0-0
Sandro Vitiello	0-0	0-0	0-2	0-0	0-0
BENGALS	0-0	9-9	4-11	2-8	0-1

Ian Sunter: (35G), (48N, 46N), (32N, 21G, 42G, 27G), (26G), (20G, 31G, 34G), (24G, 52N, 38N), (33N), (23G, 43N), (35N), (29G, 43N), (—), (—), (—), (—), (—).

Sandro Vitiello: (—), (—), (—), (—), (—), (—), (—), (—), (—), (—), (—), (30B, 33N), (—), (—), (—), (—).

Jim Breech: (—), (—), (—), (—), (—), (—), (—), (—), (—), (—), (—), (—), (47N), (21G, 32G), (28G, 45N), (33N, 42G).

PASSING	ATT	CMP	YDS	CMP%	YDS/ATT	TD	TD%	INT	INT%	LG	SKD-YDS	RAT
Ken Anderson	275	166	1778	60.4	6.47	6	2.2	13	4.7	67t	24-174	66.9
Jack Thompson	234	115	1324	49.1	5.66	11	4.7	12	5.1	59t	13-113	60.9
Steve Kreider	1	0	0	0.0	0.00	0	0.0	0	0.0	—	0-0	39.6
BENGALS	510	281	3102	55.1	6.08	17	3.3	25	4.9	67t	37-287	64.0
OPPONENTS	491	284	3426	57.8	6.98	22	4.5	20	4.1	68t	35-302	77.3

USUAL STARTERS

OFFENSE		DEFENSE	
WR	Don Bass	LDE	Eddie Edwards
LOT	Anthony Munoz	NT	Wilson Whitley
LG	Glenn Bujnoch	RDE	Ross Browner
C	Blair Bush	LOLB	Tom Dinkel,
RG	Max Montoya		Bo Harris
ROT	Mike Wilson	LILB	Jim LeClair
TE	Dan Ross	RILB	Glenn Cameron
WR	Isaac Curtis	ROLB	Reggie Williams
QB	Ken Anderson	LCB	Ray Griffin
HB	Charles Alexander,	RCB	Ken Riley
	Archie Griffin	SS	Greg Bright
FB	Pete Johnson,	FS	Dick Jauron
	Charles Alexander		

DEFENSE**	ST	AT	TT	SKS-YDS	INT-YDS	PD	FF	FR-YDS
Jim LeClair	74	24	98	0-0	0-0	7	0	1-0
Glenn Cameron	74	12	86	0-0	3-43	2	2	1-0
Reggie Williams	64	16	80	2-22	2-8	3	0	1-0
Tom Dinkel	49	14	63	1-11	0-0	2	0	3-0
Ray Griffin	50	8	58	0-0	2-80	8	1	2-14
Ross Browner	47	11	58	8-74	0-0	5	0	1-0
Bo Harris	44	11	55	2-11	0-0	3	2	2-15
Ken Riley	51	3	54	0-0	3-9	14	0	1-0
Bryan Hicks	46	6	52	1-10	1-8	4	1	1-0
Dick Jauron	40	9	49	0-0	1-11	3	1	1-0
Greg Bright	37	10	47	1-10	1-5	2	1	3-0
Eddie Edwards	42	1	43	12-105	0-0	1	0	1-0
Louis Breeden	38	0	38	0-0	7-91	12	0	0-0
Ron Simpkins	26	10	36	1-0	0-0	2	1	1-0
Wilson Whitley	25	7	32	2-16	0-0	0	0	0-0
Rick Razzano	11	4	15	0-0	0-0	0	0	1-0
Nathan Poole	10	1	11	0-0	0-0	0	1	1-0
Mike St. Clair	10	1	11	5-43	0-0	0	0	0-0
Gary Burley	9	0	9	0-0	0-0	1	0	0-0
Mike Levenseller	7	1	8	0-0	0-0	0	0	0-0
M.L. Harris	7	0	7	0-0	0-0	0	0	0-0
Mike White	6	1	7	0-0	0-0	0	0	0-0
Andrew Melontree	6	0	6	0-0	0-0	0	0	1-0
Blair Bush	4	1	5	0-0	0-0	0	0	0-0
Rod Horn	3	1	4	0-0	0-0	1	0	0-0
Jo-Jo Heath	3	0	3	0-0	0-0	1	0	0-0
Mike Wilson	3	0	3	0-0	0-0	0	0	0-0
Shafer Suggs	2	1	3	0-0	0-0	0	0	0-0
Jim Breech	2	0	2	0-0	0-0	0	0	0-0
Jim Browner	2	0	2	0-0	0-0	1	0	0-0
Bill Glass	2	0	2	0-0	0-0	0	0	0-0
Blake Moore	2	0	2	0-0	0-0	0	0	0-0
Anthony Munoz	2	0	2	0-0	0-0	0	0	0-0
Dan Ross	2	0	2	0-0	0-0	0	0	0-0
Charles Alexander	1	0	1	0-0	0-0	0	0	0-0
Glenn Bujnoch	1	0	1	0-0	0-0	0	0	0-0
Jim Corbett	1	0	1	0-0	0-0	0	0	0-0
Isaac Curtis	1	0	1	0-0	0-0	0	0	0-0
Archie Griffin	1	0	1	0-0	0-0	0	0	0-0
Dave Lapham	1	0	1	0-0	0-0	0	0	0-0
Cleotha Montgomery	1	0	1	0-0	0-0	0	0	0-0
Max Montoya	1	0	1	0-0	0-0	0	0	0-0
Jack Thompson	1	0	1	0-0	0-0	0	0	0-0

BLOCKED KICKS	BP	BFG	BXP
Bill Glass	0	1	0
Mike White	0	1	1

* *NOTE: The two-point conversion was not instituted in the NFL until 1994.*

** *NOTE: It was not standard practice to separate the three types of defensive statistics — defense, special teams and miscellaneous — until 1988. Thus, the defensive statistics listed above include the combined totals of all three types. All defensive statistics above are press box statistics produced at the games.*

1981 STATISTICS

RECORD: 12-4-0

HEAD COACH: FORREST GREGG
(BENGALS WON AFC CENTRAL DIVISION; SEE POSTSEASON PORTION OF TEAM HISTORY SECTION FOR POSTSEASON STATS)

DATE	W-L	SCORE	OPPONENT	ATTENDANCE
9-6-81	W	27-21	SEATTLE	41,177
9-13-81	W	31-30	at N.Y. Jets	49,454
9-20-81	L	17-20	CLEVELAND	52,170
9-27-81	W	27-24 (OT)	BUFFALO	46,418
10-4-81	L	10-17	at Houston	44,350
10-11-81	W	41-19	at Baltimore	33,060
10-18-81	W	34-7	PITTSBURGH	57,090
10-25-81	L	7-17	at New Orleans	46,336
11-1-81	W	34-21	HOUSTON	54,736
11-8-81	W	40-17	at San Diego	51,259
11-15-81	W	24-10	LOS ANGELES	56,836
11-22-81	W	38-21	DENVER	57,207
11-29-81	W	41-21	at Cleveland	75,186
12-6-81	L	3-21	SAN FRANCISCO	56,796
12-13-81	W	17-10	at Pittsburgh	50,623
12-20-81	W	30-28	at Atlanta	35,972

TEAM STATISTICS	BENGALS	OPPONENTS
TOTAL FIRST DOWNS	361	324
Rushing	124	126
Passing	210	167
Penalty	27	31
3rd Down: Made-Att.	100-221	96-226
3rd Down Pct.	45.2	42.5
4th Down: Made-Att.	—	—
4th Down Pct.	—	—
POSSESSION AVG.	30:52	29:08
TOTAL NET YARDS	5968	5289
Avg. Per Game	373.0	330.6
Total Plays	1078	1055
Avg. Per Play	5.5	5.0
NET YARDS RUSHING	1973	1881
Avg. Per Game	123.3	117.6
Total Rushes	493	465
NET YARDS PASSING	3995	3408
Avg. Per Game	249.7	213.0
Sacked-Yards Lost	35-205	42-349
Gross Yards	4200	3757
Att.-Completions	550-332	548-316
Completion Pct.	60.4	57.7
Had Intercepted	12	19
PUNTS-AVG.	73-44.8	81-40.3
Net Punting Avg.	—	—
PENALTIES-YARDS	109-896	104-787
FUMBLES-BALLS LOST	25-12	32-18
TOUCHDOWNS	51	38
Rushing	19	12
Passing	30	24
Returns	2	2

SCORE BY PERIODS	1	2	3	4	OT	PTS
BENGALS	74	150	58	136	3	421
OPPONENTS	38	111	17	138	0	304

SCORING	TD	TD-R	TD-P	TD-Rt	PAT	FG	S	PTS
Jim Breech	0	0	0	0	49-51	22-32	0	115
Pete Johnson	16	12	4	0	—	—	0	96
Cris Collinsworth	8	0	8	0	—	—	0	48
Steve Kreider	5	0	5	0	—	—	0	30
Dan Ross	5	0	5	0	—	—	0	30
Archie Griffin	4	3	1	0	—	—	0	24
Charles Alexander	3	2	1	0	—	—	0	18
Isaac Curtis	2	0	2	0	—	—	0	12
M.L. Harris	2	0	2	0	—	—	0	12
David Verser	2	0	2	0	—	—	0	12
Ken Anderson	1	1	0	0	—	—	0	6
Louis Breeden	1	0	0	1	—	—	0	6
Jim Hargrove	1	1	0	0	—	—	0	6
Mike St. Clair	1	0	0	1	—	—	0	6
BENGALS	51	19	30	2	49-51	22-32	0	421
OPPONENTS	38	12	24	2	38-38	12-21	1	304

Two-point conversions: (NA*).

RUSHING	ATT	YDS	AVG	LG	TD
Pete Johnson	274	1077	3.9	39t	12
Ken Anderson	46	320	7.0	25	1
Charles Alexander	98	292	3.0	16	2
Archie Griffin	47	163	3.5	23	3
Jim Hargrove	16	66	4.1	27	1
Turk Schonert	7	41	5.9	19	1
Steve Kreider	1	21	21.0	21	0
David Verser	2	11	5.5	9	0
Don Bass	1	9	9.0	9	0
Pat McInally	1	-27	-27.0	-27	0
BENGALS	493	1973	4.0	39t	19
OPPONENTS	465	1881	4.0	43	12

RECEIVING	REC	YDS	AVG	LG	TD
Dan Ross	71	910	12.8	37	5
Cris Collinsworth	67	1009	15.1	74t	8
Pete Johnson	46	320	7.0	33	4
Isaac Curtis	37	609	16.5	68	2
Steve Kreider	37	520	14.1	46	5
Charles Alexander	28	262	9.4	65t	1
Archie Griffin	20	160	8.0	17	1
M.L. Harris	13	181	13.9	42	2
David Verser	6	161	26.8	73t	2
Pat McInally	6	68	11.3	20	0
Jim Hargrove	1	0	0.0	0	0
BENGALS	332	4200	12.7	74t	30
OPPONENTS	316	3757	11.9	65t	24

INTERCEPTIONS	NO	YDS	AVG	LG	TD
Ken Riley	5	6	1.2	6	0
Louis Breeden	4	145	36.3	102t	1
Reggie Williams	4	33	8.3	14	0
Bo Harris	2	92	46.0	49	0
Mike Fuller	1	31	31.0	31	0
Rick Razzano	1	11	11.0	11	0
Glenn Cameron	1	0	0.0	0	0
Jim LeClair	1	0	0.0	0	0
BENGALS	19	318	16.7	102t	1
OPPONENTS	12	143	11.9	38	1

PUNTING	NO	YDS	AVG	NET	TB	IN-20	LG	BLK.
Pat McInally	72	3272	45.4	—	11	—	62	1
BENGALS	73	3272	44.8	—	11	—	62	1
OPPONENTS	81	3266	40.3	—	—	—	—	—

PUNT RETURNS	NO	FC	YDS	AVG	LG	TD
Mike Fuller	23	13	177	7.7	34	0
John Simmons	5	6	24	4.8	11	0
Bryan Hicks	1	0	4	4.0	4	0
BENGALS	29	19	205	7.1	34	0
OPPONENTS	42	—	416	9.9	—	0

KICKOFF RETURNS	NO	YDS	AVG	LG	TD
David Verser	29	691	23.8	78	0
Clarence Chapman	8	171	21.4	29	0
Archie Griffin	6	119	19.8	28	0
Mike Fuller	1	34	34.0	34	0
Ray Griffin	2	31	15.5	17	0
John Simmons	1	10	10.0	10	0
Tom Dinkel	1	0	0.0	0	0
Bobby Kemp	1	0	0.0	0	0
Rick Razzano	0f	0	—	—	0
BENGALS	49	1056	21.6	78	0
OPPONENTS	80	1612	20.2	96t	1

FIELD GOALS	1-19	20-29	30-39	40-49	50+
Jim Breech	0-0	9-11	7-9	5-11	1-1
BENGALS	0-0	9-11	7-9	5-11	1-1

Jim Breech: (25G, 40G, 43N), (25N, 44G), (42B, 29N, 21G), (23G, 28G), (45G, 36N, 48N), (38G, 24G), (27G, 23G), (—), (30G, 51G), (43G, 33G), (37G), (38G, 46N, 48N), (—), (30G), (38G, 41N), (39N, 29G, 20G, 45G).

USUAL STARTERS

OFFENSE		DEFENSE	
WR	Cris Collinsworth	LDE	Eddie Edwards
LOT	Anthony Munoz	NT	Wilson Whitley
LG	Dave Lapham	RDE	Ross Browner
C	Blair Bush	LOLB	Bo Harris
RG	Max Montoya	LILB	Jim LeClair
ROT	Mike Wilson	RILB	Glenn Cameron
TE	Dan Ross	ROLB	Reggie Williams
WR	Isaac Curtis	LCB	Louis Breeden
QB	Ken Anderson	RCB	Ken Riley
HB	Charles Alexander	SS	Bobby Kemp
FB	Pete Johnson	FS	Bryan Hicks

DEFENSE**	ST	AT	TT	SKS-YDS	INT-YDS	PD	FF	FR-YDS
Jim LeClair	81	31	112	1-10	1-0	7	0	1-0
Reggie Williams	83	23	106	11-90	4-33	3	3	3-0
Glenn Cameron	76	20	96	0-0	1-0	7	3	0-0
Bo Harris	69	20	89	2-11	2-92	5	0	2-3
Louis Breeden	67	13	80	0-0	4-145	12	1	1-10
Bryan Hicks	53	22	75	0-0	0-0	8	1	2-3
Bobby Kemp	53	17	70	1-6	0-0	8	2	0-0
Ross Browner	47	11	58	9-80	0-0	2	2	1-0
Eddie Edwards	36	11	47	10-89	0-0	0	2	1-0
Ken Riley	38	5	43	0-0	5-6	14	1	1-0
Rick Razzano	31	10	41	0-0	1-11	0	2	0-0
Wilson Whitley	23	8	31	2-12	0-0	0	0	0-0
Tom Dinkel	24	4	28	0-0	0-0	0	0	0-0
John Simmons	20	3	23	0-0	0-0	2	0	0-0
Rod Horn	18	5	23	0-0	0-0	0	0	1-0
Mike St. Clair	17	4	21	3-24	0-0	2	0	1-12
Guy Frazier	14	7	21	0-0	0-0	2	0	0-0
Ray Griffin	13	6	19	0-0	0-0	4	1	1-0
Mike Fuller	13	5	18	0-0	1-31	2	0	1-0
Gary Burley	11	3	14	2-26	0-0	0	0	0-0
Jeff Schuh	11	3	14	0-0	0-0	0	0	1-0
Oliver Davis	9	1	10	0-0	0-0	0	0	0-0
Blair Bush	7	2	9	0-0	0-0	0	0	0-0
Clarence Chapman	7	2	9	0-0	0-0	1	0	0-0
Steve Kreider	6	1	7	0-0	0-0	0	0	0-0
David Verser	6	1	7	0-0	0-0	0	0	0-0
Jim Hargrove	5	1	6	0-0	0-0	0	0	0-0
M.L. Harris	5	1	6	0-0	0-0	0	0	0-0
Greg Bright	3	1	4	0-0	0-0	0	0	0-0
Charles Alexander	2	0	2	0-0	0-0	0	0	0-0
Ken Anderson	2	0	2	0-0	0-0	0	0	0-0
Jim Breech	2	0	2	0-0	0-0	0	0	0-0
Dave Lapham	2	0	2	0-0	0-0	0	0	0-0
Anthony Munoz	2	0	2	0-0	0-0	0	0	0-0
Pat McInally	1	0	1	0-0	0-0	0	0	0-0
Dan Ross	1	0	1	0-0	0-0	0	0	0-0
Mike Wilson	1	0	1	0-0	0-0	0	0	0-0
Don Bass	0	0	0	0-0	0-0	0	0	1-0
(team)	—	—	—	1-1	—	—	—	—

BLOCKED KICKS	BP	BFG	BXP
(none)	0	0	0

PASSING	ATT	CMP	YDS	CMP%	YDS/ATT	TD	TD%	INT	INT%	LG	SKD-YDS	RAT
Ken Anderson	479	300	3754	62.6	7.84	29	6.1	10	2.1	74t	25-140	98.4
Jack Thompson	49	21	267	42.9	5.45	1	2.0	2	4.1	21	7-61	50.3
Turk Schonert	19	10	166	52.6	8.74	0	0.0	0	0.0	36	3-4	82.3
Steve Kreider	3	1	13	33.3	4.33	0	0.0	0	0.0	13	0-0	47.9
BENGALS	550	332	4200	60.4	7.64	30	5.5	12	2.2	74t	35-205	93.3
OPPONENTS	548	316	3757	57.7	6.86	24	4.4	19	3.5	65t	42-349	78.9

* *NOTE: The two-point conversion was not instituted in the NFL until 1994.*

** *NOTE: It was not standard practice to separate the three types of defensive statistics — defense, special teams and miscellaneous — until 1988. Thus, the defensive statistics listed above include the combined totals of all three types. All defensive statistics above are press box statistics produced at the games.*

1982 STATISTICS

RECORD: 7-2-0

HEAD COACH: FORREST GREGG
(BENGALS WERE SUPER BOWL TOURNAMENT QUALIFIER; SEE POSTSEASON PORTION OF TEAM HISTORY SECTION FOR POSTSEASON STATS)

DATE	W-L	SCORE	OPPONENT	ATTENDANCE
9-12-82	W	27-6	HOUSTON	52,268
9-19-82	L	20-26 (OT)	at Pittsburgh	53,973
— PLAYERS' STRIKE BEGINS, SEPT. 20 —				
9-27-82	—	—	at Cleveland	
10-3-82	—	—	MIAMI	CANCELED
10-10-82	—	—	at New England	CANCELED
10-17-82	—	—	at N.Y. Giants	CANCELED
10-24-82	—	—	DALLAS	CANCELED
10-31-82	—	—	PITTSBURGH	CANCELED
11-7-82	—	—	WASHINGTON	CANCELED
11-14-82	—	—	at Houston	CANCELED
— PLAYERS' STRIKE ENDS AT 57 DAYS, NOV. 17 —				
11-21-82	W	18-14	at Philadelphia	65,172
11-28-82	W	31-17	L.A. RAIDERS	53,330
12-5-82	W	20-17	at Baltimore	23,598
12-12-82	W	23-10	CLEVELAND	54,305
12-20-82	L	34-50	at San Diego	51,296
12-26-82	W	24-10	SEATTLE	55,330
1-2-83	W	35-27	at Houston	26,522

TEAM STATISTICS	BENGALS	OPPONENTS
TOTAL FIRST DOWNS	207	170
Rushing	63	61
Passing	123	102
Penalty	21	7
3rd Down: Made-Att.	66-122	35-104
3rd Down Pct.	54.1	33.7
4th Down: Made-Att.	2-3	9-13
4th Down Pct.	66.7	69.2
POSSESSION AVG.	33:26	26:34
TOTAL NET YARDS	3288	2893
Avg. Per Game	365.3	321.4
Total Plays	606	551
Avg. Per Play	5.4	5.3
NET YARDS RUSHING	949	850
Avg. Per Game	105.4	94.4
Total Rushes	269	223
NET YARDS PASSING	2339	2043
Avg. Per Game	259.9	227.0
Sacked-Yards Lost	27-162	22-207
Gross Yards	2501	2250
Att.-Completions	310-219	306-187
Completion Pct.	70.6	61.1
Had Intercepted	9	14
PUNTS-AVG.	31-38.7	37-40.1
Net Punting Avg.	—	—
PENALTIES-YARDS	56-475	64-551
FUMBLES-BALLS LOST	12-7	19-6
TOUCHDOWNS	27	21
Rushing	13	8
Passing	12	12
Returns	2	1

SCORE BY PERIODS	1	2	3	4	OT	PTS
BENGALS	48	76	62	46	0	232
OPPONENTS	24	42	51	54	6	177

SCORING	TD	TD-R	TD-P	TD-Rt	PAT	FG	S	PTS
Jim Breech	0	0	0	0	25-26	14-18	0	67
Pete Johnson	7	7	0	0	—	—	0	42
Ken Anderson	4	4	0	0	—	—	0	24
M.L. Harris	3	0	3	0	—	—	0	18
Dan Ross	3	0	3	0	—	—	0	18
Charles Alexander	2	1	1	0	—	—	0	12
Steve Kreider	1	0	1	0	^1	—	0	7
Cris Collinsworth	1	0	1	0	—	—	0	6
Isaac Curtis	1	0	1	0	—	—	0	6
Archie Griffin	1	1	0	0	—	—	0	6
Bo Harris	1	0	0	1	—	—	0	6
Rodney Holman	1	0	1	0	—	—	0	6
Ken Riley	1	0	0	1	—	—	0	6
David Verser	1	0	1	0	—	—	0	6
Reggie Williams	0	0	0	0	—	—	1	2
BENGALS	27	13	12	2	26-27	14-18	1	232
OPPONENTS	21	8	12	1	19-21	10-12	1	177

^PAT scored on a run.

Two-point conversions: (NA*).

RUSHING	ATT	YDS	AVG	LG	TD
Pete Johnson	156	622	4.0	21	7
Charles Alexander	64	207	3.2	18	1
Ken Anderson	25	85	3.4	12t	4
Archie Griffin	12	39	3.3	10t	1
Isaac Curtis	3	15	5.0	8	0
Rodney Tate	2	2	1.0	2	0
David Verser	1	1	1.0	1	0
M.L. Harris	2	-3	-1.5	5	0
Turk Schonert	3	-8	-2.7	-3	0
Cris Collinsworth	1	-11	-11.0	-11	0
BENGALS	269	949	3.5	21	13
OPPONENTS	223	850	3.8	48t	8

RECEIVING	REC	YDS	AVG	LG	TD
Cris Collinsworth	49	700	14.3	50	1
Dan Ross	47	508	10.8	28	3
Pete Johnson	31	267	8.6	25	0
Isaac Curtis	23	320	13.9	45	1
Archie Griffin	22	172	7.8	22	0
Steve Kreider	16	230	14.4	28	1
Charles Alexander	14	85	6.1	14	1
M.L. Harris	10	103	10.3	17t	3
David Verser	4	98	24.5	56t	1
Rodney Holman	3	18	6.0	10	1
BENGALS	219	2501	11.4	56t	12
OPPONENTS	187	2250	12.0	66t	12

INTERCEPTIONS	NO	YDS	AVG	LG	TD
Ken Riley	5	88	17.6	56t	1
Louis Breeden	2	9	4.5	9	0
Bo Harris	1	62	62.0	62t	1
Ross Browner	1	29	29.0	29	0
Ray Griffin	1	21	21.0	21	0
Reggie Williams	1	20	20.0	20	0
Jim LeClair	1	11	11.0	11	0
Mike Fuller	1	0	0.0	0	0
Bobby Kemp	1	0	0.0	0	0
BENGALS	14	240	17.1	62t	2
OPPONENTS	9	93	10.3	35	1

PUNTING	NO	YDS	AVG	NET	TB	IN-20	LG	BLK.
Pat McInally	31	1201	38.7	—	4	—	53	0
BENGALS	31	1201	38.7	—	4	—	53	0
OPPONENTS	37	1484	40.1	—	—	—	—	—

PUNT RETURNS	NO	FC	YDS	AVG	LG	TD
Mike Fuller	17	8	95	5.6	13	0
BENGALS	17	8	95	5.6	13	0
OPPONENTS	17	—	68	4.0	—	0

KICKOFF RETURNS	NO	YDS	AVG	LG	TD
David Verser	16	320	20.0	33	0
Rodney Tate	14	314	22.4	55	0
Mike Fuller	1	9	9.0	9	0
BENGALS	31	643	20.7	55	0
OPPONENTS	45	851	18.9	—	0

FIELD GOALS	1-19	20-29	30-39	40-49	50+
Jim Breech	2-2	3-3	5-6	3-5	1-2
BENGALS	2-2	3-3	5-6	3-5	1-2

Jim Breech: (25G, 43G, 47N, 43N), (31G, 50G, 39B), (49G, 19G, 38G), (35G), (—), (36G, 21G, 44G), (27G, 19G), (34G), (51N).

USUAL STARTERS

OFFENSE		DEFENSE	
WR	Cris Collinsworth	LDE	Eddie Edwards
LOT	Anthony Munoz	NT	Wilson Whitley
LG	Dave Lapham	RDE	Ross Browner
C	Blair Bush	LOLB	Bo Harris
RG	Max Montoya	LILB	Jim LeClair
ROT	Mike Wilson	RILB	Glenn Cameron
TE	Dan Ross	ROLB	Reggie Williams
WR	Isaac Curtis	LCB	Louis Breeden
QB	Ken Anderson	RCB	Ken Riley
HB	Charles Alexander	SS	Bobby Kemp
FB	Pete Johnson	FS	Bryan Hicks

DEFENSE**	ST	AT	TT	SKS-YDS	INT-YDS	PD	FF	FR-YDS
Bobby Kemp	41	11	52	1-2	1-0	6	1	0-0
Jim LeClair	33	17	50	2.5-20	1-11	1	0	0-0
Bryan Hicks	31	17	48	0-0	0-0	9	0	0-0
Reggie Williams	34	9	43	4.5-41	1-20	3	0	4-0
Glenn Cameron	29	14	43	0-0	0-0	1	1	0-0
Ross Browner	28	13	41	3-38	1-29	1	1	0-0
Bo Harris	31	9	40	2-22	1-62	2	1	0-0
Eddie Edwards	25	5	30	6-53	0-0	1	0	1-0
Ken Riley	26	3	29	0-0	5-88	9	0	0-0
Louis Breeden	25	4	29	1-13	2-9	5	0	0-0
Ray Griffin	18	5	23	0-0	1-21	4	0	0-0
Robert Jackson	17	3	20	0-0	0-0	0	1	0-0
Mike Fuller	16	3	19	0-0	1-0	0	0	1-0
Rick Razzano	12	4	16	0-0	0-0	0	1	0-0
Wilson Whitley	11	4	15	1-12	0-0	0	1	0-0
Guy Frazier	10	2	12	0-0	0-0	0	0	0-0
Tom Dinkel	7	2	9	0-0	0-0	0	0	0-0
Oliver Davis	6	3	9	0-0	0-0	2	0	0-0
Jeff Schuh	6	3	9	0-0	0-0	0	0	0-0
Rodney Holman	5	1	6	0-0	0-0	0	0	0-0
David Verser	3	2	5	0-0	0-0	0	0	0-0
Mike St. Clair	4	0	4	0-0	0-0	0	0	0-0
M.L. Harris	3	0	3	0-0	0-0	0	0	0-0
Glen Collins	2	1	3	1-6	0-0	0	0	0-0
Gary Burley	2	0	2	0-0	0-0	0	0	0-0
Blair Bush	2	0	2	0-0	0-0	0	0	0-0
Jerry Boyarsky	1	1	2	0-0	0-0	0	0	0-0
Ron Simpkins	1	1	2	0-0	0-0	0	1	0-0
Ken Anderson	1	0	1	0-0	0-0	0	0	0-0
Cris Collinsworth	1	0	1	0-0	0-0	0	0	0-0
Isaac Curtis	1	0	1	0-0	0-0	0	0	0-0
Pete Johnson	1	0	1	0-0	0-0	0	0	0-0
Steve Kreider	1	0	1	0-0	0-0	0	0	0-0
John Simmons	1	0	1	0-0	0-0	0	0	0-0
Emanuel Weaver	1	0	1	0-0	0-0	0	0	0-0
Mike Wilson	1	0	1	0-0	0-0	0	0	0-0

BLOCKED KICKS	BP	BFG	BXP
(team)	—	—	1

PASSING	ATT	CMP	YDS	CMP%	YDS/ATT	TD	TD%	INT	INT%	LG	SKD-YDS	RAT
Ken Anderson	309	218	2495	70.6	8.07	12	3.9	9	2.9	56t	26-154	95.3
Turk Schonert	1	1	6	100.0	6.00	0	0.0	0	0.0	6	1-8	91.7
BENGALS	310	219	2501	70.6	8.07	12	3.9	9	2.9	56t	27-162	95.4
OPPONENTS	306	187	2250	61.1	7.35	12	3.9	14	4.6	66t	22-207	77.7

* *NOTE: The two-point conversion was not instituted in the NFL until 1994.*

** *NOTE: It was not standard practice to separate the three types of defensive statistics — defense, special teams and miscellaneous — until 1988. Thus, the defensive statistics listed above include the combined totals of all three types. All defensive statistics above are press box statistics produced at the games.*

1983 STATISTICS

RECORD: 7-9-0

HEAD COACH: FORREST GREGG

DATE	W-L	SCORE	OPPONENT	ATTENDANCE
9-4-83	L	10-20	L.A. RAIDERS	50,956
9-11-83	L	6-10	BUFFALO	46,839
9-15-83	L	7-17	at Cleveland	79,700
9-25-83	W	23-17	at Tampa Bay	56,023
10-2-83	L	31-34	BALTIMORE	48,104
10-10-83	L	14-24	PITTSBURGH	56,086
10-16-83	L	17-24	at Denver	74,305
10-23-83	W	28-21	CLEVELAND	50,047
10-30-83	W	34-14	GREEN BAY	53,349
11-6-83	W	55-14	at Houston	39,706
11-13-83	L	15-20	at Kansas City	44,711
11-20-83	W	38-10	HOUSTON	46,375
11-28-83	L	14-38	at Miami	74,506
12-4-83	W	23-10	at Pittsburgh	55,832
12-11-83	W	17-9	DETROIT	45,728
12-17-83	L	14-20	at Minnesota	51,565

TEAM STATISTICS	BENGALS	OPPONENTS
TOTAL FIRST DOWNS	327	276
Rushing	127	96
Passing	179	156
Penalty	21	24
3rd Down: Made-Att.	97-212	94-216
3rd Down Pct.	45.8	43.5
4th Down: Made-Att.	7-13	7-11
4th Down Pct.	53.8	63.6
POSSESSION AVG.	31:29	28:31
TOTAL NET YARDS	5287	4327
Avg. Per Game	330.4	270.4
Total Plays	1036	973
Avg. Per Play	5.1	4.4
NET YARDS RUSHING	2104	1499
Avg. Per Game	131.5	93.7
Total Rushes	542	430
NET YARDS PASSING	3183	2828
Avg. Per Game	198.9	176.8
Sacked-Yards Lost	40-309	41-335
Gross Yards	3492	3163
Att.-Completions	454-290	502-288
Completion Pct.	63.9	57.4
Had Intercepted	18	23
PUNTS-AVG.	69-40.6	76-42.3
Net Punting Avg.	—	—
PENALTIES-YARDS	99-837	100-871
FUMBLES-BALLS LOST	35-15	35-16
TOUCHDOWNS	43	36
Rushing	24	16
Passing	14	17
Returns	5	3

SCORE BY PERIODS	1	2	3	4	OT	PTS
BENGALS	102	140	54	50	0	346
OPPONENTS	55	86	65	96	0	302

SCORING	TD	TD-R	TD-P	TD-Rt	PAT	FG	S	PTS
Jim Breech	0	0	0	0	39-41	16-23	0	87
Pete Johnson	14	14	0	0	—	—	0	84
Cris Collinsworth	5	0	5	0	—	—	0	30
Charles Alexander	3	3	0	0	—	—	0	18
Larry Kinnebrew	3	3	0	0	—	—	0	18
Dan Ross	3	0	3	0	—	—	0	18
Isaac Curtis	2	0	2	0	—	—	0	12
M.L. Harris	2	0	2	0	—	—	0	12
Ken Riley	2	0	0	2	—	—	0	12
Turk Schonert	2	2	0	0	—	—	0	12
Stanley Wilson	2	1	1	0	—	—	0	12
Ken Anderson	1	1	0	0	—	—	0	6
James Griffin	1	0	0	1	—	—	0	6
Ray Horton	1	0	0	1	—	—	0	6
Steve Kreider	1	0	1	0	—	—	0	6
Reggie Williams	1	0	0	1	—	—	0	6
Ross Browner	0	0	0	0	^1	—	0	1
BENGALS	43	24	14	5	40-43	16-23	0	346
OPPONENTS	36	16	17	3	35-36	17-22	0	302

^PAT scored on a pass from Steve Kreider.

Two-point conversions: (NA*).

RUSHING	ATT	YDS	AVG	LG	TD
Pete Johnson	210	763	3.6	16t	14
Charles Alexander	153	523	3.4	12	3
Stanley Wilson	56	267	4.8	18	1
Larry Kinnebrew	39	156	4.0	17	3
Ken Anderson	22	147	6.7	29	1
Turk Schonert	29	117	4.0	15	2
Rodney Tate	25	77	3.1	13	0
David Verser	2	31	15.5	29	0
Mike Martin	2	21	10.5	15	0
Cris Collinsworth	2	2	1.0	8	0
Steve Kreider	1	2	2.0	2	0
Jeff Christensen	1	-2	-2.0	-2	0
BENGALS	542	2104	3.9	29	24
OPPONENTS	430	1499	3.5	40	16

RECEIVING	REC	YDS	AVG	LG	TD
Cris Collinsworth	66	1130	17.1	63	5
Isaac Curtis	42	571	13.6	80t	2
Steve Kreider	42	554	13.2	54	1
Dan Ross	42	483	11.5	30	3
Charles Alexander	32	187	5.8	14	0
Rodney Tate	18	142	7.9	25	0
Pete Johnson	15	129	8.6	18	0
Stanley Wilson	12	107	8.9	19	1
M.L. Harris	8	66	8.3	14	2
David Verser	7	82	11.7	22	0
Mike Martin	2	22	11.0	12	0
Rodney Holman	2	15	7.5	10	0
Larry Kinnebrew	2	4	2.0	2	0
BENGALS	290	3492	12.0	80t	14
OPPONENTS	288	3163	11.0	53	17

INTERCEPTIONS	NO	YDS	AVG	LG	TD
Ken Riley	8	89	11.1	42t	2
Ray Horton	5	121	24.2	55t	1
Bobby Kemp	3	26	8.7	26	0
Louis Breeden	2	47	23.5	39	0
Ray Griffin	2	24	12.0	24	0
Robert Jackson	2	21	10.5	15	0
James Griffin	1	41	41.0	41t	1
BENGALS	23	369	16.0	55t	4
OPPONENTS	18	298	16.6	70t	2

PUNTING	NO	YDS	AVG	NET	TB	IN-20	LG	BLK.
Pat McInally	67	2804	41.9	—	9	13	60	2
BENGALS	69	2804	40.6	—	9	13	60	2
OPPONENTS	76	3211	42.3	—	—	21	70	—

PUNT RETURNS	NO	FC	YDS	AVG	LG	TD
John Simmons	25	2	173	6.9	43	0
Mike Martin	23	3	227	9.9	19	0
Ray Horton	1	1	10	10.0	10	0
BENGALS	49	6	410	8.4	43	0
OPPONENTS	41	5	310	7.6	50	0

KICKOFF RETURNS	NO	YDS	AVG	LG	TD
John Simmons	14	317	22.6	36	0
David Verser	13	253	19.5	29	0
Rodney Tate	13	218	16.8	23	0
Stanley Wilson	7	161	23.0	32	0
Ray Horton	5	128	25.6	49	0
Mike Martin	1	19	19.0	19	0
Tom Dinkel	1	1	1.0	1	0
BENGALS	54	1097	20.3	49	0
OPPONENTS	68	1298	19.1	90	0

FIELD GOALS	1-19	20-29	30-39	40-49	50+
Jim Breech	2-2	7-7	5-7	2-5	0-2
BENGALS	2-2	7-7	5-7	2-5	0-2

Jim Breech: (36G), (40N, 47G, 30G), (—), (24G), (19G), (47N), (51N, 35G), (—), (—), (29G, 44G), (31G, 23G, 23G), (26G), (—), (32G, 19G, 27G), (32N, 28G), (44N, 35N, 52N).

USUAL STARTERS

OFFENSE		DEFENSE	
WR	Cris Collinsworth	LDE	Eddie Edwards
LOT	Anthony Munoz	NT	Jerry Boyarsky
LG	Dave Lapham	RDE	Ross Browner, Glenn Collins
C	Dave Rimington		
RG	Max Montoya	LOLB	Tom Dinkel
ROT	Mike Wilson	LILB	Jim LeClair
TE	Dan Ross	RILB	Glenn Cameron
WR	Isaac Curtis	ROLB	Reggie Williams
QB	Ken Anderson	LCB	Louis Breeden
HB	Rodney Tate, Charles Alexander	RCB	Ken Riley
		SS	Bobby Kemp
FB	Charles Alexander, Pete Johnson	FS	Robert Jackson

DEFENSE**	ST	AT	TT	SKS-YDS	INT-YDS	PD	FF	FR-YDS
Glenn Cameron	63	40	103	2-18	0-0	1	0	1-1
Reggie Williams	57	33	90	7.5-64.5	0-0	5	3	4-59
Robert Jackson	51	37	88	0-0	2-21	7	0	0-0
Jim LeClair	38	40	78	1-11	0-0	2	0	0-0
Louis Breeden	44	15	59	1-9	2-47	10	1	1-0
Bobby Kemp	38	21	59	1-10	3-26	7	1	1-0
Tim Krumrie	32	21	53	1.5-2.5	0-0	0	0	1-0
Ken Riley	39	5	44	0-0	8-89	12	0	1-0
Ray Horton	28	16	44	0-0	5-121	6	0	0-0
Guy Frazier	28	14	42	1-8	0-0	0	0	0-0
Ross Browner	25	15	40	3-26	0-0	1	2	0-0
Eddie Edwards	23	15	38	13-94.5	0-0	0	0	1-0
Rick Razzano	20	16	36	0-0	0-0	0	0	1-0
Tom Dinkel	22	12	34	0.5-4	0-0	3	0	2-4
Jerry Boyarsky	18	14	32	1.5-13.5	0-0	0	0	0-0
Ray Griffin	20	4	24	1-10	2-24	0	1	1-13
Glen Collins	13	8	21	5-53	0-0	2	1	1-0
John Simmons	10	7	17	0-0	0-0	1	0	0-0
Jeff Schuh	8	5	13	0-0	0-0	0	0	0-0
Larry Kinnebrew	10	2	12	0-0	0-0	0	0	0-0
Steve Maidlow	10	1	11	0-0	0-0	0	0	0-0
Ron Simpkins	5	6	11	0-0	0-0	0	0	1-0
James Griffin	8	2	10	0-0	1-41	1	0	0-0
Jimmy Turner	6	2	8	0-0	0-0	0	1	0-0
Stanley Wilson	4	3	7	0-0	0-0	0	0	0-0
Gary Burley	5	0	5	2-11	0-0	2	0	0-0
Rodney Holman	4	1	5	0-0	0-0	0	0	0-0
M.L. Harris	3	1	4	0-0	0-0	0	0	0-0
Charles Alexander	3	0	3	0-0	0-0	0	0	0-0
Mike Martin	3	0	3	0-0	0-0	0	0	0-0
Isaac Curtis	2	0	2	0-0	0-0	0	0	0-0
Jim Hannula	0	2	2	0-0	0-0	0	0	0-0
Jim Breech	1	0	1	0-0	0-0	0	0	0-0
Cris Collinsworth	1	0	1	0-0	0-0	0	0	0-0
Pete Johnson	1	0	1	0-0	0-0	0	0	0-0
Steve Kreider	1	0	1	0-0	0-0	0	0	0-0
Dave Lapham	1	0	1	0-0	0-0	0	0	0-0
Anthony Munoz	1	0	1	0-0	0-0	0	0	0-0
Dave Rimington	1	0	1	0-0	0-0	0	0	0-0
Dan Ross	1	0	1	0-0	0-0	0	0	0-0
Bryan Hicks	0	1	1	0-0	0-0	1	0	0-0

BLOCKED KICKS	BP	BFG	BXP
Tim Krumrie	0	0	1

PASSING	ATT	CMP	YDS	CMP%	YDS/ATT	TD	TD%	INT	INT%	LG	SKD-YDS	RAT
Ken Anderson	297	198	2333	66.7	7.86	12	4.0	13	4.4	80t	25-187	85.6
Turk Schonert	156	92	1159	59.0	7.43	2	1.3	5	3.2	54	15-122	73.1
Steve Kreider	1	0	0	0.00	0.00	0	0.0	0	0.0	—	0-0	39.6
BENGALS	454	290	3492	63.9	7.69	14	3.1	18	4.0	80t	40-309	81.1
OPPONENTS	502	288	3163	57.4	6.30	17	3.4	23	4.6	53	41-335	68.3

* *NOTE: The two-point conversion was not instituted in the NFL until 1994.*

** *NOTE: It was not standard practice to separate the three types of defensive statistics — defense, special teams and miscellaneous — until 1988. Thus, the defensive statistics listed above include the combined totals of all three types. All defensive statistics above are press box statistics produced at the games.*

1984 STATISTICS

RECORD: 8-8-0

HEAD COACH: SAM WYCHE

DATE	W-L	SCORE	OPPONENT	ATTENDANCE
9-2-84	L	17-20	at Denver	74,178
9-9-84	L	22-27	KANSAS CITY	47,111
9-16-84	L	23-43	at N.Y. Jets	64,193
9-23-84	L	14-24	L.A. RAMS	45,406
10-1-84	L	17-38	at Pittsburgh	57,098
10-7-84	W	13-3	HOUSTON	43,637
10-14-84	L	14-20	at New England	48,154
0ct. 21-84	W	12-9	CLEVELAND	50,667
10-28-84	W	31-13	at Houston	34,010
11-4-84	L	17-23	at San Francisco	58,324
11-11-84	W	22-20	PITTSBURGH	52,497
11-18-84	L	6-26	SEATTLE	50,280
11-25-84	W	35-14	ATLANTA	44,678
12-2-84	W	20-17 (OT)	at Cleveland	51,774
12-9-84	W	24-21	at New Orleans	40,855
12-16-84	W	52-21	BUFFALO	55,771

TEAM STATISTICS	BENGALS	OPPONENTS
TOTAL FIRST DOWNS	339	322
Rushing	135	115
Passing	179	191
Penalty	25	16
3rd Down: Made-Att.	93-211	82-202
3rd Down Pct.	44.1	40.6
4th Down: Made-Att.	10-14	5-11
4th Down Pct.	71.4	45.5
POSSESSION AVG.	30:50	29:10
TOTAL NET YARDS	5480	5259
Avg. Per Game	342.5	328.7
Total Plays	1081	1034
Avg. Per Play	5.1	5.1
NET YARDS RUSHING	2179	1868
Avg. Per Game	136.2	116.8
Total Rushes	540	477
NET YARDS PASSING	3301	3391
Avg. Per Game	206.3	211.9
Sacked-Yards Lost	45-358	40-298
Gross Yards	3659	3689
Att.-Completions	496-306	517-302
Completion Pct.	61.7	58.4
Had Intercepted	22	25
PUNTS-AVG.	67-42.3	67-41.4
Net Punting Avg.	35.3	31.6
PENALTIES-YARDS	85-693	90-743
FUMBLES-BALLS LOST	32-17	27-15
TOUCHDOWNS	39	39
Rushing	18	21
Passing	17	15
Returns	4	3

SCORE BY PERIODS	1	2	3	4	OT	PTS
BENGALS	53	105	77	101	3	339
OPPONENTS	40	98	78	123	0	339

SCORING	TD	TD-R	TD-P	TD-Rt	PAT	FG	S	PTS
Jim Breech	0	0	0	0	37-37	22-31	0	103
Larry Kinnebrew	10	9	1	0	—	—	0	60
Cris Collinsworth	6	0	6	0	—	—	0	36
Stanford Jennings	5	2	3	0	—	—	0	30
James Brooks	4	2	2	0	—	—	0	24
Charles Alexander	2	2	0	0	—	—	0	12
Boomer Esiason	2	2	0	0	—	—	0	12
M.L. Harris	2	0	2	0	—	—	0	12
James Griffin	1	0	0	1	—	—	0	6
Rodney Holman	1	0	1	0	—	—	0	6
Ray Horton	1	0	0	1	—	—	0	6
Robert Jackson	1	0	0	1	—	—	0	6
Steve Kreider	1	0	1	0	—	—	0	6
Anthony Munoz	1	0	1	0	—	—	0	6
Turk Schonert	1	1	0	0	—	—	0	6
John Simmons	1	0	0	1	—	—	0	6
(team)	—	—	—	—	—	—	1	2
BENGALS	39	18	17	4	37-39	22-31	1	339
OPPONENTS	39	21	15	3	37-39	22-27	1	339

Two-point conversions: (NA*).

RUSHING	ATT	YDS	AVG	LG	TD
Larry Kinnebrew	154	623	4.0	23	9
Charles Alexander	132	479	3.6	22	2
James Brooks	103	396	3.8	33	2
Stanford Jennings	79	379	4.8	20t	2
Turk Schonert	13	77	5.9	17	1
Stanley Wilson	17	74	4.4	9	0
Ken Anderson	11	64	5.8	14	0
Boomer Esiason	19	63	3.3	9	2
John Farley	7	11	1.6	5	0
Cris Collinsworth	1	7	7.0	7	0
David Verser	2	5	2.5	3	0
Mike Martin	1	3	3.0	3	0
M.L. Harris	1	-2	-2.0	-2	0
BENGALS	540	2179	4.0	33	18
OPPONENTS	477	1868	3.9	36t	21

RECEIVING	REC	YDS	AVG	LG	TD
Cris Collinsworth	64	989	15.5	57t	6
M.L. Harris	48	759	15.8	80t	2
Stanford Jennings	35	346	9.9	43	3
James Brooks	34	268	7.9	27t	2
Charles Alexander	29	203	7.0	22	0
Rodney Holman	21	239	11.4	27	1
Steve Kreider	20	243	12.2	27	1
Larry Kinnebrew	19	159	8.4	22	1
Isaac Curtis	12	135	11.3	22	0
Mike Martin	11	164	14.9	42	0
David Verser	6	113	18.8	28	0
Stanley Wilson	2	15	7.5	11	0
Don Kern	2	14	7.0	9	0
John Farley	2	11	5.5	10	0
Anthony Munoz	1	1	1.0	1t	1
BENGALS	306	3659	12.0	80t	17
OPPONENTS	302	3689	12.2	76	15

INTERCEPTIONS	NO	YDS	AVG	LG	TD
Louis Breeden	4	96	24.0	70	0
Robert Jackson	4	32	8.0	28t	1
Bobby Kemp	4	27	6.8	14	0
Ray Horton	3	48	16.0	48t	1
John Simmons	2	43	21.5	43t	1
Reggie Williams	2	33	16.5	33	0
Ray Griffin	2	13	6.5	13	0
James Griffin	1	57	57.0	57t	1
Glenn Cameron	1	15	15.0	15	0
Jimmy Turner	1	4	4.0	4	0
Jeff Schuh	1	0	0.0	0	0
BENGALS	25	368	14.7	70	4
OPPONENTS	22	364	16.5	52t	2

PUNTING	NO	YDS	AVG	NET	TB	IN-20	LG	BLK.
Pat McInally	67	2832	42.3	—	8	19	61	0
BENGALS	67	2832	42.3	—	8	19	61	0
OPPONENTS	67	2771	41.4	—	—	—	—	—

PUNT RETURNS	NO	FC	YDS	AVG	LG	TD
Mike Martin	24	5	376	15.7	55	0
John Simmons	12	6	98	8.2	30	0
Ray Horton	2	0	-1	-0.5	1	0
BENGALS	38	11	473	12.4	55	0
OPPONENTS	38	3	310	8.2	19	0

KICKOFF RETURNS	NO	YDS	AVG	LG	TD
Stanford Jennings	22	452	20.5	46	0
Mike Martin	19	386	20.3	44	0
James Brooks	7	144	20.6	37	0
John Farley	6	93	15.5	32	0
David Verser	3	46	15.3	23	0
John Simmons	1	15	15.0	15	0
M.L. Harris	1	12	12.0	12	0
Larry Kinnebrew	1	7	7.0	7	0
Gary Williams	1	0	0.0	0	0
BENGALS	61	1155	18.9	46	0
OPPONENTS	69	1446	21.0	73	1

FIELD GOALS	1-19	20-29	30-39	40-49	50+
Jim Breech	0-0	9-10	10-12	3-4	0-5
BENGALS	0-0	9-10	10-12	3-4	0-5

Jim Breech: (46G, 50N, 22N), (55N, 29G, 48G), (21G), (—), (32G), (22G, 33G, 51N), (37N, 35N), (24G, 23G, 33G, 25G), (33G), (39G), (42G, 21G, 28G), (30G, 33G), (51N), (22G, 43N, 35G), (50N, 35G), (36G).

USUAL STARTERS

OFFENSE		DEFENSE	
WR	Cris Collinsworth	LDE	Eddie Edwards
LOT	Anthony Munoz	NT	Tim Krumrie
LG	Brian Blados	RDE	Ross Browner
C	Dave Rimington	LOLB	Jeff Schuh
RG	Max Montoya	LILB	Ron Simpkins
ROT	Mike Wilson	RILB	Glenn Cameron
TE	M.L. Harris	ROLB	Reggie Williams
WR	Isaac Curtis	LCB	Louis Breeden
QB	Ken Anderson	RCB	Ray Horton
HB	James Brooks	SS	Jimmy Turner, Bobby Kemp
FB	Charles Alexander	FS	Robert Jackson

DEFENSE**	ST	AT	TT	SKS-YDS	INT-YDS	PD	FF	FR-YDS
Reggie Williams	65	27	92	9-55	2-33	6	0	0-0
Tim Krumrie	57	27	84	5-46	0-0	0	0	1-8
Ron Simpkins	52	28	80	0-0	0-0	2	0	1-0
Robert Jackson	54	22	76	0-0	4-32	10	1	2-0
Ross Browner	48	26	74	8-54	0-0	3	3	1-0
Ray Horton	49	17	66	1-8	3-48	16	1	1-0
Eddie Edwards	48	16	64	9-68	0-0	1	2	3-(-2)
Glenn Cameron	38	22	60	1-7	1-15	2	0	0-0
Louis Breeden	43	15	58	0-0	4-96	14	0	0-0
Jeff Schuh	36	16	52	2-17	1-0	1	0	0-0
Jimmy Turner	38	12	50	0-0	1-4	6	0	1-0
Bobby Kemp	35	10	45	0-0	4-27	6	0	1-0
Guy Frazier	26	16	42	2-21	0-0	2	2	0-0
John Simmons	24	8	32	0-0	2-43	5	1	0-0
Rick Razzano	12	15	27	0-0	0-0	1	0	1-0
Ray Griffin	20	5	25	0-0	2-13	5	0	1-0
Jerry Boyarsky	8	10	18	0-0	0-0	0	0	0-0
James Griffin	13	3	16	0-0	1-57	4	0	0-0
Don Kern	8	7	15	0-0	0-0	0	1	0-0
Steve Maidlow	10	3	13	0-0	0-0	0	0	0-0
Leo Barker	8	4	12	0-0	0-0	0	0	0-0
Glen Collins	7	5	12	3-22	0-0	1	1	1-0
Bruce Kozerski	7	1	8	0-0	0-0	0	0	0-0
Rodney Holman	5	1	6	0-0	0-0	0	0	1-0
Pete Koch	5	1	6	0-0	0-0	0	0	0-0
Larry Kinnebrew	3	2	5	0-0	0-0	0	0	0-0
Charles Alexander	3	0	3	0-0	0-0	0	0	0-0
Mike Martin	3	0	3	0-0	0-0	0	0	0-0
Ralph Battle	2	1	3	0-0	0-0	0	0	0-0
Brian Pillman	2	1	3	0-0	0-0	0	0	0-0
M.L. Harris	2	0	2	0-0	0-0	0	0	0-0
David Verser	2	0	2	0-0	0-0	0	0	0-0
Jim Breech	1	1	2	0-0	0-0	0	0	0-0
Ken Anderson	1	0	1	0-0	0-0	0	0	0-0
Brian Blados	1	0	1	0-0	0-0	0	0	0-0
Isaac Curtis	1	0	1	0-0	0-0	0	0	0-0
John Farley	1	0	1	0-0	0-0	0	0	0-0
Max Montoya	1	0	1	0-0	0-0	0	0	0-0
Anthony Munoz	1	0	1	0-0	0-0	0	0	0-0
Dave Rimington	1	0	1	0-0	0-0	0	1	0-0
Mike Wilson	1	0	1	0-0	0-0	0	0	0-0
Stanley Wilson	1	0	1	0-0	0-0	0	0	0-0

BLOCKED KICKS	BP	BFG	BXP
Rodney Holman	1	0	0

PASSING	ATT	CMP	YDS	CMP%	YDS/ATT	TD	TD%	INT	INT%	LG	SKD-YDS	RAT
Ken Anderson	275	175	2107	63.6	7.66	10	3.6	12	4.4	80t	24-191	81.0
Turk Schonert	117	78	945	66.7	8.08	4	3.4	7	6.0	57t	16-115	77.8
Boomer Esiason	102	51	530	50.0	5.20	3	2.9	3	2.9	36	5-52	62.9
Pat McInally	2	2	77	100.0	38.50	0	0.0	0	0.0	43	0-0	118.8
BENGALS	496	306	3659	61.7	7.38	17	3.4	22	4.4	80t	45-358	77.2
OPPONENTS	517	302	3689	58.4	7.14	15	2.9	25	4.8	76	40-298	70.0

* *NOTE: The two-point conversion was not instituted in the NFL until 1994.*

** *NOTE: It was not standard practice to separate the three types of defensive statistics — defense, special teams and miscellaneous — until 1988. Thus, the defensive statistics listed above include the combined totals of all three types. All defensive statistics above are press box statistics produced at the games.*

1985 STATISTICS

RECORD: 7-9-0

HEAD COACH: SAM WYCHE

DATE	W-L	SCORE	OPPONENT	ATTENDANCE
9-8-85	L	24-28	SEATTLE	51,625
9-15-85	L	27-41	at St. Louis	46,321
9-22-85	L	41-44	SAN DIEGO	52,270
9-30-85	W	37-24	at Pittsburgh	59,541
10-6-85	L	20-29	N.Y. JETS	51,785
10-13-85	W	35-30	N.Y. GIANTS	53,112
10-20-85	L	27-44	at Houston	35,590
10-27-85	W	26-21	PITTSBURGH	55,421
11-3-85	W	23-17	at Buffalo	25,640
11-10-85	W	27-10	CLEVELAND	57,293
11-17-85	L	6-13	at L.A. Raiders	52,501
11-24-85	L	6-24	at Cleveland	74,439
12-1-85	W	45-27	HOUSTON	46,140
12-8-85	W	50-24	DALLAS	56,936
12-15-85	L	24-27	at Washington	50,544
12-22-85	L	23-34	at New England	57,953

TEAM STATISTICS	BENGALS	OPPONENTS
TOTAL FIRST DOWNS	344	337
Rushing	125	118
Passing	191	194
Penalty	28	25
3rd Down: Made-Att.	82-208	85-197
3rd Down Pct.	39.4	43.1
4th Down: Made-Att.	9-19	8-12
4th Down Pct.	47.4	66.7
POSSESSION AVG.	31:18	28:42
TOTAL NET YARDS	5900	5663
Avg. Per Game	368.8	353.9
Total Plays	1062	1019
Avg. Per Play	5.6	5.6
NET YARDS RUSHING	2183	1999
Avg. Per Game	136.4	124.9
Total Rushes	503	461
NET YARDS PASSING	3717	3664
Avg. Per Game	232.3	229.0
Sacked-Yards Lost	41-365	40-334
Gross Yards	4082	3998
Att.-Completions	518-302	518-297
Completion Pct.	58.3	57.3
Had Intercepted	13	19
PUNTS-AVG.	63-40.7	60-41.3
Net Punting Avg.	29.7	34.5
PENALTIES-YARDS	110-795	84-731
FUMBLES-BALLS LOST	35-16	34-19
TOUCHDOWNS	53	51
Rushing	20	23
Passing	31	26
Returns	2	2

SCORE BY PERIODS	1	2	3	4	OT	PTS
BENGALS	115	106	119	101	0	441
OPPONENTS	61	131	107	138	0	437

SCORING	TD	TD-R	TD-P	TD-Rt	PAT	FG	S	PTS
Jim Breech	0	0	0	0	48-50	24-33	0	120
James Brooks	12	7	5	0	—	—	0	72
Larry Kinnebrew	10	9	1	0	—	—	0	60
Eddie Brown	8	0	8	0	—	—	0	48
Rodney Holman	7	0	7	0	—	—	0	42
Cris Collinsworth	5	0	5	0	—	—	0	30
Stanford Jennings	4	1	3	0	—	—	0	24
Charles Alexander	2	2	0	0	—	—	0	12
Steve Kreider	1	0	1	0	^1	—	0	7
Boomer Esiason	1	1	0	0	—	—	0	6
James Griffin	1	0	0	1	—	—	0	6
M.L. Harris	1	0	1	0	—	—	0	6
Robert Jackson	1	0	0	1	—	—	0	6
Ross Browner	0	0	0	0	—	—	1	2
BENGALS	53	20	31	2	49-53	24-33	1	441
OPPONENTS	51	23	26	2	51-51	26-34	1	437

^PAT scored on a run.

Two-point conversions: (NA*).

RUSHING	ATT	YDS	AVG	LG	TD
James Brooks	192	929	4.8	39	7
Larry Kinnebrew	170	714	4.2	29	9
Charles Alexander	44	156	3.5	18	2
Eddie Brown	14	129	9.2	35	0
Stanford Jennings	31	92	3.0	19	1
Boomer Esiason	33	79	2.4	20	1
Bill Johnson	8	44	5.5	15	0
Turk Schonert	8	39	4.9	17	0
Cris Collinsworth	1	3	3.0	3	0
Ken Anderson	1	0	0.0	0	0
Pat McInally	1	-2	-2.0	-2	0
BENGALS	503	2183	4.3	39	20
OPPONENTS	461	1999	4.3	56t	23

RECEIVING	REC	YDS	AVG	LG	TD
Cris Collinsworth	65	1125	17.3	71	5
James Brooks	55	576	10.5	57t	5
Eddie Brown	53	942	17.8	68t	8
Rodney Holman	38	479	12.6	64t	7
Larry Kinnebrew	22	187	8.5	29t	1
Charles Alexander	15	110	7.3	19	0
Mike Martin	14	187	13.4	28	0
Stanford Jennings	12	101	8.4	24	3
Steve Kreider	10	184	18.4	56	1
M.L. Harris	10	123	12.3	22t	1
Dan Ross	6	63	10.5	20	0
Brian Blados	1	4	4.0	4	0
Anthony Munoz	1	1	1.0	1	0
BENGALS	302	4082	13.5	71	31
OPPONENTS	297	3998	13.5	72t	26

INTERCEPTIONS	NO	YDS	AVG	LG	TD
James Griffin	7	116	16.6	33	1
Robert Jackson	6	100	16.7	57t	1
Louis Breeden	2	24	12.0	30	0
Ray Horton	2	3	1.5	3	0
Jimmy Turner	1	40	40.0	40	0
Bobby Kemp	1	0	0.0	0	0
BENGALS	19	283	14.9	57t	2
OPPONENTS	13	199	15.3	58	0

PUNTING	NO	YDS	AVG	NET	TB	IN-20	LG	BLK.
Pat McInally	57	2410	42.3	—	7	8	64	1
Jim Breech	5	153	30.6	—	0	2	43	0
BENGALS	63	2563	40.7	—	7	10	64	1
OPPONENTS	60	2477	41.3	—	7	11	63	0

PUNT RETURNS	NO	FC	YDS	AVG	LG	TD
Mike Martin	32	8	268	8.4	26	0
BENGALS	32	8	268	8.4	26	0
OPPONENTS	42	0	554	13.2	62t	1

KICKOFF RETURNS	NO	YDS	AVG	LG	TD
Mike Martin	48	1104	23.0	45	0
Stanford Jennings	13	218	16.8	26	0
James Brooks	3	38	12.7	15	0
Carl Zander	1	19	19.0	19	0
Eddie Brown	1	6	6.0	6	0
James Griffin	1	0	0.0	0	0
BENGALS	67	1385	20.7	45	0
OPPONENTS	81	1734	21.4	58	0

FIELD GOALS	1-19	20-29	30-39	40-49	50+
Jim Breech	0-0	7-8	12-13	4-6	1-6
BENGALS	0-0	7-8	12-13	4-6	1-6

Jim Breech: (22G), (46G, 33G), (—), (50N, 32G), (29G, 53G, 53N), (—), (47G, 22G), (32G, 39G, 40G, 37G), (31G), (28G, 33G, 51N, 50N), (37N, 39G, 37G), (30G, 29G), (48N, 28N, 29G), (49N), (51N, 38G), (22G, 42G, 30G).

USUAL STARTERS

OFFENSE		DEFENSE	
WR	Cris Collinsworth	LDE	Eddie Edwards
LOT	Anthony Munoz	NT	Tim Krumrie
LG	Brian Blados	RDE	Ross Browner
C	Dave Rimington	LOLB	Jeff Schuh
RG	Max Montoya	LILB	Ron Simpkins, Carl Zander
ROT	Mike Wilson		
TE	Rodney Holman	RILB	Glenn Cameron
WR	Eddie Brown	ROLB	Reggie Williams
QB	Boomer Esiason	LCB	Louis Breeden
HB	James Brooks	RCB	Ray Horton
FB	Larry Kinnebrew	SS	Bobby Kemp
		FS	James Griffin

DEFENSE**	ST	AT	TT	SKS-YDS	INT-YDS	PD	FF	FR-YDS
Tim Krumrie	68	28	96	3.5-25	0-0	1	1	2-0
Robert Jackson	70	16	86	0-0	6-100	12	2	1-0
Louis Breeden	60	21	81	1-10	2-24	17	0	0-0
Ron Simpkins	56	22	78	3.5-31	0-0	2	2	1-4
Bobby Kemp	57	17	74	1-5	1-0	3	1	0-0
Reggie Williams	44	22	66	3.5-31	0-0	4	3	4-4
Ray Horton	53	10	63	0-0	2-3	8	0	1-0
Ross Browner	48	15	63	9-69	0-0	1	0	2-0
Carl Zander	48	12	60	2-11	0-0	1	1	1-34
James Griffin	40	15	55	1-11	7-116	11	2	1-29
Eddie Edwards	36	10	46	8.5-71	0-0	0	3	2-0
Jeff Schuh	36	10	46	4-35	0-0	1	1	1-0
Glenn Cameron	30	8	38	0-0	0-0	0	0	0-0
Jimmy Turner	24	9	33	0-0	1-40	2	0	0-0
Leo Barker	24	8	32	0-0	0-0	1	3	0-0
Emmanuel King	15	2	17	2-21	0-0	0	0	1-0
Jerry Boyarsky	8	6	14	1-14	0-0	0	0	0-0
Bill Johnson	10	3	13	0-0	0-0	0	0	0-0
John Simmons	8	2	10	0-0	0-0	0	0	0-0
Lee Davis	4	4	8	0-0	0-0	1	0	0-0
Sam Washington	5	2	7	0-0	0-0	2	0	1-0
Glen Collins	5	1	6	0-0	0-0	1	0	0-0
Stanford Jennings	5	1	6	0-0	0-0	0	0	1-0
Don Kern	4	2	6	0-0	0-0	0	0	0-0
Tom Dinkel	3	0	3	0-0	0-0	0	0	0-0
Steve Kreider	3	0	3	0-0	0-0	0	0	0-0
Max Montoya	3	0	3	0-0	0-0	0	0	0-0
Rodney Holman	2	1	3	0-0	0-0	0	0	0-0
Sean Thomas	2	1	3	0-0	0-0	0	0	0-0
James Brooks	2	0	2	0-0	0-0	0	0	0-0
Boomer Esiason	2	0	2	0-0	0-0	0	0	0-0
M.L. Harris	2	0	2	0-0	0-0	0	0	0-0
Larry Kinnebrew	2	0	2	0-0	0-0	0	0	0-0
Mike Wilson	2	0	2	0-0	0-0	0	0	0-0
Charles Alexander	1	0	1	0-0	0-0	0	0	0-0
Eddie Brown	1	0	1	0-0	0-0	0	0	0-0
Pat McInally	1	0	1	0-0	0-0	0	0	0-0
Anthony Munoz	1	0	1	0-0	0-0	0	0	0-0
Bruce Reimers	1	0	1	0-0	0-0	0	0	0-0

BLOCKED KICKS	BP	BFG	BXP
(none)	0	0	0

PASSING	ATT	CMP	YDS	CMP%	YDS/ATT	TD	TD%	INT	INT%	LG	SKD-YDS	RAT
Boomer Esiason	431	251	3443	58.2	7.99	27	6.3	12	2.8	68t	32-289	93.2
Turk Schonert	51	33	460	64.7	9.02	1	2.0	0	0.0	71	6-54	100.1
Ken Anderson	32	16	170	50.0	5.31	2	6.3	0	0.0	44t	2-16	86.7
James Brooks	1	1	8	100.0	8.00	1	100.0	0	0.0	8t	0-0	139.6
Steve Kreider	1	1	1	100.0	1.00	0	0.0	0	0.0	1	0-0	79.2
Cris Collinsworth	1	0	0	0.0	0.00	0	0.0	1	100.0	—	0-0	0.0
Pat McInally	1	0	0	0.0	0.00	0	0.0	0	0.0	—	0-0	39.6
Eddie Brown	0	0	0	-—	—	0	-—	0	-—	—	1-6	—
BENGALS	518	302	4082	58.3	7.88	31	6.0	13	2.5	71	41-365	93.0
OPPONENTS	518	297	3998	57.3	7.72	26	5.0	19	3.7	72t	40-334	83.5

* *NOTE: The two-point conversion was not instituted in the NFL until 1994.*

** *NOTE: It was not standard practice to separate the three types of defensive statistics — defense, special teams and miscellaneous — until 1988. Thus, the defensive statistics listed above include the combined totals of all three types. All defensive statistics above are press box statistics produced at the games.*

1986 STATISTICS

RECORD: 10-6-0

HEAD COACH: SAM WYCHE

DATE	W-L	SCORE	OPPONENT	ATTENDANCE
9-7-86	L	14-24	at Kansas City	43,430
9-14-86	W	36-33 (OT)	BUFFALO	52,714
9-18-86	W	30-13	at Cleveland	78,779
9-28-86	L	7-44	CHICAGO	55,146
10-5-86	W	34-28	at Green Bay	51,230
10-13-86	W	24-22	PITTSBURGH	54,283
10-19-86	W	31-28	HOUSTON	53,844
10-26-86	L	9-30	at Pittsburgh	50,815
11-2-86	W	24-17	at Detroit	52,423
11-9-86	L	28-32	at Houston	32,130
11-16-86	W	34-7	SEATTLE	54,410
11-23-86	W	24-20	MINNESOTA	53,003
11-30-86	L	28-34	at Denver	58,705
12-7-86	W	31-7	at New England	60,633
12-14-86	L	3-34	CLEVELAND	58,062
12-21-86	W	52-21	N.Y. JETS	51,619

TEAM STATISTICS	BENGALS	OPPONENTS
TOTAL FIRST DOWNS	348	336
Rushing	134	134
Passing	183	171
Penalty	31	31
3rd Down: Made-Att.	79-199	84-218
3rd Down Pct.	39.7	38.5
4th Down: Made-Att.	9-16	12-16
4th Down Pct.	56.3	75.0
POSSESSION AVG.	28:48	31:12
TOTAL NET YARDS	6490	5274
Avg. Per Game	405.6	329.6
Total Plays	1046	1051
Avg. Per Play	6.2	5.0
NET YARDS RUSHING	2533	2122
Avg. Per Game	158.3	132.6
Total Rushes	521	514
NET YARDS PASSING	3957	3152
Avg. Per Game	247.3	197.0
Sacked-Yards Lost	28-203	42-368
Gross Yards	4160	3520
Att.-Completions	497-287	495-278
Completion Pct.	57.7	56.2
Had Intercepted	20	17
PUNTS-AVG.	59-33.8	77-39.8
Net Punting Avg.	29.7	34.5
PENALTIES-YARDS	111-847	93-840
FUMBLES-BALLS LOST	31-16	30-11
TOUCHDOWNS	51	47
Rushing	24	23
Passing	25	17
Returns	2	7

SCORE BY PERIODS	1	2	3	4	OT	PTS
BENGALS	69	126	72	139	3	409
OPPONENTS	113	92	122	67	0	394

SCORING	TD	TD-R	TD-P	TD-Rt	PAT	FG	S	PTS
Jim Breech	0	0	0	0	50-51	17-32	0	101
Cris Collinsworth	10	0	10	0	—	—	0	60
James Brooks	9	5	4	0	—	—	0	54
Larry Kinnebrew	9	8	1	0	—	—	0	54
Stanley Wilson	8	8	0	0	—	—	0	48
Eddie Brown	4	0	4	0	—	—	0	24
Rodney Holman	2	0	2	0	—	—	0	12
Anthony Munoz	2	0	2	0	—	—	0	12
Louis Breeden	1	0	0	1	—	—	0	6
Eddie Edwards	1	0	0	1	—	—	0	6
Boomer Esiason	1	1	0	0	—	—	0	6
Jeff Hayes	1	1	0	0	—	—	0	6
Stanford Jennings	1	1	0	0	—	—	0	6
Eric Kattus	1	0	1	0	—	—	0	6
Tim McGee	1	0	1	0	—	—	0	6
Leon White	0	0	0	0	—	—	1	2
BENGALS	51	24	25	2	50-51	17-32	1	409
OPPONENTS	47	23	17	7	44-47	22-30	1	394

Two-point conversions: (NA*).

RUSHING	ATT	YDS	AVG	LG	TD
James Brooks	205	1087	5.3	56t	5
Larry Kinnebrew	131	519	4.0	39	8
Stanley Wilson	68	379	5.6	58t	8
Bill Johnson	39	226	5.8	34	0
Boomer Esiason	44	146	3.3	23	1
Jeff Hayes	3	92	30.7	61t	1
Stanford Jennings	16	54	3.4	10	1
Eddie Brown	8	32	4.0	17	0
Tim McGee	4	10	2.5	8	0
Doug Gaynor	1	4	4.0	4	0
Cris Collinsworth	2	-16	-8.0	-6	0
BENGALS	521	2533	4.9	61t	24
OPPONENTS	514	2122	4.1	75t	23

RECEIVING	REC	YDS	AVG	LG	TD
Cris Collinsworth	62	1024	16.5	46t	10
Eddie Brown	58	964	16.6	57	4
James Brooks	54	686	12.7	54	4
Rodney Holman	40	570	14.3	34t	2
Tim McGee	16	276	17.3	51	1
Larry Kinnebrew	13	136	10.5	31	1
Bill Johnson	13	103	7.9	17	0
Eric Kattus	11	99	9.0	28	1
Stanford Jennings	6	86	14.3	34	0
Steve Kreider	5	96	19.2	23	0
Stanley Wilson	4	45	11.3	34	0
Mike Martin	3	68	22.7	51	0
Anthony Munoz	2	7	3.5	5t	2
BENGALS	287	4160	14.5	57	25
OPPONENTS	278	3520	12.7	84t	17

INTERCEPTIONS	NO	YDS	AVG	LG	TD
Louis Breeden	7	72	10.3	36t	1
David Fulcher	4	20	5.0	15	0
Leo Barker	2	7	3.5	7	0
Barney Bussey	1	19	19.0	19	0
Carol Zander	1	18	18.0	18	0
Joe Kelly	1	6	6.0	6	0
Ray Horton	1	4	4.0	4	0
BENGALS	17	146	8.6	36t	1
OPPONENTS	20	189	9.5	49	0

PUNTING	NO	YDS	AVG	NET	TB	IN-20	LG	BLK.
Jeff Hayes	56	1965	35.1	—	3	11	52	2
Boomer Esiason	1	31	31.0	—	0	1	31	0
BENGALS	59	1996	33.8	—	3	12	52	2
OPPONENTS	77	3068	39.8	—	9	14	66	0

PUNT RETURNS	NO	FC	YDS	AVG	LG	TD
Mike Martin	13	6	96	7.4	14	0
Ray Horton	11	3	111	10.1	25	0
Tim McGee	3	4	21	7.0	9	0
John Simmons	2	4	7	3.5	6	0
BENGALS	29	17	235	8.1	25	0
OPPONENTS	19	14	182	9.6	54	0

KICKOFF RETURNS	NO	YDS	AVG	LG	TD
Tim McGee	43	1007	23.4	94	0
Stanford Jennings	12	257	21.4	41	0
Mike Martin	4	83	20.8	21	0
Ron Simpkins	2	24	12.0	15	0
Rodney Holman	1	18	18.0	18	0
John Simmons	1	0	0.0	0	0
BENGALS	63	1389	22.0	94	0
OPPONENTS	80	1611	20.1	96t	1

FIELD GOALS	1-19	20-29	30-39	40-49	50+
Jim Breech	1-2	4-5	5-7	5-14	2-4
BENGALS	1-2	4-5	5-7	5-14	2-4
OPPONENTS	4-4	4-5	6-6	8-13	0-2

Jim Breech: (—), (51G, 20G), (49G, 33G, 25G), (—), (48N), (40N, 40G), (49N, 51G, 41N), (27N, 19G, 30N, 40G, 31G), (50N, 38G, 44N), (49N, 47N), (37G, 51N, 34G), (19N, 49N, 40G), (39N), (24G, 44N), (23G), (43G).

Opponents: (45N, 18G), (20G, 44G), (19G, 34G), (41G), (—), (27N, 24G, 44G), (—), (31G, 43G, 41G), (50N, 18G), (42G, 25G, 30G, 46G), (49N, 42N, 55N), (24G, 35G), (49G, 33G), (44N), (46N, 39G, 19G), (—).

PASSING	ATT	CMP	YDS	CMP%	YDS/ATT	TD	TD%	INT	INT%	LG	SKD-YDS	RAT
Boomer Esiason	469	273	3959	58.2	8.44	24	5.1	17	3.6	57	26-194	87.7
Ken Anderson	23	11	171	47.8	7.43	1	4.3	2	8.7	43	1-4	51.2
Doug Gaynor	3	3	30	100.0	10.00	0	0.0	0	0.0	16	1-5	108.3
James Brooks	1	0	0	0.0	0.00	0	0.0	0	0.0	—	0-0	39.6
Steve Kreider	1	0	0	0.0	0.00	0	0.0	1	100.0	—	0-0	0.0
BENGALS	497	287	4160	57.7	8.37	25	5.0	20	4.0	57	28-203	85.1
OPPONENTS	495	278	3520	56.2	7.11	17	3.4	17	3.4	84t	42-368	75.7

USUAL STARTERS

OFFENSE		DEFENSE	
WR	Cris Collinsworth	LDE	Eddie Edwards
LOT	Anthony Munoz	NT	Tim Krumrie
LG	Bruce Kozerski	RDE	Ross Browner
C	Dave Rimington	LOLB	Emanuel King
RG	Max Montoya	LILB	Carl Zander
ROT	Brian Blados, Joe Walter	RILB	Leo Barker, Joe Kelly
TE	Rodney Holman	ROLB	Reggie Williams
WR	Eddie Brown	LCB	Louis Breeden
QB	Boomer Esiason	RCB	Lewis Billups
HB	James Brooks	SS	David Fulcher
FB	Larry Kinnebrew	FS	Bobby Kemp

DEFENSE**	ST	AT	TT	SKS-YDS	INT-YDS	PD	FF	FR-YDS
Tim Krumrie	73	40	113	1-4	0-0	0	0	2-18
David Fulcher	75	30	105	2-18	4-20	7	0	1-0
Carl Zander	61	36	97	3.5-34	1-18	4	0	1-0
Reggie Williams	73	23	96	4.5-34	0-0	3	2	1-0
Emmanuel King	52	18	70	9-88	0-0	1	2	1-1
Louis Breeden	49	7	56	0-0	7-72	14	1	0-0
Ray Horton	44	11	55	0-0	1-4	9	0	0-0
Bobby Kemp	37	14	51	0-0	0-0	3	0	0-0
Ross Browner	37	12	49	6.5-57	0-0	0	2	1-0
Eddie Edwards	35	10	45	6.5-49	0-0	3	0	2-0
Leo Barker	28	15	43	0-0	2-7	2	2	0-0
Joe Kelly	25	10	35	1-7	1-6	1	0	1-0
Lewis Billups	28	5	33	1-9	0-0	11	1	1-2
Ron Simpkins	21	6	27	0-0	0-0	0	0	0-0
Barney Bussey	19	5	24	1-12	1-19	1	0	0-0
Robert Jackson	19	5	24	0-0	0-0	3	0	0-0
Ron Simpkins	21	6	27	0-0	0-0	0	0	0-0
Jim Skow	16	3	19	3-24	0-0	1	0	0-0
John Simmons	16	1	17	1-15	0-0	4	0	0-0
Eric Kattus	13	1	14	0-0	0-0	0	0	0-0
Leon White	12	2	14	0-0	0-0	0	0	0-0
Ed Brady	9	3	12	0-0	0-0	0	1	0-0
Mike Hammerstein	3	7	10	1-6	0-0	0	0	0-0
Jimmy Turner	8	1	9	0-0	0-0	2	0	0-0
Kiki DeAyala	7	2	9	1-11	0-0	0	0	0-0
Bill Johnson	6	2	8	0-0	0-0	0	0	0-0
Stanford Jennings	5	1	6	0-0	0-0	0	0	0-0
Rodney Holman	3	0	3	0-0	0-0	0	0	0-0
Eddie Brown	2	0	2	0-0	0-0	0	0	0-0
Cris Collinsworth	2	0	2	0-0	0-0	0	0	0-0
Bruce Kozerski	2	0	2	0-0	0-0	0	0	0-0
Stanley Wilson	2	0	2	0-0	0-0	0	0	0-0
Jim Breech	1	1	2	0-0	0-0	0	0	0-0
Steve Kreider	1	1	2	0-0	0-0	0	0	0-0
James Brooks	1	0	1	0-0	0-0	0	0	0-0
Jeff Hayes	1	0	1	0-0	0-0	0	0	0-0
Larry Kinnebrew	1	0	1	0-0	0-0	0	0	0-0
Max Montoya	1	0	1	0-0	0-0	0	0	0-0
Joe Walter	1	0	1	0-0	0-0	0	0	0-0
David Douglas	0	1	1	0-0	0-0	0	0	0-0

BLOCKED KICKS	BP	BFG	BXP
Bruce Reimers	0	0	1

* *NOTE: The two-point conversion was not instituted in the NFL until 1994.*

** *NOTE: It was not standard practice to separate the three types of defensive statistics — defense, special teams and miscellaneous — until 1988. Thus, the defensive statistics listed above include the combined totals of all three types. All defensive statistics above are press box statistics produced at the games.*

1987 STATISTICS

RECORD: 4-11-0

HEAD COACH: SAM WYCHE

DATE	W-L	SCORE	OPPONENT	ATTENDANCE
9-13-87	W	23-21	at Indianapolis	59,387
9-20-87	L	26-27	SAN FRANCISCO	53,498
— PLAYERS' STRIKE BEGINS, SEPT. 22 —				
9-27-87	—	—	at L.A. Rams	CANCELED
10-4-87^	L	9-10	SAN DIEGO	18,074
10-11-87^	W	17-10	at Seattle	31,739
— PLAYERS' STRIKE ENDS AT 24 DAYS, OCT. 15 —				
10-18-87^	L	0-34	CLEVELAND	40,179
10-25-87	L	20-23	at Pittsburgh	53,692
11-1-87	L	29-31	HOUSTON	52,700
11-8-87	L	14-20	MIAMI	53,840
11-15-87	W	16-10	at Atlanta	25,758
11-22-87	L	16-30	PITTSBURGH	59,910
11-29-87	L	20-27	at N.Y. Jets	41,135
12-6-87	W	30-27 (OT)	KANSAS CITY	46,489
12-13-87	L	24-38	at Cleveland	77,331
12-20-87	L	24-41	NEW ORLEANS	43,424
12-27-87	L	17-21	at Houston	49,775

^Strike replacement player games.

TEAM STATISTICS	BENGALS	OPPONENTS
TOTAL FIRST DOWNS	319	286
Rushing	130	99
Passing	159	169
Penalty	30	18
3rd Down: Made-Att.	81-216	79-194
3rd Down Pct.	37.5	40.7
4th Down: Made-Att.	8-18	4-8
4th Down Pct.	44.4	50.0
POSSESSION AVG.	30:24	29:36
TOTAL NET YARDS	5377	4697
Avg. Per Game	358.5	313.1
Total Plays	1045	937
Avg. Per Play	5.1	5.0
NET YARDS RUSHING	2164	1641
Avg. Per Game	144.3	109.4
Total Rushes	538	441
NET YARDS PASSING	3213	3056
Avg. Per Game	214.2	203.7
Sacked-Yards Lost	32-255	40-303
Gross Yards	3468	3359
Att.-Completions	475-255	456-267
Completion Pct.	53.7	58.6
Had Intercepted	20	14
PUNTS-AVG.	73-41.0	75-40.2
Net Punting Avg.	34.5	33.4
PENALTIES-YARDS	99-791	79-669
FUMBLES-BALLS LOST	29-12	26-12
TOUCHDOWNS	30	43
Rushing	13	15
Passing	17	24
Returns	0	4

SCORE BY PERIODS	1	2	3	4	OT	PTS
BENGALS	87	72	40	83	3	285
OPPONENTS	44	106	96	124	0	370

SCORING	TD	TD-R	TD-P	TD-Rt	PAT	FG	S	PTS
Jim Breech	0	0	0	0	25-27	24-30	0	97
Larry Kinnebrew	8	8	0	0	—	—	0	48
James Brooks	3	1	2	0	—	—	0	18
Eddie Brown	3	0	3	0	—	—	0	18
Stanford Jennings	3	1	2	0	—	—	0	18
Mike Martin	3	0	3	0	—	—	0	18
Rodney Holman	2	0	2	0	—	—	0	12
Eric Kattus	2	0	2	0	—	—	0	12
Bill Johnson	1	1	0	0	—	—	0	6
Marc Logan	1	1	0	0	—	—	0	6
Massimo Manca	0	0	0	0	3-3	1-2	0	6
David McCluskey	1	1	0	0	—	—	0	6
Tim McGee	1	0	1	0	—	—	0	6
Anthony Munoz	1	0	1	0	—	—	0	6
Wade Russell	1	0	1	0	—	—	0	6
Scott Schutt	0	0	0	0	—	—	1	2
BENGALS	30	13	17	0	28-30	25-32	1	285
OPPONENTS	43	15	24	4	43-43	23-26	0	370

Two-point conversions: (NA*).

RUSHING	ATT	YDS	AVG	LG	TD
Larry Kinnebrew	145	570	3.9	52	8
Stanford Jennings	70	314	4.5	18	1
James Brooks	94	290	3.1	18	1
Boomer Esiason	52	241	4.6	19	0
Bill Johnson	39	205	5.3	20	1
Marc Logan	37	203	5.5	51	1
David McCluskey	29	94	3.2	12	1
Dana Wright	24	74	3.1	10	0
Dave Walter	16	70	4.4	16	0
Dan Rice	18	59	3.3	8	0
Greg Meehan	4	19	4.8	17	0
Adrian Breen	6	18	3.0	9	0
Ben Bennett	2	17	8.5	9	0
Eddie Brown	1	0	0.0	0	0
Tim McGee	1	-10	-10.0	-10	0
BENGALS	538	2164	4.0	52	13
OPPONENTS	441	1641	3.7	42t	15

RECEIVING	REC	YDS	AVG	LG	TD
Eddie Brown	44	608	13.8	47t	3
Stanford Jennings	35	277	7.9	24	2
Cris Collinsworth	31	494	15.9	53	0
Rodney Holman	28	438	15.6	61t	2
Tim McGee	23	408	17.7	49	1
James Brooks	22	272	12.4	46	2
Mike Martin	20	394	19.7	54t	3
Eric Kattus	18	217	12.1	57	2
Larry Kinnebrew	9	114	12.7	25	0
Ira Hillary	5	65	13.0	23	0
Dana Wright	4	28	7.0	11	0
Greg Meehan	3	25	8.3	12	0
Bill Johnson	3	19	6.3	9	0
Marc Logan	3	14	4.7	18	0
Marquis Pleasant	2	45	22.5	35	0
Wade Russell	2	27	13.5	23	1
Anthony Munoz	2	15	7.5	12	1
David McCluskey	1	8	8.0	8	0
BENGALS	255	3468	13.6	61t	17
OPPONENTS	267	3359	12.6	53	24

INTERCEPTIONS	NO	YDS	AVG	LG	TD
Robert Jackson	3	49	16.3	29	0
David Fulcher	3	30	10.0	28	0
Louis Breeden	2	49	24.5	44	0
Daryl Smith	2	0	0.0	0	0
Solomon Wilcots	1	37	37.0	37	0
Rob Niehoff	1	19	19.0	19	0
Eric Thomas	1	3	3.0	3	0
Barney Bussey	1	0	0.0	0	0
BENGALS	14	187	13.4	44	0
OPPONENTS	20	336	16.8	76	2

PUNTING	NO	YDS	AVG	NET	TB	IN-20	LG	BLK.
Scott Fulhage	52	2168	41.7	—	5	10	58	0
Greg Horne	19	759	39.9	—	4	2	57	0
Boomer Esiason	2	68	34.0	—	0	1	41	0
BENGALS	73	2995	41.0	—	9	13	58	0
OPPONENTS	75	3017	40.2	—	11	15	66	0

PUNT RETURNS	NO	FC	YDS	AVG	LG	TD
Mike Martin	28	5	277	9.9	21	0
Ken Brown	5	3	16	3.2	10	0
Ray Horton	1	0	0	0.0	0	0
Robert Jackson	0	1	0	—	—	0
BENGALS	34	9	293	8.6	21	0
OPPONENTS	42	8	299	7.1	26	0

KICKOFF RETURNS	NO	YDS	AVG	LG	TD
Barney Bussey	21	406	19.3	34	0
Tim McGee	15	242	16.1	24	0
Dana Wright	13	266	20.5	30	0
Mike Martin	3	51	17.0	20	0
Ken Brown	3	45	15.0	20	0
James Brooks	2	42	21.0	23	0
Stanford Jennings	2	32	16.0	18	0
Marc Logan	3	31	10.3	16	0
Eric Kattus	2	22	11.0	13	0
Ira Hillary	1	15	15.0	15	0
Greg Meehan	1	9	9.0	9	0
David Fulcher	1	0	0.0	0	0
BENGALS	67	1161	17.3	34	0
OPPONENTS	62	1145	18.5	62	0

USUAL STARTERS

OFFENSE		DEFENSE	
WR	Cris Collinsworth, Tim McGee	LDE	Eddie Edwards
LOT	Anthony Munoz	NT	Tim Krumrie
LG	Bruce Reimers	RDE	Jim Skow
C	Dave Rimington	LOLB	Emanuel King
RG	Max Montoya	LILB	Carl Zander
ROT	Joe Walter	RILB	Joe Kelly
TE	Rodney Holman	ROLB	Reggie Williams
WR	Eddie Brown	LCB	Ray Horton
QB	Boomer Esiason	RCB	Lewis Billups
HB	James Brooks, Stanford Jennings	SS	David Fulcher
FB	Larry Kinnebrew	FS	Robert Jackson

FIELD GOALS	1-19	20-29	30-39	40-49	50+
Jim Breech	0-0	6-7	12-12	6-11	0-0
Massimo Manca	0-0	1-1	0-0	0-1	0-0
BENGALS	0-0	7-8	12-12	6-12	0-0
OPPONENTS	0-0	9-9	7-8	6-8	1-1

Jim Breech: (42N, 20G), (23G, 42G, 41G, 46G), (—), (—), (—), (—), (32G, 33G, 26G, 43N, 39G, 32G), (—), (31G, 45B, 22G, 30G), (35G, 38G, 41G), (31G, 35G, 46B), (37G, 27G, 28B, 32G), (20G), (43G, 46N), (43G).

Massimo Manca: (—), (—), (45B), (28G), (—), (—), (—), (—), (—), (—), (—), (—), (—), (—).

Opponents: (—), (24G, 31G), (30N, 24G), (24G), (45G, 33G), (45G, 21G, 20G), (47G), (48G, 45N, 34G), (44G), (43G, 52G, 36G), (24G, 23G), (39G, 33G), (27G), (21G, 30G), (42N).

DEFENSE**	ST	AT	TT	SKS-YDS	INT-YDS	PD	FF	FR-YDS
Tim Krumrie	62	26	88	3.5-28.5	0-0	1	0	0-0
Reggie Williams	56	19	75	6-45	0-0	0	1	2-0
David Fulcher	51	21	72	3-22	3-30	10	1	1-0
Robert Jackson	57	13	70	0-0	3-49	4	0	1-0
Carl Zander	44	17	61	1-14	0-0	1	0	0-0
Ray Horton	40	13	53	0-0	0-0	4	0	0-0
Lewis Billups	38	7	45	0-0	0-0	11	1	1-0
Joe Kelly	36	9	45	1-2	0-0	1	1	0-0
Eddie Edwards	32	7	39	4-32	0-0	0	1	1-0
Barney Bussey	26	13	39	2-15	1-0	5	0	0-0
Emmanuel King	23	13	36	4-30	0-0	2	0	0-0
Tim Inglis	23	11	34	0-0	0-0	1	1	0-0
Kiki DeAyala	17	11	28	0-0	0-0	0	0	1-0
Jim Skow	23	4	27	4.5-38.5	0-0	0	0	0-0
Chris Barber	19	6	25	0-0	0-0	2	0	0-0
Mark Johnson	15	5	20	0-0	0-0	1	1	0-0
Eric Thomas	15	3	18	1-5	1-3	16	0	0-0
Leo Barker	14	4	18	0-0	0-0	0	0	0-0
Daryl Smith	14	3	17	0-0	2-0	2	0	0-0
Ed Brady	12	1	13	0-0	0-0	0	0	1-0
Louis Breeden	10	3	13	0-0	2-49	7	0	0-0
Tom Flaherty	9	3	12	0-0	0-0	0	0	1-0
Leon White	11	0	11	0-0	0-0	0	0	0-0
Mike Hammerstein	9	2	11	1-8	0-0	0	0	0-0
David Ward	9	2	11	1-3	0-0	0	0	0-0
Solomon Wilcots	9	1	10	0-0	1-37	2	0	0-0
Toney Catchings	7	2	9	2.5-14.5	0-0	0	0	1-0
Willie Fears	4	4	8	0-0	0-0	0	0	0-0
Skip McClendon	7	0	7	0-0	0-0	0	0	0-0
Bill Berthusen	6	1	7	2.5-12.5	0-0	0	0	1-1
Stanford Jennings	6	1	7	0-0	0-0	0	0	1-0
Eric Kattus	6	1	7	0-0	0-0	0	1	0-0
Ira Hillary	5	0	5	0-0	0-0	0	0	0-0
Gary Hunt	5	0	5	0-0	0-0	1	0	0-0
Jeff Smith	3	2	5	0-0	0-0	0	0	0-0
Aaron Manning	4	0	4	0-0	0-0	1	0	0-0
Jason Buck	3	1	4	2-15	0-0	0	0	0-0
Marc Logan	3	0	3	0-0	0-0	0	0	0-0
Tim McGee	3	0	3	0-0	0-0	0	0	0-0
Joe Walter	3	0	3	0-0	0-0	0	0	0-0
Scott Schutt	3	0	3	1-18	0-0	0	0	0-0
Jeff Reinke	2	1	3	0-0	0-0	1	0	0-0
Larry Kinnebrew	2	0	2	0-0	0-0	0	0	0-0
Bruce Kozerski	2	0	2	0-0	0-0	0	0	0-0
Mike Martin	2	0	2	0-0	0-0	0	0	0-0
David McCluskey	2	0	2	0-0	0-0	0	0	0-0
Greg Meehan	2	0	2	0-0	0-0	0	0	0-0
Bruce Reimers	2	0	2	0-0	0-0	0	0	0-0
Lance Sellers	2	0	2	0-0	0-0	0	0	0-0
Dan Rice	1	1	2	0-0	0-0	0	0	0-0
James Brooks	1	0	1	0-0	0-0	0	0	0-0
Eddie Brown	1	0	1	0-0	0-0	0	1	0-0
James Eaddy	1	0	1	0-0	0-0	0	0	0-0
Rodney Holman	1	0	1	0-0	0-0	0	0	0-0
Bill Johnson	1	0	1	0-0	0-0	0	0	0-0
Anthony Munoz	1	0	1	0-0	0-0	0	0	0-0
Jim Riggs	1	0	1	0-0	0-0	0	0	0-0
Dave Romasko	1	0	1	0-0	0-0	0	0	0-0
Dana Wright	1	0	1	0-0	0-0	0	0	0-0
Sam Manos	0	1	1	0-0	0-0	0	0	0-0
Rob Niehoff	0	0	0	0-0	1-19	0	0	0-0

BLOCKED KICKS	BP	BFG	BXP
Barney Bussey	1	0	0

PASSING	ATT	CMP	YDS	CMP%	YDS/ATT	TD	TD%	INT	INT%	LG	SKD-YDS	RAT
Boomer Esiason	440	240	3321	54.5	7.55	16	3.6	19	4.3	61t	26-209	73.1
Dave Walter	21	10	113	47.6	5.38	0	0.0	0	0.0	35	2-15	64.2
Adrian Breen	8	3	9	37.5	1.13	1	12.5	0	0.0	6	3-18	85.4
Ben Bennett	6	2	25	33.3	4.17	0	0.0	1	16.7	18	0-0	7.6
Ira Hillary	0	0	0	—	—	0	—	0	—	—	1-13	—
BENGALS	475	255	3468	53.7	7.30	17	3.6	20	4.2	61t	32-255	71.6
OPPONENTS	456	267	3359	58.6	7.37	24	5.3	14	3.1	53	40-303	86.3

* *NOTE: The two-point conversion was not instituted in the NFL until 1994.*

** *NOTE: It was not standard practice to separate the three types of defensive statistics — defense, special teams and miscellaneous — until 1988. Thus, the defensive statistics listed above include the combined totals of all three types. All defensive statistics above are press box statistics produced at the games.*

1988 STATISTICS

RECORD: 12-4-0

HEAD COACH: SAM WYCHE
(BENGALS WON AFC CENTRAL DIVISION; SEE POSTSEASON PORTION OF TEAM HISTORY SECTION FOR POSTSEASON STATS)

DATE	W-L	SCORE	OPPONENT	ATTENDANCE
9-4-88	W	21-14	PHOENIX	50,404
9-11-88	W	28-24	at Philadelphia	66,459
9-18-88	W	17-12	at Pittsburgh	56,647
9-25-88	W	24-17	CLEVELAND	54,943
10-2-88	W	45-21	at L.A. Raiders	42,594
10-9-88	W	36-19	N.Y. JETS	57,482
10-16-88	L	21-27	at New England	59,969
10-23-88	W	44-21	HOUSTON	54,659
10-30-88	L	16-23	at Cleveland	79,147
11-6-88	W	42-7	PITTSBURGH	56,403
11-13-88	L	28-31	at Kansas City	34,614
11-20-88	W	38-24	at Dallas	37,865
11-27-88	W	35-21	BUFFALO	58,672
12-4-88	W	27-10	SAN DIEGO	56,866
12-11-88	L	6-41	at Houston	50,269
12-17-88	W	20-17 (OT)	WASHINGTON	52,157

TEAM STATISTICS	BENGALS	OPPONENTS
TOTAL FIRST DOWNS	351	322
Rushing	159	126
Passing	165	177
Penalty	27	19
3rd Down: Made-Att.	80-181	96-221
3rd Down Pct.	44.2	43.4
4th Down: Made-Att.	8-11	12-27
4th Down Pct.	72.7	44.4
POSSESSION AVG.	29:32	30:28
TOTAL NET YARDS	6057	5182
Avg. Per Game	378.6	323.9
Total Plays	985	1059
Avg. Per Play	6.1	4.9
NET YARDS RUSHING	2710	2048
Avg. Per Game	169.4	128.0
Total Rushes	563	493
NET YARDS PASSING	3347	3134
Avg. Per Game	209.2	195.9
Sacked-Yards Lost	30-245	42-374
Gross Yards	3592	3508
Att.-Completions	392-225	524-283
Completion Pct.	57.4	54.0
Had Intercepted	14	22
PUNTS-AVG.	64-36.7	65-39.9
Net Punting Avg.	30.2	35.6
PENALTIES-YARDS	82-647	95-873
FUMBLES-BALLS LOST	28-13	28-14
TOUCHDOWNS	59	39
Rushing	27	18
Passing	28	19
Returns	4	2

SCORE BY PERIODS	1	2	3	4	OT	PTS
BENGALS	99	147	107	92	3	448
OPPONENTS	67	79	95	88	0	329

SCORING	TD	TD-R	TD-P	TD-Rt	PAT	FG	S	PTS
Ickey Woods	15	15	0	0	—	—	0	90
Jim Breech	0	0	0	0	56-59	11-16	0	89
James Brooks	14	8	6	0	—	—	0	84
Eddie Brown	9	0	9	0	—	—	0	54
Tim McGee	6	0	6	0	—	—	0	36
Rodney Holman	3	0	3	0	—	—	0	18
Stanley Wilson	3	2	1	0	—	—	0	18
Stanford Jennings	2	1	0	1	—	—	0	12
Leo Barker	1	0	0	1	—	—	0	6
Lewis Billups	1	0	0	1	—	—	0	6
Cris Collinsworth	1	0	1	0	—	—	0	6
Boomer Esiason	1	1	0	0	—	—	0	6
David Fulcher	1	0	0	1	—	—	0	6
Ira Hillary	1	0	1	0	—	—	0	6
Mike Martin	1	0	1	0	—	—	0	6
Lee Johnson	0	0	0	0	0-0	1-2	0	3
(team)	—	—	—	—	—	—	1	2
BENGALS	59	27	28	4	56-59	12-18	1	448
OPPONENTS	39	18	19	2	38-39	17-24	3	329

Two-point conversions: (NA*).

RUSHING	ATT	YDS	AVG	LG	TD
Ickey Woods	203	1066	5.3	56	15
James Brooks	182	931	5.1	51t	8
Stanley Wilson	112	398	3.6	19	2
Boomer Esiason	43	248	5.8	24	1
Stanford Jennings	17	47	2.8	9	1
Marc Logan	2	10	5.0	9	0
Turk Schonert	2	10	5.0	7	0
Mike Norseth	1	5	5.0	5	0
Eddie Brown	1	-5	-5.0	-5	0
BENGALS	563	2710	4.8	56	27
OPPONENTS	493	2048	4.2	48	18

RECEIVING	REC	YDS	AVG	LG	TD
Eddie Brown	53	1273	24.0	86t	9
Rodney Holman	39	527	13.5	33	3
Tim McGee	36	686	19.1	78t	6
James Brooks	29	287	9.9	28t	6
Ickey Woods	21	199	9.5	25	0
Cris Collinsworth	13	227	17.5	36	1
Stanley Wilson	9	110	12.2	28	1
Jim Riggs	9	82	9.1	16	0
Ira Hillary	5	76	15.2	31	1
Stanford Jennings	5	75	15.0	31	0
Mike Martin	2	22	11.0	15t	1
Marc Logan	2	20	10.0	17	0
Eric Kattus	2	8	4.0	11	0
BENGALS	225	3592	16.0	86t	28
OPPONENTS	283	3508	12.4	65t	19

INTERCEPTIONS	NO	YDS	AVG	LG	TD
Eric Thomas	7	61	8.7	37	0
David Fulcher	5	38	7.6	16t	1
Lewis Billups	4	47	11.8	29	0
Ray Horton	3	13	4.3	11	0
Rickey Dixon	1	13	13.0	13	0
Solomon Wilcots	1	6	6.0	6	0
Carl Zander	1	3	3.0	3	0
BENGALS	22	181	8.2	37	1
OPPONENTS	14	185	13.2	46	0

PUNTING	NO	YDS	AVG	NET	TB	IN-20	LG	BLK.
Scott Fulhage	44	1672	38.0	—	5	13	53	2
Lee Johnson	14	594	42.4	—	1	4	52	0
Jim Breech	3	64	21.3	—	1	1	30	0
Boomer Esiason	1	21	21.0	—	0	0	21	0
BENGALS	64	2351	36.7	—	7	18	53	2
OPPONENTS	65	2596	39.9	—	2	12	53	0

PUNT RETURNS	NO	FC	YDS	AVG	LG	TD
Ira Hillary	17	5	166	9.8	20	0
Eddie Brown	10	7	48	4.8	13	0
Mike Martin	5	5	30	6.0	10	0
BENGALS	32	17	244	7.6	20	0
OPPONENTS	32	7	280	8.8	26	0

KICKOFF RETURNS	NO	YDS	AVG	LG	TD
Stanford Jennings	32	684	21.4	98t	1
Ira Hillary	12	195	16.3	24	0
Barney Bussey	7	83	11.9	22	0
Marc Logan	4	80	20.0	24	0
Rickey Dixon	1	18	18.0	18	0
James Brooks	1	-6	-6.0	-6	0
Jim Riggs	0f	0	—	—	0
BENGALS	57	1054	18.5	98t	1
OPPONENTS	61	1335	21.9	84	0

FIELD GOALS	1-19	20-29	30-39	40-49	50+
Jim Breech	1-1	5-5	3-4	2-5	0-1
Lee Johnson	0-0	0-0	0-0	0-0	1-2
BENGALS	1-1	5-5	3-4	2-5	1-3
OPPONENTS	1-1	4-5	7-7	5-10	0-1

Jim Breech: (42N), (—), (32G), (34G), (28G), (30N, 25G), (—), (—), (19G, 32G, 22G), (—), (—), (41G), (51N), (46N), (45G, 27G), (40N, 20G).

Lee Johnson: (—), (—), (—), (—), (—), (—), (—), (—), (—), (—), (—), (—), (—), (50N), (—), (50G).

Opponents: (58N), (42N, 34G), (48N, 19G), (27G), (—), (30G), (43N), (45N), (34G, 39G, 29G), (—), (37G, 35G, 23G, 47G, 39G), (44G), (—), (26G, 41N), (43G, 48G), (43G, 29N).

PASSING	ATT	CMP	YDS	CMP%	YDS/ATT	TD	TD%	INT	INT%	LG	SKD-YDS	RAT
Boomer Esiason	388	223	3572	57.5	9.21	28	7.2	14	3.6	86t	30-245	97.4
Turk Schonert	4	2	20	50.0	5.00	0	0.0	0	0.0	17	0-0	64.6
BENGALS	392	225	3592	57.4	9.16	28	7.1	14	3.6	86t	30-245	97.0
OPPONENTS	524	283	3508	54.0	6.69	19	3.6	22	4.2	65t	42-374	69.6

USUAL STARTERS

OFFENSE		DEFENSE	
WR	Tim McGee	LDE	Skip McClendon
LOT	Anthony Munoz	NT	Tim Krumrie
LG	Bruce Reimers	RDE	Jim Skow
C	Bruce Kozerski	LOLB	Leon White
RG	Max Montoya	LILB	Carl Zander
ROT	Joe Walter	RILB	Joe Kelly
TE	Rodney Holman	ROLB	Reggie Williams
WR	Eddie Brown	LCB	Lewis Billups
QB	Boomer Esiason	RCB	Eric Thomas
HB	James Brooks	SS	David Fulcher
FB	Ickey Woods	FS	Solomon Wilcots

DEFENSE**	ST	AT	TT	SKS-YDS	INT-YDS	PD	FF	FR-YDS
Tim Krumrie	95	56	151	3-26	0-0	1	4	3-0
David Fulcher	72	36	108	1.5-12.5	5-38	11	1	0-0
Solomon Wilcots	52	32	84	0-0	1-6	7	0	2-0
Carl Zander	46	34	80	0-0	1-3	1	0	1-0
Eric Thomas	49	18	67	0-0	7-61	32	1	0-0
Reggie Williams	34	31	65	2.5-19	0-0	4	0	0-0
Joe Kelly	40	21	61	0-0	0-0	1	0	0-0
Leon White	36	24	60	3-24	0-0	4	3	1-0
Lewis Billups	47	10	57	0-0	4-47	16	0	2-26
Jim Skow	31	13	44	9.5-86.5	0-0	2	2	0-0
Jason Buck	24	10	34	6-48.5	0-0	0	0	0-0
Leo Barker	22	12	34	3-33	0-0	1	1	1-34
Skip McClendon	20	11	31	2-27	0-0	0	2	0-0
David Grant	17	13	30	5-37	0-0	2	0	1-0
Rickey Dixon	29	0	29	0-0	1-13	9	0	0-0
Barney Bussey	21	4	25	4-36	0-0	3	1	1-0
Ray Horton	21	4	25	1-11	3-13	2	0	0-0
Eddie Edwards	4	5	9	0.5-3.5	0-0	0	0	0-0
Daryl Smith	5	1	6	0-0	0-0	0	0	0-0
Emmanuel King	2	1	3	0-0	0-0	0	0	0-0
Curtis Maxey	0	2	2	0-0	0-0	0	0	0-0
Ed Brady	0	1	1	0-0	0-0	0	0	0-0
(team)	—	—	—	1-10	—	—	—	—

SPECIAL TEAMS**	ST	AT	TT	FF	FR-YDS	BP	BFG	BXP
Barney Bussey	12	1	13	0	0-0	0	0	0
Rickey Dixon	11	1	12	0	1-(-3)	0	0	0
Ed Brady	9	2	11	1	0-0	0	0	0
Leo Barker	8	1	9	0	0-0	0	0	0
Marc Logan	6	1	7	0	0-0	0	0	0
Jim Riggs	6	0	6	0	1-0	0	0	0
Leon White	4	0	4	1	0-0	0	0	0
Emmanuel King	3	0	3	0	0-0	0	0	0
Solomon Wilcots	3	0	3	0	0-0	0	0	0
Carl Zander	2	1	3	0	0-0	0	0	0
Ira Hillary	2	0	2	0	0-0	0	0	0
Ray Horton	2	0	2	0	0-0	0	0	0
Eric Kattus	2	0	2	0	0-0	0	0	0
Eric Thomas	2	0	2	0	0-0	0	0	0
David Fulcher	1	1	2	0	0-0	0	0	0
Daryl Smith	1	1	2	0	0-0	0	0	0
Cris Collinsworth	1	0	1	0	0-0	0	0	0
Ellis Dillahunt	1	0	1	0	0-0	0	0	0
Lee Johnson	1	0	1	0	0-0	0	0	0
Joe Kelly	1	0	1	0	0-0	0	0	0
Carl Parker	1	0	1	0	0-0	0	0	0
Kevin Walker	1	0	1	0	0-0	0	0	0
Stanley Wilson	1	0	1	0	0-0	0	0	0
Ickey Woods	0	1	1	0	0-0	0	0	0
Rich Romer	0	0	0	1	0-0	0	0	0

MISCELLANEOUS DEFENSE**	ST	AT	TT	FF	FR-YDS
Eddie Brown	3	0	3	0	0-0
Boomer Esiason	2	0	2	0	0-0
James Brooks	1	0	1	0	0-0
Rodney Holman	1	0	1	0	0-0
Ray Horton	1	0	1	0	0-0
Anthony Munoz	1	0	1	0	0-0
Bruce Reimers	1	0	1	0	0-0
Jim Riggs	1	0	1	0	0-0
Joe Walter	1	0	1	0	0-0

* *NOTE: The two-point conversion was not instituted in the NFL until 1994.*

** *NOTE: All defensive statistics above are press box statistics produced at the games.*

1989 STATISTICS

RECORD: 8-8-0

HEAD COACH: SAM WYCHE

DATE	W-L	SCORE	OPPONENT	ATTENDANCE
9-10-89	L	14-17	at Chicago	64,730
9-17-89	W	41-10	PITTSBURGH	53,885
9-25-89	W	21-14	CLEVELAND	55,996
10-1-89	W	21-17	at Kansas City	61,165
10-8-89	W	26-16	at Pittsburgh	52,785
10-15-89	L	13-20	MIAMI	58,184
10-22-89	L	12-23	INDIANAPOLIS	57,642
10-29-89	W	56-23	TAMPA BAY	57,225
11-5-89	L	7-28	at L.A. Raiders	51,080
11-13-89	L	24-26	at Houston	60,694
11-19-89	W	42-7	DETROIT	55,720
11-26-89	L	7-24	at Buffalo	80,074
12-3-89	W	21-0	at Cleveland	76,236
12-10-89	L	17-24	SEATTLE	54,744
12-17-89	W	61-7	HOUSTON	47,510
12-25-89	L	21-29	at Minnesota	58,829

TEAM STATISTICS	BENGALS	OPPONENTS
TOTAL FIRST DOWNS	348	280
Rushing	136	114
Passing	183	151
Penalty	29	15
3rd Down: Made-Att.	100-220	82-209
3rd Down Pct.	45.5	39.2
4th Down: Made-Att.	12-24	6-19
4th Down Pct.	50.0	31.6
POSSESSION AVG.	30:51	29:09
TOTAL NET YARDS	6101	5297
Avg. Per Game	381.3	331.1
Total Plays	1083	997
Avg. Per Play	5.6	5.3
NET YARDS RUSHING	2483	2162
Avg. Per Game	155.2	135.1
Total Rushes	529	482
NET YARDS PASSING	3618	3135
Avg. Per Game	226.1	195.9
Sacked-Yards Lost	41-332	33-248
Gross Yards	3950	3383
Att.-Completions	513-288	482-256
Completion Pct.	56.1	53.1
Had Intercepted	13	21
PUNTS-AVG.	65-38.5	75-39.1
Net Punting Avg.	29.9	34.7
PENALTIES-YARDS	85-637	121-1045
FUMBLES-BALLS LOST	29-19	26-16
TOUCHDOWNS	52	32
Rushing	17	9
Passing	32	22
Returns	3	1

SCORE BY PERIODS	1	2	3	4	OT	PTS
BENGALS	61	147	98	98	0	404
OPPONENTS	50	97	56	82	0	285

SCORING	TD	TD-R	TD-P	TD-Rt	PAT	FG	S	PTS
Jim Breech	0	0	0	0	37-38	12-14	0	73
James Brooks	9	7	2	0	—	—	0	54
Rodney Holman	9	0	9	0	—	—	0	54
Tim McGee	8	0	8	0	—	—	0	48
Eddie Brown	6	0	6	0	—	—	0	36
Craig Taylor	5	3	2	0	—	—	0	30
Jim Gallery	0	0	0	0	13-13	2-6	0	19
Eric Ball	3	3	0	0	—	—	0	18
Stanford Jennings	3	2	1	0	—	—	0	18
Mike Martin	2	0	2	0	—	—	0	12
Ickey Woods	2	2	0	0	—	—	0	12
Barney Bussey	1	0	0	1	—	—	0	6
Ira Hillary	1	0	1	0	—	—	0	6
Kendal Smith	1	0	1	0	—	—	0	6
Eric Thomas	1	0	0	1	—	—	0	6
Leon White	1	0	0	1	—	—	0	6
Lee Johnson	0	0	0	0	0-1	0-0	0	0
BENGALS	52	17	32	3	50-52	14-20	0	404
OPPONENTS	32	9	22	1	31-32	20-27	1	285

Two-point conversions: (NA*).

RUSHING	ATT	YDS	AVG	LG	TD
James Brooks	221	1239	5.6	65t	7
Eric Ball	98	391	4.0	27	3
Stanford Jennings	83	293	3.5	17	2
Boomer Esiason	47	278	5.9	24	0
Craig Taylor	30	111	3.7	16	3
Ickey Woods	29	94	3.2	12	2
Tim McGee	2	36	18.0	25	0
Erik Wilhelm	6	30	5.0	14	0
John Holifield	11	20	1.8	11	0
Ira Hillary	1	-2	-2.0	-2	0
Lee Johnson	1	-7	-7.0	-7	0
BENGALS	529	2483	4.7	65t	17
OPPONENTS	482	2162	4.5	92t	9

RECEIVING	REC	YDS	AVG	LG	TD
Tim McGee	65	1211	18.6	74t	8
Eddie Brown	52	814	15.7	46	6
Rodney Holman	50	736	14.7	73t	9
James Brooks	37	306	8.3	25	2
Ira Hillary	17	162	9.5	17	1
Mike Martin	15	160	10.7	21	2
Eric Kattus	12	93	7.8	16	0
Kendal Smith	10	140	14.0	41t	1
Stanford Jennings	10	119	11.9	43t	1
Eric Ball	6	44	7.3	15	0
Jim Riggs	5	29	5.8	9	0
Craig Taylor	4	44	11.0	18t	2
John Garrett	2	29	14.5	18	0
John Holifield	2	18	9.0	14	0
Carl Parker	1	45	45.0	45	0
BENGALS	288	3950	13.7	74t	32
OPPONENTS	256	3383	13.2	84t	22

INTERCEPTIONS	NO	YDS	AVG	LG	TD
David Fulcher	8	87	10.9	22	0
Eric Thomas	4	18	4.5	18t	1
Rickey Dixon	3	47	15.7	28	0
Lewis Billups	2	0	0.0	0	0
Joe Kelly	1	25	25.0	25	0
Leon White	1	22	22.0	22	0
Richard Carey	1	5	5.0	5	0
Barney Bussey	1	0	0.0	0	0
BENGALS	21	204	9.7	28	1
OPPONENTS	13	42	3.2	19	0

PUNTING	NO	YDS	AVG	NET	TB	IN-20	LG	BLK.
Lee Johnson	61	2446	40.1	30.2	11	14	62	2
Jim Breech	2	58	29.0	19.0	1	1	32	0
BENGALS	65	2504	38.5	29.9	12	15	62	2
OPPONENTS	75	2935	39.1	34.7	6	16	57	1

PUNT RETURNS	NO	FC	YDS	AVG	LG	TD
Mike Martin	15	4	107	7.1	17	0
Kendal Smith	12	2	54	4.5	15	0
Ira Hillary	6	4	19	3.2	10	0
Richard Carey	3	2	29	9.7	13	0
BENGALS	36	12	209	5.8	17	0
OPPONENTS	33	5	323	9.8	45	0

KICKOFF RETURNS	NO	YDS	AVG	LG	TD
Stanford Jennings	26	525	20.2	33	0
Ira Hillary	14	223	15.9	29	0
Richard Carey	6	104	17.3	23	0
Kendal Smith	5	65	13.0	19	0
Eric Ball	1	19	19.0	19	0
Craig Taylor	1	5	5.0	5	0
John Holifield	1	0	0.0	0	0
Robert Jackson	0f	0	—	—	0
BENGALS	54	941	17.4	33	0
OPPONENTS	55	1203	21.9	66	0

FIELD GOALS	1-19	20-29	30-39	40-49	50+
Jim Breech	0-0	9-9	3-4	0-1	0-0
Jim Gallery	0-0	1-1	0-1	1-4	0-0
BENGALS	0-0	10-10	3-5	1-5	0-0
OPPONENTS	0-0	9-9	7-8	4-8	0-2

Jim Breech: (—), (—), (—), (—), (24G, 27G), (20G, 22G), (30G, 29G, 23G, 21G), (—), (34N), (38G), (49N), (—), (—), (24G), (27G, 30G), (—).

Jim Gallery: (45N), (26G, 47G), (48N, 44N), (31N), (—), (—), (—), (—), (—), (—), (—), (—), (—), (—), (—), (—), (—).

Opponents: (29G), (38G), (—), (23G), (46N, 24G, 40G, 34G), (29G, 33G), (27G), (—), (46N), (32G, 42G, 37G, 28G), (—), (24G), (51N, 48N), (41N, 48G), (32N), (31G, 37G, 22G, 42G, 24G, 52N).

PASSING	ATT	CMP	YDS	CMP%	YDS/ATT	TD	TD%	INT	INT%	LG	SKD-YDS	RAT
Boomer Esiason	455	258	3525	56.7	7.75	28	6.2	11	2.4	74t	36-288	92.1
Erik Wilhelm	56	30	425	53.6	7.59	4	7.1	2	3.6	46t	3-17	87.3
Turk Schonert	2	0	0	0.0	0.00	0	0.0	0	0.0	—	2-27	39.6
BENGALS	513	288	3950	56.1	7.70	32	6.2	13	2.5	74t	41-332	91.2
OPPONENTS	482	256	3383	53.1	7.02	22	4.6	21	4.4	84t	33-248	72.6

USUAL STARTERS

OFFENSE		DEFENSE	
WR	Tim McGee	LDE	Jim Skow
LOT	Anthony Munoz	NT	Tim Krumrie
LG	Bruce Reimers	RDE	Jason Buck
C	Bruce Kozerski	LOLB	Leon White
RG	Max Montoya	LILB	Carl Zander
ROT	Brian Blados, Joe Walter	RILB	Joe Kelly
		ROLB	Reggie Williams
TE	Rodney Holman	LCB	Lewis Billups
WR	Eddie Brown	RCB	Eric Thomas
QB	Boomer Esiason	SS	David Fulcher
HB	James Brooks	FS	Rickey Dixon
FB	Eric Ball, Stanford Jennings		

DEFENSE**	ST	AT	TT	SKS-YDS	INT-YDS	PD	FF	FR-YDS
David Fulcher	70	37	107	0-0	8-87	14	1	4-0
Rickey Dixon	84	19	103	0-0	3-47	16	1	0-0
Tim Krumrie	45	29	74	3-11	0-0	0	1	1-9
Joe Kelly	44	26	70	1-6	1-25	4	1	3-23
Carl Zander	43	24	67	1.5-14	0-0	3	1	1-25
Eric Thomas	49	9	58	2-23	4-18	23	1	1-0
Jason Buck	42	14	56	6-46	0-0	2	1	1-0
Lewis Billups	45	4	49	0-0	2-0	14	2	0-0
Reggie Williams	33	15	48	3.5-27	0-0	0	0	0-0
Leon White	32	15	47	2-17	1-22	4	2	2-22
Skip McClendon	24	9	33	1.5-10.5	0-0	0	2	1-0
Jim Skow	21	8	29	4.5-31	0-0	4	1	0-0
Mike Hammerstein	18	11	29	1.5-13	0-0	0	0	1-0
Leo Barker	21	6	27	0-0	0-0	2	0	0-0
Barney Bussey	20	5	25	2.5-13.5	1-0	6	0	0-0
David Grant	11	10	21	0.5-2.5	0-0	0	0	0-0
Robert Jackson	18	1	19	0-0	0-0	4	1	0-0
Solomon Wilcots	13	2	15	1-18	0-0	0	0	0-0
Kevin Walker	7	4	11	0-0	0-0	0	0	1-0
Richard Carey	6	3	9	0-0	1-5	3	0	0-0
Natu Tuatagaloa	6	1	7	2.5-15.5	0-0	2	0	0-0
Ed Brady	1	0	1	0-0	0-0	0	0	0-0

SPECIAL TEAMS**	ST	AT	TT	FF	FR-YDS	BP	BFG	BXP
Kevin Walker	11	0	11	0	0-0	0	0	0
Leo Barker	10	1	11	0	0-0	0	0	0
Ed Brady	9	1	10	0	0-0	0	0	0
Barney Bussey	9	1	10	0	0-0	0	0	0
Solomon Wilcots	8	2	10	0	0-0	0	0	0
Robert Jackson	6	0	6	0	0-0	0	0	0
Chris Barber	5	1	6	0	0-0	0	0	0
Leon White	5	1	6	0	0-0	0	0	0
Rickey Dixon	5	0	5	0	0-0	0	0	0
Richard Carey	1	2	3	0	0-0	0	0	0
Lee Johnson	2	0	2	0	0-0	0	0	0
Craig Taylor	2	0	2	0	0-0	0	0	0
Eric Thomas	2	0	2	0	0-0	1	0	0
Natu Tuatagaloa	2	0	2	0	0-0	0	0	0
Ira Hillary	1	0	1	0	0-0	0	0	0
Stanford Jennings	1	0	1	0	0-0	0	0	0
Eric Kattus	1	0	1	0	0-0	0	0	0
Rich Romer	1	0	1	0	0-0	0	0	0
Carl Zander	1	0	1	0	0-0	0	0	0
John Garrett	0	1	1	0	0-0	0	0	0

MISCELLANEOUS DEFENSE**	ST	AT	TT	FF	FR-YDS
Eddie Brown	2	0	2	0	0-0
Rodney Holman	2	0	2	0	0-0
Max Montoya	2	0	2	0	0-0
Erik Wilhelm	2	0	2	0	0-0
Brian Blados	1	0	1	0	0-0
James Brooks	1	0	1	0	0-0
Ira Hillary	1	0	1	0	0-0
Lee Johnson	1	0	1	0	0-0
Craig Taylor	1	0	1	0	0-0

* *NOTE: The two-point conversion was not instituted in the NFL until 1994.*

** *NOTE: All defensive statistics above are press box statistics produced at the games.*

1990 STATISTICS

RECORD: 9-7-0

HEAD COACH: SAM WYCHE
(BENGALS WON AFC CENTRAL DIVISION; SEE POSTSEASON PORTION OF TEAM HISTORY SECTION FOR POSTSEASON STATS)

DATE	W-L	SCORE	OPPONENT	ATTENDANCE
9-9-90	W	25-20	N.Y. JETS	56,467
9-16-90	W	21-16	at San Diego	48,098
9-23-90	W	41-7	NEW ENGLAND	56,470
10-1-90	L	16-31	at Seattle	60,135
10-7-90	W	34-31 (OT)	at L.A. Rams	62,619
10-14-90	L	17-48	at Houston	53,501
10-22-90	W	34-13	at Cleveland	78,567
10-28-90	L	17-38	at Atlanta	53,214
11-4-90	L	7-21	NEW ORLEANS	60,067
11-11-90			— BYE —	
11-18-90	W	27-3	PITTSBURGH	60,064
11-25-90	L	20-34	INDIANAPOLIS	60,051
12-2-90	W	16-12	at Pittsburgh	58,200
12-9-90	L	17-20 (OT)	SAN FRANCISCO	60,084
12-16-90	L	7-24	at L.A. Raiders	54,132
12-23-90	W	40-20	HOUSTON	60,044
12-30-90	W	21-14	CLEVELAND	60,041

TEAM STATISTICS	BENGALS	OPPONENTS
TOTAL FIRST DOWNS	277	308
Rushing	107	116
Passing	151	180
Penalty	19	12
3rd Down: Made-Att.	79-196	93-213
3rd Down Pct.	40.3	43.7
4th Down: Made-Att.	12-19	2-12
4th Down Pct.	63.2	16.7
POSSESSION AVG.	29:21	30:39
TOTAL NET YARDS	5063	5605
Avg. Per Game	316.4	350.3
Total Plays	943	1010
Avg. Per Play	5.4	5.5
NET YARDS RUSHING	2120	2085
Avg. Per Game	132.5	130.3
Total Rushes	484	442
NET YARDS PASSING	2943	3520
Avg. Per Game	183.9	220.0
Sacked-Yards Lost	34-209	25-205
Gross Yards	3152	3725
Att.-Completions	425-237	543-300
Completion Pct.	55.8	55.2
Had Intercepted	23	15
PUNTS-AVG.	65-42.1	63-41.8
Net Punting Avg.	34.0	36.5
PENALTIES-YARDS	83-627	101-824
FUMBLES-BALLS LOST	25-12	32-16
TOUCHDOWNS	44	41
Rushing	16	15
Passing	25	24
Returns	3	2

SCORE BY PERIODS	1	2	3	4	OT	PTS
BENGALS	79	110	78	90	3	360
OPPONENTS	70	115	101	63	3	352

SCORING	TD	TD-R	TD-P	TD-Rt	PAT	FG	S	PTS
Jim Breech	0	0	0	0	41-44	17-21	0	92
James Brooks	9	5	4	0	—	—	0	54
Eddie Brown	9	0	9	0	—	—	0	54
Ickey Woods	6	6	0	0	—	—	0	36
Rodney Holman	5	0	5	0	—	—	0	30
Craig Taylor	3	2	1	0	—	—	0	18
Eric Ball	2	1	1	0	—	—	0	12
Harold Green	2	1	1	0	—	—	0	12
Eric Kattus	2	0	2	0	—	—	0	12
James Francis	1	0	0	1	—	—	1	8
Mike Barber	1	0	1	0	—	—	0	6
Barney Bussey	1	0	0	1	—	—	0	6
Stanford Jennings	1	1	0	0	—	—	0	6
Tim McGee	1	0	1	0	—	—	0	6
Mitchell Price	1	0	0	1	—	—	0	6
David Fulcher	0	0	0	0	—	—	1	2
Lee Johnson	0	0	0	0	—	0-1	0	0
BENGALS	44	16	25	3	41-44	17-22	2	360
OPPONENTS	41	15	24	2	40-41	22-29	0	352

Two-point conversions: (NA*).

RUSHING	ATT	YDS	AVG	LG	TD
James Brooks	195	1004	5.1	56t	5
Harold Green	83	353	4.3	39	1
Ickey Woods	64	268	4.2	32	6
Craig Taylor	51	216	4.2	24	2
Boomer Esiason	49	157	3.2	21	0
Eric Ball	22	72	3.3	15	1
Stanford Jennings	12	46	3.8	13	1
Lynn James	1	11	11.0	11	0
Erik Wilhelm	6	6	1.0	4	0
Mike Barber	1	-13	-13.0	-13	0
BENGALS	484	2120	4.4	56t	16
OPPONENTS	442	2085	4.7	88	15

RECEIVING	REC	YDS	AVG	LG	TD
Eddie Brown	44	706	16.0	50t	9
Tim McGee	43	737	17.1	52	1
Rodney Holman	40	596	14.9	53	5
James Brooks	26	269	10.3	35	4
Ickey Woods	20	162	8.1	22	0
Mike Barber	14	196	14.0	28	1
Harold Green	12	90	7.5	22	1
Eric Kattus	11	145	13.2	31	2
Jim Riggs	8	79	9.9	21	0
Kendal Smith	7	45	6.4	11	0
Stanford Jennings	4	23	5.8	13	0
Lynn James	3	36	12.0	16	0
Craig Taylor	3	22	7.3	20	1
Eric Ball	2	46	23.0	48t	1
BENGALS	237	3152	13.3	53	25
OPPONENTS	300	3725	12.4	75	24

INTERCEPTIONS	NO	YDS	AVG	LG	TD
Barney Bussey	4	37	9.3	18	0
David Fulcher	4	20	5.0	18	0
Lewis Billups	3	39	13.0	29	0
Leon White	1	21	21.0	21	0
James Francis	1	17	17.0	17t	1
Carl Zander	1	12	12.0	12	0
Mitchell Price	1	0	0.0	0	0
BENGALS	15	146	9.7	29	1
OPPONENTS	23	233	10.1	30t	1

PUNTING	NO	YDS	AVG	NET	TB	IN-20	LG	BLK.
Lee Johnson	64	2705	42.3	34.3	8	12	70	0
Jim Breech	1	34	34.0	14.0	1	0	34	0
BENGALS	65	2739	42.1	34.0	9	12	70	0
OPPONENTS	63	2634	41.8	36.5	4	19	65	0

PUNT RETURNS	NO	FC	YDS	AVG	LG	TD
Mitchell Price	29	14	251	8.7	66t	1
Kendal Smith	1	0	4	4.0	4	0
BENGALS	30	14	255	8.5	66t	1
OPPONENTS	36	11	352	9.8	79t	1

KICKOFF RETURNS	NO	YDS	AVG	LG	TD
Stanford Jennings	29	584	20.1	33	0
Eric Ball	16	366	22.9	38	0
Mitchell Price	10	191	19.1	33	0
Lynn James	1	43	43.0	43	0
Kendal Smith	2	35	17.5	20	0
Craig Taylor	1	16	16.0	16	0
Mike Barber	1	14	14.0	14	0
Eric Kattus	1	10	10.0	10	0
Jim Riggs	1	7	7.0	7	0
BENGALS	62	1266	20.4	43	0
OPPONENTS	43	945	22.0	64	0

FIELD GOALS	1-19	20-29	30-39	40-49	50+
Jim Breech	0-0	6-6	5-6	6-9	0-0
Lee Johnson	0-0	0-0	0-0	0-0	0-1
BENGALS	0-0	6-6	5-6	6-9	0-1
OPPONENTS	1-1	11-11	7-7	2-7	1-3

Jim Breech: (43G, 42N, 44G, 37G), (—), (46G, 23G), (34G, 26G, 43G), (40G, 44G), (29G), (20G, 21G), (35G), (43N), (21G, 31G), (—), (34N, 46N), (38G), (—), (—), (—).

Lee Johnson: (—), (—), (—), (—), (52N), (—), (—), (—), (—), (—), (—), (—), (—), (—), (—), (—).

Opponents: (33G, 26G), (19G, 44N), (—), (51G), (40G), (22G, 23G), (21G, 41N, 30G), (27G, 52N), (48N), (31G), (51N, 22G, 26G), (32G, 36G, 29G, 48G), (23G, 23G), (39G), (29G, 36G, 42N), (48N).

PASSING	ATT	CMP	YDS	CMP%	YDS/ATT	TD	TD%	INT	INT%	LG	SKD-YDS	RAT
Boomer Esiason	402	224	3031	55.7	7.54	24	6.0	22	5.5	53	31-198	77.0
Erik Wilhelm	19	12	117	63.2	6.16	0	0.0	0	0.0	19	1-2	80.4
Todd Philcox	2	0	0	0.0	0.00	0	0.0	1	50.0	—	2-9	0.0
Lynn James	1	0	0	0.0	0.00	0	0.0	0	0.0	—	0-0	39.6
Lee Johnson	1	1	4	100.0	4.00	1	100.0	0	0.0	4t	0-0	122.9
BENGALS	425	237	3152	55.8	7.42	25	5.9	23	5.4	53	34-209	76.5
OPPONENTS	543	300	3725	55.2	6.86	24	4.4	15	2.8	75	25-205	79.9

USUAL STARTERS

OFFENSE		DEFENSE	
WR	Tim McGee	LDE	Skip McClendon
LOT	Anthony Munoz	NT	Tim Krumrie
LG	Bruce Reimers	RDE	David Grant,
C	Bruce Kozerski		Jason Buck
RG	Ken Moyer	LOLB	Leon White
ROT	Joe Walter	LILB	Carl Zander
TE	Rodney Holman	RILB	Kevin Walker
WR	Eddie Brown	ROLB	James Francis
QB	Boomer Esiason	LCB	Lewis Billups
HB	James Brooks	RCB	Carl Carter
FB	Harold Green,	SS	David Fulcher
	Ickey Woods	FS	Solomon Wilcots

DEFENSE**	ST	AT	TT	SKS-YDS	INT-YDS	PD	FF	FR-YDS
James Francis	62	14	76	8-65	1-17	6	2	0-0
Kevin Walker	61	14	75	1-6	0-0	0	0	0-0
David Fulcher	53	22	75	1-12	4-20	10	3	0-0
Tim Krumrie	45	23	68	2-17	0-0	1	1	1-0
Barney Bussey	48	9	57	2-17	4-37	10	0	1-70
Lewis Billups	43	8	51	0-0	3-39	13	2	2-4
Rod Jones	39	8	47	0-0	0-0	12	0	1-1
Carl Carter	38	9	47	0-0	0-0	11	0	2-0
Carl Zander	37	10	47	0-0	1-12	1	1	2-40
David Grant	36	8	44	1-14	0-0	4	0	1-0
Solomon Wilcots	33	8	41	0-0	0-0	2	2	1-3
Rickey Dixon	28	6	34	0-0	0-0	6	3	0-0
Leon White	28	6	34	1-4	1-21	4	0	0-0
Skip McClendon	25	3	28	2-17	0-0	2	0	0-0
Natu Tuatagaloa	17	7	24	4.5-32.5	0-0	1	2	2-0
Mike Hammerstein	13	6	19	2-15	0-0	0	0	0-0
Mitchell Price	13	2	15	0-0	1-0	5	0	0-0
Leo Barker	10	2	12	0-0	0-0	1	0	1-0
Eric Thomas	11	0	11	0-0	0-0	2	0	0-0
Jason Buck	7	4	11	0.5-5.5	0-0	1	0	0-0
Bernard Clark	6	4	10	0-0	0-0	0	1	0-0
Craig Ogletree	0	1	1	0-0	0-0	0	0	0-0

SPECIAL TEAMS**	ST	AT	TT	FF	FR-YDS	BP	BFG	BXP
Leo Barker	6	2	8	1	0-0	0	0	0
Mitchell Price	6	1	7	0	1-0	0	0	0
Kevin Walker	4	2	6	0	0-0	0	0	0
James Francis	5	0	5	0	0-0	0	0	0
Rod Jones	5	0	5	0	0-0	0	0	0
Eric Ball	4	1	5	0	0-0	0	0	0
Lynn James	4	0	4	0	0-0	0	0	0
Natu Tuatagaloa	4	0	4	0	0-0	0	0	0
Ed Brady	3	1	4	0	1-0	0	0	0
Barney Bussey	2	2	4	0	0-0	0	0	0
Craig Ogletree	3	0	3	0	0-0	0	0	0
Carl Carter	2	0	2	0	0-0	0	0	0
Rickey Dixon	2	0	2	0	0-0	0	0	0
Leon White	2	0	2	0	0-0	0	0	0
Solomon Wilcots	2	0	2	0	0-0	0	0	0
Carl Zander	2	0	2	0	0-0	0	0	0
Stanford Jennings	1	1	2	0	0-0	0	0	0
Mike Barber	1	0	1	0	0-0	0	0	0
Lee Johnson	1	0	1	0	0-0	0	0	0
Kendal Smith	1	0	1	0	0-0	0	0	0
Bernard Clark	0	1	1	0	0-0	0	0	0
Craig Taylor	0	1	1	0	0-0	0	0	0

MISCELLANEOUS DEFENSE**	ST	AT	TT	FF	FR-YDS
Eddie Brown	4	0	4	0	0-0
Harold Green	4	0	4	0	0-0
James Brooks	2	0	2	0	0-0
Eric Kattus	2	0	2	0	0-0
Tim McGee	2	0	2	0	0-0
Ken Moyer	2	0	2	0	0-0
Jim Riggs	2	0	2	0	0-0
Ickey Woods	2	0	2	0	0-0
Eric Ball	1	0	1	0	0-0
Mike Barber	1	0	1	0	0-0
Boomer Esiason	1	0	1	0	0-0
Lynn James	1	0	1	0	0-0
Paul Jetton	1	0	1	0	0-0
Anthony Munoz	1	0	1	0	0-0
Kendal Smith	1	0	1	0	0-0
Joe Walter	1	0	1	0	0-0

* *NOTE: The two-point conversion was not instituted in the NFL until 1994.*

** *NOTE: All defensive statistics above are press box statistics produced at the games.*

1991 STATISTICS

RECORD: 3-13-0

HEAD COACH: SAM WYCHE

DATE	W-L	SCORE	OPPONENT	ATTENDANCE
9-1-91	L	14-45	at Denver	72,855
9-8-91	L	7-30	HOUSTON	56,463
9-15-91	L	13-14	at Cleveland	78,269
9-22-91	L	27-34	WASHINGTON	52,038
9-29-91			— BYE —	
10-6-91	L	7-13	SEATTLE	60,010
10-13-91	L	23-35	at Dallas	63,275
10-21-91	L	16-35	at Buffalo	80,131
10-27-91	L	3-35	at Houston	58,634
11-3-91	W	23-21	CLEVELAND	55,077
11-10-91	L	27-33 (OT)	PITTSBURGH	55,503
11-17-91	L	10-17	at Philadelphia	63,189
11-24-91	L	14-38	L.A. RAIDERS	52,044
12-1-91	W	27-24	N.Y. GIANTS	45,063
12-9-91	L	13-37	at Miami	60,616
12-15-91	L	10-17	at Pittsburgh	35,420
12-22-91	W	29-7	NEW ENGLAND	46,394

TEAM STATISTICS	BENGALS	OPPONENTS
TOTAL FIRST DOWNS	286	308
Rushing	96	100
Passing	162	191
Penalty	28	17
3rd Down: Made-Att.	78-212	86-194
3rd Down Pct.	36.8	44.3
4th Down: Made-Att.	9-20	4-8
4th Down Pct.	45.0	50.0
POSSESSION AVG.	29:14	30:46
TOTAL NET YARDS	4969	5652
Avg. Per Game	310.6	353.3
Total Plays	993	980
Avg. Per Play	5.0	5.8
NET YARDS RUSHING	1811	1662
Avg. Per Game	113.2	103.9
Total Rushes	449	454
NET YARDS PASSING	3158	3990
Avg. Per Game	197.4	249.4
Sacked-Yards Lost	33-255	21-129
Gross Yards	3413	4119
Att.-Completions	511-290	505-303
Completion Pct.	56.8	60.0
Had Intercepted	22	17
PUNTS-AVG.	65-43.5	57-42.0
Net Punting Avg.	34.3	36.4
PENALTIES-YARDS	107-845	94-808
FUMBLES-BALLS LOST	30-20	23-14
TOUCHDOWNS	27	53
Rushing	11	20
Passing	14	26
Returns	2	7

SCORE BY PERIODS	1	2	3	4	OT	PTS
BENGALS	57	71	64	71	0	263
OPPONENTS	68	163	76	122	6	435

SCORING	TD	TD-R	TD-P	TD-Rt	PAT	FG	S	PTS
Jim Breech	0	0	0	0	27-27	23-29	0	96
James Brooks	4	2	2	0	—	—	0	24
Tim McGee	4	0	4	0	—	—	0	24
Ickey Woods	4	4	0	0	—	—	0	24
Eddie Brown	2	0	2	0	—	—	0	12
Harold Green	2	2	0	0	—	—	0	12
Rodney Holman	2	0	2	0	—	—	0	12
Craig Taylor	2	2	0	0	—	—	0	12
Eric Ball	1	1	0	0	—	—	0	6
Mike Barber	1	0	1	0	—	—	0	6
Mike Dingle	1	0	1	0	—	—	0	6
David Fulcher	1	0	0	1	—	—	0	6
Lynn James	1	0	1	0	—	—	0	6
Mitchell Price	1	0	0	1	—	—	0	6
Reggie Rembert	1	0	1	0	—	—	0	6
Lee Johnson	0	0	0	0	0-0	1-3	0	3
Alex Gordon	0	0	0	0	—	—	1	2
BENGALS	27	11	14	2	27-27	24-32	1	263
OPPONENTS	53	20	26	7	49-52	22-31	1	435

Two-point conversions: (NA*).

RUSHING	ATT	YDS	AVG	LG	TD
Harold Green	158	731	4.6	75t	2
James Brooks	152	571	3.8	25	2
Craig Taylor	33	153	4.6	34t	2
Ickey Woods	36	97	2.7	12	4
Mike Dingle	21	91	4.3	21	0
Boomer Esiason	24	66	2.8	16	0
Donald Hollas	12	66	5.5	27	0
Eric Ball	10	21	2.1	10	1
Erik Wilhelm	1	9	9.0	9	0
Eddie Brown	1	8	8.0	8	0
Lee Johnson	1	-2	-2.0	-2	0
BENGALS	449	1811	4.0	75t	11
OPPONENTS	454	1662	3.7	43	20

RECEIVING	REC	YDS	AVG	LG	TD
Eddie Brown	59	827	14.0	53	2
Tim McGee	51	802	15.7	52t	4
James Brooks	40	348	8.7	40	2
Rodney Holman	31	445	14.4	39	2
Mike Barber	23	255	11.1	42t	1
Craig Taylor	21	122	5.8	16	0
Harold Green	16	136	8.5	18	0
Eric Kattus	12	136	11.3	24	0
Reggie Rembert	9	117	13.0	23t	1
Lynn James	7	103	14.7	22	1
Ickey Woods	6	36	6.0	16	0
Mike Dingle	5	23	4.6	12	1
Jim Riggs	4	14	3.5	7	0
Shane Garrett	3	32	10.7	13	0
Eric Ball	3	17	5.7	9	0
BENGALS	290	3413	11.8	53	14
OPPONENTS	303	4119	13.6	74t	26

INTERCEPTIONS	NO	YDS	AVG	LG	TD
David Fulcher	4	51	12.8	27t	1
Eric Thomas	3	0	0.0	0	0
Rickey Dixon	2	62	31.0	47	0
Barney Bussey	2	18	9.0	18	0
Leo Barker	1	29	29.0	29	0
Alonzo Mitz	1	8	8.0	8	0
Richard Fain	1	1	1.0	1	0
James Francis	1	0	0.0	0	0
David Grant	1	0	0.0	0	0
Mitchell Price	1	0	0.0	0	0
BENGALS	17	169	9.9	47	1
OPPONENTS	22	331	15.0	52t	3

PUNTING	NO	YDS	AVG	NET	TB	IN-20	LG	BLK.
Lee Johnson	64	2795	43.7	34.7	6	15	62	0
Jim Breech	1	33	33.0	13.0	1	0	33	0
BENGALS	65	2828	43.5	34.3	7	15	62	0
OPPONENTS	57	2394	42.0	36.4	2	14	59	0

PUNT RETURNS	NO	FC	YDS	AVG	LG	TD
Mitchell Price	14	6	203	14.5	78t	1
Mike Barber	13	5	70	5.4	15	0
Shane Garrett	1	0	7	7.0	7	0
Lynn James	1	0	0	0.0	0	0
BENGALS	29	11	280	9.7	78t	1
OPPONENTS	38	7	456	12.0	75t	2

KICKOFF RETURNS	NO	YDS	AVG	LG	TD
Eric Ball	13	262	20.2	24	0
Shane Garrett	13	214	16.5	24	0
James Brooks	11	190	17.3	35	0
Mike Dingle	7	176	25.1	63	0
Lynn James	8	143	17.9	26	0
Mitchell Price	5	91	18.2	22	0
Harold Green	4	66	16.5	20	0
Joe King	3	34	11.3	17	0
Jim Riggs	2	28	14.0	15	0
Rodney Holman	1	15	15.0	15	0
Mike Barber	1	7	7.0	7	0
Eric Thomas	1	-1	-1.0	-1	0
BENGALS	69	1225	17.8	63	0
OPPONENTS	38	741	19.5	34	0

FIELD GOALS	1-19	20-29	30-39	40-49	50+
Jim Breech	0-0	9-10	8-10	5-6	1-3
Lee Johnson	0-0	0-0	0-0	0-0	1-3
BENGALS	0-0	9-10	8-10	5-6	2-6
OPPONENTS	2-2	4-4	9-13	6-11	1-1

Jim Breech: (—), (33N), (21G, 36G), (46G, 25G), (—), (45G, 24G, 26G), (32G, 42G), (50N, 20G), (23G, 38G, 38G), (29G, 47G), (38G), (—), (35G, 35G), (39N, 27G, 50G), (50N, 39G, 48N, 26N), (49G, 25G).

Lee Johnson: (—), (—), (—), (—), (—), (—), (53G), (—), (—), (—), (—), (55N), (—), (52N), (—), (—).

Opponents: (30N, 42N, 19G), (19G, 21G, 37G), (30G, 42G, 38G, 45G), (40G, 26G), (45N, 36G, 31G), (—), (—), (33G, 45N), (47N, 34N), (44G, 46G, 37N), (42N, 37G), (29G), (37G), (50G, 22G, 36G), (47G, 39N), (—).

PASSING	ATT	CMP	YDS	CMP%	YDS/ATT	TD	TD%	INT	INT%	LG	SKD-YDS	RAT
Boomer Esiason	413	233	2883	56.4	6.98	13	3.1	16	3.9	53	25-190	72.5
Donald Hollas	55	32	310	58.2	5.64	1	1.8	4	7.3	23t	7-57	49.8
Erik Wilhelm	42	24	217	57.1	5.17	0	0.0	2	4.8	29	1-8	51.4
Lee Johnson	1	1	3	100.0	3.00	0	0.0	0	0.0	3	0-0	79.2
BENGALS	511	290	3413	56.8	6.68	14	2.7	22	4.3	53	33-255	68.4
OPPONENTS	505	303	4119	60.0	8.16	26	5.1	17	3.4	74t	21-129	89.2

USUAL STARTERS

OFFENSE		DEFENSE	
WR	Tim McGee	LDE	Alonzo Mitz
LOT	Anthony Munoz	NT	Tim Krumrie
LG	Bruce Reimers	RDE	David Grant
C	Bruce Kozerski	LOLB	James Francis
RG	Paul Jetton, Ken Moyer	LILB	Leo Barker
		RILB	Carl Zander
ROT	Joe Walter	ROLB	Alfred Williams
TE	Rodney Holman	LCB	Wayne Haddix
WR	Eddie Brown	RCB	Lewis Billups
QB	Boomer Esiason	SS	David Fulcher
RB	James Brooks	FS	Rickey Dixon, Barney Bussey
RB	Harold Green		

DEFENSE**	ST	AT	TT	SKS-YDS	INT-YDS	PD	FF	FR-YDS
David Fulcher	68	27	95	0-0	4-51	9	4	3-12
Tim Krumrie	56	12	68	4-26	0-0	1	1	1-0
James Francis	50	18	68	3-21	1-0	7	0	1-0
Rickey Dixon	58	7	65	0-0	2-62	8	1	0-0
Eric Thomas	51	5	56	0-0	3-0	18	0	1-0
Leo Barker	44	11	55	0-0	1-29	1	0	0-0
Alonzo Mitz	40	8	48	0-0	1-8	2	0	1-0
Carl Zander	37	10	47	0-0	0-0	1	2	1-0
Alfred Williams	36	4	40	3-16	0-0	3	1	2-24
Barney Bussey	31	8	39	0-0	2-18	3	0	1-0
David Grant	33	4	37	2-14	1-0	1	0	0-0
Lewis Billups	32	3	35	1-9	0-0	6	0	1-7
Mitchell Price	16	1	17	0-0	1-0	4	0	1-0
Kevin Walker	15	2	17	1-5	0-0	0	0	0-0
Natu Tuatagaloa	14	1	15	2-8	0-0	1	1	0-0
Lamar Rogers	10	4	14	0-0	0-0	1	0	0-0
Wayne Haddix	12	1	13	0-0	0-0	7	0	0-0
Richard Fain	8	2	10	0-0	1-1	3	0	0-0
Leon White	8	2	10	0-0	0-0	0	0	0-0
Rod Jones	9	0	9	0-0	0-0	3	0	0-0
Alex Gordon	6	2	8	2-8	0-0	0	0	0-0
Bernard Clark	5	3	8	0-0	0-0	0	0	0-0
Skip McClendon	5	1	6	0-0	0-0	0	0	0-0
Fernandus Vinson	4	2	6	0-0	0-0	2	0	0-0
Antoine Bennett	3	0	3	0-0	0-0	1	0	0-0
Daniel Stubbs	3	0	3	3-22	0-0	0	1	0-0
Joe King	2	1	3	0-0	0-0	0	0	0-0
Ed Brady	0	1	1	0-0	0-0	0	0	0-0
Rod Saddler	0	1	1	0-0	0-0	0	0	0-0

SPECIAL TEAMS**	ST	AT	TT	FF	FR-YDS	BP	BFG	BXP
Ed Brady	11	1	12	0	0-0	0	0	0
Alex Gordon	5	3	8	0	1-0	0	0	0
Leo Barker	6	0	6	0	0-0	0	0	0
Leon White	6	0	6	0	0-0	0	0	0
Bernard Clark	5	0	5	0	0-0	0	0	0
Reggie Rembert	4	1	5	0	0-0	0	0	0
Fernandus Vinson	4	0	4	0	0-0	0	0	0
Lynn James	3	1	4	0	0-0	0	0	0
Mike Barber	3	0	3	0	0-0	0	0	0
Richard Fain	3	0	3	0	0-0	0	0	0
Mitchell Price	3	0	3	0	0-0	0	0	0
Barney Bussey	2	0	2	0	0-0	0	0	0
Rickey Dixon	2	0	2	0	0-0	0	0	0
Joe King	2	0	2	0	0-0	0	0	0
Eric Ball	1	0	1	0	0-0	0	0	0
Lewis Billups	1	0	1	0	0-0	0	0	0
Wayne Haddix	1	0	1	0	0-0	0	0	0
Donald Hollas	1	0	1	0	0-0	0	0	0
Rod Jones	1	0	1	0	0-0	0	0	0
Natu Tuatagaloa	1	0	1	0	0-0	0	0	0
Kevin Walker	1	0	1	0	0-0	0	0	0
Carl Zander	1	0	1	0	0-0	0	0	0
Mike Dingle	0	1	1	0	0-0	0	0	0
Eric Thomas	0	0	0	0	0-0	0	3	0
Rod Saddler	0	0	0	0	0-0	0	0	1

MISCELLANEOUS DEFENSE**	ST	AT	TT	FF	FR-YDS
Tim McGee	3	0	3	0	0-0
Mike Barber	2	0	2	0	0-0
James Brooks	2	0	2	0	0-0
Craig Taylor	2	0	2	0	0-0
Eric Ball	1	0	1	0	0-0
Shane Garrett	1	0	1	0	0-0
Bruce Kozerski	1	0	1	0	0-0
Ken Moyer	1	0	1	0	0-0

* *NOTE: The two-point conversion was not instituted in the NFL until 1994.*

** *NOTE: All defensive statistics above are press box statistics produced at the games.*

1992 STATISTICS

RECORD: 5-11-0

HEAD COACH: DAVE SHULA

DATE	W-L	SCORE	OPPONENT	ATTENDANCE
9-6-92	W	21-3	at Seattle	57,350
9-13-92	W	24-21 (OT)	L.A. RAIDERS	54,240
9-20-92	L	23-24	at Green Bay	57,272
9-27-92	L	7-42	MINNESOTA	53,847
10-4-92			— BYE —	
10-11-92	L	24-38	HOUSTON	54,254
10-19-92	L	0-20	at Pittsburgh	55,411
10-25-92	L	10-26	at Houston	58,701
11-1-92	W	30-10	CLEVELAND	54,765
11-8-92	W	31-28 (OT)	at Chicago	56,120
11-15-92	L	14-17	at N.Y. Jets	60,196
11-22-92	L	13-19	DETROIT	48,574
11-29-92	L	9-21	PITTSBURGH	54,253
12-6-92	L	21-37	at Cleveland	68,368
12-13-92	L	10-27	at San Diego	50,579
12-20-92	W	20-10	NEW ENGLAND	45,355
12-27-92	L	17-21	INDIANAPOLIS	47,837

TEAM STATISTICS	BENGALS	OPPONENTS
TOTAL FIRST DOWNS	248	319
Rushing	112	126
Passing	114	168
Penalty	22	25
3rd Down: Made-Att.	66-205	99-216
3rd Down Pct.	32.2	45.8
4th Down: Made-Att.	14-25	10-18
4th Down Pct.	56.0	55.6
POSSESSION AVG.	27:05	32:55
TOTAL NET YARDS	3919	5333
Avg. Per Game	244.9	333.3
Total Plays	934	1024
Avg. Per Play	4.2	5.2
NET YARDS RUSHING	1976	2007
Avg. Per Game	123.5	125.4
Total Rushes	454	490
NET YARDS PASSING	1943	3326
Avg. Per Game	121.4	207.9
Sacked-Yards Lost	45-341	45-294
Gross Yards	2284	3620
Att.-Completions	435-227	489-288
Completion Pct.	52.2	58.9
Had Intercepted	17	16
PUNTS-AVG.	76-42.1	57-41.8
Net Punting Avg.	35.9	35.1
PENALTIES-YARDS	98-755	95-797
FUMBLES-BALLS LOST	32-10	36-17
TOUCHDOWNS	31	44
Rushing	11	15
Passing	16	24
Returns	4	5

SCORE BY PERIODS	1	2	3	4	OT	PTS
BENGALS	48	84	55	81	6	274
OPPONENTS	81	98	91	94	0	364

SCORING	TD	TD-R	TD-P	TD-Rt	PAT	FG	S	PTS
Jim Breech	0	0	0	0	31-31	19-27	0	88
Derrick Fenner	8	7	1	0	—	—	0	48
Eric Ball	4	2	2	0	—	—	0	24
Tim McGee	3	0	3	0	—	—	0	18
Jeff Query	3	0	3	0	—	—	0	18
Harold Green	2	2	0	0	—	—	0	12
Rodney Holman	2	0	2	0	—	—	0	12
Carl Pickens	2	0	1	1	—	—	0	12
Craig Thompson	2	0	2	0	—	—	0	12
Ray Bentley	1	0	0	1	—	—	0	6
Brian Brennan	1	0	1	0	—	—	0	6
James Francis	1	0	0	1	—	—	0	6
Milt Stegall	1	0	1	0	—	—	0	6
Fernandus Vinson	1	0	0	1	—	—	0	6
Lee Johnson	0	0	0	0	—	0-1	0	0
BENGALS	31	11	16	4	31-31	19-28	0	274
OPPONENTS	44	15	24	5	44-44	18-30	1	364

Two-point conversions: (NA*).

RUSHING	ATT	YDS	AVG	LG	TD
Harold Green	265	1170	4.4	53	2
Derrick Fenner	112	500	4.5	35t	7
Donald Hollas	20	109	5.5	24	0
Boomer Esiason	21	66	3.1	15	0
Eric Ball	16	55	3.4	17	2
David Klingler	11	53	4.8	12	0
Ostell Miles	8	22	2.8	9	0
Jeff Query	1	1	1.0	1	0
BENGALS	454	1976	4.4	53	11
OPPONENTS	490	2007	4.1	36t	15

RECEIVING	REC	YDS	AVG	LG	TD
Harold Green	41	214	5.2	19	0
Tim McGee	35	408	11.7	36	3
Carl Pickens	26	326	12.5	38	1
Rodney Holman	26	266	10.2	26t	2
Reggie Rembert	19	219	11.5	27	0
Craig Thompson	19	194	10.2	32	2
Jeff Query	16	265	16.6	83t	3
Brian Brennan	16	166	10.4	21	1
Jim Riggs	11	70	6.4	17	0
Derrick Fenner	7	41	5.9	15	1
Eric Ball	6	66	11.0	35t	2
Milt Stegall	3	35	11.7	13	1
Jeff Thomason	2	14	7.0	10	0
BENGALS	227	2284	10.1	83t	16
OPPONENTS	288	3620	12.6	47	24

INTERCEPTIONS	NO	YDS	AVG	LG	TD
Darryl Williams	4	65	16.3	30	0
James Francis	3	108	36.0	66t	1
David Fulcher	3	0	0.0	0	0
Rod Jones	2	14	7.0	14	0
Leonard Wheeler	1	12	12.0	12	0
Barney Bussey	1	3	3.0	3	0
Alonzo Mitz	1	3	3.0	3	0
Ricardo McDonald	1	0	0.0	0	0
BENGALS	16	205	12.8	66t	1
OPPONENTS	17	127	7.5	36	0

PUNTING	NO	YDS	AVG	NET	TB	IN-20	LG	BLK.
Lee Johnson	76	3196	42.1	35.9	9	15	64	0
BENGALS	76	3196	42.1	35.9	9	15	64	0
OPPONENTS	57	2384	41.8	35.1	5	16	70	1

PUNT RETURNS	NO	FC	YDS	AVG	LG	TD
Carl Pickens	18	9	229	12.7	95t	1
Mitchell Price	6	2	56	9.3	25	0
BENGALS	24	11	285	11.9	95t	1
OPPONENTS	32	14	284	8.9	58t	1

KICKOFF RETURNS	NO	YDS	AVG	LG	TD
Milt Stegall	25	430	17.2	39	0
Eric Ball	20	411	20.6	48	0
Ostell Miles	8	128	16.0	27	0
Derrick Fenner	2	38	19.0	19	0
Mitchell Price	2	20	10.0	13	0
Barney Bussey	1	18	18.0	18	0
Jeff Query	1	13	13.0	13	0
BENGALS	59	1058	17.9	48	0
OPPONENTS	46	1079	23.5	100t	2

FIELD GOALS	1-19	20-29	30-39	40-49	50+
Jim Breech	0-0	8-8	7-7	4-11	0-1
Lee Johnson	0-0	0-0	0-0	0-0	0-1
BENGALS	0-0	8-8	7-7	4-11	0-2
OPPONENTS	0-0	9-11	6-8	3-8	0-3

Jim Breech: (47N, 48 N), (34G), (20G, 34G, 41G), (—), (29G, 43N), (47N), (24G), (26G, 21G, 32G), (36G), (44N), (40G, 20G, 50N), (33G, 42G, 38G), (—), (48G), (47N, 42N, 21G, 39G), (25G).

Lee Johnson: (—), (59B), (—), (—), (—), (—), (—), (—), (—), (—), (—), (—), (—), (—), (—), (—).

Opponents: (40G), (52N, 27B, 59N), (32N, 37G, 47N), (—), (39G), (21G, 45N, 27G), (27G, 47N), (39G), (47N, 52N), (27N, 42G, 36N), (35G, 27G, 20G, 29G), (49N), (34G, 30G, 27G), (21G, 48G), (27G), (—).

PASSING	ATT	CMP	YDS	CMP%	YDS/ATT	TD	TD%	INT	INT%	LG	SKD-YDS	RAT
Boomer Esiason	278	144	1407	51.8	5.06	11	4.0	15	5.4	38	19-150	57.0
David Klingler	98	47	530	48.0	5.41	3	3.1	2	2.0	83t	18-146	66.3
Donald Hollas	58	35	335	60.3	5.78	2	3.4	0	0.0	24t	8-45	87.9
Jim Breech	1	1	12	100.0	12.00	0	0.0	0	0.0	12	0-0	116.7
BENGALS	435	227	2284	52.2	5.25	16	3.7	17	3.9	83t	45-341	63.4
OPPONENTS	489	288	3620	58.9	7.40	24	4.9	16	3.3	47	45-294	84.7

USUAL STARTERS

OFFENSE		DEFENSE	
WR	Tim McGee	LDE	Lamar Rogers
LOT	Anthony Munoz, Kevin Sargent	NT	Tim Krumrie
		RDE	Alonzo Mitz
LG	Bruce Kozerski	LOLB	James Francis
C	Mike Arthur	LILB	Ricardo McDonald
RG	Jon Melander	RILB	Gary Reasons
ROT	Joe Walter	ROLB	Daniel Stubbs
TE	Rodney Holman	LCB	Rod Jones
WR	Carl Pickens	RCB	Eric Thomas
QB	Boomer Esiason	SS	David Fulcher
HB	Harold Green	FS	Darryl Williams
FB	Eric Ball		

DEFENSE**	ST	AT	TT	SKS-YDS	INT-YDS	PD	FF	FR-YDS
Tim Krumrie	71	26	97	4-21	0-0	2	2	1-0
Ricardo McDonald	71	23	94	0-0	1-0	4	0	1-4
Darryl Williams	70	8	78	2-16	4-65	13	2	1-0
David Fulcher	56	16	72	1-10	3-0	9	0	0-0
Rod Jones	54	9	63	0-0	2-14	17	0	1-0
Alfred Williams	39	5	44	10-70	0-0	4	3	0-0
Lamar Rogers	33	10	43	4-28.5	0-0	0	2	0-0
Eric Thomas	40	2	42	0-0	0-0	11	1	0-0
Rickey Dixon	37	5	42	0-0	0-0	6	0	0-0
James Francis	33	6	39	6-28	3-108	11	3	2-3
Gary Reasons	32	6	38	0-0	0-0	0	1	1-0
Alonzo Mitz	19	16	35	3-23.5	1-3	1	1	2-0
Barney Bussey	24	8	32	0-0	1-3	4	0	0-0
Daniel Stubbs	24	8	32	9-64	0-0	0	1	1-0
Kevin Walker	16	12	28	0-0	0-0	0	0	0-0
Fernandus Vinson	18	4	22	1-15	0-0	0	2	1-22
Leonard Wheeler	17	4	21	0-0	1-12	3	0	0-0
Mike Frier	13	2	15	0-0	0-0	0	0	0-0
Antoine Bennett	14	0	14	0-0	0-0	3	0	0-0
Alex Gordon	13	1	14	1-7	0-0	1	1	1-0
Eric Shaw	12	2	14	0-0	0-0	1	0	0-0
Elston Ridgle	7	0	7	3-9	0-0	0	0	0-0
Randy Kirk	6	1	7	0-0	0-0	1	0	1-7
Ray Bentley	4	1	5	0-0	0-0	0	0	1-75
Mitchell Price	4	0	4	0-0	0-0	0	0	0-0
Roosevelt Nix	1	0	1	1-2	0-0	0	0	0-0

SPECIAL TEAMS**	ST	AT	TT	FF	FR-YDS	BP	BFG	BXP
Randy Kirk	12	1	13	1	0-0	0	0	0
Eric Shaw	5	2	7	0	0-0	0	0	0
Craig Thompson	5	2	7	0	0-0	0	0	0
Milt Stegall	5	1	6	0	0-0	0	0	0
Rickey Dixon	4	2	6	0	0-0	0	0	0
Leonard Wheeler	4	2	6	0	0-0	0	0	0
Antoine Bennett	5	0	5	0	1-0	0	0	0
Darryl Williams	3	2	5	0	0-0	0	0	0
Fernandus Vinson	3	1	4	0	0-0	0	0	0
Eric Ball	3	0	3	0	2-0	1	0	0
Ricardo McDonald	3	0	3	0	0-0	0	0	0
Alex Gordon	2	1	3	0	0-0	0	0	0
Ostell Miles	2	0	2	0	0-0	0	0	0
James Francis	1	0	1	0	0-0	0	0	0
David Fulcher	1	0	1	0	0-0	0	0	0
Lee Johnson	1	0	1	0	0-0	0	0	0
Alonzo Mitz	1	0	1	0	0-0	0	0	0
Roosevelt Nix	1	0	1	0	0-0	0	0	0
Gary Reasons	1	0	1	0	0-0	0	0	0
Frank Robinson	1	0	1	0	0-0	0	0	0
Jeff Thomason	1	0	1	0	0-0	0	0	0
Kevin Walker	1	0	1	0	0-0	0	0	0
Eric Thomas	0	0	0	0	0-0	0	1	0

MISCELLANEOUS DEFENSE**	ST	AT	TT	FF	FR-YDS
Harold Green	3	0	3	0	0-0
Carl Pickens	3	0	3	0	0-0
Rodney Holman	2	0	2	0	0-0
Boomer Esiason	1	0	1	0	0-0
Bruce Kozerski	1	0	1	0	0-0
Tim McGee	1	0	1	0	0-0
Jeff Query	1	0	1	0	0-0

* *NOTE: The two-point conversion was not instituted in the NFL until 1994.*

** *NOTE: All defensive statistics above are press box statistics produced at the games.*

1993 STATISTICS

RECORD: 3-13-0

HEAD COACH: DAVE SHULA

DATE	W-L	SCORE	OPPONENT	ATTENDANCE
9-5-93	L	14-27	at Cleveland	75,508
9-12-93	L	6-9	INDIANAPOLIS	50,299
9-19-93	L	7-34	at Pittsburgh	53,682
9-26-93	L	10-19	SEATTLE	46,880
10-3-93			— BYE —	
10-10-93	L	15-17	at Kansas City	75,394
10-17-93	L	17-28	CLEVELAND	55,647
10-24-93	L	12-28	at Houston	50,039
10-31-93			— BYE —	
11-7-93	L	16-24	PITTSBURGH	51,202
11-14-93	L	3-38	HOUSTON	42,347
11-21-93	L	12-17	at N.Y. Jets	64,264
11-28-93	W	16-10	L.A. RAIDERS	43,272
12-5-93	L	8-21	at San Francisco	60,039
12-12-93	L	2-7	at New England	29,794
12-19-93	W	15-3	L.A. RAMS	36,612
12-26-93	W	21-17	ATLANTA	27,014
1-2-94	L	13-20	at New Orleans	58,036

TEAM STATISTICS	BENGALS	OPPONENTS
TOTAL FIRST DOWNS	239	306
Rushing	89	134
Passing	133	159
Penalty	17	13
3rd Down: Made-Att.	80-232	85-212
3rd Down Pct.	34.5	40.1
4th Down: Made-Att.	10-26	7-11
4th Down Pct.	38.5	63.6
POSSESSION AVG.	28:58	31:02
TOTAL NET YARDS	4052	5018
Avg. Per Game	253.3	313.6
Total Plays	986	1000
Avg. Per Play	4.1	5.0
NET YARDS RUSHING	1511	2220
Avg. Per Game	94.4	138.8
Total Rushes	423	521
NET YARDS PASSING	2541	2798
Avg. Per Game	158.8	174.9
Sacked-Yards Lost	53-289	22-154
Gross Yards	2830	2952
Att.-Completions	510-272	457-251
Completion Pct.	53.3	54.9
Had Intercepted	11	12
PUNTS-AVG.	90-43.9	74-42.2
Net Punting Avg.	36.6	36.2
PENALTIES-YARDS	105-773	73-567
FUMBLES-BALLS LOST	24-9	22-14
TOUCHDOWNS	16	37
Rushing	3	15
Passing	11	20
Returns	2	2

SCORE BY PERIODS	1	2	3	4	OT	PTS
BENGALS	41	74	18	54	0	187
OPPONENTS	42	119	63	95	0	319

SCORING	TD	TD-R	TD-P	TD-Rt	PAT	FG	S	PTS
Doug Pelfrey	0	0	0	0	13-16	24-31	0	85
Carl Pickens	6	0	6	0	—	—	0	36
Jeff Query	4	0	4	0	—	—	0	24
Eric Ball	1	1	0	0	—	—	0	6
Mike Brim	1	0	0	1	—	—	0	6
Derrick Fenner	1	1	0	0	—	—	0	6
Ostell Miles	1	1	0	0	—	—	0	6
Craig Thompson	1	0	1	0	—	—	0	6
Darryl Williams	1	0	0	1	—	—	0	6
Alfred Williams	0	0	0	0	—	—	1	2
(team)	—	—	—	—	—	—	2	4
BENGALS	16	3	11	2	13-16	24-31	3	187
OPPONENTS	37	15	20	2	37-37	20-28	0	319

Two-point conversions: (NA*).

RUSHING	ATT	YDS	AVG	LG	TD
Harold Green	215	589	2.7	25	0
Derrick Fenner	121	482	4.0	26	1
David Klingler	41	282	6.9	29	0
Ostell Miles	22	56	2.5	15	1
Jay Schroeder	10	41	4.1	20	0
Eric Ball	8	37	4.6	18	1
Jeff Query	2	13	6.5	8	0
Patrick Robinson	1	6	6.0	6	0
Ryan Benjamin	3	5	1.7	2	0
BENGALS	423	1511	3.6	29	3
OPPONENTS	521	2220	4.3	38t	15

RECEIVING	REC	YDS	AVG	LG	TD
Jeff Query	56	654	11.7	51	4
Derrick Fenner	48	427	8.9	40	0
Tony McGee	44	525	11.9	37	0
Carl Pickens	43	565	13.1	36	6
Harold Green	22	115	5.2	16	0
Craig Thompson	17	87	5.1	10	1
Reggie Rembert	8	101	12.6	21	0
Patrick Robinson	8	72	9.0	14	0
Ostell Miles	6	89	14.8	27	0
Wesley Carroll	6	81	13.5	28	0
David Frisch	6	43	7.2	12	0
Eric Ball	4	39	9.8	24	0
Jeff Thomason	2	8	4.0	5	0
Ryan Benjamin	1	16	16.0	16	0
Milt Stegall	1	8	8.0	8	0
BENGALS	272	2830	10.4	51	11
OPPONENTS	251	2952	11.8	71t	20

INTERCEPTIONS	NO	YDS	AVG	LG	TD
Mike Brim	3	74	24.7	30	1
Darryl Williams	2	126	63.0	97t	1
Sheldon White	2	19	9.5	14	0
James Francis	2	12	6.0	12	0
Alan Grant	1	17	17.0	17	0
Rod Jones	1	0	0.0	0	0
Steve Tovar	1	0	0.0	0	0
Leonard Wheeler	0	^24	—	24	0
BENGALS	12	272	22.7	97t	2
OPPONENTS	11	49	4.5	30	0

^Lateral.

PUNTING	NO	YDS	AVG	NET	TB	IN-20	LG	BLK.
Lee Johnson	90	3954	43.9	36.6	12	24	60	0
BENGALS	90	3954	43.9	36.6	12	24	60	0
OPPONENTS	74	3123	42.2	36.2	6	20	72	1

PUNT RETURNS	NO	FC	YDS	AVG	LG	TD
Patrick Robinson	43	6	305	7.1	36	0
Carl Pickens	4	2	16	4.0	9	0
Marcello Simmons	1	0	0	0.0	0	0
BENGALS	48	8	321	6.7	36	0
OPPONENTS	47	13	416	8.9	39	0

KICKOFF RETURNS	NO	YDS	AVG	LG	TD
Patrick Robinson	30	567	18.9	42	0
Eric Ball	23	501	21.8	45	0
Ryan Benjamin	4	78	19.5	24	0
Ostell Miles	4	65	16.3	24	0
Eric Shaw	0f	0	—	—	0
BENGALS	61	1211	19.9	45	0
OPPONENTS	38	831	21.9	66	0

FIELD GOALS	1-19	20-29	30-39	40-49	50+
Doug Pelfrey	0-0	8-8	6-10	8-10	2-3
BENGALS	0-0	8-8	6-10	8-10	2-3
OPPONENTS	0-0	3-5	11-13	5-8	1-2

Doug Pelfrey: (—), (35G, 23G, 35N), (44N), (34N, 38N, 23G), (23G, 24G, 42G, 47G, 34G), (49G), (53G, 50G), (32G), (46G), (28G), (45G, 33N, 34G, 44G), (48G, 39G), (—), (43G, 44N, 28G, 52N, 25G), (—), (22G, 31G).

Opponents: (28G, 34G), (53G, 31G, 39N, 42G), (33G, 34G), (32G, 35G, 23G, 35G), (37G), (—), (—), (23G), (39G), (42G), (41N, 44N, 31N, 48N, 34G), (—), (27N), (26N, 32G), (49G), (54N, 43G, 49G).

USUAL STARTERS

OFFENSE		DEFENSE	
WR	Jeff Query	LDE	John Copeland
LOT	Tom Scott	NT	Tim Krumrie
LG	Ken Moyer	RDE	George Hinkle
C	Bruce Kozerski	LOLB	James Francis
RG	Tom Rayam	LILB	Eric Shaw,
ROT	Joe Walter		Steve Tovar
TE	Tony McGee	RILB	Ricardo McDonald
WR	Carl Pickens	ROLB	Alfred Williams
QB	David Klingler	LCB	Mike Brim
HB	Harold Green	RCB	Rod Jones
FB	Derrick Fenner	SS	Lance Gunn
		FS	Darryl Williams

DEFENSE**	ST	AT	TT	SKS-YDS	INT-YDS	PD	FF	FR-YDS
Darryl Williams	95	28	123	2-25	2-126	12	1	1-0
Ricardo McDonald	87	15	102	1-5	0-0	2	1	0-0
Steve Tovar	72	13	85	0-0	1-0	5	0	1-0
Tim Krumrie	58	20	78	3-23	0-0	2	1	0-0
Rod Jones	46	7	53	0-0	1-0	10	1	1-0
Mike Brim	41	8	49	0-0	3-74	8	1	1-0
Eric Shaw	38	11	49	0-0	0-0	1	0	1-0
John Copeland	43	5	48	3-18	0-0	0	2	0-0
James Francis	35	6	41	2-16	2-12	7	0	1-0
Fernandus Vinson	27	5	32	0-0	0-0	2	1	3-0
Leonard Wheeler	22	7	29	0-0	0-24	1	0	0-0
Alfred Williams	22	7	29	4-28	0-0	3	1	0-0
Lance Gunn	25	3	28	0-0	0-0	5	0	1-0
Alex Gordon	23	3	26	0-0	0-0	2	0	0-0
Daniel Stubbs	20	4	24	5-31	0-0	0	0	1-0
Mike Frier	17	4	21	1-0	0-0	1	0	0-0
George Hinkle	10	6	16	1-8	0-0	1	0	0-0
Alan Grant	11	0	11	0-0	1-17	1	0	0-0
Marcello Simmons	9	0	9	0-0	0-0	5	0	0-0
Ty Parten	5	3	8	0-0	0-0	2	0	0-0
Sheldon White	5	3	8	0-0	2-19	2	0	1-0
Roosevelt Nix	5	0	5	0-0	0-0	1	0	0-0
R.J. Kors	0	2	2	0-0	0-0	0	0	0-0
Ron Carpenter	1	0	1	0-0	0-0	0	0	0-0
Karmeeleyah McGill	1	0	1	0-0	0-0	0	0	0-0

SPECIAL TEAMS**	ST	AT	TT	FF	FR-YDS	BP	BFG	BXP
Steve Tovar	11	1	12	0	0-0	0	0	0
Randy Kirk	5	4	9	0	0-0	0	0	0
Eric Ball	7	1	8	0	0-0	0	0	0
Leonard Wheeler	6	1	7	1	1-0	0	0	0
R.J. Kors	5	1	6	0	0-0	0	0	0
Fernandus Vinson	5	1	6	1	0-0	1	0	0
Ricardo McDonald	5	0	5	0	0-0	0	0	0
Milt Stegall	4	1	5	0	0-0	0	0	0
Brad Smith	4	0	4	0	0-0	0	0	0
Ron Carpenter	3	1	4	0	0-0	0	0	0
Alex Gordon	3	1	4	0	0-0	0	0	0
James Francis	3	0	3	0	0-0	0	0	0
Marcello Simmons	3	0	3	0	0-0	0	0	0
Ostell Miles	2	1	3	0	0-0	0	0	0
Eric Shaw	2	1	3	0	0-0	0	0	0
Alan Grant	2	0	2	0	0-0	0	0	0
Lee Johnson	2	0	2	1	0-0	0	0	0
Tony McGee	2	0	2	0	0-0	0	0	0
Karmeeleyah McGill	2	0	2	0	0-0	0	0	0
Sheldon White	2	0	2	0	0-0	0	0	0
Darryl Williams	0	2	2	0	1-0	0	0	0
Wesley Carroll	1	0	1	0	0-0	0	0	0
Carl Pickens	1	0	1	0	0-0	0	0	0
Reggie Rembert	1	0	1	0	0-0	0	0	0
Rod Jones	0	1	1	0	0-0	0	0	0
Craig Thompson	0	1	1	0	0-0	0	0	0

MISCELLANEOUS DEFENSE**	ST	AT	TT	FF	FR-YDS
Bruce Kozerski	1	0	1	0	0-0
Patrick Robinson	1	0	1	0	0-0
Milt Stegall	1	0	1	0	0-0
Jeff Thomason	1	0	1	0	0-0

PASSING	ATT	CMP	YDS	CMP%	YDS/ATT	TD	TD%	INT	INT%	LG	SKD-YDS	RAT
David Klingler	343	190	1935	55.4	5.64	6	1.7	9	2.6	51	40-202	66.6
Jay Schroeder	159	78	832	49.1	5.23	5	3.1	2	1.3	37	13-87	70.0
Erik Wilhelm	6	4	63	66.7	10.50	0	0.0	0	0.0	27	0-0	101.4
Lee Johnson	1	0	0	0.0	0.00	0	0.0	0	0.0	—	0-0	39.6
Carl Pickens	1	0	0	0.0	0.00	0	0.0	0	0.0	—	0-0	39.6
BENGALS	510	272	2830	53.3	5.55	11	2.2	11	2.2	51	53-289	67.9
OPPONENTS	457	251	2952	54.9	6.46	20	4.4	12	2.6	71t	22-154	78.4

* *NOTE: The two-point conversion was not instituted in the NFL until 1994.*

** *NOTE: All defensive statistics above are press box statistics produced at the games.*

1994 STATISTICS

RECORD: 3-13-0

HEAD COACH: DAVE SHULA

DATE	W-L	SCORE	OPPONENT	ATTENDANCE
9-4-94	L	20-28	CLEVELAND	52,778
9-11-94	L	10-27	at San Diego	53,217
9-18-94	L	28-31	NEW ENGLAND	46,640
9-25-94	L	13-20	at Houston	44,253
10-2-94	L	7-23	MIAMI	55,056
10-9-94			— BYE —	
10-16-94	L	10-14	at Pittsburgh	55,353
10-23-94	L	13-37	at Cleveland	77,588
10-30-94	L	20-23	DALLAS	57,096
11-6-94	W	20-17 (OT)	at Seattle	46,630
11-13-94	W	34-31	HOUSTON	54,908
11-20-94	L	13-17	INDIANAPOLIS	55,566
11-27-94	L	13-15	at Denver	69,714
12-4-94	L	15-38	PITTSBURGH	53,401
12-11-94	L	20-27	at N.Y. Giants	67,530
12-18-94	L	7-28	at Arizona	50,110
12-24-94	W	33-30	PHILADELPHIA	39,923

TEAM STATISTICS	BENGALS	OPPONENTS
TOTAL FIRST DOWNS	267	310
Rushing	84	126
Passing	158	168
Penalty	25	16
3rd Down: Made-Att.	66-213	92-231
3rd Down Pct.	31.0	39.8
4th Down: Made-Att.	12-22	4-8
4th Down Pct.	54.5	50.0
POSSESSION AVG.	27:11	32:49
TOTAL NET YARDS	4792	5154
Avg. Per Game	299.5	322.1
Total Plays	990	1053
Avg. Per Play	4.8	4.9
NET YARDS RUSHING	1556	1906
Avg. Per Game	97.3	119.1
Total Rushes	404	517
NET YARDS PASSING	3236	3248
Avg. Per Game	202.3	203.0
Sacked-Yards Lost	44-305	31-210
Gross Yards	3541	3458
Att.-Completions	542-289	505-294
Completion Pct.	53.3	58.2
Had Intercepted	19	10
PUNTS-AVG.	80-43.3	87-40.6
Net Punting Avg.	35.3	34.4
PENALTIES-YARDS	90-618	99-861
FUMBLES-BALLS LOST	31-22	26-8
TOUCHDOWNS	27	45
Rushing	5	16
Passing	21	22
Returns	1	7

SCORE BY PERIODS	1	2	3	4	OT	PTS
BENGALS	58	66	53	96	3	276
OPPONENTS	85	149	79	93	0	406

SCORING	TD	TD-R	TD-P	TD-Rt	K-PAT	FG	S	PTS
Doug Pelfrey	0	0	0	0	24-25	28-33	0	108
Carl Pickens	11	0	11	0	—	—	0	66
Darnay Scott	5	0	5	0	—	—	0	30
Steve Broussard	2	2	0	0	—	—	0	14
Derrick Fenner	2	1	1	0	—	—	0	12
Harold Green	2	1	1	0	—	—	0	12
Jeff Blake	1	1	0	0	—	—	0	8
Jeff Cothran	1	0	1	0	—	—	0	6
Tim McGee	1	0	1	0	—	—	0	6
Tony McGee	1	0	1	0	—	—	0	6
Corey Sawyer	1	0	0	1	—	—	0	6
Alfred Williams	0	0	0	0	—	—	1	2
BENGALS	27	5	21	1	24-25	28-33	1	276
OPPONENTS	45	16	22	7	41-41	31-35	0	406

Two-point conversions: Jeff Blake, Steve Broussard. BENGALS 2-2, OPPONENTS 1-4.

RUSHING	ATT	YDS	AVG	LG	TD
Derrick Fenner	141	468	3.3	21	1
Steve Broussard	94	403	4.3	37t	2
Harold Green	76	223	2.9	22	1
Jeff Blake	37	204	5.5	16	1
Darnay Scott	10	106	10.6	23	0
Jeff Cothran	26	85	3.3	13	0
David Klingler	17	85	5.0	15	0
Eric Ball	2	0	0.0	1	0
Tim McGee	1	-18	-18.0	-18	0
BENGALS	404	1556	3.9	37t	5
OPPONENTS	517	1906	3.7	40	16

RECEIVING	REC	YDS	AVG	LG	TD
Carl Pickens	71	1127	15.9	70t	11
Darnay Scott	46	866	18.8	76	5
Tony McGee	40	492	12.3	54	1
Derrick Fenner	36	276	7.7	29	1
Steve Broussard	34	218	6.4	25	0
Harold Green	27	267	9.9	34	1
Tim McGee	13	175	13.5	25	1
Troy Sadowski	11	54	4.9	11	0
Jeff Query	5	44	8.8	14	0
Jeff Cothran	4	24	6.0	8	1
Eric Ball	1	4	4.0	4	0
David Klingler	1	-6	-6.0	-6	0
BENGALS	289	3541	12.3	76	21
OPPONENTS	294	3458	11.8	81	22

INTERCEPTIONS	NO	YDS	AVG	LG	TD
Louis Oliver	3	36	12.0	19	0
Mike Brim	2	72	36.0	49	0
Darryl Williams	2	45	22.5	33	0
Corey Sawyer	2	0	0.0	0	0
Steve Tovar	1	14	14.0	14	0
BENGALS	10	167	16.7	49	0
OPPONENTS	19	176	9.3	41	2

PUNTING	NO	YDS	AVG	NET	TB	IN-20	LG	BLK.
Lee Johnson	79	3461	43.8	35.3	9	19	64	1
BENGALS	80	3461	43.3	35.3	9	19	64	1
OPPONENTS	87	3528	40.6	34.4	8	30	60	1

PUNT RETURNS	NO	FC	YDS	AVG	LG	TD
Corey Sawyer	26	16	307	11.8	82t	1
Carl Pickens	9	2	62	6.9	16	0
Roger Jones	1	0	0	0.0	0	0
Darryl Williams	1	0	4	4.0	4	0
BENGALS	37	18	373	10.1	82t	1
OPPONENTS	43	12	459	10.7	92t	2

KICKOFF RETURNS	NO	YDS	AVG	LG	TD
Eric Ball	42	915	21.8	43	0
Darnay Scott	15	342	22.8	34	0
Adrian Hardy	8	185	23.1	42	0
Steve Broussard	7	115	16.4	24	0
Harold Green	5	113	22.6	31	0
Jeff Hill	4	97	24.3	40	0
Milt Stegall	1	16	16.0	16	0
Corey Sawyer	1	14	14.0	14	0
Steve Tovar	1	8	8.0	8	0
Tony McGee	1	4	4.0	4	0
Eric Shaw	1	1	1.0	1	0
BENGALS	86	1810	21.0	43	0
OPPONENTS	61	1408	23.1	94t	2

FIELD GOALS	1-19	20-29	30-39	40-49	50+
Doug Pelfrey	1-1	8-8	8-10	9-10	2-4
BENGALS	1-1	8-8	8-10	9-10	2-4
OPPONENTS	1-1	10-10	14-15	5-7	1-2

Doug Pelfrey: (38G, 49G), (19G), (—), (21G, 49G), (47N), (47G), (36G, 49G, 50N), (22G, 33G), (36G, 44G, 36G, 47G, 28G, 26G), (50G, 40G), (29G, 46G, 34N), (43G, 32G, 51N), (—), (33N, 38G, 23G), (—), (28G, 36G, 22G, 54G).

Opponents: (19G, 22G), (37G, 20G), (43G, 24G, 28G, 35G), (45G, 24G), (28G, 27G, 32G), (—), (45G, 27G, 35G), (38N, 37G, 43G, 38G), (23G), (34G), (35G), (34G, 33G, 45N, 37G, 44N), (41G), (52G, 33G), (51N), (36G, 23G, 35G).

PASSING	ATT	CMP	YDS	CMP%	YDS/ATT	TD	TD%	INT	INT%	LG	SKD-YDS	RAT
Jeff Blake	306	156	2154	51.0	7.04	14	4.6	9	2.9	76	19-120	76.9
David Klingler	231	131	1327	56.7	5.74	6	2.6	9	3.9	56	24-165	65.7
Donald Hollas	2	0	0	0.0	0.00	0	0.0	1	50.0	—	1-20	0.0
Steve Broussard	1	0	0	0.0	0.00	0	0.0	0	0.0	—	0-0	39.6
Lee Johnson	1	1	7	100.0	7.00	1	100.0	0	0.0	7t	0-0	135.4
Darnay Scott	1	1	53	100.0	53.00	0	0.0	0	0.0	53	0-0	118.8
BENGALS	542	289	3541	53.3	6.53	21	3.9	19	3.5	76	44-305	72.0
OPPONENTS	505	294	3458	58.2	6.85	22	4.4	10	2.0	81	31-210	85.4

USUAL STARTERS

OFFENSE		DEFENSE	
WR	Carl Pickens	LDE	John Copeland
LOT	Kevin Sargent	LDT	Keith Rucker
LG	Dave Cadigan	RDT	Dan Wilkinson
C	Darrick Brilz	RDE	Alfred Williams
RG	Ken Moyer	LLB	James Francis
ROT	Bruce Kozerski	MLB	Steve Tovar
TE	Tony McGee	RLB	Ricardo McDonald
WR	Darnay Scott	LCB	Mike Brim
QB	Jeff Blake	RCB	Rod Jones
HB	Harold Green	SS	Louis Oliver
FB	Derrick Fenner	FS	Darryl Williams

DEFENSE*	ST	AT	TT	SKS-YDS	INT-YDS	PD	FF	FR-YDS
Steve Tovar	95	27	122	3-23	1-14	3	3	2-0
Darryl Williams	87	15	102	1-7	2-45	8	2	2-0
James Francis	88	13	101	4.5-35	0-0	6	3	0-0
Rod Jones	67	8	75	0-0	0-0	8	0	0-0
Louis Oliver	53	10	63	1-1	3-36	10	1	0-0
Keith Rucker	52	6	58	2-12	0-0	2	1	0-0
Mike Brim	44	4	48	0-0	2-72	15	0	1-1
Alfred Williams	40	8	48	9.5-62	0-0	1	1	1-0
Tim Krumrie	38	9	47	1-8	0-0	1	0	0-0
Ricardo McDonald	30	15	45	1-3	0-0	0	1	0-0
Dan Wilkinson	37	7	44	5.5-37	0-0	1	0	0-0
John Copeland	36	5	41	1-6	0-0	1	1	0-0
Fernandus Vinson	29	5	34	0-0	0-0	0	1	0-0
Corey Sawyer	26	5	31	0-0	2-0	13	0	1-0
Ty Parten	16	4	20	0-0	0-0	2	0	0-0
Santo Stephens	9	4	13	0-0	0-0	1	0	0-0
Roger Jones	5	2	7	1.5-16	0-0	0	0	0-0
David Braxton	3	2	5	0-0	0-0	0	0	0-0
Brett Wallerstedt	3	2	5	0-0	0-0	0	0	0-0
John Johnson	3	1	4	0-0	0-0	0	0	0-0
Artie Smith	2	0	2	0-0	0-0	0	0	0-0
Kimo von Oelhoffen	2	0	2	0-0	0-0	0	0	0-0
Eric Shaw	1	1	2	0-0	0-0	0	0	0-0
Bracey Walker	1	1	2	0-0	0-0	1	0	0-0
Ramondo Stallings	1	0	1	0-0	0-0	0	0	0-0

SPECIAL TEAMS*	ST	AT	TT	FF	FR-YDS	BP	BFG	BXP
Jeff Cothran	10	2	12	0	0-0	0	0	0
Adrian Hardy	10	2	12	0	1-0	1	0	0
Eric Ball	9	3	12	0	0-0	0	0	0
Roger Jones	11	0	11	1	0-0	0	0	0
Santo Stephens	8	1	9	0	0-0	0	0	0
Brett Wallerstedt	8	0	8	0	0-0	0	0	0
Greg Truitt	4	2	6	0	0-0	0	0	0
David Braxton	5	0	5	0	0-0	0	0	0
Steve Tovar	5	0	5	0	0-0	0	0	0
Kevin Jefferson	4	1	5	0	0-0	0	0	0
Corey Sawyer	4	0	4	0	0-0	0	0	0
Fernandus Vinson	4	0	4	0	0-0	0	0	0
John Johnson	3	0	3	0	0-0	0	0	0
Darryl Williams	3	0	3	0	0-0	0	0	0
Ricardo McDonald	1	2	3	0	0-0	0	0	0
Lee Johnson	2	0	2	0	0-0	0	0	0
Forey Duckett	1	0	1	0	0-0	0	0	0
Ty Parten	1	0	1	0	0-0	0	0	0
Troy Sadowski	1	0	1	0	0-0	0	0	0
Bracey Walker	1	0	1	0	0-0	0	0	0
David Frisch	0	1	1	0	0-0	0	0	0

MISCELLANEOUS DEFENSE*	ST	AT	TT	FF	FR-YDS
Darrick Brilz	3	0	3	0	0-0
Tony McGee	3	0	3	0	0-0
Eric Ball	1	0	1	0	0-0
Steve Broussard	1	0	1	0	0-0
Mark Dennis	1	0	1	0	0-0
Derrick Fenner	1	0	1	0	0-0
Tim McGee	1	0	1	0	0-0
Carl Pickens	1	0	1	0	0-0
Kevin Sargent	1	0	1	0	0-0
Darnay Scott	1	0	1	0	0-0

* *NOTE: All defensive statistics above are press box statistics produced at the games.*

1995 STATISTICS

RECORD: 7-9-0

HEAD COACH: DAVE SHULA

DATE	W-L	SCORE	OPPONENT	ATTENDANCE
9-3-95	W	24-21 (OT)	at Indianapolis	42,445
9-10-95	W	24-17	JACKSONVILLE	48,318
9-17-95	L	21-24	at Seattle	39,492
9-24-95	L	28-38	HOUSTON	46,332
10-1-95	L	23-26	MIAMI	52,671
10-8-95	L	16-19	at Tampa Bay	41,732
10-15-95			— BYE —	
10-19-95	W	27-9	at Pittsburgh	56,684
10-29-95	L	26-29 (OT)	CLEVELAND	58,639
11-5-95	L	17-20	OAKLAND	51,265
11-12-95	W	32-25	at Houston	32,998
11-19-95	L	31-49	PITTSBURGH	54,636
11-26-95	W	17-13	at Jacksonville	68,249
12-3-95	L	10-24	at Green Bay	60,318
12-10-95	W	16-10	CHICAGO	38,642
12-17-95	L	10-26	at Cleveland	55,875
12-24-95	W	27-24	MINNESOTA	34,568

TEAM STATISTICS	BENGALS	OPPONENTS
TOTAL FIRST DOWNS	288	355
Rushing	76	117
Passing	184	215
Penalty	28	23
3rd Down: Made-Att.	72-205	107-243
3rd Down Pct.	35.1	44.0
4th Down: Made-Att.	10-19	8-15
4th Down Pct.	52.6	53.3
POSSESSION AVG.	26:57	33:03
TOTAL NET YARDS	5192	6349
Avg. Per Game	324.5	396.8
Total Plays	975	1127
Avg. Per Play	5.3	5.6
NET YARDS RUSHING	1439	2104
Avg. Per Game	89.9	131.5
Total Rushes	364	483
NET YARDS PASSING	3753	4245
Avg. Per Game	234.6	265.3
Sacked-Yards Lost	25-162	42-267
Gross Yards	3915	4512
Att.-Completions	586-334	602-364
Completion Pct.	57.0	60.5
Had Intercepted	18	12
PUNTS-AVG.	70-41.6	64-38.4
Net Punting Avg.	38.3	33.3
PENALTIES-YARDS	103-835	116-1143
FUMBLES-BALLS LOST	23-14	27-12
TOUCHDOWNS	37	37
Rushing	7	10
Passing	29	25
Returns	1	2

SCORE BY PERIODS	1	2	3	4	OT	PTS
BENGALS	52	99	93	102	3	349
OPPONENTS	70	131	56	114	3	374

SCORING	TD	TD-R	TD-P	TD-Rt	K-PAT	FG	S	PTS
Doug Pelfrey	0	0	0	0	34-34	29-36	0	121
Carl Pickens	17	0	17	0	—	—	0	102
Darnay Scott	5	0	5	0	—	—	0	30
Tony McGee	4	0	4	0	—	—	0	24
Eric Bieniemy	3	3	0	0	—	—	0	18
Harold Green	3	2	1	0	—	—	0	18
Jeff Blake	2	2	0	0	—	—	0	14
David Dunn	1	0	1	0	—	—	0	6
Roger Jones	1	0	0	1	—	—	0	6
Melvin Tuten	1	0	1	0	—	—	0	6
Darryl Williams	0	0	0	0	—	—	1	2
(team)	—	—	—	—	—	—	1	2
BENGALS	37	7	29	1	34-34	29-36	2	349
OPPONENTS	37	10	25	2	34-34	38-49	0	374

Two-point conversions: Jeff Blake. BENGALS 1-3, OPPONENTS 2-3.

RUSHING	ATT	YDS	AVG	LG	TD
Harold Green	171	661	3.9	23t	2
Eric Bieniemy	98	381	3.9	27	3
Jeff Blake	53	309	5.8	30	2
Jeff Cothran	16	62	3.9	15	0
James Joseph	16	40	2.5	8	0
Darnay Scott	5	11	2.2	9	0
Carl Pickens	1	6	6.0	6	0
Jason Burns	1	1	1.0	1	0
Jeff Hill	1	-3	-3.0	-3	0
David Dunn	1	-13	-13.0	-13	0
Lee Johnson	1	-16	-16.0	-16	0
BENGALS	364	1439	4.0	30	7
OPPONENTS	483	2104	4.4	38	10

RECEIVING	REC	YDS	AVG	LG	TD
Carl Pickens	99	1234	12.5	68t	17
Tony McGee	55	754	13.7	41	4
Darnay Scott	52	821	15.8	88t	5
Eric Bieniemy	43	424	9.9	33	0
Harold Green	27	182	6.7	24	1
James Joseph	20	118	5.9	13	0
David Dunn	17	209	12.3	37	1
Jeff Cothran	8	44	5.5	15	0
Troy Sadowski	5	37	7.4	12	0
Jeff Hill	4	44	11.0	18	0
Derek Ware	2	36	18.0	21	0
Melvin Tuten	2	12	6.0	9	1
BENGALS	334	3915	11.7	88t	29
OPPONENTS	364	4512	12.4	71t	25

INTERCEPTIONS	NO	YDS	AVG	LG	TD
Bracey Walker	4	56	14.0	23	0
Corey Sawyer	2	61	30.5	61	0
Andre Collins	2	3	1.5	3	0
Rod Jones	1	24	24.0	24	0
Roger Jones	1	17	17.0	17t	1
Steve Tovar	1	13	13.0	13	0
Darryl Williams	1	1	1.0	1	0
BENGALS	12	175	14.6	61	1
OPPONENTS	18	307	17.1	74	2

PUNTING	NO	YDS	AVG	NET	TB	IN-20	LG	BLK.
Lee Johnson	68	2861	42.1	38.6	4	26	61	0
Doug Pelfrey	2	52	26.0	26.0	0	0	27	0
BENGALS	70	2913	41.6	38.3	4	26	61	0
OPPONENTS	64	2455	38.4	33.3	11	22	64	1

PUNT RETURNS	NO	FC	YDS	AVG	LG	TD
Corey Sawyer	9	8	58	6.4	21	0
Eric Bieniemy	7	1	47	6.7	10	0
Carl Pickens	5	2	-2	-0.4	4	0
Thomas Bailey	0	1	0	—	—	0
Jeff Query	0	1	0	—	—	0
BENGALS	21	13	103	4.9	21	0
OPPONENTS	27	20	154	5.7	19	0

KICKOFF RETURNS	NO	YDS	AVG	LG	TD
David Dunn	50	1092	21.8	45	0
Jeff Hill	17	454	26.7	55	0
Eric Bieniemy	8	168	21.0	34	0
Corey Sawyer	2	50	25.0	28	0
James Joseph	1	17	17.0	17	0
Kimo von Oelhoffen	1	10	10.0	10	0
Andre Collins	1	-3	-3.0	-3	0
BENGALS	80	1788	22.4	62	0
OPPONENTS	65	1475	22.7	64	0

FIELD GOALS	1-19	20-29	30-39	40-49	50+
Doug Pelfrey	0-0	8-9	10-11	10-14	1-2
BENGALS	0-0	8-9	10-11	10-14	1-2
OPPONENTS	1-1	13-14	14-17	8-13	2-4

Doug Pelfrey: (25G, 44G, 32G, 38G, 47G), (42G, 48N), (38N, 49N), (—), (28G, 45N), (34G, 45G, 44G), (31G, 23G), (37G, 63N, 41G), (45G, 28G, 48G), (33G, 49G, 27G), (27G), (31G), (28G), (28G, 37G, 39G, 42N), (30G, 22B), (44G, 51G).

Opponents: (27G, 40G, 42N), (29G), (53N, 38G), (41G), (21G, 46G, 36G, 35G), (25G, 47N, 27G, 45N, 33G, 53G), (39N, 36N, 25G, 28G, 38G), (44G, 25G, 36G, 38G, 28G), (37G, 50N, 46G), (40G, 34G, 34G, 23G), (50G, 26G), (41N, 47B, 36G, 39G), (41G), (27G), (37G, 42G, 19G, 35G), (20G, 38N, 25N).

PASSING	ATT	CMP	YDS	CMP%	YDS/ATT	TD	TD%	INT	INT%	LG	SKD-YDS	RAT
Jeff Blake	567	326	3822	57.5	6.74	28	4.9	17	3.0	88t	24-152	82.1
David Klingler	15	7	88	46.7	5.87	1	6.7	1	6.7	33	1-10	59.9
Eric Bieniemy	2	0	0	0.0	0.00	0	0.0	0	0.0	—	0-0	39.6
Lee Johnson	1	1	5	100.0	5.00	0	0.0	0	0.0	5	0-0	87.5
David Dunn	1	0	0	0.0	0.00	0	0.0	0	0.0	—	0-0	39.6
BENGALS	586	334	3915	57.0	6.68	29	4.9	18	3.1	88t	25-162	81.1
OPPONENTS	602	364	4512	60.5	7.50	25	4.2	12	2.0	71t	42-267	89.2

USUAL STARTERS

OFFENSE		DEFENSE	
WR	Carl Pickens	LDE	John Copeland
LOT	Kevin Sargent	LDT	Dan Wilkinson
LG	Scott Brumfield	RDT	Keith Rucker
C	Darrick Brilz	RDE	Artie Smith
RG	Bruce Kozerski,	LLB	James Francis
	Todd Kalis	MLB	Steve Tovar
ROT	Joe Walter	RLB	Ricardo McDonald
TE	Tony McGee	LCB	Roger Jones
WR	Darnay Scott	RCB	Corey Sawyer,
QB	Jeff Blake		Rod Jones
HB	Harold Green	SS	Bracey Walker
FB	Jeff Cothran	FS	Darryl Williams

DEFENSE*	ST	AT	TT	SKS-YDS	INT-YDS	PD	FF	FR-YDS
Steve Tovar	77	22	99	1-1	1-13	5	2	0-0
Darryl Williams	78	20	98	1-9	1-1	10	0	3-0
Roger Jones	75	11	86	2-8	1-17	11	2	0-0
Bracey Walker	60	25	85	0-0	4-56	13	1	2-9
James Francis	55	10	65	3-27	0-0	6	1	0-0
Ricardo McDonald	47	17	64	5-17	0-0	1	1	1-0
Andre Collins	50	12	62	4-30	2-3	6	0	0-0
John Copeland	53	8	61	9-61	0-0	4	2	0-0
Corey Sawyer	49	4	53	2-22	2-61	17	2	0-0
Artie Smith	38	6	44	2-4	0-0	0	2	0-0
Keith Rucker	32	10	42	2-8	0-0	0	1	0-0
Dan Wilkinson	30	10	40	8-48	0-0	1	1	0-0
Rod Jones	38	1	39	0-0	1-24	9	0	1-0
Leonard Wheeler	21	7	28	0-0	0-0	5	0	0-0
Brett Wallerstedt	20	2	22	0-0	0-0	1	0	0-0
Sam Shade	14	2	16	0-0	0-0	1	0	0-0
Ramondo Stallings	14	2	16	1-18	0-0	0	1	1-0
Chris Shelling	15	0	15	0-0	0-0	1	0	0-0
Kimo von Oelhoffen	7	1	8	0-0	0-0	1	0	0-0
Alfred Oglesby	3	1	4	1-3	0-0	0	0	0-0
Adrian Hardy	3	0	3	0-0	0-0	0	0	0-0
Todd Kelly	3	0	3	1-11	0-0	1	0	1-0
Ty Parten	1	2	3	0-0	0-0	0	0	0-0
Mike Brim	2	0	2	0-0	0-0	0	0	0-0
Kevin Jefferson	1	0	1	0-0	0-0	0	0	0-0

SPECIAL TEAMS*	ST	AT	TT	FF	FR-YDS	BP	BFG	BXP
Darryl Williams	10	4	14	0	0-0	1	0	0
Adrian Hardy	9	1	10	0	0-0	0	0	0
James Joseph	8	1	9	0	1-0	0	0	0
Roger Jones	8	0	8	0	0-0	0	0	0
Andre Collins	7	1	8	0	0-0	0	0	0
Kevin Jefferson	4	4	8	0	1-6	0	0	0
David Dunn	6	1	7	0	0-0	0	0	0
Chris Shelling	6	1	7	1	0-0	0	0	0
Leonard Wheeler	6	1	7	1	0-0	0	0	0
Eric Bieniemy	5	1	6	0	1-0	0	0	0
Sam Shade	4	1	5	0	0-0	0	0	0
Brett Wallerstedt	4	0	4	0	0-0	0	0	0
Jeff Hill	3	0	3	0	0-0	0	0	0
Doug Pelfrey	2	0	2	0	0-0	0	0	0
Greg Truitt	1	1	2	0	0-0	0	0	0
Randy Neal	1	0	1	0	0-0	0	0	0
Bracey Walker	1	0	1	0	0-0	0	0	0
Jeff Cothran	0	1	1	0	0-0	0	0	0
John Copeland	0	0	0	0	0-0	0	1	0

MISCELLANEOUS DEFENSE*	ST	AT	TT	FF	FR-YDS
Carl Pickens	4	0	4	0	0-0
Darnay Scott	2	0	2	0	0-0
Jeff Blake	1	0	1	0	0-0
David Dunn	1	0	1	0	0-0
Harold Green	1	0	1	0	0-0
Jeff Hill	1	0	1	0	0-0
James Joseph	1	0	1	0	0-0
Melvin Tuten	1	0	1	0	0-0
Joe Walter	1	0	1	0	0-0

* *NOTE: All defensive statistics above are press box statistics produced at the games.*

1996 STATISTICS

RECORD: 8-8-0

HEAD COACH: DAVE SHULA (GAMES 1-7; RECORD 1-6), BRUCE COSLET (GAMES 8-16; RECORD 7-2)

DATE	W-L	SCORE	OPPONENT	ATTENDANCE
9-1-96	L	16-26	at St. Louis	62,659
9-8-96	L	14-27	at San Diego	55,880
9-15-96	W	30-15	NEW ORLEANS	45,412
9-22-96			— BYE —	
9-29-96	L	10-14	DENVER	51,798
10-6-96	L	27-30 (OT)	HOUSTON	44,680
10-13-96	L	10-20	at Pittsburgh	58,875
10-20-96	L	21-28	at San Francisco	63,218
10-27-96	W	28-21	JACKSONVILLE	45,890
11-3-96	W	24-21	at Baltimore	60,743
11-10-96	W	34-24	PITTSBURGH	57,265
11-17-96	L	17-31	at Buffalo	75,549
11-24-96	W	41-31	ATLANTA	44,868
12-1-96	L	27-30	at Jacksonville	57,408
12-8-96	W	21-14	BALTIMORE	43,022
12-15-96	W	21-13	at Houston	15,131
12-22-96	W	31-24	INDIANAPOLIS	49,389

TEAM STATISTICS	BENGALS	OPPONENTS
TOTAL FIRST DOWNS	332	317
Rushing	114	109
Passing	190	196
Penalty	28	12
3rd Down: Made-Att.	102-236	94-214
3rd Down Pct.	43.2	43.9
4th Down: Made-Att.	5-12	8-13
4th Down Pct.	41.7	61.5
POSSESSION AVG.	31:33	28:27
TOTAL NET YARDS	5225	5469
Avg. Per Game	326.6	341.8
Total Plays	1088	1047
Avg. Per Play	4.8	5.2
NET YARDS RUSHING	1793	1643
Avg. Per Game	112.1	102.7
Total Rushes	478	444
NET YARDS PASSING	3432	3826
Avg. Per Game	214.5	239.1
Sacked-Yards Lost	47-294	32-202
Gross Yards	3726	4028
Att.-Completions	563-316	571-319
Completion Pct.	56.1	55.9
Had Intercepted	16	34
PUNTS-AVG.	82-44.3	61-44.4
Net Punting Avg.	34.0	38.5
PENALTIES-YARDS	90-678	102-768
FUMBLES-BALLS LOST	19-9	16-10
TOUCHDOWNS	43	42
Rushing	14	15
Passing	25	22
Returns	4	5

SCORE BY PERIODS	1	2	3	4	OT	PTS
BENGALS	57	111	65	139	0	372
OPPONENTS	67	105	86	108	3	369

SCORING	TD	TD-R	TD-P	TD-Rt	K-PAT	FG	S	PTS
Doug Pelfrey	0	0	0	0	41-41	23-28	0	110
Carl Pickens	12	0	12	0	—	—	0	74
Ki-Jana Carter	9	8	1	0	—	—	0	54
Darnay Scott	5	0	5	0	—	—	0	30
Tony McGee	4	0	4	0	—	—	0	24
Eric Bieniemy	2	2	0	0	—	—	0	12
Jeff Blake	2	2	0	0	—	—	0	12
David Dunn	2	0	1	1	—	—	0	12
Garrison Hearst	1	0	1	0	—	—	0	8
Ashley Ambrose	1	0	0	1	—	—	0	6
Jeff Cothran	1	1	0	0	—	—	0	6
James Francis	1	0	0	1	—	—	0	6
James Hundon	1	0	1	0	—	—	0	6
Brian Milne	1	1	0	0	—	—	0	6
Jimmy Spencer	1	0	0	1	—	—	0	6
BENGALS	43	14	25	4	41-41	23-28	0	372
OPPONENTS	42	15	22	5	40-40	25-30	0	369

Two-point conversions: Garrison Hearst, Carl Pickens. BENGALS 2-2, OPPONENTS 1-2.

RUSHING	ATT	YDS	AVG	LG	TD
Garrison Hearst	225	847	3.8	24	0
Jeff Blake	72	317	4.4	18	2
Eric Bieniemy	56	269	4.8	33t	2
Ki-Jana Carter	91	264	2.9	31t	8
Jeff Cothran	15	44	2.9	9	1
Erik Wilhelm	6	24	4.0	18	0
Brian Milne	8	22	2.8	5	1
Darnay Scott	3	4	1.3	8	0
Carl Pickens	2	2	1.0	2	0
BENGALS	478	1793	3.8	33t	14
OPPONENTS	444	1643	3.7	45t	15

RECEIVING	REC	YDS	AVG	LG	TD
Carl Pickens	100	1180	11.8	61t	12
Darnay Scott	58	833	14.4	50t	5
Tony McGee	38	446	11.7	22	4
David Dunn	32	509	15.9	40	1
Eric Bieniemy	32	272	8.5	42	0
Ki-Jana Carter	22	169	7.7	20	1
Garrison Hearst	12	131	10.9	40	1
Marco Battaglia	8	79	9.9	17	0
Jeff Cothran	7	49	7.0	14	0
Brian Milne	3	29	9.7	15	0
Troy Sadowski	3	15	5.0	8	0
James Hundon	1	14	14.0	14t	1
BENGALS	316	3726	11.8	61t	25
OPPONENTS	319	4028	12.6	57	22

INTERCEPTIONS	NO	YDS	AVG	LG	TD
Ashley Ambrose	8	63	7.9	31t	1
Jimmy Spencer	5	48	9.6	34	0
Steve Tovar	4	42	10.5	24	0
James Francis	3	61	20.3	42t	1
Bracey Walker	2	35	17.5	35	0
Greg Myers	2	10	5.0	10	0
Rod (Roderick) Jones	2	2	1.0	2	0
Bo Orlando	2	0	0.0	0	0
Corey Sawyer	2	0	0.0	0	0
Roger Jones	1	30	30.0	30	0
Gerald Dixon	1	10	10.0	10	0
Dan Wilkinson	1	7	7.0	7	0
Jevon Langford	1	0	0.0	0	0
BENGALS	34	308	9.1	42t	2
OPPONENTS	16	172	10.8	61	1

PUNTING	NO	YDS	AVG	NET	TB	IN-20	LG	BLK.
Lee Johnson	80	3630	45.4	34.4	17	16	67	1
Doug Pelfrey	1	4	4.0	4.0	0	0	4	0
BENGALS	82	3634	44.3	34.0	17	16	67	1
OPPONENTS	61	2706	44.4	38.5	7	20	65	0

PUNT RETURNS	NO	FC	YDS	AVG	LG	TD
Corey Sawyer	15	5	117	7.8	62	0
Greg Myers	9	2	51	5.7	12	0
David Dunn	7	1	54	7.7	20	0
James Hundon	1	0	-7	-7.0	-7	0
Carl Pickens	1	0	2	2.0	2	0
BENGALS	33	8	217	6.6	62	0
OPPONENTS	38	6	502	13.2	64	0

KICKOFF RETURNS	NO	YDS	AVG	LG	TD
David Dunn	35	782	22.3	90t	1
Corey Sawyer	12	241	20.1	33	0
James Hundon	10	237	23.7	31	0
Jeff Hill	9	173	19.2	29	0
Troy Sadowski	2	7	3.5	7	0
Marco Battaglia	1	8	8.0	8	0
Jeff Cothran	1	11	11.0	11	0
BENGALS	70	1459	20.8	90t	1
OPPONENTS	69	1642	23.8	95t	1

FIELD GOALS	1-19	20-29	30-39	40-49	50+
Doug Pelfrey	1-1	7-7	10-11	5-9	0-0
BENGALS	1-1	7-7	10-11	5-9	0-0
OPPONENTS	0-0	9-9	6-7	9-12	1-2

Doug Pelfrey: (27G, 35G, 47G), (—), (33G, 21G, 35G, 37N), (44G), (42G, 31G, 40N), (19G), (—), (—), (41G, 49G, 34G), (32G, 34G), (30G), (36G, 20G), (42B, 22G, 34G), (49N, 23G, 26G), (47N), (25G).

Opponents: (44N, 42G, 20G, 29G, 20G), (47G, 23G), (51G, 37G, 25G), (—), (40G, 32G, 49G), (33G, 22G), (—), (—), (—), (46G, 42N), (22G), (33G, 54N), (25G, 46G, 40G, 39G, 20G), (45N), (46G, 34N, 42G), (32G).

PASSING	ATT	CMP	YDS	CMP%	YDS/ATT	TD	TD%	INT	INT%	LG	SKD-YDS	RAT
Jeff Blake	549	308	3624	56.1	6.60	24	4.4	14	2.6	61t	44-278	80.3
Erik Wilhelm	13	7	90	53.8	6.92	1	7.7	2	15.4	38	3-16	61.9
Carl Pickens	1	1	12	100.0	12.00	0	0.0	0	0.0	12	0-0	116.7
BENGALS	563	316	3726	56.1	6.62	25	4.4	16	2.8	61t	47-294	79.4
OPPONENTS	571	319	4028	55.9	7.05	22	3.9	34	6.0	57	32-202	66.1

USUAL STARTERS

OFFENSE		DEFENSE	
WR	Carl Pickens	LDE	John Copeland
LOT	Willie Anderson, Melvin Tuten	LDT	Dan Wilkinson
		RDT	Tim Johnson
LG	Rich Braham	RDE	Artie Smith
C	Darrick Brilz	LLB	James Francis
RG	Ken Blackman, Scott Brumfield	MLB	Steve Tovar
		RLB	Ricardo McDonald
ROT	Joe Walter	LCB	Ashley Ambrose
TE	Tony McGee	RCB	Jimmy Spencer
WR	Darnay Scott	SS	Bracey Walker
QB	Jeff Blake	FS	Bo Orlando
HB	Garrison Hearst		
FB	Jeff Cothran		

DEFENSE*	ST	AT	TT	SKS-YDS	INT-YDS	PD	FF	FR-YDS
Steve Tovar	74	30	104	3-15	4-42	11	0	0-0
Bo Orlando	72	12	84	1-6	2-0	7	1	0-0
James Francis	62	8	70	3-23	3-61	6	1	3-0
Bracey Walker	57	13	70	0-0	2-35	4	1	0-0
Jimmy Spencer	55	8	63	0-0	5-48	22	0	1-59
Ricardo McDonald	46	15	61	5-32	0-0	1	1	0-0
Ashley Ambrose	44	6	50	0-0	8-63	24	1	0-0
Dan Wilkinson	37	7	44	6.5-51.5	1-7	3	0	1-0
Tim Johnson	38	3	41	2.5-22	0-0	2	0	0-0
John Copeland	35	6	41	3-18.5	0-0	6	1	0-0
Corey Sawyer	32	6	38	1.5-11.5	2-0	10	1	0-0
Artie Smith	19	7	26	1-8	0-0	1	0	1-0
Jevon Langford	20	4	24	2-6	1-0	1	0	1-0
Tom Tumulty	16	8	24	0-0	0-0	1	0	0-0
Gerald Dixon	15	6	21	0-0	1-10	1	0	0-0
Greg Myers	17	1	18	0-0	2-10	3	0	0-0
Ramondo Stallings	13	2	15	2-6	0-0	0	2	0-0
Kimo von Oelhoffen	11	4	15	1-2.5	0-0	0	0	0-0
Rod Jones (Roderick)	13	1	14	0-0	2-2	4	0	0-0
Roger Jones	7	1	8	0-0	1-30	1	0	0-0
Sam Shade	6	2	8	0-0	0-0	0	0	0-0
Andre Collins	6	1	7	0-0	0-0	0	0	0-0
Tim Morabito	5	1	6	0.5-0	0-0	0	0	0-0
Kenny Davidson	1	0	1	0-0	0-0	0	0	1-0
Leonard Wheeler	1	0	1	0-0	0-0	0	0	0-0

SPECIAL TEAMS*	ST	AT	TT	FF	FR-YDS	BP	BFG	BXP
David Dunn	9	0	9	0	0-0	0	0	0
Tom Tumulty	8	1	9	0	0-0	0	0	0
Leonard Wheeler	8	1	9	0	0-0	0	0	0
Andre Collins	8	0	8	0	0-0	0	0	0
Eric Bieniemy	7	1	8	0	0-0	0	0	0
Greg Myers	6	2	8	0	0-0	0	0	0
Rod Jones (Roderick)	6	1	7	0	0-0	0	0	0
Gerald Dixon	5	1	6	0	0-0	0	0	0
Sam Shade	5	1	6	0	0-0	0	0	0
Ashley Ambrose	5	0	5	0	0-0	0	0	0
Bo Orlando	5	0	5	0	0-0	0	0	0
Marco Battaglia	4	0	4	0	1-0	0	0	0
Greg Truitt	4	0	4	0	0-0	0	0	0
Roger Jones	2	2	4	0	0-0	0	0	0
James Hundon	3	0	3	0	0-0	0	0	0
Lee Johnson	3	0	3	0	0-0	0	0	0
Bracey Walker	3	0	3	0	0-0	0	0	0
Jeff Hill	2	0	2	0	1-0	0	0	0
Randy Neal	2	0	2	0	0-0	0	0	0
Jeff Cothran	1	0	1	0	0-0	0	0	0
Jevon Langford	1	0	1	0	0-0	0	0	0
Doug Pelfrey	1	0	1	0	0-0	0	0	0
Corey Sawyer	1	0	1	0	0-0	0	0	0

MISCELLANEOUS DEFENSE*	ST	AT	TT	FF	FR-YDS
Carl Pickens	2	0	2	0	0-0
Darnay Scott	2	0	2	0	0-0
Willie Anderson	1	0	1	0	0-0
Marco Battaglia	1	0	1	0	0-0
Rich Braham	1	0	1	0	0-0
Scott Brumfield	1	0	1	0	0-0
David Dunn	1	0	1	0	0-0
Garrison Hearst	1	0	1	1	0-0
Tony McGee	1	0	1	0	0-0

* *NOTE: All defensive statistics above are press box statistics produced at the games.*

1997 STATISTICS

RECORD: 7-9-0

HEAD COACH: BRUCE COSLET

DATE	W-L	SCORE	OPPONENT	ATTENDANCE
8-31-97	W	24-21	ARIZONA	53,644
9-7-97	L	10-23	at Baltimore	52,968
9-14-97			— BYE —	
9-21-97	L	20-38	at Denver	73,871
9-28-97	L	14-31	N.Y. JETS	57,209
10-5-97	L	13-21	at Jacksonville	67,128
10-12-97	L	7-30	at Tennessee	17,071
10-19-97	L	10-26	PITTSBURGH	60,020
10-26-97	L	27-29	at N.Y. Giants	72,584
11-2-97	W	38-31	SAN DIEGO	53,754
11-9-97	W	28-13	at Indianapolis	58,473
11-16-97	L	3-20	at Pittsburgh	55,226
11-23-97	W	31-26	JACKSONVILLE	55,158
11-30-97	L	42-44	at Philadelphia	66,623
12-4-97	W	41-14	TENNESSEE	49,086
12-14-97	W	31-24	DALLAS	60,043
12-21-97	W	16-14	BALTIMORE	50,917

TEAM STATISTICS	BENGALS	OPPONENTS
TOTAL FIRST DOWNS	310	351
Rushing	104	141
Passing	171	188
Penalty	35	22
3rd Down: Made-Att.	88-214	102-227
3rd Down Pct.	41.1	44.9
4th Down: Made-Att.	10-20	11-16
4th Down Pct.	50.0	68.8
POSSESSION AVG.	27:56	32:04
TOTAL NET YARDS	5282	5682
Avg. Per Game	330.1	355.1
Total Plays	1002	1091
Avg. Per Play	5.3	5.2
NET YARDS RUSHING	1966	2223
Avg. Per Game	122.9	138.9
Total Rushes	452	514
NET YARDS PASSING	3316	3459
Avg. Per Game	207.3	216.2
Sacked-Yards Lost	46-287	35-209
Gross Yards	3603	3668
Att.-Completions	504-302	542-309
Completion Pct.	59.9	57.0
Had Intercepted	9	13
PUNTS-AVG.	81-42.9	69-44.7
Net Punting Avg.	35.9	40.3
PENALTIES-YARDS	98-877	107-951
FUMBLES-BALLS LOST	25-13	23-10
TOUCHDOWNS	46	48
Rushing	23	15
Passing	21	30
Returns	2	3

SCORE BY PERIODS	1	2	3	4	OT	PTS
BENGALS	77	110	80	88	0	355
OPPONENTS	65	108	90	142	0	405

SCORING	TD	TD-R	TD-P	TD-Rt	K-PAT	FG	S	PTS
Doug Pelfrey	0	0	0	0	41-43	12-16	0	77
Corey Dillon	10	10	0	0	—	—	0	60
Ki-Jana Carter	7	7	0	0	—	—	0	42
Tony McGee	6	0	6	0	—	—	0	38
Carl Pickens	5	0	5	0	—	—	0	30
Darnay Scott	5	0	5	0	—	—	0	30
Jeff Blake	3	3	0	0	—	—	0	18
Eric Bieniemy	2	1	0	1	—	—	0	12
David Dunn	2	0	2	0	—	—	0	12
James Hundon	2	0	2	0	—	—	0	12
Brian Milne	2	2	0	0	—	—	0	12
Marco Battaglia	1	0	1	0	—	—	0	6
John Copeland	1	0	0	1	—	—	0	6
BENGALS	46	23	21	2	41-43	12-16	0	355
OPPONENTS	48	15	30	3	45-45	24-29	0	405

Two-point conversions: Tony McGee. BENGALS 1-3, OPPONENTS 0-3.

RUSHING	ATT	YDS	AVG	LG	TD
Corey Dillon	233	1129	4.8	71t	10
Ki-Jana Carter	128	464	3.6	79t	7
Jeff Blake	45	234	5.2	16	3
Eric Bieniemy	21	97	4.6	20t	1
Brian Milne	13	32	2.5	5	2
Boomer Esiason	8	11	1.4	8	0
Darnay Scott	1	6	6.0	6	0
Lee Johnson	1	0	0.0	0	0
Scottie Graham	1	-1	-1.0	-1	0
Carl Pickens	1	-6	-6.0	-6	0
BENGALS	452	1966	4.3	79t	23
OPPONENTS	514	2223	4.3	50t	15

RECEIVING	REC	YDS	AVG	LG	TD
Darnay Scott	54	797	14.8	77t	5
Carl Pickens	52	695	13.4	50t	5
Tony McGee	34	414	12.2	37	6
Eric Bieniemy	31	249	8.0	21	0
David Dunn	27	414	15.3	39t	2
Corey Dillon	27	259	9.6	28	0
Brian Milne	23	138	6.0	20	0
Ki-Jana Carter	21	157	7.5	35	0
James Hundon	16	285	17.8	61	2
Marco Battaglia	12	149	12.4	34	1
Gunnard Twyner	4	45	11.3	16	0
Scottie Graham	1	1	1.0	1	0
BENGALS	302	3603	11.9	77t	21
OPPONENTS	309	3668	11.9	83t	30

INTERCEPTIONS	NO	YDS	AVG	LG	TD
Corey Sawyer	4	44	11.0	37	0
Ashley Ambrose	3	56	18.7	29	0
Tremain Mack	1	29	29.0	29	0
Greg Myers	1	25	25.0	25	0
Sam Shade	1	21	21.0	21	0
James Francis	1	7	7.0	7	0
Bo Orlando	1	3	3.0	3	0
Jimmy Spencer	1	-2	-2.0	-2	0
BENGALS	13	183	14.1	37	0
OPPONENTS	9	26	2.9	18	0

PUNTING	NO	YDS	AVG	NET	TB	IN-20	LG	BLK.
Lee Johnson	81	3471	42.9	35.9	8	27	66	0
BENGALS	81	3471	42.9	35.9	8	27	66	0
OPPONENTS	69	3082	44.7	40.3	5	21	59	0

PUNT RETURNS	NO	FC	YDS	AVG	LG	TD
Greg Myers	26	19	201	7.7	18	0
BENGALS	26	19	201	7.7	18	0
OPPONENTS	35	10	407	11.6	85t	2

KICKOFF RETURNS	NO	YDS	AVG	LG	TD
Eric Bieniemy	34	789	23.2	102t	1
David Dunn	19	487	25.6	85	0
James Hundon	10	169	16.9	28	0
Corey Dillon	6	182	30.3	58	0
Gunnard Twyner	4	72	18.0	24	0
Ki-Jana Carter	1	9	9.0	9	0
BENGALS	74	1708	23.1	102t	1
OPPONENTS	67	1406	21.0	45	0

FIELD GOALS	1-19	20-29	30-39	40-49	50+
Doug Pelfrey	0-0	4-4	3-3	5-7	0-2
BENGALS	0-0	4-4	3-3	5-7	0-2
OPPONENTS	1-1	7-8	8-10	8-10	0-0

Doug Pelfrey: (38G), (46G, 51N, 43N, 46B), (56N, 38G, 43G), (—), (—), (—), (33G), (—), (27G), (—), (25G), (20G), (—), (26G, 40G), (42G), (44G).

Opponents: (—), (37G, 32G, 41G), (25G), (44G, 36N), (27N), (40N, 47G, 45G, 19G), (43G, 32G), (35G), (45G), (31N, 42G, 45G), (34G, 25G), (21G, 35G, 29G, 25G), (33G, 25G, 31G), (—), (23G), (44N).

PASSING	ATT	CMP	YDS	CMP%	YDS/ATT	TD	TD%	INT	INT%	LG	SKD-YDS	RAT
Jeff Blake	317	184	2125	58.0	6.70	8	2.5	7	2.2	50t	39-244	77.6
Boomer Esiason	186	118	1478	63.4	7.95	13	7.0	2	1.1	77t	7-43	106.9
Ki-Jana Carter	1	0	0	0.0	0.00	0	0.0	0	0.0	—	0-0	39.6
BENGALS	504	302	3603	59.9	7.15	21	4.2	9	1.8	77t	46-287	88.3
OPPONENTS	542	309	3668	57.0	6.77	30	5.5	13	2.4	83t	35-209	86.2

USUAL STARTERS

OFFENSE		DEFENSE	
WR	Carl Pickens	LDE	John Copeland
LOT	Kevin Sargent, Rod Jones	NT	Kimo von Oelhoffen
		RDE	Dan Wilkinson
LG	Rich Braham	LOLB	James Francis
C	Darrick Brilz	LILB	Tom Tumulty
RG	Ken Blackman	RILB	Ricardo McDonald
ROT	Willie Anderson	ROLB	Gerald Dixon
TE	Tony McGee	LCB	Ashley Ambrose
WR	Darnay Scott	RCB	Jimmy Spencer
QB	Jeff Blake	SS	Sam Shade
HB	Ki-Jana Carter, Corey Dillon	FS	Greg Myers
FB	Brian Milne		

DEFENSE*	ST	AT	TT	SKS-YDS	INT-YDS	PD	FF	FR-YDS
Sam Shade	81	15	96	4-25	1-21	7	1	1-0
Greg Myers	67	15	82	0-0	1-25	6	0	0-0
Ricardo McDonald	50	14	64	1-5	0-0	3	0	0-0
Ashley Ambrose	57	2	59	1-10	3-56	26	0	2-0
James Francis	46	11	57	3.5-9.5	1-7	6	2	1-0
Tom Tumulty	40	16	56	1-5	0-0	2	0	0-0
Gerald Dixon	41	9	50	8.5-55.5	0-0	2	1	0-0
John Copeland	35	14	49	3-16	0-0	1	0	2-25
Tito Paul	41	7	48	0-0	0-0	6	0	1-0
Kimo von Oelhoffen	32	10	42	0-0	0-0	0	0	0-0
Brentson Buckner	32	7	39	0-0	0-0	0	2	0-0
Jimmy Spencer	36	2	38	0-0	1-(-2)	12	0	0-0
Steve Tovar	30	6	36	0-0	0-0	1	0	0-0
Dan Wilkinson	24	10	34	5-29	0-0	2	1	0-0
Corey Sawyer	28	3	31	0-0	4-44	13	0	0-0
Andre Collins	25	5	30	3-10	0-0	0	0	1-0
Reinard Wilson	22	2	24	3-23	0-0	1	1	0-0
Bo Orlando	20	4	24	1-7	1-3	4	1	0-0
Billy Granville	16	4	20	0-0	0-0	2	0	0-0
Tremain Mack	14	4	18	0-0	1-29	1	0	0-0
Jevon Langford	9	5	14	1-14	0-0	1	0	0-0
Ramondo Stallings	6	0	6	0-0	0-0	0	0	0-0
Andre Purvis	2	1	3	0-0	0-0	0	0	0-0
Tim Terry	2	1	3	0-0	0-0	0	0	0-0
Canute Curtis	2	0	2	0-0	0-0	0	0	0-0
Anthone Lott	1	0	1	0-0	0-0	0	0	0-0

SPECIAL TEAMS*	ST	AT	TT	FF	FR-YDS	BP	BFG	BXP
Andre Collins	17	2	19	0	0-0	0	0	0
Sam Shade	15	2	17	1	0-0	0	0	0
Gerald Dixon	15	0	15	0	0-0	0	0	0
Steve Tovar	7	1	8	0	0-0	0	0	0
Greg Truitt	7	0	7	0	0-0	0	0	0
Greg Myers	5	1	6	0	0-0	0	0	0
Corey Sawyer	4	1	5	0	0-0	0	0	0
Marco Battaglia	4	0	4	0	1-0	0	0	0
Billy Granville	3	1	4	1	0-0	0	0	0
Eric Bieniemy	3	0	3	0	0-0	0	0	0
Steve Bush	3	0	3	0	0-0	0	0	0
Bo Orlando	2	1	3	0	1-0	0	0	0
Tim Terry	2	1	3	0	0-0	0	0	0
Tom Tumulty	2	1	3	0	0-0	0	0	0
Ricardo McDonald	2	0	2	0	0-0	0	0	0
Canute Curtis	1	0	1	0	0-0	0	0	0
James Hundon	1	0	1	0	0-0	0	0	0
Mike Jenkins	1	0	1	0	0-0	0	0	0
Tito Paul	1	0	1	0	0-0	0	0	0
Lawrence Wright	1	0	1	0	0-0	0	0	0
Brian Milne	0	1	1	0	0-0	0	0	0

MISCELLANEOUS DEFENSE*	ST	AT	TT	FF	FR-YDS
David Dunn	3	0	3	0	0-0
Darnay Scott	2	0	2	0	0-0
Kevin Sargent	1	1	2	0	0-0
Willie Anderson	1	0	1	0	0-0
Eric Bieniemy	1	0	1	0	0-0
Ken Blackman	1	0	1	0	0-0
Ki-Jana Carter	1	0	1	0	0-0
James Hundon	1	0	1	0	0-0
Carl Pickens	1	0	1	0	0-0
Darrick Brilz	0	1	1	0	0-0

* *NOTE: All defensive statistics above are press box statistics produced at the games.*

1998 STATISTICS

RECORD: 3-13-0

HEAD COACH: BRUCE COSLET

DATE	W-L	SCORE	OPPONENT	ATTENDANCE
9-6-98	L	14-23	TENNESSEE	55,848
9-13-98	W	34-28 (OT)	at Detroit	66,354
9-20-98	L	6-13	GREEN BAY	56,346
9-27-98	L	24-31	at Baltimore	68,154
10-4-98			— BYE —	
10-11-98	W	25-20	PITTSBURGH	59,979
10-18-98	L	14-44	at Tennessee	33,288
10-25-98	L	10-27	at Oakland	40,089
11-1-98	L	26-33	DENVER	59,974
11-8-98	L	11-24	at Jacksonville	67,040
11-15-98	L	3-24	at Minnesota	64,232
11-22-98	L	13-20	BALTIMORE	52,571
11-29-98	L	17-34	JACKSONVILLE	55,432
12-6-98	L	20-33	BUFFALO	54,359
12-13-98	L	26-39	at Indianapolis	55,179
12-20-98	W	25-24	at Pittsburgh	52,017
12-27-98	L	0-35	TAMPA BAY	49,826

TEAM STATISTICS	BENGALS	OPPONENTS
TOTAL FIRST DOWNS	271	310
Rushing	92	142
Passing	148	152
Penalty	31	16
3rd Down: Made-Att.	76-224	89-200
3rd Down Pct.	33.9	44.5
4th Down: Made-Att.	11-29	4-9
4th Down Pct.	37.9	44.4
POSSESSION AVG.	28:31	31:29
TOTAL NET YARDS	4824	5763
Avg. Per Game	301.5	360.2
Total Plays	979	992
Avg. Per Play	4.9	5.8
NET YARDS RUSHING	1639	2612
Avg. Per Game	102.4	163.3
Total Rushes	405	558
NET YARDS PASSING	3185	3151
Avg. Per Game	199.1	196.9
Sacked-Yards Lost	53-360	28-199
Gross Yards	3545	3350
Att.-Completions	521-307	406-233
Completion Pct.	58.9	57.4
Had Intercepted	12	13
PUNTS-AVG.	81-44.2	64-44.5
Net Punting Avg.	35.2	39.6
PENALTIES-YARDS	69-620	127-1012
FUMBLES-BALLS LOST	21-10	12-7
TOUCHDOWNS	31	53
Rushing	7	23
Passing	20	23
Returns	4	7

SCORE BY PERIODS	1	2	3	4	OT	PTS
BENGALS	26	90	66	80	6	268
OPPONENTS	113	143	99	97	0	452

SCORING	TD	TD-R	TD-P	TD-Rt	K-PAT	FG	S	PTS
Doug Pelfrey	0	0	0	0	21-21	19-27	0	78
Darnay Scott	7	0	7	0	—	—	0	42
Carl Pickens	5	0	5	0	—	—	0	32
Corey Dillon	5	4	1	0	—	—	0	30
Damon Gibson	4	0	3	1	—	—	0	24
Brandon Bennett	2	2	0	0	—	—	0	12
Marco Battaglia	1	0	1	0	—	—	0	6
James Hundon	1	0	1	0	—	—	0	6
Tremain Mack	1	0	0	1	—	—	0	6
Tony McGee	1	0	1	0	—	—	0	6
Brian Milne	1	1	0	0	—	—	0	6
Corey Sawyer	1	0	0	1	—	—	0	6
Sam Shade	1	0	0	1	—	—	0	6
Stepfret Williams	1	0	1	0	—	—	0	6
Paul Justin	0	0	0	0	—	—	0	2
BENGALS	31	7	20	4	21-21	19-27	0	268
OPPONENTS	53	23	23	7	51-51	27-31	0	452

Two-point conversions: Paul Justin, Carl Pickens. BENGALS 2-9, OPPONENTS 1-2.

RUSHING	ATT	YDS	AVG	LG	TD
Corey Dillon	262	1130	4.3	66	4
Brandon Bennett	77	243	3.2	17	2
Jeff Blake	15	103	6.9	18	0
Eric Bieniemy	17	56	3.3	9	0
Brian Milne	10	41	4.1	10	1
Neil O'Donnell	13	34	2.6	10	0
Darnay Scott	2	10	5.0	8	0
Damon Gibson	1	9	9.0	9	0
Michael Blair	1	4	4.0	4	0
Ki-Jana Carter	2	4	2.0	4	0
Carl Pickens	2	4	2.0	4	0
Paul Justin	1	2	2.0	2	0
Brad Costello	1	0	0.0	0	0
Eric Kresser	1	-1	-1.0	-1	0
BENGALS	405	1639	4.0	66	7
OPPONENTS	558	2612	4.7	67t	23

RECEIVING	REC	YDS	AVG	LG	TD
Carl Pickens	82	1023	12.5	67t	5
Darnay Scott	51	817	16.0	70t	7
Corey Dillon	28	178	6.4	41	1
Eric Bieniemy	27	153	5.7	15	0
Brian Milne	26	124	4.8	18	0
Tony McGee	22	363	16.5	40	1
Damon Gibson	19	258	13.6	76t	3
James Hundon	10	112	11.2	17	1
Marco Battaglia	10	47	4.7	16	1
Brandon Bennett	8	153	19.1	55	0
Willie Jackson	7	165	23.6	47	0
Stepfret Williams	6	81	13.5	19t	1
Ki-Jana Carter	6	25	4.2	8	0
Steve Bush	4	39	9.8	18	0
Michael Blair	1	7	7.0	7	0
BENGALS	307	3545	11.5	76t	20
OPPONENTS	233	3350	14.4	73t	23

INTERCEPTIONS	NO	YDS	AVG	LG	TD
Sam Shade	3	33	11.0	32	0
Artrell Hawkins	3	21	7.0	12	0
Ashley Ambrose	2	0	0.0	0	0
Corey Sawyer	1	58	58.0	58t	1
Brian Simmons	1	18	18.0	18	0
Adrian Ross	1	11	11.0	11	0
John Copeland	1	3	3.0	3	0
Thomas Randolph	1	0	0.0	0	0
BENGALS	13	144	11.1	58t	1
OPPONENTS	12	206	17.2	56	1

PUNTING	NO	YDS	AVG	NET	TB	IN-20	LG	BLK.
Lee Johnson	69	3083	44.7	35.6	8	14	69	1
Brad Costello	10	495	49.5	32.7	3	0	73	1
BENGALS	81	3578	44.2	35.2	11	14	73	2
OPPONENTS	64	2850	44.5	39.6	4	29	72	0

PUNT RETURNS	NO	FC	YDS	AVG	LG	TD
Damon Gibson	27	19	218	8.1	65t	1
Stepfret Williams	2	3	16	8.0	10	0
BENGALS	29	22	234	8.1	65t	1
OPPONENTS	36	15	503	14.0	87t	1

KICKOFF RETURNS	NO	YDS	AVG	LG	TD
Tremain Mack	45	1165	25.9	97t	1
Damon Gibson	17	372	21.9	30	0
Eric Bieniemy	5	87	17.4	22	0
Brandon Bennett	3	61	20.3	21	0
Marco Battaglia	1	5	5.0	5	0
Stepfret Williams	1	20	20.0	20	0
BENGALS	72	1710	23.8	97t	1
OPPONENTS	46	1199	26.1	51	0

FIELD GOALS	1-19	20-29	30-39	40-49	50+
Doug Pelfrey	1-1	4-4	6-7	6-10	2-5
BENGALS	1-1	4-4	6-7	6-10	2-5
OPPONENTS	0-1	5-6	12-12	8-10	2-2

Doug Pelfrey: (—), (35N, 48B), (37G, 19G), (48G), (44G, 48G), (—), (53N, 51G), (25G, 23G, 52N), (50G), (37G), (40G, 34G), (42N, 30G), (—), (41G, 26G), (33G, 37G, 43G, 53N, 46N, 21G), (40N).

Opponents: (38G, 31G, 48G, 47N), (—), (30G, 35G), (46G), (40G, 40G), (35G, 38G, 42G), (28N, 22G, 48G, 48N), (33G, 37G), (39G), (32G), (34G, 23G), (23G, 47G), (20G, 52G, 46G, 34G), (50G), (22G), (18N).

USUAL STARTERS

OFFENSE		DEFENSE	
WR	Carl Pickens	LDE	Michael Bankston
LOT	Kevin Sargent	NT	Kimo von Oelhoffen
LG	Rich Braham	RDE	Clyde Simmons
C	Darrick Brilz	LOLB	James Francis
RG	Ken Blackman, Mike Goff	LILB	Brian Simmons
		RILB	Takeo Spikes
ROT	Willie Anderson	ROLB	Reinard Wilson
TE	Tony McGee	LCB	Ashley Ambrose
WR	Darnay Scott	RCB	Artrell Hawkins
QB	Neil O'Donnell	SS	Sam Shade
HB	Corey Dillon	FS	Greg Myers
FB	Brian Milne		

DEFENSE*	ST	AT	TT	SKS-YDS	INT-YDS	PD	FF	FR-YDS
Takeo Spikes	95	17	112	2-19	0-0	0	0	0-0
Brian Simmons	62	16	78	3-18	1-18	2	1	1-22
Sam Shade	60	18	78	1-8	3-33	6	0	2-55
Artrell Hawkins	65	5	70	1-9	3-21	17	2	1-25
Michael Bankston	49	21	70	4.5-19.5	0-0	1	0	1-5
Greg Myers	54	15	69	0-0	0-0	4	0	1-0
Reinard Wilson	46	17	63	6-39.5	0-0	1	2	0-0
Myron Bell	45	3	48	1-8	0-0	3	0	0-0
Kimo von Oelhoffen	36	9	45	0-0	0-0	3	0	0-0
Ashley Ambrose	36	4	40	0-0	2-0	15	0	0-0
James Francis	32	5	37	0-0	0-0	5	2	0-0
Clyde Simmons	28	2	30	5-37	0-0	2	1	0-0
Jevon Langford	17	7	24	0.5-5	0-0	0	0	0-0
Tom Tumulty	17	5	22	0.5-6	0-0	2	1	0-0
Thomas Randolph	19	1	20	0-0	1-0	7	0	0-0
Adrian Ross	12	2	14	0-0	1-11	4	0	0-0
Steve Foley	11	1	12	2-18	0-0	0	0	0-0
Corey Sawyer	9	1	10	0-0	1-58	3	0	0-0
Billy Granville	4	5	9	0-0	0-0	1	0	0-0
Glen Steele	6	1	7	0-0	0-0	0	0	0-0
Mike Thompson	3	4	7	0.5-6	0-0	0	0	0-0
Andre Purvis	4	2	6	1-6	0-0	0	0	0-0
John Copeland	5	0	5	0-0	1-3	1	0	0-0
Kelvin Moore	2	1	3	0-0	0-0	0	0	0-0
Tremain Mack	2	0	2	0-0	0-0	0	0	0-0
Canute Curtis	1	1	2	0-0	0-0	0	0	0-0

SPECIAL TEAMS*	ST	AT	TT	FF	FR-YDS	BP	BFG	BXP
Billy Granville	10	2	12	1	1-0	0	0	0
Eric Bieniemy	10	0	10	0	0-0	0	0	0
Greg Myers	7	2	9	0	0-0	0	0	0
Marco Battaglia	6	2	8	0	0-0	0	0	0
Adrian Ross	7	0	7	0	0-0	0	0	0
Sam Shade	6	1	7	0	0-0	0	0	0
Thomas Randolph	5	0	5	0	0-0	0	0	0
Brian Simmons	5	0	5	0	0-0	0	0	0
Steve Foley	3	0	3	1	0-0	0	0	0
Damon Gibson	3	0	3	0	0-0	0	0	0
Jimmy Sprotte	3	0	3	0	0-0	0	0	0
Steve Bush	2	0	2	0	0-0	0	0	0
Canute Curtis	2	0	2	0	0-0	0	0	0
Tremain Mack	2	0	2	0	0-0	0	0	0
Takeo Spikes	2	0	2	0	0-0	0	0	0
Myron Bell	1	0	1	0	0-0	0	0	0
Roosevelt Blackmon	1	0	1	0	0-0	0	0	0
Brad Costello	1	0	1	0	0-0	0	0	0
Corey Dillon	1	0	1	0	0-0	0	0	0
Artrell Hawkins	1	0	1	0	0-0	0	0	0
Lee Johnson	1	0	1	0	0-0	0	0	0
Tony McGee	1	0	1	0	0-0	0	0	0
Brian Milne	1	0	1	0	0-0	0	0	0
Greg Truitt	1	0	1	0	0-0	0	0	0
Tom Tumulty	0	1	1	0	0-0	0	0	0

MISCELLANEOUS DEFENSE*	ST	AT	TT	FF	FR-YDS
Carl Pickens	3	0	3	0	0-0
Eric Bieniemy	2	0	2	0	0-0
Corey Dillon	2	0	2	0	0-0
Brandon Bennett	1	0	1	0	0-0
Anthony Brown	1	0	1	0	0-0
Tony McGee	1	0	1	0	0-0
Neil O'Donnell	1	0	1	0	0-0

PASSING	ATT	CMP	YDS	CMP%	YDS/ATT	TD	TD%	INT	INT%	LG	SKD-YDS	RAT
Neil O'Donnell	343	212	2216	61.8	6.46	15	4.4	4	1.2	76t	30-217	90.2
Jeff Blake	93	51	739	54.8	7.95	3	3.2	3	3.2	67t	15-79	78.2
Paul Justin	63	34	426	54.0	6.76	1	1.6	3	4.8	41	7-60	60.7
Eric Kresser	21	10	164	47.6	7.81	1	4.8	2	9.5	37	0-0	50.6
Doug Pelfrey	1	0	0	0.0	0.00	0	0.0	0	0.0	0	0-0	39.6
Corey Dillon	0	0	0	—	—	0	—	0	—	—	1-4	—
BENGALS	521	307	3545	58.9	6.80	20	3.8	12	2.3	76t	53-360	82.7
OPPONENTS	406	233	3350	57.4	8.25	23	5.7	13	3.2	73t	28-199	89.8

* *NOTE: All defensive statistics above are press box statistics produced at the games.*

1999 STATISTICS

RECORD: 4-12-0

HEAD COACH: BRUCE COSLET

DATE	W-L	SCORE	OPPONENT	ATTENDANCE
9-12-99	L	35-36	at Tennessee	65,272
9-19-99	L	7-34	SAN DIEGO	47,660
9-26-99	L	3-27	at Carolina	61,269
10-3-99	L	10-38	ST. LOUIS	45,481
10-10-99	W	18-17	at Cleveland	73,048
10-17-99	L	3-17	PITTSBURGH	59,669
10-24-99	L	10-31	at Indianapolis	55,996
10-31-99	L	10-41	JACKSONVILLE	49,138
11-7-99	L	20-37	at Seattle	66,303
11-14-99	L	14-24	TENNESSEE	46,017
11-21-99	L	31-34	BALTIMORE	43,279
11-28-99	W	27-20	at Pittsburgh	50,907
12-5-99	W	44-30	SAN FRANCISCO	53,463
12-12-99	W	44-28	CLEVELAND	59,972
12-19-99			— BYE —	
12-26-99	L	0-22	at Baltimore	68,036
1-2-00	L	7-24	at Jacksonville	70,532

TEAM STATISTICS	BENGALS	OPPONENTS
TOTAL FIRST DOWNS	293	316
Rushing	111	99
Passing	161	189
Penalty	21	28
3rd Down: Made-Att.	93-235	85-209
3rd Down Pct.	39.6	40.7
4th Down: Made-Att.	7-23	5-13
4th Down Pct.	30.4	38.5
POSSESSION AVG.	29:59	30:01
TOTAL NET YARDS	5277	5497
Avg. Per Game	329.8	343.6
Total Plays	1039	1011
Avg. Per Play	5.1	5.4
NET YARDS RUSHING	2051	1699
Avg. Per Game	128.2	106.2
Total Rushes	442	454
NET YARDS PASSING	3226	3798
Avg. Per Game	201.6	237.4
Sacked-Yards Lost	49-278	35-229
Gross Yards	3504	4027
Att.-Completions	548-300	522-312
Completion Pct.	54.7	59.8
Had Intercepted	18	12
PUNTS-AVG.	84-38.3	71-44.2
Net Punting Avg.	84-31.2	71-36.1
PENALTIES-YARDS	126-1027	105-835
FUMBLES-BALLS LOST	34-14	27-15
TOUCHDOWNS	33	53
Rushing	11	22
Passing	18	28
Returns	4	3

SCORE BY PERIODS	1	2	3	4	OT	PTS
BENGALS	91	70	58	64	0	283
OPPONENTS	124	166	92	78	0	460

SCORING	TD	TD-R	TD-P	TD-Rt	K-PAT	FG	S	PTS
Doug Pelfrey	0	0	0	0	27-27	18-27	0	81
Darnay Scott	7	0	7	0	—	—	0	42
Corey Dillon	6	5	1	0	—	—	0	36
Carl Pickens	6	0	6	0	—	—	0	36
Willie Jackson	2	0	2	0	—	—	0	14
Jeff Blake	2	2	0	0	—	—	0	12
Tony McGee	2	0	2	0	—	—	0	12
Craig Yeast	2	0	0	2	—	—	0	12
Ki-Jana Carter	1	1	0	0	—	—	0	6
Clif Groce	1	1	0	0	—	—	0	6
Rodney Heath	1	0	0	1	—	—	0	6
Tremain Mack	1	0	0	1	—	—	0	6
Sedrick Shaw	1	1	0	0	—	—	0	6
Akili Smith	1	1	0	0	—	—	0	6
Brian Milne	0	0	0	0	—	—	0	2
BENGALS	33	11	18	4	27-27	18-27	0	283
OPPONENTS	53	22	28	3	49-50	29-32	1	460

Two-point conversions: Willie Jackson, Brian Milne. BENGALS 2-6, OPPONENTS 2-3.

RUSHING	ATT	YDS	AVG	LG	TD
Corey Dillon	263	1200	4.6	50	5
Jeff Blake	63	332	5.3	16	2
Michael Basnight	62	308	5.0	46	0
Akili Smith	19	114	6.0	24	1
Brian Milne	3	30	10.0	26	0
Nick Luchey	10	30	3.0	8	0
Clif Groce	8	22	2.8	8	1
Sedrick Shaw	4	20	5.0	10	1
Ki-Jana Carter	6	15	2.5	8	1
Scott Covington	2	-4	-2.0	-2	0
Craig Yeast	2	-16	-8.0	-3	0
BENGALS	442	2051	4.6	50	11
OPPONENTS	454	1699	3.7	67t	22

RECEIVING	REC	YDS	AVG	LG	TD
Darnay Scott	68	1022	15.0	76t	7
Carl Pickens	57	737	12.9	75t	6
Willie Jackson	31	369	11.9	29	2
Corey Dillon	31	290	9.4	23	1
Tony McGee	26	344	13.2	35	2
Clif Groce	25	154	6.2	14	0
Michael Basnight	16	172	10.8	47	0
Marco Battaglia	14	153	10.9	30	0
Damon Griffin	12	112	9.3	20	0
Nick Luchey	10	96	9.6	19	0
Ki-Jana Carter	3	24	8.0	11	0
Craig Yeast	3	20	6.7	8	0
Sedrick Shaw	1	-4	-4.0	-4	0
Akili Smith	1	6	6.0	6	0
James Hundon	1	5	5.0	5	0
Steve Bush	1	4	4.0	4	0
BENGALS	300	3504	11.7	76t	18
OPPONENTS	312	4027	12.9	73	28

INTERCEPTIONS	NO	YDS	AVG	LG	TD
Rodney Heath	3	72	24.0	58t	1
John Copeland	2	16	8.0	12	0
Takeo Spikes	2	7	3.5	7	0
Myron Bell	1	5	5.0	5	0
Roosevelt Blackmon	1	0	0.0	0	0
Tom Carter	1	0	0.0	0	0
Cory Hall	1	0	0.0	0	0
Greg Myers	1	0	0.0	0	0
BENGALS	12	100	8.3	58t	1
OPPONENTS	18	305	16.9	44	1

PUNTING	NO	YDS	AVG	NET	TB	IN-20	LG	BLK.
Will Brice	60	2475	41.3	32.1	4	12	72	2
Brad Costello	22	744	33.8	28.7	1	1	44	0
BENGALS	84	3219	38.3	31.2	5	13	72	2
OPPONENTS	71	3136	44.2	36.1	8	25	70	0

PUNT RETURNS	NO	FC	YDS	AVG	LG	TD
Damon Griffin	23	3	195	8.5	34	0
Craig Yeast	10	6	209	20.9	86t	2
Willie Jackson	2	1	6	3.0	8	0
BENGALS	35	10	410	11.7	86t	2
OPPONENTS	45	13	498	11.1	84t	1

KICKOFF RETURNS	NO	YDS	AVG	LG	TD
Tremain Mack	51	1382	27.1	99t	1
Damon Griffin	15	296	19.7	42	0
Nick Luchey	8	109	13.6	24	0
Willie Jackson	6	179	29.8	46	0
Craig Yeast	3	50	16.7	22	0
Corey Dillon	1	4	4.0	4	0
BENGALS	84	2020	24.0	99t	1
OPPONENTS	57	1068	18.7	39	0

FIELD GOALS	1-19	20-29	30-39	40-49	50+
Doug Pelfrey	1-1	9-11	7-12	0-2	1-1
BENGALS	1-1	9-11	7-12	0-2	1-1
OPPONENTS	3-3	11-12	6-8	7-7	2-2

Doug Pelfrey: (33G, 38G), (—), (47N, 37N, 30N, 39G), (36G, 33N), (27G, 26G), (37G, 41N), (32G), (29G), (50G, 34G), (32N), (39B, 19G), (29G, 29G, 25N), (29G, 24G, 27G), (28G), (20B), (—).

Opponents: (50G, 33G), (27G, 23G, 21G, 42G), (48G, 21G), (19G), (33G), (43G), (22G, 37B), (43G, 21G), (29G, 45G, 35G), (26G), (25G, 50G), (35G, 33G), (47G), (—), (24G, 48G, 19G, 30G, 19G), (34N, 27G, 28N).

PASSING	ATT	CMP	YDS	CMP%	YDS/ATT	TD	TD%	INT	INT%	LG	SKD-YDS	RAT
Jeff Blake	389	215	2670	55.3	6.86	16	4.1	12	3.1	76t	30-168	77.6
Akili Smith	153	80	805	52.3	5.26	2	1.3	6	3.9	39	19-110	55.6
Scott Covington	5	4	23	80.0	4.60	0	0.0	0	0.0	8	0-0	85.8
Carl Pickens	1	1	6	100.0	6.00	0	0.0	0	0.0	6	0-0	91.7
BENGALS	548	300	3504	54.7	6.39	18	3.3	18	3.3	76t	49-278	71.6
OPPONENTS	522	312	4027	59.8	7.71	28	5.4	12	2.3	73	35-229	92.3

USUAL STARTERS

OFFENSE		DEFENSE	
WR	Carl Pickens	LDE	John Copeland
LOT	Rod Jones	NT	Oliver Gibson
LG	Matt O'Dwyer	RDE	Michael Bankston, Jevon Langford
C	Rich Braham		
RG	Jay Leeuwenburg, Brian DeMarco	LOLB	Steve Foley
		LILB	Brian Simmons
ROT	Willie Anderson	RILB	Takeo Spikes
TE	Tony McGee	ROLB	Adrian Ross
WR	Darnay Scott	LCB	Rodney Heath
QB	Jeff Blake	RCB	Artrell Hawkins
HB	Corey Dillon	SS	Myron Bell
FB	Clif Groce	FS	Cory Hall

DEFENSE*	ST	AT	TT	SKS-YDS	INT-YDS	PD	FF	FR-YDS
Brian Simmons	90	21	111	3-20	0-0	5	0	1-0
Takeo Spikes	82	23	105	3-14	2-7	6	4	4-0
Myron Bell	54	19	73	2-14.5	1-5	3	0	0-0
Artrell Hawkins	61	7	68	0-0	0-0	16	2	1-0
Michael Bankston	39	17	56	6-30	0-0	1	0	0-0
Cory Hall	36	13	49	0-0	1-0	3	0	0-0
Rodney Heath	43	3	46	0-0	3-72	18	2	1-(-4)
Oliver Gibson	31	10	41	4.5-31	0-0	1	0	1-0
John Copeland	31	7	38	4-22.5	2-16	3	2	0-0
Steve Foley	34	3	37	3.5-28	0-0	2	1	2-0
Greg Myers	33	4	37	0-0	1-0	5	1	1-21
Kimo von Oelhoffen	24	2	26	4-30	0-0	0	1	1-0
Ty Howard	25	0	25	0-0	0-0	4	0	0-0
Jevon Langford	19	6	25	0-0	0-0	1	0	0-0
Reinard Wilson	14	6	20	3-24	0-0	0	1	0-0
Adrian Ross	15	3	18	1-7	0-0	1	1	0-0
Roosevelt Blackmon	13	5	18	0-0	1-0	4	0	0-0
Rico Clark	13	2	15	0-0	0-0	5	0	0-0
Glen Steele	13	1	14	0-0	0-0	0	0	0-0
Tremain Mack	9	2	11	0-0	0-0	1	0	0-0
Tom Carter	8	0	8	0-0	1-0	1	0	0-0
Lawrence Wright	4	4	8	0-0	0-0	0	0	0-0
Canute Curtis	6	1	7	1-8	0-0	0	0	0-0
Charles Fisher	1	1	2	0-0	0-0	0	0	0-0
Andre Purvis	1	1	2	0-0	0-0	0	0	0-0
Billy Granville	1	0	1	0-0	0-0	0	0	0-0

SPECIAL TEAMS*	ST	AT	TT	FF	FR-YDS	BP	BFG	BXP
Lawrence Wright	14	1	15	0	1-0	0	0	0
Canute Curtis	7	3	10	0	0-0	0	0	0
Billy Granville	6	4	10	0	0-0	0	0	0
Cory Hall	6	0	6	0	1-0	0	0	0
Reinard Wilson	5	1	6	0	0-0	0	0	0
Steve Foley	5	0	5	0	0-0	0	0	0
Damon Griffin	5	0	5	0	0-0	0	0	0
Tremain Mack	5	0	5	0	0-0	0	1	0
Greg Myers	4	1	5	0	0-0	0	0	0
Adrian Ross	4	1	5	0	0-0	0	0	0
Brian Simmons	3	2	5	0	0-0	0	0	0
Michael Basnight	3	1	4	1	0-0	0	0	0
Will Brice	3	0	3	0	0-0	0	0	0
Rico Clark	3	0	3	0	0-0	0	0	0
Brad Costello	3	0	3	0	0-0	0	0	0
Takeo Spikes	3	0	3	0	0-0	0	0	0
Rodney Heath	2	1	3	0	1-0	0	0	0
Ty Howard	2	1	3	0	0-0	0	0	0
James Hundon	2	0	2	0	0-0	0	0	0
Tony McGee	2	0	2	0	0-0	0	0	0
Ben Peterson	2	0	2	0	0-0	0	0	0
Myron Bell	1	0	1	0	0-0	0	0	0
Brian Milne	1	0	1	0	0-0	0	0	0
Doug Pelfrey	1	0	1	0	0-0	0	0	0
Jimmy Sprotte	1	0	1	0	0-0	0	0	0

MISCELLANEOUS DEFENSE*	ST	AT	TT	FF	FR-YDS
Darnay Scott	3	0	3	0	0-0
Willie Anderson	2	0	2	0	0-0
Corey Dillon	2	0	2	0	0-0
Rich Braham	1	0	1	0	0-0
Willie Jackson	1	0	1	0	0-0
Matt O'Dwyer	1	0	1	0	0-0
Carl Pickens	1	0	1	0	0-0
Jamain Stephens	1	0	1	0	0-0

* *NOTE: All defensive statistics above are press box statistics produced at the games.*

2000 STATISTICS

RECORD: 4-12-0

HEAD COACH: BRUCE COSLET (GAMES 1-3; RECORD 0-3), DICK LeBEAU (GAMES 4-16; RECORD 4-9)

DATE	W-L	SCORE	OPPONENT	ATTENDANCE
9-3-00			— BYE —	
9-10-00	L	7-24	CLEVELAND	64,006
9-17-00	L	0-13	at Jacksonville	45,653
9-24-00	L	0-37	at Baltimore	68,481
10-1-00	L	16-31	MIAMI	61,535
10-8-00	L	14-23	TENNESSEE	63,406
10-15-00	L	0-15	at Pittsburgh	54,328
10-22-00	W	31-21	DENVER	61,603
10-29-00	W	12-3	at Cleveland	73,118
11-5-00	L	7-27	BALTIMORE	54,759
11-12-00	L	6-23	at Dallas	62,170
11-19-00	L	13-16	at New England	60,292
11-26-00	L	28-48	PITTSBURGH	63,925
12-3-00	W	24-13	ARIZONA	50,289
12-10-00	L	3-35	at Tennessee	68,498
12-17-00	W	17-14	JACKSONVILLE	50,469
12-24-00	L	7-16	at Philadelphia	64,902

TEAM STATISTICS	BENGALS	OPPONENTS
TOTAL FIRST DOWNS	254	307
Rushing	119	101
Passing	109	182
Penalty	26	24
3rd Down: Made-Att	77-227	102-239
3rd Down Pct.	33.9	42.7
4th Down: Made-Att	10-25	4-13
4th Down Pct.	40.0	30.8
POSSESSION AVG.	27:13	32:47
TOTAL NET YARDS	4260	5487
Avg. Per Game	266.3	342.9
Total Plays	1001	1068
Avg. Per Play	4.3	5.1
NET YARDS RUSHING	2314	1925
Avg. Per Game	144.6	120.3
Total Rushes	495	504
NET YARDS PASSING	1946	3562
Avg. Per Game	121.6	222.6
Sacked-Yards Lost	52-273	26-168
Gross Yards	2219	3730
Att.-Completions	454-207	538-318
Completion Pct.	45.6	59.1
Had Intercepted	14	9
PUNTS-AVG.	94-40.2	80-41.7
Punting Avg.	33.1	35.5
PENALTIES-YARDS	99-878	115-924
FUMBLES-BALLS LOST	37-21	22-12
TOUCHDOWNS	21	40
Rushing	13	12
Passing	6	26
Returns	2	2

SCORE BY PERIODS	1	2	3	4	OT	PTS
BENGALS	24	74	41	46	0	185
OPPONENTS	92	106	91	70	0	359

SCORING	TD	TD-R	TD-P	TD-Rt	K-PAT	FG	S	PTS
Neil Rackers	0	0	0	0	21-21	12-21	0	57
Corey Dillon	7	7	0	0	—	—	0	42
Peter Warrick	7	2	4	1	—	—	0	42
Brandon Bennett	3	3	0	0	—	—	0	18
Ron Dugans	1	0	1	0	—	—	0	6
Tony McGee	1	0	1	0	—	—	0	6
Scott Mitchell	1	1	0	0	—	—	0	6
Darryl Williams	1	0	0	1	—	—	0	6
(team)	—	—	—	—	—	—	1	2
BENGALS	21	13	6	2	21-21	12-21	1	185
OPPONENTS	40	12	26	2	39-40	26-36	1	359

Two-point conversions: None. BENGALS 0-0, OPPONENTS 0-0.

RUSHING	ATT	YDS	AVG	LG	TD
Corey Dillon	315	1435	4.6	80t	7
Brandon Bennett	90	324	3.6	37t	3
Akili Smith	41	232	5.7	21	0
Peter Warrick	16	148	9.3	77t	2
Scott Mitchell	10	61	6.1	12t	1
Nick Luchey	10	54	5.4	13	0
Curtis Keaton	6	24	4.0	8	0
Daniel Pope	2	22	11.0	22	0
Craig Yeast	1	15	15.0	15	0
Clif Groce	3	4	1.3	5	0
Neil Rackers	1	-5	-5.0	-5	0
BENGALS	495	2314	4.7	80t	13
OPPONENTS	504	1925	3.8	30	12

RECEIVING	REC	YDS	AVG	LG	TD
Peter Warrick	51	592	11.6	46	4
Tony McGee	26	309	11.9	39	1
Craig Yeast	24	301	12.5	27	0
Danny Farmer	19	268	14.1	38	0
Brandon Bennett	19	168	8.8	25	0
Corey Dillon	18	158	8.8	31	0
Ron Dugans	14	125	8.9	17	1
Marco Battaglia	13	105	8.1	15	0
Clif Groce	11	45	4.1	14	0
Nick Luchey	7	84	12.0	20	0
Steve Bush	3	39	13.0	18	0
Damon Griffin	2	25	12.5	16	0
BENGALS	207	2219	10.7	46	6
OPPONENTS	318	3730	11.7	77t	26

INTERCEPTIONS	NO	YDS	AVG	LG	TD
Tom Carter	2	40	20.0	30	0
Takeo Spikes	2	12	6.0	7	0
Darryl Williams	1	36	36.0	36t	1
Cory Hall	1	12	12.0	12	0
Chris Carter	1	6	6.0	6	0
Steve Foley	1	1	1.0	1	0
Robert Bean	1	0	0.0	0	0
BENGALS	9	107	11.9	36t	1
OPPONENTS	14	138	9.9	39	0

PUNTING	NO	YDS	AVG	NET	TB	IN-20	LG	BLK.
Daniel Pope	94	3775	40.2	33.1	14	18	57	0
BENGALS	94	3775	40.2	33.1	14	18	57	0
OPPONENTS	80	3338	41.7	35.5	7	30	70	0

PUNT RETURNS	NO	FC	YDS	AVG	LG	TD
Craig Yeast	34	14	225	6.6	27	0
Peter Warrick	7	1	123	17.6	82t	1
Damon Griffin	1	0	9	9.0	9	0
BENGALS	42	15	357	8.5	82t	1
OPPONENTS	40	17	387	9.7	39	0

KICKOFF RETURNS	NO	YDS	AVG	LG	TD
Tremain Mack	50	1036	20.7	50	0
Damon Griffin	8	129	16.1	29	0
Craig Yeast	7	106	15.1	29	0
Curtis Keaton	6	100	16.7	25	0
Steve Bush	3	18	6.0	8	0
Nick Luchey	2	12	6.0	12	0
Rodney Heath	1	22	22.0	22	0
Marco Battaglia	0f	0	—	—	0
BENGALS	77	1423	18.5	50	0
OPPONENTS	42	898	21.4	37	0

FIELD GOALS	1-19	20-29	30-39	40-49	50+
Neil Rackers	0-0	5-5	5-9	2-7	0-0
BENGALS	0-0	5-5	5-9	2-7	0-0
OPPONENTS	3-3	5-6	12-16	6-10	0-1

Neil Rackers: (42B), (44N, 47N), (—), (23G, 38G, 34G), (35B, 46N), (—), (24G), (39G), (—), (22G, 37G), (28G, 30N, 45G), (—), (36N, 45N, 32G), (45G), (27G), (31N).

Opponents: (30G), (30G, 33N, 19G), (30G, 37G, 19G), (40G), (22G, 41G, 33N, 34G), (36G, 28G), (48N, 48N), (18G), (38G, 32G), (39N, 44N, 43G, 35G, 42G, 51N), (38G, 21G, 22G), (44G, 28G), (31N), (—), (28N), (32G, 45G, 41N, 33G).

PASSING	ATT	CMP	YDS	CMP%	YDS/ATT	TD	TD%	INT	INT%	LG	SKD-YDS	RAT
Akili Smith	267	118	1253	44.2	4.69	3	1.1	6	2.2	46	36-191	52.8
Scott Mitchell	187	89	966	47.6	5.17	3	1.6	8	4.3	38	16-82	50.8
BENGALS	454	207	2219	45.6	4.89	6	1.3	14	3.1	46	52-273	52.0
OPPONENTS	538	318	3730	59.1	6.93	26	4.8	9	1.7	77t	26-168	89.4

USUAL STARTERS

OFFENSE		DEFENSE	
WR	Craig Yeast	LDE	Vaughn Booker, Michael Bankston
LOT	Rod Jones	LDT	Oliver Gibson
LG	Matt O'Dwyer, Scott Rehberg	RDT	John Copeland
C	Rich Braham, Brock Gutierrez	RDE	Michael Bankston, John Copeland
RG	Mike Goff	LLB	Steve Foley
ROT	Willie Anderson	MLB	Armegis Spearman
TE	Tony McGee	RLB	Takeo Spikes
WR	Peter Warrick	LCB	Tom Carter
QB	Akili Smith, Scott Mitchell	RCB	Rodney Heath, Artrell Hawkins
HB	Corey Dillon	SS	Chris Carter, Cory Hall
FB	Clif Groce, M. Battaglia (TE), Nick Luchey	FS	Darryl Williams

DEFENSE*	ST	AT	TT	SKS-YDS	INT-YDS	PD	FF	FR-YDS
Takeo Spikes	109	19	128	2-16	2-12	4	0	3-0
Darryl Williams	80	21	101	0-0	1-36	5	3	0-0
Armegis Spearman	46	24	70	1-12	0-0	4	0	0-0
Michael Bankston	50	14	64	0-0	0-0	2	0	0-0
Chris Carter	49	11	60	1-9	1-6	2	2	1-0
Oliver Gibson	42	10	52	4-17	0-0	1	0	0-0
Artrell Hawkins	43	4	47	0-0	0-0	9	1	1-12
Rodney Heath	40	4	44	0-0	0-0	12	0	1-0
Tom Carter	36	7	43	0-0	2-40	11	0	0-0
Steve Foley	34	9	43	4-16	1-1	8	2	1-0
Cory Hall	36	5	41	4-32	1-12	2	0	0-0
John Copeland	32	7	39	1-8	0-0	1	0	1-4
Adrian Ross	31	2	33	1-6	0-0	3	0	0-0
Jevon Langford	19	3	22	0-0	0-0	2	0	0-0
Robert Bean	17	2	19	0-0	1-0	6	0	0-0
Tremain Mack	12	6	18	0-0	0-0	2	0	0-0
Vaughn Booker	13	4	17	0-0	0-0	1	0	0-0
Glen Steele	13	4	17	2-17	0-0	0	0	0-0
Mark Roman	15	1	16	0-0	0-0	2	1	0-0
Reinard Wilson	9	6	15	3-16	0-0	1	2	1-3
Tom Barndt	7	5	12	0-0	0-0	0	1	1-0
Canute Curtis	8	2	10	2-9	0-0	0	2	0-0
Brian Simmons	7	2	9	1-10	0-0	0	1	0-0
Billy Granville	2	0	2	0-0	0-0	0	0	0-0

SPECIAL TEAMS*	ST	AT	TT	FF	FR-YDS	BP	BFG	BXP
Artrell Hawkins	9	3	12	0	0-0	0	0	0
Damon Griffin	7	2	9	0	0-0	0	0	0
Billy Granville	6	2	8	0	1-0	0	0	0
Brandon Bennett	7	0	7	0	0-0	0	0	0
Robert Bean	6	0	6	0	0-0	0	0	0
Canute Curtis	6	0	6	0	1-0	0	0	0
Chris Carter	5	1	6	0	0-0	0	0	0
Rodney Heath	5	1	6	0	0-0	0	0	0
Adrian Ross	5	0	5	0	0-0	0	0	0
Tremain Mack	4	1	5	1	0-0	0	0	0
Brad St. Louis	4	0	4	0	0-0	0	0	0
Reinard Wilson	4	0	4	0	0-0	0	0	0
Armegis Spearman	3	1	4	0	0-0	0	0	0
Steve Bush	2	0	2	0	0-0	0	0	0
Neil Rackers	2	0	2	0	0-0	0	0	0
JoJuan Armour	1	0	1	0	0-0	0	0	0
Marco Battaglia	1	0	1	0	0-0	0	0	0
Mark Roman	1	0	1	0	0-0	0	0	0
Daniel Pope	0	1	1	0	0-0	0	0	0
TOTALS					2-0	0	0	0

MISCELLANEOUS DEFENSE*	ST	AT	TT	FF	FR-YDS
Peter Warrick	5	0	5	0	0-0
Corey Dillon	2	0	2	0	0-0
John Jackson	2	0	2	0	0-0
Willie Anderson	1	0	1	0	0-0
Marco Battaglia	1	0	1	0	0-0
Brandon Bennett	1	0	1	0	0-0
Steve Bush	1	0	1	0	0-0
Mike Goff	1	0	1	0	0-0
Damon Griffin	1	0	1	0	0-0
Brock Gutierrez	1	0	1	0	0-0
Rod Jones	1	0	1	0	0-0
Matt O'Dwyer	1	0	1	0	0-0
Jamain Stephens	1	0	1	0	0-0
Craig Yeast	1	0	1	0	0-0

* *NOTE: All defensive statistics above are press box statistics produced at the games.*

2001 STATISTICS

RECORD: 6-10-0

HEAD COACH: DICK LeBEAU

DATE	W-L	SCORE	OPPONENT	ATTENDANCE
9-9-01	W	23-17	NEW ENGLAND	51,521
9-16-01	—	—	at Tennessee	RESCHEDULED FOR JAN. 6
9-23-01	W	21-10	BALTIMORE	51,121
9-30-01	L	14-28	at San Diego	56,048
10-7-01	L	7-16	at Pittsburgh	62,335
10-14-01	W	24-14	CLEVELAND	64,217
10-21-01	L	0-24	CHICAGO	63,408
10-28-01	W	31-27	at Detroit	69,343
11-4-01			— BYE —	
11-11-01	L	13-30	at Jacksonville	57,161
11-18-01	L	7-20	TENNESSEE	63,865
11-25-01	L	0-18	at Cleveland	72,918
12-2-01	L	13-16 (OT)	TAMPA BAY	52,135
12-9-01	L	10-14	JACKSONVILLE	44,920
12-16-01	L	14-15	at N.Y. Jets	77,745
12-23-01	L	0-16	at Baltimore	68,987
12-30-01	W	26-23 (OT)	PITTSBURGH	63,751
1-6-02	W	23-21	at Tennessee	68,798

TEAM STATISTICS	BENGALS	OPPONENTS
TOTAL FIRST DOWNS	294	281
Rushing	96	86
Passing	176	173
Penalty	22	22
3rd Down: Made-Att	93-243	86-225
3rd Down Pct.	38.3	38.2
4th Down: Made-Att	6-23	5-13
4th Down Pct.	26.1	38.5
POSSESSION AVG.	29:16	30:44
TOTAL NET YARDS	4800	4832
Avg. Per Game	300.0	302.0
Total Plays	1071	1013
Avg. Per Play	4.5	4.8
NET YARDS RUSHING	1712	1675
Avg. Per Game	107.0	104.7
Total Rushes	441	453
NET YARDS PASSING	3088	3157
Avg. Per Game	193.0	197.3
Sacked-Yards Lost	28-203	48-320
Gross Yards	3291	3477
Att.-Completions	602-322	512-311
Completion Pct.	53.5	60.7
Had Intercepted	26	13
PUNTS-AVG.	86-39.6	86-41.2
Net Punting Avg.	33.6	34.8
PENALTIES-YARDS	103-870	101-837
FUMBLES-BALLS LOST	28-11	33-15
TOUCHDOWNS	25	35
Rushing	11	10
Passing	12	23
Returns	2	2

SCORE BY PERIODS	1	2	3	4	OT	PTS
BENGALS	27	75	56	65	3	226
OPPONENTS	67	83	79	77	3	309

SCORING	TD	TD-R	TD-P	TD-Rt	K-PAT	FG	S	PTS
Corey Dillon	13	10	3	0	—	—	0	78
Neil Rackers	0	0	0	0	23-24	17-28	0	74
Ron Dugans	2	0	2	0	—	—	0	14
Darnay Scott	2	0	2	0	—	—	0	12
Danny Farmer	1	0	1	0	—	—	0	6
Chad Johnson	1	0	1	0	—	—	0	6
Jon Kitna	1	1	0	0	—	—	0	6
Tony McGee	1	0	1	0	—	—	0	6
Lorenzo Neal	1	0	1	0	—	—	0	6
Brian Simmons	1	0	0	1	—	—	0	6
Takeo Spikes	1	0	0	1	—	—	0	6
Peter Warrick	1	0	1	0	—	—	0	6
BENGALS	25	11	12	2	23-24	17-28	0	226
OPPONENTS	35	10	23	2	29-31	22-30	1	309

Two-point conversions: Ron Dugans. BENGALS 1-1, OPPONENTS 1-4.

RUSHING	ATT	YDS	AVG	LG	TD
Corey Dillon	340	1315	3.9	96t	10
Brandon Bennett	50	232	4.6	36	0
Jon Kitna	27	73	2.7	20	1
Curtis Keaton	5	48	9.6	21	0
Akili Smith	6	20	3.3	6	0
Peter Warrick	8	14	1.8	13	0
Lorenzo Neal	5	10	2.0	4	0
BENGALS	441	1712	3.9	96t	11
OPPONENTS	453	1675	3.7	48	10

RECEIVING	REC	YDS	AVG	LG	TD
Peter Warrick	70	667	9.5	33	1
Darnay Scott	57	819	14.4	49	2
Corey Dillon	34	228	6.7	17	3
Chad Johnson	28	329	11.8	28	1
Ron Dugans	28	251	9.0	31	2
T.J. Houshmandzadeh	21	228	10.9	23	0
Brandon Bennett	20	150	7.5	15	0
Lorenzo Neal	19	101	5.3	12	1
Danny Farmer	15	228	15.2	27	1
Tony McGee	14	148	10.6	25t	1
Marco Battaglia	13	118	9.1	17	0
Kirk McMullen	2	15	7.5	11	0
Curtis Keaton	1	9	9.0	9	0
BENGALS	322	3291	10.2	49	12
OPPONENTS	311	3477	11.2	47	23

INTERCEPTIONS	NO	YDS	AVG	LG	TD
Kevin Kaesviharn	3	41	13.7	29	0
Artrell Hawkins	3	26	8.7	22	0
Justin Smith	2	28	14.0	21	0
Takeo Spikes	1	66	66.0	66t	1
Darryl Williams	1	16	16.0	16	0
Chris Carter	1	10	10.0	10	0
Brian Simmons	1	5	5.0	5	0
Mark Roman	1	0	0.0	0	0
BENGALS	13	192	14.8	66t	1
OPPONENTS	26	392	15.1	64	0

PUNTING	NO	YDS	AVG	NET	TB	IN-20	LG	BLK.
Nick Harris	84	3372	40.1	33.9	6	21	57	1
Neil Rackers	1	32	32.0	12.0	1	0	32	0
BENGALS	86	3404	39.6	33.6	7	21	57	1
OPPONENTS	86	3541	41.2	34.8	13	29	76	0

PUNT RETURNS	NO	FC	YDS	AVG	LG	TD
Peter Warrick	18	10	116	6.4	31	0
T.J. Houshmandzadeh	12	5	163	13.6	86	0
Danny Farmer	1	1	11	11.0	11	0
BENGALS	31	16	290	9.4	86	0
OPPONENTS	47	17	374	8.0	24	0

KICKOFF RETURNS	NO	YDS	AVG	LG	TD
Curtis Keaton	42	891	21.2	64	0
T.J. Houshmandzadeh	10	185	18.5	23	0
Brandon Bennett	4	60	15.0	19	0
Rudi Johnson	4	79	19.8	25	0
Brock Gutierrez	2	15	7.5	8	0
BENGALS	62	1230	19.8	64	0
OPPONENTS	46	1157	25.2	101t	1

FIELD GOALS	1-19	20-29	30-39	40-49	50+
Neil Rackers	0-0	4-6	8-11	4-9	1-2
BENGALS	0-0	4-6	8-11	4-9	1-2
OPPONENTS	0-0	8-8	6-9	7-11	1-2

Neil Rackers: (36G, 47G, 33G), (43N, 39N, 45N), (—), (51N), (27G, 22N, 42G, 21G), (39N), (47N, 39G), (26G, 52G), (—), (43N, 47N), (23G, 41G), (47G), (—), (—), (32N, 28N, 34G, 31G), (30G, 33G, 34G).

Opponents: (39G)(38G), (38N), (26G, 42G, 48G), (—), (48G, 43N), (51G, 24G), (—), (41G, 37G), (23G, 27G, 23G, 33G), (43N, 38G, 48G, 51N, 21G), (44N), (40N, 24G, 34N), (43G, 29G, 33N, 43G), (38G), (—).

USUAL STARTERS

OFFENSE		DEFENSE	
WR	Darnay Scott	LDE	Vaughn Booker
LOT	Richmond Webb	LDT	Oliver Gibson
LG	Matt O'Dwyer	RDT	Tony Williams
C	Rich Braham	RDE	Justin Smith
RG	Mike Goff	LLB	Steve Foley
ROT	Willie Anderson	MLB	Brian Simmons
TE	Tony McGee	RLB	Takeo Spikes
WR	Peter Warrick	LCB	Mark Roman
QB	Jon Kitna	RCB	Artrell Hawkins
HB	Corey Dillon	SS	JoJuan Armour
FB	Lorenzo Neal	FS	Cory Hall

DEFENSE*	ST	AT	TT	SKS-YDS	INT-YDS	PD	FF	FR-YDS
Takeo Spikes	80	29	109	6-58	1-66	5	1	0-0
Brian Simmons	51	32	83	6.5-41	1-5	5	2	0-0
Artrell Hawkins	49	10	59	0-0	3-26	6	2	1-0
Oliver Gibson	45	10	55	3-16	0-0	3	0	1-0
Justin Smith	41	13	54	8.5-76	2-28	5	0	0-0
Mark Roman	44	7	51	2-10	1-0	7	0	1-(-1)
Chris Carter	34	15	49	0-0	1-10	6	0	1-12
JoJuan Armour	36	11	47	0-0	0-0	3	0	0-0
Cory Hall	31	16	47	0-0	0-0	3	0	1-73
Robert Bean	39	3	42	0-0	0-0	5	1	0-0
Vaughn Booker	34	6	40	1.5-8	0-0	2	1	0-0
Steve Foley	25	14	39	0-0	0-0	0	2	0-0
Tony Williams	15	23	38	5-25	0-0	1	0	2-0
Reinard Wilson	26	11	37	9-47.5	0-0	3	1	2-0
Kevin Kaesviharn	22	3	25	0-0	3-41	6	0	0-0
Darryl Williams	19	6	25	3.5-22	1-16	2	1	1-0
Bernard Whittington	17	4	21	0-0	0-0	1	0	0-0
Rodney Heath	16	3	19	0-0	0-0	4	1	1-0
Canute Curtis	11	8	19	0-0	0-0	1	0	0-0
Glen Steele	5	5	10	1-4.5	0-0	1	1	1-0
Adrian Ross	4	5	9	1-6	0-0	0	0	0-0
Tom Carter	7	0	7	0-0	0-0	3	0	0-0
Ligarius Jennings	6	0	6	0-0	0-0	0	0	0-0
Jevon Langford	3	0	3	0-0	0-0	0	0	0-0
Mario Monds	1	0	1	0-0	0-0	0	0	0-0
(team)	—	—		—	1-6	—	—	—

SPECIAL TEAMS*	ST	AT	TT	FF	FR-YDS	BP	BFG	BXP
Ron Dugans	14	3	17	0	0-0	0	0	0
Adrian Ross	11	2	13	0	0-0	0	0	0
Chris Carter	8	2	10	0	1-0	0	0	0
Canute Curtis	4	6	10	1	1-3	0	0	0
JoJuan Armour	3	5	8	0	0-0	0	0	0
Kevin Kaesviharn	7	0	7	0	0-0	0	0	0
Ligarius Jennings	6	0	6	0	0-0	0	0	0
Robert Bean	3	3	6	0	1-10	0	0	0
Brandon Bennett	4	0	4	0	0-0	0	0	0
Darryl Williams	3	1	4	0	0-0	0	0	0
Cory Hall	2	1	3	0	0-0	0	0	0
Reinard Wilson	2	1	3	0	0-0	0	0	0
Riall Johnson	1	2	3	0	0-0	0	0	0
Lorenzo Neal	2	0	2	0	0-0	0	0	0
Brad St. Louis	2	0	2	0	0-0	0	0	0
Randy Chevrier	1	1	2	0	0-0	0	0	0
Steve Foley	1	0	1	0	0-0	0	0	0
Rodney Heath	1	0	1	0	0-0	0	0	0
Neil Rackers	1	0	1	0	0-0	0	0	0
Brian Simmons	1	0	1	0	^0-56	0	0	0
Peter Warrick	1	0	1	0	0-0	0	0	0

^Lateral.

MISCELLANEOUS DEFENSE*	ST	AT	TT	FF	FR-YDS
Corey Dillon	4	0	4	0	0-0
Chad Johnson	4	0	4	0	0-0
Darnay Scott	4	0	4	0	0-0
Rich Braham	3	0	3	0	0-0
Ron Dugans	2	0	2	0	0-0
Mike Goff	2	0	2	0	0-0
Jon Kitna	2	0	2	0	0-0
Peter Warrick	2	0	2	0	0-0
Richmond Webb	2	0	2	0	0-0
Brandon Bennett	1	1	2	0	0-0
Marco Battaglia	1	0	1	0	0-0
Robert Bean	1	0	1	0	0-0
Danny Farmer	1	0	1	0	0-0
T.J. Houshmandzadeh	1	0	1	0	0-0
Matt O'Dwyer	1	0	1	0	0-0

PASSING	ATT	CMP	YDS	CMP%	YDS/ATT	TD	TD%	INT	INT%	LG	SKD-YDS	RAT
Jon Kitna	581	313	3216	53.9	5.54	12	2.1	22	3.8	49	25-185	61.1
Scott Mitchell	12	4	38	33.3	3.17	0	0.0	3	25.0	16	2-15	3.5
Akili Smith	8	5	37	62.5	4.63	0	0.0	0	0.0	14	1-3	73.4
Corey Dillon	1	0	0	0.0	0.00	0	0.0	1	100.0	—	0-0	0.0
BENGALS	602	322	3291	53.5	5.47	12	2.0	26	4.3	49	28-203	58.1
OPPONENTS	512	311	3477	60.7	6.79	23	4.5	13	2.5	47	48-320	85.4

* *NOTE: All defensive statistics above are press box statistics produced at the games.*

2002 STATISTICS

RECORD: 2-14-0

HEAD COACH: DICK LeBEAU

DATE	W-L	SCORE	OPPONENT	ATTENDANCE
9-8-02	L	6-34	SAN DIEGO	53,705
9-15-02	L	7-20	at Cleveland	73,358
9-22-02	L	3-30	at Atlanta	68,129
9-29-02	L	7-35	TAMPA BAY	57,234
10-6-02	L	21-28	at Indianapolis	56,570
10-13-02	L	7-34	PITTSBURGH	63,900
10-20-02			— BYE —	
10-27-02	L	24-30	TENNESSEE	52,822
11-3-02	W	38-3	at Houston	69,827
11-10-02	L	27-38	at Baltimore	69,024
11-17-02	L	20-27	CLEVELAND	64,060
11-24-02	L	21-29	at Pittsburgh	60,473
12-1-02	L	23-27	BALTIMORE	44,878
12-8-02	L	31-52	at Carolina	66,799
12-15-02	L	15-29	JACKSONVILLE	42,092
12-22-02	W	20-13	NEW ORLEANS	43,544
12-29-02	L	9-27	at Buffalo	47,850

TEAM STATISTICS	BENGALS	OPPONENTS
TOTAL FIRST DOWNS	315	315
Rushing	105	104
Passing	186	182
Penalty	24	29
3rd Down: Made-Att	87-223	83-199
3rd Down Pct.	39.0	41.7
4th Down: Made-Att	11-30	7-14
4th Down Pct.	36.7	50.0
POSSESSION AVG.	28:55	31:05
TOTAL NET YARDS	5206	5265
Avg. Per Game	325.4	329.1
Total Plays	1054	976
Avg. Per Play	4.9	5.4
NET YARDS RUSHING	1730	2003
Avg. Per Game	108.1	125.2
Total Rushes	426	498
NET YARDS PASSING	3476	3262
Avg. Per Game	217.3	203.9
Sacked-Yards Lost	37-256	24-153
Gross Yards	3732	3415
Att.-Completions	591-350	454-287
Completion Pct.	59.2	63.2
Had Intercepted	22	9
PUNTS-AVG.	73-38.2	65-41.8
Net Punting Avg.	28.7	37.9
PENALTIES-YARDS	99-884	101-867
FUMBLES-BALLS LOST	26-13	21-11
TOUCHDOWNS	34	55
Rushing	13	16
Passing	17	30
Returns	4	9

SCORE BY PERIODS	1	2	3	4	OT	PTS
BENGALS	61	91	50	77	0	279
OPPONENTS	110	157	95	94	0	456

SCORING	TD	TD-R	TD-P	TD-Rt	K-PAT	FG	S	PTS
Neil Rackers	0	0	0	0	30-32	15-18	0	75
Corey Dillon	7	7	0	0	—	—	0	42
Peter Warrick	6	0	6	0	—	—	0	36
Chad Johnson	5	0	5	0	—	—	0	30
Jon Kitna	4	4	0	0	—	—	0	24
Nick Luchey	2	2	0	0	—	—	0	12
Matt Schobel	2	0	2	0	—	—	0	12
Michael Westbrook	2	0	2	0	—	—	0	12
Brandon Bennett	1	0	0	1	—	—	0	6
Artrell Hawkins	1	0	0	1	—	—	0	6
T.J. Houshmandzadeh	1	0	1	0	—	—	0	6
Lorenzo Neal	1	0	1	0	—	—	0	6
Brian Simmons	1	0	0	1	—	—	0	6
Takeo Spikes	1	0	0	1	—	—	0	6
BENGALS	34	13	17	4	30-32	15-18	0	279
OPPONENTS	55	16	30	9	51-52	23-31	1	456

Two-point conversions: None. BENGALS 0-2, OPPONENTS 2-3.

RUSHING	ATT	YDS	AVG	LG	TD
Corey Dillon	314	1311	4.2	67t	7
Brandon Bennett	33	155	4.7	29	0
Rudi Johnson	17	67	3.9	13	0
Nick Luchey	12	59	4.9	10	2
Jon Kitna	24	57	2.4	12t	4
Lorenzo Neal	9	31	3.4	9	0
Gus Frerotte	4	22	5.5	9	0
Peter Warrick	8	22	2.8	11	0
Akili Smith	4	5	1.3	3	0
Michael Westbrook	1	1	1.0	1	0
BENGALS	426	1730	4.1	67t	13
OPPONENTS	498	2003	4.0	41t	16

RECEIVING	REC	YDS	AVG	LG	TD
Chad Johnson	69	1166	16.9	72t	5
Peter Warrick	53	606	11.4	37t	6
Ron Dugans	47	421	9.0	31	0
Corey Dillon	43	298	6.9	19	0
T.J. Houshmandzadeh	41	492	12.0	31	1
Matt Schobel	27	212	7.9	20t	2
Lorenzo Neal	21	133	6.3	15	1
Brandon Bennett	18	109	6.1	15	0
Danny Farmer	9	115	12.8	51	0
Michael Westbrook	8	94	11.8	26t	2
Nick Luchey	7	46	6.6	15	0
Rudi Johnson	6	34	5.7	14	0
Tony Stewart	1	6	6.0	6	0
BENGALS	350	3732	10.7	72t	17
OPPONENTS	287	3415	11.9	69	30

INTERCEPTIONS	NO	YDS	AVG	LG	TD
Artrell Hawkins	2	102	51.0	102t	1
Kevin Kaesviharn	2	17	8.5	17	0
Brian Simmons	1	51	51.0	51t	1
Oliver Gibson	1	6	6.0	6	0
Jeff Burris	1	5	5.0	5	0
Lamont Thompson	1	4	4.0	4	0
Cory Hall	1	2	2.0	2	0
BENGALS	9	187	20.8	102t	2
OPPONENTS	22	428	19.5	98t	3

PUNTING	NO	YDS	AVG	NET	TB	IN-20	LG	BLK.
Nick Harris	65	2608	40.1	31.4	4	11	57	1
Travis Dorsch	5	162	32.4	1.8	0	0	46	0
Neil Rackers	2	17	8.5	6.5	0	1	19	0
BENGALS	73	2787	38.2	28.7	4	12	57	1
OPPONENTS	65	2714	41.8	37.9	6	24	64	0

PUNT RETURNS	NO	FC	YDS	AVG	LG	TD
T.J. Houshmandzadeh	24	4	117	4.9	34	0
Peter Warrick	4	0	14	3.5	10	0
Jeff Burris	0	1	0	—	—	0
Danny Farmer	0	4	0	—	—	0
BENGALS	28	9	131	4.7	34	0
OPPONENTS	41	8	611	14.9	95t	3

KICKOFF RETURNS	NO	YDS	AVG	LG	TD
Brandon Bennett	49	1231	25.1	94t	1
T.J. Houshmandzadeh	13	288	22.2	44	0
Rudi Johnson	13	277	21.3	42	0
Lorenzo Neal	5	52	10.4	17	0
Nick Luchey	3	40	13.3	17	0
Ron Dugans	1	6	6.0	6	0
Brock Gutierrez	1	11	11.0	11	0
BENGALS	85	1905	22.4	94t	1
OPPONENTS	57	1191	20.9	99t	1

FIELD GOALS	1-19	20-29	30-39	40-49	50+
Neil Rackers	2-2	5-5	3-3	3-5	2-3
BENGALS	2-2	5-5	3-3	3-5	2-3
OPPONENTS	0-0	7-8	8-11	7-9	1-3

Neil Rackers: (21G, 54G), (—), (24G), (45N), (—), (46N), (44G), (25G), (43G, 35G), (37G, 31G), (—), (40G), (52N, 24G), (51G, 18G, 25G), (—), (19G).

Opponents: (28G, 27G), (52G, 45G), (44G, 26G, 34G), (—), (—), (34G, 32N, 30G), (33G, 28G, 46G), (23G, 46B, 53N), (33G), (24N, 27G, 40G), (33G, 51N, 43G, 45G), (49N, 38N), (—), (—), (38G, 33N, 43G), (32G, 25G).

PASSING	ATT	CMP	YDS	CMP%	YDS/ATT	TD	TD%	INT	INT%	LG	SKD-YDS	RAT
Jon Kitna	473	294	3178	62.2	6.72	16	3.4	16	3.4	72t	24-159	79.1
Gus Frerotte	85	44	437	51.8	5.14	1	1.2	5	5.9	51	10-74	46.1
Akili Smith	33	12	117	36.4	3.55	0	0.0	1	3.0	24	3-23	34.5
BENGALS	591	350	3732	59.2	6.31	17	2.9	22	3.7	72t	37-256	71.8
OPPONENTS	454	287	3415	63.2	7.52	30	6.6	9	2.0	69	24-153	99.9

USUAL STARTERS

OFFENSE		DEFENSE	
WR	Chad Johnson	LDE	Bernard Whittington
LOT	Levi Jones	LDT	Oliver Gibson, Glen Steele
LG	Matt O'Dwyer	RDT	Tony Williams
C	Rich Braham	RDE	Justin Smith
RG	Mike Goff	LLB	Canute Curtis
ROT	Willie Anderson	MLB	Brian Simmons
TE	Matt Schobel	RLB	Takeo Spikes
WR	Peter Warrick	LCB	Jeff Burris
QB	Jon Kitna	RCB	Artrell Hawkins
HB	Corey Dillon	SS	JoJuan Armour, Marquand Manuel
FB	Lorenzo Neal	FS	Cory Hall

DEFENSE*	ST	AT	TT	SKS-YDS	INT-YDS	PD	FF	FR-YDS
Takeo Spikes	81	32	113	1.5-12	0-0	1	1	4-45
Brian Simmons	65	21	86	3-12	1-51	7	0	0-0
Artrell Hawkins	69	7	76	2-12	2-102	6	1	2-19
Jeff Burris	50	12	62	0-0	1-5	11	2	1-32
Justin Smith	48	13	61	6.5-56	0-0	3	2	0-0
Cory Hall	43	15	58	2-6	1-2	1	1	0-0
JoJuan Amour	32	20	52	0-0	0-0	2	1	0-0
Kevin Kaesviharn	43	7	50	0-0	2-17	10	1	0-0
Canute Curtis	38	8	46	0-0	0-0	0	0	0-0
Tony Williams	30	12	42	5-34	0-0	0	0	0-0
Bernard Whittington	22	14	36	1-3	0-0	0	0	2-0
Marquand Manuel	26	8	34	0-0	0-0	2	1	0-0
Mark Roman	23	7	30	0-0	0-0	1	1	0-0
Oliver Gibson	19	10	29	0-0	1-6	2	0	0-0
Glen Steele	15	13	28	0-0	0-0	1	0	0-0
Adrian Ross	17	3	20	0-0	0-0	1	0	0-0
Reinard Wilson	11	2	13	0-0	0-0	2	0	0-0
Lamont Thompson	10	0	10	0-0	1-4	1	0	0-0
Vaughn Booker	5	2	7	0-0	0-0	1	0	0-0
Reggie Myles	4	0	4	0-0	0-0	0	0	0-0
Jason Perry	2	2	4	0-0	0-0	0	0	1-15
Ligarius Jennings	1	2	3	0-0	0-0	1	0	0-0
Eric Ogbogu	1	2	3	0-0	0-0	0	0	0-0
(team)	—	—	—	3-18	—	—	—	—

SPECIAL TEAMS*	ST	AT	TT	FF	FR-YDS	BP	BFG	BXP
Ron Dugans	12	3	15	0	0-0	0	0	0
Brandon Bennett	10	0	10	0	0-0	0	0	0
JoJuan Armour	6	2	8	0	0-0	0	1	0
Marquand Manuel	6	2	8	0	0-0	0	0	0
Brad St. Louis	6	2	8	0	0-0	0	0	0
Ligarius Jennings	5	1	6	0	0-0	0	0	0
Riall Johnson	4	2	6	0	0-0	0	0	0
Reggie Myles	4	2	6	0	0-0	0	0	0
Canute Curtis	4	1	5	0	0-0	0	0	0
Adrian Ross	4	1	5	0	0-0	0	0	0
Cory Hall	4	0	4	0	0-0	0	0	0
Neil Rackers	3	1	4	0	0-0	0	0	0
Chris Edmonds	3	0	3	0	0-0	0	0	0
Lorenzo Neal	3	0	3	0	0-0	0	0	0
Lamont Thompson	2	1	3	0	0-0	0	0	0
Jeff Burris	2	0	2	0	0-0	0	0	0
Kevin Kaesviharn	2	0	2	0	0-0	0	0	0
Armegis Spearman	2	0	2	0	0-0	0	0	0
Sean Brewer	1	0	1	0	0-0	0	0	0
T.J. Houshmandzadeh	1	0	1	0	0-0	0	0	0
Nick Luchey	1	0	1	0	0-0	0	0	0
Mark Roman	1	0	1	0	0-0	0	0	0
Peter Warrick	1	0	1	0	0-0	0	0	0
Reinard Wilson	1	0	1	0	0-0	0	0	0

MISCELLANEOUS DEFENSE*	ST	AT	TT	FF	FR-YDS
Matt O'Dwyer	4	0	4	0	0-0
T.J. Houshmandzadeh	3	0	3	1	0-0
Peter Warrick	3	0	3	0	1-0
Chad Johnson	2	0	2	0	0-0
Lorenzo Neal	2	0	2	0	0-0
Willie Anderson	1	0	1	0	0-0
Corey Dillon	1	0	1	0	0-0
Ron Dugans	1	0	1	0	0-0
Danny Farmer	1	0	1	0	0-0
Gus Frerotte	1	0	1	0	0-0
Brock Gutierrez	1	0	1	0	0-0
Levi Jones	1	0	1	0	0-0
Jon Kitna	1	0	1	0	0-0
Matt Schobel	1	0	1	0	0-0
Richmond Webb	1	0	1	0	0-0
Michael Westbrook	1	0	1	0	0-0

* *NOTE: All defensive statistics above are press box statistics produced at the games.*

2003 STATISTICS

RECORD: 8-8-0

HEAD COACH: MARVIN LEWIS

DATE	W-L	SCORE	OPPONENT	ATTENDANCE
9-7-03	L	10-30	DENVER	63,820
9-14-03	L	20-23	at Oakland	50,135
9-21-03	L	10-17	PITTSBURGH	64,596
9-28-03	W	21-14	at Cleveland	73,428
10-5-03	L	16-22 (OT)	at Buffalo	72,615
10-12-03			— BYE —	
10-19-03	W	34-26	BALTIMORE	53,553
10-26-03	W	27-24	SEATTLE	52,131
11-2-03	L	14-17	at Arizona	23,531
11-9-03	W	34-27	HOUSTON	50,437
11-16-03	W	24-19	KANSAS CITY	64,923
11-23-03	W	34-27	at San Diego	52,069
11-30-03	W	24-20	at Pittsburgh	58,797
12-7-03	L	13-31	at Baltimore	69,468
12-14-03	W	41-38	SAN FRANCISCO	64,666
12-21-03	L	10-27	at St. Louis	66,061
12-28-03	L	14-22	CLEVELAND	65,362

TEAM STATISTICS	BENGALS	OPPONENTS
TOTAL FIRST DOWNS	313	320
Rushing	101	119
Passing	181	177
Penalty	31	24
3rd Down: Made-Att	102-228	85-206
3rd Down Pct.	44.7	41.3
4th Down: Made-Att	5-11	9-14
4th Down Pct.	45.5	64.3
POSSESSION AVG.	30:52	29:08
TOTAL NET YARDS	5329	5620
Avg. Per Game	333.1	351.3
Total Plays	1038	999
Avg. Per Play	5.1	5.6
NET YARDS RUSHING	1987	2218
Avg. Per Game	124.2	138.6
Total Rushes	481	461
NET YARDS PASSING	3342	3402
Avg. Per Game	208.9	212.6
Sacked-Yards Lost	37-249	30-196
Gross Yards	3591	3598
Att.-Completions	520-324	508-297
Completion Pct.	62.3	58.5
Had Intercepted	15	14
PUNTS-AVG.	77-39.5	67-42.5
Net Punting Avg.	32.2	35.1
PENALTIES-YARDS	107-846	108-921
FUMBLES-BALLS LOST	16-7	26-10
TOUCHDOWNS	40	43
Rushing	12	18
Passing	26	23
Returns	2	2

SCORE BY PERIODS	1	2	3	4	OT	PTS
BENGALS	83	115	49	99	0	346
OPPONENTS	71	117	74	116	6	384

SCORING	TD	TD-R	TD-P	TD-Rt	K-PAT	FG	S	PTS
Shayne Graham	0	0	0	0	40-40	22-25	0	106
Chad Johnson	10	0	10	0	—	—	0	60
Rudi Johnson	9	9	0	0	—	—	0	54
Peter Warrick	8	0	7	1	—	—	0	48
Kelley Washington	4	0	4	0	—	—	0	24
Corey Dillon	2	2	0	0	—	—	0	12
Jeremi Johnson	2	1	1	0	—	—	0	12
Matt Schobel	2	0	2	0	—	—	0	12
Brandon Bennett	1	0	1	0	—	—	0	6
Kevin Hardy	1	0	0	1	—	—	0	6
Reggie Kelly	1	0	1	0	—	—	0	6
BENGALS	40	12	26	2	40-40	22-25	0	346
OPPONENTS	43	18	23	2	38-38	28-33	0	384

Two-point conversions: None. BENGALS 0-0, OPPONENTS 2-4.

RUSHING	ATT	YDS	AVG	LG	TD
Rudi Johnson	215	957	4.5	54	9
Corey Dillon	138	541	3.9	39	2
Brandon Bennett	56	173	3.1	19	0
Peter Warrick	18	157	8.7	50	0
Jon Kitna	38	113	3.0	15	0
Jeremi Johnson	15	41	2.7	12	1
Kelley Washington	1	5	5.0	5	0
BENGALS	481	1987	4.1	54	12
OPPONENTS	461	2218	4.8	78t	18

RECEIVING	REC	YDS	AVG	LG	TD
Chad Johnson	90	1355	15.1	82t	10
Peter Warrick	79	819	10.4	77t	7
Brandon Bennett	25	176	7.0	16	1
Matt Schobel	24	332	13.8	45t	2
Kelley Washington	22	299	13.6	51t	4
Tony Stewart	21	212	10.1	21	0
Rudi Johnson	21	146	7.0	17	0
Jeremi Johnson	15	82	5.5	16	1
Reggie Kelly	13	81	6.2	13	1
Corey Dillon	11	71	6.5	14	0
Kevin Walter	3	18	6.0	9	0
BENGALS	324	3591	11.1	82t	26
OPPONENTS	297	3598	12.1	73t	23

INTERCEPTIONS	NO	YDS	AVG	LG	TD
Tory James	4	56	14.0	31	0
Jeff Burris	2	17	8.5	17	0
Brian Simmons	2	14	7.0	13	0
Rogers Beckett	2	11	5.5	11	0
Kevin Kaesviharn	1	10	10.0	10	0
Artrell Hawkins	1	8	8.0	8	0
Terrell Roberts	1	6	6.0	6	0
Mark Roman	1	1	1.0	1	0
BENGALS	14	123	8.8	31	0
OPPONENTS	15	225	15.0	83t	2

PUNTING	NO	YDS	AVG	NET	TB	IN-20	LG	BLK.
Kyle Richardson	49	1961	40.0	33.5	5	9	58	0
Nick Harris	28	1084	38.7	30.0	3	5	53	0
BENGALS	77	3045	39.5	32.2	8	14	58	0
OPPONENTS	67	2845	42.5	35.1	8	21	72	0

PUNT RETURNS	NO	FC	YDS	AVG	LG	TD
Peter Warrick	25	8	273	10.9	68t	1
Jeff Burris	5	0	58	11.6	34	0
BENGALS	30	8	331	11.0	68t	1
OPPONENTS	47	7	403	8.6	37	0

KICKOFF RETURNS	NO	YDS	AVG	LG	TD
Brandon Bennett	53	1146	21.6	46	0
Terrell Roberts	7	128	18.3	23	0
Kenny Watson	7	113	16.1	27	0
Rudi Johnson	2	23	11.5	15	0
Carl Powell	2	33	16.5	20	0
Jeremi Johnson	1	16	16.0	16	0
Glen Steele	1	2	2.0	2	0
Tony Stewart	1	13	13.0	13	0
BENGALS	74	1474	19.9	46	0
OPPONENTS	71	1470	20.7	45	0

FIELD GOALS	1-19	20-29	30-39	40-49	50+
Shayne Graham	0-0	5-5	10-10	7-8	0-2
BENGALS	0-0	5-5	10-10	7-8	0-2
OPPONENTS	1-1	11-12	9-11	5-7	2-2

Shayne Graham: (26G), (31G, 22G), (44G), (—), (39G, 37G, 54N, 30G), (44G, 37G), (30G, 25G), (—), (40G, 40G), (27G, 48N), (37G, 47G), (44G), (25G, 38G), (34G, 30G), (48G), (52N).

Opponents: (51G, 27G, 39G), (40G, 26G, 39G), (24N, 33G), (35N), (27G, 38G, 29G), (25G), (27G, 49B), (31G, 34N), (45G, 33G), (37G, 39G, 44N), (48G, 26G), (23G, 39G), (22G), (23G), (26G, 50G), (42G, 42G, 18G).

PASSING	ATT	CMP	YDS	CMP%	YDS/ATT	TD	TD%	INT	INT%	LG	SKD-YDS	RAT
Jon Kitna	520	324	3591	62.3	6.91	26	5.0	15	2.9	82t	37-249	87.4
BENGALS	520	324	3591	62.3	6.91	26	5.0	15	2.9	82t	37-249	87.4
OPPONENTS	508	297	3598	58.5	7.08	23	4.5	14	2.8	73t	30-196	83.9

USUAL STARTERS

OFFENSE		DEFENSE	
WR	Peter Warrick	LDE	Duane Clemons
LOT	Levi Jones	LDT	John Thornton
LG	Eric Steinbach	RDT	Tony Williams
C	Rich Braham	RDE	Justin Smith
RG	Mike Goff	SLB	Adrian Ross
ROT	Willie Anderson	MLB	Kevin Hardy
TE	Reggie Kelly	WLB	Brian Simmons
WR	Chad Johnson	LCB	Jeff Burris, Artrell Hawkins
QB	Jon Kitna		
HB	Corey Dillon	RCB	Tory James
FB	Jeremi Johnson	SS	Rogers Beckett, Kevin Kaesviharn
		FS	Mark Roman

DEFENSE*	ST	AT	TT	SKS-YDS	INT-YDS	PD	FF	FR-YDS
Brian Simmons	72	31	103	1.5-9	2-14	6	2	4-13
Kevin Hardy	59	33	92	1.5-11	0-0	4	1	1-10
Mark Roman	55	19	74	0.5-5	1-1	7	1	0-0
Rogers Beckett	50	17	67	3-24	2-11	5	1	0-0
Tory James	57	6	63	1-1	4-56	18	0	0-0
Justin Smith	41	19	60	5-16.5	0-0	3	1	0-0
Artrell Hawkins	50	5	55	0-0	1-8	6	1	0-0
Adrian Ross	33	21	54	0-0	0-0	0	2	0-0
Kevin Kaesviharn	42	9	51	1-8	1-10	4	0	0-0
Duane Clemons	35	7	42	6-46	0-0	4	1	1-0
Tony Williams	28	10	38	2-9	0-0	0	1	1-(-1)
Jeff Burris	33	3	36	0-0	2-17	6	1	0-0
John Thornton	19	12	31	6-42	0-0	3	1	2-2
Oliver Gibson	17	7	24	0.5-3.5	0-0	3	0	0-0
Glen Steele	17	5	22	0.5-5.5	0-0	0	0	0-0
Carl Powell	10	10	20	0.5-2.5	0-0	1	1	1-0
Terrell Roberts	13	3	16	1-13	1-6	1	1	0-0
Marquand Manuel	9	2	11	0-0	0-0	1	0	0-0
Dwayne Levels	5	5	10	0-0	0-0	0	0	0-0
Riall Johnson	2	6	8	0-0	0-0	0	0	0-0
Reggie Myles	4	0	4	0-0	0-0	0	0	0-0

SPECIAL TEAMS*	ST	AT	TT	FF	FR-YDS	BP	BFG	BXP
Rogers Beckett	12	4	16	1	0-0	0	0	0
Reggie Myles	12	4	16	0	0-0	0	0	0
Riall Johnson	11	2	13	0	0-0	0	0	0
Kevin Kaesviharn	10	3	13	0	0-0	0	0	0
Khalid Abdullah	8	2	10	0	0-0	0	0	0
Brandon Bennett	6	2	8	0	0-0	0	0	0
Brad St. Louis	7	0	7	0	0-0	0	0	0
Shayne Graham	5	1	6	0	0-0	0	0	0
Kevin Walter	3	3	6	0	0-0	0	0	0
Dwayne Levels	5	0	5	0	0-0	0	0	0
Marquand Manuel	3	2	5	0	0-0	0	0	0
Tory James	4	0	4	0	0-0	0	0	0
Terrell Roberts	4	0	4	0	0-0	0	0	0
Kenny Watson	4	0	4	0	0-0	0	0	0
Jeff Burris	3	1	4	0	0-0	0	0	0
Chris Edmonds	2	2	4	0	0-0	0	0	0
Adrian Ross	3	0	3	0	0-0	0	0	0
Tony Stewart	3	0	3	0	0-0	0	0	0
Artrell Hawkins	1	2	3	0	0-0	0	0	0
Frank Chamberlin	1	0	1	0	0-0	0	0	0
John Thornton	0	0	0	0	0-0	0	1	0

MISCELLANEOUS DEFENSE*	ST	AT	TT	FF	FR-YDS
Peter Warrick	4	0	4	0	0-0
Brandon Bennett	2	0	2	0	0-0
Levi Jones	2	0	2	0	0-0
Matt Schobel	2	0	2	0	0-0
Mike Goff	1	0	1	0	0-0
Chad Johnson	1	0	1	0	0-0
Rudi Johnson	1	0	1	0	0-0
Jon Kitna	1	0	1	0	0-0
Scott Rehberg	1	0	1	0	0-0
Eric Steinbach	1	0	1	0	0-0

* *NOTE: All defensive statistics above are press box statistics produced at the games.*

2004 STATISTICS

RECORD: 8-8-0

HEAD COACH: MARVIN LEWIS

DATE	W-L	SCORE	OPPONENT	ATTENDANCE
9-12-04	L	24-31	at N.Y. Jets	77,230
9-19-04	W	16-13	MIAMI	65,705
9-26-04	L	9-23	BALTIMORE	65,575
10-3-04	L	17-28	at Pittsburgh	62,402
10-10-04			— BYE —	
10-17-04	L	17-34	at Cleveland	73,263
10-25-04	W	23-10	DENVER	65,806
10-31-04	L	20-27	at Tennessee	68,932
11-7-04	W	26-3	DALLAS	65,721
11-14-04	W	17-10	at Washington	87,786
11-21-04	L	14-19	PITTSBURGH	65,780
11-28-04	W	58-48	CLEVELAND	65,677
12-5-04	W	27-26	at Baltimore	69,695
12-12-04	L	28-35	at New England	68,756
12-19-04	L	17-33	BUFFALO	65,378
12-26-04	W	23-22	N.Y. GIANTS	64,606
1-2-05	W	38-10	at Philadelphia	67,074

TEAM STATISTICS	BENGALS	OPPONENTS
TOTAL FIRST DOWNS	286	303
Rushing	93	123
Passing	172	158
Penalty	21	22
3rd Down: Made-Att	88-219	80-218
3rd Down Pct.	40.2	36.7
4th Down: Made-Att	6-12	5-15
4th Down Pct.	50.0	33.3
POSSESSION AVG.	29:20	30:40
TOTAL NET YARDS	5140	5365
Avg. Per Game	321.3	335.3
Total Plays	1004	1031
Avg. Per Play	5.1	5.2
NET YARDS RUSHING	1839	2062
Avg. Per Game	114.9	128.9
Total Rushes	437	474
NET YARDS PASSING	3301	3303
Avg. Per Game	206.3	206.4
Sacked-Yards Lost	31-219	37-257
Gross Yards	3520	3560
Att.-Completions	536-324	520-313
Completion Pct.	60.4	60.2
Had Intercepted	22	20
PUNTS-AVG.	84-41.7	79-41.9
Net Punting Avg.	35.5	35.7
PENALTIES-YARDS	103-810	106-887
FUMBLES-BALLS LOST	17-10	40-16
TOUCHDOWNS	42	41
Rushing	14	11
Passing	23	23
Returns	5	7

SCORE BY PERIODS	1	2	3	4	OT	PTS
BENGALS	69	108	96	101	0	374
OPPONENTS	75	117	82	98	0	372

SCORING	TD	TD-R	TD-P	TD-Rt	K-PAT	FG	S	PTS
Shayne Graham	0	0	0	0	41-41	27-31	0	122
Rudi Johnson	12	12	0	0	—	—	0	72
Chad Johnson	9	0	9	0	—	—	0	54
T.J. Houshmandzadeh	4	0	4	0	—	—	0	24
Matt Schobel	4	0	4	0	—	—	0	24
Kelley Washington	3	0	3	0	—	—	0	18
Robert Geathers	1	0	0	1	—	—	0	6
Jeremi Johnson	1	0	1	0	—	—	0	6
Kevin Kaesviharn	1	0	0	1	—	—	0	6
Kyle Larson	1	1	0	0	—	—	0	6
Deltha O'Neal	1	0	0	1	—	—	0	6
Carson Palmer	1	1	0	0	—	—	0	6
Brian Simmons	1	0	0	1	—	—	0	6
Tony Stewart	1	0	1	0	—	—	0	6
Kenny Watson	1	0	1	0	—	—	0	6
Madieu Williams	1	0	0	1	—	—	0	6
BENGALS	42	14	23	5	41-41	27-31	0	374
OPPONENTS	41	11	23	7	40-40	28-31	1	372

Two-point conversions: None. BENGALS 0-1, OPPONENTS 0-1.

RUSHING	ATT	YDS	AVG	LG	TD
Rudi Johnson	361	1454	4.0	52	12
Kenny Watson	26	161	6.2	25	0
T.J. Houshmandzadeh	6	51	8.5	16	0
Carson Palmer	18	47	2.6	14	1
Jon Kitna	10	42	4.2	15	0
Chad Johnson	4	39	9.8	18	0
Cliff Russell	3	15	5.0	13	0
Peter Warrick	2	14	7.0	8	0
Kyle Larson	1	11	11.0	11t	1
Jeremi Johnson	3	5	1.7	4	0
Chris Perry	2	1	0.5	1	0
Kelley Washington	1	-1	-1.0	-1	0
BENGALS	437	1839	4.2	52	14
OPPONENTS	474	2062	4.4	75t	11

RECEIVING	REC	YDS	AVG	LG	TD
Chad Johnson	95	1274	13.4	53t	9
T.J. Houshmandzadeh	73	978	13.4	62	4
Kelley Washington	31	378	12.2	28	3
Kenny Watson	25	171	6.8	21	1
Matt Schobel	21	201	9.6	76t	4
Jeremi Johnson	16	53	3.3	9	1
Reggie Kelly	15	85	5.7	14	0
Rudi Johnson	15	84	5.6	30	0
Peter Warrick	11	127	11.5	30	0
Tony Stewart	10	48	4.8	9	1
Kevin Walter	8	67	8.4	18	0
Chris Perry	3	33	11.0	13	0
Cliff Russell	1	21	21.0	21	0
BENGALS	324	3520	10.9	76t	23
OPPONENTS	313	3560	11.4	99t	23

INTERCEPTIONS	NO	YDS	AVG	LG	TD
Tory James	8	66	8.3	23	0
Deltha O'Neal	4	60	15.0	31t	1
Madieu Williams	3	51	17.0	51t	1
Brian Simmons	2	61	30.5	50t	1
Robert Geathers	1	36	36.0	36t	1
Kim Herring	1	0	0.0	0	0
Carl Powell	1	-2	-2.0	-2	0
BENGALS	20	272	13.6	51t	4
OPPONENTS	22	446	20.3	62t	4

PUNTING	NO	YDS	AVG	NET	TB	IN-20	LG	BLK.
Kyle Larson	83	3499	42.2	35.5	7	21	66	1
BENGALS	84	3499	41.7	35.5	7	21	66	1
OPPONENTS	79	3309	41.9	35.7	8	23	69	0

PUNT RETURNS	NO	FC	YDS	AVG	LG	TD
Keiwan Ratliff	17	5	207	12.2	49	0
T.J. Houshmandzadeh	11	7	88	8.0	28	0
Deltha O'Neal	7	6	33	4.7	17	0
BENGALS	35	18	328	9.4	49	0
OPPONENTS	51	10	378	7.4	63	0

KICKOFF RETURNS	NO	YDS	AVG	LG	TD
Cliff Russell	39	872	22.4	40	0
Kenny Watson	13	240	18.5	32	0
T.J. Houshmandzadeh	10	227	22.7	32	0
Tony Stewart	3	20	6.7	10	0
Reggie Kelly	1	14	14.0	14	0
Langston Moore	1	15	15.0	15	0
Deltha O'Neal	1	15	15.0	15	0
BENGALS	68	1403	20.6	40	0
OPPONENTS	80	1573	19.7	41	0

FIELD GOALS	1-19	20-29	30-39	40-49	50+
Shayne Graham	0-0	7-7	10-12	7-8	3-4
BENGALS	0-0	7-7	10-12	7-8	3-4
OPPONENTS	0-0	13-13	8-8	7-10	0-0

Shayne Graham: (22G), (38N, 48G, 36G, 39G), (29G, 47G, 26G), (34G), (32G, 44N), (53G, 34G, 35G), (28G, 50G), (35G, 47G, 45G, 30G)(41G), (—), (21G, 32G, 36G), (53N, 41G, 24G), (—), (24G), (42G), (37N, 50G).

Opponents: (21G), (43G, 47G), (21G), (—), (23G, 33G), (49N, 29G), (23G, 45G), (24G), (47N, 33G), (32G), (23G, 29G), (20G, 22G, 38G, 45G), (—), (23G, 39G, 21G, 33G), (31G, 36G, 44G, 41G, 28G), (45N, 46G).

PASSING	ATT	CMP	YDS	CMP%	YDS/ATT	TD	TD%	INT	INT%	LG	SKD-YDS	RAT
Carson Palmer	432	263	2897	60.9	6.71	18	4.2	18	4.2	76t	25-178	77.3
Jon Kitna	104	61	623	58.7	5.99	5	4.8	4	3.8	30	6-41	75.9
BENGALS	536	324	3520	60.4	6.57	23	4.3	22	4.1	76t	31-219	77.0
OPPONENTS	520	313	3560	60.2	6.85	23	4.4	20	3.8	99t	37-257	79.5

USUAL STARTERS

OFFENSE		DEFENSE	
WR	Chad Johnson	LDE	Duane Clemons
LOT	Levi Jones	LDT	John Thornton
LG	Eric Steinbach	RDT	Tony Williams, Langston Moore
C	Rich Braham, Jerry Fontenot	RDE	Justin Smith
RG	Bobbie Williams	SLB	Kevin Hardy
ROT	Willie Anderson	MLB	Landon Johnson
TE	Reggie Kelly	WLB	Brian Simmons
WR	T.J. Houshmandzadeh	LCB	Deltha O'Neal
QB	Carson Palmer	RCB	Tory James
HB	Rudi Johnson	SS	Kim Herring, Kevin Kaesviharn, Rogers Beckett
FB	Jeremi Johnson, Tony Stewart (TE)	FS	Madieu Williams

DEFENSE*	ST	AT	TT	SKS-YDS	INT-YDS	PD	FF	FR-YDS
Brian Simmons	76	31	107	1-9	2-61	4	3	1-18
Madieu Williams	76	15	91	2-19	3-51	11	0	2-(-3)
Landon Johnson	57	27	84	2-14	0-0	2	2	1-0
Justin Smith	42	29	71	8-70.5	0-0	2	2	2-0
Kevin Hardy	42	27	69	4-18	0-0	4	0	0-0
Tory James	58	5	63	0-0	8-66	13	2	1-0
Kim Herring	49	13	62	0-0	1-0	6	1	0-0
Kevin Kaesviharn	44	14	58	0-0	0-0	8	0	1-3
John Thornton	37	20	57	3-16	0-0	4	0	0-0
Duane Clemons	32	18	50	6.5-41.5	0-0	1	2	0-0
Deltha O'Neal	35	5	40	1-8	4-60	15	1	0-0
Keiwan Ratliff	27	8	35	0-0	0-0	5	0	1-0
Langston Moore	22	9	31	1-7	0-0	0	1	0-0
Caleb Miller	17	11	28	0-0	0-0	0	0	1-0
Carl Powell	16	6	22	2-14	1-(-2)	1	1	0-0
Nate Webster	16	5	21	1-8	0-0	2	1	1-0
Rogers Beckett	14	5	19	0-0	0-0	1	0	0-0
Tony Williams	10	6	16	0-0	0-0	0	0	0-0
Robert Geathers	7	6	13	3.5-27	1-36	6	1	0-0
Terrell Roberts	8	1	9	0-0	0-0	2	0	0-0
Anthony Mitchell	4	1	5	0-0	0-0	0	0	1-0
Larry Stevens	2	3	5	0-0	0-0	0	0	0-0
Rashad Bauman	2	1	3	0-0	0-0	0	0	0-0
Marcus Wilkins	0	3	3	0-0	0-0	0	0	0-0
Shaun Smith	2	0	2	0-0	0-0	0	0	0-0
Matthias Askew	0	2	2	0-0	0-0	0	0	0-0
Terrance Martin	1	0	1	0-0	0-0	0	0	0-0
(team)	—	—	—	2-5	—	—	—	—

SPECIAL TEAMS*	ST	AT	TT	FF	FR-YDS	BP	BFG	BXP
Reggie Myles	20	3	23	2	1-0	0	0	0
Marcus Wilkins	13	6	19	2	2-0	0	0	0
Anthony Mitchell	9	5	14	0	0-0	0	0	0
Kenny Watson	8	5	13	1	0-0	0	0	0
Madieu Williams	10	2	12	0	0-0	0	0	0
Kevin Walter	11	0	11	0	0-0	0	0	0
Kevin Kaesviharn	6	2	8	0	0-0	0	0	0
Larry Stevens	4	4	8	0	0-0	0	0	0
Tony Stewart	4	4	8	0	0-0	0	0	0
Caleb Miller	5	2	7	0	0-0	0	0	0
Landon Johnson	5	0	5	0	0-0	0	0	0
Shayne Graham	3	1	4	0	0-0	0	0	0
Matt Schobel	3	1	4	0	1-0	0	0	0
Keiwan Ratliff	2	2	4	1	0-0	0	0	0
Robert Geathers	2	1	3	0	0-0	0	0	0
Brad St. Louis	2	1	3	0	0-0	0	0	0
Kyle Larson	1	2	3	0	0-0	0	0	0
Rashad Bauman	2	0	2	0	0-0	0	0	0
Kim Herring	2	0	2	0	0-0	0	0	0
Elton Patterson	1	0	1	0	0-0	0	0	0
Terrell Roberts	1	0	1	0	0-0	0	0	0
Cliff Russell	1	0	1	0	0-0	0	0	0

MISCELLANEOUS DEFENSE*	ST	AT	TT	FF	FR-YDS
Eric Steinbach	4	1	5	0	0-0
T.J. Houshmandzadeh	3	0	3	0	0-0
Bobbie Williams	3	0	3	0	0-0
Rich Braham	2	0	2	0	0-0
Chad Johnson	2	0	2	0	0-0
Kenny Watson	2	0	2	0	0-0
Willie Anderson	1	1	2	0	0-0
Jerry Fontenot	1	0	1	0	0-0
Jeremi Johnson	1	0	1	0	0-0
Levi Jones	1	0	1	0	0-0
Reggie Kelly	1	0	1	0	0-0
Jon Kitna	1	0	1	0	0-0
Tony Stewart	1	0	1	1	0-0
Kevin Walter	1	0	1	0	0-0

* *NOTE: All defensive statistics above are press box statistics produced at the games.*

2005 STATISTICS

RECORD: 11-5-0

HEAD COACH: MARVIN LEWIS
(BENGALS WON AFC NORTH DIVISION; SEE POSTSEASON PORTION OF TEAM HISTORY SECTION FOR POSTSEASON STATS)

DATE	W-L	SCORE	OPPONENT	ATTENDANCE
9-11-05	W	27-13	at Cleveland	73,013
9-18-05	W	37-8	MINNESOTA	65,763
9-25-05	W	24-7	at Chicago	62,045
10-2-05	W	16-10	HOUSTON	65,714
10-9-05	L	20-23	at Jacksonville	66,137
10-16-05	W	31-23	at Tennessee	69,149
10-23-05	L	13-27	PITTSBURGH	66,104
10-30-05	W	21-14	GREEN BAY	65,940
11-6-05	W	21-9	at Baltimore	70,540
11-13-05			— BYE —	
11-20-05	L	37-45	INDIANAPOLIS	65,995
11-27-05	W	42-29	BALTIMORE	65,680
12-4-05	W	38-31	at Pittsburgh	63,044
12-11-05	W	23-20	CLEVELAND	65,788
12-18-05	W	41-17	at Detroit	61,749
12-24-05	L	27-37	BUFFALO	65,485
1-1-06	L	3-37	at Kansas City	77,211

TEAM STATISTICS	BENGALS	OPPONENTS
TOTAL FIRST DOWNS	342	321
Rushing	109	109
Passing	203	185
Penalty	30	27
3rd Down: Made-Att	84-196	81-190
3rd Down Pct.	42.9	42.6
4th Down: Made-Att	3-10	6-14
4th Down Pct.	30.0	42.9
POSSESSION AVG.	30:52	29:09
TOTAL NET YARDS	5730	5419
Avg. Per Game	358.1	338.7
Total Plays	1018	976
Avg. Per Play	5.6	5.6
NET YARDS RUSHING	1910	1850
Avg. Per Game	119.4	115.6
Total Rushes	459	429
NET YARDS PASSING	3820	3569
Avg. Per Game	238.8	223.1
Sacked-Yards Lost	21-115	28-180
Gross Yards	3935	3749
Att.-Completions	538-362	519-324
Completion Pct.	67.3	62.4
Had Intercepted	14	31
PUNTS-AVG.	61-42.5	50-42.1
Net Punting Avg.	35.6	37.4
PENALTIES-YARDS	110-920	110-985
FUMBLES-BALLS LOST	18-6	31-13
TOUCHDOWNS	48	39
Rushing	15	16
Passing	32	21
Returns	1	2

SCORE BY PERIODS	1	2	3	4	OT	PTS
BENGALS	84	147	98	92	0	421
OPPONENTS	60	102	89	99	0	350

SCORING	TD	TD-R	TD-P	TD-Rt	K-PAT	FG	S	PTS
Shayne Graham	0	0	0	0	47-47	28-32	0	131
Rudi Johnson	12	12	0	0	—	—	0	72
Chad Johnson	9	0	9	0	—	—	0	54
T.J. Houshmandzadeh	8	1	7	0	—	—	0	48
Chris Henry	6	0	6	0	—	—	0	36
Jeremi Johnson	3	0	3	0	—	—	0	18
Chris Perry	2	0	2	0	—	—	0	12
Tab Perry	2	1	1	0	—	—	0	12
Matt Schobel	1	0	1	0	—	—	0	8
Reggie Kelly	1	0	1	0	—	—	0	6
Carson Palmer	1	1	0	0	—	—	0	6
Odell Thurman	1	0	0	1	—	—	0	6
Kevin Walter	1	0	1	0	—	—	0	6
Kelley Washington	1	0	1	0	—	—	0	6
BENGALS	48	15	32	1	47-47	28-32	0	421
OPPONENTS	39	16	21	2	37-37	25-28	0	350

Two-point conversions: Matt Schobel. BENGALS 1-1, OPPONENTS 2-2.

RUSHING	ATT	YDS	AVG	LG	TD
Rudi Johnson	337	1458	4.3	33	12
Chris Perry	61	279	4.6	30	0
T.J. Houshmandzadeh	8	62	7.8	17	1
Carson Palmer	34	41	1.2	14	1
Chad Johnson	5	33	6.6	11	0
Jeremi Johnson	8	14	1.8	5	0
Jon Kitna	2	14	7.0	11	0
Tab Perry	3	9	3.0	7	1
Nick Luchey	1	0	0.0	0	0
BENGALS	459	1910	4.2	33	15
OPPONENTS	429	1850	4.3	49t	16

RECEIVING	REC	YDS	AVG	LG	TD
Chad Johnson	97	1432	14.8	70t	9
T.J. Houshmandzadeh	78	956	12.3	43t	7
Chris Perry	51	328	6.4	28	2
Chris Henry	31	422	13.6	47	6
Rudi Johnson	23	90	3.9	15	0
Kevin Walter	19	211	11.1	33	1
Matt Schobel	18	193	10.7	28	1
Reggie Kelly	15	90	6.0	16	1
Jeremi Johnson	12	65	5.4	27t	3
Kelley Washington	10	101	10.1	18t	1
Tony Stewart	4	26	6.5	10	0
Tab Perry	4	21	5.3	13	1
BENGALS	362	3935	10.9	70t	32
OPPONENTS	324	3749	11.6	68t	21

INTERCEPTIONS	NO	YDS	AVG	LG	TD
Deltha O'Neal	10	103	10.3	37	0
Odell Thurman	5	59	11.8	30t	1
Tory James	5	5	1.0	5	0
Keiwan Ratliff	3	52	17.3	35	0
Kevin Kaesviharn	3	9	3.0	6	0
Brian Simmons	2	15	7.5	16	0
Ifeanyi Ohalete	1	15	15.0	15	0
Madieu Williams	1	2	2.0	2	0
John Thornton	1	0	0.0	0	0
BENGALS	31	260	8.4	37	1
OPPONENTS	14	247	17.6	55	1

PUNTING	NO	YDS	AVG	NET	TB	IN-20	LG	BLK.
Kyle Larson	60	2591	43.2	35.6	8	13	75	1
BENGALS	61	2591	42.5	35.6	8	13	75	1
OPPONENTS	50	2106	42.1	37.4	4	18	56	0

PUNT RETURNS	NO	FC	YDS	AVG	LG	TD
Keiwan Ratliff	28	14	157	5.6	13	0
BENGALS	28	14	157	5.6	13	0
OPPONENTS	32	7	260	8.1	27	0

KICKOFF RETURNS	NO	YDS	AVG	LG	TD
Tab Perry	64	1562	24.4	94	0
Matt Schobel	2	4	2.0	4	0
Deltha O'Neal	1	14	14.0	14	0
BENGALS	67	1580	23.6	94	0
OPPONENTS	85	1787	21.0	99t	1

FIELD GOALS	1-19	20-29	30-39	40-49	50+
Shayne Graham	0-0	11-11	10-11	7-9	0-1
BENGALS	0-0	11-11	10-11	7-9	0-1
OPPONENTS	1-1	12-12	7-8	3-4	2-3

Shayne Graham: (32G, 23G), (40G, 29G, 30G), (33G), (24G, 42N, 27G, 46G), (31G, 48G), (52N, 21G), (30N, 26G, 39G), (—), (48N), (43G, 41G, 44G), (26G, 31G), (30G), (21G, 27G, 37G), (28G, 33G), (31G, 27G), (49G).

Opponents: (29G, 34G), (—), (39N), (28G), (32G, 51G, 53G), (24G, 29G, 47G), (27G, 39G), (—), (34G, 32G, 31G), (19G), (54N), (23G), (41G, 29G), (45G), (21G, 24G, 48N, 22G), (39G, 24G, 23G).

PASSING	ATT	CMP	YDS	CMP%	YDS/ATT	TD	TD%	INT	INT%	LG	SKD-YDS	RAT
Carson Palmer	509	345	3836	67.8	7.54	32	6.3	12	2.4	70t	19-105	101.1
Jon Kitna	29	17	99	58.6	3.41	0	0.0	2	6.9	16	2-10	36.4
BENGALS	538	362	3935	67.3	7.31	32	5.9	14	2.6	70t	21-115	97.6
OPPONENTS	519	324	3749	62.4	7.22	21	4.0	31	6.0	68t	28-180	72.8

USUAL STARTERS

OFFENSE		DEFENSE	
WR	Chad Johnson	LDE	Justin Smith
LOT	Levi Jones	LDT	Bryan Robinson,
LG	Eric Steinbach		Shaun Smith
C	Rich Braham	RDT	John Thornton
RG	Bobbie Williams	RDE	Robert Geathers
ROT	Willie Anderson	SLB	Landon Johnson,
TE	Reggie Kelly		David Pollack
WR	T.J. Houshmandzadeh	MLB	Odell Thurman
QB	Carson Palmer	WLB	Brian Simmons
HB	Rudi Johnson	LCB	Deltha O'Neal
FB	Jeremi Johnson	RCB	Tory James
		SS	Ifeanyi Ohalete
		FS	Kevin Kaesviharn

DEFENSE*	ST	AT	TT	SKS-YDS	INT-YDS	PD	FF	FR-YDS
Odell Thurman	68	37	105	1.5-13	5-59	9	4	0-0
Kevin Kaesviharn	63	24	87	1-6	3-9	8	0	3-0
Brian Simmons	52	32	84	4-29	2-15	7	3	0-0
Landon Johnson	58	24	82	0-0	0-0	2	1	0-0
Justin Smith	45	21	66	6-24	0-0	2	1	1-0
Deltha O'Neal	56	9	65	0-0	10-103	20	0	1-26
Tory James	49	8	57	0-0	5-5	14	1	1-26
Ifeanyi Ohalete	36	15	51	0-0	1-15	2	0	0-0
Keiwan Ratliff	37	6	43	0-0	3-52	3	1	1-0
John Thornton	24	18	42	2-14	1-0	1	2	1-0
Robert Geathers	25	9	34	3-20	0-0	1	1	0-0
David Pollack	22	6	28	4.5-34	0-0	1	0	1-6
Shaun Smith	18	8	26	0-0	0-0	0	0	0-0
Madieu Williams	16	5	21	0-0	1-2	3	0	0-0
Anthony Mitchell	17	2	19	1-4	0-0	0	0	0-0
Bryan Robinson	9	9	18	0-0	0-0	0	0	0-0
Carl Powell	9	4	13	1-4	0-0	1	0	0-0
Duane Clemons	10	2	12	2-12	0-0	1	0	1-0
Rashad Bauman	8	0	8	0-0	0-0	1	0	0-0
Caleb Miller	6	1	7	0-0	0-0	0	0	1-0
Matthias Askew	2	2	4	0-0	0-0	0	1	0-0
Jonathan Fanene	2	1	3	0-0	0-0	0	0	0-0
Patrick Body	1	0	1	0-0	0-0	0	0	0-0
Hannibal Navies	1	0	1	0-0	0-0	0	0	0-0
(team)	—	—	—	2-20	—	—	—	—

SPECIAL TEAMS*	ST	AT	TT	FF	FR-YDS	BP	BFG	BXP
Marcus Wilkins	11	5	16	1	0-0	0	0	0
Kevin Walter	10	6	16	0	0-0	0	0	0
Tab Perry	10	2	12	1	1-0	0	0	0
Shayne Graham	7	4	11	0	0-0	0	0	0
Anthony Mitchell	5	6	11	0	0-0	0	0	0
Hannibal Navies	9	1	10	1	1-0	0	0	0
Caleb Miller	6	3	9	0	0-0	0	0	0
Greg Brooks	7	1	8	0	0-0	0	0	0
Tony Stewart	4	4	8	0	0-0	0	0	0
Reggie Myles	5	0	5	0	0-0	0	0	0
Landon Johnson	3	2	5	0	0-0	0	0	0
Ifeanyi Ohalete	4	0	4	0	0-0	0	0	0
Rashad Bauman	3	1	4	0	0-0	0	0	0
Patrick Body	3	0	3	0	0-0	0	0	0
Keiwan Ratliff	3	0	3	0	0-0	0	0	0
Larry Stevens	2	1	3	0	0-0	0	0	0
Kyle Larson	2	0	2	0	0-0	0	0	0
Brad St. Louis	2	0	2	0	0-0	0	0	0
Madieu Williams	1	1	2	0	0-0	0	0	0
Reggie Kelly	1	0	1	0	0-0	0	0	0
Matt Schobel	1	0	1	0	0-0	0	0	0
Kenny Watson	1	0	1	0	0-0	0	0	0
Tory James	0	1	1	0	0-0	0	0	0

MISCELLANEOUS DEFENSE*	ST	AT	TT	FF	FR-YDS
T.J. Houshmandzadeh	4	0	4	0	0-0
Bobbie Williams	4	0	4	0	0-0
Willie Anderson	2	0	2	0	0-0
Matt Schobel	2	0	2	0	0-0
Levi Jones	1	0	1	1	0-0
Reggie Kelly	1	0	1	0	0-0
Carson Palmer	1	0	1	0	0-0
Chris Perry	1	0	1	0	0-0
Eric Steinbach	1	0	1	0	0-0
Tony Stewart	1	0	1	0	0-0

* *NOTE: All defensive statistics above are press box statistics produced at the games.*

2006 STATISTICS

RECORD: 8-8-0

HEAD COACH: MARVIN LEWIS

DATE	W-L	SCORE	OPPONENT	ATTENDANCE
9-10-06	W	23-10	at Kansas City	77,956
9-17-06	W	34-17	CLEVELAND	66,072
9-24-06	W	28-20	at Pittsburgh	64,922
10-1-06	L	13-38	NEW ENGLAND	66,035
10-8-06			— BYE —	
10-15-06	L	13-14	at Tampa Bay	65,732
10-22-06	W	17-14	CAROLINA	65,964
10-29-06	L	27-29	ATLANTA	65,978
11-5-06	L	20-26	at Baltimore	70,792
11-12-06	L	41-49	SAN DIEGO	65,917
11-19-06	W	31-16	at New Orleans	68,001
11-26-06	W	30-0	at Cleveland	72,926
11-30-06	W	13-7	BALTIMORE	65,973
12-10-06	W	27-10	OAKLAND	65,882
12-18-06	L	16-34	at Indianapolis	57,292
12-24-06	L	23-24	at Denver	75,759
12-31-06	L	17-23 (OT)	PITTSBURGH	66,049

TEAM STATISTICS	BENGALS	OPPONENTS
TOTAL FIRST DOWNS	313	337
Rushing	88	109
Passing	200	206
Penalty	25	22
3rd Down: Made-Att	72-201	88-211
3rd Down Pct.	35.8	41.7
4th Down: Made-Att	6-9	11-21
4th Down Pct.	66.7	52.4
POSSESSION AVG.	28:34	31:26
TOTAL NET YARDS	5462	5681
Avg. Per Game	341.4	355.1
Total Plays	994	1038
Avg. Per Play	5.5	5.5
NET YARDS RUSHING	1629	1863
Avg. Per Game	101.8	116.4
Total Rushes	435	448
NET YARDS PASSING	3833	3818
Avg. Per Game	239.6	238.6
Sacked-Yards Lost	36-233	35-211
Gross Yards	4066	4029
Att.-Completions	523-327	555-349
Completion Pct.	62.5	62.9
Had Intercepted	13	19
PUNTS-AVG.	77-44.5	72-43.5
Net Punting Avg.	38.6	37.4
PENALTIES-YARDS	92-717	97-836
FUMBLES-BALLS LOST	25-11	24-12
TOUCHDOWNS	43	40
Rushing	14	15
Passing	28	24
Returns	1	1

SCORE BY PERIODS	1	2	3	4	OT	PTS
BENGALS	86	111	58	118	0	373
OPPONENTS	50	76	85	114	6	331

SCORING	TD	TD-R	TD-P	TD-Rt	K-PAT	FG	S	PTS
Shayne Graham	0	0	0	0	40-42	25-30	0	115
Rudi Johnson	12	12	0	0	—	—	0	72
Chris Henry	9	0	9	0	—	—	0	54
T.J. Houshmandzadeh	9	0	9	0	—	—	0	54
Chad Johnson	7	0	7	0	—	—	0	42
Jeremi Johnson	1	1	0	0	—	—	0	6
Reggie Kelly	1	0	1	0	—	—	0	6
Ethan Kilmer	1	0	0	1	—	—	0	6
Tony Stewart	1	0	1	0	—	—	0	6
Kelley Washington	1	0	1	0	—	—	0	6
Kenny Watson	1	1	0	0	—	—	0	6
BENGALS	43	14	28	1	40-42	25-30	0	373
OPPONENTS	40	15	24	1	37-38	18-25	0	331

Two-point conversions: None. BENGALS 0-1, OPPONENTS 0-1.

RUSHING	ATT	YDS	AVG	LG	TD
Rudi Johnson	341	1309	3.8	22t	12
Kenny Watson	25	138	5.5	18	1
Chris Perry	10	57	5.7	18	0
Jeremi Johnson	15	56	3.7	15	1
Carson Palmer	26	37	1.4	11	0
Chad Johnson	6	24	4.0	8	0
Reggie McNeal	1	8	8.0	8	0
T.J. Houshmandzadeh	3	6	2.0	13	0
Tab Perry	2	4	2.0	2	0
Quincy Wilson	2	2	1.0	5	0
Anthony Wright	4	-12	-3.0	-1	0
BENGALS	435	1629	3.7	22t	14
OPPONENTS	448	1863	4.2	41	15

RECEIVING	REC	YDS	AVG	LG	TD
T.J. Houshmandzadeh	90	1081	12.0	40t	9
Chad Johnson	87	1369	15.7	74t	7
Chris Henry	36	605	16.8	71	9
Kenny Watson	23	213	9.3	46	0
Rudi Johnson	23	124	5.4	18	0
Reggie Kelly	21	254	12.1	32	1
Tony Stewart	14	120	8.6	26	1
Kelley Washington	9	115	12.8	22t	1
Chris Perry	9	42	4.7	12	0
Jeremi Johnson	6	37	6.2	17	0
Tab Perry	5	81	16.2	30	0
Antonio Chatman	3	22	7.3	10	0
Glenn Holt	1	3	3.0	3	0
BENGALS	327	4066	12.4	74t	28
OPPONENTS	349	4029	11.5	75	24

INTERCEPTIONS	NO	YDS	AVG	LG	TD
Kevin Kaesviharn	6	24	4.0	22	0
Tory James	4	44	11.0	28	0
Madieu Williams	3	33	11.0	25	0
Brian Simmons	2	5	2.5	5	0
Ethan Kilmer	1	52	52.0	52t	1
Dexter Jackson	1	46	46.0	46	0
Deltha O'Neal	1	42	42.0	42	0
Landon Johnson	1	2	2.0	2	0
BENGALS	19	248	13.1	52t	1
OPPONENTS	13	180	13.8	49t	1

PUNTING	NO	YDS	AVG	NET	TB	IN-20	LG	BLK.
Kyle Larson	77	3428	44.5	38.6	11	26	67	0
BENGALS	77	3428	44.5	38.6	11	26	67	0
OPPONENTS	72	3131	43.5	37.4	10	22	65	0

PUNT RETURNS	NO	FC	YDS	AVG	LG	TD
Keiwan Ratliff	27	9	176	6.5	38	0
Antonio Chatman	8	3	53	6.6	19	0
Deltha O'Neal	1	2	10	10.0	10	0
BENGALS	36	14	239	6.6	38	0
OPPONENTS	42	9	236	5.6	43	0

KICKOFF RETURNS	NO	YDS	AVG	LG	TD
Chris Perry	21	412	19.6	36	0
Glenn Holt	17	419	24.6	38	0
Kenny Watson	10	198	19.8	34	0
Antonio Chatman	4	93	23.3	31	0
Tab Perry	4	69	17.3	34	0
Reggie Kelly	2	8	4.0	8	0
Tony Stewart	1	10	10.0	10	0
Keiwan Ratliff	0f	0	—	—	0
BENGALS	59	1209	20.5	38	0
OPPONENTS	70	1472	21.0	49	0

FIELD GOALS	1-19	20-29	30-39	40-49	50+
Shayne Graham	0-0	9-9	8-9	6-8	2-4
BENGALS	0-0	9-9	8-9	6-8	2-4
OPPONENTS	0-0	5-6	9-9	4-8	0-2

Shayne Graham: (37G, 42G, 36G), (44N, 37G, 37G), (—), (40G, 45G), (37G, 47G, 62N), (23G), (51G, 26G), (51G, 31G), (51N, 21G, 44G), (21G), (24G), (23G, 27G, 46N), (—), (27G, 30G, 28G), (46G), (34G, 39N).

Opponents: (29G, 51N), (30G), (48B, 37G, 36G), (48N, 24G), (43N), (—), (42G, 40G, 39G), (43G, 25G, 36G, 35G), (—), (24G), (48N), (29N), (51N, 33G), (30G, 44G), (24G), (35G).

PASSING	ATT	CMP	YDS	CMP%	YDS/ATT	TD	TD%	INT	INT%	LG	SKD-YDS	RAT
Carson Palmer	520	324	4035	62.3	7.76	28	5.4	13	2.5	74t	36-233	93.9
Anthony Wright	3	3	31	100.0	10.33	0	0.0	0	0.0	22	0-0	109.7
BENGALS	523	327	4066	62.5	7.77	28	5.4	13	2.5	74t	36-233	94.1
OPPONENTS	555	349	4029	62.9	7.26	24	4.3	19	3.4	75	35-211	84.9

USUAL STARTERS

OFFENSE		DEFENSE	
WR	Chad Johnson	LDE	Bryan Robinson
LOT	Andrew Whitworth, Levi Jones	LDT	Sam Adams
		RDT	John Thornton
LG	Eric Steinbach	RDE	Justin Smith
C	Eric Ghiaciuc	SLB	Rashad Jeanty
RG	Bobbie Williams	MLB	Brian Simmons, Ahmad Brooks, Caleb Miller
ROT	Willie Anderson		
TE	Reggie Kelly		
WR	T.J. Houshmandzadeh	WLB	Landon Johnson
QB	Carson Palmer	LCB	Johnathan Joseph, Deltha O'Neal
HB	Rudi Johnson		
FB	Jeremi Johnson	RCB	Tory James
		SS	Dexter Jackson, Kevin Kaesviharn
		FS	Madieu Williams

DEFENSE*	ST	AT	TT	SKS-YDS	INT-YDS	PD	FF	FR-YDS
Landon Johnson	73	34	107	0.5-4	1-2	5	3	0-0
Caleb Miller	61	30	91	1-7	0-0	3	1	1-0
Madieu Williams	63	19	82	0-0	3-33	13	1	0-0
Justin Smith	49	31	80	7.5-50.5	0-0	3	1	2-0
Brian Simmons	34	27	61	0-0	2-5	5	1	1-0
Kevin Kaesviharn	46	14	60	4-23	6-24	9	1	0-0
Johnathan Joseph	45	12	57	0-0	0-0	20	0	1-0
Dexter Jackson	39	16	55	1-4	1-46	4	0	1-0
Rashad Jeanty	35	20	55	0-0	0-0	2	1	0-0
Tory James	34	9	43	0-0	4-44	14	0	0-0
John Thornton	28	15	43	2-13	0-0	3	1	1-0
Domata Peko	21	22	43	2.5-19	0-0	0	1	0-0
Bryan Robinson	29	13	42	3-14	0-0	2	1	0-0
Robert Geathers	28	14	42	10.5-62.5	0-0	0	0	0-0
Deltha O'Neal	30	7	37	0-0	1-42	10	0	1-0
Ahmad Brooks	20	9	29	1-6	0-0	2	0	0-0
Keiwan Ratliff	13	4	17	0-0	0-0	2	0	0-0
Sam Adams	10	4	14	2-8	0-0	0	0	0-0
Shaun Smith	6	4	10	0-0	0-0	1	0	0-0
Jonathan Fanene	4	0	4	0-0	0-0	0	0	0-0
Herana-Daze Jones	2	2	4	0-0	0-0	0	0	0-0
Andre Frazier	2	1	3	0-0	0-0	1	0	0-0
Ethan Kilmer	2	1	3	0-0	1-52	1	0	0-0
Marcus Wilkins	1	0	1	0-0	0-0	0	0	0-0
David Pollack	0	1	1	0-0	0-0	0	0	0-0

SPECIAL TEAMS*	ST	AT	TT	FF	FR-YDS	BP	BFG	BXP
Herana-Daze Jones	12	6	18	1	0-0	0	0	0
Ethan Kilmer	12	4	16	0	1-0	0	0	0
Tony Stewart	8	6	14	0	2-0	0	0	0
Marcus Wilkins	8	6	14	0	0-0	0	0	0
Kenny Watson	8	2	10	0	0-0	0	0	0
Andre Frazier	6	4	10	0	0-0	0	0	0
Caleb Miller	5	5	10	0	0-0	0	0	0
Madieu Williams	5	3	8	1	0-0	0	0	0
Landon Johnson	5	1	6	0	0-0	0	0	0
Rashad Jeanty	4	1	5	0	1-0	0	0	0
John Busing	3	1	4	0	0-0	0	0	0
Kevin Kaesviharn	3	1	4	0	0-0	0	0	0
Tab Perry	2	0	2	0	0-0	0	0	0
Kelley Washington	2	0	2	0	0-0	0	0	0
Ahmad Brooks	1	1	2	0	0-0	0	0	0
Glenn Holt	1	1	2	0	0-0	0	0	0
Keiwan Ratliff	1	1	2	0	0-0	0	0	0
Shayne Graham	1	0	1	0	0-0	0	0	0
Greg Brooks	0	1	1	0	0-0	0	0	0
Johnathan Joseph	0	0	0	0	0-0	0	0	1
John Thornton	0	0	0	0	0-0	0	1	0

MISCELLANEOUS DEFENSE*	ST	AT	TT	FF	FR-YDS
Carson Palmer	3	0	3	0	0-0
Eric Steinbach	2	1	3	0	0-0
Eric Ghiaciuc	2	0	2	0	0-0
Jeremi Johnson	2	0	2	0	0-0
Reggie Kelly	2	0	2	0	0-0
Willie Anderson	1	0	1	0	0-0
Stacy Andrews	1	0	1	0	0-0
Chris Henry	1	0	1	0	0-0
T.J. Houshmandzadeh	1	0	1	0	0-0
Levi Jones	1	0	1	0	0-0

* *NOTE: All defensive statistics above are press box statistics produced at the games.*

2007 STATISTICS

RECORD: 7-9-0

HEAD COACH: MARVIN LEWIS

DATE	W-L	SCORE	OPPONENT	ATTENDANCE
9-10-07	W	27-20	BALTIMORE	66,093
9-16-07	L	45-51	at Cleveland	72,801
9-23-07	L	21-24	at Seattle	68,110
10-1-07	L	13-34	NEW ENGLAND	66,113
10-7-07			— BYE —	
10-14-07	L	20-27	at Kansas City	76,846
10-21-07	W	38-31	NEW YORK JETS	65,868
10-28-07	L	13-24	PITTSBURGH	66,188
11-4-07	L	21-33	at Buffalo	70,745
11-11-07	W	21-7	at Baltimore	71,130
11-18-07	L	27-35	ARIZONA	65,403
11-25-07	W	35-6	TENNESSEE	65,489
12-2-07	L	10-24	at Pittsburgh	58,842
12-9-07	W	19-10	ST. LOUIS	65,143
12-15-07	L	13-20	at San Francisco	68,053
12-23-07	W	19-14	CLEVELAND	66,023
12-30-07	W	38-25	at Miami	70,461

TEAM STATISTICS	BENGALS	OPPONENTS
TOTAL FIRST DOWNS	320	313
Rushing	81	98
Passing	213	200
Penalty	26	15
3rd Down: Made-Att	96-208	86-201
3rd Down Pct.	46.2	42.8
4th Down: Made-Att	4-12	9-17
4th Down Pct.	33.3	52.9
POSSESSION AVG.	29:26	30:34
TOTAL NET YARDS	5568	5580
Avg. Per Game	348.0	348.8
Total Plays	1008	1011
Avg. Per Play	5.5	5.5
NET YARDS RUSHING	1556	1893
Avg. Per Game	97.3	118.3
Total Rushes	416	449
NET YARDS PASSING	4012	3687
Avg. Per Game	250.8	230.4
Sacked-Yards Lost	17-119	22-128
Gross Yards	4131	3815
Att.-Completions	575-373	540-353
Completion Pct.	64.9	65.4
Had Intercepted	20	19
PUNTS-AVG.	59-41.3	58-39.7
Net Punting Avg.	35.2	36.7
PENALTIES-YARDS	90-670	88-712
FUMBLES-BALLS LOST	20-10	28-16
TOUCHDOWNS	41	44
Rushing	10	11
Passing	26	29
Returns	5	4

SCORE BY PERIODS	1	2	3	4	OT	PTS
BENGALS	78	109	90	103	0	380
OPPONENTS	64	146	68	107	0	385

SCORING	TD	TD-R	TD-P	TD-Rt	K-PAT	FG	S	PTS
Shayne Graham	0	0	0	0	37-37	31-34	0	130
T.J. Houshmandzadeh	12	0	12	0	—	—	0	72
Chad Johnson	8	0	8	0	—	—	0	48
Kenny Watson	7	7	0	0	—	—	0	42
Rudi Johnson	4	3	1	0	—	—	0	26
Chris Henry	2	0	2	0	—	—	0	12
Glenn Holt	2	0	1	1	—	—	0	12
Antonio Chatman	1	0	1	0	—	—	0	6
DeDe Dorsey	1	0	0	1	—	—	0	6
Jeremi Johnson	1	0	1	0	—	—	0	6
Landon Johnson	1	0	0	1	—	—	0	6
Johnathan Joseph	1	0	0	1	—	—	0	6
Chinedum Ndukwe	1	0	0	1	—	—	0	6
Lemar Marshall	0	0	0	0	—	—	1	2
Kyle Larson	0	0	0	0	0-1	0-0	0	0
BENGALS	41	10	26	5	37-38	31-34	1	380
OPPONENTS	44	11	29	4	42-42	25-27	0	385

Two-point conversions: Rudi Johnson. BENGALS 1-3, OPPONENTS 2-2.

Fumbles-balls lost: Carson Palmer 5-1, Glenn Holt 3-2, Rudi Johnson 3-2, Kenny Watson 3-2, T.J. Houshmandzadeh 2-1, Chad Johnson 2-1, Tab Perry 1-1, Alex Stepanovich 1-0. BENGALS 20-10, OPPONENTS 28-16.

RUSHING	ATT	YDS	AVG	LG	TD
Kenny Watson	178	763	4.3	24	7
Rudi Johnson	170	497	2.9	22	3
DeDe Dorsey	21	183	8.7	45	0
Chad Johnson	6	47	7.8	16	0
Jeremi Johnson	7	25	3.6	12	0
T.J. Houshmandzadeh	5	14	2.8	8	0
Carson Palmer	24	10	0.4	10	0
Tab Perry	1	9	9.0	9	0
Antonio Chatman	1	5	5.0	5	0
Glenn Holt	2	2	1.0	1	0
Skyler Green	1	1	1.0	1	0
BENGALS	416	1556	3.7	45	10
OPPONENTS	449	1893	4.2	66t	11

RECEIVING	REC	YDS	AVG	LG	TD
T.J. Houshmandzadeh	112	1143	10.2	42t	12
Chad Johnson	93	1440	15.5	70t	8
Kenny Watson	52	374	7.2	43	0
Chris Henry	21	343	16.3	52t	2
Reggie Kelly	20	211	10.6	26	0
Antonio Chatman	19	149	7.8	15	1
Glenn Holt	16	143	8.9	22	1
Rudi Johnson	13	110	8.5	33	1
Daniel Coats	12	122	10.2	25	0
Jeremi Johnson	6	32	5.3	14	1
DeDe Dorsey	4	19	4.8	17	0
Skyler Green	3	33	11.0	18	0
Tab Perry	1	7	7.0	7	0
Marcus Maxwell	1	5	5.0	5	0
BENGALS	373	4131	11.1	70t	26
OPPONENTS	353	3815	10.8	73	29

INTERCEPTIONS	NO	YDS	AVG	LG	TD
Leon Hall	5	16	3.2	12	0
Johnathan Joseph	4	76	19.0	42t	1
Chinedum Ndukwe	3	44	14.7	44	0
Madieu Williams	2	40	20.0	35	0
Dexter Jackson	2	7	3.5	7	0
Robert Geathers	1	30	30.0	30	0
Deltha O'Neal	1	7	7.0	7	0
Michael Myers	1	0	0.0	0	0
BENGALS	19	220	11.6	44	1
OPPONENTS	20	294	14.7	55t	3

PUNTING	NO	YDS	AVG	NET	TB	IN-20	LG	BLK.
Kyle Larson	59	2437	41.3	35.2	3	21	55	0
BENGALS	59	2437	41.3	35.2	3	21	55	0
OPPONENTS	58	2302	39.7	36.7	2	20	58	1

PUNT RETURNS	NO	FC	YDS	AVG	LG	TD
Antonio Chatman	18	8	93	5.2	19	0
Skyler Green	9	10	38	4.2	9	0
BENGALS	27	18	131	4.9	19	0
OPPONENTS	33	10	299	9.1	63t	1

KICKOFF RETURNS	NO	YDS	AVG	LG	TD
Glenn Holt	59f	1432	24.3	100t	1
Tab Perry	7	145	20.7	26	0
Reggie Kelly	3f	38	12.7	15	0
Antonio Chatman	2	49	24.5	34	0
DeDe Dorsey	2	20	10.0	20	0
BENGALS	73	1684	23.1	100t	1
OPPONENTS	76	1732	22.8	85	0

FIELD GOALS	1-19	20-29	30-39	40-49	50+
Shayne Graham	1-1	11-12	13-13	6-7	0-1
BENGALS	1-1	11-12	13-13	6-7	0-1
OPPONENTS	1-1	11-11	9-9	3-4	1-2

Shayne Graham: (53N, 23G, 40G), (20G), (43G, 24G), (40G, 48G), (33G, 36G), (20G), (31G, 20G), (—), (34G,19G, 22G, 35G, 35G, 21G, 33G), (41G, 38G), (26N), (43N, 24G), (27G, 38G, 32G, 46G), (24G, 35G), (29G, 38G), (30G).

Opponents: (36G, 23G), (39G, 39G, 18G), (23G), (31G, 36G), (32G, 20G), (24G, 35G, 43G), (40G), (23G, 21G, 29G, 38G), (—), (54N), (28G, 23G), (21G), (40N, 50G), (29G, 38G), (—), (49G).

PASSING	ATT	CMP	YDS	CMP%	YDS/ATT	TD	TD%	INT	INT%	LG	SKD-YDS	RAT
Carson Palmer	575	373	4131	64.9	7.18	26	4.5	20	3.5	70t	17-119	86.7
BENGALS	575	373	4131	64.9	7.18	26	4.5	20	3.5	70t	17-119	86.7
OPPONENTS	540	353	3815	65.4	7.06	29	5.4	19	3.5	73	22-128	89.2

USUAL STARTERS

OFFENSE		DEFENSE	
WR	Chad Johnson	LDE	Robert Geathers
LOT	Levi Jones	LDT	Domata Peko
LG	Andrew Whitworth	RDT	John Thornton
C	Eric Ghiaciuc	RDE	Justin Smith
RG	Bobbie Williams	SLB	Rashad Jeanty
ROT	Stacy Andrews, Willie Anderson	MLB	Landon Johnson, Anthony Schlegel
TE	Reggie Kelly	WLB	Dhani Jones, Landon Johnson
WR	T.J. Houshmandzadeh	LCB	Deltha O'Neal, Johnathan Joseph
QB	Carson Palmer	RCB	Leon Hall, Johnathan Joseph
HB	Rudi Johnson, Kenny Watson	SS	Dexter Jackson,
FB	Jeremi Johnson	FS	Madieu Williams

DEFENSE*	ST	AT	TT	SKS-YDS	INT-YDS	PD	FF	FR-YDS
Landon Johnson	66	38	104	1-8	0-0	4	0	2-34
Dhani Jones	56	30	86	1-2	0-0	3	2	0-0
Justin Smith	49	29	78	2-6	0-0	3	0	0-0
Dexter Jackson	43	28	71	0.5-3.5	2-7	3	1	2-19
Madieu Williams	57	13	70	2-4	2-40	7	1	1-2
Leon Hall	48	13	61	0-0	5-16	12	1	0-0
Johnathan Joseph	45	13	58	0-0	4-76	15	0	0-0
Deltha O'Neal	48	4	52	0-0	1-7	9	1	1-0
Domata Peko	36	16	52	1.5-3.5	0-0	1	0	1-0
Robert Geathers	25	22	47	3.5-26	1-30	3	1	1-0
Chinedum Ndukwe	27	8	35	2-15	3-44	6	1	1-54
Michael Myers	20	13	33	1-4	1-0	2	0	0-0
John Thornton	24	8	32	1-6	0-0	1	0	1-0
Rashad Jeanty	21	10	31	0-0	0-0	1	1	2-0
Anthony Schlegel	16	13	29	0-0	0-0	0	0	0-0
Bryan Robinson	13	7	20	1.5-11	0-0	2	1	0-0
Marvin White	10	3	13	0-0	0-0	4	0	0-0
Caleb Miller	7	1	8	0-0	0-0	3	0	0-0
Frostee Rucker	7	1	8	0-0	0-0	0	1	1-0
Lemar Marshall	5	2	7	1-6	0-0	1	1	0-0
Blue Adams	6	0	6	1-7	0-0	0	0	0-0
Ahmad Brooks	5	1	6	1-7	0-0	0	1	0-0
Jonathan Fanene	4	1	5	1-8	0-0	1	0	1-0
John Busing	3	1	4	0-0	0-0	0	0	0-0
Herana-Daze Jones	3	1	4	0-0	0-0	0	0	0-0
Corey Mays	0	3	3	0-0	0-0	1	0	0-0
David Jones	1	0	1	0-0	0-0	0	0	0-0
Keiwan Ratliff	1	0	1	0-0	0-0	0	0	0-0
(team)	—	—	—	1-11	—	—	—	—

SPECIAL TEAMS*	ST	AT	TT	FF	FR-YDS	BP	BFG	BXP
Herana-Daze Jones	13	2	15	0	0-0	0	0	0
Corey Mays	5	6	11	0	0-0	0	0	0
John Busing	7	3	10	0	0-0	0	0	0
Leon Hall	8	1	9	0	0-0	0	0	0
Blue Adams	7	2	9	0	0-0	0	0	0
Chinedum Ndukwe	7	2	9	2	0-0	0	0	0
Rashad Jeanty	5	2	7	1	0-0	0	0	0
Marvin White	5	2	7	0	1-0	0	0	0
Daniel Coats	6	0	6	0	0-0	0	0	0
Roy Manning	4	2	6	0	0-0	0	0	0
Landon Johnson	5	0	5	0	0-0	0	0	0
Johnathan Joseph	4	0	4	0	0-0	0	0	0
Caleb Miller	4	0	4	0	0-0	0	0	0
Madieu Williams	1	3	4	0	0-0	0	0	0
Clifton Dawson	3	0	3	0	0-0	0	0	0
Dhani Jones	2	1	3	0	0-0	0	0	0
Anthony Schlegel	1	2	3	0	0-0	0	0	0
Jim Maxwell	0	3	3	0	0-0	0	0	0
Marcus Maxwell	2	0	2	0	0-0	0	0	0
Glenn Holt	0	2	2	0	0-0	0	0	0
DeDe Dorsey	1	0	1	0	0-0	1	0	0
Dexter Jackson	1	0	1	0	0-0	0	0	0
David Jones	1	0	1	0	0-0	0	0	0
Lemar Marshall	1	0	1	0	0-0	0	0	0
Andre Frazier	0	1	1	0	0-0	0	0	0
Kyle Larson	0	1	1	0	0-0	0	0	0
Tab Perry	0	1	1	0	0-0	0	0	0

MISCELLANEOUS DEFENSE*	ST	AT	TT	FF	FR-YDS
Stacy Andrews	1	0	1	0	0-0
Glenn Holt	1	0	1	0	0-0
T.J. Houshmandzadeh	8	0	8	0	0-0
Jeremi Johnson	1	0	1	0	0-0
Dhani Jones	1	0	1	0	0-0
Levi Jones	1	0	1	0	0-0
Roy Manning	1	0	1	0	0-0
Marcus Maxwell	1	0	1	0	0-0
Chinedum Ndukwe	1	0	1	0	0-0
Carson Palmer	1	0	1	0	0-0
Kenny Watson	3	0	3	0	0-0
Bobbie Williams	1	0	1	0	0-0

* *NOTE: All defensive statistics above are press box statistics produced at the games.*

2008 STATISTICS

RECORD: 4-11-1

HEAD COACH: MARVIN LEWIS

DATE	W-L	SCORE	OPPONENT	ATTENDANCE
9-7-08	L	10-17	at Baltimore	70,978
9-14-08	L	7-24	TENNESSEE	64,540
9-21-08	L	23-26 (OT)	at N.Y. Giants	79,276
9-28-08	L	12-20	CLEVELAND	65,541
10-5-08	L	22-31	at Dallas	62,655
10-12-08	L	14-26	at N.Y. Jets	78,161
10-19-08	L	10-38	PITTSBURGH	65,860
10-26-08	L	6-35	at Houston	70,112
11-2-08	W	21-19	JACKSONVILLE	64,238
11-9-08			— BYE —	
11-16-08	T	13-13 (OT)	PHILADELPHIA	64,633
11-20-08	L	10-27	at Pittsburgh	59,854
11-30-08	L	3-34	BALTIMORE	63,871
12-7-08	L	3-35	at Indianapolis	66,402
12-14-08	W	20-13	WASHINGTON	63,996
12-21-08	W	14-0	at Cleveland	72,361
12-28-08	W	16-6	KANSAS CITY	63,984

TEAM STATISTICS	BENGALS	OPPONENTS
TOTAL FIRST DOWNS	245	296
Rushing	80	106
Passing	145	169
Penalty	20	21
3rd Down: Made-Att	82-236	93-218
3rd Down Pct.	34.7	42.7
4th Down: Made-Att	7-14	5-11
4th Down Pct.	50.0	45.5
POSSESSION AVG.	28:40	31:20
TOTAL NET YARDS	3926	5208
Avg. Per Game	245.4	325.5
Total Plays	984	1013
Avg. Per Play	4.0	5.1
NET YARDS RUSHING	1520	1921
Avg. Per Game	95.0	120.1
Total Rushes	420	490
NET YARDS PASSING	2406	3287
Avg. Per Game	150.4	205.4
Sacked-Yards Lost	51-271	17-122
Gross Yards	2677	3409
Att.-Completions	513-303	506-315
Completion Pct.	59.1	62.3
Had Intercepted	15	12
PUNTS-AVG.	101-39.1	79-43.6
Net Punting Avg.	34.1	37.6
PENALTIES-YARDS	75-591	102-772
FUMBLES-BALLS LOST	27-11	20-12
TOUCHDOWNS	20	43
Rushing	6	15
Passing	11	23
Returns	3	5

SCORE BY PERIODS	1	2	3	4	OT	PTS
BENGALS	51	92	20	41	0	204
OPPONENTS	54	94	82	131	3	364

SCORING	TD	TD-R	TD-P	TD-Rt	K-PAT	FG	S	PTS
Shayne Graham	0	0	0	0	15-15	21-24	0	78
T.J. Houshmandzadeh	4	0	4	0	—	—	0	24
Chad Johnson	4	0	4	0	—	—	0	24
Cedric Benson	2	2	0	0	—	—	0	12
Ryan Fitzpatrick	2	2	0	0	—	—	0	12
Chris Henry	2	0	2	0	—	—	0	12
Chris Perry	2	2	0	0	—	—	0	12
Leon Hall	1	0	0	1	—	—	0	6
Glenn Holt	1	0	1	0	—	—	0	6
Johnathan Joseph	1	0	0	1	—	—	0	6
Chinedum Ndukwe	1	0	0	1	—	—	0	6
Dave Rayner	0	0	0	0	3-3	1-1	0	6
BENGALS	20	6	11	3	18-18	22-25	0	204
OPPONENTS	43	15	23	5	40-40	22-23	0	364

Two-point conversions: None. BENGALS 0-2, OPPONENTS 0-3.

Fumbles-lost: Ryan Fitzpatrick 11-5, Chris Perry 5-3, Eric Ghiaciuc 4-0, Cedric Benson 2-1, Carson Palmer 2-0, Antonio Chatman 1-1, Glenn Holt 1-1, Ben Utecht 1-0. BENGALS 27-11, OPPONENTS 20-12.

RUSHING	ATT	YDS	AVG	LG	TD
Cedric Benson	214	747	3.5	46	2
Ryan Fitzpatrick	60	304	5.1	22	2
Chris Perry	104	269	2.6	25t	2
Kenny Watson	13	55	4.2	7	0
Andre Caldwell	5	53	10.6	26	0
Carson Palmer	6	38	6.3	15	0
James Johnson	9	29	3.2	12	0
T.J. Houshmandzadeh	1	9	9.0	9	0
DeDe Dorsey	5	8	1.6	7	0
Antonio Chatman	2	4	2.0	2	0
Jordan Palmer	1	4	4.0	4	0
BENGALS	420	1520	3.6	46	6
OPPONENTS	490	1921	3.9	51	15

RECEIVING	REC	YDS	AVG	LG	TD
T.J. Houshmandzadeh	92	904	9.8	46	4
Chad Johnson	53	540	10.2	26	4
Reggie Kelly	31	207	6.7	31	0
Antonio Chatman	21	194	9.2	25	0
Cedric Benson	20	185	9.3	79	0
Chris Perry	20	71	3.6	12	0
Chris Henry	19	220	11.6	22	2
Ben Utecht	16	123	7.7	14	0
Andre Caldwell	11	78	7.1	15	0
James Johnson	6	47	7.8	16	0
Glenn Holt	3	26	8.7	10t	1
Kenny Watson	3	4	1.3	3	0
DeDe Dorsey	2	49	24.5	36	0
Daniel Coats	2	19	9.5	11	0
Nate Lawrie	2	11	5.5	7	0
Jerome Simpson	1	2	2.0	2	0
Ryan Fitzpatrick	1	-3	-3.0	-3	0
BENGALS	303	2677	8.8	79	11
OPPONENTS	315	3409	10.8	70t	23

INTERCEPTIONS	NO	YDS	AVG	LG	TD
Leon Hall	3	87	29.0	50t	1
Brandon Johnson	2	35	17.5	35	0
Keith Rivers	1	39	39.0	39	0
Chris Crocker	1	22	22.0	22	0
Johnathan Joseph	1	22	22.0	22	0
Dhani Jones	1	13	13.0	13	0
Chinedum Ndukwe	1	12	12.0	12	0
Corey Lynch	1	6	6.0	6	0
Marvin White	1	0	0.0	0	0
BENGALS	12	236	19.7	50t	1
OPPONENTS	15	279	18.6	85t	2

PUNTING	NO	YDS	AVG	NET	TB	IN-20	LG	BLK.
Kyle Larson	100	3945	39.5	34.1	3	28	57	1
BENGALS	101	3945	39.1	34.1	3	28	57	1
OPPONENTS	79	3443	43.6	37.6	11	22	70	0

PUNT RETURNS	NO	FC	YDS	AVG	LG	TD
Antonio Chatman	21	5	158	7.5	34	0
T.J. Houshmandzadeh	8	2	79	9.9	15	0
Leon Hall	3	0	16	5.3	12	0
BENGALS	32	7	253	7.9	34	0
OPPONENTS	48	22	436	9.1	73t	1

KICKOFF RETURNS	NO	YDS	AVG	LG	TD
Glenn Holt	46	1110	24.1	60	0
Andre Caldwell	13	338	26.0	43	0
Kenny Watson	4	63	15.8	24	0
Daniel Coats	1	18	18.0	18	0
Leon Hall	1	1	1.0	1	0
James Johnson	1	13	13.0	13	0
Jerome Simpson	1	8	8.0	8	0
BENGALS	67	1551	23.1	60	0
OPPONENTS	47	1059	22.5	87	0

FIELD GOALS	1-19	20-29	30-39	40-49	50+
Shayne Graham	1-1	5-5	6-7	9-11	0-0
Dave Rayner	0-0	1-1	0-0	0-0	0-0
BENGALS	1-1	6-6	6-7	9-11	0-0
OPPONENTS	0-0	12-12	6-6	3-4	1-1

Shayne Graham: (43G), (37N), (22G, 30G, 21G), (42G, 45G), (41G, 31G, 40G), (—), (—), (43G, 32G), (—), (20G, 41G, 47N), (26G), (21G), (19G), (32G, 45G), (48N), (38G, 30G, 43G). Rayner: (—), (—), (—), (—), (—), (—), (26G), (—), (—), (—), (—), (—), (—), (—), (—), (—), (—).

Opponents: (47N, 21G), (34G), (24G, 46G, 26G, 22G), (25G, 29G), (30G), (38G, 43G), (21G), (—), (52G, 26G), (42G, 27G), (37G, 38G), (27G, 21G), (—), (23G, 36G), (—), (—).

PASSING	ATT	CMP	YDS	CMP%	YDS/ATT	TD	TD%	INT	INT%	LG	SKD-YDS	RAT
Ryan Fitzpatrick	372	221	1905	59.4	5.12	8	2.2	9	2.4	79	38-193	70.0
Carson Palmer	129	75	731	58.1	5.67	3	2.3	4	3.1	36	11-67	69.0
Jordan Palmer	12	7	41	58.3	3.42	0	0.0	2	16.7	13	2-11	25.3
BENGALS	513	303	2677	59.1	5.22	11	2.1	15	2.9	79	51-271	68.0
OPPONENTS	506	315	3409	62.3	6.74	23	4.5	12	2.4	70t	17-122	87.3

USUAL STARTERS

OFFENSE		DEFENSE	
WR	Chad Johnson	LDE	Robert Geathers
LOT	Levi Jones,	LDT	Domata Peko
	Anthony Collins	RDT	John Thornton,
LG	Andrew Whitworth,		Pat Sims
	Nate Livings	RDE	Antwan Odom
C	Eric Ghiaciuc	SLB	Rashad Jeanty
RG	Bobbie Williams	MLB	Dhani Jones
ROT	Stacy Andrews	WLB	Brandon Johnson,
TE	Reggie Kelly		Keith Rivers
WR	T.J. Houshmandzadeh	LCB	Johnathan Joseph,
QB	Ryan Fitzpatrick		David Jones
HB	Cedric Benson,	RCB	Leon Hall
	Chris Perry	SS	Chinedum Ndukwe
FB	(no player started	FS	Marvin White,
	more than 4 games)		Chris Crocker

DEFENSE*	ST	AT	TT	SKS-YDS	INT-YDS	PD	FF	FR-YDS
Dhani Jones	73	41	114	0-0	1-13	8	1	1-0
Rashad Jeanty	54	32	86	0-0	0-0	2	2	0-0
Brandon Johnson	42	35	77	1.5-4.5	2-35	4	0	0-0
Leon Hall	57	14	71	0-0	3-87	24	0	1-0
Marvin White	52	15	67	0-0	1-0	4	0	0-0
Domata Peko	29	38	67	0.5-0.5	0-0	2	0	0-0
Chinedum Ndukwe	42	21	63	3-25	1-12	4	0	1-15
Johnathan Joseph	31	11	42	0-0	1-22	13	1	1-65
David Jones	33	5	38	0-0	0-0	6	0	1-12
Robert Geathers	22	16	38	2.5-19.5	0-0	1	1	1-0
Keith Rivers	24	12	36	0-0	1-39	1	1	0-0
Pat Sims	22	13	35	1-2	0-0	0	0	0-0
Chris Crocker	25	9	34	1.5-10.5	1-22	2	1	0-0
Jonathan Fanene	21	10	31	0-0	0-0	0	0	0-0
John Thornton	24	6	30	3-25	0-0	2	0	0-0
Antwan Odom	19	7	26	3-28	0-0	2	2	0-0
Frostee Rucker	15	8	23	1-7	0-0	1	2	1-6
Dexter Jackson	14	7	21	0-0	0-0	1	0	0-0
Jamar Fletcher	13	2	15	0-0	0-0	3	0	1-0
Kyries Hebert	8	7	15	0-0	0-0	0	0	1-0
Orien Harris	4	10	14	0-0	0-0	0	0	0-0
Darryl Blackstock	7	6	13	0-0	0-0	0	0	0-0
Simeon Castille	5	2	7	0-0	0-0	1	0	0-0
Corey Mays	3	2	5	0-0	0-0	0	1	1-0
Jason Shirley	2	2	4	0-0	0-0	0	0	0-0
Corey Lynch	3	0	3	0-0	1-6	1	0	0-0
Mike Doss	1	1	2	0-0	0-0	1	0	0-0
Eric Henderson	1	1	2	0-0	0-0	0	0	0-0
John Busing	1	0	1	0-0	0-0	0	0	0-0

SPECIAL TEAMS*	ST	AT	TT	FF	FR-YDS	BP	BFG	BXP
Kyries Hebert	14	7	21	0	0-0	0	0	0
Rashad Jeanty	9	4	13	0	1-0	0	0	0
Corey Mays	8	3	11	0	0-0	0	0	0
Brad St. Louis	6	2	8	0	0-0	0	0	0
Darryl Blackstock	3	4	7	0	0-0	0	0	0
Brandon Johnson	4	2	6	0	0-0	0	0	0
Corey Lynch	2	4	6	0	0-0	0	0	0
John Busing	3	2	5	0	0-0	0	0	0
David Jones	3	2	5	0	0-0	0	0	0
Leon Hall	4	0	4	0	0-0	0	0	0
Herana-Daze Jones	4	0	4	0	0-0	0	0	0
Abdul Hodge	1	2	3	0	0-0	0	0	0
Jim Maxwell	1	2	3	0	0-0	0	0	0
Kenny Watson	0	3	3	0	0-0	0	0	0
Glenn Holt	2	0	2	0	0-0	0	0	0
Dhani Jones	2	0	2	0	0-0	0	0	0
Kyle Larson	2	0	2	0	0-0	0	0	0
Geoffrey Pope	2	0	2	0	0-0	0	0	0
Shayne Graham	1	1	2	0	0-0	0	0	0
Andre Caldwell	1	0	1	0	0-0	0	0	0
Jamar Fletcher	1	0	1	0	0-0	0	0	0
Josh Mallard	1	0	1	0	0-0	0	0	0
Chinedum Ndukwe	1	0	1	0	0-0	0	0	0
Marvin White	1	0	1	0	0-0	0	0	0
Daniel Coats	0	1	1	0	0-0	0	0	0
Chris Harrington	0	1	1	0	0-0	0	0	0
Nate Lawrie	0	1	1	0	0-0	0	0	0
Keith Rivers	0	1	1	0	0-0	0	0	0

MISCELLANEOUS DEFENSE*	ST	AT	TT	FF	FR-YDS
Eric Ghiaciuc	3	0	3	0	0-0
T.J. Houshmandzadeh	3	0	3	0	0-0
Andrew Whitworth	3	0	3	0	0-0
Ben Utecht	2	0	2	0	0-0
Cedric Benson	1	0	1	0	0-0
Daniel Coats	1	0	1	0	0-0
Ryan Fitzpatrick	1	0	1	0	0-0
Chris Henry	1	0	1	0	0-0
James Johnson	1	0	1	0	0-0
Levi Jones	1	0	1	0	0-0
Reggie Kelly	1	0	1	0	0-0
Carson Palmer	1	0	1	0	0-0
Chris Perry	1	0	1	1	0-0
Bobbie Williams	1	0	1	0	0-0
Chad Johnson	0	0	0	0	1-0

* *NOTE: All defensive statistics above are press box statistics produced at the games.*

2009 STATISTICS

RECORD: 10-6-0

HEAD COACH: MARVIN LEWIS
(BENGALS WON AFC NORTH DIVISION; SEE POSTSEASON PORTION OF TEAM HISTORY SECTION FOR POSTSEASON STATS)

DATE	W-L	SCORE	OPPONENT	ATTENDANCE
9-13-09	L	7-12	DENVER	62,831
9-20-09	W	31-24	at Green Bay	70,678
9-27-09	W	23-20	PITTSBURGH	64,538
10-4-09	W	23-20 (OT)	at Cleveland	69,844
10-11-09	W	17-14	at Baltimore	71,161
10-18-09	L	17-28	HOUSTON	64,019
10-25-09	W	45-10	CHICAGO	64,900
11-1-09			— BYE —	
11-8-09	W	17-7	BALTIMORE	64,313
11-15-09	W	18-12	at Pittsburgh	65,392
11-22-09	L	17-20	at Oakland	34,112
11-29-09	W	16-7	CLEVELAND	64,553
12-6-09	W	23-13	DETROIT	62,545
12-13-09	L	10-30	at Minnesota	63,854
12-20-09	L	24-27	at San Diego	68,889
12-27-09	W	17-10	KANSAS CITY	64,333
1-3-10	L	0-37	at N.Y. Jets	79,106

TEAM STATISTICS	BENGALS	OPPONENTS
TOTAL FIRST DOWNS	295	276
Rushing	109	95
Passing	159	165
Penalty	27	16
3rd Down: Made-Att	93-229	81-210
3rd Down Pct.	40.6	38.6
4th Down: Made-Att	10-14	7-15
4th Down Pct.	71.4	46.7
POSSESSION AVG.	31:59	28:01
TOTAL NET YARDS	4946	4822
Avg. Per Game	309.1	301.4
Total Plays	1011	980
Avg. Per Play	4.9	4.9
NET YARDS RUSHING	2056	1573
Avg. Per Game	128.5	98.3
Total Rushes	505	399
NET YARDS PASSING	2890	3249
Avg. Per Game	180.6	203.1
Sacked-Yards Lost	29-244	34-237
Gross Yards	3134	3486
Att.-Completions	477-286	547-318
Completion Pct.	60.0	58.1
Had Intercepted	13	19
PUNTS-AVG.	86-43.2	83-43.9
Net Punting Avg.	36.3	35.3
PENALTIES-YARDS	114-863	99-767
FUMBLES-BALLS LOST	24-12	17-6
TOUCHDOWNS	34	32
Rushing	9	12
Passing	21	18
Returns	4	2

SCORE BY PERIODS	1	2	3	4	OT	PTS
BENGALS	61	118	49	74	3	305
OPPONENTS	55	96	61	79	0	291

SCORING	TD	TD-R	TD-P	TD-Rt	K-PAT	FG	S	PTS
Shayne Graham	0	0	0	0	28-29	23-28	0	97
Chad Johnson	9	0	9	0	—	—	0	54
Cedric Benson	6	6	0	0	—	—	0	36
Laveranues Coles	5	0	5	0	—	—	0	30
Carson Palmer	3	3	0	0	—	—	0	20
Andre Caldwell	3	0	3	0	—	—	0	18
J.P. Foschi	2	0	2	0	—	—	0	12
Chris Henry	2	0	2	0	—	—	0	12
Jonathan Fanene	1	0	0	1	—	—	0	6
Robert Geathers	1	0	0	1	—	—	0	6
Johnathan Joseph	1	0	0	1	—	—	0	6
Bernard Scott	1	0	0	1	—	—	0	6
Brian Leonard	0	0	0	0	—	—	0	2
BENGALS	34	9	21	4	28-29	23-28	0	305
OPPONENTS	32	12	18	2	30-30	23-29	0	291

Two-point conversions: Brian Leonard, Carson Palmer. BENGALS 2-5, OPPONENTS 0-2.

Fumbles-lost: Carson Palmer 6-2, Andre Caldwell 4-2, Chad Johnson 2-2, J.T. O'Sullivan 2-2, Daniel Coats 2-1, Quan Cosby 2-0, J.P. Foschi 1-1, Jeremi Johnson 1-1, Brian Leonard 1-1, Cedric Benson 1-0, Kevin Huber 1-0, Bernard Scott 1-0. BENGALS 24-12, OPPONENTS 17-6.

RUSHING	ATT	YDS	AVG	LG	TD
Cedric Benson	301	1251	4.2	42	6
Bernard Scott	74	321	4.3	61	0
Larry Johnson	46	204	4.4	27	0
Carson Palmer	39	93	2.4	15	3
Brian Leonard	27	84	3.1	11	0
Chad Johnson	3	32	10.7	26	0
Andre Caldwell	3	22	7.3	15	0
Chris Crocker	1	21	21.0	21	0
J.T. O'Sullivan	3	12	4.0	6	0
Laveranues Coles	2	10	5.0	8	0
Jeremi Johnson	4	8	2.0	4	0
Kevin Huber	1	0	0.0	0	0
Quan Cosby	1	-2	-2.0	-2	0
BENGALS	505	2056	4.1	61	9
OPPONENTS	399	1573	3.9	57	12

RECEIVING	REC	YDS	AVG	LG	TD
Chad Johnson	72	1047	14.5	50	9
Andre Caldwell	51	432	8.5	24	3
Laveranues Coles	43	514	12.0	40	5
Brian Leonard	30	217	7.2	18	0
J.P. Foschi	27	260	9.6	27	2
Cedric Benson	17	111	6.5	19	0
Daniel Coats	16	150	9.4	23	0
Chris Henry	12	236	19.7	73	2
Jeremi Johnson	6	41	6.8	9	0
Bernard Scott	5	67	13.4	23	0
Quan Cosby	4	55	13.8	23	0
Larry Johnson	3	4	1.3	6	0
BENGALS	286	3134	11.0	73	21
OPPONENTS	318	3486	11.0	87t	18

INTERCEPTIONS	NO	YDS	AVG	LG	TD
Johnathan Joseph	6	92	15.3	32	1
Leon Hall	6	47	7.8	26	0
Chris Crocker	2	38	19.0	20	0
Jonathan Fanene	1	45	45.0	45t	1
Frostee Rucker	1	26	26.0	26	0
Chinedum Ndukwe	1	9	9.0	9	0
Tom Nelson	1	2	2.0	2	0
Keith Rivers	1	0	0.0	0	0
BENGALS	19	259	13.6	45t	2
OPPONENTS	13	184	14.2	52t	2

PUNTING	NO	YDS	AVG	NET	TB	IN-20	LG	BLK.
Kevin Huber	86	3713	43.2	36.3	10	24	61	0
BENGALS	86	3713	43.2	36.3	10	24	61	0
OPPONENTS	83	3641	43.9	35.3	12	25	66	0

PUNT RETURNS	NO	FC	YDS	AVG	LG	TD
Quan Cosby	40	19	474	11.9	60	0
BENGALS	40	19	474	11.9	60	0
OPPONENTS	39	15	393	10.1	50	0

KICKOFF RETURNS	NO	YDS	AVG	LG	TD
Andre Caldwell	29	539	18.6	39	0
Bernard Scott	16	504	31.5	96t	1
Quan Cosby	13	239	18.4	31	0
Brian Leonard	2	38	19.0	24	0
Laveranues Coles	1	14	14.0	14	0
Leon Hall	1	22	22.0	22	0
BENGALS	62	1356	21.9	96t	1
OPPONENTS	58	1289	22.2	58	0

FIELD GOALS	1-19	20-29	30-39	40-49	50+
Shayne Graham	0-0	10-11	8-10	3-3	2-4
BENGALS	0-0	10-11	8-10	3-3	2-4
OPPONENTS	1-1	6-7	8-9	5-5	3-7

Shayne Graham: (—), (40G), (34G, 52N), (23B, 31G), (32B, 32G), (50G), (29G), (23G), (51N, 23G, 32G, 32G, 43G), (37N, 25G), (37G, 53G, 28G), (44G, 39G, 23G), (22G), (26G, 25G, 34G), (29G), (—).

Opponents: (48G, 50G), (55N, 45G), (19G, 24G, 52N), (26G, 31G), (—), (28B), (22G), (38N), (28G, 33G, 35G, 34G), (57N, 52G, 33G), (—), (55N), (41G, 23G, 44G), (33G, 52G), (30G), (20G, 39G, 40G).

PASSING	ATT	CMP	YDS	CMP%	YDS/ATT	TD	TD%	INT	INT%	LG	SKD-YDS	RAT
Carson Palmer	466	282	3094	60.5	6.64	21	4.5	13	2.8	73	26-213	83.6
J.T. O'Sullivan	11	4	40	36.4	3.64	0	0.0	0	0.0	16	3-31	47.5
BENGALS	477	286	3134	60.0	6.57	21	4.4	13	2.7	73	29-244	82.7
OPPONENTS	547	318	3486	58.1	6.37	18	3.3	19	3.5	87t	34-237	73.6

USUAL STARTERS

OFFENSE		DEFENSE	
WR	Chad Johnson	LDE	Robert Geathers
LOT	Andrew Whitworth	LDT	Domata Peko
LG	Nate Livings,	RDT	Tank Johnson
	Evan Mathis	RDE	Jonathan Fanene,
C	Kyle Cook		Antwan Odom
RG	Bobbie Williams	SLB	Rey Maualuga
ROT	Dennis Roland,	MLB	Dhani Jones
	Anthony Collins	WLB	Keith Rivers
TE	Daniel Coats,	LCB	Johnathan Joseph
	J.P. Foschi	RCB	Leon Hall
WR	Laveranues Coles	SS	Chinedum Ndukwe
QB	Carson Palmer	FS	Chris Crocker
HB	Cedric Benson		
FB	Jeremi Johnson		

DEFENSE*	ST	AT	TT	SKS-YDS	INT-YDS	PD	FF	FR-YDS
Dhani Jones	77	36	113	3.5-26	0-0	4	1	2-0
Chinedum Ndukwe	60	25	85	2-18.5	1-9	5	0	0-0
Keith Rivers	45	26	71	1-8	1-0	2	0	0-0
Johnathan Joseph	58	11	69	0-0	6-92	20	1	0-0
Leon Hall	52	13	65	0-0	6-47	24	2	0-0
Rey Maualuga	35	24	59	1-8	0-0	2	2	0-0
Chris Crocker	39	10	49	0-0	2-38	9	1	0-0
Brandon Johnson	31	16	47	1.5-11.5	0-0	4	0	1-0
Robert Geathers	21	15	36	3.5-28.5	0-0	3	1	2-113
Jonathan Fanene	18	18	36	6-33	1-45	2	0	0-0
Pat Sims	19	15	34	0.5-2.5	0-0	0	0	1-0
Tank Johnson	16	13	29	2-7	0-0	1	0	0-0
Roy Williams	17	9	26	0-0	0-0	2	0	0-0
Domata Peko	12	11	23	0-0	0-0	1	0	0-0
Tom Nelson	18	4	22	0-0	1-2	2	0	0-0
Morgan Trent	18	4	22	1-7	0-0	4	0	0-0
Antwan Odom	18	1	19	8-51	0-0	2	0	0-0
Frostee Rucker	7	6	13	1-10	1-26	2	0	0-0
Michael Johnson	7	5	12	3-26	0-0	5	0	0-0
Rashad Jeanty	8	1	9	0-0	0-0	0	0	0-0
Kyries Hebert	7	2	9	0-0	0-0	0	0	0-0
Shaun Smith	3	5	8	0-0	0-0	0	0	0-0
Orien Harris	5	2	7	0-0	0-0	0	0	0-0
David Jones	3	2	5	0-0	0-0	1	0	0-0
Abdul Hodge	2	3	5	0-0	0-0	0	0	0-0
Rico Murray	1	0	1	0-0	0-0	0	0	0-0
Geoffrey Pope	0	0	0	0-0	0-0	1	0	0-0

SPECIAL TEAMS*	ST	AT	TT	FF	FR-YDS	BP	BFG	BXP
Abdul Hodge	10	1	11	1	0-0	0	0	0
Brandon Johnson	9	2	11	0	0-0	0	0	0
Kyries Hebert	7	4	11	0	0-0	0	0	0
Rashad Jeanty	5	5	10	0	0-0	0	0	0
Brian Leonard	7	1	8	0	0-0	0	0	0
Dan Skuta	6	2	8	0	0-0	0	0	0
Leon Hall	6	0	6	0	0-0	0	0	0
David Jones	4	2	6	0	0-0	0	0	0
Maurice Purify	4	2	6	0	0-0	0	0	0
Morgan Trent	4	2	6	0	0-0	0	0	0
Michael Johnson	4	1	5	0	0-0	0	0	0
Rey Maualuga	4	0	4	1	0-0	0	0	0
Chinedum Ndukwe	3	1	4	0	0-0	0	0	0
Quan Cosby	2	1	3	0	0-0	0	0	0
Tom Nelson	2	1	3	0	0-0	0	0	0
Shayne Graham	2	0	2	0	0-0	0	0	0
Kevin Huber	2	0	2	0	0-0	0	0	0
Bernard Scott	2	0	2	0	0-0	0	0	0
Roy Williams	2	0	2	0	0-0	0	0	0
Chris Crocker	1	1	2	0	0-0	0	0	0
Clark Harris	1	0	1	0	0-0	0	0	0
Johnathan Joseph	1	0	1	0	0-0	0	0	0
Keith Rivers	1	0	1	0	0-0	0	0	0
Brad St. Louis	1	0	1	0	0-0	0	0	0
Antwan Odom	0	0	0	0	0-0	0	1	0

MISCELLANEOUS DEFENSE*	ST	AT	TT	FF	FR-YDS
Laveranues Coles	4	0	4	0	0-0
Andre Caldwell	3	0	3	0	0-0
Anthony Collins	2	0	2	0	0-0
Kyle Cook	2	0	2	0	0-0
Brian Leonard	2	0	2	0	0-0
Carson Palmer	2	0	2	0	0-0
Cedric Benson	1	0	1	0	0-0
J.P. Foschi	1	0	1	0	0-0
Chad Johnson	1	0	1	0	0-0
Jerome Simpson	1	0	1	0	0-0
Bobbie Williams	1	0	1	1	0-0

* *NOTE: All defensive statistics above are press box statistics produced at the games.*

2010 STATISTICS

RECORD: 4-12-0

HEAD COACH: MARVIN LEWIS

DATE	W-L	SCORE	OPPONENT	ATTENDANCE
9-12-10	L	24-38	at New England	68,756
9-19-10	W	15-10	BALTIMORE	64,071
9-26-10	W	20-7	at Carolina	72,887
10-3-10	L	20-23	at Cleveland	66,731
10-10-10	L	21-24	TAMPA BAY	63,888
10-17-10			— BYE —	
10-24-10	L	32-39	at Atlanta	67,665
10-31-10	L	14-22	MIAMI	63,179
11-8-10	L	21-27	PITTSBURGH	65,626
11-14-10	L	17-23	at Indianapolis	67,404
11-21-10	L	31-49	BUFFALO	55,654
11-25-10	L	10-26	at N.Y. Jets	78,903
12-5-10	L	30-34	NEW ORLEANS	59,963
12-12-10	L	7-23	at Pittsburgh	57,501
12-19-10	W	19-17	CLEVELAND	56,342
12-26-10	W	34-20	SAN DIEGO	54,194
1-2-11	L	7-13	at Baltimore	71,088

TEAM STATISTICS	BENGALS	OPPONENTS
TOTAL FIRST DOWNS	317	290
Rushing	85	97
Passing	206	170
Penalty	26	23
3rd Down: Made-Att	87-224	75-198
3rd Down Pct.	38.8	37.9
4th Down: Made-Att	13-19	2-7
4th Down Pct.	68.4	28.6
POSSESSION AVG.	31:14	28:46
TOTAL NET YARDS	5289	5312
Avg. Per Game	330.6	332.0
Total Plays	1046	957
Avg. Per Play	5.1	5.6
NET YARDS RUSHING	1522	1843
Avg. Per Game	95.1	115.2
Total Rushes	428	416
NET YARDS PASSING	3767	3469
Avg. Per Game	235.4	216.8
Sacked-Yards Lost	28-221	27-179
Gross Yards	3988	3648
Att.-Completions	590-365	514-326
Completion Pct.	61.9	63.4
Had Intercepted	20	16
PUNTS-AVG.	72-41.6	76-41.3
Net Punting Avg.	38.2	36.6
PENALTIES-YARDS	90-725	95-776
FUMBLES-BALLS LOST	21-14	20-10
TOUCHDOWNS	36	44
Rushing	8	15
Passing	26	21
Returns	2	8

SCORE BY PERIODS	1	2	3	4	OT	PTS
BENGALS	45	102	57	118	0	322
OPPONENTS	63	113	93	126	0	395

SCORING	TD	TD-R	TD-P	TD-Rt	K-PAT	FG	S	PTS
Mike Nugent	0	0	0	0	17-17	15-19	0	62
Terrell Owens	9	0	9	0	—	—	0	54
Cedric Benson	8	7	1	0	—	—	0	50
Clint Stitser	0	0	0	0	8-10	7-8	0	29
Jermaine Gresham	4	0	4	0	—	—	0	26
Chad Johnson	4	0	4	0	—	—	0	24
Jordan Shipley	3	0	3	0	—	—	0	18
Jerome Simpson	3	0	3	0	—	—	0	18
Aaron Pettrey	0	0	0	0	5-5	2-4	0	11
Adam Jones	1	0	0	1	—	—	0	6
Johnathan Joseph	1	0	0	1	—	—	0	6
Brian Leonard	1	0	1	0	—	—	0	6
Bernard Scott	1	1	0	0	—	—	0	6
Andrew Whitworth	1	0	1	0	—	—	0	6
BENGALS	36	8	26	2	30-32	24-31	0	322
OPPONENTS	44	15	21	8	43-43	28-33	1	395

Two-point conversions: Cedric Benson, Jermaine Gresham. BENGALS 2-4, OPPONENTS 1-1.

Fumbles-lost: Cedric Benson 7-5, Carson Palmer 7-3, Jerome Simpson 2-2, Jermaine Gresham 2-1, Andre Caldwell 1-1, Reggie Nelson 1-1, Bernard Scott 1-1. BENGALS 21-14, OPPONENTS 20-10.

RUSHING	ATT	YDS	AVG	LG	TD
Cedric Benson	321	1111	3.5	26	7
Bernard Scott	61	299	4.9	18	1
Brian Leonard	9	61	6.8	42	0
Carson Palmer	32	50	1.6	9	0
Jerome Simpson	1	2	2.0	2	0
Cedric Peerman	2	1	0.5	1	0
Chris Pressley	1	0	0.0	0	0
Andre Caldwell	1	-2	-2.0	-2	0
BENGALS	428	1522	3.6	42	8
OPPONENTS	416	1843	4.4	61	15

RECEIVING	REC	YDS	AVG	LG	TD
Terrell Owens	72	983	13.7	78t	9
Chad Johnson	67	831	12.4	42	4
Jordan Shipley	52	600	11.5	64t	3
Jermaine Gresham	52	471	9.1	27	4
Cedric Benson	28	178	6.4	24	1
Andre Caldwell	25	345	13.8	53	0
Jerome Simpson	20	277	13.9	59t	3
Brian Leonard	20	137	6.9	20	1
Bernard Scott	11	60	5.5	25	0
Reggie Kelly	10	42	4.2	9	0
Chase Coffman	3	30	10.0	14	0
Quan Cosby	2	16	8.0	11	0
Cedric Peerman	1	11	11.0	11	0
Chris Pressley	1	6	6.0	6	0
Andrew Whitworth	1	1	1.0	1t	1
BENGALS	365	3988	10.9	78t	26
OPPONENTS	326	3648	11.2	54	21

INTERCEPTIONS	NO	YDS	AVG	LG	TD
Leon Hall	4	19	4.8	22	0
Johnathan Joseph	3	38	12.7	21t	1
Reggie Nelson	2	63	31.5	56	0
Rey Maualuga	2	58	29.0	47	0
Brandon Johnson	1	12	12.0	12	0
Adam Jones	1	10	10.0	10	0
Chinedum Ndukwe	1	0	0.0	0	0
Morgan Trent	1	0	0.0	0	0
Roy Williams	1	0	0.0	0	0
BENGALS	16	200	12.5	56	1
OPPONENTS	20	424	21.2	59t	5

PUNTING	NO	YDS	AVG	NET	TB	IN-20	LG	BLK.
Kevin Huber	71	2992	42.1	38.2	6	28	72	1
BENGALS	72	2992	41.6	38.2	6	28	72	1
OPPONENTS	76	3137	41.3	36.6	5	29	61	0

PUNT RETURNS	NO	FC	YDS	AVG	LG	TD
Quan Cosby	30	21	225	7.5	20	0
Adam Jones	5	0	33	6.6	27	0
Andre Caldwell	1	0	0	0.0	0	0
BENGALS	36	21	258	7.2	27	0
OPPONENTS	26	14	124	4.8	20	0

KICKOFF RETURNS	NO	YDS	AVG	LG	TD
Bernard Scott	56	1257	22.4	60	0
Adam Jones	7	134	19.1	29	0
Andre Caldwell	3	79	26.3	32	0
Quan Cosby	3	44	14.7	18	0
Leon Hall	1	29	29.0	29	0
Reggie Kelly	1	8	8.0	8	0
BENGALS	71	1551	21.8	60	0
OPPONENTS	64	1504	23.5	97t	2

FIELD GOALS	1-19	20-29	30-39	40-49	50+
Mike Nugent	0-0	5-5	7-7	1-3	2-4
Clint Stitser	0-0	4-5	2-2	1-1	0-0
Aaron Pettrey	1-1	1-2	0-0	0-1	0-0
BENGALS	1-1	10-12	9-9	2-5	2-4
OPPONENTS	0-0	12-12	8-9	6-9	2-3

Mike Nugent: (54G), (36G, 30G, 46G, 38G, 25G), (33G, 50G), (24G, 44B, 25G), (31G, 35G), (20G, 53N, 33G), (—), (51N, 45N), (27G), (—), (—), (—), (—), (—), (—), (—).

Aaron Pettrey: (—), (—), (—), (—), (—), (—), (—), (—), (—), (19G, 43N), (27N, 28G), (—), (—), (—), (—), (—).

Clint Stitser: (—), (—), (—), (—), (—), (—), (—), (—), (—), (—), (—), (—), (29G, 23G, 47G), (—), (25G, 39G, 34G, 20G), (—), (29N).

Opponents: (32G, 47N, 56N), (38G), (—), (30G, 31G, 22G), (31G), (45G), (38G, 42G, 24G, 54G, 31G), (25G, 53G, 46N), (28G, 47G, 23G), (33N), (27G, 44N), (48G, 24G), (23G, 35G, 41G), (23G), (20G, 28G), (25G, 47G).

PASSING	ATT	CMP	YDS	CMP%	YDS/ATT	TD	TD%	INT	INT%	LG	SKD-YDS	RAT
Carson Palmer	586	362	3970	61.8	6.77	26	4.4	20	3.4	78t	26-201	82.4
Jordan Palmer	3	3	18	100.0	6.00	0	0.0	0	0.0	7	2-20	91.7
Chad Johnson	1	0	0	0.0	0.00	0	0.0	0	0.0	—	0-0	39.6
BENGALS	590	365	3988	61.9	6.76	26	4.4	20	3.4	78t	28-221	82.4
OPPONENTS	514	326	3648	63.4	7.10	21	4.1	16	3.1	54	27-179	85.2

USUAL STARTERS

OFFENSE		DEFENSE	
WR	Chad Johnson	LDE	Robert Geathers
LOT	Andrew Whitworth	NT	Domata Peko
LG	Nate Livings	DT	Pat Sims,
C	Kyle Cook		Tank Johnson
RG	Bobbie Williams	RDE	Michael Johnson
ROT	Dennis Roland	SLB	Rey Maualuga
TE	Jermaine Gresham	MLB	Dhani Jones
TE	Reggie Kelly	WLB	Keith Rivers
WR	Terrell Owens	LCB	Johnathan Joseph
QB	Carson Palmer	RCB	Leon Hall
HB	Cedric Benson	SS	Roy Williams
		FS	Chris Crocker

DEFENSE*	ST	AT	TT	SKS-YDS	INT-YDS	PD	FF	FR-YDS
Dhani Jones	86	39	125	1-9	0-0	2	1	0-0
Keith Rivers	51	24	75	1-5	0-0	2	0	0-0
Rey Maualuga	44	31	75	1-10	2-58	2	0	0-0
Roy Williams	37	21	58	1-3	1-0	1	0	3-1
Chinedum Ndukwe	37	18	55	0.5-4	1-0	3	0	1-0
Reggie Nelson	31	18	49	0-0	2-63	7	2	0-0
Johnathan Joseph	37	5	42	0-0	3-38	8	0	0-0
Domata Peko	24	18	42	0.5-4	0-0	1	0	0-0
Chris Crocker	29	12	41	2-8	0-0	5	2	0-0
Leon Hall	29	10	39	0-0	4-19	11	2	0-0
Michael Johnson	25	9	34	2.5-10	0-0	4	0	0-0
Robert Geathers	22	11	33	1-9	0-0	2	1	1-5
Brandon Johnson	16	16	32	0.5-0.5	1-12	3	0	0-0
Pat Sims	19	12	31	2.5-20	0-0	1	0	0-0
Carlos Dunlap	19	5	24	9.5-77.5	0-0	3	0	1-0
Morgan Trent	18	5	23	0-0	1-0	3	0	1-0
Frostee Rucker	8	9	17	1-8	0-0	1	0	0-0
Geno Atkins	10	6	16	3-11	0-0	1	0	0-0
Jonathan Wade	12	2	14	0-0	0-0	2	0	0-0
Adam Jones	11	3	14	0-0	1-10	3	1	1-59
Rico Murray	11	1	12	0-0	0-0	3	0	0-0
Keiwan Ratliff	6	6	12	0-0	0-0	0	0	0-0
Tank Johnson	5	5	10	0-0	0-0	0	0	0-0
Tom Nelson	4	2	6	0-0	0-0	0	0	0-0
Antwan Odom	3	1	4	0-0	0-0	1	0	0-0
Clinton McDonald	2	2	4	0-0	0-0	0	0	0-0
Brandon Ghee	2	0	2	0-0	0-0	0	0	0-0
Fred Bennett	1	0	1	0-0	0-0	0	0	0-0
Jonathan Fanene	0	1	1	0-0	0-0	0	0	0-0
Roddrick Muckelroy	0	1	1	0-0	0-0	0	0	0-0
Dan Skuta	0	1	1	0-0	0-0	0	0	0-0

SPECIAL TEAMS*	ST	AT	TT	FF	FR-YDS	BP	BFG	BXP
Dan Skuta	11	4	15	1	0-0	0	0	0
Quan Cosby	6	3	9	0	0-0	0	0	0
Roddrick Muckelroy	4	5	9	2	0-0	0	0	0
Brandon Ghee	7	0	7	0	0-0	0	0	0
Reggie Nelson	4	2	6	0	0-0	0	0	0
Cedric Peerman	4	2	6	0	0-0	0	0	0
Brandon Johnson	3	3	6	0	0-0	0	0	0
Leon Hall	4	1	5	0	0-0	0	0	0
Brian Leonard	4	1	5	0	0-0	0	0	0
Rico Murray	4	1	5	0	0-0	0	0	0
Chinedum Ndukwe	4	1	5	0	0-0	0	0	0
Jeromy Miles	3	1	4	0	0-0	0	0	0
Clark Harris	3	0	3	0	0-0	0	0	0
Tom Nelson	3	0	3	0	0-0	0	0	0
Morgan Trent	3	0	3	0	0-0	0	0	0
Vincent Rey	2	1	3	0	0-0	0	0	0
Andrew Caldwell	2	0	2	0	0-0	0	0	0
Chris Crocker	2	0	2	0	0-0	0	0	0
Mike Nugent	1	1	2	0	0-0	0	0	0
Clint Stitser	1	1	2	0	0-0	0	0	0
Keith Rivers	0	2	2	0	0-0	0	0	0
Michael Johnson	1	0	1	0	1-0	0	0	0
Reggie Kelly	1	0	1	0	0-0	0	0	0
Keiwan Ratliff	1	0	1	0	0-0	0	0	0
Bernard Scott	1	0	1	0	0-0	0	0	0
Marvin White	1	0	1	0	0-0	0	0	0
Adam Jones	0	0	0	0	1-0	0	0	0

MISCELLANEOUS DEFENSE*	ST	AT	TT	FF	FR-YDS
Terrell Owens	4	0	4	0	0-0
Carson Palmer	3	0	3	0	0-0
Andre Caldwell	2	0	2	0	0-0
Jermaine Gresham	2	0	2	0	0-0
Chad Johnson	2	0	2	0	0-0
Andre Smith	2	0	2	0	0-0
Chase Coffman	1	0	1	0	0-0
Kyle Cook	1	0	1	0	0-0
Cedric Peerman	1	0	1	0	0-0
Dennis Roland	1	0	1	0	0-0
Bernard Scott	1	0	1	0	0-0
Jordan Shipley	1	0	1	0	0-0
Andrew Whitworth	1	0	1	0	0-0

* *NOTE: All defensive statistics above are press box statistics produced at the games.*

2011 STATISTICS

RECORD: 9-7-0

HEAD COACH: MARVIN LEWIS
(BENGALS WERE WILD CARD QUALIFIER; SEE POSTSEASON PORTION OF TEAM HISTORY SECTION FOR POSTSEASON STATS)

DATE	W-L	SCORE	OPPONENT	ATTENDANCE
9-11-11	W	27-17	at Cleveland	67,321
9-18-11	L	22-24	at Denver	73,281
9-25-11	L	8-13	SAN FRANCISCO	43,363
10-2-11	W	23-20	BUFFALO	41,142
10-9-11	W	30-20	at Jacksonville	61,799
10-16-11	W	27-17	INDIANAPOLIS	52,068
10-23-11			— BYE —	
10-30-11	W	34-12	at Seattle	66,004
11-6-11	W	24-17	at Tennessee	69,143
11-13-11	L	17-24	PITTSBURGH	63,262
11-20-11	L	24-31	at Baltimore	71,320
11-27-11	W	23-20	CLEVELAND	48,260
12-4-11	L	7-35	at Pittsburgh	63,697
12-11-11	L	19-20	HOUSTON	41,202
12-18-11	W	20-13	at St. Louis	56,431
12-24-11	W	23-16	ARIZONA	41,273
1-1-12	L	16-24	BALTIMORE	63,439

TEAM STATISTICS	BENGALS	OPPONENTS
TOTAL FIRST DOWNS	285	284
Rushing	93	94
Passing	160	170
Penalty	32	20
3rd Down: Made-Att.	80-219	78-220
3rd Down Pct.	36.5	35.5
4th Down: Made-Att.	4-10	4-11
4th Down Pct.	40.0	36.4
POSSESSION AVG.	30:19	29:41
TOTAL NET YARDS	5118	5060
Avg. Per Game	319.9	316.3
Total Plays	1015	1009
Avg. Per Play	5.0	5.0
NET YARDS RUSHING	1778	1675
Avg. Per Game	111.1	104.7
Total Rushes	455	425
NET YARDS PASSING	3340	3385
Avg. Per Game	208.8	211.6
Sacked-Yards Lost	25-167	45-277
Gross Yards	3507	3662
Att.-Completions	535-308	539-319
Completion Pct.	57.6	59.2
Had Intercepted	14	10
PUNTS-AVG.	91-44.2	98-46.6
Net Punting Avg.	91-39.2	98-38.9
PENALTIES-YARDS	99-874	101-878
FUMBLES-BALLS LOST	17-8	26-12
TOUCHDOWNS	35	37
Rushing	10	14
Passing	21	21
Returns	4	2

SCORE BY PERIODS	1	2	3	4	OT	PTS
BENGALS	83	59	86	116	0	344
OPPONENTS	51	132	50	90	0	323

SCORING	TD	TD-R	TD-P	TD-Rt	K-PAT	FG	S	PTS
Mike Nugent	0	0	0	0	33-34	33-38	0	132
A.J. Green	7	0	7	0	—	—	0	42
Cedric Benson	6	6	0	0	—	—	0	36
Jermaine Gresham	6	0	6	0	—	—	0	36
Jerome Simpson	4	0	4	0	—	—	0	24
Andre Caldwell	3	0	3	0	—	—	0	18
Bernard Scott	3	3	0	0	—	—	0	18
Geno Atkins	1	0	0	1	—	—	0	6
Colin Cochart	1	0	1	0	—	—	0	6
Andy Dalton	1	1	0	0	—	—	0	6
Carlos Dunlap	1	0	0	1	—	—	0	6
Reggie Nelson	1	0	0	1	—	—	0	6
Brandon Tate	1	0	0	1	—	—	0	6
(team)	—	—	—	—	—	—	1	2
BENGALS	35	10	21	4	33-34	33-38	1	344
OPPONENTS	37	14	21	2	35-35	22-27	0	323

Two-point conversions: None. BENGALS 0-1 (0-0 R, 0-1 P), OPPONENTS 0-2 (0-1 R, 0-1 P).

Fumbles-lost: Cedric Benson 5-2, Andy Dalton 4-2, Brandon Tate 3-1, Geno Atkins 1-1, Nate Clements 1-1, Jermaine Gresham 1-1, A.J. Green 1-0, Jordan Shipley 1-0. BENGALS 17-8, OPPONENTS 26-12.

RUSHING	ATT	YDS	AVG	LG	TD
Cedric Benson	273	1067	3.9	42	6
Bernard Scott	112	380	3.4	25t	3
Andy Dalton	37	152	4.1	17	1
Brian Leonard	17	85	5.0	14	0
A.J. Green	5	53	10.6	22	0
Andrew Hawkins	5	25	5.0	8	0
Cedric Peerman	3	15	5.0	11	0
Bruce Gradkowski	3	1	0.3	1	0
BENGALS	455	1778	3.9	42	10
OPPONENTS	425	1675	3.9	70t	14

RECEIVING	REC	YDS	AVG	LG	TD
A.J. Green	65	1057	16.3	58	7
Jermaine Gresham	56	596	10.6	31	6
Jerome Simpson	50	725	14.5	84	4
Andre Caldwell	37	317	8.6	49t	3
Andrew Hawkins	23	263	11.4	26	0
Brian Leonard	22	210	9.5	37	0
Cedric Benson	15	82	5.5	11	0
Bernard Scott	13	38	2.9	14	0
Donald Lee	11	115	10.5	26	0
Colin Cochart	5	44	8.8	25	1
Ryan Whalen	4	27	6.8	13	0
Jordan Shipley	4	14	3.5	5	0
Chris Pressley	3	19	6.3	9	0
BENGALS	308	3507	11.4	84	21
OPPONENTS	319	3662	11.5	74t	21

INTERCEPTIONS	NO	YDS	AVG	LG	TD
Reggie Nelson	4	115	28.8	75t	1
Leon Hall	2	15	7.5	15	0
Nate Clements	2	5	2.5	7	0
Rey Maualuga	1	2	2.0	2	0
Michael Johnson	1	0	0.0	0	0
BENGALS	10	137	13.7	75t	1
OPPONENTS	14	159	11.4	43t	1

PUNTING	NO	YDS	AVG	NET	TB	IN-20	LG	BLK.
Kevin Huber	91	4023	44.2	39.2	9	24	71	0
BENGALS	91	4023	44.2	39.2	9	24	71	0
OPPONENTS	98	4562	46.6	38.9	7	23	65	0

PUNT RETURNS	NO	FC	YDS	AVG	LG	TD
Brandon Tate	51	17	543	10.6	56t	1
Adam Jones	2	0	67	33.5	63	0
Nate Clements	0	1	0	—	—	0
BENGALS	53	18	610	11.5	63	1
OPPONENTS	38	26	273	7.2	60t	1

KICKOFF RETURNS	NO	YDS	AVG	LG	TD
Brandon Tate	42	998	23.8	45	0
Nate Clements	1	4	4.0	4	0
Cedric Peerman	1	10	10.0	10	0
Bernard Scott	1	26	26.0	26	0
Adam Jones	0	^-12	—	-12	0
BENGALS	45	1026	22.8	45	0
OPPONENTS	44	916	20.8	51	0

^Lateral.

FIELD GOALS	1-19	20-29	30-39	40-49	50+
Mike Nugent	0-0	14-14	5-8	14-16	0-0
BENGALS	0-0	14-14	5-8	14-16	0-0
OPPONENTS	1-1	8-8	4-4	7-9	2-5

Mike Nugent: (24G, 47G), (45G, 37G, 23G), (22G, 23G), (31G, 21G, 43G), (47G), (20G, 43G, 43WR), (34G, 48G), (36G), (43G), (27G), (23G, 40G, 26G), (33B), (22G, 47G, 49G, 28G), (21G, 41G), (24G, 35WR, 48WR, 41G, 32G), (46G, 36WR, 46G, 23G).

Opponents: (20G), (34G), (23G, 53G), (43G, 23G), (19G, 20G), (46G, 52B), (47G, 25G), (43G), (39G), (22G), (32G, 54G, 55SH), (50WR), (46G, 47WR, 33G), (45WR, 26G, 43G), (29G), (42G).

USUAL STARTERS

OFFENSE		DEFENSE	
WR	Jerome Simpson	LDE	Robert Geathers
LOT	Andrew Whitworth	NT	Domata Peko
LG	Nate Livings	DT	Geno Atkins
C	Kyle Cook	RDE	Frostee Rucker
RG	Bobbie Williams	SLB	Manny Lawson
ROT	Andre Smith	MLB	Rey Maualuga
TE	Jermaine Gresham	WLB	Thomas Howard
WR	A.J. Green	LCB	Nate Clements
QB	Andy Dalton	RCB	Leon Hall
HB	Cedric Benson		Adam Jones
FB	Chris Pressley	SS	Chris Crocker
		FS	Reggie Nelson

DEFENSE*	ST	AT	TT	SKS-YDS	INT-YDS	PD	FF	FR-YDS
Thomas Howard	64	35	99	1-4	0-0	3	2	0-0
Rey Maualuga	53	35	88	0-0	1-2	2	3	1-0
Reggie Nelson	57	25	82	2-16	4-115	12	2	0-0
Domata Peko	34	32	66	2.5-19	0-0	0	1	1-0
Chris Crocker	45	16	61	3.5-14	0-0	5	1	0-0
Nate Clements	49	6	55	1-8	2-5	12	2	2-0
Manny Lawson	30	21	51	1.5-6	0-0	4	0	0-0
Geno Atkins	26	21	47	7.5-37.5	0-0	3	2	2-19
Frostee Rucker	32	12	44	4-24	0-0	2	0	0-0
Michael Johnson	28	14	42	6-39.5	1-0	5	1	1-0
Leon Hall	29	3	32	0-0	2-15	7	0	1-10
Kelly Jennings	24	7	31	1-2	0-0	5	0	0-0
Robert Geathers	10	19	29	2.5-8	0-0	1	0	0-0
Adam Jones	26	2	28	0-0	0-0	6	0	0-0
Brandon Johnson	16	10	26	0-0	0-0	3	0	0-0
Jonathan Fanene	17	7	24	6.5-48	0-0	1	0	2-0
Gibril Wilson	12	11	23	0-0	0-0	0	1	1-0
Carlos Dunlap	11	12	23	4.5-42	0-0	3	0	1-35
Pat Sims	11	9	20	1-5	0-0	0	0	0-0
Dan Skuta	9	11	20	0.5-4	0-0	0	1	0-0
Morgan Trent	3	2	5	0-0	0-0	0	0	0-0
Taylor Mays	1	3	4	0-0	0-0	1	0	0-0
Nick Hayden	2	0	2	0-0	0-0	0	0	0-0
Jeromy Miles	2	0	2	0-0	0-0	0	0	0-0

SPECIAL TEAMS*	ST	AT	TT	FF	FR-YDS	BP	BFG	BXP
Jeromy Miles	13	1	14	0	0-0	0	0	0
Cedric Peerman	9	3	12	0	0-0	0	0	0
Dan Skuta	7	4	11	0	0-0	0	0	0
Gibril Wilson	9	1	10	0	0-0	0	0	0
Brian Leonard	6	1	7	0	0-0	0	0	0
Taylor Mays	6	0	6	0	0-0	0	0	0
Vincent Rey	6	0	6	0	0-0	0	0	0
Brandon Johnson	4	1	5	1	0-0	0	0	0
Andrew Hawkins	2	2	4	0	0-0	0	0	0
Reggie Nelson	2	1	3	0	0-0	0	0	0
Clark Harris	1	2	3	0	0-0	0	0	0
Kelly Jennings	2	0	2	0	0-0	0	0	0
Andre Caldwell	1	0	1	0	0-0	0	0	0
Colin Cochart	1	0	1	0	0-0	0	0	0
Manny Lawson	1	0	1	0	0-0	0	0	0
Rico Murray	1	0	1	0	0-0	0	0	0
Morgan Trent	1	0	1	0	0-0	0	0	0
Brandon Ghee	0	1	1	0	0-0	0	0	0
Nate Clements	0	0	0	0	0-0	0	1	0

MISCELLANEOUS DEFENSE*	ST	AT	TT	FF	FR-YDS
Andre Caldwell	2	0	2	0	0-0
Andy Dalton	2	0	2	0	0-0
A.J. Green	2	0	2	0	0-0
Jermaine Gresham	2	0	2	0	0-0
Nate Livings	2	0	2	0	0-0
Jerome Simpson	2	0	2	0	0-0
Andre Smith	2	0	2	0	0-0
Cedric Benson	1	1	2	0	0-0
Andrew Hawkins	1	0	1	0	0-0
Cedric Peerman	1	0	1	0	0-0
Andrew Whitworth	1	0	1	0	0-0
Bobbie Williams	0	1	1	0	0-0

PASSING	ATT	CMP	YDS	CMP%	YDS/ATT	TD	TD%	INT	INT%	LG	SKD-YDS	RAT
Andy Dalton	516	300	3398	58.1	6.59	20	3.9	13	2.5	84	24-160	80.4
Bruce Gradkowski	18	8	109	44.4	6.06	1	5.6	1	5.6	41t	1-7	59.7
Bernard Scott	1	0	0	0.0	0.00	0	0.0	0	0.0	—	0-0	39.6
BENGALS	535	308	3507	57.6	6.56	21	3.9	14	2.6	84	25-167	79.6
OPPONENTS	539	319	3662	59.2	6.79	21	3.9	10	1.9	74t	45-277	85.0

* *NOTE: All defensive statistics above are press box statistics produced at the games.*

2012 STATISTICS

RECORD: 10-6-0

HEAD COACH: MARVIN LEWIS
(BENGALS WERE WILD CARD QUALIFIER; SEE POSTSEASON PORTION OF TEAM HISTORY SECTION FOR POSTSEASON STATS)

DATE	W-L	SCORE	OPPONENT	ATTENDANCE
9-10-12	L	13-44	at Baltimore	71,064
9-16-12	W	34-27	CLEVELAND	63,036
9-23-12	W	38-31	at Washington	80,060
9-30-12	W	27-10	at Jacksonville	63,030
10-7-12	L	13-17	MIAMI	61,162
10-14-12	L	24-34	at Cleveland	67,060
10-21-12	L	17-24	PITTSBURGH	63,411
10-28-12			— BYE —	
11-4-12	L	23-31	DENVER	63,623
11-11-12	W	31-13	N.Y. GIANTS	56,614
11-18-12	W	28-6	at Kansas City	63,336
11-25-12	W	34-10	OAKLAND	56,503
12-2-12	W	20-13	at San Diego	54,980
12-9-12	L	19-20	DALLAS	63,590
12-13-12	W	34-13	at Philadelphia	69,144
12-23-12	W	13-10	at Pittsburgh	63,236
12-30-12	W	23-17	BALTIMORE	61,565

TEAM STATISTICS	BENGALS	OPPONENTS
TOTAL FIRST DOWNS	292	307
Rushing	95	99
Passing	173	183
Penalty	24	25
3rd Down: Made-Att.	74-217	79-219
3rd Down Pct.	34.1	36.1
4th Down: Made-Att.	11-16	5-12
4th Down Pct.	68.8	41.7
POSSESSION AVG.	30:26	29:34
TOTAL NET YARDS	5323	5115
Avg. Per Game	332.7	319.7
Total Plays	1016	1034
Avg. Per Play	5.2	4.9
NET YARDS RUSHING	1745	1715
Avg. Per Game	109.1	107.2
Total Rushes	430	423
NET YARDS PASSING	3578	3400
Avg. Per Game	223.6	212.5
Sacked-Yards Lost	46-229	51-361
Gross Yards	3807	3761
Att.-Completions	540-335	560-346
Completion Pct.	62.0	61.8
Had Intercepted	16	14
PUNTS-AVG.	76-46.6	86-44.4
Net Punting Avg.	76-42.0	86-36.8
PENALTIES-YARDS	99-857	90-779
FUMBLES-BALLS LOST	19-10	26-16
TOUCHDOWNS	43	34
Rushing	11	13
Passing	28	16
Returns	4	5

SCORE BY PERIODS	1	2	3	4	OT	PTS
BENGALS	113	104	63	111	0	391
OPPONENTS	42	102	80	96	0	320

SCORING	TD	TD-R	TD-P	TD-Rt	K-PAT	FG	S	PTS
Mike Nugent	0	0	0	0	35-35	19-23	0	92
A.J. Green	11	0	11	0	—	—	0	66
Josh Brown	0	0	0	0	8-8	11-12	0	41
BenJarvus Green-Ellis	6	6	0	0	—	—	0	36
Jermaine Gresham	5	0	5	0	—	—	0	30
Andy Dalton	4	4	0	0	—	—	0	24
Andrew Hawkins	4	0	4	0	—	—	0	24
Mohamed Sanu	4	0	4	0	—	—	0	24
Armon Binns	1	0	1	0	—	—	0	6
Carlos Dunlap	1	0	0	1	—	—	0	6
Wallace Gilberry	1	0	0	1	—	—	0	6
Leon Hall	1	0	0	1	—	—	0	6
Adam Jones	1	0	0	1	—	—	0	6
Marvin Jones	1	0	1	0	—	—	0	6
Cedric Peerman	1	1	0	0	—	—	0	6
Chris Pressley	1	0	1	0	—	—	0	6
Brandon Tate	1	0	1	0	—	—	0	6
BENGALS	43	11	28	4	43-43	30-35	0	391
OPPONENTS	34	13	16	5	33-33	27-32	0	320

Two-point conversions: None. BENGALS 0-0 (0-0 R, 0-0 P), OPPONENTS 1-1 (0-0 R, 1-1 P).

Fumbles-lost: Andy Dalton 4-4, Brandon Tate 4-1, BenJarvus Green-Ellis 3-2, A.J. Green 2-1, Jermaine Gresham 2-1, Armon Binns 1-1, Bruce Gradkowski 1-0, Andrew Hawkins 1-0, Trevor Robinson 1-0. BENGALS 19-10, OPPONENTS 26-16.

RUSHING	ATT	YDS	AVG	LG	TD
BenJarvus Green-Ellis	278	1094	3.9	48	6
Cedric Peerman	36	258	7.2	48	1
Andy Dalton	47	120	2.6	17	4
Brian Leonard	33	106	3.2	11	0
Marvin Jones	3	47	15.7	37	0
A.J. Green	4	38	9.5	20	0
Bernard Scott	8	35	4.4	29	0
Andrew Hawkins	6	30	5.0	11	0
Mohamed Sanu	5	15	3.0	7	0
Daniel Herron	4	5	1.3	6	0
Brandon Tate	1	0	0.0	0	0
Kevin Huber	1	-1	-1.0	-1	0
Bruce Gradkowski	4	-2	-0.5	0	0
BENGALS	430	1745	4.1	48	11
OPPONENTS	423	1715	4.1	32t	13

RECEIVING	REC	YDS	AVG	LG	TD
A.J. Green	97	1350	13.9	73t	11
Jermaine Gresham	64	737	11.5	55t	5
Andrew Hawkins	51	533	10.5	59t	4
BenJarvus Green-Ellis	22	104	4.7	13	0
Armon Binns	18	210	11.7	48t	1
Marvin Jones	18	201	11.2	23	1
Mohamed Sanu	16	154	9.6	34	4
Brandon Tate	13	211	16.2	44t	1
Brian Leonard	11	67	6.1	16	0
Cedric Peerman	9	85	9.4	16	0
Orson Charles	8	101	12.6	25	0
Ryan Whalen	7	53	7.6	10	0
Chris Pressley	1	1	1.0	1t	1
BENGALS	335	3807	11.4	73t	28
OPPONENTS	346	3761	10.9	71t	16

INTERCEPTIONS	NO	YDS	AVG	LG	TD
Chris Crocker	3	52	17.3	29	0
Reggie Nelson	3	10	3.3	10	0
Leon Hall	2	61	30.5	44	1
Terence Newman	2	0	0.0	0	0
Nate Clements	1	21	21.0	21	0
Carlos Dunlap	1	14	14.0	14t	1
Michael Johnson	1	3	3.0	3	0
Pat Sims	1	3	3.0	3	0
BENGALS	14	164	11.7	44	2
OPPONENTS	16	187	11.7	37	4

PUNTING	NO	YDS	AVG	NET	TB	IN-20	LG	BLK.
Kevin Huber	76	3540	46.6	42.0	7	33	69	0
BENGALS	76	3540	46.6	42.0	7	33	69	0
OPPONENTS	86	3816	44.4	36.8	8	22	68	1

PUNT RETURNS	NO	FC	YDS	AVG	LG	TD
Adam Jones	26	0	301	11.6	81t	1
Brandon Tate	21	11	187	8.9	32	0
BENGALS	47	11	488	10.4	81t	1
OPPONENTS	27	14	210	7.8	60	0

KICKOFF RETURNS	NO	YDS	AVG	LG	TD
Brandon Tate	32	795	24.8	45	0
Adam Jones	3	64	21.3	31	0
Orson Charles	2	17	8.5	10	0
Cedric Peerman	2	37	18.5	19	0
Chris Pressley	2	15	7.5	8	0
BENGALS	41	928	22.6	45	0
OPPONENTS	60	1468	24.5	105t	1

FIELD GOALS	1-19	20-29	30-39	40-49	50+
Mike Nugent	2-2	5-5	5-5	6-9	1-2
Josh Brown	0-0	3-3	4-4	3-3	1-2
BENGALS	2-2	8-8	9-9	9-12	2-4
OPPONENTS	1-1	6-7	7-7	11-12	2-5

Mike Nugent: (34G, 19G), (39G, 37G), (47G), (35G, 35G), (42G, 24G, 41WR), (44G), (48G), (28G, 46WR, 49G, 41G), (28G), (50WL), (48WR, 55G, 20G), (19G, 24G), (—), (—), (—), (—).

Josh Brown: (—), (—), (—), (—), (—), (—), (—), (—), (—), (—), (—), (—), (25G, 33G, 25G, 52G), (24G, 32G), (41G, 56SH, 43G), (47G, 32G, 38G).

Opponents: (46G, 40G, 39G), (50G, 25G), (36G), (21G), (46G, 53WL), (41G, 38G), (42G, 47G, 42G), (43G), (23G, 31G), (34G, 33G), (55G), (20G, 19G, 54HRU), (37G, 40G), (22G, 20G), (24WL, 40G, 53SH), (45WL, 49G).

PASSING	ATT	CMP	YDS	CMP%	YDS/ATT	TD	TD%	INT	INT%	LG	SKD-YDS	RAT
Andy Dalton	528	329	3669	62.3	6.95	27	5.1	16	3.0	59t	46-229	87.4
Bruce Gradkowski	11	5	65	45.5	5.91	0	0.0	0	0.0	44	0-0	64.6
Mohamed Sanu	1	1	73	100.0	73.00	1	100.0	0	0.0	73t	0-0	158.3
BENGALS	540	335	3807	62.0	7.05	28	5.2	16	3.0	73t	46-229	88.1
OPPONENTS	560	346	3761	61.8	6.72	16	2.9	14	2.5	71t	51-361	80.7

USUAL STARTERS

OFFENSE		DEFENSE	
WR	Marvin Jones	LDE	Robert Geathers
	Armon Binns	NT	Domata Peko
LOT	Andrew Whitworth	DT	Geno Atkins
LG	Clint Boling	RDE	Michael Johnson
C	Jeff Faine	SLB	Manny Lawson
	Trevor Robinson	MLB	Rey Maualuga
RG	Kevin Zeitler	WLB	Vontaze Burfict
ROT	Andre Smith	LCB	Terence Newman
TE	Jermaine Gresham	RCB	Leon Hall
WR	A.J. Green	SS	Chris Crocker
QB	Andy Dalton	FS	Reggie Nelson
HB	BenJarvus Green-Ellis		
FB	Chris Pressley		
	Orson Charles (2nd TE)		

DEFENSE*	ST	AT	TT	SKS-YDS	INT-YDS	PD	FF	FR-YDS
Vontaze Burfict	73	54	127	1-11	0-0	2	0	1-0
Rey Maualuga	62	60	122	1-0	0-0	4	0	1-0
Reggie Nelson	54	29	83	1-8	3-10	9	2	0-0
Terence Newman	52	21	73	0-0	2-0	10	1	2-8
Geno Atkins	39	15	54	12.5-90	0-0	2	4	0-0
Domata Peko	23	30	53	2-14	0-0	3	0	1-0
Michael Johnson	35	17	52	11.5-71	1-3	2	0	1-0
Nate Clements	30	21	51	0-0	1-21	5	1	0-0
Carlos Dunlap	34	7	41	6-55	1-14	3	4	3-2
Chris Crocker	29	12	41	0-0	3-52	5	0	1-12
Manny Lawson	29	9	38	2-16	0-0	1	1	0-0
Adam Jones	32	5	37	1-6	0-0	9	1	0-0
Leon Hall	23	14	37	0-0	2-61	11	0	0-0
Robert Geathers	12	18	30	3-15.5	0-0	0	0	0-0
Wallace Gilberry	15	9	24	6.5-48	0-0	0	1	3-31
Pat Sims	12	5	17	0-0	1-3	1	0	0-0
Taylor Mays	11	6	17	0-0	0-0	0	0	0-0
Jeromy Miles	10	5	15	0-0	0-0	0	0	0-0
Devon Still	5	9	14	0.5-2.5	0-0	0	1	0-0
Vincent Rey	8	4	12	1-8	0-0	1	0	0-0
Emmanuel Lamur	7	4	11	0-0	0-0	1	0	0-0
Dan Skuta	5	5	10	0-0	0-0	1	0	0-0
Thomas Howard	3	0	3	1-6	0-0	1	0	0-0
Jamaal Anderson	1	2	3	0-0	0-0	0	0	0-0
Jason Allen	2	0	2	0-0	0-0	0	0	0-0
Dre Kirkpatrick	2	0	2	0-0	0-0	0	0	0-0
Chris Lewis-Harris	2	0	2	0-0	0-0	0	0	0-0
Brandon Thompson	1	0	1	0-0	0-0	0	0	0-0
(team)	—	—	—	1-10	—	—	—	—

SPECIAL TEAMS*	ST	AT	TT	FF	FR-YDS	BP	BFG	BXP
Dan Skuta	11	6	17	0	0-0	0	0	0
Jeromy Miles	11	2	13	0	0-0	0	0	0
Vincent Rey	8	1	9	0	0-0	0	0	0
Emmanuel Lamur	3	5	8	0	0-0	0	0	0
Cedric Peerman	6	0	6	0	0-0	0	0	0
Taylor Mays	3	2	5	0	1-0	0	0	0
Ryan Whalen	1	4	5	0	0-0	0	0	0
Clark Harris	4	0	4	0	0-0	0	0	0
Daniel Herron	3	1	4	0	0-0	1	0	0
Brian Leonard	3	0	3	0	0-0	0	0	0
Adam Jones	1	2	3	0	0-0	0	0	0
Andrew Hawkins	2	0	2	0	0-0	0	0	0
Dre Kirkpatrick	2	0	2	0	0-0	0	0	0
Reggie Nelson	2	0	2	0	0-0	0	0	0
Terence Newman	2	0	2	0	0-0	0	0	0
Mohamed Sanu	1	1	2	0	0-0	0	0	0
George Iloka	0	2	2	0	0-0	0	0	0
Jason Allen	1	0	1	0	0-0	0	0	0
Leon Hall	1	0	1	0	0-0	0	0	0
Marvin Jones	1	0	1	0	0-0	0	0	0
Manny Lawson	1	0	1	0	0-0	0	0	0
Mike Nugent	1	0	1	0	0-0	0	0	0
Brandon Tate	1	0	1	0	0-0	0	0	0
Nate Clements	0	1	1	0	0-0	0	0	0
Roddrick Muckelroy	0	1	1	0	0-0	0	0	0
Vontaze Burfict	0	0	0	0	1-0	0	0	0

MISCELLANEOUS DEFENSE*	ST	AT	TT	FF	FR-YDS
Andrew Hawkins	3	0	3	0	0-0
Andre Smith	3	0	3	0	1-0
A.J. Green	2	0	2	0	0-0
Armon Binns	1	0	1	0	0-0
Clint Boling	1	0	1	0	0-0
Jeff Faine	1	0	1	0	0-0
BenJarvus Green-Ellis	1	0	1	0	0-0
Jermaine Gresham	1	0	1	0	0-0
Marvin Jones	1	0	1	0	0-0
Cedric Peerman	1	0	1	0	0-0
Andrew Whitworth	1	0	1	0	0-0
Kevin Zeitler	1	0	1	0	0-0

* *NOTE: All defensive statistics above are press box statistics produced at the games.*

OFFENSE/DEFENSE — YEAR-BY-YEAR TOTALS

OFFENSE

YEAR	PLAYS	FIRST DOWNS	NET YDS RUSH	NET YDS PASS	TOTAL NET YDS	PTS
1968	772	171	1807	1619	3426	215
1969	728	172	1523	2345	3868	280
1970	831	210	2057	1870	3927	312
1971	867	236	2142	2124	4266	284
1972	899	255	1996	2321	4317	299
1973	871	252	2236	2276	4512	286
1974	835	260	1978	2511	4489	283
1975	966	295	1819	3241	5060	340
1976	878	238	2109	2191	4300	335
1977	904	248	1861	2333	4194	238
1978	1034	271	2131	2741	4872	252
1979	1049	289	2329	2310	4639	337
1980	1060	283	2069	2815	4884	244
1981	1078	361	1973	3995	5968	421
1982	606	207	949	2339	3288	232
1983	1036	327	2104	3183	5287	346
1984	1081	339	2179	3301	5480	339
1985	1062	344	2183	3717	5900	441
1986	1046	348	2533	3957	6490	409
1987	1045	319	2164	3213	5377	285
1988	985	351	2710	3347	6057	448
1989	1083	348	2483	3618	6101	404
1990	943	277	2120	2943	5063	360
1991	993	286	1811	3158	4969	263
1992	934	248	1976	1943	3919	274
1993	986	239	1511	2541	4052	187
1994	990	267	1556	3236	4792	276
1995	975	288	1439	3753	5192	349
1996	1088	332	1793	3432	5225	372
1997	1002	310	1966	3316	5282	355
1998	979	271	1639	3185	4824	268
1999	1039	293	2051	3226	5277	283
2000	1001	254	2314	1946	4260	185
2001	1071	294	1712	3088	4800	226
2002	1054	315	1730	3476	5206	279
2003	1038	313	1987	3342	5329	346
2004	1004	286	1839	3301	5140	374
2005	1018	342	1910	3820	5730	421
2006	994	313	1629	3833	5462	373
2007	1008	320	1556	4012	5568	380
2008	984	245	1520	2406	3926	204
2009	1011	295	2056	2890	4946	305
2010	1046	317	1522	3767	5289	322
2011	1015	285	1778	3340	5118	344
2012	1016	292	1745	3578	5323	391

DEFENSE

YEAR	PLAYS	FIRST DOWNS	NET YDS RUSH	NET YDS PASS	TOTAL NET YDS	PTS
1968	916	275	2097	2620	4717	329
1969	935	278	2651	2686	5337	367
1970	874	236	1543	2635	4178	255
1971	811	213	1778	2128	3906	265
1972	794	207	1815	1737	3552	229
1973	840	219	1807	1898	3705	231
1974	892	256	2152	1790	3942	259
1975	889	241	2194	1729	3923	246
1976	930	234	1912	1758	3670	210
1977	901	253	1897	2227	4124	235
1978	1036	269	2396	2236	4632	284
1979	1052	334	2219	3692	5911	421
1980	995	286	1680	3124	4804	312
1981	1055	324	1881	3408	5289	304
1982	551	170	850	2043	2893	177
1983	973	276	1499	2828	4327	302
1984	1034	322	1868	3391	5259	339
1985	1019	337	1999	3664	5663	437
1986	1051	336	2122	3152	5274	394
1987	937	286	1641	3056	4697	370
1988	1059	322	2048	3134	5182	329
1989	997	280	2162	3135	5297	285
1990	1010	308	2085	3520	5605	352
1991	980	308	1662	3990	5652	435
1992	1024	319	2007	3326	5333	364
1993	1000	306	2220	2798	5018	319
1994	1053	310	1906	3248	5154	406
1995	1127	355	2104	4245	6349	374
1996	1047	317	1643	3826	5469	369
1997	1091	351	2223	3459	5682	405
1998	992	310	2612	3151	5763	452
1999	1011	316	1699	3798	5497	460
2000	1068	307	1925	3562	5487	359
2001	1013	281	1675	3157	4832	309
2002	976	315	2003	3262	5265	456
2003	999	320	2218	3402	5620	384
2004	1031	303	2062	3303	5365	372
2005	976	321	1850	3569	5419	350
2006	1038	337	1863	3818	5681	331
2007	1011	313	1893	3687	5580	385
2008	1013	296	1921	3287	5208	364
2009	980	276	1573	3249	4822	291
2010	957	290	1843	3469	5312	395
2011	1009	284	1675	3385	5060	323
2012	1034	307	1715	3400	5115	320

OFFENSE/DEFENSE – YEAR-BY-YEAR RANKINGS

OFFENSE

YEAR	TOTAL	RUSH	PASS
1968 (AFL/10 teams)	8 (244.7)	3 (129.1)	9 (115.6)
1969 (AFL/10 teams)	7 (276.3)	7 (108.8)	T-7 (167.5)
1970 (26 teams)	16 (280.5)	4 (146.9)	21 (133.6)
1971 (26 teams)	6 (304.7)	6 (153.0)	T-14 (151.7)
1972 (26 teams)	9 (308.4)	14 (142.6)	9 (165.8)
1973 (26 teams)	5 (322.3)	7 (159.7)	8 (162.6)
1974 (26 teams)	4 (320.6)	12 (141.3)	4 (179.4)
1975 (26 teams)	2 (361.4)	17 (129.9)	*1 (231.5)
1976 (28 teams)	15 (307.1)	15 (150.6)	13 (156.5)
1977 (28 teams)	13 (299.6)	T-18 (132.9)	7 (166.6)
1978 (28 teams)	11 (304.5)	18 (133.2)	10 (171.3)
1979 (28 teams)	23 (289.9)	11 (145.6)	24 (144.4)
1980 (28 teams)	19 (305.3)	12 (129.3)	21 (175.9)
1981 (28 teams)	2 (373.0)	17 (123.3)	3 (249.7)
1982 (28 teams)	2 (365.3)	20 (105.4)	3 (259.9)
1983 (28 teams)	14 (330.4)	16 (131.5)	14 (198.9)
1984 (28 teams)	5 (342.5)	T-6 (136.2)	T-13 (206.3)
1985 (28 teams)	3 (368.8)	12 (136.4)	4 (232.3)
1986 (28 teams)	*1 (405.6)	2 (158.3)	3 (247.3)
1987 (28 teams)	5 (358.5)	4 (144.3)	9 (214.2)
1988 (28 teams)	*1 (378.6)	*1 (169.4)	11 (209.2)
1989 (28 teams)	3 (381.3)	*1 (155.2)	7 (226.1)
1990 (28 teams)	9 (316.4)	5 (132.5)	15 (183.9)
1991 (28 teams)	14 (310.6)	12 (113.2)	11 (197.4)
1992 (28 teams)	26 (244.9)	8 (123.5)	27 (121.4)
1993 (28 teams)	27 (253.3)	24 (94.4)	27 (158.8)
1994 (28 teams)	18 (299.5)	18 (97.3)	18 (202.3)
1995 (30 teams)	17 (324.5)	24 (89.9)	11 (234.6)
1996 (30 teams)	10 (326.6)	13 (112.1)	12 (214.5)
1997 (30 teams)	10 (330.1)	9 (122.9)	13 (207.3)
1998 (30 teams)	17 (301.5)	19 (102.4)	17 (199.1)
1999 (31 teams)	15 (329.8)	T-6 (128.2)	23 (201.6)
2000 (31 teams)	29 (266.3)	2 (144.6)	31 (121.6)
2001 (31 teams)	23 (300.0)	T-18 (107.0)	23 (193.0)
2002 (32 teams)	18 (325.4)	21 (108.1)	13 (217.3)
2003 (32 teams)	13 (333.1)	13 (124.2)	12 (208.9)
2004 (32 teams)	18 (321.3)	17 (114.9)	17 (206.3)
2005 (32 teams)	6 (358.1)	11 (119.4)	5 (238.8)
2006 (32 teams)	8 (341.4)	26 (101.8)	6 (239.6)
2007 (32 teams)	10 (348.0)	24 (97.3)	7 (250.8)
2008 (32 teams)	32 (245.4)	29 (95.0)	30 (150.4)
2009 (32 teams)	24 (309.1)	9 (128.5)	26 (180.6)
2010 (32 teams)	20 (330.6)	27 (95.1)	13 (235.4)
2011 (32 teams)	20 (319.9)	19 (111.1)	20 (208.8)
2012 (32 teams)	22 (332.7)	18 (109.1)	17 (223.6)

DEFENSE

YEAR	TOTAL	RUSH	PASS
1968 (AFL/10 teams)	8 (336.9)	9 (149.8)	6 (187.1)
1969 (AFL/10 teams)	10 (381.2)	10 (189.4)	7 (191.9)
1970 (26 teams)	20 (298.4)	9 (110.2)	25 (188.2)
1971 (26 teams)	12 (279.0)	13 (127.0)	13 (152.0)
1972 (26 teams)	3 (253.7)	12 (129.6)	4 (124.1)
1973 (26 teams)	8 (264.6)	8 (129.1)	13 (135.6)
1974 (26 teams)	11 (281.6)	22 (153.7)	4 (127.9)
1975 (26 teams)	7 (280.2)	18 (156.7)	2 (123.5)
1976 (28 teams)	5 (262.1)	11 (136.6)	3 (125.6)
1977 (28 teams)	21 (294.6)	13 (135.5)	23 (159.1)
1978 (28 teams)	10 (289.5)	T-19 (149.8)	3 (139.8)
1979 (28 teams)	28 (369.4)	16 (138.7)	27 (230.8)
1980 (28 teams)	9 (300.3)	4 (105.0)	13 (195.3)
1981 (28 teams)	12 (330.6)	9 (117.6)	22 (213.0)
1982 (28 teams)	18 (321.4)	3 (94.4)	22 (227.0)
1983 (28 teams)	*1 (270.4)	T-2 (93.7)	3 (176.8)
1984 (28 teams)	13 (328.7)	11 (116.8)	18 (211.9)
1985 (28 teams)	22 (353.9)	15 (124.9)	24 (229.0)
1986 (28 teams)	20 (329.6)	22 (132.6)	10 (197.0)
1987 (28 teams)	8 (313.1)	8 (109.4)	14 (203.7)
1988 (28 teams)	15 (323.9)	18 (128.0)	10 (195.9)
1989 (28 teams)	7 (331.1)	10 (135.1)	9 (195.9)
1990 (28 teams)	25 (350.3)	22 (130.3)	26 (220.0)
1991 (28 teams)	28 (353.3)	13 (103.9)	28 (249.4)
1992 (28 teams)	26 (333.3)	24 (125.4)	25 (207.9)
1993 (28 teams)	16 (313.6)	27 (138.8)	2 (174.9)
1994 (28 teams)	15 (322.1)	23 (119.1)	9 (203.0)
1995 (30 teams)	30 (396.8)	26 (131.5)	29 (265.3)
1996 (30 teams)	25 (341.8)	12 (102.7)	29 (239.1)
1997 (30 teams)	28 (355.1)	29 (138.9)	21 (216.2)
1998 (30 teams)	28 (360.2)	30 (163.3)	12 (196.9)
1999 (31 teams)	25 (343.6)	16 (106.2)	28 (237.4)
2000 (31 teams)	22 (342.9)	24 (120.3)	23 (222.6)
2001 (31 teams)	9 (302.0)	11 (104.7)	12 (197.3)
2002 (32 teams)	17 (329.1)	22 (125.2)	13 (203.9)
2003 (32 teams)	28 (351.3)	T-25 (138.6)	24 (212.6)
2004 (32 teams)	19 (335.3)	26 (128.9)	13 (206.4)
2005 (32 teams)	28 (338.7)	20 (115.6)	26 (223.1)
2006 (32 teams)	30 (355.1)	15 (116.4)	T-31 (238.6)
2007 (32 teams)	27 (348.8)	21 (118.3)	26 (230.4)
2008 (32 teams)	12 (325.5)	21 (120.1)	15 (205.4)
2009 (32 teams)	4 (301.4)	7 (98.3)	6 (203.1)
2010 (32 teams)	15 (332.0)	19 (115.2)	T-14 (216.8)
2011 (32 teams)	7 (316.3)	10 (104.7)	9 (211.6)
2012 (32 teams)	6 (319.7)	12 (107.2)	7 (212.5)

Rankings based on average yards per game.
*T — tied; * — led league.*

YEAR-BY-YEAR INDIVIDUAL LEADERS

SCORING

YEAR	PLAYER	TD	TD-R	TD-P	TD-Rt	PAT	FG	S	PTS
1968	Dale Livingston	0	0	0	0	20-20	13-26	0	59
1969	Horst Muhlmann	0	0	0	0	32-33	16-24	0	80
1970	Horst Muhlmann	0	0	0	0	33-33	25-37	0	108
1971	Horst Muhlmann	0	0	0	0	31-31	20-36	0	91
1972	Horst Muhlmann	0	0	0	0	30-31	27-40	0	111
1973	Horst Muhlmann	0	0	0	0	31-32	21-31	0	94
1974	Horst Muhlmann	0	0	0	0	32-35	11-18	0	65
1975	Dave Green	0	0	0	0	40-45	10-21	0	70
1976	Chris Bahr	0	0	0	0	39-42	14-27	0	81
1977	Chris Bahr	0	0	0	0	25-26	19-27	0	82
1978	Chris Bahr	0	0	0	0	26-29	16-30	0	74
1979	Pete Johnson	15	14	1	0	—	—	0	90
1980	Ian Sunter	0	0	0	0	15-15	11-20	0	48
1981	Jim Breech	0	0	0	0	49-51	22-32	0	115
1982	Jim Breech	0	0	0	0	25-26	14-18	0	67
1983	Jim Breech	0	0	0	0	39-41	16-23	0	87
1984	Jim Breech	0	0	0	0	37-37	22-31	0	103
1985	Jim Breech	0	0	0	0	48-50	24-33	0	120
1986	Jim Breech	0	0	0	0	50-51	17-32	0	101
1987	Jim Breech	0	0	0	0	25-27	24-30	0	97
1988	Ickey Woods	15	15	0	0	—	—	0	90
1989	Jim Breech	0	0	0	0	37-38	12-14	0	73
1990	Jim Breech	0	0	0	0	41-44	17-21	0	92
1991	Jim Breech	0	0	0	0	27-27	23-29	0	96
1992	Jim Breech	0	0	0	0	31-31	19-27	0	88
1993	Doug Pelfrey	0	0	0	0	13-16	24-31	0	85
1994	Doug Pelfrey	0	0	0	0	24-25	28-33	0	108
1995	Doug Pelfrey	0	0	0	0	34-34	29-36	0	121
1996	Doug Pelfrey	0	0	0	0	41-41	23-28	0	110
1997	Doug Pelfrey	0	0	0	0	41-43	12-16	0	77
1998	Doug Pelfrey	0	0	0	0	21-21	19-27	0	78
1999	Doug Pelfrey	0	0	0	0	27-27	18-27	0	81
2000	Neil Rackers	0	0	0	0	21-21	12-21	0	57
2001	Corey Dillon	13	10	3	0	—	—	0	78
2002	Neil Rackers	0	0	0	0	30-32	15-18	0	75
2003	Shayne Graham	0	0	0	0	40-40	22-25	0	106
2004	Shayne Graham	0	0	0	0	41-41	27-31	0	122
2005	Shayne Graham	0	0	0	0	47-47	28-32	0	131
2006	Shayne Graham	0	0	0	0	40-42	25-30	0	115
2007	Shayne Graham	0	0	0	0	37-37	31-34	0	130
2008	Shayne Graham	0	0	0	0	15-15	21-24	0	78
2009	Shayne Graham	0	0	0	0	28-29	23-28	0	97
2010	Mike Nugent	0	0	0	0	17-17	15-19	0	62
2011	Mike Nugent	0	0	0	0	33-34	33-38	0	132
2012	Mike Nugent	0	0	0	0	35-35	19-23	0	92

PASSING

YEAR	PLAYER	ATT	CMP	YDS	CMP%	YDS/ATT	TD	TD%	INT	INT%	LG	SKD-YDS	RAT
1968	John Stofa	177	85	896	48.0	5.06	5	2.8	5	2.8	60	17-140	60.8
1969	Greg Cook	197	106	1854	53.8	9.41	15	7.6	11	5.6	78t	29-195	88.3
1970	Virgil Carter	278	143	1647	51.4	5.92	9	3.2	9	3.2	56t	21-154	66.9
1971	Virgil Carter	222	138	1624	62.2	7.32	10	4.5	7	3.2	90t	13-122	86.2
1972	Ken Anderson	301	171	1918	56.8	6.37	7	2.3	7	2.3	65t	18-155	74.0
1973	Ken Anderson	329	179	2428	54.4	7.38	18	5.5	12	3.6	78t	24-163	81.2
1974	Ken Anderson	328	213	2667	64.9	8.13	18	5.5	10	3.0	77t	36-292	95.7
1975	Ken Anderson	377	228	3169	60.5	8.41	21	5.6	11	2.9	55	32-247	93.9
1976	Ken Anderson	338	179	2367	53.0	7.00	19	5.6	14	4.1	85t	34-235	76.9
1977	Ken Anderson	323	166	2145	51.4	6.64	11	3.4	11	3.4	94t	28-197	69.7
1978	Ken Anderson	319	173	2219	54.2	6.96	10	3.1	22	6.9	57	30-237	58.0
1979	Ken Anderson	339	189	2340	55.8	6.90	16	4.7	10	2.9	73t	46-324	80.7
1980	Ken Anderson	275	166	1778	60.4	6.47	6	2.2	13	4.7	67t	24-174	66.9
1981	Ken Anderson	479	300	3754	62.6	7.84	29	6.1	10	2.1	74t	25-140	98.4
1982	Ken Anderson	309	218	2495	70.6	8.07	12	3.9	9	2.9	56t	26-154	95.3
1983	Ken Anderson	297	198	2333	66.7	7.86	12	4.0	13	4.4	80t	25-187	85.6
1984	Ken Anderson	275	175	2107	63.6	7.66	10	3.6	12	4.4	80t	24-191	81.0
1985	Boomer Esiason	431	251	3443	58.2	7.99	27	6.3	12	2.8	68t	32-289	93.2
1986	Boomer Esiason	469	273	3959	58.2	8.44	24	5.1	17	3.6	57	26-194	87.7
1987	Boomer Esiason	440	240	3321	54.5	7.55	16	3.6	19	4.3	61t	26-209	73.1
1988	Boomer Esiason	388	223	3572	57.5	9.21	28	7.2	14	3.6	86t	30-245	97.4
1989	Boomer Esiason	455	258	3525	56.7	7.75	28	6.2	11	2.4	74t	36-288	92.1
1990	Boomer Esiason	402	224	3031	55.7	7.54	24	6.0	22	5.5	53	31-198	77.0
1991	Boomer Esiason	413	233	2883	56.4	6.98	13	3.1	16	3.9	53	25-190	72.5
1992	Boomer Esiason	278	144	1407	51.8	5.06	11	4.0	15	5.4	38	19-150	57.0
1993	David Klingler	343	190	1935	55.4	5.64	6	1.7	9	2.6	51	40-202	66.6
1994	Jeff Blake	306	156	2154	51.0	7.04	14	4.6	9	2.9	76	19-120	76.9
1995	Jeff Blake	567	326	3822	57.5	6.74	28	4.9	17	3.0	88t	24-152	82.1
1996	Jeff Blake	549	308	3624	56.1	6.60	24	4.4	14	2.6	61t	44-278	80.3
1997	Jeff Blake	317	184	2125	58.0	6.70	8	2.5	7	2.2	50t	39-244	77.6
1998	Neil O'Donnell	343	212	2216	61.8	6.46	15	4.4	4	1.2	76t	30-217	90.2
1999	Jeff Blake	389	215	2670	55.3	6.86	16	4.1	12	3.1	76t	30-168	77.6
2000	Akili Smith	267	118	1253	44.2	4.69	3	1.1	6	2.2	46	36-191	52.8
2001	Jon Kitna	581	313	3216	53.9	5.54	12	2.1	22	3.8	49	25-185	61.1
2002	Jon Kitna	473	294	3178	62.2	6.72	16	3.4	16	3.4	72t	24-159	79.1
2003	Jon Kitna	520	324	3591	62.3	6.91	26	5.0	15	2.9	82t	37-249	87.4
2004	Carson Palmer	432	263	2897	60.9	6.71	18	4.2	18	4.2	76t	25-178	77.3
2005	Carson Palmer	509	345	3836	67.8	7.54	32	6.3	12	2.4	70t	19-105	101.1
2006	Carson Palmer	520	324	4035	62.3	7.76	28	5.4	13	2.5	74t	36-233	93.9
2007	Carson Palmer	575	373	4131	64.9	7.18	26	4.5	20	3.5	70t	17-119	86.7
2008	Ryan Fitzpatrick	372	221	1905	59.4	5.12	8	2.2	9	2.4	79	38-193	70.0
2009	Carson Palmer	466	282	3094	60.5	6.64	21	4.5	13	2.8	73	26-213	83.6
2010	Carson Palmer	586	362	3970	61.8	6.77	26	4.4	20	3.4	78t	26-201	82.4
2011	Andy Dalton	516	300	3398	58.1	6.59	20	3.9	13	2.5	84	24-160	80.4
2012	Andy Dalton	528	329	3669	62.3	6.95	27	5.1	16	3.0	59t	46-229	87.4

RUSHING

YEAR	PLAYER	ATT	YDS	AVG	LG	TD
1968	Paul Robinson	238	1023	4.3	87t	8
1969	Jess Phillips	118	578	4.9	83	3
1970	Jess Phillips	163	648	4.0	76t	4
1971	Fred Willis	135	590	4.4	36	7
1972	Essex Johnson	212	825	3.9	19	4
1973	Essex Johnson	195	997	5.1	46	4
1974	Charlie Davis	72	375	5.2	29	0
1975	Boobie Clark	167	594	3.6	17	4
1976	Boobie Clark	151	671	4.4	24	7
1977	Pete Johnson	153	585	3.8	65	4
1978	Pete Johnson	180	762	4.2	50t	7
1979	Pete Johnson	243	865	3.6	35t	14
1980	Pete Johnson	186	747	4.0	57t	6
1981	Pete Johnson	274	1077	3.9	39t	12
1982	Pete Johnson	156	622	4.0	21	7
1983	Pete Johnson	210	763	3.6	16t	14
1984	Larry Kinnebrew	154	623	4.0	23	9
1985	James Brooks	192	929	4.8	39	7
1986	James Brooks	205	1087	5.3	56t	5
1987	Larry Kinnebrew	145	570	3.9	52	8
1988	Ickey Woods	203	1066	5.3	56	15
1989	James Brooks	221	1239	5.6	65t	7
1990	James Brooks	195	1004	5.1	56t	5
1991	Harold Green	158	731	4.6	75t	2
1992	Harold Green	265	1170	4.4	53	2
1993	Harold Green	215	589	2.7	25	0
1994	Derrick Fenner	141	468	3.3	21	1
1995	Harold Green	171	661	3.9	23t	2
1996	Garrison Hearst	225	847	3.8	24	0
1997	Corey Dillon	233	1129	4.8	71t	10
1998	Corey Dillon	262	1130	4.3	66	4
1999	Corey Dillon	263	1200	4.6	50	5
2000	Corey Dillon	315	1435	4.6	80t	7
2001	Corey Dillon	340	1315	3.9	96t	10
2002	Corey Dillon	314	1311	4.2	67t	7
2003	Rudi Johnson	215	957	4.5	54	9
2004	Rudi Johnson	361	1454	4.0	52	12
2005	Rudi Johnson	337	1458	4.3	33	12
2006	Rudi Johnson	341	1309	3.8	22t	12
2007	Kenny Watson	178	763	4.3	24	7
2008	Cedric Benson	214	747	3.5	46	2
2009	Cedric Benson	301	1251	4.2	42	6
2010	Cedric Benson	321	1111	3.5	26	7
2011	Cedric Benson	273	1067	3.9	42	6
2012	BenJarvus Green-Ellis	278	1094	3.9	48	6

RECEPTIONS

YEAR	PLAYER	REC	YDS	AVG	LG	TD
1968	Bob Trumpy	37	639	17.3	80t	3
1969	Eric Crabtree	40	855	21.4	73t	7
1970	Chip Myers	32	542	16.9	56t	1
1971	Bob Trumpy	40	531	13.3	44	3
1972	Chip Myers	57	792	13.9	42	3
1973	Isaac Curtis	45	843	18.7	77t	9
	Boobie Clark	45	347	7.7	39	0
1974	Chip Myers	32	383	12.0	22	1
1975	Isaac Curtis	44	934	21.2	55	7
1976	Isaac Curtis	41	766	18.7	85t	6
1977	Billy Brooks	39	772	19.8	94t	4
1978	Isaac Curtis	47	737	15.7	57	3
1979	Don Bass	58	724	12.5	50	3
1980	Dan Ross	56	724	12.9	37	4
1981	Dan Ross	71	910	12.8	37	5
1982	Cris Collinsworth	49	700	14.3	50	1
1983	Cris Collinsworth	66	1130	17.1	63	5
1984	Cris Collinsworth	64	989	15.5	57t	6
1985	Cris Collinsworth	65	1125	17.3	71	5
1986	Cris Collinsworth	62	1024	16.5	46t	10
1987	Eddie Brown	44	608	13.8	47t	3
1988	Eddie Brown	53	1273	24.0	86t	9
1989	Tim McGee	65	1211	18.6	74t	8
1990	Eddie Brown	44	706	16.0	50t	9
1991	Eddie Brown	59	827	14.0	53	2
1992	Harold Green	41	214	5.2	19	0
1993	Jeff Query	56	654	11.7	51	4
1994	Carl Pickens	71	1127	15.9	70t	11
1995	Carl Pickens	99	1234	12.5	68t	17
1996	Carl Pickens	100	1180	11.8	61t	12
1997	Darnay Scott	54	797	14.8	77t	5
1998	Carl Pickens	82	1023	12.5	67t	5
1999	Darnay Scott	68	1022	15.0	76t	7
2000	Peter Warrick	51	592	11.6	46	4
2001	Peter Warrick	70	667	9.5	33	1
2002	Chad Johnson	69	1166	16.9	72t	5
2003	Chad Johnson	90	1355	15.1	82t	10
2004	Chad Johnson	95	1274	13.4	53t	9
2005	Chad Johnson	97	1432	14.8	70t	9
2006	T.J. Houshmandzadeh	90	1081	12.0	40t	9
2007	T.J. Houshmandzadeh	112	1143	10.2	42t	12
2008	T.J. Houshmandzadeh	92	904	9.8	46	4
2009	Chad Johnson	72	1047	14.5	50	9
2010	Terrell Owens	72	983	13.7	78t	9
2011	A.J. Green	65	1057	16.3	58	7
2012	A.J. Green	97	1350	13.9	73t	11

RECEIVING YARDS

YEAR	PLAYER	YDS	REC	AVG	LG	TD
1968	Bob Trumpy	639	37	17.3	80t	3
1969	Eric Crabtree	855	40	21.4	73t	7
1970	Chip Myers	542	32	16.9	56t	1
1971	Bob Trumpy	531	40	13.3	44	3
1972	Chip Myers	792	57	13.9	42	3
1973	Isaac Curtis	843	45	18.7	77t	9
1974	Isaac Curtis	633	30	21.1	77t	10
1975	Isaac Curtis	934	44	21.2	55	7
1976	Isaac Curtis	766	41	18.7	85t	6
1977	Billy Brooks	772	39	19.8	94t	4
1978	Isaac Curtis	737	47	15.7	57	3
1979	Don Bass	724	58	12.5	50	3
1980	Dan Ross	724	56	12.9	37	4
1981	Cris Collinsworth	1009	67	15.1	74t	8
1982	Cris Collinsworth	700	49	14.3	50	1
1983	Cris Collinsworth	1130	66	17.1	63	5
1984	Cris Collinsworth	989	64	15.5	57t	6
1985	Cris Collinsworth	1125	65	17.3	71	5
1986	Cris Collinsworth	1024	62	16.5	46t	10
1987	Eddie Brown	608	44	13.8	47t	3
1988	Eddie Brown	1273	53	24.0	86t	9
1989	Tim McGee	1211	65	18.6	74t	8
1990	Tim McGee	737	43	17.1	52	1
1991	Eddie Brown	827	59	14.0	53	2
1992	Tim McGee	408	35	11.7	36	3
1993	Jeff Query	654	56	11.7	51	4
1994	Carl Pickens	1127	71	15.9	70t	11
1995	Carl Pickens	1234	99	12.5	68t	17
1996	Carl Pickens	1180	100	11.8	61t	12
1997	Darnay Scott	797	54	14.8	77t	5
1998	Carl Pickens	1023	82	12.5	67t	5
1999	Darnay Scott	1022	68	15.0	76t	7
2000	Peter Warrick	592	51	11.6	46	4
2001	Darnay Scott	819	57	14.4	49	2
2002	Chad Johnson	1166	69	16.9	72t	5
2003	Chad Johnson	1355	90	15.1	82t	10
2004	Chad Johnson	1274	95	13.4	53t	9
2005	Chad Johnson	1432	97	14.8	70t	9
2006	Chad Johnson	1369	87	15.7	74t	7
2007	Chad Johnson	1440	93	15.5	70t	8
2008	T.J. Houshmandzadeh	904	92	9.8	46	4
2009	Chad Johnson	1047	72	14.5	50	9
2010	Terrell Owens	983	72	13.7	78t	9
2011	A.J. Green	1057	65	16.3	58	7
2012	A.J. Green	1350	97	13.9	73t	11

PUNTING

YEAR	PLAYER	NO	YDS	AVG	NET	TB	IN-20	LG	BLK.
1968	Dale Livingston	70	3036	43.4	—	2	—	66	0
1969	Dale Livingston	70	2769	39.6	—	5	—	55	1
1970	Dave Lewis	79	3651	46.2	—	9	—	63	0
1971	Dave Lewis	72	3229	44.8	—	8	—	56	0
1972	Dave Lewis	66	2777	42.1	—	6	—	60	0
1973	Dave Lewis	68	2790	41.0	—	4	—	60	0
1974	Dave Green	66	2701	40.9	—	10	—	53	0
1975	Dave Green	68	2655	39.0	—	6	—	57	1
1976	Pat McInally	76	2999	39.5	—	6	—	61	0
1977	Pat McInally	67	2802	41.8	—	3	—	67	1
1978	Pat McInally	91	3919	43.1	—	10	—	65	0
1979	Pat McInally	89	3678	41.3	—	12	—	61	2
1980	Pat McInally	83	3390	40.8	—	12	—	61	2
1981	Pat McInally	72	3272	45.4	—	11	—	62	1
1982	Pat McInally	31	1201	38.7	—	4	—	53	0
1983	Pat McInally	67	2804	41.9	—	9	13	60	2
1984	Pat McInally	67	2832	42.3	—	8	19	61	0
1985	Pat McInally	57	2410	42.3	—	7	8	64	1
1986	Jeff Hayes	56	1965	35.1	—	3	11	52	2
1987	Scott Fulhage	52	2168	41.7	—	5	10	58	0
1988	Scott Fulhage	44	1672	38.0	—	5	13	53	2
1989	Lee Johnson	61	2446	40.1	30.2	11	14	62	2
1990	Lee Johnson	64	2705	42.3	34.3	8	12	70	0
1991	Lee Johnson	64	2795	43.7	34.7	6	15	62	0
1992	Lee Johnson	76	3196	42.1	35.9	9	15	64	0
1993	Lee Johnson	90	3954	43.9	36.6	12	24	60	0
1994	Lee Johnson	79	3461	43.8	35.3	9	19	64	1
1995	Lee Johnson	68	2861	42.1	38.6	4	26	61	0
1996	Lee Johnson	80	3630	45.4	34.4	17	16	67	1
1997	Lee Johnson	81	3471	42.9	35.9	8	27	66	0
1998	Lee Johnson	69	3083	44.7	35.6	8	14	69	1
1999	Will Brice	60	2475	41.3	32.1	4	12	72	2
2000	Daniel Pope	94	3775	40.2	33.1	14	18	57	0
2001	Nick Harris	84	3372	40.1	33.9	6	21	57	1
2002	Nick Harris	65	2608	40.1	31.4	4	11	57	1
2003	Kyle Richardson	49	1961	40.0	33.5	5	9	58	0
2004	Kyle Larson	83	3499	42.2	35.5	7	21	66	1
2005	Kyle Larson	60	2591	43.2	35.6	8	13	75	1
2006	Kyle Larson	77	3428	44.5	38.6	11	26	67	0
2007	Kyle Larson	59	2437	41.3	35.2	3	21	55	0
2008	Kyle Larson	100	3945	39.5	34.1	3	28	57	1
2009	Kevin Huber	86	3713	43.2	36.3	10	24	61	0
2010	Kevin Huber	71	2992	42.1	38.2	6	28	72	1
2011	Kevin Huber	91	4023	44.2	39.2	9	24	71	0
2012	Kevin Huber	76	3540	46.6	42.0	7	33	69	0

PUNT RETURNS

YEAR	PLAYER	NO	FC	YDS	AVG	LG	TD
1968	Essex Johnson	22	2	111	5.0	45	0
1969	Essex Johnson	17	6	85	5.0	17	0
1970	Lemar Parrish	23	15	194	8.4	79t	1
1971	Lemar Parrish	12	9	93	7.8	47	0
1972	Tommy Casanova	30	19	289	9.6	66t	1
1973	Lemar Parrish	25	1	200	8.0	47	0
1974	Lemar Parrish	18	1	338	18.8	90t	2
1975	Lyle Blackwood	23	0	123	5.3	31	0
1976	Willie Shelby	21	4	162	7.7	30	0
1977	Tony Davis	19	6	220	11.6	70	0
1978	Tony Davis	22	8	130	5.9	12	0
1979	Vaughn Lusby	32	4	260	8.1	40	0
1980	Cleotha Montgomery	31	7	223	7.2	42	0
1981	Mike Fuller	23	13	177	7.7	34	0
1982	Mike Fuller	17	8	95	5.6	13	0
1983	Mike Martin	23	3	227	9.9	19	0
1984	Mike Martin	24	5	376	15.7	55	0
1985	Mike Martin	32	8	268	8.4	26	0
1986	Ray Horton	11	3	111	10.1	25	0
1987	Mike Martin	28	5	277	9.9	21	0
1988	Ira Hillary	17	5	166	9.8	20	0
1989	Mike Martin	15	4	107	7.1	17	0
1990	Mitchell Price	29	14	251	8.7	66t	1
1991	Mitchell Price	14	6	203	14.5	78t	1
1992	Carl Pickens	18	9	229	12.7	95t	1
1993	Patrick Robinson	43	6	305	7.1	36	0
1994	Corey Sawyer	26	16	307	11.8	82t	1
1995	Eric Bieniemy	7	1	47	6.7	10	0
1996	Corey Sawyer	15	5	117	7.8	62	0
1997	Greg Myers	26	19	201	7.7	18	0
1998	Damon Gibson	27	19	218	8.1	65t	1
1999	Damon Griffin	23	3	195	8.5	34	0
2000	Craig Yeast	34	14	225	6.6	27	0
2001	T.J. Houshmandzadeh	12	5	163	13.6	86	0
2002	T.J. Houshmandzadeh	24	4	117	4.9	34	0
2003	Peter Warrick	25	8	273	10.9	68t	1
2004	Keiwan Ratliff	17	5	207	12.2	49	0
2005	Keiwan Ratliff	28	14	157	5.6	13	0
2006	Keiwan Ratliff	27	9	176	6.5	38	0
2007	Antonio Chatman	18	8	93	5.2	19	0
2008	Antonio Chatman	21	5	158	7.5	34	0
2009	Quan Cosby	40	19	474	11.9	60	0
2010	Quan Cosby	30	21	225	7.5	20	0
2011	Brandon Tate	51	17	543	10.6	56t	1
2012	Adam Jones	26	0	301	11.6	81t	1

KICKOFF RETURNS

YEAR	PLAYER	NO	YDS	AVG	LG	TD
1968	Warren McVea	14	310	22.1	30	0
1969	Ken Riley	14	334	23.9	40	0
1970	Lemar Parrish	16	482	30.1	95t	1
1971	Paul Robinson	18	335	18.6	37	0
1972	Bernard Jackson	21	509	24.2	62	0
1973	Bernard Jackson	21	520	24.8	41	0
1974	Bernard Jackson	29	682	23.5	45	0
1975	Bernard Jackson	25	587	23.5	39	0
1976	Willie Shelby	30	761	25.4	97t	1
1977	Willie Shelby	19	403	21.2	38	0
1978	Ray Griffin	37	787	21.3	39	0
1979	Deacon Turner	55	1149	20.9	36	0
1980	Cleotha Montgomery	44	843	19.2	40	0
1981	David Verser	29	691	23.8	78	0
1982	Rodney Tate	14	314	22.4	55	0
1983	John Simmons	14	317	22.6	36	0
1984	Stanford Jennings	22	452	20.5	46	0
1985	Mike Martin	48	1104	23.0	45	0
1986	Tim McGee	43	1007	23.4	94	0
1987	Barney Bussey	21	406	19.3	34	0
1988	Stanford Jennings	32	684	21.4	98t	1
1989	Stanford Jennings	26	525	20.2	33	0
1990	Stanford Jennings	29	584	20.1	33	0
1991	Eric Ball	13	262	20.2	24	0
1992	Eric Ball	20	411	20.6	48	0
1993	Eric Ball	23	501	21.8	45	0
1994	Eric Ball	42	915	21.8	43	0
1995	David Dunn	50	1092	21.8	45	0
1996	David Dunn	35	782	22.3	90t	1
1997	Eric Bieniemy	34	789	23.2	102t	1
1998	Tremain Mack	45	1165	25.9	97t	1
1999	Tremain Mack	51	1382	27.1	99t	1
2000	Tremain Mack	50	1036	20.7	50	0
2001	Curtis Keaton	42	891	21.2	64	0
2002	Brandon Bennett	49	1231	25.1	94t	1
2003	Brandon Bennett	53	1146	21.6	46	0
2004	Cliff Russell	39	872	22.4	40	0
2005	Tab Perry	64	1562	24.4	94	0
2006	Chris Perry	21	412	19.6	36	0
2007	Glenn Holt	59	1432	24.3	100t	1
2008	Glenn Holt	46	1110	24.1	60	0
2009	Andre Caldwell	29	539	18.6	39	0
2010	Bernard Scott	56	1257	22.4	60	0
2011	Brandon Tate	42	998	23.8	45	0
2012	Brandon Tate	32	795	24.8	45	0

INTERCEPTIONS

YEAR	PLAYER	NO	YDS	AVG	LG	TD
1968	Jess Phillips	3	26	8.7	23	0
1969	Fletcher Smith	4	67	16.8	29	0
	Bobby Hunt	4	66	16.5	27	0
	Ken Riley	4	66	16.5	66	0
	Bill Peterson	4	23	5.8	17	0
1970	Lemar Parrish	5	28	5.6	19	0
1971	Lemar Parrish	7	105	15.0	65t	1
1972	Tommy Casanova	5	108	21.6	33	0
	Lemar Parrish	5	90	18.0	33t	2
1973	Tommy Casanova	4	33	8.3	16	0
1974	Ken Riley	5	33	6.6	19	0
1975	Ken Riley	6	76	12.7	30t	1
1976	Ken Riley	9	141	15.7	53t	1
1977	Lemar Parrish	3	95	31.7	47t	1
	Reggie Williams	3	67	22.3	54t	1
1978	Dick Jauron	4	52	13.0	24t	1
1979	Dick Jauron	6	41	6.8	12	0
1980	Louis Breeden	7	91	13.0	29	0
1981	Ken Riley	5	6	1.2	6	0
1982	Ken Riley	5	88	17.6	56t	1
1983	Ken Riley	8	89	11.1	42t	2
1984	Louis Breeden	4	96	24.0	70	0
	Robert Jackson	4	32	8.0	28t	1
	Bobby Kemp	4	27	6.8	14	0
1985	James Griffin	7	116	16.6	33	1
1986	Louis Breeden	7	72	10.3	36t	1
1987	Robert Jackson	3	49	16.3	29	0
	David Fulcher	3	30	10.0	28	0
1988	Eric Thomas	7	61	8.7	37	0
1989	David Fulcher	8	87	10.9	22	0
1990	Barney Bussey	4	37	9.3	18	0
	David Fulcher	4	20	5.0	18	0
1991	David Fulcher	4	51	12.8	27t	1
1992	Darryl Williams	4	65	16.3	30	0
1993	Mike Brim	3	74	24.7	30	1
1994	Louis Oliver	3	36	12.0	19	0
1995	Bracey Walker	4	56	14.0	23	0
1996	Ashley Ambrose	8	63	7.9	31t	1
1997	Corey Sawyer	4	44	11.0	37	0
1998	Sam Shade	3	33	11.0	32	0
	Artrell Hawkins	3	21	7.0	12	0
1999	Rodney Heath	3	72	24.0	58t	1
2000	Tom Carter	2	40	20.0	30	0
	Takeo Spikes	2	12	6.0	7	0
2001	Kevin Kaesviharn	3	41	13.7	29	0
	Artrell Hawkins	3	26	8.7	22	0
2002	Artrell Hawkins	2	102	51.0	102t	1
	Kevin Kaesviharn	2	17	8.5	17	0
2003	Tory James	4	56	14.0	31	0
2004	Tory James	8	66	8.3	23	0
2005	Deltha O'Neal	10	103	10.3	37	0
2006	Kevin Kaesviharn	6	24	4.0	22	0
2007	Leon Hall	5	16	3.2	12	0
2008	Leon Hall	3	87	29.0	50t	1
2009	Johnathan Joseph	6	92	15.3	32	1
	Leon Hall	6	47	7.8	26	0
2010	Leon Hall	4	19	4.8	22	0
2011	Reggie Nelson	4	115	28.8	75t	1
2012	Chris Crocker	3	52	17.3	29	0
	Reggie Nelson	3	10	3.3	10	0

ALL-TIME SCORING

Order based on total points. Updated through 2012 season.
Players active with Bengals as of June 28, 2013 are listed in bold.

NAME, POS., YEARS	TD-R	TD-P	TD-Rt	PAT	2-PT. CONV.	FG	S	PTS
Jim Breech, K 1980-92	0	0	0	476	0	225	0	1151
Shayne Graham, K 2003-09	0	0	0	248	0	177	0	779
Doug Pelfrey, K 1993-99	0	0	0	201	0	153	0	660
Horst Muhlmann, K 1969-74	0	0	0	189	0	120	0	549
Pete Johnson, RB 1977-83	64	6	0	—	0	—	0	420
Chad Johnson, WR 2001-10	0	66	0	—	0	—	0	396
Carl Pickens, WR-PR 1992-99	0	63	1	—	2	—	0	388
James Brooks, RB 1984-91	37	27	0	—	0	—	0	384
Isaac Curtis, WR 1973-84	0	53	0	—	0	—	0	318
Chris Bahr, K 1976-79	0	0	0	130	0	62	0	316
Corey Dillon, RB 1997-2003	45	5	0	—	0	—	0	300
Rudi Johnson, RB 2001-07	48	1	0	—	1	—	0	296
Mike Nugent, K 2010-12	0	0	0	85	0	67	0	286
Eddie Brown, WR 1985-91	0	41	0	—	0	—	0	246
Larry Kinnebrew, RB 1983-87	37	3	0	—	0	—	0	240
T.J. Houshmandzadeh, WR-PR 2001-08	1	37	0	—	0	—	0	228
Cris Collinsworth, WR 1981-88	0	36	0	—	0	—	0	216
Darnay Scott, WR 1994-2001	0	36	0	—	0	—	0	216
Bob Trumpy, TE-WR 1968-77	0	35	0	—	0	—	0	210
Neil Rackers, K 2000-02	0	0	0	74	0	44	0	206
Rodney Holman, TE 1982-92	0	34	0	—	0	—	0	204
Essex Johnson, RB 1968-75	18	11	0	—	0	—	0	174
Boobie Clark, FB 1973-78	25	2	0	—	0	—	0	162
Ickey Woods, FB 1988-91	27	0	0	—	0	—	0	162
Tim McGee, WR-KOR 1986-92, 94-95	0	25	0	—	0	—	0	150
Cedric Benson, RB 2008-11	21	1	0	—	0	—	1	134
Peter Warrick, WR-PR 2000-04	2	18	2	—	0	—	0	132
Chris Henry, WR 2005-09	0	21	0	—	0	—	0	126
Paul Robinson, RB-KOR 1968-72	19	2	0	—	0	—	0	126
Tony McGee, TE 1993-2001	0	20	0	—	1	—	0	122
Ken Anderson, QB 1971-86	20	0	0	—	0	—	0	120
Stanford Jennings, RB-KOR 1984-90	9	9	1	—	0	—	0	114
A.J. Green, WR 2011-12	0	18	0	—	0	—	0	108
Ki-Jana Carter, RB 1995-99	16	1	0	—	0	—	0	102
Dan Ross, TE 1979-83, 85	0	16	0	—	0	—	0	96
Jermaine Gresham, TE-2010-12	0	15	0	—	1	—	0	92
Charles Alexander, HB-FB 1979-85	13	2	0	—	0	—	0	90
Don Bass, WR-TE 1978-81	0	13	1	—	0	—	0	84
Stan Fritts, RB 1975-76	11	2	0	—	0	—	0	78
Archie Griffin, RB 1976-83	7	6	0	—	0	—	0	78
Lemar Parrish, CB-PR-KOR 1970-77	0	0	13	—	0	—	0	78
Stanley Wilson, RB 1983-84,86,88	11	2	0	—	0	—	0	78
Lenvil Elliott, RB 1973-78	3	9	0	—	0	—	0	72
Chip Myers, WR 1969-76	0	12	0	—	0	—	0	72
Dave Green, P-K 1974-75	0	0	0	40	0	10	0	70
Eric Ball, FB-KOR 1989-94	8	3	0	—	0	—	0	66
Eric Crabtree, WR 1969-71	0	11	0	—	0	—	0	66
Derrick Fenner, FB 1992-94	9	2	0	—	0	—	0	66
Harold Green, RB 1990-95	8	3	0	—	0	—	0	66
Jeff Blake, QB 1994-99	10	0	0	—	2	—	0	64
Doug Dressler, RB 1970-74	9	1	0	—	0	—	0	60
M.L. Harris, TE 1980-85	0	10	0	—	0	—	0	60
Jess Phillips, RB-DB 1968-72	8	2	0	—	0	—	0	60
Craig Taylor, RB 1989-91	7	3	0	—	0	—	0	60
Dale Livingston, P-K 1968-69	0	0	0	20	0	13	0	59
Steve Kreider, WR 1979-86	0	9	0	2	0	—	0	56
Matt Schobel, TE 2002-05	0	9	0	—	1	—	0	56
Bruce Coslet, TE 1969-76	0	9	0	—	0	—	0	54
Terrell Owens, WR 2010	0	9	0	—	0	—	0	54
Speedy Thomas, WR 1969-72	1	8	0	—	0	—	0	54
Kelley Washington, WR 2003-06	0	9	0	—	0	—	0	54
Kenny Watson, RB 2003-08	8	1	0	—	0	—	0	54
Jeremi Johnson, FB 2003-09	2	6	0	—	0	—	0	48
Ian Sunter, K 1980	0	0	0	15	0	11	0	48
Brandon Bennett, RB-KOR 1998-2003	5	1	1	—	0	—	0	42
Eric Bieniemy, RB-KOR 1995-98	6	0	1	—	0	—	0	42
Billy Brooks, WR 1976-79	0	7	0	—	0	—	0	42
Jeff Query, WR 1992-95	0	7	0	—	0	—	0	42
Jerome Simpson, WR 2008-11	0	7	0	—	0	—	0	42
Ed Williams, RB 1974-75	5	2	0	—	0	—	0	42
Fred Willis, RB 1971-72	7	0	0	—	0	—	0	42
Josh Brown, K 2012	0	0	0	8	0	11	0	41
Andre Caldwell, WR-KOR 2008-11	0	6	0	—	0	—	0	36
BenJarvus Green-Ellis, RB 2012	6	0	0	—	0	—	0	36
Charlie Joiner, WR 1972-75	0	6	0	—	0	—	0	36
Mike Martin, WR-PR-KOR 1983-89	0	6	0	—	0	—	0	36
Jack Thompson, QB 1979-82	6	0	0	—	0	—	0	36
Carson Palmer, QB 2003-10	5	0	0	—	1	—	0	32
Laveranues Coles, WR 2009	0	5	0	—	0	—	0	30
Andy Dalton, QB 2011-12	5	0	0	—	0	—	0	30
Tony Davis, RB-PR 1976-78	5	0	0	—	0	—	0	30
David Dunn, WR-KOR 1995-98	0	4	1	—	0	—	0	30
Boomer Esiason, QB 1984-92, 97	5	0	0	—	0	—	0	30
Eric Kattus, TE 1986-91	0	5	0	—	0	—	0	30
Jon Kitna, QB 2001-05	5	0	0	—	0	—	0	30
Pat McInally, P-WR 1976-85	0	5	0	—	0	—	0	30
Ken Riley, CB 1969-83	0	0	5	—	0	—	0	30
Bernard Scott, RB-KOR 2009-12	4	0	1	—	0	—	0	30
Clint Stitser, K 2010	0	0	0	8	0	7	0	29
Brian Milne, RB 1996-99	4	0	0	—	1	—	0	26
Virgil Carter, QB 1970-73	4	0	0	1	0	—	0	25
Tommy Casanova, S-PR 1972-77	0	0	4	—	0	—	0	24
Damon Gibson, WR-PR 1998	0	3	1	—	0	—	0	24
Andrew Hawkins, WR 2011-12	0	4	0	—	0	—	0	24
James Hundon, WR-KOR 1996-99	0	4	0	—	0	—	0	24
Johnathan Joseph, CB 2006-10	0	0	4	—	0	—	0	24
Anthony Munoz, OT 1980-92	0	4	0	—	0	—	0	24
Chris Perry, RB 2004-08	2	2	0	—	0	—	0	24
Mohamed Sanu, WR 2012	0	4	0	—	0	—	0	24
Reggie Williams, LB 1976-89	0	0	3	—	0	—	2	22
Ron Dugans, WR 2000-02	0	3	0	—	1	—	0	20
James Francis, LB 1990-98	0	0	3	—	0	—	1	20
Jim Gallery, K 1989	0	0	0	13	0	2	0	19
Al Beauchamp, LB 1968-75	0	0	3	—	0	—	0	18
James Griffin, S 1983-85	0	0	3	—	0	—	0	18
Ray Griffin, CB-KOR 1978-84	0	0	3	—	0	—	0	18
Glenn Holt, WR-KOR 2006-08	0	2	1	—	0	—	0	18
Reggie Kelly, TE 2003-10	0	3	0	—	0	—	0	18
Warren McVea, WR-KOR 1968	1	2	0	—	0	—	0	18
Scott Perry, CB 1976-79	0	0	3	—	0	—	0	18
Turk Schonert, QB 1980-85, 87-89	3	0	0	—	0	—	0	18
Jordan Shipley, WR 2010-11	0	3	0	—	0	—	0	18
Brian Simmons, LB 1998-2006	0	0	3	—	0	—	0	18
Craig Thompson, TE 1992-93	0	3	0	—	0	—	0	18
David Verser, WR-KOR 1981-84	0	3	0	—	0	—	0	18
Rick Walker, TE 1977-79	0	3	0	—	0	—	0	18
Sam Wyche, QB 1968-70	3	0	0	—	0	—	0	18
Steve Broussard, RB 1994	2	0	0	—	1	—	0	14
David Fulcher, S 1986-92	0	0	2	—	0	—	1	14
Willie Jackson, WR 1998-99	0	2	0	—	1	—	0	14
Darryl Williams, S 1992-95, 2000-01	0	0	2	—	0	—	1	14
Mike Barber, WR 1990-92	0	2	0	—	0	—	0	12
Marco Battaglia, TE 1996-2001	0	2	0	—	0	—	0	12
Royce Berry, DE 1969-75	0	0	2	—	0	—	0	12
Louis Breeden, CB 1977-87	0	0	2	—	0	—	0	12
Barney Bussey, S-KOR 1986-92	0	0	2	—	0	—	0	12
Jeff Cothran, FB 1994-96	1	1	0	—	0	—	0	12
Carlos Dunlap, DE 2010-12	0	0	2	—	0	—	0	12
Ryan Fitzpatrick, QB 2007-08	2	0	0	—	0	—	0	12
J.P. Foschi, TE 2009-10	0	2	0	—	0	—	0	12
Robert Geathers, DE-LB 2004-12	0	0	2	—	0	—	0	12
Leon Hall, CB 2007-12	0	0	2	—	0	—	0	12
Ira Hillary, WR-PR 1987-89	0	2	0	—	0	—	0	12
Ray Horton, CB 1983-88	0	0	2	—	0	—	0	12
Robert Jackson, S 1981-87, 89	0	0	2	—	0	—	0	12
Adam Jones, CB-PR 2010-12	0	0	2	—	0	—	0	12
Nick Luchey, FB/H-B 1999-2002, 05	2	0	0	—	0	—	0	12
Tremain Mack, S-CB-KOR 1997-2000	0	0	2	—	0	—	0	12
Chinedum Ndukwe, S 2007-10	0	0	2	—	0	—	0	12
Lorenzo Neal, RB 2001-02	0	2	0	—	0	—	0	12
Tab Perry, WR-KOR 2005-07	1	1	0	—	0	—	0	12
Mitchell Price, CB-PR 1990-93	0	0	2	—	0	—	0	12
John Reaves, QB 1975-78	2	0	0	—	0	—	0	12
Corey Sawyer, CB-PR 1994-98	0	0	2	—	0	—	0	12
Willie Shelby, RB-KOR-PR 1976-77	0	0	2	—	0	—	0	12
Takeo Spikes, LB 1998-2002	0	0	2	—	0	—	0	12
Tony Stewart, TE 2002-06	0	2	0	—	0	—	0	12
Brandon Tate, WR-KOR-PR 2011-12	0	1	1	—	0	—	0	12
Deacon Turner, RB-KOR 1978-80	1	1	0	—	0	—	0	12
Michael Westbrook, WR 2002	0	2	0	—	0	—	0	12
Craig Yeast, WR-PR 1999-2000	0	0	2	—	0	—	0	12
Aaron Pettrey, K 2010	0	0	0	5	0	2	0	11
Rod Sherman, WR-K 1968	0	1	0	4	0	0	0	10
Harry Gunner, DE 1968-69	0	0	1	—	0	—	1	8
Garrison Hearst, RB 1996	0	1	0	—	1	—	0	8
Brian Leonard, RB 2009-12	0	1	0	—	1	—	0	8
Leon White, LB 1986-91	0	0	1	—	0	—	1	8
Ashley Ambrose, CB 1996-98	0	0	1	—	0	—	0	6
Geno Atkins, DT 2010-12	0	0	1	—	0	—	0	6
Estes Banks, RB 1968	0	1	0	—	0	—	0	6
Leo Barker, LB 1984-91	0	0	1	—	0	—	0	6
Ray Bentley, LB 1992	0	0	1	—	0	—	0	6
Lewis Billups, CB 1986-91	0	0	1	—	0	—	0	6
Armon Binns, WR 2012	0	1	0	—	0	—	0	6
Brian Brennan, WR 1992	0	1	0	—	0	—	0	6
Mike Brim, CB 1993-95	0	0	1	—	0	—	0	6
Glenn Bujnoch, G 1976-82	1	0	0	—	0	—	0	6
Antonio Chatman, WR-PR 2006-09	0	1	0	—	0	—	0	6
Wayne Clark, QB 1974	1	0	0	—	0	—	0	6
Marvin Cobb, S 1975-79	0	0	1	—	0	—	0	6
Colin Cochart, TE 2011	0	1	0	—	0	—	0	6
Greg Cook, QB 1969-74	1	0	0	—	0	—	0	6
John Copeland, DE-DT 1993-2000	0	0	1	—	0	—	0	6
Jim Corbett, TE 1977-80	0	1	0	—	0	—	0	6
Neal Craig, S 1971-73	0	0	1	—	0	—	0	6
Mike Dingle, RB 1991-92	0	1	0	—	0	—	0	6
DeDe Dorsey, RB 2007-08	0	0	1	—	0	—	0	6
Eddie Edwards, DE 1977-88	0	0	1	—	0	—	0	6
Jonathan Fanene, DE-DT 2005-11	0	0	1	—	0	—	0	6
Danny Farmer, WR 2000-02	0	1	0	—	0	—	0	6
Wallace Gilberry, DE 2012	0	0	1	—	0	—	0	6
Jim Griffin, DE 1968	0	0	1	—	0	—	0	6
Clif Groce, FB 1999-2000	1	0	0	—	0	—	0	6
Kevin Hardy, LB 2003-04	0	0	1	—	0	—	0	6
Jim Hargrove, RB 1981	1	0	0	—	0	—	0	6
Bo Harris, LB 1975-82	0	0	1	—	0	—	0	6
Artrell Hawkins, CB 1998-2003	0	0	1	—	0	—	0	6
Jeff Hayes, P 1986	1	0	0	—	0	—	0	6
Rodney Heath, CB 1999-2001	0	0	1	—	0	—	0	6
Bobby Hunt, S 1968-69	1	0	0	—	0	—	0	6
Lynn James, WR 1990-91	0	1	0	—	0	—	0	6
Dick Jauron, S 1978-81	0	0	1	—	0	—	0	6
Bill Johnson, RB 1985-87	1	0	0	—	0	—	0	6

Landon Johnson, LB 2004-07	0	0	1	—	0	—	0	6
Lee Johnson, P-K 1988-98	0	0	0	—	0	2	0	6
Marvin Jones, WR 2012	0	1	0	—	0	—	0	6
Roger Jones, CB 1994-96	0	0	1	—	0	—	0	6
Kevin Kaesviharn, S-CB 2001-06	0	0	1	—	0	—	0	6
Ethan Kilmer, S 2006-08	0	0	1	—	0	—	0	6
Charlie King, CB 1968-69	0	0	1	—	0	—	0	6
Howie Kurnick, LB 1979-80	0	0	1	—	0	—	0	6
Kyle Larson, P 2004-08	1	0	0	—	0	—	0	6
Jim LeClair, LB 1972-83	0	0	1	—	0	—	0	6
Marc Logan, RB 1987-88	1	0	0	—	0	—	0	6
Bob Maddox, DE 1974	0	0	1	—	0	—	0	6
Massimo Manca, K 1987	0	0	0	3	0	1	0	6
David McCluskey, RB 1987	1	0	0	—	0	—	0	6
John McDaniel, WR 1974-77	0	1	0	—	0	—	0	6
Ostell Miles, RB 1992-93	1	0	0	—	0	—	0	6
Scott Mitchell, QB 2000-01	1	0	0	—	0	—	0	6
Melvin Morgan, CB 1976-78	0	0	1	—	0	—	0	6
Reggie Nelson, S 2010-12	0	0	1	—	0	—	0	6
Deltha O'Neal, CB 2004-07	0	0	1	—	0	—	0	6
Cedric Peerman, RB 2010-12	1	0	0	—	0	—	0	6
Chris Pressley, FB 2010-12	0	1	0	—	0	—	0	6
Dave Rayner, K 2008	0	0	0	3	0	1	0	6
Reggie Rembert, WR 1991-93	0	1	0	—	0	—	0	6
Wade Russell, TE 1987	0	1	0	—	0	—	0	6
Mike St. Clair, DE 1980-82	0	0	1	—	0	—	0	6
Sam Shade, S 1995-98	0	0	1	—	0	—	0	6
Sedrick Shaw, RB 1999	1	0	0	—	0	—	0	6
John Simmons, CB-PR-KOR 1981-86	0	0	1	—	0	—	0	6
Tom Smiley, RB 1968	1	0	0	—	0	—	0	6
Akili Smith, QB 1999-2002	1	0	0	—	0	—	0	6
Kendal Smith, WR 1989-90	0	1	0	—	0	—	0	6
Jimmy Spencer, CB 1996-97	0	0	1	—	0	—	0	6
Milt Stegall, WR-KOR 1992-94	0	1	0	—	0	—	0	6
Eric Thomas, CB 1987-92	0	0	1	—	0	—	0	6
Odell Thurman, LB 2005	0	0	1	—	0	—	0	6
Melvin Tuten, OT-TE 1995-96	0	1	0	—	0	—	0	6
Fernandus Vinson, S 1991-94	0	0	1	—	0	—	0	6
Kevin Walter, WR 2003-05	0	1	0	—	0	—	0	6
Andrew Whitworth, OT-G 2006-12	0	1	0	—	0	—	0	6
Madieu Williams, S-CB 2004-07	0	0	1	—	0	—	0	6
Stepfret Williams, WR 1998	0	1	0	—	0	—	0	6
Alfred Williams, LB-DE 1991-94	0	0	0	—	0	—	2	4
Ross Browner, DE 1978-86	0	0	0	1	0	—	1	3
Coy Bacon, DE 1976-77	0	0	0	—	0	—	1	2
Gary Burley, DE 1975-83	0	0	0	—	0	—	1	2
Ron Carpenter, DT-DE 1970-76	0	0	0	—	0	—	1	2
Alex Gordon, LB 1991-93	0	0	0	—	0	—	1	2
Paul Justin, QB 1998	0	0	0	—	1	—	0	2
Lemar Marshall, LB 2007	0	0	0	—	0	—	1	2
Scott Schutt, LB 1987	0	0	0	—	0	—	1	2
Sherman White, DE 1972-75	0	0	0	—	0	—	1	2
Sandro Vitiello, K 1980	0	0	0	1	0	0	0	1

ALL-TIME RUSHING

Order based on total yards. Updated through 2012 season.
Players active with Bengals as of June 28, 2013 are listed in bold.

PLAYER, POS., YEARS	ATT	YDS	AVG	LG	TD
Corey Dillon, RB 1997-2003	1865	8061	4.3	96	45
James Brooks, RB 1984-91	1344	6447	4.8	65	37
Rudi Johnson, RB 2001-07	1441	5742	4.0	54	48
Pete Johnson, FB 1977-83	1402	5421	3.9	65	64
Cedric Benson, RB 2008-11	1109	4176	3.8	46	21
Harold Green, RB 1990-95	968	3727	3.9	75	8
Essex Johnson, RB-KOR-PR 1968-75	675	3070	4.5	86	18
Boobie Clark, FB 1973-78	779	2978	3.8	26	25
Archie Griffin, RB 1976-83	691	2808	4.1	77	7
Charles Alexander, HB-FB 1979-85	748	2645	3.5	37	13
Larry Kinnebrew, FB 1983-87	639	2582	4.0	52	37
Paul Robinson, RB-KOR 1968-72	617	2441	4.0	87	19
Ken Anderson, QB 1971-86	397	2220	5.6	29	20
Jess Phillips, RB-DB 1968-72	424	1860	4.4	83	8
Ickey Woods, FB 1988-91	332	1525	4.6	56	27
Jeff Blake, QB 1994-99	285	1499	5.3	30	10
Derrick Fenner, FB 1992-94	374	1450	3.9	35	9
Lenvil Elliott, RB 1973-78	324	1395	4.3	32	3
Boomer Esiason, QB 1984-92, 97	340	1355	4.0	24	5
Stanford Jennings, RB-KOR 1984-90	308	1225	4.0	20	9
Brandon Bennett, RB-KOR 1998-2003	306	1127	3.7	37	5
Stanley Wilson, RB 1983-84, 86, 88	253	1118	4.4	58	11
Kenny Watson, RB 2003-08	242	1117	4.6	25	8
Doug Dressler, RB 1970-74	272	1101	4.0	43	9
BenJarvus Green-Ellis, RB 2012	278	1094	3.9	48	6
Bernard Scott, RB 2009-12	255	1035	4.1	61	4
Garrison Hearst, RB 1996	225	847	3.8	24	0
Eric Bieniemy, RB-KOR 1995-98	192	803	4.2	33	6
Ki-Jana Carter, RB 1995-99	227	747	3.3	79	16
Fred Willis, RB 1971-72	177	717	4.1	36	7
Chris Perry, RB-KOR 2004-08	177	606	3.4	30	2
Eric Ball, FB-KOR 1989-94	156	576	3.7	27	8
Stan Fritts, RB 1975-76	141	575	4.1	22	11
Deacon Turner, RB-KOR 1978-80	142	549	3.9	65	1
Craig Taylor, RB 1989-91	114	480	4.2	34	7
Bill Johnson, RB 1985-87	86	475	5.5	34	1
David Klingler, QB 1992-95	69	420	6.1	29	0
Steve Broussard, RB 1994	94	403	4.3	37	2
Charlie Davis, RB 1974-75	72	375	5.2	29	0
Ed Williams, RB 1974-75	93	374	4.0	19	5
Akili Smith, QB 1999-2002	70	371	5.3	24	1
Peter Warrick, WR-PR 2000-04	52	355	6.8	77	2
Virgil Carter, QB 1970-73	54	345	6.4	73	4
Brian Leonard, RB 2009-12	86	336	3.9	42	0
Tony Davis, RB-PR 1976-78	84	316	3.8	16	5
Carson Palmer, QB 2003-10	179	316	1.8	15	5
Michael Basnight, RB 1999-2000	62	308	5.0	46	0
Ryan Fitzpatrick, QB 2007-08	60	304	5.1	22	2
Jon Kitna, QB 2001-05	101	299	3.0	20	5
Sam Wyche, QB 1968-70	43	299	7.0	23	3
Turk Schonert, QB 1980-85, 87-89	62	276	4.5	17	3
Cedric Peerman, RB 2010-12	41	274	6.7	48	1
Andy Dalton, QB 2011-12	84	272	3.2	17	5
Marc Logan, RB 1987-88	39	213	5.5	51	1
Larry Johnson, RB 2009	46	204	4.4	27	0
Jack Thompson, QB 1979-82	39	200	5.1	21	6
Jeff Cothran, FB 1994-96	57	191	3.4	15	1
DeDe Dorsey, RB 2007-08	26	191	7.3	45	0
Donald Hollas, QB 1991-94	32	175	5.6	27	0
Chad Johnson, WR 2001-10	24	175	7.3	26	0
Eddie Brown, WR 1985-91	25	164	6.6	35	0
Jeremi Johnson, FB 2003-09	52	149	2.9	15	2
Greg Cook, QB 1969-74	25	148	5.9	30	1
Tom Smiley, RB 1968	63	146	2.3	11	1
Nick Luchey, FB/H-B 1999-2002, 05	33	143	4.3	13	2
T.J. Houshmandzadeh, WR-PR 2001-08	23	142	6.2	17	1
Darnay Scott, WR 1994-2001	21	137	6.5	23	0
Warren McVea, WR 1968	9	133	14.8	80	1
Estes Banks, RB 1968	34	131	3.9	20	0
Brian Milne, FB 1996-99	34	125	3.7	26	4
Clem Turner, RB 1969	23	105	4.6	34	0
Ron Lamb, RB 1968-71	33	100	3.0	17	0
David McCluskey, RB 1987	29	94	3.2	12	1
Jeff Hayes, P 1986	3	92	30.7	61	1
Mike Dingle, RB 1991-92	21	91	4.3	21	0
A.J. Green, WR 2011-12	9	91	10.1	22	0
Rodney Tate, RB 1982-83	27	79	2.9	13	0
Ostell Miles, RB 1992-93	30	78	2.6	15	1
Isaac Curtis, WR 1973-84	25	76	3.0	20	0
Dana Wright, RB 1987	24	74	3.1	10	0
Andre Caldwell, WR-KOR 2008-11	9	73	8.1	26	0
Curtis Keaton, RB-KOR 2000-01	11	72	6.5	21	0
Dave Walter, QB 1987	16	70	4.4	16	0
Erik Wilhelm, QB 1989-91, 93-97	19	69	3.6	18	0
Jim Hargrove, RB 1981	16	66	4.1	27	1
John Reaves, QB 1975-78	17	63	3.7	20	2
Scott Mitchell, QB 2000-01	10	61	6.1	12	1
Dan Rice, RB 1987	18	59	3.3	8	0
Andrew Hawkins, WR 2011-12	11	55	5.0	11	0
David Verser, WR-KOR 1981-84	7	48	6.9	29	0
Marvin Jones, WR 2012	3	47	15.7	37	0
Lorenzo Neal, FB 2001-02	14	41	2.9	9	0
Jay Schroeder, QB 1993	10	41	4.1	20	0
Don Bass, WR-TE 1978-81	6	40	6.7	14	0
James Joseph, RB 1995	16	40	2.5	8	0
Joe Wilson, RB 1973	10	39	3.9	11	0
Champ Henson, RB 1975	11	38	3.5	8	0
Tom Dinkel, LB 1978-83, 85	3	34	11.3	20	0
Neil O'Donnell, QB 1998	13	34	2.6	10	0
James Johnson, RB 2008	9	29	3.2	12	0
Dale Livingston, P-K 1968-69	2	29	14.5	18	0
Clif Groce, FB 1999-2000	11	26	2.4	8	1
Eric Crabtree, WR 1969-71	4	24	6.0	16	0
Mike Martin, WR-PR-KOR 1983-89	3	24	8.0	15	0
Steve Kreider, WR 1979-86	4	23	5.8	21	0
Gus Frerotte, QB 2002	4	22	5.5	9	0
Charlie Joiner, WR 1972-75	5	22	4.4	8	0
Dave Lewis, P-QB 1970-73	12	22	1.8	15	0
Tab Perry, WR 2005-07	6	22	3.7	9	1
Daniel Pope, P 2000	2	22	11.0	22	0
Speedy Thomas, WR 1969-72	8	22	2.8	16	1
Chris Crocker, S 2008-11	1	21	21.0	21	0
Saint Saffold, WR 1968	1	21	21.0	21	0
Tommy Casanova, S-PR 1972-77	1	20	20.0	20	0
John Holifield, RB 1988-89	11	20	1.8	11	0
Sedrick Shaw, RB 1999	4	20	5.0	10	1
Greg Meehan, WR 1987	4	19	4.8	17	0
Adrian Breen, QB 1987	6	18	3.0	9	0
Tim McGee, WR-KOR 1986-92, 94-95	8	18	2.3	25	0
Ben Bennett, QB 1987	2	17	8.5	9	0
Dewey Warren, QB 1968	4	17	4.3	12	0
Cliff Russell, WR-KOR 2004	3	15	5.0	13	0
Mohamed Sanu, WR 2012	5	15	3.0	7	0
Jeff Query, WR 1992-95	3	14	4.7	8	0
Reece Morrison, RB 1972-73	4	13	3.3	8	0
Cleotha Montgomery, RB-PR-KOR 1980	1	12	12.0	12	0
J.T. O'Sullivan, QB 2009	3	12	4.0	6	0
John Farley, RB 1984	7	11	1.6	5	0
Lynn James, WR 1990-91	1	11	11.0	11	0
Kyle Larson, P 2004-08	1	11	11.0	11	1
Laveranues Coles, WR 2009	2	10	5.0	8	0
Rex Keeling, P 1968	1	10	10.0	10	0
Antonio Chatman, WR-PR 2006-09	3	9	3.0	5	0
Damon Gibson, WR-PR 1998	1	9	9.0	9	0
Willie Shelby, RB-PR-KOR 1976-77	5	9	1.8	3	0
Wayne Clark, QB 1974	1	8	8.0	8	1
Steve Conley, RB 1972	3	8	2.7	5	0
Reggie McNeal, WR 2006	1	8	8.0	8	0
Sandy Durko, S 1970-72	1	7	7.0	7	0
Mike Levenseller, WR 1979-80	1	6	6.0	6	0
Carl Pickens, WR-PR 1992-99	6	6	1.0	6	0
Patrick Robinson, WR-PR-KOR 1993	1	6	6.0	6	0
Ryan Benjamin, RB 1993	3	5	1.7	2	0
Daniel Herron, RB 2012	4	5	1.3	6	0
Bobby Hunt, S 1968-69	1	5	5.0	5	1
Mike Norseth, QB 1987-88	1	5	5.0	5	0
Michael Blair, FB 1998	1	4	4.0	4	0
Glenn Bujnoch, G 1976-82	1	4	4.0	4	1
Doug Gaynor, QB 1986	1	4	4.0	4	0
Jordan Palmer, QB 2008-10	1	4	4.0	4	0
Kelley Washington, WR 2003-06	2	4	2.0	5	0
Ted Washington, RB 1968	1	4	4.0	4	0
John McDaniel, WR 1974-77	2	3	1.5	5	0
Nathan Poole, RB 1979-80	6	3	0.5	7	0
Rod Sherman, WR-K 1968	1	3	3.0	3	0
Glenn Holt, WR-KOR 2006-08	2	2	1.0	1	0
Paul Justin, QB 1998	1	2	2.0	2	0
Jerome Simpson, WR 2008-11	1	2	1.0	2	0
Quincy Wilson, RB 2006-07	2	2	1.0	5	0
Jason Burns, RB 1995	1	1	1.0	1	0
Bruce Coslet, TE 1969-76	1	1	1.0	1	0
Skyler Green, WR 2007	1	1	1.0	1	0
John Stofa, QB 1968-69	10	1	0.1	13	0
Michael Westbrook, WR 2002	1	1	1.0	1	0
Marvin Cobb, S 1975-79	1	0	0.0	0	0
Brad Costello, P 1998-99	1	0	0.0	0	0
Rob Hertel, QB 1978	1	0	0.0	0	0
Chris Pressley, FB 2010-12	1	0	0.0	0	0
Brandon Tate, WR-KOR-PR, 2011-12	1	0	0.0	0	0
Jim Corbett, TE 1977-80	1	-1	-1.0	-1	0
Bruce Gradkowski, QB 2011-12	7	-1	-0.1	1	0
Scottie Graham, RB 1997	1	-1	-1.0	-1	0
Kevin Huber, P 2009-12	2	-1	-0.5	0	0
Eric Kresser, QB 1997-99	1	-1	-1.0	-1	0
Dennis Law, WR-PR 1978	1	-1	-1.0	-1	0
Bob Trumpy, TE-WR 1968-77	1	-1	-1.0	-1	0
Craig Yeast, WR-PR 1999-2000	3	-1	-0.3	15	0
Jeff Christensen, QB 1983	1	-2	-2.0	-2	0
Quan Cosby, WR-PR 2009-10	1	-2	-2.0	-2	0
Ira Hillary, WR 1987-89	1	-2	-2.0	-2	0
Jeff Hill, WR 1994-96	1	-3	-3.0	-3	0
Scott Covington, QB 1999-2001	2	-4	-2.0	-2	0
M.L. Harris, TE 1980-85	4	-5	-1.3	0	0
Neil Rackers, K 2000-02	1	-5	-5.0	-5	0
Pat McInally, P-WR 1976-85	5	-7	-1.4	18	0
Anthony Wright, QB 2006	4	-12	-3.0	-1	0
Mike Barber, WR 1990-92	1	-13	-13.0	-13	0
David Dunn, WR 1995-98	1	-13	-13.0	-13	0
Cris Collinsworth, WR 1981-88	7	-15	-2.1	7	0
Billy Brooks, WR 1976-79	3	-17	-5.7	4	0
Lee Johnson, P 1988-98	4	-25	-6.3	0	0

ALL-TIME PASSING

Order based on passer rating. Updated through 2012 season.
Players active with Bengals as of June 28, 2013 are listed in bold.

500 OR MORE ATTEMPTS

PLAYER, POS., YEARS	ATT	CMP	CMP%	YDS	TD	INT	RAT
Carson Palmer, QB 2003-10	3217	2024	62.9	22,694	154	100	86.9
Andy Dalton, QB 2011-12	1044	629	60.2	7067	47	29	83.9
Boomer Esiason, QB 1984-92, 97	3564	2015	56.5	27,149	187	131	83.1
Ken Anderson, QB 1971-86	4475	2654	59.3	32,838	197	160	81.9
Jeff Blake, QB 1994-99	2221	1240	55.8	15,134	93	62	79.3
Virgil Carter, QB 1970-73	582	328	56.4	3850	22	20	74.9
Jon Kitna, QB 2001-05	1707	1009	59.1	10,707	59	59	74.6
David Klingler, QB 1992-95	687	375	54.6	3880	16	21	66.1

50-499 ATTEMPTS

PLAYER, POS., YEARS	ATT	CMP	CMP%	YDS	TD	INT	RAT
Neil O'Donnell, QB 1998	343	212	61.8	2216	15	4	90.2
Greg Cook, QB 1969-74	200	107	53.5	1865	15	11	87.6
Sam Wyche, QB 1968-70	220	115	52.3	1743	12	8	81.7
Turk Schonert, QB 1980-85, 87-89	350	216	61.7	2756	7	12	78.7
Erik Wilhelm, QB 1989-91, 93-97	136	77	56.6	912	5	6	71.1
Ryan Fitzpatrick, QB 2007-08	372	221	59.4	1905	8	9	70.0
Jay Schroeder, QB 1993	159	78	49.1	832	5	2	70.0
Donald Hollas, QB 1991-94	115	67	58.3	645	3	5	64.6
John Stofa, QB 1968-69	177	85	48.0	896	5	5	60.8
Paul Justin, QB 1998	63	34	54.0	426	1	3	60.7
Dewey Warren, QB 1968	80	47	58.8	506	1	4	60.7
Jack Thompson, QB 1979-82	370	175	47.3	2072	13	19	55.1
Akili Smith, QB 1999-2002	461	215	46.6	2212	5	13	52.8
John Reaves, QB 1975-78	276	131	47.5	1546	7	17	47.8
Gus Frerotte, QB 2002	85	44	51.8	437	1	5	46.1
Scott Mitchell, QB 2000-01	199	93	46.7	1004	3	11	44.0

FEWER THAN 50 ATTEMPTS

PLAYER, POS., YEARS	ATT	CMP	CMP%	YDS	TD	INT	RAT
Mohamed Sanu, WR 2012	1	1	100.0	73	1	0	158.3
Archie Griffin, RB 1976-83	4	3	75.0	39	2	0	144.8
Lee Johnson, P-K 1988-98	5	4	80.0	19	2	0	122.1
Lenvil Elliott, RB 1973-78	1	1	100.0	17	0	0	118.8
Jack Gehrke, WR 1969	1	1	100.0	13	0	0	118.8
Darnay Scott, WR 1994-2001	1	1	100.0	53	0	0	118.8
Jim Breech, K 1980-92	1	1	100.0	12	0	0	116.7
Pat McInally, P-WR 1976-85	4	3	75.0	81	0	0	116.7
Anthony Wright, QB 2006	3	3	100.0	31	0	0	109.7
Doug Gaynor, QB 1986	3	3	100.0	30	0	0	108.3
James Brooks, RB 1984-91	2	1	50.0	8	1	0	100.0
Dale Livingston, P-K 1968-69	2	2	100.0	15	0	0	97.9
Fred Willis, RB 1971-72	3	2	66.7	24	0	0	91.0
Scott Covington, QB 1999-2001	5	4	80.0	23	0	0	85.8
Adrian Breen, QB 1987	8	3	37.5	9	1	0	85.4
Carl Pickens, WR-PR 1992-99	3	2	66.7	18	0	0	82.6
Stan Fritts, RB 1975-76	4	2	50.0	31	0	0	76.0
Dave Walter, QB 1987	21	10	47.6	113	0	0	64.2
Bruce Gradkowski, QB 2011-12	29	13	44.8	174	1	1	61.6
Dave Green, P-K 1974-75	3	1	33.3	22	0	0	60.4
Dave Lewis, P-QB 1970-73	14	6	42.9	57	0	0	54.8
Eric Kresser, QB 1997-99	21	10	47.6	164	1	2	50.6
J.T. O'Sullivan, QB 2009	11	4	36.4	40	0	0	47.5
Eric Bieniemy, RB-KOR 1995-98	2	0	0.0	0	0	0	39.6
Steve Broussard, RB 1994	1	0	0.0	0	0	0	39.6
Ki-Jana Carter, RB 1995-99	1	0	0.0	0	0	0	39.6
Marvin Cobb, S 1975-79	1	0	0.0	0	0	0	39.6
David Dunn, WR-KOR 1995-98	1	0	0.0	0	0	0	39.6
Rob Hertel, QB 1978	4	1	25.0	9	0	0	39.6
Lynn James, WR 1990-91	1	0	0.0	0	0	0	39.6
Chad Johnson, WR 2001-10	1	0	0.0	0	0	0	39.6
Rex Keeling, P 1968	1	0	0.0	0	0	0	39.6
Doug Pelfrey, K 1993-99	1	0	0.0	0	0	0	39.6
Bernard Scott, RB 2009-12	1	0	0.0	0	0	0	39.6
Jordan Palmer, QB 2008-10	15	10	66.7	59	0	2	34.4
Wayne Clark, QB 1974	22	9	40.9	98	0	3	15.2
Ben Bennett, QB 1987	6	2	33.3	25	0	1	7.6
Cris Collinsworth, WR 1981-88	1	0	0.0	0	0	1	0.0
Corey Dillon, RB 1997-2003	1	0	0.0	0	0	1	0.0
Steve Kreider, WR 1979-86	7	2	28.6	14	0	1	0.0
Todd Philcox, QB 1990	2	0	0.0	0	0	1	0.0
*Eddie Brown, WR 1985-91	0	0	—	0	0	0	—
*Ira Hillary, WR-PR 1987-89	0	0	—	0	0	0	—

**-Sacked on only pass play.*

ALL-TIME RECEIVING

Order based on total receptions. Updated through 2012 season.
Players active with Bengals as of June 28, 2013 are listed in bold.

PLAYER, POS., YEARS	REC	YDS	AVG	LG	TD
Chad Johnson, WR 2001-10	751	10,783	14.4	82	66
Carl Pickens, WR 1992-99	530	6887	13.0	75	63
T.J. Houshmandzadeh, WR 2001-08	507	5782	11.4	62	37
Cris Collinsworth, WR 1981-88	417	6698	16.1	74	36
Isaac Curtis, WR 1973-84	416	7101	17.1	85	53
Darnay Scott, WR 1994-2001	386	5975	15.5	88	36
Eddie Brown, WR 1985-91	363	6134	16.9	86	41
Rodney Holman, TE 1982-92	318	4329	13.6	73	34
Tony McGee, TE 1993-2001	299	3795	12.7	54	20
Bob Trumpy, TE-WR 1968-77	298	4600	15.4	80	35
James Brooks, RB 1984-91	297	3012	10.1	57	27
Tim McGee, WR 1986-92, 94-95	282	4703	16.7	78	25
Peter Warrick, WR-PR 2000-04	264	2811	10.6	77	18
Dan Ross, TE 1979-83, 85	263	3204	12.2	41	16
Chip Myers, WR 1969-76	218	3079	14.1	63	12
Archie Griffin, RB 1976-83	192	1607	8.4	52	6
Corey Dillon, RB 1997-2003	192	1482	7.7	41	5
Pete Johnson, RB 1977-83	173	1327	7.7	34	6
Jermaine Gresham, TE 2010-12	172	1804	10.5	55t	15
Charles Alexander, HB-FB 1979-85	165	1130	6.8	65	2
A.J. Green, WR 2011-12	162	2407	14.9	73t	18
Boobie Clark, FB 1973-78	151	1139	7.5	39	2
Steve Kreider, WR 1979-86	150	2119	14.1	56	9
Harold Green, RB 1990-95	145	1004	6.9	34	3
Eric Bieniemy, RB 1995-98	133	1098	8.3	42	0
Reggie Kelly, TE 2003-10	125	970	7.8	32	3
Andre Caldwell, WR-KOR 2008-11	124	1172	9.5	53	6
Essex Johnson, RB-PR-KOR 1968-75	121	1541	12.7	78	11
Chris Henry, WR 2005-09	119	1826	15.3	73	21
Don Bass, TE-WR 1978-81	117	1580	13.5	55	13
Stanford Jennings, RB-KOR 1984-90	107	1027	9.6	43	9
Kenny Watson, RB 2003-08	103	762	7.4	46	1
Lenvil Elliott, RB 1973-78	102	921	9.0	33	9
Rudi Johnson, RB 2001-07	101	588	5.8	33	1
M.L. Harris, TE 1980-85	99	1369	13.8	80	10
Billy Brooks, WR 1976-79	93	1683	18.1	94	7
Speedy Thomas, WR 1969-72	93	1236	13.3	90	8
Derrick Fenner, FB 1992-94	91	744	8.2	40	2
Matt Schobel, TE 2002-05	90	938	10.4	76	9
Brandon Bennett, RB 1998-2003	90	756	8.4	55	1
Ron Dugans, WR 2000-02	89	797	9.0	31	3
Doug Dressler, RB 1970-74	87	689	7.9	33	1
Brian Leonard, RB 2009-12	83	631	7.6	37	1
Chris Perry, RB-KOR 2004-08	83	474	5.7	28	2
Charlie Joiner, WR 1972-75	82	1463	17.8	65	6
Cedric Benson, RB 2008-11	80	556	7.0	79	1
Jeff Query, WR 1992-95	77	963	12.5	83	7
David Dunn, WR-KOR 1995-98	76	1132	14.9	40	4
Jess Phillips, RB-DB 1968-72	76	427	5.6	31	2
Andrew Hawkins, WR 2011-12	74	796	10.8	59t	4
Eric Crabtree, WR 1969-71	73	1188	16.3	73	11
Terrell Owens, WR 2010	72	983	13.7	78	9
Kelley Washington, WR 2003-06	72	893	12.4	51	9
Jerome Simpson, WR 2008-11	71	1004	14.1	84	7
Marco Battaglia, TE 1996-2001	70	651	9.3	34	2
Paul Robinson, RB-KOR 1968-72	69	454	6.6	68	2
Mike Martin, WR-PR-KOR 1983-89	67	1017	15.2	54	6
Eric Kattus, TE 1986-91	66	698	10.6	57	5
Larry Kinnebrew, FB 1983-87	65	600	9.2	31	3
Bruce Coslet, TE 1969-76	61	878	14.4	71	9
Jeremi Johnson, FB 2003-09	61	310	5.1	27	6
Pat McInally, P-WR 1976-85	57	808	14.2	59	5
Jordan Shipley, WR 2010-11	56	614	11.0	64	3
Ki-Jana Carter, RB 1995-99	52	375	7.2	35	1
Brian Milne, FB 1996-99	52	291	5.6	20	0
Tony Stewart, TE 2002-06	50	412	8.2	26	2
Ickey Woods, FB 1988-91	47	397	8.4	25	0
Danny Farmer, WR 2000-02	43	611	14.2	51	1
Laveranues Coles, WR 2009	43	514	12.0	40	5
Antonio Chatman, WR-PR 2006-09	43	365	8.5	25	1
Lorenzo Neal, RB 2001-02	40	234	5.9	15	2
Willie Jackson, WR 1998-99	38	534	14.1	47	2
Mike Barber, WR 1990-92	37	451	12.2	42	2
Jim Riggs, TE 1987-92	37	274	7.4	17	0
Reggie Rembert, WR 1991-93	36	437	12.1	27	1
Craig Thompson, TE 1992-93	36	281	7.8	32	3
Clif Groce, FB 1999-2000	36	199	5.5	14	0
Steve Broussard, RB 1994	34	218	6.4	25	0
Fred Willis, RB 1971-72	33	269	8.2	29	0
Rod Sherman, WR 1968	31	374	12.1	27	1
Kevin Walter, WR 2003-05	30	296	9.9	33	1
Daniel Coats, TE-FB 2007-10	30	291	9.7	25	0
Bernard Scott, RB 2009-12	29	165	5.7	25	0
James Hundon, WR 1996-99	28	416	14.9	61	4
Craig Taylor, RB 1989-91	28	188	6.7	20	3
Craig Yeast, WR 1999-2000	27	321	11.9	27	0
Ira Hillary, WR-PR 1987-89	27	303	11.2	31	2
Stanley Wilson, RB 1983-84, 86, 88	27	277	10.3	34	2
J.P. Foschi, TE 2009-10	27	260	9.6	27	2
John McDaniel, WR 1974-77	26	459	17.7	60	1
Jim Corbett, TE 1977-80	25	376	15.0	51	1
Deacon Turner, RB-KOR 1978-80	25	141	5.6	15	1
Nick Luchey, FB/H-B 1999-2002, 05	24	226	9.4	20	0
David Verser, WR-KOR 1981-84	23	454	19.7	73	3
Ed Williams, RB 1974-75	23	194	8.4	20	2
Eric Ball, FB-KOR 1989-94	22	216	9.8	48	3
BenJarvus Green-Ellis, RB 2012	22	104	4.7	13	0
Warren McVea, WR-KOR 1968	21	264	12.6	55	2
Glenn Holt, WR-KOR 2006-08	20	172	8.6	22	2
James Joseph, RB 1995	20	118	5.9	13	0
Damon Gibson, WR-KOR 1998	19	258	13.6	76	3
Charlie Davis, RB 1974-75	19	171	9.0	32	0
Jeff Cothran, FB 1994-96	19	117	6.2	15	1
Troy Sadowski, TE 1994-96	19	106	5.6	12	0
Tom Smiley, RB 1968	19	86	4.5	17	0
Armon Binns, WR 2012	18	210	11.7	48t	1
Marvin Jones, WR 2012	18	201	11.2	23	1
Rodney Tate, RB 1982-83	18	142	7.9	25	0
Kendal Smith, WR 1989-90	17	185	10.9	41	1
Michael Basnight, RB 1999-2000	16	172	10.8	47	0
Saint Saffold, WR 1968	16	172	10.8	25	0
Brian Brennan, WR 1992	16	166	10.4	21	1
Mohamed Sanu, WR 2012	16	154	9.6	34	4
Ben Utecht, TE 2008-09	16	123	7.7	14	0
Bill Johnson, RB 1985-87	16	122	7.6	17	0
Stan Fritts, RB 1975-76	15	138	9.2	19	2
Tony Davis, RB-PR 1976-78	15	135	9.0	28	0
Rick Walker, TE 1977-79	14	153	10.9	28	3
Damon Griffin, WR-PR 1999-2000	14	137	9.8	20	0
Brandon Tate, WR 2011-12	13	211	16.2	44t	1
Garrison Hearst, RB 1996	12	131	10.9	40	1
Donald Lee, TE 2011	11	115	10.5	26	0
Ryan Whalen, WR 2011-12	11	80	7.3	13	0
Lynn James, WR 1990-91	10	139	13.9	22	1
Tab Perry, WR-KOR 2005-07	10	109	10.9	30	1
Cedric Peerman, RB 2010-12	10	96	9.6	16	0
Orson Charles, TE 2012	8	101	12.6	25	0
Michael Westbrook, WR 2002	8	94	11.8	26	2
Steve Bush, TE-FB-LS 1997-2000	8	82	10.3	18	0
Patrick Robinson, WR-PR-KOR 1993	8	72	9.0	14	0
Anthony Munoz, T 1980-92	7	18	2.6	12	4
Ostell Miles, RB 1992-93	6	89	14.8	27	0
Wesley Carroll, WR 1993	6	81	13.5	28	0
Stepfret Williams, WR 1998	6	81	13.5	19	1
Ken Herock, TE 1968	6	75	12.5	22	0
Quan Cosby, WR-PR 2009-10	6	71	11.8	23	0
DeDe Dorsey, RB 2007-08	6	68	11.3	36	0
James Johnson, RB 2008	6	47	7.8	16	0
David Frisch, TE 1993-94	6	43	7.2	12	0
Dennis Law, WR-PR 1978	5	81	16.2	20	0
Colin Cochart, TE 2011	5	44	8.8	25	1
Marc Logan, RB 1987-88	5	34	6.8	18	0
Chris Pressley, FB 2010-12	5	26	5.2	9	1
Mike Dingle, RB 1991-92	5	23	4.6	12	1
Clem Turner, RB 1969	5	14	2.8	8	0
Ron Lamb, RB 1968-71	4	77	19.3	60	0
Gunnard Twyner, WR 1997	4	45	11.3	16	0
Jeff Hill, WR 1994-96	4	44	11.0	18	0
Milt Stegall, WR-KOR 1992-94	4	43	10.8	13	1
Dana Wright, RB 1987	4	28	7.0	11	0
Jeff Thomason, TE 1992-93	4	22	5.5	10	0
Estes Banks, RB 1968	4	15	3.8	13	1
Skyler Green, WR 2007	3	33	11.0	18	0
Shane Garrett, WR-KOR 1991-92	3	32	10.7	13	0
Chase Coffman, TE 2009-10	3	30	10.0	14	0
Greg Meehan, WR 1987	3	25	8.3	12	0
Larry Johnson, RB 2009	3	4	1.3	6	0
Nathan Poole, RB 1979-80	3	-14	-4.7	3	0
Marquis Pleasant, WR 1987	2	45	22.5	35	0
Derek Ware, TE 1995	2	36	18.0	21	0
Jack Novak, TE 1975	2	34	17.0	19	0
Mike Levenseller, WR 1979-80	2	30	15.0	22	0
John Garrett, WR 1989	2	29	14.5	18	0
Tim George, WR 1973	2	28	14.0	19	0
Wade Russell, TE 1987	2	27	13.5	23	1
John Holifield, RB 1988-89	2	18	9.0	14	0
Ed Marshall, WR 1971	2	18	9.0	10	0

(All-time individual stats — all-time receiving, cont.)

Andre White, TE 1968	2	18	9.0	11	0
Kirk McMullen, TE 2001	2	15	7.5	11	0
Don Kern, TE 1984-85	2	14	7.0	9	0
Melvin Tuten, OT-TE 1995-96	2	12	6.0	9	1
John Farley, RB 1984	2	11	5.5	10	0
Nate Lawrie, TE 2007-08	2	11	5.5	7	0
Carl Parker, WR 1988-89	1	45	45.0	45	0
Tommie Smith, WR 1969	1	41	41.0	41	0
Bernard Jackson, S-CB-KOR 1972-76	1	22	22.0	22	0
Cliff Russell, WR-KOR 2004	1	21	21.0	21	0
Ryan Benjamin, RB 1993	1	16	16.0	16	0
Bill Peterson, LB 1968-72	1	10	10.0	10	0
Al Chandler, TE, 1973-74	1	9	9.0	9	0
Curtis Keaton, RB-KOR 2000-01	1	9	9.0	9	0
Mike Kelly, TE 1970-72	1	9	9.0	9	0
David McCluskey, RB 1987	1	8	8.0	8	0
Michael Blair, FB 1998	1	7	7.0	7	0
Akili Smith, QB 1999-2002	1	6	6.0	6	0
Drew Buie, WR 1972	1	5	5.0	5	0
Marcus Maxwell, WR 2007-08	1	5	5.0	5	0
Sam Wyche, QB 1968-70	1	5	5.0	5	0
Brian Blados, G-OT 1984-91	1	4	4.0	4	0
Reece Morrison, RB 1972-73	1	4	4.0	4	0
Willie Shelby, RB-KOR-PR 1976-77	1	3	3.0	3	0
Scottie Graham, RB 1997	1	1	1.0	1	0
Andrew Whitworth, OT-G, 2006-12	1	1	1.0	1	1
Jim Hargrove, RB 1981	1	0	0.0	0	0
Champ Henson, RB 1975	1	-2	-2.0	-2	0
Ryan Fitzpatrick, QB 2007-08	1	-3	-3.0	-3	0
Sedrick Shaw, RB 1999	1	-4	-4.0	-4	0
David Klingler, QB 1992-95	1	-6	-6.0	-6	0

ALL-TIME INTERCEPTIONS

Order based on total interceptions. Updated through 2012 season. Players active with Bengals as of June 28, 2013 are listed in bold.

PLAYER, POS., YEARS	NO	TD
Ken Riley, CB 1969-83	65	5
Louis Breeden, CB 1977-87	33	2
David Fulcher, S 1986-92	31	2
Lemar Parrish, CB-PR-KOR 1970-77	25	4
Leon Hall, CB 2007-12	22	2
Tory James, CB 2003-06	21	0
Tommy Casanova, S-PR 1972-77	17	2
Deltha O'Neal, CB 2004-07	16	1
Reggie Williams, LB 1976-89	16	1
Al Beauchamp, LB 1968-75	15	2
Robert Jackson, S 1981-87, 89	15	2
Kevin Kaesviharn, S-CB 2001-06	15	0
Eric Thomas, CB 1987-92	15	1
Ray Horton, CB 1983-88	14	2
Johnathan Joseph, CB 2006-10	14	3
Ashley Ambrose, CB 1996-98	13	1
Marvin Cobb, S 1975-79	13	1
James Francis, LB 1990-98	11	3
Ray Griffin, CB-KOR 1978-84	11	3
Dick Jauron, S 1978-81	11	1
Corey Sawyer, CB-PR 1994-98	11	1
Brian Simmons, LB 1998-2006	11	2
Darryl Williams, S 1992-95, 2000-01	11	2
Barney Bussey, S-KOR 1986-92	10	0
Jim LeClair, LB 1972-83	10	0
Bill Bergey, LB 1969-73	9	0
Lewis Billups, CB 1986-91	9	0
James Griffin, S 1983-85	9	3
Artrell Hawkins, CB 1998-2003	9	1
Bernard Jackson, S-CB-KOR 1972-76	9	0
Bobby Kemp, S 1981-86	9	0
Reggie Nelson, S 2010-12	9	1
Fletcher Smith, CB-S-P 1968-71	9	0
Madieu Williams, S-CB 2004-07	9	1
Bo Harris, LB 1975-82	7	1
Steve Tovar, LB 1993-97	7	0
Chris Crocker, S 2008-12	6	0
Rickey Dixon, DB 1988-92	6	0
Rod Jones, CB 1990-96	6	0
Chinedum Ndukwe, S 2007-10	6	0
Jimmy Spencer, CB 1996-97	6	0
Bracey Walker, S 1994-96	6	0
Mike Brim, CB 1993-95	5	1
Glenn Cameron, LB 1975-85	5	0
Neal Craig, S 1971-73	5	1
Bobby Hunt, S 1968-69	5	0
Bill Peterson, LB 1968-72	5	0
Takeo Spikes, LB 1998-2002	5	1
Odell Thurman, LB 2005	5	1
Sandy Durko, S 1970-72	4	0
Greg Myers, S-PR 1996-99	4	0
Scott Perry, CB 1976-79	4	2
Sam Shade, S 1995-98	4	0
Doug Adams, LB 1971-74	3	0
Leo Barker, LB 1984-91	3	0
Jeff Burris, CB 2002-03	3	0
Tom Carter, CB 1999-2001	3	0
Nate Clements, CB-S 2011-12	3	0
John Copeland, DE-DT 1993-2000	3	0
Ken Dyer, S 1969-71	3	0
Kenny Graham, S 1970	3	0
Cory Hall, S 1999-2002	3	0
Rodney Heath, CB 1999-2001	3	1
Dexter Jackson, S 2006-08	3	0
Brandon Johnson, LB 2008-11	3	0
Rey Maualuga, LB 2009-12	3	0
Louis Oliver, S 1994	3	0
Bo Orlando, S 1996-97	3	0
Jess Phillips, RB-DB 1968-72	3	0
Keiwan Ratliff, CB-PR 2004-07, 09-10	3	0
Carl Zander, LB 1985-91	3	0
Ken Avery, LB 1969-74	2	0
Rogers Beckett, S 2003-04	2	0
Chris Carter, S 2000-01	2	0
Mike Fuller, S-PR 1981-82	2	0
Robert Geathers, DE-LB 2004-12	2	1
Harry Gunner, DE 1968-69	2	1
Michael Johnson, DE-LB 2009-12	2	0
Roger Jones, CB 1994-96	2	1
Joe Kelly, LB 1986-89	2	0
Alonzo Mitz, DE 1991-92	2	0
Melvin Morgan, CB 1976-78	2	0
Terence Newman, CB 2012	2	0
Mitchell Price, CB-PR 1990-93	2	0
Keith Rivers, LB 2008-11	2	0
Mark Roman, CB-S 2000-03	2	0
John Simmons, CB-PR-KOR 1981-86	2	1
Daryl Smith, CB 1987-88	2	0
Justin Smith, DE 2001-07	2	0
Jimmy Turner, CB 1983-86	2	0
Leon White, LB 1986-91	2	0
Sheldon White, CB 1993	2	0
Solomon Wilcots, S-CB 1987-90	2	0
Robert Bean, CB 2000-01	1	0
Myron Bell, S 1998-99	1	0
Roosevelt Blackmon, CB 1998-99	1	0
Greg Bright, S 1980-81	1	0
Jim Browner, S 1979-80	1	0
Ross Browner, DE 1978-86	1	0
Richard Carey, CB 1989	1	0
Al Coleman, S 1969-71	1	0
Ricky Davis, S 1975	1	0
Chris Devlin, LB 1975-78	1	0
Tom Dinkel, LB 1978-83, 85	1	0
Gerald Dixon, LB 1996-97	1	0
Carlos Dunlap, DE 2010-12	1	1
Eddie Edwards, DE-DT 1977-88	1	0
Richard Fain, CB 1991	1	0
Jonathan Fanene, DE-DT 2005-11	1	1
Steve Foley, LB 1998-2002	1	0
Oliver Gibson, DT-NT 1999-2003	1	0
David Grant, NT 1988-91	1	0
John Guillory, DB 1969-70	1	0
Sherrill Headrick, LB 1968	1	0
Kim Herring, S 2004-05	1	0
Bryan Hicks, S 1980-84	1	0
Landon Johnson, LB 2004-07	1	0
Adam Jones, CB-PR 2010-12	1	0
Dhani Jones, LB 2007-10	1	0
Ethan Kilmer, S 2006-08	1	1
Charlie King, CB 1968-69	1	1
Jevon Langford, DE 1996-2001	1	0
Corey Lynch, S 2008	1	0
Tremain Mack, S-CB-KOR 1997-2000	1	0
Ricardo McDonald, LB 1992-97	1	0
Michael Myers, DT 2007	1	0
Tom Nelson, S 2009-10	1	0
Rob Niehoff, S 1987	1	0
Ifeanyi Ohalete, S 2005	1	0
Carl Powell, DE 2003-05	1	0
Ron Pritchard, LB 1972-77	1	0
Thomas Randolph, CB 1998	1	0
Rick Razzano, LB 1980-84	1	0
Terrell Roberts, CB 2003-04	1	0
Adrian Ross, LB 1998-2003	1	0
Frostee Rucker, DE 2006-11	1	0
Jeff Schuh, LB 1981-85	1	0
Pat Sims, DT 2008-12	1	0
Lamont Thompson, S 2002	1	0
John Thornton, DT 2003-08	1	0
Morgan Trent, CB 2009-11	1	0
Leonard Wheeler, CB 1992-96	1	0
Marvin White, S 2007-08, 10	1	0
Wilson Whitley, DT 1977-82	1	0
Dan Wilkinson, DT-DE 1994-97	1	0
Roy Williams, S 2009-10	1	0

SUPERLATIVE PERFORMANCES

SINGLE SEASON

1000-YARD RUSHERS

YARDS	PLAYER	YEAR
1458	Rudi Johnson	2005
1454	Rudi Johnson	2004
1435	Corey Dillon	2000
1315	Corey Dillon	2001
1311	Corey Dillon	2002
1309	Rudi Johnson	2006
1251	Cedric Benson	2009
1239	James Brooks	1989
1200	Corey Dillon	1999
1170	Harold Green	1992
1130	Corey Dillon	1998
1129	Corey Dillon	1997
1111	Cedric Benson	2010
1094	BenJarvus Green-Ellis	2012
1087	James Brooks	1986
1077	Pete Johnson	1981
1067	Cedric Benson	2011
1066	Ickey Woods	1988
1023	Paul Robinson	1968
1004	James Brooks	1990

3000-YARD PASSERS

YARDS	PLAYER	YEAR
4131	Carson Palmer	2007
4035	Carson Palmer	2006
3970	Carson Palmer	2010
3959	Boomer Esiason	1986
3836	Carson Palmer	2005
3822	Jeff Blake	1995
3754	Ken Anderson	1981
3669	Andy Dalton	2012
3624	Jeff Blake	1996
3591	Jon Kitna	2003
3572	Boomer Esiason	1988
3525	Boomer Esiason	1989
3443	Boomer Esiason	1985
3398	Andy Dalton	2011
3321	Boomer Esiason	1987
3216	Jon Kitna	2001
3178	Jon Kitna	2002
3169	Ken Anderson	1975
3094	Carson Palmer	2009
3031	Boomer Esiason	1990

1000-YARD RECEIVERS

YARDS	PLAYER	YEAR
1440	Chad Johnson	2007
1432	Chad Johnson	2005
1369	Chad Johnson	2006
1355	Chad Johnson	2003
1350	A.J. Green	2012
1274	Chad Johnson	2004
1273	Eddie Brown	1988
1234	Carl Pickens	1995
1211	Tim McGee	1989
1180	Carl Pickens	1996
1166	Chad Johnson	2002
1143	T.J. Houshmandzadeh	2007
1130	Cris Collinsworth	1983
1127	Carl Pickens	1994
1125	Cris Collinsworth	1985
1081	T.J. Houshmandzadeh	2006
1057	A.J. Green	2011
1047	Chad Johnson	2009
1024	Cris Collinsworth	1986
1023	Carl Pickens	1998
1022	Darnay Scott	1999
1009	Cris Collinsworth	1981

SINGLE GAME

100-YARD RUSHERS

Order is chronological. Updated through 2012 season.

DATE	OPP	PLAYER	ATT	YDS	LG	TD
10-27-68	@Oak.	Paul Robinson	17	159	87	1
11-3-68	Hou.	Paul Robinson	21	156	31	1
11-10-68	K.C.	Paul Robinson	24	115	36	0
11-17-68	@Mia.	Paul Robinson	22	134	54	3
10-4-69	@S.D.	Jess Phillips	13	103	49	0
11-2-69	Oak.	Jess Phillips	15	120	83	1
11-30-69	@Buff.	Paul Robinson	24	117	17	0
9-20-70	Oak.	Jess Phillips	15	130	76	1
11-15-70	Cle.	Virgil Carter	9	110	73	0
11-22-70	Pitt.	Paul Robinson	18	119	24	1
9-19-71	Phil.	Essex Johnson	8	113	68	1
12-5-71	@Cle.	Essex Johnson	4	109	86	1
10-29-72	Hou.	Doug Dressler	19	110	16	1
10-29-72	Hou.	Essex Johnson	16	103	19	1
9-23-73	Hou.	Essex Johnson	15	131	19	1
9-30-73	@S.D.	Essex Johnson	21	121	29	0
10-14-73	Pitt.	Boobie Clark	28	112	11	1
10-21-73	K.C.	Boobie Clark	26	104	11	1
10-31-76	Cle.	Boobie Clark	21	100	24	2
11-21-76	@K.C.	Archie Griffin	13	139	77	1
10-23-77	Den.	Pete Johnson	16	108	65	1
11-5-78	@S.D.	Deacon Turner	16	116	58	0
12-17-78	Cle.	Pete Johnson	27	160	25	1
10-28-79	Phil.	Archie Griffin	6	103	63	0
11-18-79	@Hou.	Pete Johnson	14	113	35	1
11-25-79	StL.	Archie Griffin	17	105	36	0
10-19-80	Minn.	Pete Johnson	26	115	25	1
11-30-80	@K.C.	Pete Johnson	17	112	57	1
12-7-80	Balt.	Pete Johnson	32	118	9	2
12-14-80	@Chi.	Pete Johnson	28	134	18	1
11-1-81	Hou.	Pete Johnson	26	114	15	1
11-29-81	@Cle.	Pete Johnson	21	105	18	2
11-28-82	L.A. Raiders	Pete Johnson	23	129	19	1
10-30-83	G.B.	Pete Johnson	26	112	11	2
11-20-83	Hou.	Pete Johnson	30	137	15	2
12-4-83	@Pitt.	Pete Johnson	38	126	16	2
12-11-83	Det.	Pete Johnson	26	118	16	2
11-18-84	Sea.	Larry Kinnebrew	22	119	12	0
9-8-85	Sea.	Larry Kinnebrew	18	101	16	1
9-30-85	@Pitt.	James Brooks	18	133	32	2
11-3-85	@Buff.	Larry Kinnebrew	30	128	10	1
12-8-85	Dall.	James Brooks	13	109	32	2
9-18-86	@Cle.	James Brooks	14	118	53	0
10-19-86	Hou.	James Brooks	18	133	24	2
11-2-86	@Det.	James Brooks	15	120	55	0
12-7-86	@N.E.	James Brooks	18	163	56	1
12-7-86	@N.E.	Stanley Wilson	16	120	58	1
10-11-87	@Sea.	Marc Logan	16	103	30	1
11-15-87	@Atl.	Larry Kinnebrew	27	100	17	1
10-9-88	NYJ	Ickey Woods	30	139	21	2
10-23-88	Hou.	James Brooks	16	102	18	3
11-6-88	Pitt.	Ickey Woods	10	110	56	0
11-20-88	@Dall.	James Brooks	16	148	51	1
11-27-88	Buff.	Ickey Woods	26	129	17	3
12-4-88	S.D.	Ickey Woods	19	141	30	2
12-17-88	Wash.	Ickey Woods	18	115	24	0
9-17-89	Pitt.	James Brooks	20	113	16	1
10-8-89	@Pitt.	James Brooks	17	127	65	2
10-29-89	T.B.	James Brooks	17	131	41	1
11-13-89	@Hou.	James Brooks	19	141	58	1
11-26-89	@Buff.	James Brooks	20	105	30	0
11-18-90	Pitt.	James Brooks	20	105	21	0
12-23-90	Hou.	James Brooks	20	201	56	1
9-8-91	Hou.	James Brooks	20	101	14	0
9-15-91	@Cle.	James Brooks	18	111	25	0
10-13-91	@Dall.	Harold Green	12	124	75	1
10-21-91	@Buff.	Harold Green	26	141	28	0
11-3-91	Cle.	Harold Green	24	135	29	0
9-6-92	@Sea.	Harold Green	21	123	52	0
9-20-92	@G.B.	Harold Green	21	101	15	0
11-8-92	@Chi.	Harold Green	25	117	16	0
11-29-92	Pitt.	Harold Green	16	116	34	0
12-20-92	N.E.	Harold Green	31	190	53	1
9-21-97	@Den.	Ki-Jana Carter	13	104	79	1
11-2-97	S.D.	Corey Dillon	19	123	71	1
11-30-97	@Phil.	Corey Dillon	19	114	37	0
12-4-97	Tenn.	Corey Dillon	39	246	59	4
12-14-97	Dall.	Corey Dillon	26	127	14	1
9-27-98	@Balt.	Corey Dillon	25	116	14	0
10-18-98	@Tenn.	Corey Dillon	14	124	66	1
11-1-98	Den.	Corey Dillon	35	110	27	0
11-29-98	Jax.	Corey Dillon	16	107	61	0
9-26-99	@Car.	Corey Dillon	20	113	30	0
10-10-99	@Cle.	Corey Dillon	28	168	38	0
11-28-99	@Pitt.	Corey Dillon	23	120	20	0
12-5-99	S.F.	Corey Dillon	25	133	27	1
12-12-99	Cle.	Corey Dillon	28	192	50	3
10-1-00	Mia.	Corey Dillon	22	110	19	0
10-22-00	Den.	Corey Dillon	22	278	65	2
10-29-00	@Cle.	Corey Dillon	27	137	25	1
11-26-00	Pitt.	Corey Dillon	23	128	20	2
12-3-00	Ariz.	Corey Dillon	35	216	57	1
9-9-01	N.E.	Corey Dillon	24	104	40	1
10-14-01	Cle.	Corey Dillon	31	140	25	1
10-28-01	@Det.	Corey Dillon	27	184	96	2
12-23-01	@Balt.	Corey Dillon	24	127	19	0
9-15-02	@Cle.	Corey Dillon	22	108	14	0
10-6-02	@Ind.	Corey Dillon	23	164	67	2
10-27-02	Tenn.	Corey Dillon	30	138	31	1
11-10-02	@Balt.	Corey Dillon	21	102	19	0
12-22-02	N.O.	Corey Dillon	18	126	26	0
10-26-03	Sea.	Rudi Johnson	27	101	18	1
11-9-03	Hou.	Rudi Johnson	43	182	21	2
11-16-03	K.C.	Rudi Johnson	22	165	54	0
11-23-03	@S.D.	Corey Dillon	18	108	39	0
12-14-03	S.F.	Rudi Johnson	21	174	49	2
10-3-04	@Pitt.	Rudi Johnson	24	123	15	1
10-25-04	Den.	Rudi Johnson	24	119	36	1
11-14-04	@Wash.	Rudi Johnson	31	102	16	1
11-28-04	Cle.	Rudi Johnson	26	202	52	2
12-19-04	Buff.	Rudi Johnson	23	130	31	1
9-11-05	@Cle.	Rudi Johnson	26	126	13	1
11-27-05	Balt.	Rudi Johnson	27	114	28	2
12-11-05	Cle.	Rudi Johnson	30	169	32	1
12-18-05	@Det.	Rudi Johnson	24	117	33	2
9-17-06	Cle.	Rudi Johnson	26	145	20	2
10-22-06	Car.	Rudi Johnson	26	101	21	0
11-19-06	@N.O.	Rudi Johnson	27	111	22	0
12-10-06	Oak.	Rudi Johnson	30	117	11	2
12-24-06	@Den.	Rudi Johnson	30	129	13	1
9-16-07	@Cle.	Rudi Johnson	23	118	20	0
10-21-07	NYJ	Kenny Watson	31	130	12	3
12-23-07	Cle.	Kenny Watson	30	130	24	1
11-2-08	Jax.	Cedric Benson	24	104	30	1
12-21-08	@Cle.	Cedric Benson	38	171	46	0
12-28-08	K.C.	Cedric Benson	25	111	14	1
9-20-09	@G.B.	Cedric Benson	29	141	14	0
10-11-09	@Balt.	Cedric Benson	27	120	28	1
10-25-09	Chi.	Cedric Benson	37	189	26	1
11-8-09	Balt.	Cedric Benson	34	117	21	1
11-22-09	@Oak.	Bernard Scott	21	119	61	0
11-29-09	Cle.	Larry Johnson	22	107	13	0
12-6-09	Det.	Cedric Benson	36	110	11	0
12-27-09	K.C.	Cedric Benson	29	133	32	0
10-10-10	T.B.	Cedric Benson	23	144	22	0
11-21-10	Buff.	Cedric Benson	25	124	26	1
12-19-10	Cle.	Cedric Benson	31	150	18	1
9-11-11	@Cle.	Cedric Benson	25	121	39	1
10-2-11	Buff.	Cedric Benson	19	104	28	0
11-27-11	Cle.	Cedric Benson	21	106	33	1
11-18-12	@K.C.	BenJarvus Green-Ellis	25	101	21	1
11-25-12	Oak.	BenJarvus Green-Ellis	19	129	48	1
12-2-12	@S.D.	BenJarvus Green-Ellis	25	118	41	0
12-13-12	@Phil.	BenJarvus Green-Ellis	25	106	29	1

300-YARD PASSERS

Order is chronological. Updated through 2012 season.

DATE	OPP	PLAYER	ATT	CMP	YDS	TD	LG	INT
9-21-69	S.D.	Greg Cook	22	14	327	3	78	1
10-27-74	Hou.	Ken Anderson	44	30	352	3	37	1
11-2-75	Pitt.	Ken Anderson	42	19	331	3	35	3
11-17-75	Buff.	Ken Anderson	46	30	447	2	55	0
12-10-77	Pitt.	Ken Anderson	33	15	303	1	57	1
11-13-78	Oak.	Ken Anderson	50	30	388	2	34	4
10-21-79	@Cle.	Ken Anderson	32	20	318	2	50	0
11-4-79	@Balt.	Ken Anderson	28	17	320	3	67	2
9-27-81	Buff.	Ken Anderson	40	28	328	3	23	0
10-18-81	Pitt.	Ken Anderson	28	16	346	2	73	0
11-22-81	Den.	Ken Anderson	37	25	396	3	65	0
9-12-82	Hou.	Ken Anderson	40	29	354	2	50	0
9-19-82	@Pitt.	Ken Anderson	38	27	323	0	35	3
12-20-82	@S.D.	Ken Anderson	56	40	416	2	49	1
1-2-83	@Hou.	Ken Anderson	31	27	323	2	44	0
10-2-83	Balt.	Ken Anderson	31	21	330	3	63	3
11-28-83	@Mia.	Ken Anderson	36	23	342	1	80	2
9-2-84	@Den.	Ken Anderson	49	25	323	0	28	1
9-9-84	K.C.	Ken Anderson	37	24	310	0	35	0
9-16-84	@NYJ	Ken Anderson	22	16	316	2	80	4
9-22-85	S.D.	Boomer Esiason	44	26	320	3	26	2
10-20-85	@Hou.	Boomer Esiason	52	30	381	3	39	3
12-1-85	Hou.	Boomer Esiason	24	18	320	3	64	0
12-15-85	@Wash.	Boomer Esiason	39	22	357	2	56	2
11-16-86	Sea.	Boomer Esiason	33	22	334	1	57	1
11-30-86	@Den.	Boomer Esiason	30	21	306	2	46	1
12-21-86	NYJ	Boomer Esiason	30	23	425	5	49	1
10-25-87	@Pitt.	Boomer Esiason	32	20	303	2	43	2
11-1-87	Hou.	Boomer Esiason	41	26	387	2	47	2
11-22-87	Pitt.	Boomer Esiason	53	30	409	0	49	3
12-6-87	K.C.	Boomer Esiason	44	28	368	2	26	0

(Superlative performances — 300-yard passers, continued)

12-13-87	@Cle.	Boomer Esiason	39	22	361	1	54	2
9-11-88	@Phil.	Boomer Esiason	32	20	363	4	78	1
10-2-88	@L.A. Raiders	Boomer Esiason	28	21	332	3	37	0
11-6-88	Pitt.	Boomer Esiason	23	16	318	3	86	2
9-17-89	Pitt.	Boomer Esiason	27	16	328	2	45	0
11-19-89	Det.	Boomer Esiason	39	30	399	3	55	1
12-17-89	Hou.	Boomer Esiason	27	20	326	4	74	0
12-25-89	@Minn.	Boomer Esiason	54	31	367	3	65	3
10-7-90	@L.A. Rams	Boomer Esiason	45	31	490	3	32	0
11-10-91	Pitt.	Boomer Esiason	43	32	361	1	52	1
12-22-91	N.E.	Boomer Esiason	40	20	333	3	53	0
11-6-94	@Sea.	Jeff Blake	43	31	387	0	76	1
11-13-94	Hou.	Jeff Blake	33	23	354	4	50	0
9-24-95	Hou.	Jeff Blake	46	24	356	3	56	0
11-24-96	Atl.	Jeff Blake	36	21	349	4	61	0
12-1-96	@Jax.	Jeff Blake	39	23	313	3	48	2
9-7-97	@Balt.	Jeff Blake	45	25	317	1	36	2
11-30-97	@Phil.	Boomer Esiason	47	27	378	4	52	1
9-13-98	@Det.	Neil O'Donnell	36	25	303	2	70	0
12-20-98	@Pitt.	Jeff Blake	36	20	367	1	61	1
12-5-99	S.F.	Jeff Blake	30	21	334	4	58	0
11-11-01	@Jax.	Jon Kitna	48	28	303	0	32	1
12-30-01	Pitt.	Jon Kitna	68	35	411	2	49	1
1-6-02	@Tenn.	Jon Kitna	47	28	340	0	39	1
12-1-02	Balt.	Jon Kitna	46	30	308	2	35	1
9-14-03	@Oak.	Jon Kitna	41	25	303	1	34	2
9-26-04	Balt.	Carson Palmer	52	25	316	0	23	3
12-5-04	@Balt.	Carson Palmer	36	29	382	3	51	1
9-18-05	Minn.	Carson Palmer	40	27	337	3	70	1
11-20-05	Ind.	Carson Palmer	38	25	335	2	68	1
11-27-05	Balt.	Carson Palmer	30	22	302	3	54	1
9-17-06	Cle.	Carson Palmer	40	24	352	2	43	2
11-12-06	S.D.	Carson Palmer	42	31	440	3	74	0
9-16-07	@Cle.	Carson Palmer	50	33	401	6	32	2
9-23-07	@Sea.	Carson Palmer	43	27	342	1	35	2
10-14-07	@K.C.	Carson Palmer	43	26	320	2	42	2
11-18-07	Ariz.	Carson Palmer	52	37	329	2	37	4
12-30-07	@Mia.	Carson Palmer	32	23	316	3	70	1
12-20-09	@S.D.	Carson Palmer	40	27	314	2	49	1
9-12-10	@N.E.	Carson Palmer	50	34	345	2	51	1
10-3-10	@Cle.	Carson Palmer	36	25	371	2	78	0
10-24-10	@Atl.	Carson Palmer	50	36	412	3	64	0
1-2-11	@Balt.	Carson Palmer	45	32	305	1	39	2
9-18-11	@Den.	Andy Dalton	41	27	332	2	84	0
11-20-11	@Balt.	Andy Dalton	45	24	373	1	49	3
9-16-12	Cle.	Andy Dalton	31	24	318	3	50	1
9-23-12	@Wash.	Andy Dalton	27	19	328	3	59	1
10-14-12	@Cle.	Andy Dalton	46	31	381	3	57	3

100-YARD RECEIVERS

Order is chronological. Updated through 2012 season.

DATE	OPP	PLAYER	NO	YDS	LG	TD
9-15-68	Den.	Bob Trumpy	4	114	58	1
9-14-69	Mia.	Eric Crabtree	3	113	69	2
9-21-69	S.D.	Bob Trumpy	3	118	78	1
9-28-69	K.C.	Bob Trumpy	4	100	80	1
10-12-69	NYJ	Eric Crabtree	6	133	35	1
10-19-69	Den.	Speedy Thomas	9	155	49	1
11-9-69	@Hou.	Bob Trumpy	5	159	70	3
11-9-69	@Hou.	Eric Crabtree	5	117	70	1
12-14-69	@Den.	Speedy Thomas	7	177	62	1
9-19-71	Phil.	Speedy Thomas	4	122	90	1
11-14-71	@Den.	Bruce Coslet	5	102	71	1
12-9-72	Cle.	Chip Myers	8	116	18	0
9-30-73	@S.D.	Essex Johnson	2	116	78	2
10-21-73	K.C.	Isaac Curtis	8	106	21	0
12-9-73	Cle.	Isaac Curtis	5	117	70	3
12-16-73	@Hou.	Isaac Curtis	2	144	77	2
9-15-74	Cle.	Isaac Curtis	5	117	49	1
11-3-74	@Balt.	Isaac Curtis	5	166	77	2
9-21-75	Cle.	Isaac Curtis	6	127	50	1
11-2-75	Pitt.	Charlie Joiner	5	114	34	1
11-17-75	Buff.	Isaac Curtis	7	139	55	0
11-17-75	Buff.	Chip Myers	7	108	30	0
11-23-75	@Cle.	Charlie Joiner	7	200	51	0
10-31-76	Cle.	Isaac Curtis	6	116	69	1
11-14-76	Hou.	Isaac Curtis	4	116	54	1
12-6-76	@Oak.	John McDaniel	9	201	46	1
9-25-77	Sea.	Isaac Curtis	3	100	54	1
11-13-77	@Minn.	Billy Brooks	7	198	94	1
12-10-77	Pitt.	Billy Brooks	6	166	57	0
10-29-78	Hou.	Isaac Curtis	4	130	57	1
11-13-78	Oak.	Isaac Curtis	7	101	25	1
12-17-78	Cle.	Isaac Curtis	7	138	43	0
9-9-79	@Buff.	Billy Brooks	6	156	73	1
9-30-79	@Dall.	Don Bass	8	108	21	1
10-21-79	@Cle.	Don Bass	5	100	50	1
10-21-79	@Cle.	Isaac Curtis	6	108	49	1
11-4-79	@Balt.	Isaac Curtis	5	144	67	3
11-4-79	@Balt.	Dan Ross	5	102	41	0
12-2-79	@Pitt.	Isaac Curtis	5	119	32	2
10-19-80	Minn.	Don Bass	7	110	55	1
12-7-80	Balt.	Isaac Curtis	7	176	67	1
9-13-81	@NYJ	Isaac Curtis	5	108	42	0
9-27-81	Buff.	Cris Collinsworth	10	111	23	1
10-11-81	@Balt.	Dan Ross	7	106	36	1
11-8-81	@S.D.	Isaac Curtis	8	147	68	1
11-22-81	Den.	Dan Ross	7	123	37	0
12-20-81	@Atl.	Cris Collinsworth	5	128	74	1
9-19-82	@Pitt.	Cris Collinsworth	9	144	35	0
12-20-82	@S.D.	Cris Collinsworth	9	156	49	1
1-2-83	@Hou.	Dan Ross	9	101	18	1
10-2-83	Balt.	Cris Collinsworth	9	206	63	1
10-16-83	@Den.	Cris Collinsworth	7	149	48	0
11-13-83	@K.C.	Cris Collinsworth	7	118	32	1
11-28-83	@Mia.	Isaac Curtis	4	114	80	1
11-28-83	@Mia.	Cris Collinsworth	8	127	48	0
12-17-83	@Minn.	Steve Kreider	9	109	21	0
9-2-84	@Den.	Cris Collinsworth	10	141	24	0
9-16-84	@NYJ	M.L. Harris	4	148	80	1
11-25-84	Atl.	Cris Collinsworth	6	134	57	2
9-8-85	Sea.	Cris Collinsworth	4	101	71	0
9-15-85	@StL.	Eddie Brown	5	106	44	1
9-22-85	S.D.	Cris Collinsworth	10	161	26	2
10-20-85	@Hou.	Eddie Brown	7	124	39	1
11-10-85	Cle.	Cris Collinsworth	8	135	27	0
12-8-85	Dall.	Cris Collinsworth	7	123	58	1
12-22-85	@N.E.	Eddie Brown	5	129	44	1
9-28-86	Chi.	Cris Collinsworth	6	115	43	0
11-9-86	@Hou.	Eddie Brown	9	132	26	0
11-30-86	@Den.	Cris Collinsworth	8	138	46	2
12-7-86	@N.E.	James Brooks	6	101	30	0
12-21-86	NYJ	Rodney Holman	6	129	34	1
11-1-87	Hou.	James Brooks	6	103	46	0
11-1-87	Hou.	Cris Collinsworth	8	121	22	0
11-8-87	Mia.	Eddie Brown	8	105	21	0
11-22-87	Pitt.	Tim McGee	8	139	49	0
12-13-87	@Cle.	Tim McGee	4	117	44	0
12-27-87	@Hou.	Cris Collinsworth	4	119	53	0
9-4-88	Phx.	Eddie Brown	6	143	61	1
9-11-88	@Phil.	Tim McGee	4	114	78	2
9-25-88	Cle.	Eddie Brown	4	127	46	0
10-9-88	NYJ	Eddie Brown	5	103	60	2
11-6-88	Pitt.	Eddie Brown	7	216	86	2
12-17-88	Wash.	Eddie Brown	2	115	69	1
9-17-89	Pitt.	Tim McGee	6	100	27	0
10-29-89	T.B.	Tim McGee	5	127	46	2
11-19-89	Det.	Tim McGee	11	194	55	1
12-10-89	Sea.	Tim McGee	7	109	23	1
12-17-89	Hou.	Eddie Brown	6	107	35	2
12-17-89	Hou.	Tim McGee	6	147	74	1
12-25-89	@Minn.	Eddie Brown	6	109	34	1
9-16-90	@S.D.	Eddie Brown	10	178	30	2
9-23-90	N.E.	Tim McGee	6	163	52	0
10-7-90	@L.A. Rams	James Brooks	7	109	30	2
10-7-90	@L.A. Rams	Rodney Holman	10	161	27	0
10-7-90	@L.A. Rams	Tim McGee	8	142	32	0
10-6-91	Sea.	Eddie Brown	7	117	43	0
11-10-91	Pitt.	Tim McGee	3	101	52	0
9-26-93	Sea.	Tony McGee	7	102	37	0
10-24-93	@Hou.	Carl Pickens	7	127	36	0
10-30-94	Dall.	Darnay Scott	4	155	67	2
11-6-94	@Sea.	Darnay Scott	7	157	76	0
11-13-94	Hou.	Carl Pickens	11	188	50	3
11-20-94	Ind.	Carl Pickens	6	103	53	0
11-27-94	@Den.	Carl Pickens	6	132	70	1
12-4-94	Pitt.	Carl Pickens	4	105	56	1
12-24-94	Phil.	Carl Pickens	9	135	51	1
9-3-95	@Ind.	Tony McGee	6	118	41	0
9-10-95	Jax.	Carl Pickens	5	102	68	1
9-24-95	Hou.	Tony McGee	8	109	35	1
9-24-95	Hou.	Darnay Scott	4	125	56	1
10-1-95	Mia.	Carl Pickens	9	117	44	3
10-19-95	@Pitt.	Carl Pickens	8	108	41	1
11-12-95	@Hou.	Carl Pickens	7	108	30	2
11-19-95	Pitt.	Carl Pickens	8	129	26	1
11-10-96	Pitt.	Carl Pickens	12	103	21	0
11-24-96	Atl.	Carl Pickens	11	176	61	3
12-1-96	@Jax.	Carl Pickens	7	109	26	3
12-8-96	Balt.	Darnay Scott	8	103	27	0
9-21-97	@Den.	Carl Pickens	8	125	48	0
11-30-97	@Phil.	James Hundon	5	118	52	2
12-14-97	Dall.	Darnay Scott	4	112	48	1
12-21-97	Balt.	Darnay Scott	6	129	77	1
9-13-98	@Det.	Darnay Scott	5	130	70	2
9-27-98	@Balt.	Carl Pickens	7	120	67	2
10-11-98	Pitt.	Carl Pickens	13	204	50	1
12-20-98	@Pitt.	Brandon Bennett	3	119	55	0
12-20-98	@Pitt.	Darnay Scott	7	152	61	1
10-10-99	@Cle.	Darnay Scott	8	110	19	0
11-7-99	@Sea.	Carl Pickens	4	104	75	1
11-28-99	@Pitt.	Darnay Scott	4	123	76	1
12-5-99	S.F.	Carl Pickens	7	107	37	2
12-17-00	Jax.	Danny Farmer	5	102	38	0
9-9-01	N.E.	Darnay Scott	5	104	34	0
12-30-01	Pitt.	Peter Warrick	10	109	20	0
12-30-01	Pitt.	Darnay Scott	7	113	49	0
1-6-02	@Tenn.	Darnay Scott	9	152	39	0
11-10-02	@Balt.	Chad Johnson	7	110	39	1
11-17-02	Cle.	Chad Johnson	4	103	72	1
11-24-02	@Pitt.	Chad Johnson	7	152	55	0
12-8-02	@Car.	Chad Johnson	6	114	32	0
12-29-02	@Buff.	Chad Johnson	6	123	50	0
9-14-03	@Oak.	Chad Johnson	8	131	34	0
9-14-03	@Oak.	Peter Warrick	8	109	30	1
10-19-03	Balt.	Chad Johnson	5	130	82	1
11-16-03	K.C.	Peter Warrick	6	114	77	1
11-23-03	@S.D.	Chad Johnson	10	107	22	3
11-30-03	@Pitt.	Chad Johnson	6	117	58	1
12-21-03	@StL.	Chad Johnson	7	115	47	0
9-26-04	Balt.	T.J. Houshmandzadeh	7	116	22	0
10-25-04	Den.	Chad Johnson	7	149	50	1
11-28-04	Cle.	Chad Johnson	10	117	46	1
12-5-04	@Balt.	T.J. Houshmandzadeh	10	171	34	1
12-5-04	@Balt.	Chad Johnson	10	161	51	2
12-12-04	@N.E.	T.J. Houshmandzadeh	12	145	33	0
9-18-05	Minn.	Chad Johnson	7	139	70	1
10-2-05	Hou.	T.J. Houshmandzadeh	8	105	22	0
10-16-05	@Tenn.	Chad Johnson	8	135	35	1
11-20-05	Ind.	Chad Johnson	8	189	68	1
11-27-05	Balt.	T.J. Houshmandzadeh	9	147	30	1
12-24-05	Buff.	Chad Johnson	9	117	41	1
9-17-06	Cle.	Chris Henry	5	113	43	0
10-15-06	@T.B.	T.J. Houshmandzadeh	10	102	33	1
11-12-06	S.D.	Chad Johnson	11	260	74	2
11-19-06	@N.O.	Chad Johnson	6	190	60	3
11-26-06	@Cle.	Chad Johnson	7	123	43	0
11-30-06	Balt.	T.J. Houshmandzadeh	10	106	40	1
12-10-06	Oak.	T.J. Houshmandzadeh	8	118	36	1
12-10-06	Oak.	Chad Johnson	5	101	42	0
12-31-06	Pitt.	Chris Henry	4	124	66	1
9-16-07	@Cle.	Chad Johnson	11	209	32	2
9-23-07	@Sea.	T.J. Houshmandzadeh	12	141	35	1
9-23-07	@Sea.	Chad Johnson	9	138	20	0
10-1-07	N.E.	T.J. Houshmandzadeh	10	100	23	1
10-14-07	@K.C.	T.J. Houshmandzadeh	8	145	42	2
10-21-07	NYJ	Chad Johnson	3	102	56	0
11-25-07	Tenn.	Chad Johnson	12	103	22	3
12-30-07	@Mia.	Chad Johnson	4	131	70	2
9-21-08	@NYG	T.J. Houshmandzadeh	12	146	26	1
11-16-08	Phil.	T.J. Houshmandzadeh	12	149	26	1
10-18-09	Hou.	Chad Johnson	5	103	50	0
10-25-09	Chi.	Chad Johnson	10	118	19	2
12-6-09	Det.	Chad Johnson	9	137	36	1
9-12-10	@N.E.	Chad Johnson	12	159	28	1
10-3-10	@Cle.	Terrell Owens	10	222	78	1
10-10-10	T.B.	Terrell Owens	7	102	43	1
10-24-10	@Atl.	Chad Johnson	10	108	18	1
10-24-10	@Atl.	Jordan Shipley	6	131	64	1
11-8-10	Pitt.	Terrell Owens	10	141	27	2
12-26-10	S.D.	Jerome Simpson	6	124	59	2
1-2-11	@Balt.	Jerome Simpson	12	123	21	1
9-18-11	@Den.	A.J. Green	10	124	26	1
9-18-11	@Den.	Jerome Simpson	4	136	84	0
10-2-11	Buff.	A.J. Green	4	118	58	0
10-16-11	Ind.	Jerome Simpson	6	101	32	0
11-20-11	@Balt.	Jerome Simpson	8	152	47	0
11-27-11	Cle.	A.J. Green	3	110	51	0
12-18-11	@StL.	A.J. Green	6	115	55	0
9-23-12	@Wash.	A.J. Green	9	183	73	1
9-30-12	@Jax.	A.J. Green	6	117	42	1
10-14-12	@Cle.	A.J. Green	7	135	57	2
11-4-12	Den.	Jermaine Gresham	6	108	52	0
11-25-12	Oak.	A.J. Green	3	111	48	0
12-23-12	@Pitt.	A.J. Green	10	116	21	0

LAST TIMES

BENGALS

RETURNED KICKOFF FOR TOUCHDOWN
Nov. 15, 2009 at Pittsburgh — Bernard Scott, 96 yards

RETURNED PUNT FOR TOUCHDOWN
Sept. 16, 2012 vs. Cleveland — Adam Jones, 81 yards

RETURNED INTERCEPTION FOR TOUCHDOWN
Dec. 30, 2012 vs. Baltimore — Carlos Dunlap, 14 yards

RECOVERED OPPONENT'S FUMBLE IN END ZONE FOR TOUCHDOWN
Nov. 16, 1986 vs. Seattle — Eddie Edwards

RETURNED OPPONENT'S FUMBLE FOR TOUCHDOWN
Dec. 13, 2012 at Philadelphia — Wallace Gilberry, 25 yards

BLOCKED A PUNT
Dec. 13, 2012 at Philadelphia — Daniel Herron blocked Mat McBriar punt

RETURNED BLOCKED PUNT FOR TOUCHDOWN
Nov. 18, 2007 vs. Arizona — DeDe Dorsey blocked Mike Barr punt and returned it 19 yards for a TD

BLOCKED FIELD GOAL ATTEMPT
Oct. 16, 2011 vs. Indianapolis — Nate Clements blocked Adam Vinatieri's 52-yard FG attempt

RETURNED BLOCKED FIELD GOAL ATTEMPT FOR TOUCHDOWN
Nov. 8, 1970 at Buffalo — Lemar Parrish, 83 yards

BLOCKED AN EXTRA POINT ATTEMPT
Nov. 19, 2006 at New Orleans — Johnathan Joseph blocked John Carney's PAT attempt

SCORED ON SAFETY
Sept. 25, 2011 vs. San Francisco — 49ers punter Andy Lee ran out of end zone for Bengals safety

WON SHUTOUT
Dec. 21, 2008 at Cleveland — 14-0 win

OPPONENTS

RETURNED KICKOFF FOR TOUCHDOWN
Nov. 4, 2012 vs. Denver — Trindon Holliday, 105 yards

RETURNED PUNT FOR TOUCHDOWN
Dec. 4, 2011 at Pittsburgh — Antonio Brown, 60 yards

RETURNED INTERCEPTION FOR TOUCHDOWN
Dec. 2, 2012 at San Diego — Demorrio Williams, 31 yards

RECOVERED BENGALS FUMBLE IN END ZONE FOR TOUCHDOWN
Dec. 8, 2002 at Carolina — Al Wallace recovered Jon Kitna fumble

RETURNED BENGALS FUMBLE FOR TOUCHDOWN
Nov. 21, 2010 vs. Buffalo — Drayton Florence, 27 yards

BLOCKED A PUNT
Nov. 8, 2010 vs. Pittsburgh — William Gay blocked Kevin Huber punt

RETURNED BLOCKED PUNT FOR TOUCHDOWN
Sept. 14, 2008 vs. Tennessee — Keith Bulluck blocked Kyle Larson punt and recovered ball in end zone for TD

BLOCKED FIELD GOAL ATTEMPT
Dec. 4, 2011 at Pittsburgh — Cameron Heyward blocked Mike Nugent's 33-yard attempt

RETURNED BLOCKED FIELD GOAL ATTEMPT FOR TOUCHDOWN
Dec. 1, 1996 at Jacksonville — Mickey Washington, 65 yards

BLOCKED AN EXTRA POINT ATTEMPT
Oct. 4, 2009 at Cleveland — Shaun Rogers blocked Shayne Graham's PAT attempt

SCORED ON SAFETY
Nov. 25, 2010 at N.Y. Jets — Bengals QB Carson Palmer tackled in end zone by Trevor Pryce

WON SHUTOUT
Jan. 3, 2010 at New York Jets — 37-0 win

LONGEST PLAYS

(All plays are touchdowns unless noted otherwise.)

BENGALS

1. 102 yds. — Louis Breeden — interception at San Diego, 11-8-81
102 yds. — Eric Bieniemy — kickoff return at N.Y. Giants, 10-26-97
102 yds. — Artrell Hawkins — interception at Houston, 11-3-02
4. 100 yds. — Glenn Holt — kickoff return at Buffalo, 11-4-07
5. 99 yds. — Tremain Mack — kickoff return vs. Tennessee, 11-14-99
6. 98 yds. — Stanford Jennings — kickoff return at Kansas City, 11-13-88
7. 97 yds. — Darryl Williams — interception vs. Pittsburgh, 11-7-93
97 yds. — Willie Shelby — kickoff return at Cleveland, 10-3-76
97 yds. — Tremain Mack — kickoff return at Baltimore, 9-27-98
10. 96 yds. — Ray Griffin — interception vs. San Diego, 11-11-79
96 yds. — Corey Dillon — rush at Detroit, 10-28-01
96 yds. — Bernard Scott — kickoff return at Pittsburgh, 11-15-09
13. 95 yds. — Carl Pickens — punt return at Green Bay, 9-20-92
95 yds. — Lemar Parrish — kickoff return at Buffalo, 11-8-70
15. 94 yds. — Tim McGee — kickoff return vs. Minnesota, 10-23-86 (not a TD)
94 yds. — Ken Anderson to Billy Brooks — pass at Minnesota, 11-13-77
94 yds. — Brandon Bennett — kickoff return at Baltimore, 11-10-02
94 yds. — Tab Perry — kickoff return at Pittsburgh, 12-4-05 (not a TD)
19. 90 yds. — Lemar Parrish — punt return vs. Washington, 10-6-74
90 yds. — Virgil Carter to Speedy Thomas — pass vs. Philadelphia, 9-19-71
90 yds. — David Dunn — kickoff return vs. Pittsburgh, 11-10-96

OPPONENTS

1. 105 yds. — Mercury Morris (Miami) — kickoff return at Cincinnati, 9-14-69
105 yds. — Trindon Holliday (Denver) — kickoff return at Cincinnati, 11-4-12
3. 103 yds. — Bob Gresham (Houston) — kickoff return at Cincinnati, 9-23-73
4. 101 yds. — Derrick Mason (Tennessee) — kickoff return at Cincinnati, 11-18-01
5. 100 yds. — Max Anderson (Buffalo) — kickoff return at Cincinnati, 9-22-68
100 yds. — Jon Vaughn (New England) — kickoff return at Cincinnati, 12-20-92
7. 99 yds. — Antwaan Randle El (Pittsburgh) — kickoff return at Cincinnati, 10-13-02
99 yds. — Jeff Garcia to Andre' Davis (Cleveland) — pass at Cleveland, 10-17-04
99 yds. — Terrence McGee (Buffalo) — kickoff return at Cincinnati, 12-24-05
10. 98 yds. — Chad Williams (Baltimore) — interception at Cincinnati, 12-1-02
11. 97 yds. — Darren Lewis (Chicago) — kickoff return at Chicago, 11-8-92
97 yds. — Brandon Tate (New England) — kickoff return at New England, 9-12-10
13. 96 yds. — Carl Roaches (Houston) — kickoff return at Houston, 10-4-81
96 yds. — Bobby Humphrey (N.Y. Jets) — kickoff return at Cincinnati, 12-21-86
15. 95 yds. — Aaron Bailey (Indianapolis) — kickoff return at Cincinnati, 12-22-96
95 yds. — Lamont Brightful (Baltimore) — punt return at Baltimore, 11-10-02
17. 94 yds. — Herschel Walker (Philadelphia) — kickoff return at Cincinnati, 12-24-94
18. 93 yds. — Robert Lyles (Houston) — fumble return at Cincinnati, 10-19-86
19. 92 yds. — Billy Lefear (Cleveland) — kickoff return at Cleveland, 11-23-75 (not a TD)
92 yds. — Bo Jackson (L.A. Raiders) — rush at Los Angeles, 11-5-89
92 yds. — Eric Metcalf (Cleveland) — punt return at Cincinnati, 9-4-94

PRO BOWL HISTORY

Below is a list of the Bengals selected for the NFL Pro Bowl (1970-present) and AFL All-Star games (1968-69) — listed both by player and by year. The years listed are the seasons during which the selections were earned, not the calendar years in which the games were played.

BY PLAYER

PLAYER	SELECTIONS	YEAR(S)
Anthony Munoz, OT	11	1981-91
Chad Johnson, WR	6	2003-07, '09
Lemar Parrish, CB	6	1970-71, '74-77
Ken Anderson, QB	4	1975-76, '81-82
Willie Anderson, OT	4	2003-06
James Brooks, RB	4	1986, '88-90
Isaac Curtis, WR	4	1973-76
Bob Trumpy, TE	4	1968-70, '73
Tommy Casanova, S	3	1974, '76-77
Cris Collinsworth, WR	3	1981-83
Corey Dillon, RB	3	1999-2001
Boomer Esiason, QB	3	1986, '88-89
David Fulcher, S	3	1988-90
Rodney Holman, TE	3	1988-90
Max Montoya, G	3	1986, '88-89
Geno Atkins, DT	2	2011-12
Coy Bacon, DE	2	1976-77
A.J. Green, WR	2	2011-12
Jermaine Gresham, TE	2	2011-12
Tim Krumrie, NT	2	1987-88
Carson Palmer, QB	2	2005-06
Carl Pickens, WR	2	1995-96
Mike Reid, DT	2	1972-73
Paul Robinson, RB	2	1968-69
Ashley Ambrose, CB	1	1996
Bill Bergey, LB	1	1969
Jeff Blake, QB	1	1995
Eddie Brown, WR	1	1988
Andy Dalton, QB	1	2011
Shayne Graham, K	1	2005
Harold Green, RB	1	1992
T.J. Houshmandzadeh, WR	1	2007
Tory James, CB	1	2004
Bob Johnson, C	1	1968
Pete Johnson, FB	1	1981
Rudi Johnson, RB	1	2004
Jim LeClair, LB	1	1976
Tremain Mack, KR	1	1999
Pat McInally, P	1	1981
Chip Myers, WR	1	1972
Lorenzo Neal, FB	1	2002
Deltha O'Neal, CB	1	2005
Dan Ross, TE	1	1982
Eric Thomas, CB	1	1988
Andrew Whitworth, OT	1	2012

BY YEAR

YEAR	PLAYER(S)
1968	C Bob Johnson, RB Paul Robinson, TE Bob Trumpy
1969	LB Bill Bergey, RB Paul Robinson, TE Bob Trumpy
1970	CB Lemar Parrish, TE Bob Trumpy
1971	CB Lemar Parrish
1972	WR Chip Myers, DT Mike Reid
1973	WR Isaac Curtis, DT Mike Reid, TE Bob Trumpy
1974	S Tommy Casanova, WR Isaac Curtis, CB Lemar Parrish
1975	QB Ken Anderson, WR Isaac Curtis, CB Lemar Parrish
1976	QB Ken Anderson, DE Coy Bacon, S Tommy Casanova, WR Isaac Curtis, LB Jim LeClair, CB Lemar Parrish
1977	DE Coy Bacon, S Tommy Casanova, CB Lemar Parrish
1978	(none)
1979	(none)
1980	(none)
1981	QB Ken Anderson, WR Cris Collinsworth, FB Pete Johnson, P Pat McInally, OT Anthony Munoz
1982	QB Ken Anderson, WR Cris Collinsworth, OT Anthony Munoz, TE Dan Ross
1983	WR Cris Collinsworth, OT Anthony Munoz
1984	OT Anthony Munoz
1985	OT Anthony Munoz
1986	RB James Brooks, QB Boomer Esiason, G Max Montoya, OT Anthony Munoz
1987	NT Tim Krumrie, OT Anthony Munoz
1988	RB James Brooks, WR Eddie Brown, QB Boomer Esiason, S David Fulcher, TE Rodney Holman, NT Tim Krumrie, G Max Montoya, OT Anthony Munoz, CB Eric Thomas
1989	RB James Brooks, QB Boomer Esiason, S David Fulcher, TE Rodney Holman, G Max Montoya, OT Anthony Munoz
1990	RB James Brooks, S David Fulcher, TE Rodney Holman, OT Anthony Munoz
1991	OT Anthony Munoz
1992	RB Harold Green
1993	(none)
1994	(none)
1995	QB Jeff Blake, WR Carl Pickens
1996	CB Ashley Ambrose, WR Carl Pickens
1997	(none)
1998	(none)
1999	HB Corey Dillon, KR Tremain Mack
2000	HB Corey Dillon
2001	HB Corey Dillon
2002	FB Lorenzo Neal
2003	OT Willie Anderson, WR Chad Johnson
2004	OT Willie Anderson, CB Tory James, WR Chad Johnson, HB Rudi Johnson
2005	OT Willie Anderson, K Shayne Graham, WR Chad Johnson, CB Deltha O'Neal, QB Carson Palmer
2006	OT Willie Anderson, WR Chad Johnson, QB Carson Palmer (Pro Bowl Player of the Game)
2007	WR T.J. Houshmandzadeh, WR Chad Johnson
2008	(none)
2009	WR Chad Johnson
2010	(none)
2011	DT Geno Atkins, QB Andy Dalton, WR A.J. Green, TE Jermaine Gresham
2012	DT Geno Atkins, WR A.J. Green, TE Jermaine Gresham, OT Andrew Whitworth

ANTHONY MUNOZ

The Bengals' **Anthony Munoz**, who defined the art of playing offensive tackle in the National Football League, was inducted on Aug. 1, 1998 to the Pro Football Hall of Fame. It was the first year of Hall eligibility for Munoz, whose final NFL season was 1992 with the Bengals. There currently are 280 Hall of Famers, and Munoz is one of only 74 players selected in their first year of eligibility.

Munoz was a consensus All-American at the University of Southern California, and the Bengals claimed him with the third overall pick in the 1980 draft, despite the fact some teams considered him damaged goods due to past knee surgery. The move turned out as the best draft gamble in franchise history, as Munoz went on to play 13 Bengals seasons (1980-92), including 11 seasons ('81-91) in which he was chosen for the AFC-NFC Pro Bowl game. At the time of his retirement (1992), that was the most selections of any player in NFL history. He also earned All-Pro honors (full NFL, not just the AFC) every season from 1981 through '91.

"Anthony's induction was very gratifying to our organization and to all of our fans," said Mike Brown, Bengals president. "It was particularly so because the selectors recognized Anthony as a truly special player and person who deserved election on his first try. During his playing days, no one in the NFL was better. It's justifiable to consider him as the best offensive lineman ever, and he has conducted his personal and family life in a way that is a great credit to the Bengals and the NFL."

Munoz's off-field efforts earned him the NFL's prestigious Man of the Year Award in 1991.

Munoz played for the Bengals in both of their Super Bowl appearances, as a second-year player in Super Bowl XVI at Pontiac, Mich., and as a ninth-year vet in Super Bowl XXIII at Miami.

In 1994, he was one of three offensive tackles named to the NFL's official 75th Anniversary Team. He joined his fellow tackles from that 75th Anniversary Team — Forrest Gregg and Roosevelt Brown — in the Hall of Fame.

Munoz's exceptional agility and athleticism is reflected by his entry line in the Bengals' all-time pass receiving statistics. He caught seven passes, playing as a tackle-eligible, and four of those catches were for touchdowns.

In six of his 13 Bengals seasons, Munoz earned at least one major award as NFL Offensive Lineman of the Year. One award citation, issued by NFL Alumni, reads: "The NFL has three levels of offensive linemen. The bottom rung is for players aspiring to make the Pro Bowl. The next step is for those who have earned all-star status. Then there's Anthony Munoz. He's alone at the top, a sure Hall of Famer."

Though there are other Hall of Fame members with some Hispanic ancestry, Munoz is considered the first player of primarily Hispanic background to enter the Hall. Munoz was born in Ontario, Calif. His parents also are native Californians, and his grandparents were born in Chihuahua, Mexico.

OTHER PLAYER/COACH CONNECTIONS

Munoz is the only player who performed primarily for the Bengals to gain entry to the Hall.

One other Hall of Fame player, wide receiver **Charlie Joiner**, was a Bengal from 1972-75, but he played the majority of his career with San Diego. He was inducted in 1996.

Paul Brown, founder and first head coach of the Bengals and the Browns, is in the Hall, but he was inducted in 1967, before the Bengals' first season.

Three other Hall of Famers also spent time as Bengals coaches. **Bill Walsh**, inducted for his success as head coach of the San Francisco 49ers, was a Bengals assistant under Paul Brown from 1968-75. He was inducted in 1993. **Forrest Gregg**, Bengals head coach from 1980-83, was inducted in '77, based on his playing career as an offensive tackle, primarily with Green Bay. And **Dick LeBeau**, a Bengals coach for 19 seasons, was inducted in 2010 for his exploits as a cornerback for the Detroit Lions. LeBeau was Bengals head coach for the last 13 games of 2000, as well as '01-02. LeBeau was a Cincinnati assistant coach from 1980-91 and from '97 through the first three games of 2000.

More on Paul Brown: Brown was not only the founder and first coach of both the Bengals and the Browns, but he was one of the great innovators in pro football history.

"Whether they know it or not, nearly everyone in football has been affected by Paul Brown," former NFL Commissioner Pete Rozelle said in 1991. "His wealth of ideas changed the game."

Elected in 1967 to the Pro Football Hall of Fame, Brown also was founder and first coach of the Cleveland Browns, whom he guided to seven league championships in their first 12 seasons. He posted a .665 winning percentage over 25 years of pro coaching (222-112-9, including playoffs). Earlier in his career, he created an Ohio dynasty at Massillon High School and coached Ohio State University to a national championship (1942).

Brown pioneered coaching as a year-round profession, invented the draw play, introduced the use of face masks on helmets, initiated film study and classroom instruction of players, and was the first coach to call plays from the sidelines. He also broke the color barrier in modern American pro sports, as his Cleveland team featured black stars Marion Motley and Bill Willis in 1946, a year before Jackie Robinson's debut in Major League Baseball.

Born in Norwalk, Ohio, and reared in Massillon, Ohio, Brown was Bengals coach and general manager from 1968-75. He stepped down as coach following an 11-3 season in 1975, and continued in the GM's role until his death at age 82 on Aug. 5, 1991.

BENGALS ITEMS IN THE HALL

The Hall of Fame houses many pieces of Bengals history, including:

- Full uniform including jersey, pants, and helmet of OT Anthony Munoz during the last season of his Hall of Fame career.
- Coach Paul Brown's "signature" hat he wore on the sidelines.
- QB Boomer Esiason's jersey from his MVP season in 1988.
- RB Corey Dillon's jersey from Oct. 12, 1997 when he established a rookie single-game rushing record vs. Tennessee.
- Jersey, pants, and shoes worn by Dillon on Oct. 22, 2000 when he set the then-NFL record of 278 rushing yards in Bengals' 31-21 win vs. Denver Broncos.
- The football used on the opening kickoff of the Bengals' inaugural regular season home game on Sept. 14, 1968. Cincinnati defeated Denver, 24-10.
- Jerseys worn by RB Archie Griffin and CB Ken Riley.
- Back rest of seat from Cinergy Field, formerly Riverfront Stadium.
- Autographed metal bucket from groundbreaking ceremony of Paul Brown Stadium. Signatures include those of Mike Brown, Hamilton County Commissioners Bob Bedinghaus and Tom Neyer, and Cincinnati Mayor Roxanne Qualls.
- Shovel used for the groundbreaking of Paul Brown Stadium, which took place on Cincinnati's riverfront on April 25, 1998.
- Framed water color drawing of WR Isaac Curtis.
- Draft cards. The cards were written on by a team representative and turned into NFL officials to identify each draft pick.

STADIUM HISTORY

PAUL BROWN STADIUM — 2000-PRESENT

Paul Brown Stadium, home of the Bengals on Cincinnati's downtown riverfront, plays host to its 14th NFL season in 2013. PBS, as it's known for short, opened in 2000. The first game was an Aug. 19 pre-season contest vs. Chicago, a 24-20 Bengals win. The first regular-season game was a 24-7 loss to Cleveland on Sept. 10.

Named for the NFL legend who was Bengals founder, chief executive and first head coach, the stadium has won numerous honors and has helped keep Cincinnati in the national sports spotlight. Over the last seven seasons (2006-12), PBS has hosted nine nationally televised prime-time Bengals games, and at least one game is assured in 2013.

From 2003-10 at PBS, the Bengals sold out a franchise-record 57 consecutive home games (regular and postseason).



The stadium features a sleek design and blends seamlessly with the city, open to views of downtown to the north and the Ohio River to the south.

National recognition for PBS has come in various modes. In 2007, PBS was the only football stadium to make a Harris Interactive list of "America's favorite 150 buildings and structures." PBS ranked 101st on a list whose range included all manner of major structures — skyscrapers, museums, churches, hotels, bridges, national memorials and more. No other football stadium was voted among the top 150, and among all sports venues, only two historic baseball parks — Wrigley Field and the old Yankee Stadium — ranked higher than PBS.

In 2002, in an industry rarity, the stadium was singled out by both of the nation's premier architecture magazines, *Architectural Record* and *Architecture*. The two stories came on the heels of PBS receiving the 2001 Merit Award from the American Institute of Architects (California Council). It marked the first time an NFL stadium received the award from the prestigious AIA.

And in May of 1998, well before its completion, studies of the stadium's design led to it being among 15 winners from a field of more than 300 projects for an American Architecture Award.

The stadium includes 132 suites and 7600 club seats.

Additional facts and figures on PBS:

SEATING CAPACITY: 65,515.

DIMENSIONS: The stadium site covers approximately 22 acres, and Paul Brown Stadium itself reaches a height of 157 feet.

PLAYING SURFACE: Synthetic surface by UBU Sports (Speed S5M turf system, installed in 2012).

RIVERFRONT STADIUM/CINERGY FIELD — 1970-99

(Stadium was called Riverfront Stadium from 1970-95 and was renamed Cinergy Field in '96.)

Like PBS, Riverfront Stadium was located in downtown Cincinnati, on the bank of the Ohio River. Its site was just less than a quarter-mile east of where PBS lies. It was renamed Cinergy Field in 1996.

Housing the Bengals and baseball's Cincinnati Reds, Riverfront/Cinergy was one of a number of circular, dual-sport facilities built in the U.S. in the '60s and early '70s. Seating capacity was 60,389 in the stadium's full football configuration and 56,759 during shared periods with baseball.

Riverfront hosted the most celebrated victory in Bengals history, the 1981 season AFC Championship game known as the "Freezer Bowl." The Bengals defeated San Diego 27-7 on a day with the lowest wind chill (minus-59 degrees) and second-coldest temperature reading (minus-9) in NFL history.

The Bengals won their second AFC title at Riverfront in 1988, defeating Buffalo 21-10.

The longest Bengals sellout streak at Riverfront was 43 games, from the 1988 season opener through the 1992 home finale.

The Reds continued playing in Cinergy Field for two seasons (2001-02) after the Bengals departed for PBS, and Cinergy was imploded in December of '02 to make room for new riverfront development.

NIPPERT STADIUM — 1968-69

The Bengals played their first two seasons in Nippert Stadium on the University of Cincinnati campus. Its seating capacity then was 31,301.

The Nippert site began hosting UC games in 1902, and it remains the home of the Bearcats today, expanded and upgraded in recent years. It is the fourth-oldest playing site still in use in college football.

The stadium began in 1902 as Carson Field, named after Arch Carson, who played a significant role in starting football on the UC campus in 1885. Fans watched from wooden bleachers constructed on the hillside adjacent to the field.

Construction began in 1916 on a permanent brick-and-mortar stadium, and the structure was completed in '24. The stadium was named after Jimmy Nippert, a UC player who died in 1923 while still in college. His grandfather, James N. Gamble of Procter and Gamble, provided the funds necessary to complete construction.

STADIUM FIRSTS AND LASTS

PAUL BROWN STADIUM

FIRST PRESEASON GAME: Aug. 19, 2000 / Bengals 24, Chicago 20 (attendance: 56,180)
FIRST REGULAR-SEASON GAME: Sept. 10, 2000 / Cleveland 24, Bengals 7 (attendance: 64,006)
First Bengals scoring play: Ron Dugans four-yard TD pass from Akili Smith (second quarter, 14:33)
First opponent scoring play: Travis Prentice 16-yard TD run (first quarter, 3:43)
RECORD AT PBS (REGULAR SEASON): 52-51-1 (.505)
LARGEST CROWD AT PBS: 66,188 on Oct. 28, 2007 / Pittsburgh 24, Bengals 13

RIVERFRONT STADIUM/CINERGY FIELD

(Stadium was called Riverfront Stadium from 1970-95 and was renamed Cinergy Field in '96.)
FIRST PRESEASON GAME: Aug. 8, 1970 / Bengals 27, Washington 12 (attendance: 52,299)
FIRST REGULAR-SEASON GAME: Sept. 20, 1970 / Bengals 31, Oakland 21 (attendance: 56,616)
First Bengals scoring play: Sam Wyche five-yard TD run (first quarter, 13:08)
First opponent scoring play: Fred Biletnikoff 20-yard TD pass from Daryle Lamonica (first quarter, 0:30)
LAST REGULAR-SEASON GAME: Dec. 12, 1999 / Bengals 44, Cleveland 28 (attendance: 59,972)
Last Bengals scoring play: Darnay Scott 52-yard TD pass from Jeff Blake; Doug Pelfrey PAT kick (third quarter, 3:15)
Last opponent scoring play: Darrin Chiaverini 19-yard TD pass from Ty Detmer; Phil Dawson PAT kick (fourth quarter, 0:49)
RECORD AT RIVERFRONT/CINERGY (REGULAR SEASON): 128-100-0 (.561)
LARGEST CROWD AT RIVERFRONT/CINERGY: 60,284 on Oct. 17, 1971 / Cleveland 27, Bengals 24

NIPPERT STADIUM

FIRST PRESEASON GAME: Aug. 3, 1968 / Kansas City 38, Bengals 14 (attendance: 21,682)
FIRST REGULAR-SEASON GAME: Sept. 15, 1968 / Bengals 24, Denver 10 (attendance: 25,049)
First Bengals scoring play: Dale Livingston 49-yard FG (third quarter, 12:02)
First Bengals touchdown: Bob Trumpy 58-yard pass from John Stofa (third quarter, 8:58)
First opponent scoring play: Bob Humphreys 33-yard FG (third quarter, 3:07)
First opponent touchdown: Eric Crabtree five-yard pass from Jim LeClair (fourth quarter, 11:57)
LAST REGULAR-SEASON GAME: Nov. 16, 1969 / Boston 25, Bengals 14 (attendance: 25,913)
Last Bengals scoring play: Jess Phillips four-yard TD run; Horst Muhlmann PAT kick (fourth quarter, 13:10)
Last opponent scoring play: Gino Cappelletti 43-yard FG (third quarter, 7:58)
Last opponent touchdown: Charley Frazier six-yard pass from Mike Taliaferro; Gino Cappelletti PAT kick (first quarter, 1:24)
RECORD AT NIPPERT (REGULAR SEASON): 6-8-0 (.429)
LARGEST CROWD AT NIPPERT: 28,642 on Sept. 29, 1968 / San Diego 31, Bengals 10

PRO FOOTBALL HISTORY IN CINCINNATI

Cincinnati was home to two other teams in the National Football League prior to the present-day Bengals.

One of the teams, known as the Cincinnati Celts, was a member of the NFL — then known as the American Professional Football Association — in the league's second season in 1921. That team finished with a 1-3-0 record in its only season.

In 1933, the NFL granted the city another franchise, this time called the Cincinnati Reds. They competed in the league for two seasons before folding. The Reds finished with a 3-6-1 record and fourth place in the league's Western Division in 1933. In 1934, they lost their first eight games before suspending operations. The St. Louis Gunners, an independent team, joined the NFL by buying the Cincinnati franchise and went 1-2 the last three weeks of the season.

It was a third team, however — one which was not a member of the NFL — that eventually proved to be the closest link to today's modern-era team.

In 1937, a team called the Cincinnati Bengals was formed as a member of the rival American Football League. It was that team's nickname which was later adopted by today's NFL franchise.

The 1937 Bengals finished with a 2-4-2 record in their first year, but the AFL folded after the season. The Bengals continued as an independent team in 1938, playing three NFL teams that year. They beat the Chicago Bears, 17-13, and the Pittsburgh Pirates, 38-0, and tied the Chicago Cardinals, 7-7.

In 1939, the Bengals joined a new AFL, finishing in second place with a 6-2 record. But again, the league folded after the season.

Once again, in 1940, another new AFL emerged, and again the Bengals joined. They recorded 1-7-0 and 1-5-2 marks in 1940 and '41, respectively. That AFL suffered the fate of the two AFLs before it, folding after the 1941 season as the United States entered World War II. Only this time, the Bengals folded along with it.

Pro football returned to Cincinnati 26 years later in 1967, when Paul Brown headed an ownership group which landed an expansion franchise in the modern-era American Football League. Brown, a Pro Football Hall of Famer who founded and coached the Cleveland Browns from 1946-62, picked the name Bengals for the new team "to give it a link with past professional football in Cincinnati."

Hundreds of names were suggested by fans in an effort to name the new Cincinnati team, the most popular being Buckeyes. It was rejected to avoid confusion with the Ohio State Buckeyes.

The Bengals began play in the AFL in 1968. The AFL merged with the NFL in 1970.

1938 Cincinnati Bengals

Front row (left to right): 65-Tarz Carlson, 84-Bud Payne, 60-Cole Wilging, 85-Sig Sigillo, 55-Freddy Wunderlich, 69-Joe Kruse, 14-Blond Blizzard Owen, 80-Norm Cable, 41-Irish Pavkov, 54-Horse Chesney, 64-Pat Howlett, 51-Tiger Martinovich.

Back row: 70-Homer Reynolds, 72-Jug Brown, 75-King Bernard, 73-Socko Wiethe, 88-Bumper McPhail, 61-Earl Warwick, 83-Connie Mack Berry, 81-Phil Bucklew, 82-Bill Muellner, 52-Russ Sweeney, 87-Wild Bill Gerdes, 86-Turk Russ, Coach Dana M. King.

Bengals franchise firsts:

● FIRST HEAD COACH: Paul Brown, who coached the team from 1968 through '75.

● FIRST PLAYER: QB John Stofa, who was acquired in December, 1967, from the Miami Dolphins in a trade for two draft choices. Stofa played for the Bengals in 1968 and '69.

● FIRST DRAFT CHOICE: Center Bob Johnson, from the University of Tennessee, was the Bengals' No. 1 draft choice in their 1968 inaugural season.

● FIRST GAME: Aug. 3, 1968 — a preseason home game against the Kansas City Chiefs at Nippert Stadium. The Chiefs won, 38-14, in front of 21,682 fans.

● FIRST REGULAR-SEASON GAME: On Friday night, Sept. 6, 1968, in San Diego, the Bengals began play in the American Football League. They lost to the Chargers, 29-13.

● FIRST BENGALS REGULAR-SEASON SCORING PLAY: On the Bengals' first possession of their first regular-season game — Sept. 6, 1968 at San Diego — RB Paul Robinson scored a touchdown on a 2-yard run. Dale Livingston kicked the extra point for a 7-0 Cincinnati lead. The Chargers came back to win, 29-13.

● FIRST REGULAR-SEASON VICTORY: On Sunday, Sept. 15, 1968, the Bengals won their home opener, defeating the Denver Broncos, 24-10. A crowd of 25,049 watched at Nippert Stadium.

● FIRST PLAYOFF GAME: On Saturday, Dec. 26, 1970, the Bengals lost to the Baltimore Colts, 17-0, at Memorial Stadium in Baltimore in an AFC Divisional Playoff Game. The Bengals reached the playoffs in just the franchise's third season by winning the AFC Central Division title with an 8-6 regular-season record.

● FIRST PLAYOFF VICTORY: On Jan. 3, 1982, the Bengals defeated the Buffalo Bills, 28-21, at Riverfront Stadium in Cincinnati in an AFC Divisional Playoff Game. A week later, the Bengals beat San Diego in the AFC Championship Game to earn a trip to Super Bowl XVI.

Munoz made Pro Bowl history: Former Bengals OT Anthony Munoz was selected to play in 11 AFC-NFC Pro Bowl games, the most by any Cincinnati player by a margin of five. WR Chad Johnson and CB Lemar Parrish are tied for second with six each.

At the time of his retirement (1992), Munoz's total of 11 was the most selections of any player in NFL history. Twenty-one years later, Munoz is tied for ninth in most Pro Bowl selections all time. The leader is former Houston Oilers and Tennessee Titans OL Bruce Matthews, with 14.

Hold that line: Over Games 5-12 of the 2009 season, the Bengals set a franchise record by holding eight straight opponents under the 100-yard mark in rushing. Prior to 2009, the franchise record for consecutive games in this category was six, and that spanned two seasons (1981-82). The previous record for one season was five straight games, set in 1983.

Sellout streaks: The Bengals sold out 57 consecutive home games (regular and postseason) from Nov. 16, 2003 through Nov. 8, 2010. That Paul Brown Stadium run stands as the longest in club history, topping a 43-game streak accomplished at Riverfront Stadium between 1988 and '92.

Bengals boast winning mark in overtime: The Bengals are 15-11-1 in regular-season overtime games, for a winning percentage of .574.

Overtime was put in place for regular-season games in 1974. The Bengals have not played an overtime game in postseason. Cincinnati's last overtime game was a 23-20 victory at Cleveland in 2009, breaking a four-game OT winless streak. In their previous four OT games, the Bengals had lost three and tied one.

Their 13-13 tie in 2008 vs. Philadelphia was the NFL's first deadlocked game since '02, and the only tie since '08 was in '12 between the 49ers and Rams.

Records on the road: From the 2008 road finale at Cleveland through a Nov. 15, 2009 victory at Pittsburgh, the Bengals set a franchise record by compiling five consecutive road wins. But the 2012 Bengals closed the season with four straight road wins, so a victory by the '13 club in the road opener would tie the mark.

The four straight road wins by the 2012 team tied the record for most consecutive road wins within one season. Other seasons in which the Bengals have won four straight road games have been '75, '81, '05 and '09.

Passing fancy: Boomer Esiason passed for more than 300 yards in a game a team-record 23 times during his Bengals career (1984-92, 1997).

Ken Anderson (a Bengal from 1971-86) ranks second in 300-yard passing games with 19, followed by Carson Palmer (2003-10) with 17.

The longest victory: The Bengals' 23-20 win at Cleveland Oct. 4, 2009 was the longest game the Bengals ever won. Four seconds remained in the overtime period when K Shayne Graham booted a 31-yard field goal to break a 20-all tie.

The previous longest Bengals win was 34-31 in a road game against the Los Angeles Rams on Oct. 7, 1990. Jim Breech's 44-yard field goal ended that game with 3:04 remaining in overtime. The longest Bengals loss came on Sept. 23, 1979 against the Houston Oilers at Riverfront Stadium. The Oilers won 30-27 on a 29-yard Toni Fritsch field goal with 0:32 left in the extra period.

The only 75-minute game in Bengals history was a 13-13 tie with Philadelphia on Nov. 16, 2008. The only other tie in team history — a 31-31 deadlock in 1969 at Houston — took place before overtime was instituted in the regular season.

Bengals double-digit club: Entering the 2013 season, 25 players share the distinction of having played 10 or more campaigns for the Bengals:

PLAYER, POSITION	YEARS	SEASONS
Ken Anderson, QB	16	1971-86
Ken Riley, CB	15	1969-83
Reggie Williams, LB	14	1976-89
Jim Breech, K	13	1980-92
Rich Braham, C-G	13	1994-2006
Anthony Munoz, OT	13	1980-92
Joe Walter, OT	13	1985-97
Willie Anderson, OT	12	1996-2007
Isaac Curtis, WR	12	1973-84
Eddie Edwards, DE-DT	12	1977-88
Bob Johnson, C	12	1968-79
Bruce Kozerski, OL	12	1984-95
Tim Krumrie, NT	12	1983-94
Jim LeClair, LB	12	1972-83
Glenn Cameron, LB	11	1975-85
Rodney Holman, TE	11	1982-92
Lee Johnson, P-K	11	1988-98
Max Montoya, G-OT	11	1979-89
Louis Breeden, CB	10	1978-87
Boomer Esiason, QB	10	1984-92, 97
Dave Lapham, G	10	1974-83
Pat McInally, P-WR	10	1976-85
Chad Johnson, WR	10	2001-10
Brad St. Louis, LS-TE	10	2000-09
Bob Trumpy, TE-WR	10	1968-77

The name game: The most common last name among players on the Bengals' all-time roster is Johnson. Twenty-three players named Johnson are on the roster, including Chad Johnson, who changed his last name to Ochocinco in 2008 (then back to Johnson in '11, after his Bengals career).

Smith is second with 15, Jones is third with 13, and fourth is Williams with 12 (not including Nick Luchey, who changed his name from Williams in 2002).

The Bengals' all-time roster has more last names start with the letter B than any other letter — a total of 92. The letter S is second with 89 names.

The only letter without a player on the team's all-time roster is X.

Fond farewell: The Bengals played their final game at Cinergy Field (previously known as Riverfront Stadium) on Dec. 12, 1999, and they made the finale a memorable one.

Before a sellout crowd of 59,972, the Bengals defeated Cleveland, 44-28, as the Cincinnati defense set a team record by allowing only 11 net rushing yards (11 carries). The Browns' longest rush of the day was three yards. The previous low by a Bengals opponent had been 22 yards by Houston on Dec. 23, 1990.

Offensively, the last game at Cinergy saw the Bengals roll for 279 rushing yards (on 53 carries) — at the time the second-most rushing yards in team history and the most ever in a home game (now the fourth-best in club history and the third-highest figure for a home game).

10 wins, no playoffs: The best Bengals team to miss out on postseason play was coach Bill Johnson's 1976 club, which went 10-4 but lost a tiebreaker to Pittsburgh for the AFC Central title.

Only one Wild Card team made the playoffs from each conference at that time, and it went to 11-3 New England, who lost an AFC East division tiebreaker.

One other Bengals team — the 1986 club — won 10 games (10-6) and failed to make the playoffs.

100 x 3 = team first: The Bengals' 27-10 win over Oakland on Dec. 10, 2006 at Paul Brown Stadium was the team's only game ever with a 100-yard rusher (Rudi Johnson, 117 yards) and two 100-yard receivers (T.J. Houshmandzadeh, 118; Chad Johnson, 101).

Coldest NFL games on record:

- Minus-13 degrees (-48 degrees wind chill) — Dec. 31, 1967, Lambeau Field, Green Bay, Wis., NFL Championship — Green Bay 21, Dallas 17
- Minus-9 degrees (-59 degrees wind chill) — Jan. 10, 1982, Riverfront Stadium, Cincinnati, Ohio, AFC Championship — Cincinnati 27, San Diego 7
- Minus-1 degree (-23 degrees wind chill) — Jan. 20, 2008, Lambeau Field, Green Bay, Wis., NFC Championship — N.Y. Giants 23, Green Bay 20 in OT.

All-time biggest crowds: The Bengals' 10 largest home crowds in franchise history all occurred in the 2005, '06 and '07 seasons at PBS:

	ATTENDANCE	DATE	OPPONENT	RESULT
1.	66,188	10-28-07	Pittsburgh	L, 13-24
2.	66,113	10-1-07	New England	L, 13-34
3.	66,104	10-23-05	Pittsburgh	L, 13-27
4.	66,093	9-10-07	Baltimore	W, 27-20
5.	66,072	9-17-06	Cleveland	W, 34-17
6.	66,049	12-31-06	Pittsburgh	L, 17-23 (OT)
7.	66,035	10-1-06	New England	L, 13-38
8.	66,023	12-23-07	Cleveland	W, 19-14
9.	65,995	11-20-05	Indianapolis	L, 37-45
10.	65,978	10-29-06	Atlanta	L, 27-29

Talent isn't everything: The 1989 Bengals were a talented team, but never could put it all together on a weekly basis. They outscored opponents 404-285, but finished only 8-8.

Not since the 1950 Philadelphia Eagles had a break-even team outscored its foes by such a large point margin (7.4) per game.

That's no misprint: In Games 3 and 4 of the 2009 season, the Bengals won vs. Pittsburgh and at Cleveland by the same score — 23-20 — and yes, that was unusual.

It marked the only time in franchise history for the team to win consecutive games (or lose consecutive games) in the same season by the same score.

In the beginning: The Bengals' inaugural season was 1968, when they began play in the American Football League (which merged with the NFL in 1970). The first-ever Bengals game was a preseason matchup vs. Kansas City on Aug. 3, 1968 at the University of Cincinnati's Nippert Stadium.

BENGALS SINGLE-SEASON LEAGUE AND CONFERENCE LEADERS

— NFL —

PASSER RATING
(Current rating system in place since 1973)
1974 Ken Anderson 95.7
1975 Ken Anderson 93.9
1981 Ken Anderson 98.4
1982 Ken Anderson 95.3
1988 Boomer Esiason 97.4

TOUCHDOWN PASSES
2005 Carson Palmer ..... ^32

RECEPTIONS
2007 T.J. Houshmandzadeh ..... *^112

RECEIVING YARDS
2006 Chad Johnson 1369

INTERCEPTIONS
2005 Deltha O'Neal ..... *^10

PUNT RETURN AVERAGE
1974 Lemar Parrish ..... ^18.8
1984 Mike Martin 15.7

PUNTING AVERAGE
1970 Dave Lewis 46.2
1971 Dave Lewis 44.8
1978 Pat McInally 43.1
1981 Pat McInally 45.4

— AFC —

SCORING
1981 Jim Breech *115
1987 Jim Breech 97
2005 Shayne Graham 131

RUSHING YARDS
1968 Paul Robinson **1023

TOUCHDOWNS
1983 Pete Johnson *14
1988 Ickey Woods *15
1995 Carl Pickens ..... ^17

PASSER RATING
(Current rating system in place since 1973)
1974 Ken Anderson ..... #95.7
1975 Ken Anderson ..... #93.9
1981 Ken Anderson ..... #98.4
1982 Ken Anderson ..... #95.3
1988 Boomer Esiason ..... #97.4
1989 Boomer Esiason 92.1

TOUCHDOWN PASSES
1988 Boomer Esiason *28
1989 Boomer Esiason 28
1995 Jeff Blake 28
2005 Carson Palmer ..... #^32

RECEPTIONS
1995 Carl Pickens 99
1996 Carl Pickens 100
2005 Chad Johnson 97
2007 T.J. Houshmandzadeh ..... #*^112

RECEIVING YARDS
1973 Isaac Curtis 843
1988 Eddie Brown 1273
2003 Chad Johnson 1355
2004 Chad Johnson 1274
2005 Chad Johnson 1432
2006 Chad Johnson ..... #1369

PUNT RETURN AVERAGE
1974 Lemar Parrish ..... #^18.8
1984 Mike Martin ..... #15.7

INTERCEPTIONS
1976 Ken Riley 9
1982 Ken Riley *5
1983 Ken Riley *8
2005 Deltha O'Neal ..... #*^10

PUNTING AVERAGE
1970 Dave Lewis ..... #46.2
1971 Dave Lewis ..... #44.8
1978 Pat McInally ..... #43.1
1981 Pat McInally ..... #45.4

KICKOFF RETURN AVERAGE
1999 Tremain Mack ..... ^27.1

KEY

# Also led NFL	* Tied for lead
^ Also a Bengals record	** American Football League

That first Bengals team had a seven-man coaching staff (in contrast to the 18-man staff heading into the 2013 season). Head coach Paul Brown was joined by Bill Johnson (offensive line coach), Rick Forzano (offensive backfield), Jack Donaldson (defensive line), Tom Bass (defensive backfield), Bill Walsh (offensive ends) and Frank Smouse (linebackers).

The first player acquired by the Bengals was quarterback John Stofa, obtained from the Miami Dolphins in a trade for two draft choices. The Bengals' first draft choice was center Bob Johnson, from the University of Tennessee.

A rare runner: The only Bengals quarterback ever to rush for 100 yards in a game was Virgil Carter, who gained 110 on nine carries against Cleveland on Nov. 15, 1970.

The game was the first Bengals-Browns match in Riverfront Stadium (later renamed Cinergy Field), and marked Cincinnati's first victory (14-10) over its Ohio rival.

Long distance leaders: Chris Bahr and Doug Pelfrey are the only Bengals kickers to convert two field goals of 50 or more yards in the same game.

Bahr booted field goals of 55 and 52 yards vs. Houston on September 23, 1979. Pelfrey connected from 53 and 50 yards at Houston on October 24, 1993.

Get the point? Only three times in the Bengals' first 45 seasons has a non-kicker led the team in scoring.

In 1979, FB Pete Johnson was the team's leading scorer with 90 points (15 TDs). FB Ickey Woods led the 1988 Bengals with 90 points (15 TDs). And in 2001, HB Corey Dillon scored a team-high 78 points (13 TDs).

A special explosion: The Bengals record for most points in a game by the special teams is 31, from a 43-14 victory at Buffalo on Nov. 8, 1970.

CB Lemar Parrish scored two special teams TDs, one on a 95-yard kickoff return and another on an 83-yard return of a blocked field goal attempt. K Horst Muhlmann added 15 points on five field goals, and four PATs by Muhlmann completed the special teams onslaught.

The offense scored only one TD, on a one-yard run by RB Jess Phillips. The defense scored a TD on an eight-yard fumble return by DE Royce Berry.

Perfection at home: The Bengals have gone undefeated (and untied) at home during the regular season three times in team history:

- 8-0 in the Super Bowl season of 1988
- 7-0 in the 1973 playoff season
- 4-0 in the strike-shortened 1982 campaign

Bengals QBs as league MVPS: Two Bengals, both quarterbacks from the club's Super Bowl teams, have been named by nationwide panels of media as winners of the Associated Press NFL Most Valuable Player Award.

Ken Anderson was the winner in 1981, leading the NFL with a 98.4 passer rating. He completed 300 of 479 passes (62.6%) for 3754 yards, with a then-club record 29 TD passes against 10 interceptions.

Boomer Esiason was the 1988 winner, leading the league with a 97.4 rating and tying for the AFC lead in TDs with 28. He completed 223 of 388 passes (57.5%) for 3572 yards, with 14 interceptions.

Both QBs led their teams to 12-4 records in the regular season.

Double whammy: Twice in Bengals history, two Cincinnati players have broken the 100-yard rushing mark in the same game.

On Oct. 29, 1972, in a 30-7 win vs. Houston, RB Doug Dressler gained 110 yards and HB Essex Johnson ran for 103 yards. On Dec. 7, 1986, in a 31-7 victory at New England, HB James Brooks rushed for 163 yards and FB Stanley Wilson gained 120 yards.

Worst to first: Four times in their history, the Bengals have finished first in their division after finishing in last place the season before. The Bengals followed a cellar season with a division title in 1970, '81, '88 and '90.

Record crowd: The official attendance figure of 87,786 for Cincinnati's 17-10 win on Nov. 14, 2004 at FedExField in Washington was the largest ever for a Bengals regular-season game.

The record for all Bengals games remains 92,045, recorded at the Los Angeles Coliseum for the 1990 season Divisional Playoff game against the Los Angeles Raiders on Jan. 13, 1991.

BENGALS PLAYOFF RESULTS

Record: 5-11

SEASON	DATE	OPPONENT	W-L	SCORE	PLAYOFF GAME
1970	Dec. 26	at Baltimore	L	0-17	Divisional Playoff
1973	Dec. 23	at Miami	L	16-34	Divisional Playoff
1975	Dec. 28	at Oakland Raiders	L	28-31	Divisional Playoff
1981	Jan. 3	BUFFALO	W	28-21	Divisional Playoff
	Jan. 10	SAN DIEGO	W	27-7	AFC Championship
	Jan. 24	SAN FRANCISCO 49ERS	L	21-26	Super Bowl XVI
1982	Jan. 9	N.Y. JETS	L	17-44	First-Round Playoff
1988	Dec. 31	SEATTLE	W	21-13	Divisional Playoff
	Jan. 8	BUFFALO	W	21-10	AFC Championship
	Jan. 22	San Francisco 49ers	L	16-20	Super Bowl XXIII
1990	Jan. 6	HOUSTON	W	41-14	Wild Card Playoff
	Jan. 13	at L.A. Raiders	L	10-20	Divisional Playoff
2005	Jan. 8	PITTSBURGH	L	17-31	Wild Card Playoff
2009	Jan. 9	N.Y. JETS	L	14-24	Wild Card Playoff
2011	Jan. 7	at Houston	L	10-31	Wild Card Playoff
2012	Jan. 5	at Houston	L	13-19	Wild Card Playoff

High-scoring affairs: The two highest-scoring games (combined point totals of both teams) in Bengals history have both come against the Cleveland Browns.

The five highest-scoring games in franchise history:

TOTAL POINTS	DATE AND OPPONENT	RESULT
1. 106	Nov. 28, 2004 vs. Cleveland	W, 58-48
2. 96	Sept. 16, 2007 at Cleveland	L, 45-51
3. 90	Nov. 12, 2006 vs. San Diego	L, 41-49
4. 86	Nov. 30, 1997 at Philadelphia	L, 42-44
5. 85	Sept. 22, 1985 vs. San Diego	L, 41-44

The longest shots: The latest-drafted player ever to make the Bengals roster for a regular-season game was K-P Dave Green of Ohio University.

Green was the 418th selection in the 1972 draft, taken in the 17th round. He didn't make the roster in 1972, and had a brief stint (no games played) with Houston in '73 before being re-acquired by Cincinnati. Green played for the Bengals from 1974-75, scoring 70 points and averaging 40.1 yards on 134 punts. He was acquired by Tampa Bay in 1976, and stayed in the NFL through '79.

The latest-drafted player ever to make the Bengals roster in the same season of his selection was LB Larry Ely of Iowa. Ely was the 397th selection in 1970, a 16th-round pick. He played for Cincinnati in 1970 and '71.

Riley reigns supreme: In the Bengals record book, the most dominant lead in a major career category belongs to CB Ken Riley. His 65 interceptions nearly double the total (33) of second-place CB Louis Breeden.

Bengals tap the Buckeye pipeline: Ohio State is the top supplier of college talent to the Bengals, with 26 former Buckeyes having qualified for the team's official all-time roster.

Notable former Buckeye Bengals include former Pro Bowl FB Pete Johnson (1977-83), the No. 4 rusher in Bengals history, as well as RB Archie Griffin ('76-83), CB Ray Griffin ('78-84), OT Rufus Mayes ('70-78) and DT Dan Wilkinson ('94-97).

Florida is second with 18 Bengals alumni, followed by the University of Cincinnati, Michigan, Penn State and West Virginia at 16.

Parrish hits paydirt: The only Bengals player ever to score two touchdowns in a game on returns and/or recoveries is Lemar Parrish — and he did it three times.

Parrish, a Bengals cornerback and kick returner from 1970-77, scored two TDs on Nov. 8, 1970 at Buffalo (95-yard kickoff return and 83-yard return of a blocked FG attempt); on Dec. 17, 1972 at Houston (25-yard interception return and 33-yard interception return); and on Oct. 6, 1974 vs. Washington (90-yard punt return and 47-yard fumble return).

Go long ... real long: The Bengals record book shows two pass plays of 90 or more yards:

- QB Ken Anderson hooked up with WR Billy Brooks for a team-record 94-yarder for a touchdown Nov. 13, 1977 at Minnesota.
- QB Virgil Carter connected with WR Speedy Thomas for a 90-yard TD strike on Sept. 19, 1971 vs. Philadelphia at Riverfront Stadium.

This record holds the record: The oldest season record in Bengals history — and the only one still standing from the Nippert Stadium years — is QB Greg Cook's average of 9.41 yards gained per passing attempt in 1969.

The only other average of more than nine yards was 9.21 by QB Boomer Esiason in 1988.

1000-yard duos ... and a trio: Thirteen times in the Bengals' previous 45 years (1968-2012), the team has had both a 1000-yard rusher and a 1000-yard receiver in the same season.

In 2006, the Bengals had a 1000-yard rusher and two 1000-yard receivers.

YEAR	RUSHER	YARDS	RECEIVER	YARDS
1981	Pete Johnson	1077	Cris Collinsworth	1009
1986	James Brooks	1087	Cris Collinsworth	1024
1988	Ickey Woods	1066	Eddie Brown	1273
1989	James Brooks	1239	Tim McGee	1211
1998	Corey Dillon	1130	Carl Pickens	1023
1999	Corey Dillon	1200	Darnay Scott	1022
2002	Corey Dillon	1311	Chad Johnson	1166
2004	Rudi Johnson	1454	Chad Johnson	1274
2005	Rudi Johnson	1458	Chad Johnson	1432
2006	Rudi Johnson	1309	Chad Johnson	1369
			T.J. Houshmandzadeh	1081
2009	Cedric Benson	1251	Chad Johnson	1047
2011	Cedric Benson	1067	A.J. Green	1057
2012	BenJarvus Green-Ellis	1094	A.J. Green	1350

No TDs; no problem: Five times in their history, the Bengals have won without scoring a touchdown:

- On Sept. 24, 1972, K Horst Muhlmann's five FGs (41, 32, 20, 32, 34) fueled a 15-10 victory over Pittsburgh at Riverfront Stadium (later renamed Cinergy Field).
- On Oct. 21, 1984, K Jim Breech kicked four FGs (24, 23, 25, 33) for all the Bengals' points in a 12-9 victory over Cleveland at Riverfront.
- On Nov. 6, 1994, K Doug Pelfrey booted six FGs (36, 44, 36, 47, 28, 26) and LB-DE Alfred Williams scored on a safety as the Bengals posted a 20-17 overtime victory at Seattle.
- On Nov. 11, 2007, K Shayne Graham kicked a team-record seven FGs (34, 19, 22, 35, 35, 21, 33) for all of Cincinnati's points in a 21-7 win at Baltimore.
- On Sept. 19, 2010, K Mike Nugent kicked five FGs (36, 30, 46, 38, 25) for all the Bengals' points in a 15-10 win over Baltimore at Paul Brown Stadium.

Doubling up: Twice in Bengals history, a Cincinnati player has managed 100-plus yards both rushing and receiving on the same day.

HB Essex Johnson was the first, rushing for 121 yards on 21 carries and getting 116 yards on two receptions on Sept. 30, 1973 at San Diego. He stood alone in the category until Dec. 7, 1986, when HB James Brooks burned the Patriots at New England for 163 yards on 18 rushes and 101 yards on six receptions. Cincinnati won both games.

Bengals opponents have managed double 100-yard performances twice, and Cincinnati lost both of those games.

On Nov. 23, 1975, Cleveland HB Greg Pruitt had 121 yards on 17 rushes and 106 yards on seven receptions in a 35-23 Browns win at Cleveland Stadium. On Sept. 22, 1985, San Diego RB Lionel James became the one player to record dual 100s at Riverfront Stadium (later renamed Cinergy Field) in the Chargers' 44-41 win. James had 127 yards on 12 rushes and 118 yards on five catches.

P.B. and the hall of fame: Paul Brown, founder of the Cincinnati Bengals, was enshrined in the Pro Football Hall of Fame in 1967, and numerous other Hall of Fame members played and/or coached under Brown.

The most recent addition to P.B.'s disciples in the Hall of Fame was Bengals tackle Anthony Munoz, considered by many to be the greatest offensive lineman in NFL history. Munoz, a 1998 inductee, played his entire 13-year pro career ('80-92) with the Bengals. Some analysts thought he was too risky a prospect for an early first-round draft selection because he had experienced knee injuries in college. But Brown, as Bengals general manager in 1980, selected Munoz with the No. 3 overall pick.

The 1997 Hall of Fame class included Don Shula, winningest coach in NFL history, who played defensive back in the NFL and was a rookie on Brown's defending NFL champion Cleveland Browns in '51.

WR Charlie Joiner, who played for the Bengals under Brown from 1972-75, was elected to the Hall of Fame in the '96 class of inductees. Also, 15 other players Brown coached for the Cleveland Browns are in the Hall of Fame. These players, and the years Brown coached them in Cleveland, are: DE Doug Atkins (1953-54), FB Jim Brown ('57-62), DE Willie Davis ('58-59), QB Len Dawson ('60-61), WR Len Ford ('50-57), C Frank Gatski ('46-56), QB Otto Graham ('46-55), T/PK Lou Groza ('46-59 and '61-62), G Gene Hickerson ('58-60 and '62), DT Henry Jordan ('57-58), WR Dante Lavelli ('46-56), T Mike McCormack ('54-62), RB/WR Bobby Mitchell ('58-61), FB/LB Marion Motley ('46-53) and G Bill Willis ('46-53).

Former assistant coaches under Paul Brown who are in the Hall of Fame are Weeb Ewbank and Bill Walsh. Also in the Hall of Fame are Forrest Gregg, hired by Brown as Bengals head coach in 1980, and 2010 Hall inductee Dick LeBeau, whose assistant coaching tenure with the Bengals began in '80, when Brown was the team's general manager.

BENGALS SELECTIONS IN 1968 AFL EXPANSION DRAFT

FROM BOSTON PATRIOTS
Joe Bellino, RB, Navy
Jim Boudreaux, DT, Louisiana Tech
J.D. Garrett, RB, Grambling
*White Graves, DB, Louisiana State
Ron Hall, DB, Missouri Valley

FROM BUFFALO BILLS
Gary Bugenhagen, T, Syracuse
Bobby Burnett, RB, Arkansas
*Charlie King, DB, Purdue
Bob Schmidt, T, Minnesota
Rich Zecher, DT, Utah State

FROM DENVER BRONCOS
Cookie Gilchrist, RB, (none)
Mike Kellogg, RB, Santa Clara
*Pat Matson, G, Oregon
Henry Sorrell, LB, Tennessee-Chattanooga
Lonnie Wright, DB, Colorado State

FROM HOUSTON OILERS
*Dan Brabham, LB, Arkansas
Joe Bob Isbell, G, Houston
*Willie Lee Jones, DE, Kansas State
Bob Poole, TE, Clemson
*Andy Rice, DT, Texas Southern

FROM KANSAS CITY CHIEFS
Chris Burford, SE, Stanford
*Sherrill Headrick, LB, Texas Christian
*Bobby Hunt, DB, Auburn
Al Reynolds, G, Tarkio
*Fletcher Smith, DB, Tennessee State

FROM N.Y. JETS
Solomon Brannan, DB, Morris Brown
Bill Brown, T, Texas-El Paso
*John Matlock, C, Miami (Fla.)
*Pete Perreault, G, Boston University
Jim Waskiewicz, C/LB, Wichita State

FROM OAKLAND RAIDERS
*Dan Archer, T, Oregon
*Estes Banks, RB, Colorado
Nate Johns, RB, San Diego State
*Rod Sherman, FL, Southern California
Richard Sligh, DT, North Carolina Central

FROM SAN DIEGO CHARGERS
*Frank Buncom, LB, Southern California
*Jim Griffin, DE, Grambling
Frank Marsh, RB, Oregon State
Dick Van Raaphorst, PK, Ohio State
*Ernie Wright, T, Ohio State

**Made Bengals All-Time Roster*

BENGALS POSTSEASON INDIVIDUAL RECORDS

KEY

*	AFC Wild Card Playoff
**	AFC Divisional Playoff
***	AFC Championship
+	AFC First-Round Playoff (Super Bowl Tournament)
#	Super Bowl XVI (at Pontiac, Mich.)
##	Super Bowl XXIII (at Miami, Fla.)

NOTE: The years listed are the seasons in which playoff berths were earned, not necessarily the calendar years in which playoff games were played.

SCORING

TOTAL POINTS

CAREER	52	Jim Breech	1981, '82, '88, '90
	24	Ickey Woods	1988, '90
	18	Dan Ross	1981, '82
	12	(six times)	
GAME	12	Charles Alexander	1981 (Jan. 3, 1982 vs. Buff.)**
	12	Dan Ross	1981 (Jan. 24, 1982 against S.F.)#
	12	Stanley Wilson	1988 (Dec. 31, 1988 vs. Sea.)**
	12	Ickey Woods	1988 (Jan. 8, 1989 vs. Buff.)***
	11	Jim Breech	1990 (Jan. 6, 1991 vs. Hou.)*

TOUCHDOWNS

CAREER	4	Ickey Woods	1988, '90
	3	Dan Ross	1981, '82
	2	(six times)	
GAME	2	Charles Alexander	1981 (Jan. 3, 1982 vs. Buff.)**
	2	Dan Ross	1981 (Jan. 24, 1982 against S.F.)#
	2	Stanley Wilson	1988 (Dec. 31, 1988 vs. Sea.)**
	2	Ickey Woods	1988 (Jan. 8, 1989 vs. Buff.)***
	1	(many times)	

POINTS AFTER TOUCHDOWNS

CAREER	25	Jim Breech	1981, '82, '88, '90
	4	Dave Green	1975
	4	Shayne Graham	2005, '09
	1	(three times)	
GAME	5	Jim Breech	1990 (Jan. 6, 1991 vs. Hou.)*
	4	Jim Breech	1981 (Jan. 3, 1982 vs. Buff.)**
	3	(five times)	

FIELD GOALS

CAREER	9	Jim Breech	1981, '82, '88, '90
	3	Horst Muhlmann	1970, '73
	2	Josh Brown	2012
	1	Shayne Graham	2005, '09
	1	Mike Nugent	2011, '12
GAME	3	Horst Muhlmann	1973 (Dec. 23, 1973 at Mia.)**
	3	Jim Breech	1988 (Jan. 22, 1989 against S.F.)##
	2	Jim Breech	1981 (Jan. 10, 1982 vs. S.D.)***
	2	Jim Breech	1990 (Jan. 6, 1991 vs. Hou.)*
	2	Josh Brown	2012 (Jan. 5, 2013 at Hou.)*

LONGEST FIELD GOALS

47	Josh Brown	2012 (Jan. 5, 2013 at Hou.)*
46	Horst Muhlmann	1973 (Dec. 23, 1973 at Mia.)**
43	Jim Breech	1988 (Jan. 22, 1989 against S.F.)##
40	Jim Breech	1988 (Jan. 22, 1989 against S.F.)##
38	Jim Breech	1981 (Jan. 10, 1982 vs. S.D.)***

RUSHING

TOTAL RUSHING ATTEMPTS

CAREER	89	Ickey Woods	1988, '90
	61	Pete Johnson	1981, '82
	43	James Brooks	1988, '90
	34	Charles Alexander	1981, '82
	28	Cedric Benson	2009, '11
GAME	29	Ickey Woods	1988 (Jan. 8, 1989 vs. Buff.)***
	23	Ickey Woods	1988 (Dec. 31, 1988 vs. Sea.)**
	21	Pete Johnson	1981 (Jan. 10, 1982 vs. S.D.)***
	21	Cedric Benson	2009 (Jan. 9, 2010 vs. NYJ)*
	20	Ickey Woods	1988 (Jan. 22, 1989 against S.F.)##

RUSHING YARDS

CAREER	391	Ickey Woods	1988, '90
	187	Pete Johnson	1981, '82
	183	Cedric Benson	2009, '11
	145	James Brooks	1988, '90
	125	Charles Alexander	1981, '82
GAME	169	Cedric Benson	2009 (Jan. 9, 2010 vs. NYJ)*
	126	Ickey Woods	1988 (Dec. 31, 1988 vs. Sea.)**
	102	Ickey Woods	1988 (Jan. 8, 1989 vs. Buff.)***
	80	Pete Johnson	1981 (Jan. 10, 1982 vs. S.D.)***
	79	Ickey Woods	1988 (Jan. 22, 1989 against S.F.)##

AVERAGE YARDS PER RUSHING ATTEMPT

CAREER	4.39	Ickey Woods (391 yards/89 att.)	1988, '90
	3.68	Charles Alexander (125 yards/34 att.)	1981, '82
	3.37	James Brooks (145 yards/43 att.)	1988, '90
	3.07	Pete Johnson (187 yards/61 att.)	1981, '82

NOTE: Minimum 30 attempts.

GAME	8.05	Cedric Benson (169/21)	2009 (Jan. 9, 2010 vs. NYJ)*
	5.48	Ickey Woods (126/23)	1988 (Dec. 31, 1988 vs. Sea.)**
	3.95	Ickey Woods (79/20)	1988 (Jan. 22, 1989 against S.F.)##
	3.81	Pete Johnson (80/21)	1981 (Jan. 10, 1982 vs. S.D.)***
	3.52	Ickey Woods (102/29)	1988 (Jan. 8, 1989 vs. Buff.)***

NOTE: Minimum 15 attempts.

RUSHING TOUCHDOWNS

CAREER	4	Ickey Woods	1988, '90
	2	Charles Alexander	1981, '82
	2	Pete Johnson	1981, '82
	2	Stanley Wilson	1988
	2	Cedric Benson	2009, '11
GAME	2	Charles Alexander	1981 (Jan. 3, 1982 vs. Buff.)**
	2	Stanley Wilson	1988 (Dec. 31, 1988 vs. Sea.)**
	2	Ickey Woods	1988 (Jan. 8, 1989 vs. Buff.)***
	1	(many times)	

LONGEST RUSHES

47-td	Cedric Benson	2009 (Jan. 9, 2010 vs. NYJ)*
30	Ickey Woods	1988 (Dec. 31, 1988 vs. Sea.)**
29	Boomer Esiason	1988 (Jan. 8, 1989 vs. Buff.)***
29	BenJarvus Green-Ellis	2012 (Jan. 5, 2013 at Hou.)*
27	Cedric Benson	2009 (Jan. 9, 2010 vs. NYJ)*

KEY

*	AFC Wild Card Playoff
**	AFC Divisional Playoff
***	AFC Championship
+	AFC First-Round Playoff (Super Bowl Tournament)
#	Super Bowl XVI (at Pontiac, Mich.)
##	Super Bowl XXIII (at Miami, Fla.)

NOTE: The years listed are the seasons in which playoff berths were earned, not necessarily the calendar years in which playoff games were played.

PASSING

TOTAL PASSING ATTEMPTS

CAREER	166	Ken Anderson	1973, '75, '81, '82
	99	Boomer Esiason	1988, '90
	72	Andy Dalton	2011, '12
	40	Jon Kitna	2005
	37	Carson Palmer	2005, '09
GAME	42	Andy Dalton	2011 (Jan. 7, 2012 at Hou.)*
	40	Jon Kitna	2005 (Jan. 8, 2006 vs. Pitt.)*
	36	Carson Palmer	2009 (Jan. 9, 2010 vs. NYJ)*
	35	Ken Anderson	1982 (Jan. 9, 1983 vs. NYJ)+
	34	Ken Anderson	1981 (Jan. 24, 1982 against S.F.)#

COMPLETIONS

CAREER	110	Ken Anderson	1973, '75, '81, '82
	51	Boomer Esiason	1988, '90
	41	Andy Dalton	2011, '12
	24	Jon Kitna	2005
	19	Carson Palmer	2005, '09
GAME	27	Andy Dalton	2011 (Jan. 7, 2012 at Hou.)*
	26	Ken Anderson	1982 (Jan. 9, 1983 vs. NYJ)+
	25	Ken Anderson	1981 (Jan. 24, 1982 against S.F.)#
	24	Jon Kitna	2005 (Jan. 8, 2006 vs. Pitt.)*
	18	Carson Palmer	2009 (Jan. 9, 2010 vs. NYJ)*

COMPLETION PERCENTAGE

CAREER	66.27	Ken Anderson (110 comp./166 att.)	1973, '75, '81, '82
	60.00	Jon Kitna (24 comp./40 att.)	2005
	56.94	Andy Dalton (41 comp./72 att.)	2011, '12
	51.52	Boomer Esiason (51 comp./99 att.)	1988, '90
	51.35	Carson Palmer (19 comp./37 att.)	2005, '09

NOTE: Minimum 30 attempts.

GAME	74.29	Ken Anderson (26/35)	1982 (Jan. 9, 1983 vs. NYJ)+
	73.53	Ken Anderson (25/34)	1981 (Jan. 24, 1982 against S.F.)#
	70.00	Boomer Esiason (14/20)	1990 (Jan. 6, 1991 vs. Hou.)*
	66.67	Ken Anderson (14/21)	1981 (Jan. 3, 1982 vs. Buff.)**
	64.29	Andy Dalton (27/42)	2011 (Jan. 7, 2012 at Hou.)*

NOTE: Minimum 15 attempts.

PASSING YARDS

CAREER	1321	Ken Anderson	1973, '75, '81, '82
	600	Boomer Esiason	1988, '90
	384	Andy Dalton	2011, '12
	212	Carson Palmer	2005, '09
	197	Jon Kitna	2005
GAME	354	Ken Anderson	1982 (Jan. 9, 1983 vs. NYJ)+
	300	Ken Anderson	1981 (Jan. 24, 1982 against S.F.)#
	257	Andy Dalton	2011 (Jan. 7, 2012 at Hou.)*
	201	Ken Anderson	1975 (Dec. 28, 1975 at Oak.)**
	197	Jon Kitna	2005 (Jan. 8, 2006 vs. Pitt.)*

AVERAGE YARDS PER PASSING ATTEMPT

CAREER	7.96	Ken Anderson (1321 yards/166 att.)	1973, '75, '81, '82
	6.06	Boomer Esiason (600 yards/99 att.)	1988, '90
	5.73	Carson Palmer (212 yards/37 att.)	2005, '09
	5.33	Andy Dalton (384 yards/72 att.)	2011, '12
	4.93	Jon Kitna (197 yards/40 att.)	2005

NOTE: Minimum 30 attempts.

GAME	10.11	Ken Anderson (354/35)	1982 (Jan. 9, 1983 vs. NYJ)+
	9.14	Ken Anderson (192/21)	1981 (Jan. 3, 1982 vs. Buff.)**
	8.82	Ken Anderson (300/34)	1981 (Jan. 24, 1982 against S.F.)#
	7.50	Boomer Esiason (150/20)	1990 (Jan. 6, 1991 vs. Hou.)*
	7.44	Ken Anderson (201/27)	1975 (Dec. 28, 1975 at Oak.)**

NOTE: Minimum 15 attempts.

TOUCHDOWN PASSES

CAREER	9	Ken Anderson	1973, '75, '81, '82
	4	Boomer Esiason	1988, '90
	1	Jon Kitna	2005
	1	Carson Palmer	2005, '09
GAME	2	Ken Anderson	1975 (Dec. 28, 1975 at Oak.)**
	2	Ken Anderson	1981 (Jan. 10, 1982 vs. S.D.)***
	2	Ken Anderson	1981 (Jan. 24, 1982 against S.F.)#
	2	Ken Anderson	1982 (Jan. 9, 1983 vs. NYJ)+
	2	Boomer Esiason	1990 (Jan. 6, 1991 vs. Hou.)*

PASSES HAD INTERCEPTED

CAREER	6	Ken Anderson	1973, '75, '81, '82
	4	Andy Dalton	2011, '12
	3	Boomer Esiason	1988, '90
	2	Jon Kitna	2005
	1	(two times)	
GAME	3	Ken Anderson	1982 (Jan. 9, 1983 vs. NYJ)+
	3	Andy Dalton	2011 (Jan. 7, 2012 at Hou.)*
	2	Ken Anderson	1981 (Jan. 24, 1982 against S.F.)#
	2	Boomer Esiason	1988 (Jan. 8, 1989 vs. Buff.)***
	2	Jon Kitna	2005 (Jan. 8, 2006 vs. Pitt.)*

PASSER RATING

CAREER	93.5	Ken Anderson	1973, '75, '81, '82
	71.1	Boomer Esiason	1988, '90
	66.5	Carson Palmer	2005, '09
	60.1	Jon Kitna	2005
	48.6	Andy Dalton	2011, '12

NOTE: Minimum 30 attempts.

GAME	125.0	Boomer Esiason	1990 (Jan. 6, 1991 vs. Hou.)*
	115.9	Ken Anderson	1981 (Jan. 10, 1982 vs. S.D.)***
	111.6	Ken Anderson	1981 (Jan. 3, 1982 vs. Buff.)**
	110.3	Ken Anderson	1975 (Dec. 28, 1975 at Oak.)**
	97.6	Boomer Esiason	1990 (Jan. 13, 1991 at L.A.-Raid.)**

NOTE: Minimum 15 attempts.

LONGEST PASSES

66	Carson Palmer to Chris Henry	2005 (Jan. 8, 2006 vs. Pitt.)*
53	Ken Anderson to Cris Collinsworth	1982 (Jan. 9, 1983 vs. NYJ)+
49	Ken Anderson to Cris Collinsworth	1981 (Jan. 24, 1982 against S.F.)#
46	Boomer Esiason to Rodney Holman	1990 (Jan. 6, 1991 vs. Hou.)*
45	Andy Dalton to A.J. Green	2012 (Jan. 5, 2013 at Hou.)*

RECEIVING

TOTAL RECEPTIONS

CAREER	28	Dan Ross	1981, '82
	21	Cris Collinsworth	1981, '82, '88
	13	Isaac Curtis	1973, '75, '81, '82
	11	Rodney Holman	1982, '88, '90
	10	(two times)	
GAME	11	Dan Ross	1981 (Jan. 24, 1982 against S.F.)#
	9	Lenvil Elliott	1973 (Dec. 23, 1973 at Mia.)**
	7	Cris Collinsworth	1982 (Jan. 9, 1983 vs. NYJ)+
	6	(five times)	

RECEIVING YARDS

CAREER	354	Cris Collinsworth	1981, '82, '88
	333	Dan Ross	1981, '82
	184	Isaac Curtis	1973, '75, '81, '82
	184	Rodney Holman	1982, '88, '90
	133	Chip Myers	1970, '73, '75
GAME	120	Cris Collinsworth	1982 (Jan. 9, 1983 vs. NYJ)+
	107	Cris Collinsworth	1981 (Jan. 24, 1982 against S.F.)#
	104	Dan Ross	1981 (Jan. 24, 1982 against S.F.)#
	89	Dan Ross	1982 (Jan. 9, 1983 vs. NYJ)+
	80	A.J. Green	2012 (Jan. 5, 2013 at Hou.)*

AVERAGE YARDS PER RECEPTION

CAREER	16.86	Cris Collinsworth (354 yards/21 rec.)	1981, '82, '88
	16.73	Rodney Holman (184 yards/11 rec.)	1982, '88, '90
	14.15	Isaac Curtis (184 yards/13 rec.)	1973, '75, '81, '82
	12.70	A.J. Green (127 yards/10 rec.)	2011, '12
	11.89	Dan Ross (333 yards/28 rec.)	1981, '82
	10.88	Eddie Brown (87 yards/8 rec.)	1988, '90

NOTE: Minimum 8 receptions.

GAME	21.40	Cris Collinsworth (107/5)	1981 (Jan. 24, 1982 against S.F.)#
	17.14	Cris Collinsworth (120/7)	1982 (Jan. 9, 1983 vs. NYJ)+
	16.50	Chip Myers (66/4)	1970 (Dec. 26, 1970 at Balt.)**
	16.00	A.J. Green (80/5)	2012 (Jan. 5, 2013 at Hou.)*
	14.83	Dan Ross (89/6)	1982 (Jan. 9, 1983 vs. NYJ)+
	14.75	Chad Johnson (59/4)	2005 (Jan. 8, 2006 vs. Pitt.)*

NOTE: Minimum 4 receptions.

RECEIVING TOUCHDOWNS

CAREER	3	Dan Ross	1981, '82
	2	Isaac Curtis	1973, '75, '81, '82
	1	(many times)	
GAME	2	Dan Ross	1981 (Jan. 24, 1982 against S.F.)#
	1	(many times)	

LONGEST RECEPTIONS

66	Chris Henry from Carson Palmer	2005 (Jan. 8, 2006 vs. Pitt.)*
53	Cris Collinsworth from Ken Anderson	1982 (Jan. 9, 1983 vs. NYJ)+
49	Cris Collinsworth from Ken Anderson	1981 (Jan. 24, 1982 against S.F.)#
46	Rodney Holman from Boomer Esiason	1990 (Jan. 6, 1991 vs. Hou.)*
45	A.J. Green from Andy Dalton	2012 (Jan. 5, 2013 at Hou.)*

KEY

* AFC Wild Card Playoff
** AFC Divisional Playoff
*** AFC Championship
\+ AFC First-Round Playoff (Super Bowl Tournament)
\# Super Bowl XVI (at Pontiac, Mich.)
\#\# Super Bowl XXIII (at Miami, Fla.)

NOTE: The years listed are the seasons in which playoff berths were earned, not necessarily the calendar years in which playoff games were played.

PUNTING

TOTAL PUNTS

CAREER	25	Lee Johnson....1988, '90
	15	Dave Lewis....1970, '73
	12	Pat McInally....1981, '82
	12	Kevin Huber....2009, '11, '12
	6	Dave Green....1975
GAME	8	Dave Lewis....1970 (Dec. 26, 1970 at Balt.)**
	7	Dave Lewis....1973 (Dec. 23, 1973 at Mia.)**
	6	Dave Green....1975 (Dec. 28, 1975 at Oak.)**
	6	Lee Johnson....1988 (Dec. 31, 1988 vs. Sea.)**
	6	Lee Johnson....1988 (Jan. 8, 1989 vs. Buff.)***

PUNTING YARDS

CAREER	1111	Lee Johnson....1988, '90
	570	Kevin Huber....2009, '11, '12
	567	Dave Lewis....1970, '73
	487	Pat McInally....1981, '82
	215	Dave Green....1975
GAME	313	Dave Lewis....1970 (Dec. 26, 1970 at Balt.)**
	276	Lee Johnson....1988 (Dec. 31, 1988 vs. Sea.)**
	258	Lee Johnson....1990 (Jan. 13, 1991 at L.A.-Raid.)**
	254	Dave Lewis....1973 (Dec. 23, 1973 at Mia.)**
	233	Kevin Huber....2012 (Jan. 5, 2013 at Hou.)*

AVERAGE YARDS PER PUNT

CAREER	47.50	Kevin Huber (570 yards/12 punts)....2009, '11, '12
	44.44	Lee Johnson (1111 yards/25 punts)....1988, '90
	40.58	Pat McInally (487 yards/12 punts)....1981, '82
	37.80	Dave Lewis (567 yards/15 punts)....1970, '73

NOTE: Minimum 8 punts.

GAME	51.60	Lee Johnson (258/5)....1990 (Jan. 13, 1991 at L.A.-Raid.)**
	48.00	Kevin Huber (192/4)....2009 (Jan. 9, 2010 vs. NYJ)*
	46.60	Kevin Huber (233/5)....2012 (Jan. 5, 2013 at Hou.)*
	46.00	Lee Johnson (276/6)....1988 (Dec. 31, 1988 vs. Sea.)**
	44.60	Lee Johnson (223/5)....1988 (Jan. 22, 1989 against S.F.)##

NOTE: Minimum 4 punts.

NET YARDS PER PUNT

CAREER	41.5	Kevin Huber....2009, '11, '12
	38.6	Lee Johnson....1988, '90
	37.0	Pat McInally....1981, '82
	34.2	Dave Lewis....1970, '73

NOTE: Minimum 8 punts.

GAME	43.8	Kevin Huber....2012 (Jan. 5, 2013 at Hou.)*
	43.6	Lee Johnson....1990 (Jan. 13, 1991 at L.A.-Raid.)**
	41.0	Lee Johnson....1988 (Dec. 31, 1988 vs. Sea.)**
	37.5	Pat McInally....1981 (Jan. 3, 1982 vs. Buff.)**
	36.5	Lee Johnson....1988 (Jan. 8, 1989 vs. Buff.)***
	36.5	Kevin Huber....2009 (Jan. 9, 2010 vs. NYJ)*

NOTE: Minimum 4 punts.

INSIDE-20 PUNTS

CAREER	8	Lee Johnson....1988, '90
	4	Kevin Huber....2009, '11, '12
	2	Pat McInally....1981, '82
	1	Dave Lewis....1970, '73
GAME	3	Lee Johnson....1988 (Jan. 8, 1989 vs. Buff.)***
	3	Lee Johnson....1988 (Jan. 22, 1989 against S.F.)##
	3	Kevin Huber....2012 (Jan. 5, 2013 at Hou.)*
	2	Pat McInally....1981 (Jan. 24, 1982 against S.F.)#
	1	(four times)

LONGEST PUNTS

64	Lee Johnson....1990 (Jan. 13, 1991 at L.A.-Raid.)**
63	Lee Johnson....1988 (Jan. 22, 1989 against S.F.)##
60	Pat McInally....1981 (Jan. 3, 1982 vs. Buff.)**
58	Lee Johnson....1988 (Jan. 8, 1989 vs. Buff.)***
56	(two times)

PUNT RETURNS

TOTAL PUNT RETURNS

CAREER	6	Ira Hillary....1988
	5	Mike Fuller....1981, '82
	5	Brandon Tate....2011, '12
	3	Lemar Parrish....1970, '73, '75
	3	Mitchell Price....1990
GAME	4	Mike Fuller....1981 (Jan. 24, 1982 against S.F.)#
	3	Ira Hillary....1988 (Dec. 31, 1988 vs. Sea.)**
	3	Mitchell Price....1990 (Jan. 6, 1991 vs. Hou.)*
	3	Brandon Tate....2011 (Jan. 7, 2012 at Hou.)*
	2	(four times)

PUNT RETURN YARDS

CAREER	62	Mike Fuller....1981, '82
	43	Ira Hillary....1988
	42	Mitchell Price....1990
	32	Brandon Tate....2011, '12
	23	Rico Murray....2009
GAME	42	Mitchell Price....1990 (Jan. 6, 1991 vs. Hou.)*
	35	Mike Fuller....1981 (Jan. 24, 1982 against S.F.)#
	27	Mike Fuller....1981 (Jan. 3, 1982 vs. Buff.)**
	24	Ira Hillary....1988 (Jan. 8, 1989 vs. Buff.)***
	23	Rico Murray....2009 (Jan. 9, 2010 vs. NYJ)*

AVERAGE YARDS PER PUNT RETURN

CAREER	12.40	Mike Fuller (62 yards/5 ret.)....1981, '82
	7.17	Ira Hillary (43 yards/6 ret.)....1988
	6.40	Brandon Tate (32 yards/5 ret.)....2011, '12

NOTE: Minimum 4 returns.

GAME	14.00	Mitchell Price (42/3)....1990 (Jan. 6, 1991 vs. Hou.)*
	12.00	Ira Hillary (24/2)....1988 (Jan. 8, 1989 vs. Buff.)***
	8.75	Mike Fuller (35/4)....1981 (Jan. 24, 1982 against S.F.)#
	7.50	Keiwan Ratliff (15/2)....2005 (Jan. 8, 2006 vs. Pitt.)*
	6.67	Brandon Tate (20/3)....2011 (Jan. 7, 2012 at Hou.)*

NOTE: Minimum 2 returns.

LONGEST PUNT RETURNS

34	Mitchell Price....1990 (Jan. 6, 1991 vs. Hou.)*
27	Mike Fuller....1981 (Jan. 3, 1982 vs. Buff.)**
23	Rico Murray....2009 (Jan. 9, 2010 vs. NYJ)*
17	Mike Fuller....1981 (Jan. 24, 1982 against S.F.)#
16	Ira Hillary....1988 (Dec. 31, 1988 vs. Sea.)**

KEY

*	AFC Wild Card Playoff
**	AFC Divisional Playoff
***	AFC Championship
+	AFC First-Round Playoff (Super Bowl Tournament)
#	Super Bowl XVI (at Pontiac, Mich.)
##	Super Bowl XXIII (at Miami, Fla.)

NOTE: The years listed are the seasons in which playoff berths were earned, not necessarily the calendar years in which playoff games were played.

KICKOFF RETURNS

TOTAL KICKOFF RETURNS

CAREER	17	David Verser ....1981, '82
	8	Stanford Jennings ....1988, '90
	5	Tab Perry....2005
	4	Adam Jones ....2011, '12
	3	(three times)
GAME	7	David Verser .... 1982 (Jan. 9, 1983 vs. NYJ)+
	5	David Verser ....1981 (Jan. 24, 1982 against S.F.)#
	5	Tab Perry....2005 (Jan. 8, 2006 vs. Pitt.)*
	4	David Verser ....1981 (Jan. 3, 1982 vs. Buff.)**
	4	Adam Jones ....2012 (Jan. 5, 2013 at Hou.)*

KICKOFF RETURN YARDS

CAREER	302	David Verser ....1981, '82
	240	Stanford Jennings ....1988, '90
	119	Tab Perry....2005
	103	Adam Jones ....2011, '12
	74	Bernard Scott ....2009, '11, '12
GAME	119	Tab Perry....2005 (Jan. 8, 2006 vs. Pitt.)*
	117	Stanford Jennings ....1988 (Jan. 22, 1989 against S.F.)##
	116	David Verser .... 1982 (Jan. 9, 1983 vs. NYJ)+
	103	Adam Jones ....2012 (Jan. 5, 2013 at Hou.)*
	94	David Verser ....1981 (Jan. 3, 1982 vs. Buff.)**

AVERAGE YARDS PER KICKOFF RETURN

CAREER	30.00	Stanford Jennings (240 yards/8 ret.) ....1988, '90
	25.75	Adam Jones (103 yards/4 ret.) ....2011, '12
	23.80	Tab Perry (119 yards/5 ret.)....2005
	17.76	David Verser (302 yards/17 ret.)....1981, '82

NOTE: Minimum 4 returns.

GAME	58.50	Stanford Jennings (117/2) .... 1988 (Jan. 22, 1989 against S.F.)##
	37.00	Bernard Scott (74/2)....2009 (Jan. 9, 2010 vs. NYJ)*
	25.75	Adam Jones (103/4)....2012 (Jan. 5, 2013 at Hou.)*
	23.80	Tab Perry (119/5)....2005 (Jan. 8, 2006 vs. Pitt.)*
	23.50	David Verser (94/4)....1981 (Jan. 3, 1982 vs. Buff.)**

NOTE: Minimum 2 returns.

LONGEST KICKOFF RETURNS

93-td	Stanford Jennings ....1988 (Jan. 22, 1989 against S.F.)##
56	Bernard Scott ....2009 (Jan. 9, 2010 vs. NYJ)*
43	Brandon Tate ....2012 (Jan. 5, 2013 at Hou.)*
40	David Verser ....1981 (Jan. 3, 1982 vs. Buff.)**
40	David Verser ....1981 (Jan. 10, 1982 vs. S.D.)***

INTERCEPTIONS

TOTAL INTERCEPTIONS

CAREER	3	David Fulcher ....1988, '90
	3	Ken Riley ....1970, '73, '75, '81, '82
	2	Eric Thomas ....1988, '90
	1	(eight times)
GAME	1	(many times)

INTERCEPTION RETURN YARDS

CAREER	54	David Fulcher ....1988, '90
	45	Neal Craig.... 1973
	34	Ken Riley ....1970, '73, '75, '81, '82
	26	Eric Thomas ....1988, '90
	24	Bobby Kemp....1981, '82
GAME	45	Neal Craig.... 1973 (Dec. 23, 1973 at Mia.)**
	43	David Fulcher ....1990 (Jan. 6, 1991 vs. Hou.)*
	34	Ken Riley ....1975 (Dec. 28, 1975 at Oak.)**
	26	Eric Thomas .... 1988 (Jan. 8, 1989 vs. Buff.)***
	24	Bobby Kemp....1981 (Jan. 10, 1982 vs. S.D.)***

LONGEST INTERCEPTION RETURNS

45-td	Neal Craig.... 1973 (Dec. 23, 1973 at Mia.)**
43	David Fulcher ....1990 (Jan. 6, 1991 vs. Hou.)*
34	Ken Riley ....1975 (Dec. 28, 1975 at Oak.)**
26	Eric Thomas .... 1988 (Jan. 8, 1989 vs. Buff.)***
24	Bobby Kemp....1981 (Jan. 10, 1982 vs. S.D.)***

SACKS

TOTAL SACKS

CAREER	4	Jason Buck....1988, '90
	3	David Grant ....1988, '90
	3	Reggie Williams....1981, '82, '88
	1	(many times)
GAME	1	(many times)

BENGALS POSTSEASON TEAM RECORDS

SCORING

POINTS SCORED		
GAME	41	1990 (Jan. 6, 1991 vs. Hou.)*
HALF	21	1975 (Dec. 28, 1975 at Oak.)** ..... 2nd half
QUARTER	14	(six times)
TOUCHDOWNS		
GAME	5	1990 (Jan. 6, 1991 vs. Hou.)*
HALF	3	1975 (Dec. 28, 1975 at Oak.)** ..... 2nd half
	3	1981 (Jan. 24, 1982 against S.F.)# ..... 2nd half
	3	1988 (Dec. 31, 1988 vs. Sea.)** ..... 1st half
	3	1990 (Jan. 6, 1991 vs. Hou.)* ..... 2nd half
RUSHING TOUCHDOWNS		
GAME	3	1981 (Jan. 3, 1982 vs. Buff.)**
	3	1988 (Dec. 31, 1988 vs. Sea.)**
	3	1990 (Jan. 6, 1991 vs. Hou.)*
HALF	3	1988 (Dec. 31, 1988 vs. Sea.)** ..... 1st half
PASSING TOUCHDOWNS		
GAME	2	1975 (Dec. 28, 1975 at Oak.)**
	2	1981 (Jan. 10, 1982 vs. S.D.)***
	2	1981 (Jan. 24, 1982 against S.F.)#
	2	1982 (Jan. 9, 1983 vs. NYJ)+
	2	1990 (Jan. 6, 1991 vs. Hou.)*
HALF	2	1975 (Dec. 28, 1975 at Oak.)** ..... 2nd half
	2	1981 (Jan. 24, 1982 against S.F.)# ..... 2nd half
	2	1982 (Jan. 9, 1983 vs. NYJ)+ ..... 1st half
FIELD GOALS		
GAME	3	1973 (Dec. 23, 1973 at Mia.)**
	3	1988 (Jan. 22, 1989 against S.F.)##
HALF	3	1973 (Dec. 23, 1973 at Mia.)** ..... 1st half

OFFENSE

FIRST DOWNS		
GAME	24	1981 (Jan. 24, 1982 against S.F.)#
	24	1990 (Jan. 6, 1991 vs. Hou.)*
HALF	17	1981 (Jan. 24, 1982 against S.F.)# ..... 2nd half
TOTAL NET YARDS		
GAME	395	1982 (Jan. 9, 1983 vs. NYJ)+
HALF	257	1981 (Jan. 24, 1982 against S.F.)# ..... 2nd half
NET YARDS RUSHING		
GAME	254	1988 (Dec. 31, 1988 vs. Sea.)**
HALF	165	1988 (Dec. 31, 1988 vs. Sea.)** ..... 1st half
RUSHING ATTEMPTS		
GAME	50	1988 (Jan. 8, 1989 vs. Buff.)***
HALF	29	1988 (Jan. 8, 1989 vs. Buff.)*** ..... 2nd half
NET YARDS PASSING		
GAME	333	1982 (Jan. 9, 1983 vs. NYJ)+
HALF	197	1982 (Jan. 9, 1983 vs. NYJ)+ ..... 1st half
PASSING ATTEMPTS		
GAME	42	2011 (Jan. 7, 2012 at Hou.)*
HALF	24	2011 (Jan. 7, 2012 at Hou.)* ..... 2nd half
COMPLETIONS		
GAME	27	2011 (Jan. 7, 2012 at Hou.)*
HALF	17	1981 (Jan. 24, 1982 against S.F.)# ..... 2nd half
PASSES HAD INTERCEPTED		
GAME	3	1982 (Jan. 9, 1983 vs. NYJ)+
	3	2011 (Jan. 7, 2012 at Hou.)*
HALF	2	1982 (Jan. 9, 1983 vs. NYJ)+ ..... 2nd half
	2	1988 (Jan. 8, 1989 vs. Buff.)*** ..... 1st half
	2	2005 (Jan. 8, 2006 vs. Pitt.)* ..... 2nd half
	2	2011 (Jan. 7, 2012 at Hou.)* ..... 2nd half
SACKS ALLOWED		
GAME	5	1975 (Dec. 28, 1975 at Oak.)**
	5	1981 (Jan. 24, 1982 against S.F.)#
	5	1988 (Jan. 22, 1989 against S.F.)##
HALF	4	1982 (Jan. 9, 1983 vs. NYJ)+ ..... 1st half
	4	1988 (Jan. 22, 1989 against S.F.)## ..... 2nd half

DEFENSE

FEWEST POINTS ALLOWED		
GAME	7	1981 (Jan. 10, 1982 vs. S.D.)***
HALF	0	1981 (Jan. 10, 1982 vs. S.D.)*** ..... 2nd half
	0	1988 (Dec. 31, 1988 vs. Sea.)** ..... 1st half
	0	1988 (Jan. 8, 1989 vs. Buff.)*** ..... 2nd half
	0	1990 (Jan. 6, 1991 vs. Hou.)* ..... 1st half
FEWEST FIRST DOWNS ALLOWED		
GAME	10	1988 (Jan. 8, 1989 vs. Buff.)***
HALF	1	1990 (Jan. 6, 1991 vs. Hou.)* ..... 1st half
FEWEST TOTAL NET YARDS ALLOWED		
GAME	181	1988 (Jan. 8, 1989 vs. Buff.)***
HALF	36	1990 (Jan. 6, 1991 vs. Hou.)* ..... 1st half
FEWEST NET YARDS RUSHING ALLOWED		
GAME	22	1988 (Dec. 31, 1988 vs. Sea.)**
HALF	0	1988 (Dec. 31, 1988 vs. Sea.)** ..... 1st half
FEWEST NET YARDS PASSING ALLOWED		
GAME	129	1970 (Dec. 26, 1970 at Balt.)**
HALF	16	1981 (Jan. 24, 1982 against S.F.)# ..... 2nd half
INTERCEPTIONS		
GAME	3	1988 (Jan. 8, 1989 vs. Buff.)***
HALF	2	1981 (Jan. 3, 1982 vs. Buff.)** ..... 1st half
	2	1981 (Jan. 10, 1982 vs. S.D.)*** ..... 1st half
	2	1988 (Jan. 8, 1989 vs. Buff.)*** ..... 1st half
SACKS		
GAME	4	1988 (Jan. 22, 1989 against S.F.)##
HALF	3	1988 (Dec. 31, 1988 vs. Sea.)** ..... 2nd half

MISCELLANEOUS

MOST PENALTIES INCURRED		
GAME	8	1981 (Jan. 24, 1982 against S.F.)#
HALF	6	1988 (Jan. 22, 1989 against S.F.)## ..... 2nd half
MOST PENALTY YARDS INCURRED		
GAME	90	2005 (Jan. 8, 2006 vs. Pitt.)*
HALF	50	1988 (Jan. 22, 1989 against S.F.)## ..... 2nd half
	50	2005 (Jan. 8, 2006 vs. Pitt.)* ..... 2nd half
MOST TIME OF POSSESSION		
GAME	39:45	1990 (Jan. 6, 1991 vs. Hou.)*
HALF	25:04	1990 (Jan. 6, 1991 vs. Hou.)* ..... 1st half

NOTE: Time of possession was not recorded until 1977, and thus is not available for the Bengals' 1970, '73 and '75 playoff games.

KEY

*	AFC Wild Card Playoff
**	AFC Divisional Playoff
***	AFC Championship
+	AFC First-Round Playoff (Super Bowl Tournament)
#	Super Bowl XVI (at Pontiac, Mich.)
##	Super Bowl XXIII (at Miami, Fla.)

NOTE: The years listed are the seasons in which playoff berths were earned, not necessarily the calendar years in which playoff games were played.

OPPONENTS POSTSEASON INDIVIDUAL RECORDS

KEY

* AFC Wild Card Playoff
** AFC Divisional Playoff
*** AFC Championship
\+ AFC First-Round Playoff (Super Bowl Tournament)
\# Super Bowl XVI (at Pontiac, Mich.)
\#\# Super Bowl XXIII (at Miami, Fla.)

NOTE: The years listed are the seasons in which playoff berths were earned, not necessarily the calendar years in which playoff games were played.

SCORING

TOTAL POINTS

GAME	14	Ray Wersching.....1981 (Jan. 24, 1982 against S.F.)#
	14	Pat Leahy..... 1982 (Jan. 9, 1983 vs. NYJ)+
	13	Shayne Graham.....2012 (Jan. 5, 2013 at Hou.)*
	12	(three times)

TOUCHDOWNS

GAME	2	Joe Cribbs.....1981 (Jan. 3, 1982 vs. Buff.)**
	2	Ernest Givens..... 1990 (Jan. 6, 1991 vs. Hou.)*
	2	Arian Foster.....2011 (Jan. 7, 2012 at Hou.)*
	1	(many times)

POINTS AFTER TOUCHDOWNS

GAME	5	Pat Leahy..... 1982 (Jan. 9, 1983 vs. NYJ)+
	4	Garo Yepremian.....1973 (Dec. 23, 1973 at Mia.)**
	4	George Blanda.....1975 (Dec. 28, 1975 at Oak.)**
	4	Jeff Reed.....2005 (Jan. 8, 2006 vs. Pitt.)*
	4	Neil Rackers.....2011 (Jan. 7, 2012 at Hou.)*

FIELD GOALS

GAME	4	Ray Wersching.....1981 (Jan. 24, 1982 against S.F.)#
	4	Shayne Graham.....2012 (Jan. 5, 2013 at Hou.)*
	3	Pat Leahy..... 1982 (Jan. 9, 1983 vs. NYJ)+
	2	(four times)

LONGEST FIELD GOALS

	50	Garo Yepremian.....1973 (Dec. 23, 1973 at Mia.)**
	49	Jeff Jaeger .....1990 (Jan. 13, 1991 at L.A.-Raid.)**
	48	Shayne Graham.....2012 (Jan. 5, 2013 at Hou.)*
	47	Pat Leahy..... 1982 (Jan. 9, 1983 vs. NYJ)+
	46	Garo Yepremian.....1973 (Dec. 23, 1973 at Mia.)**

RUSHING

TOTAL RUSHING ATTEMPTS

GAME	32	Arian Foster.....2012 (Jan. 5, 2013 at Hou.)*
	25	Norm Bulaich..... 1970 (Dec. 26, 1970 at Balt.)**
	24	Arian Foster.....2011 (Jan. 7, 2012 at Hou.)*
	23	Chuck Muncie .....1981 (Jan. 10, 1982 vs. S.D.)***
	21	(three times)

RUSHING YARDS

GAME	202	Freeman McNeil..... 1982 (Jan. 9, 1983 vs. NYJ)+
	153	Arian Foster.....2011 (Jan. 7, 2012 at Hou.)*
	140	Marcus Allen .....1990 (Jan. 13, 1991 at L.A.-Raid.)**
	140	Arian Foster.....2012 (Jan. 5, 2013 at Hou.)*
	135	Shonn Greene.....2009 (Jan. 9, 2010 vs. NYJ)*

AVERAGE YARDS PER RUSHING ATTEMPT

GAME	9.62	Freeman McNeil (202/21) ..... 1982 (Jan. 9, 1983 vs. NYJ)+
	6.67	Marcus Allen (140/21).....1990 (Jan. 13, 1991 at L.A.-Raid.)**
	6.43	Shonn Greene (135/21) .....2009 (Jan. 9, 2010 vs. NYJ)*
	6.38	Arian Foster (153/24) .....2011 (Jan. 7, 2012 at Hou.)*
	6.00	Joe Cribbs (90/15).....1981 (Jan. 3, 1982 vs. Buff.)**

NOTE: Minimum 15 attempts.

RUSHING TOUCHDOWNS

GAME	2	Joe Cribbs.....1981 (Jan. 3, 1982 vs. Buff.)**
	2	Arian Foster.....2011 (Jan. 7, 2012 at Hou.)*
	1	(many times)

LONGEST RUSHES

	44-td	Joe Cribbs.....1981 (Jan. 3, 1982 vs. Buff.)**
	42-td	Arian Foster.....2011 (Jan. 7, 2012 at Hou.)*
	39-td	Shonn Greene.....2009 (Jan. 9, 2010 vs. NYJ)*
	35	Freeman McNeil..... 1982 (Jan. 9, 1983 vs. NYJ)+
	35	Freeman McNeil..... 1982 (Jan. 9, 1983 vs. NYJ)+

PASSING

TOTAL PASSING ATTEMPTS

GAME	50	Dave Krieg..... 1988 (Dec. 31, 1988 vs. Sea.)**
	38	Matt Schaub .....2012 (Jan. 5, 2013 at Hou.)*
	36	Joe Montana..... 1988 (Jan. 22, 1989 against S.F.)##
	33	Cody Carlson..... 1990 (Jan. 6, 1991 vs. Hou.)*
	31	Joe Ferguson .....1981 (Jan. 3, 1982 vs. Buff.)**

COMPLETIONS

GAME	29	Matt Schaub .....2012 (Jan. 5, 2013 at Hou.)*
	24	Dave Krieg..... 1988 (Dec. 31, 1988 vs. Sea.)**
	23	Joe Montana..... 1988 (Jan. 22, 1989 against S.F.)##
	20	Richard Todd..... 1982 (Jan. 9, 1983 vs. NYJ)+
	17	Ken Stabler.....1975 (Dec. 28, 1975 at Oak.)**

COMPLETION PERCENTAGE

GAME	80.00	Mark Sanchez (12/15).....2009 (Jan. 9, 2010 vs. NYJ)*
	76.32	Matt Schaub (29/38).....2012 (Jan. 5, 2013 at Hou.)*
	73.91	Ken Stabler (17/23) .....1975 (Dec. 28, 1975 at Oak.)**
	73.68	Ben Roethlisberger (14/19).....2005 (Jan. 8, 2006 vs. Pitt.)*
	71.43	Richard Todd (20/28) ..... 1982 (Jan. 9, 1983 vs. NYJ)+

NOTE: Minimum 15 attempts.

PASSING YARDS

GAME	357	Joe Montana..... 1988 (Jan. 22, 1989 against S.F.)##
	297	Dave Krieg..... 1988 (Dec. 31, 1988 vs. Sea.)**
	269	Richard Todd..... 1982 (Jan. 9, 1983 vs. NYJ)+
	262	Matt Schaub .....2012 (Jan. 5, 2013 at Hou.)*
	208	Ben Roethlisberger.....2005 (Jan. 8, 2006 vs. Pitt.)*

AVERAGE YARDS PER PASSING ATTEMPT

GAME	12.13	Mark Sanchez (182/15).....2009 (Jan. 9, 2010 vs. NYJ)*
	10.95	Ben Roethlisberger (208/19).....2005 (Jan. 8, 2006 vs. Pitt.)*
	9.92	Joe Montana (357/36)..... 1988 (Jan. 22, 1989 against S.F.)##
	9.61	Richard Todd (269/28) ..... 1982 (Jan. 9, 1983 vs. NYJ)+
	8.83	Bob Griese (159/18)..... 1973 (Dec. 23, 1973 at Mia.)**

NOTE: Minimum 15 attempts.

TOUCHDOWN PASSES

GAME	3	Ken Stabler.....1975 (Dec. 28, 1975 at Oak.)**
	3	Ben Roethlisberger.....2005 (Jan. 8, 2006 vs. Pitt.)*
	2	(five times)

PASSES HAD INTERCEPTED

GAME	3	Jim Kelly ..... 1988 (Jan. 8, 1989 vs. Buff.)***
	2	Joe Ferguson .....1981 (Jan. 3, 1982 vs. Buff.)**
	2	Dan Fouts.....1981 (Jan. 10, 1982 vs. S.D.)***
	2	Dave Krieg..... 1988 (Dec. 31, 1988 vs. Sea.)**
	1	(seven times)

PASSER RATING

GAME	148.7	Ben Roethlisberger.....2005 (Jan. 8, 2006 vs. Pitt.)*
	139.4	Mark Sanchez .....2009 (Jan. 9, 2010 vs. NYJ)*
	121.2	Ken Stabler.....1975 (Dec. 28, 1975 at Oak.)**
	115.2	Joe Montana..... 1988 (Jan. 22, 1989 against S.F.)##
	106.3	Johnny Unitas..... 1970 (Dec. 26, 1970 at Balt.)**

NOTE: Minimum 15 attempts.

LONGEST PASSES

54	Joe Ferguson to Jerry Butler .....1981 (Jan. 3, 1982 vs. Buff.)**	
54	Ben Roethlisberger to Cedrick Wilson.....2005 (Jan. 8, 2006 vs. Pitt.)*	
53-td	Johnny Unitas to Ed Hinton .....1970 (Dec. 26, 1970 at Balt.)**	
49	Richard Todd to Wesley Walker..... 1982 (Jan. 9, 1983 vs. NYJ)+	
48	Bob Griese to Paul Warfield ..... 1973 (Dec. 23, 1973 at Mia.)**	

KEY

*	AFC Wild Card Playoff
**	AFC Divisional Playoff
***	AFC Championship
+	AFC First-Round Playoff (Super Bowl Tournament)
#	Super Bowl XVI (at Pontiac, Mich.)
##	Super Bowl XXIII (at Miami, Fla.)

NOTE: The years listed are the seasons in which playoff berths were earned, not necessarily the calendar years in which playoff games were played.

RECEIVING

TOTAL RECEPTIONS

GAME	11	John L. Williams ..... 1988 (Dec. 31, 1988 vs. Sea.)**
	11	Jerry Rice .....1988 (Jan. 22, 1989 against S.F.)##
	9	Owen Daniels.....2012 (Jan. 5, 2013 at Hou.)*
	8	(three times)

RECEIVING YARDS

GAME	215	Jerry Rice .....1988 (Jan. 22, 1989 against S.F.)##
	145	Wesley Walker ..... 1982 (Jan. 9, 1983 vs. NYJ)+
	137	John L. Williams ..... 1988 (Dec. 31, 1988 vs. Sea.)**
	104	Cedrick Wilson .....2005 (Jan. 8, 2006 vs. Pitt.)*
	101	Roger Craig.....1988 (Jan. 22, 1989 against S.F.)##

AVERAGE YARDS PER RECEPTION

GAME	24.50	Jerry Butler (98/4) ..... 1981 (Jan. 3, 1982 vs. Buff.)**
	23.75	Paul Warfield (95/4) .....1973 (Dec. 23, 1973 at Mia.)**
	19.55	Jerry Rice (215/11).....1988 (Jan. 22, 1989 against S.F.)##
	19.25	Ethan Horton (77/4)..... 1990 (Jan. 13, 1991 at L.A.-Raid.)**
	18.13	Wesley Walker (145/8)..... 1982 (Jan. 9, 1983 vs. NYJ)+

NOTE: Minimum 4 receptions.

RECEIVING TOUCHDOWNS

GAME	2	Ernest Givens..... 1990 (Jan. 6, 1991 vs. Hou.)*
	1	(many times)

LONGEST RECEPTIONS

54	Jerry Butler from Joe Ferguson..... 1981 (Jan. 3, 1982 vs. Buff.)**
54	Cedrick Wilson from Ben Roethlisberger .....2005 (Jan. 8, 2006 vs. Pitt.)*
53-td	Ed Hinton from Johnny Unitas..... 1970 (Dec. 26, 1970 at Balt.)**
49	Wesley Walker from Richard Todd..... 1982 (Jan. 9, 1983 vs. NYJ)+
48	Paul Warfield from Bob Griese.....1973 (Dec. 23, 1973 at Mia.)**

PUNTING

TOTAL PUNTS

GAME	7	Jay Feely..... 2009 (Jan. 9, 2010 vs. NYJ)*
	6	David Lee ..... 1970 (Dec. 26, 1970 at Balt.)**
	6	Ruben Rodriguez ..... 1988 (Dec. 31, 1988 vs. Sea.)**
	6	John Kidd .....1988 (Jan. 8, 1989 vs. Buff.)***
	6	Greg Montgomery ..... 1990 (Jan. 6, 1991 vs. Hou.)*

PUNTING YARDS

GAME	271	John Kidd .....1988 (Jan. 8, 1989 vs. Buff.)***
	265	Ruben Rodriguez ..... 1988 (Dec. 31, 1988 vs. Sea.)**
	256	Greg Montgomery ..... 1990 (Jan. 6, 1991 vs. Hou.)*
	251	Matt Turk .....2011 (Jan. 7, 2012 at Hou.)*
	230	David Lee ..... 1970 (Dec. 26, 1970 at Balt.)**

AVERAGE YARDS PER PUNT

GAME	50.20	Matt Turk (251/5).....2011 (Jan. 7, 2012 at Hou.)*
	46.25	Jim Miller (185/4).....1981 (Jan. 24, 1982 against S.F.)#
	45.17	John Kidd (271/6).....1988 (Jan. 8, 1989 vs. Buff.)***
	44.17	Ruben Rodriguez (265/6)..... 1988 (Dec. 31, 1988 vs. Sea.)**
	42.67	Greg Montgomery (256/6)..... 1990 (Jan. 6, 1991 vs. Hou.)*

NOTE: Minimum 4 punts.

NET YARDS PER PUNT

GAME	42.2	Matt Turk .....2011 (Jan. 7, 2012 at Hou.)*
	41.2	John Kidd .....1988 (Jan. 8, 1989 vs. Buff.)***
	41.0	Ruben Rodriguez ..... 1988 (Dec. 31, 1988 vs. Sea.)**
	37.5	Jim Miller .....1981 (Jan. 24, 1982 against S.F.)#
	37.3	David Lee ..... 1970 (Dec. 26, 1970 at Balt.)**

NOTE: Minimum 4 punts.

INSIDE-20 PUNTS

GAME	3	Jay Feely.....2009 (Jan. 9, 2010 vs. NYJ)*
	2	Barry Helton .....1988 (Jan. 22, 1989 against S.F.)##
	2	Greg Montgomery ..... 1990 (Jan. 6, 1991 vs. Hou.)*
	2	Jeff Gossett .....1990 (Jan. 13, 1991 at L.A.-Raid.)**
	2	Matt Turk .....2011 (Jan. 7, 2012 at Hou.)*

LONGEST PUNTS

56	Matt Turk .....2011 (Jan. 7, 2012 at Hou.)*
56	Matt Turk .....2011 (Jan. 7, 2012 at Hou.)*
55	Barry Helton .....1988 (Jan. 22, 1989 against S.F.)##
54	Larry Seiple .....1973 (Dec. 23, 1973 at Mia.)**
54	Ruben Rodriguez ..... 1988 (Dec. 31, 1988 vs. Sea.)**

PUNT RETURNS

TOTAL PUNT RETURNS

GAME	7	Ron Gardin .....1970 (Dec. 26, 1970 at Balt.)**
	5	Bobby Joe Edmonds ..... 1988 (Dec. 31, 1988 vs. Sea.)**
	4	Neal Colzie .....1975 (Dec. 28, 1975 at Oak.)**
	3	(three times)

PUNT RETURN YARDS

GAME	64	Neal Colzie .....1975 (Dec. 28, 1975 at Oak.)**
	56	John Taylor..... 1988 (Jan. 22, 1989 against S.F.)##
	40	Tim Brown .....1990 (Jan. 13, 1991 at L.A.-Raid.)**
	30	Bobby Joe Edmonds ..... 1988 (Dec. 31, 1988 vs. Sea.)**
	28	Ron Gardin ..... 1970 (Dec. 26, 1970 at Balt.)**

AVERAGE YARDS PER PUNT RETURN

GAME	18.67	John Taylor (56/3) ..... 1988 (Jan. 22, 1989 against S.F.)##
	16.00	Neal Colzie (64/4).....1975 (Dec. 28, 1975 at Oak.)**
	13.33	Tim Brown (40/3).....1990 (Jan. 13, 1991 at L.A.-Raid.)**
	13.00	Jerricho Cotchery (26/2).....2009 (Jan. 9, 2010 vs. NYJ)*
	10.50	Antwaan Randle El (21/2) .....2005 (Jan. 8, 2006 vs. Pitt.)*

NOTE: Minimum 2 returns.

LONGEST PUNT RETURNS

45	John Taylor..... 1988 (Jan. 22, 1989 against S.F.)##
24	Neal Colzie .....1975 (Dec. 28, 1975 at Oak.)**
20	Neal Colzie .....1975 (Dec. 28, 1975 at Oak.)**
19	Gerald McNeil..... 1990 (Jan. 6, 1991 vs. Hou.)*
17	(two times)

KICKOFF RETURNS

TOTAL KICKOFF RETURNS

GAME	4	Clarence Davis .....1975 (Dec. 28, 1975 at Oak.)**
	4	Robb Riddick .....1981 (Jan. 3, 1982 vs. Buff.)**
	4	James Brooks.....1981 (Jan. 10, 1982 vs. S.D.)***
	3	(three times)

KICKOFF RETURN YARDS

GAME	93	Clarence Davis .....1975 (Dec. 28, 1975 at Oak.)**
	87	James Brooks.....1981 (Jan. 10, 1982 vs. S.D.)***
	68	Robb Riddick .....1981 (Jan. 3, 1982 vs. Buff.)**
	57	Bernard Ford ..... 1990 (Jan. 6, 1991 vs. Hou.)*
	54	Brad Smith.....2009 (Jan. 9, 2010 vs. NYJ)*

AVERAGE YARDS PER KICKOFF RETURN

GAME	27.00	Brad Smith (54/2) .....2009 (Jan. 9, 2010 vs. NYJ)*
	24.00	Allen Pinkett (48/2) ..... 1990 (Jan. 6, 1991 vs. Hou.)*
	23.50	Danieal Manning (47/2).....2012 (Jan. 5, 2013 at Hou.)*
	22.50	Ronnie Harmon (45/2)..... 1988 (Jan. 8, 1989 vs. Buff.)***
	21.75	James Brooks (87/4) .....1981 (Jan. 10, 1982 vs. S.D.)***

NOTE: Minimum 2 returns.

LONGEST KICKOFF RETURNS

37	Clarence Davis .....1975 (Dec. 28, 1975 at Oak.)**
37	Allen Pinkett ..... 1990 (Jan. 6, 1991 vs. Hou.)*
36	James Brooks.....1981 (Jan. 10, 1982 vs. S.D.)***
36	Ike Taylor.....2005 (Jan. 8, 2006 vs. Pitt.)*
31	Brad Smith.....2009 (Jan. 9, 2010 vs. NYJ)*

INTERCEPTIONS

TOTAL INTERCEPTIONS

GAME	2	Johnny Lynn ..... 1982 (Jan. 9, 1983 vs. NYJ)+
	1	(many times)

INTERCEPTION RETURN YARDS

GAME	98	Darrol Ray ..... 1982 (Jan. 9, 1983 vs. NYJ)+
	40	Johnny Lynn ..... 1982 (Jan. 9, 1983 vs. NYJ)+
	29	J.J. Watt.....2011 (Jan. 7, 2012 at Hou.)*
	27	Dwight Hicks..... 1981 (Jan. 24, 1982 against S.F.)#
	25	(two times)

LONGEST INTERCEPTION RETURNS

98-td	Darrol Ray ..... 1982 (Jan. 9, 1983 vs. NYJ)+
29-td	J.J. Watt.....2011 (Jan. 7, 2012 at Hou.)*
27	Dwight Hicks..... 1981 (Jan. 24, 1982 against S.F.)#
26	Johnny Lynn ..... 1982 (Jan. 9, 1983 vs. NYJ)+
25	(two times)

SACKS

TOTAL SACKS

GAME	3	Ted Hendricks .....1975 (Dec. 28, 1975 at Oak.)**
	3	Greg Townsend.....1990 (Jan. 13, 1991 at L.A.-Raid.)**
	2	Bob Matheson ..... 1973 (Dec. 23, 1973 at Mia.)**
	2	Bruce Smith..... 1988 (Jan. 8, 1989 vs. Buff.)***
	2	Charles Haley..... 1988 (Jan. 22, 1989 against S.F.)##

OPPONENTS POSTSEASON TEAM RECORDS

KEY

*	AFC Wild Card Playoff
**	AFC Divisional Playoff
***	AFC Championship
+	AFC First-Round Playoff (Super Bowl Tournament)
#	Super Bowl XVI (at Pontiac, Mich.)
##	Super Bowl XXIII (at Miami, Fla.)

NOTE: The years listed are the seasons in which playoff berths were earned, not necessarily the calendar years in which playoff games were played.

SCORING

POINTS SCORED

GAME	44	1982 (Jan. 9, 1983 vs. NYJ)+
HALF	24	1982 (Jan. 9, 1983 vs. NYJ)+ ..... 2nd half
QUARTER	21	1982 (Jan. 9, 1983 vs. NYJ)+ ..... 4th quarter

TOUCHDOWNS

GAME	5	1982 (Jan. 9, 1983 vs. NYJ)+
HALF	3	1973 (Dec. 23, 1973 at Mia.)** ..... 1st half
	3	1982 (Jan. 9, 1983 vs. NYJ)+ ..... 2nd half

RUSHING TOUCHDOWNS

GAME	2	1973 (Dec. 23, 1973 at Mia.)**
	2	1981 (Jan. 3, 1982 vs. Buff.)**
	2	1982 (Jan. 9, 1983 vs. NYJ)+
	2	2009 (Jan. 9, 2010 vs. NYJ)*
	2	2011 (Jan. 7, 2012 at Hou.)*
HALF	2	1973 (Dec. 23, 1973 at Mia.)** ..... 1st half
	2	1982 (Jan. 9, 1983 vs. NYJ)+ ..... 2nd half

PASSING TOUCHDOWNS

GAME	3	1975 (Dec. 28, 1975 at Oak.)**
	3	2005 (Jan. 8, 2006 vs. Pitt.)*
HALF	2	1975 (Dec. 28, 1975 at Oak.)** ..... 1st half
	2	1982 (Jan. 9, 1983 vs. NYJ)+ ..... 1st half
	2	1988 (Jan. 22, 1989 against S.F.)## ..... 2nd half
	2	1990 (Jan. 6, 1991 vs. Hou.)* ..... 2nd half
	2	2005 (Jan. 8, 2006 vs. Pitt.)* ..... 1st half

FIELD GOALS

GAME	4	1981 (Jan. 24, 1982 against S.F.)#
	4	2012 (Jan. 5, 2013 at Hou.)*
HALF	3	2012 (Jan. 5, 2013 at Hou.)* ..... 1st half

OFFENSE

FIRST DOWNS

GAME	27	1973 (Dec. 23, 1973 at Mia.)**
	27	1975 (Dec. 28, 1975 at Oak.)**
	27	1982 (Jan. 9, 1983 vs. NYJ)+
HALF	16	1973 (Dec. 23, 1973 at Mia.)** ..... 1st half
	16	1975 (Dec. 28, 1975 at Oak.)** ..... 1st half
	16	1988 (Dec. 31, 1988 vs. Sea.)** ..... 2nd half

TOTAL NET YARDS

GAME	517	1982 (Jan. 9, 1983 vs. NYJ)+
HALF	285	1982 (Jan. 9, 1983 vs. NYJ)+ ..... 1st half

NET YARDS RUSHING

GAME	241	1973 (Dec. 23, 1973 at Mia.)**
HALF	155	1982 (Jan. 9, 1983 vs. NYJ)+ ..... 2nd half

RUSHING ATTEMPTS

GAME	52	1973 (Dec. 23, 1973 at Mia.)**
HALF	26	1973 (Dec. 23, 1973 at Mia.)** ..... 1st half
	26	1973 (Dec. 23, 1973 at Mia.)** ..... 2nd half
	26	1975 (Dec. 28, 1975 at Oak.)** ..... 1st half

NET YARDS PASSING

GAME	341	1988 (Jan. 22, 1989 against S.F.)##
HALF	238	1988 (Jan. 22, 1989 against S.F.)## ..... 2nd half

PASSING ATTEMPTS

GAME	50	1988 (Dec. 31, 1988 vs. Sea.)**
HALF	37	1988 (Dec. 31, 1988 vs. Sea.)** ..... 2nd half

COMPLETIONS

GAME	29	2012 (Jan. 5, 2013 at Hou.)*
HALF	19	2012 (Jan. 5, 2013 at Hou.)* ..... 1st half

PASSES HAD INTERCEPTED

GAME	3	1988 (Jan. 8, 1989 vs. Buff.)***
HALF	2	1981 (Jan. 3, 1982 vs. Buff.)** ..... 1st half
	2	1981 (Jan. 10, 1982 vs. S.D.)*** ..... 1st half
	2	1988 (Jan. 8, 1989 vs. Buff.)*** ..... 1st half

SACKS ALLOWED

GAME	4	1988 (Jan. 22, 1989 against S.F.)##
HALF	3	1988 (Dec. 31, 1988 vs. Sea.)** ..... 2nd half

DEFENSE

FEWEST POINTS ALLOWED

GAME	0	1970 (Dec. 26, 1970 at Balt.)**
HALF	0	(seven times)

FEWEST FIRST DOWNS ALLOWED

GAME	7	1970 (Dec. 26, 1970 at Balt.)**
HALF	2	1970 (Dec. 26, 1970 at Balt.)** ..... 1st half

FEWEST TOTAL NET YARDS ALLOWED

GAME	139	1970 (Dec. 26, 1970 at Balt.)**
HALF	21	1970 (Dec. 26, 1970 at Balt.)** ..... 1st half

FEWEST NET YARDS RUSHING ALLOWED

GAME	62	1982 (Jan. 9, 1983 vs. NYJ)+
HALF	24	1982 (Jan. 9, 1983 vs. NYJ)+ ..... 2nd half
	24	2011 (Jan. 7, 2012 at Hou.)* ..... 2nd half

FEWEST NET YARDS PASSING ALLOWED

GAME	58	1990 (Jan. 13, 1991 at L.A.-Raid.)**
HALF	-6	2012 (Jan. 5, 2013 at Hou.)* ..... 1st half

INTERCEPTIONS

GAME	3	1982 (Jan. 9, 1983 vs. NYJ)+
	3	2011 (Jan. 7, 2012 at Hou.)*
HALF	2	1982 (Jan. 9, 1983 vs. NYJ)+ ..... 2nd half
	2	1988 (Jan. 8, 1989 vs. Buff.)*** ..... 1st half
	2	2005 (Jan. 8, 2006 vs. Pitt.)* ..... 2nd half
	2	2011 (Jan. 7, 2012 at Hou.)* ..... 2nd half

SACKS

GAME	5	1975 (Dec. 28, 1975 at Oak.)**
	5	1981 (Jan. 24, 1982 against S.F.)#
	5	1988 (Jan. 22, 1989 against S.F.)##
HALF	4	1982 (Jan. 9, 1983 vs. NYJ)+ ..... 1st half
	4	1988 (Jan. 22, 1989 against S.F.)## ..... 2nd half

MISCELLANEOUS

MOST PENALTIES INCURRED

GAME	12	1982 (Jan. 9, 1983 vs. NYJ)+
HALF	7	1982 (Jan. 9, 1983 vs. NYJ)+ ..... 2nd half

MOST PENALTY YARDS INCURRED

GAME	95	1982 (Jan. 9, 1983 vs. NYJ)+
HALF	72	2011 (Jan. 7, 2012 at Hou.)* ..... 1st half

MOST TIME OF POSSESSION

GAME	38:49	2012 (Jan. 5, 2013 at Hou.)*
HALF	22:53	2012 (Jan. 5, 2013 at Hou.)* ..... 1st half

NOTE: Time of possession was not recorded until 1977, and thus is not available for the Bengals' 1970, '73 and '75 playoff games.

ALL-TIME POSTSEASON STATISTICS

ALL-TIME POSTSEASON RECORD: 5-11

DATE	W-L	SCORE	OPPONENT	ATTENDANCE
12-26-70**	L	0-17	at Baltimore	51,127
12-23-73**	L	16-34	at Miami	74,770
12-28-75**	L	28-31	at Oakland	53,039
1-3-82**	W	28-21	BUFFALO	55,420
1-10-82***	W	27-7	SAN DIEGO	46,302
1-24-82#	L	21-26	VS. SAN FRANCISCO	81,270
1-9-83+	L	17-44	N.Y. JETS	57,560
12-31-88**	W	21-13	SEATTLE	58,560
1-8-89***	W	21-10	BUFFALO	59,747
1-22-89##	L	16-20	vs. San Francisco	75,129
1-6-91*	W	41-14	HOUSTON	60,012
1-13-91**	L	10-20	at L.A. Raiders	92,045
1-8-06*	L	17-31	PITTSBURGH	65,870
1-9-10*	L	14-24	N.Y. JETS	63,686
1-7-12*	L	10-31	at Houston	71,725
1-5-13*	L	13-19	at Houston	71,738

* AFC Wild Card Playoff
** AFC Divisional Playoff
*** AFC Championship
\+ AFC First-Round Playoff (Super Bowl Tournament)
\# Super Bowl XVI (at Pontiac, Mich.)
Super Bowl XXIII (at Miami, Fla.)

TEAM STATISTICS	BENGALS	OPPONENTS
TOTAL FIRST DOWNS	287	317
Rushing	128	139
Passing	132	160
Penalty	27	18
3rd Down: Made-Att.	81-201	80-194
3rd Down: Pct.	40.3	41.2
4th Down: Made-Att.	6-16	3-8
4th Down: Pct.	37.5	37.5
POSSESSION AVG.	(*NA)	(*NA)
TOTAL NET YARDS	4425	5488
Avg. Per Game	276.6	343.0
Total Plays	949	993
Avg. Per Play	4.7	5.5
NET YARDS RUSHING	1927	2349
Avg. Per Game	120.4	146.8
Total Rushes	456	537
NET YARDS PASSING	2498	3139
Avg. Per Game	156.1	196.2
Sacked-Yards Lost	51-335	23-156
Gross Yards	2833	3295
Att.-Completions	442-255	433-253
Completion Pct.	57.7	58.4
Had Intercepted	17	16
PUNTS-AVG.	73-42.2	60-41.6
Net Punting Avg.	36.4	36.2
PENALTIES-YARDS	70-652	88-780
FUMBLES-BALLS LOST	23-7	19-9
TOUCHDOWNS	36	42
Rushing	18	15
Passing	15	25
Returns	3	2

SCORE BY PERIODS	1	2	3	4	OT	PTS
BENGALS	89	81	54	76	0	300
OPPONENTS	47	129	75	111	0	362

SCORING	TD	TD-R	TD-P	TD-Rt	PAT	FG	S	PTS
Jim Breech	0	0	0	0	25-25	9-11	0	52
Ickey Woods	4	4	0	0	—	—	0	24
Dan Ross	3	0	3	0	—	—	0	18
Charles Alexander	2	2	0	0	—	—	0	12
Cedric Benson	2	2	0	0	—	—	0	12
Isaac Curtis	2	0	2	0	—	—	0	12
Stanford Jennings	2	0	1	1	—	—	0	12
Pete Johnson	2	2	0	0	—	—	0	12
Stanley Wilson	2	2	0	0	—	—	0	12
Horst Muhlmann	0	0	0	0	1-1	3-4	0	10
Josh Brown	0	0	0	0	1-1	2-2	0	7
Shayne Graham	0	0	0	0	4-4	1-3	0	7
Ken Anderson	1	1	0	0	—	—	0	6
Eric Ball	1	1	0	0	—	—	0	6
Don Bass	1	0	1	0	—	—	0	6
James Brooks	1	0	1	0	—	—	0	6
Laveranues Coles	1	0	1	0	—	—	0	6
Cris Collinsworth	1	0	1	0	—	—	0	6
Neal Craig	1	0	0	1	—	—	0	6
Lenvil Elliott	1	1	0	0	—	—	0	6
Boomer Esiason	1	1	0	0	—	—	0	6
Stan Fritts	1	1	0	0	—	—	0	6
Harold Green	1	0	1	0	—	—	0	6
Leon Hall	1	0	0	1	—	—	0	6
M.L. Harris	1	0	1	0	—	—	0	6
T.J. Houshmandzadeh	1	0	1	0	—	—	0	6
Rudi Johnson	1	1	0	0	—	—	0	6
Charlie Joiner	1	0	1	0	—	—	0	6
Eric Kattus	1	0	1	0	—	—	0	6
Dave Green	0	0	0	0	4-4	0-0	0	4
Mike Nugent	0	0	0	0	1-1	1-2	0	4
BENGALS	36	18	15	3	36-36	16-22	0	300
OPPONENTS	42	15	25	2	41-42	23-32	0	362

**Two-point conversions: None. BENGALS 0-0 (0-0 R, 0-0 P), OPPONENTS 0-0 (0-0 R, 0-0 P).

Sacks-yards: Jason Buck 4-22, Reggie Williams 3-21, David Grant 3-17, Bob Brown 1-14, Jim Skow 1-10, Carl Zander 1-10, Ross Browner 1-9, Royce Berry 1-8, Steve Chomyszak 1-8, Eddie Edwards 1-7, Reggie Nelson 1-7, David Fulcher 1-6, David Pollack 1-6, Bo Harris 1-5, Geno Atkins 1-0, (team) 1-6. BENGALS 23-156, OPPONENTS 51-335.

Fumbles-lost: Boomer Esiason 3-1, Archie Griffin 2-2, Cris Collinsworth 2-1, Ira Hillary 2-1, Laveranues Coles 1-1, Dan Ross 1-1, Lyle Blackwood 1-0, Andy Dalton 1-0, Rickey Dixon 1-0, David Fulcher 1-0, Stanford Jennings 1-0, Pete Johnson 1-0, Jon Kitna 1-0, Carson Palmer 1-0, Lemar Parrish 1-0, Brad St. Louis 1-0, Brandon Tate 1-0, David Verser 1-0. BENGALS 23-7, OPPONENTS, 19-9.

PASSING	ATT	CMP	YDS	CMP%	YDS/ATT	TD	TD%	INT	INT%	LG	SKD-YDS	RAT
Ken Anderson	166	110	1321	66.3	7.96	9	5.4	6	3.6	53	21-116	93.5
Boomer Esiason	99	51	600	51.5	6.06	4	4.0	3	3.0	46	14-104	71.1
Carson Palmer	37	19	212	51.4	5.73	1	2.7	1	2.7	66	3-36	66.5
Jon Kitna	40	24	197	60.0	4.93	1	2.5	2	5.0	24	4-20	60.1
Andy Dalton	72	41	384	56.9	5.33	0	0.0	4	5.6	45	6-42	48.6
Virgil Carter	20	7	64	35.0	3.20	0	0.0	1	5.0	16	3-17	23.8
Jack Thompson	1	1	14	100.0	14.00	0	0.0	0	0.0	14	0-0	118.8
Sam Wyche	1	1	29	100.0	29.00	0	0.0	0	0.0	29	0-0	118.8
Turk Schonert	1	0	0	—	—	0	—	0	—	—	0-0	39.6
Erik Wilhelm	5	1	12	20.0	2.40	0	0.0	0	0.0	12	0-0	39.6
BENGALS	442	255	2833	57.7	6.41	15	3.4	17	3.8	66	51-335	72.2
OPPONENTS	433	253	3295	58.4	7.61	25	5.8	16	3.7	54	23-156	86.3

RUSHING	ATT	YDS	AVG	LG	TD
Ickey Woods	89	391	4.4	30	4
Pete Johnson	61	187	3.1	14	2
Cedric Benson	28	183	6.5	47t	2
James Brooks	43	145	3.4	26	0
Charles Alexander	34	125	3.7	20t	2
Ken Anderson	19	112	5.9	22	1
Boomer Esiason	19	105	5.5	29	1
Boobie Clark	15	86	5.7	15	0
Stanley Wilson	12	74	6.2	20	2
BenJarvus Green-Ellis	11	63	5.7	29	0
Rudi Johnson	13	56	4.3	20t	1
Harold Green	11	55	5.0	12	0
Eric Ball	12	47	3.9	14	1
Lenvil Elliott	11	40	3.6	9	1
Brian Leonard	4	36	9.0	19	0
Andy Dalton	7	32	4.6	15	0
Stanford Jennings	9	31	3.4	10	0
Archie Griffin	5	25	5.0	8	0
Jon Kitna	4	25	6.3	12	0
Paul Robinson	5	25	5.0	9	0
Essex Johnson	7	17	2.4	14	0
Virgil Carter	2	16	8.0	9	0
Stan Fritts	6	14	2.3	6	1
Jess Phillips	10	12	1.2	4	0
Bernard Scott	6	11	1.8	4	0
Dave Lewis	3	10	3.3	9	0
Chris Perry	2	3	1.5	2	0
Cris Collinsworth	1	2	2.0	2	0
Carson Palmer	1	2	2.0	2	0
Kyle Larson	1	0	0.0	0	0
Ed Williams	1	0	0.0	0	0
Isaac Curtis	1	-1	-1.0	-1	0
Erik Wilhelm	3	-2	-0.7	0	0
BENGALS	456	1927	4.2	47t	18
OPPONENTS	537	2349	4.4	44t	15

RECEIVING	REC	YDS	AVG	LG	TD
Dan Ross	28	333	11.9	26	3
Cris Collinsworth	21	354	16.9	53	1
Isaac Curtis	13	184	14.2	32t	2
Rodney Holman	11	184	16.7	46	0
A.J. Green	10	127	12.7	45	0
Lenvil Elliott	10	62	6.2	16	0
Pete Johnson	9	52	5.8	14	0
Eddie Brown	8	87	10.9	23	0
Brian Leonard	8	43	5.4	16	0
Chip Myers	7	133	19.0	37	0
Tim McGee	7	60	8.6	19	0
Jermaine Gresham	7	53	7.6	16	0
Steve Kreider	6	119	19.8	42	0
Chad Johnson	6	87	14.5	24	0
James Brooks	6	84	14.0	22	1
Boobie Clark	6	56	9.3	26	0
Laveranues Coles	6	48	8.0	13	1
Charles Alexander	6	38	6.3	16	0
Chris Perry	6	11	1.8	6	0
Charlie Joiner	5	93	18.6	28	1
Kevin Walter	5	73	14.6	24	0
T.J. Houshmandzadeh	4	25	6.3	8	1
Cedric Benson	4	10	2.5	5	0
Marvin Jones	3	34	11.3	15	0
Jerome Simpson	3	33	11.0	16	0
Bernard Scott	3	29	9.7	11	0
Quan Cosby	3	26	8.7	14	0
Andrew Hawkins	3	23	7.7	8	0
Stanford Jennings	3	23	7.7	12	1
Jim Riggs	3	18	6.0	13	0
Ickey Woods	3	18	6.0	9	0
Archie Griffin	3	14	4.7	6	0
M.L. Harris	2	28	14.0	20	1
Andre Caldwell	2	25	12.5	13	0
Ryan Whalen	2	24	12.0	20	0
Eric Kattus	2	19	9.5	10	1
Harold Green	2	15	7.5	13	1
Bruce Coslet	2	14	7.0	9	0
Rudi Johnson	2	14	7.0	11	0
Jess Phillips	2	12	6.0	6	0
Matt Schobel	2	11	5.5	8	0
BenJarvus Green-Ellis	2	-9	-4.5	-3	0
Chris Henry	1	66	66.0	66	0
Donald Lee	1	36	36.0	36	0
Ira Hillary	1	17	17.0	17	0
Mike Barber	1	12	12.0	12	0
Speedy Thomas	1	9	9.0	9	0
Essex Johnson	1	6	6.0	6	0
Reggie Kelly	1	4	4.0	4	0
Don Bass	1	3	3.0	3t	1
Bob Trumpy	1	-7	-7.0	7	0
BENGALS	255	2833	11.1	66	15
OPPONENTS	253	3295	13.0	54	25

(All-time postseason statistics, continued)

INTERCEPTIONS	NO	YDS	AVG	LG	TD
David Fulcher	3	54	18.0	43	0
Ken Riley	3	34	11.3	34	0
Eric Thomas	2	26	13.0	26	0
Neal Craig	1	45	45.0	45t	1
Bobby Kemp	1	24	24.0	24	0
Leon Hall	1	21	21.0	21t	1
Bo Harris	1	16	16.0	16	0
Louis Breeden	1	0	0.0	0	0
Tommy Casanova	1	0	0.0	0	0
Solomon Wilcots	1	0	0.0	0	0
Lewis Billups	1	-3	-3.0	-3	0
BENGALS	16	217	13.6	45t	2
OPPONENTS	17	327	19.2	98t	2

PUNTING	NO	YDS	AVG	NET	TB	IN-20	LG	BLK.
Kevin Huber	12	570	47.5	41.5	1	4	56	0
Lee Johnson	25	1111	44.4	38.6	0	8	64	0
Kyle Larson	3	131	43.7	36.7	0	0	51	0
Pat McInally	12	487	40.6	37.0	1	2	60	0
Dave Lewis	15	567	37.8	34.2	1	1	53	0
Dave Green	6	215	35.8	21.8	1	0	44	0
BENGALS	73	3081	42.2	36.4	4	15	64	0
OPPONENTS	60	2493	41.6	36.2	3	13	56	0

PUNT RETURNS	NO	FC	YDS	AVG	LG	TD
Rico Murray	1	0	23	23.0	23	0
Tommy Casanova	1	0	15	15.0	15	0
Mitchell Price	3	0	42	14.0	34	0
Mike Fuller	5	2	62	12.4	27	0
Keiwan Ratliff	2	0	15	7.5	8	0
Ira Hillary	6	1	43	7.2	16	0
Lyle Blackwood	1	0	7	7.0	7	0
Brandon Tate	5	1	32	6.4	12	0
Lemar Parrish	3	1	17	5.7	11	0
Ray Horton	1	0	5	5.0	5	0
Rickey Dixon	1	0	0	0.0	0	0
Adam Jones	1	0	0	0.0	0	0
Quan Cosby	0	3	0	—	—	0
Speedy Thomas	0	2	0	—	—	0
BENGALS	30	10	261	8.7	34	0
OPPONENTS	40	14	341	8.5	45	0

KICKOFF RETURNS	NO	YDS	AVG	LG	TD
Bernard Scott	2	74	37.0	56	0
Brandon Tate	2	65	32.5	43	0
Stanford Jennings	8	240	30.0	93t	1
Adam Jones	4	103	25.8	34	0
Tab Perry	5	119	23.8	32	0
Rodney Tate	1	22	22.0	22	0
Eric Ball	2	42	21.0	28	0
Bernard Jackson	3	60	20.0	25	0
James Brooks	2	38	19.0	23	0
Brian Leonard	3	54	18.0	25	0
Lenvil Elliott	1	18	18.0	18	0
David Verser	17	302	17.8	40	0
Lemar Parrish	2	35	17.5	25	0
Ron Lamb	1	17	17.0	17	0
Paul Robinson	2	29	14.5	24	0
Eddie Brown	1	12	12.0	12	0
Cedric Peerman	1	10	10.0	10	0
Ira Hillary	3	24	8.0	13	0
Kevin Walter	1	8	8.0	8	0
Guy Frazier	1	0	0.0	0	0
Archie Griffin	1	0	0.0	0	0
BENGALS	63	1272	20.2	93t	1
OPPONENTS	53	987	18.6	37	0

FIELD GOALS	1-19	20-29	30-39	40-49	50+
Josh Brown	0-0	0-0	1-1	1-1	0-0
Jim Breech	0-0	3-3	4-5	2-3	0-0
Horst Muhlmann	1-1	1-1	0-0	1-1	0-1
Shayne Graham	0-0	1-2	0-1	0-0	0-0
Mike Nugent	0-0	0-0	1-1	0-0	0-1
BENGALS	1-1	5-6	6-8	4-5	0-2
OPPONENTS	0-1	11-12	4-5	7-11	1-3

DEFENSE	ST	AT	TT	SKS-YDS	INT-YDS	PD	FF	FR-YDS
(NA***)	—	—	—	—	—	—	—	—

BLOCKED KICKS	BP	BFG	BXP
Bill Bergey (1970)	0	1	0
Sherman White (1975)	0	1	0

* *NOTE: It is not possible to accurately list all-time postseason possession averages because time of possession was not recorded until 1977. Postseason possession averages after 1977 are listed in the year-by-year breakdowns on the following pages.*

** *NOTE: The Bengals' and their opponents' two-point conversion totals listed here were recorded in 2005 and thereafter. Prior to that season, all of the Bengals' playoff appearances had occurred in years in which the two-point conversion did not exist. The two-point conversion, which existed in the AFL when the Bengals were members in 1968 and '69, was not instituted in the NFL until '94.*

*** *NOTE: It is not possible to accurately list all-time postseason defensive statistics because the three types of defensive statistics — defense, special teams and miscellaneous — were combined through 1987, but separated in '88 and thereafter. Defensive statistics are, however, listed in each of the year-by-year breakdowns on the following pages. All defensive statistics on the following pages are press box statistics produced at the games.*

1970 POSTSEASON STATISTICS

POSTSEASON RECORD: 0-1

HEAD COACH: PAUL BROWN
REGULAR-SEASON RECORD: 8-6
(1ST IN AFC CENTRAL)

DATE	W-L	SCORE	OPPONENT	ATTENDANCE
12-26-70**	L	0-17	at Baltimore	51,127

** AFC Divisional Playoff

TEAM STATISTICS	BENGALS	OPPONENTS
TOTAL FIRST DOWNS	7	15
Rushing	2	12
Passing	5	3
Penalty	0	0
3rd Down: Made-Att.	3-14	6-14
3rd Down: Pct.	21.4	42.9
4th Down: Made-Att.	0-1	0-0
4th Down: Pct.	0.0	—
POSSESSION AVG.	(*NA)	(*NA)
TOTAL NET YARDS	139	299
Avg. Per Game	139.0	299.0
Total Plays	46	66
Avg. Per Play	3.0	4.5
NET YARDS RUSHING	63	170
Avg. Per Game	63.0	170.0
Total Rushes	22	47
NET YARDS PASSING	76	129
Avg. Per Game	76.0	129.0
Sacked-Yards Lost	3-17	2-16
Gross Yards	93	145
Att.-Completions	21-8	17-6
Completion Pct.	38.1	35.3
Had Intercepted	1	0
PUNTS-AVG.	8-39.1	6-38.3
Net Punting Avg.	35.6	37.3
PENALTIES-YARDS	1-5	6-63
FUMBLES-BALLS LOST	1-0	0-0
TOUCHDOWNS	0	2
Rushing	0	0
Passing	0	2
Returns	0	0

SCORE BY PERIODS	1	2	3	4	OT	PTS
BENGALS	0	0	0	0	0	0
OPPONENTS	7	3	0	7	0	17

SCORING	TD	TD-R	TD-P	TD-Rt	PAT	FG	S	PTS
(none)	0	0	0	0	0-0	0-0	0	0
BENGALS	0	0	0	0	0-0	0-1	0	0
OPPONENTS	2	0	2	0	2-2	1-3	0	17

Two-point conversions: (NA**).

Fumbles-lost: Lemar Parrish 1-0. BENGALS 1-0, OPPONENTS 0-0.

RUSHING	ATT	YDS	AVG	LG	TD
Paul Robinson	5	25	5.0	9	0
Virgil Carter	2	16	8.0	9	0
Jess Phillips	10	12	1.2	4	0
Dave Lewis	3	10	3.3	9	0
Essex Johnson	2	0	0.0	3	0
BENGALS	22	63	2.9	9	0
OPPONENTS	47	170	3.6	17	0

RECEIVING	REC	YDS	AVG	LG	TD
Chip Myers	4	66	16.5	29	0
Jess Phillips	2	12	6.0	6	0
Speedy Thomas	1	9	9.0	9	0
Essex Johnson	1	6	6.0	6	0
BENGALS	8	93	11.6	29	0
OPPONENTS	6	145	24.2	53t	2

INTERCEPTIONS	NO	YDS	AVG	LG	TD
(none)	0	0	—	—	0
BENGALS	0	0	—	—	0
OPPONENTS	1	0	0.0	0	0

PUNTING	NO	YDS	AVG	NET	TB	IN-20	LG	BLK.
Dave Lewis	8	313	39.1	35.6	0	1	53	0
BENGALS	8	313	39.1	35.6	0	1	53	0
OPPONENTS	6	230	38.3	37.3	0	0	45	0

PUNT RETURNS	NO	FC	YDS	AVG	LG	TD
Lemar Parrish	2	1	6	3.0	3	0
Speedy Thomas	0	2	0	—	—	0
BENGALS	2	3	6	3.0	3	0
OPPONENTS	7	0	28	4.0	10	0

KICKOFF RETURNS	NO	YDS	AVG	LG	TD
Paul Robinson	2	29	14.5	24	0
Ron Lamb	1	17	17.0	17	0
BENGALS	3	46	15.3	24	0
OPPONENTS	1	0	0.0	0	0

FIELD GOALS	1-19	20-29	30-39	40-49	50+
Horst Muhlmann	0-0	0-0	0-0	0-0	0-1
BENGALS	0-0	0-0	0-0	0-0	0-1
OPPONENTS	0-0	0-0	0-0	1-2	0-1

Horst Muhlmann: (50B).

Opponents: (50B, 44G, 44WR).

DEFENSE***	ST	AT	TT	SKS-YDS	INT-YDS	PD	^FF	FR-YDS
Bill Bergey	7	7	14	0-0	0-0	0	(^NA)	0-0
Steve Chomyszak	5	6	11	1-8	0-0	1	(^NA)	0-0
Ken Avery	5	4	9	0-0	0-0	0	(^NA)	0-0
Al Beauchamp	6	2	8	0-0	0-0	0	(^NA)	0-0
Royce Berry	4	4	8	1-8	0-0	1	(^NA)	0-0
Ken Dyer	3	5	8	0-0	0-0	0	(^NA)	0-0
Mike Reid	6	1	7	0-0	0-0	0	(^NA)	0-0
Ron Carpenter	4	2	6	0-0	0-0	0	(^NA)	0-0
Lemar Parrish	4	0	4	0-0	0-0	1	(^NA)	0-0
Fletcher Smith	3	0	3	0-0	0-0	0	(^NA)	0-0
Nick Roman	2	1	3	0-0	0-0	0	(^NA)	0-0
Martin Baccaglio	2	0	2	0-0	0-0	0	(^NA)	0-0
Ron Lamb	1	1	2	0-0	0-0	0	(^NA)	0-0
John Guillory	1	0	1	0-0	0-0	0	(^NA)	0-0
Essex Johnson	1	0	1	0-0	0-0	0	(^NA)	0-0
Bill Peterson	1	0	1	0-0	0-0	0	(^NA)	0-0
Ken Riley	0	1	1	0-0	0-0	2	(^NA)	0-0

BLOCKED KICKS	BP	BFG	BXP
Bill Bergey	0	1	0

PASSING	ATT	CMP	YDS	CMP%	YDS/ATT	TD	TD%	INT	INT%	LG	SKD-YDS	RAT
Virgil Carter	20	7	64	35.0	3.20	0	0.0	1	5.0	16	3-17	23.8
Sam Wyche	1	1	29	100.0	29.00	0	0.0	0	0.0	29	0-0	118.8
BENGALS	21	8	93	38.1	4.43	0	0.0	1	4.8	29	3-17	32.4
OPPONENTS	17	6	145	35.3	8.53	2	11.8	0	0.0	53	2-16	106.3

* *NOTE: Time of possession was not recorded until 1977.*

** *NOTE: The two-point conversion was not instituted in the NFL until 1994.*

*** *NOTE: It was not standard practice to separate the three types of defensive statistics — defense, special teams and miscellaneous — until 1988. Thus, the defensive statistics listed above include the combined totals of all three types. All defensive statistics above are press box statistics produced at the games.*

^ *NOTE: Forced fumbles were not recorded until 1976.*

1973 POSTSEASON STATISTICS

POSTSEASON RECORD: 0-1

HEAD COACH: PAUL BROWN
REGULAR-SEASON RECORD: 10-4
(1ST IN AFC CENTRAL)

DATE	W-L	SCORE	OPPONENT	ATTENDANCE
12-23-73**	L	16-34	at Miami	74,770

** AFC Divisional Playoff

TEAM STATISTICS	BENGALS	OPPONENTS
TOTAL FIRST DOWNS	11	27
Rushing	5	18
Passing	6	9
Penalty	0	0
3rd Down: Made-Att.	5-14	10-14
3rd Down: Pct.	35.7	71.4
4th Down: Made-Att.	0-0	0-0
4th Down: Pct.	—	—
POSSESSION AVG.	*NA	*NA
TOTAL NET YARDS	194	400
Avg. Per Game	194.0	400.0
Total Plays	50	71
Avg. Per Play	3.9	5.6
NET YARDS RUSHING	97	241
Avg. Per Game	97.0	241.0
Total Rushes	20	52
NET YARDS PASSING	97	159
Avg. Per Game	97.0	159.0
Sacked-Yards Lost	3-16	0-0
Gross Yards	113	159
Att.-Completions	27-14	19-11
Completion Pct.	51.9	57.9
Had Intercepted	1	2
PUNTS-AVG.	7-36.3	2-49.0
Net Punting Avg.	32.6	36.0
PENALTIES-YARDS	2-19	1-5
FUMBLES-BALLS LOST	0-0	2-1
TOUCHDOWNS	1	4
Rushing	0	2
Passing	0	2
Returns	1	0

SCORE BY PERIODS	1	2	3	4	OT	PTS
BENGALS	3	13	0	0	0	16
OPPONENTS	14	7	10	3	0	34

SCORING	TD	TD-R	TD-P	TD-Rt	PAT	FG	S	PTS
Horst Muhlmann	0	0	0	0	1-1	3-3	0	10
Neal Craig	1	0	0	1	—	—	0	6
BENGALS	1	0	0	1	1-1	3-3	0	16
OPPONENTS	4	2	2	0	4-4	2-2	0	34

Two-point conversions: **NA.

Fumbles-lost: None. BENGALS 0-0, OPPONENTS 2-1.

RUSHING	ATT	YDS	AVG	LG	TD
Boobie Clark	7	40	5.7	15	0
Ken Anderson	3	26	8.7	22	0
Essex Johnson	2	17	8.5	14	0
Lenvil Elliott	7	15	2.1	5	0
Isaac Curtis	1	-1	-1.0	-1	0
BENGALS	20	97	4.9	22	0
OPPONENTS	52	241	4.6	27	2

RECEIVING	REC	YDS	AVG	LG	TD
Lenvil Elliott	9	53	5.9	16	0
Charlie Joiner	2	33	16.5	18	0
Boobie Clark	2	18	9.0	12	0
Isaac Curtis	1	9	9.0	9	0
BENGALS	14	113	8.1	18	0
OPPONENTS	11	159	14.5	48	2

INTERCEPTIONS	NO	YDS	AVG	LG	TD
Neal Craig	1	45	45.0	45t	1
Tommy Casanova	1	0	0.0	0	0
BENGALS	2	45	22.5	45t	1
OPPONENTS	1	19	19.0	19	0

PUNTING	NO	YDS	AVG	NET	TB	IN-20	LG	BLK.
Dave Lewis	7	254	36.3	32.6	1	0	50	0
BENGALS	7	254	36.3	32.6	1	0	50	0
OPPONENTS	2	98	49.0	36.0	0	0	54	0

PUNT RETURNS	NO	FC	YDS	AVG	LG	TD
Tommy Casanova	1	0	15	15.0	15	0
Lemar Parrish	1	0	11	11.0	11	0
BENGALS	2	0	26	13.0	15	0
OPPONENTS	2	4	6	3.0	4	0

KICKOFF RETURNS	NO	YDS	AVG	LG	TD
Lemar Parrish	1	25	25.0	25	0
Bernard Jackson	1	17	17.0	17	0
BENGALS	2	42	21.0	25	0
OPPONENTS	2	14	7.0	14	0

FIELD GOALS	1-19	20-29	30-39	40-49	50+
Horst Muhlmann	1-1	1-1	0-0	1-1	0-0
BENGALS	1-1	1-1	0-0	1-1	0-0
OPPONENTS	0-0	0-0	0-0	1-1	1-1

Horst Muhlmann: (24G, 46G, 12G).

Opponents: (50G, 46G).

DEFENSE***	ST	AT	TT	SKS-YDS	INT-YDS	PD	^FF	FR-YDS
Bill Bergey	7	5	12	0-0	0-0	0	(^NA)	0-0
Ron Carpenter	7	5	12	0-0	0-0	0	(^NA)	0-0
Al Beauchamp	9	2	11	0-0	0-0	0	(^NA)	0-0
Tommy Casanova	9	1	10	0-0	1-0	1	(^NA)	0-0
Royce Berry	5	1	6	0-0	0-0	0	(^NA)	0-0
Sherman White	5	0	5	0-0	0-0	1	(^NA)	0-0
Ken Riley	4	1	5	0-0	0-0	0	(^NA)	0-0
Ken Avery	3	2	5	0-0	0-0	0	(^NA)	0-0
Neal Craig	3	2	5	0-0	1-45	1	(^NA)	0-0
Lemar Parrish	3	2	5	0-0	0-0	0	(^NA)	0-0
Ron Pritchard	3	2	5	0-0	0-0	0	(^NA)	0-0
Doug Adams	1	0	1	0-0	0-0	0	(^NA)	0-0
Tom DeLeone	1	0	1	0-0	0-0	0	(^NA)	0-0
Bernard Jackson	1	0	1	0-0	0-0	0	(^NA)	0-0
Jim LeClair	1	0	1	0-0	0-0	0	(^NA)	1-0
Bob Trumpy	1	0	1	0-0	0-0	0	(^NA)	0-0
Mike Reid	0	1	1	0-0	0-0	0	(^NA)	0-0

BLOCKED KICKS	BP	BFG	BXP
(none)	0	0	0

PASSING	ATT	CMP	YDS	CMP%	YDS/ATT	TD	TD%	INT	INT%	LG	SKD-YDS	RAT
Ken Anderson	27	14	113	51.9	4.19	0	0.0	1	3.7	18	3-16	47.3
BENGALS	27	14	113	51.9	4.19	0	0.0	1	3.7	18	3-16	47.3
OPPONENTS	19	11	159	57.9	8.37	2	10.5	2	10.5	48	0-0	80.7

* *NOTE: Time of possession was not recorded until 1977.*

** *NOTE: The two-point conversion was not instituted in the NFL until 1994.*

*** *NOTE: It was not standard practice to separate the three types of defensive statistics — defense, special teams and miscellaneous — until 1988. Thus, the defensive statistics listed above include the combined totals of all three types. All defensive statistics above are press box statistics produced at the games.*

^ *NOTE: Forced fumbles were not recorded until 1976.*

1975 POSTSEASON STATISTICS

POSTSEASON RECORD: 0-1

HEAD COACH: PAUL BROWN
REGULAR-SEASON RECORD: 11-3
(2ND IN AFC CENTRAL; WILD CARD QUALIFIER)

DATE	W-L	SCORE	OPPONENT	ATTENDANCE
12-28-75**	L	28-31	at Oakland	53,039

** AFC Divisional Playoff

TEAM STATISTICS	BENGALS	OPPONENTS
TOTAL FIRST DOWNS	17	27
Rushing	8	9
Passing	6	15
Penalty	3	3
3rd Down: Made-Att.	3-11	6-14
3rd Down: Pct.	27.3	42.9
4th Down: Made-Att.	1-2	0-0
4th Down: Pct.	50.0	—
POSSESSION AVG.	*NA	*NA
TOTAL NET YARDS	258	358
Avg. Per Game	258.0	358.0
Total Plays	57	75
Avg. Per Play	4.5	4.8
NET YARDS RUSHING	97	173
Avg. Per Game	97.0	173.0
Total Rushes	25	51
NET YARDS PASSING	161	185
Avg. Per Game	161.0	185.0
Sacked-Yards Lost	5-40	1-14
Gross Yards	201	199
Att.-Completions	27-17	23-17
Completion Pct.	63.0	73.9
Had Intercepted	0	1
PUNTS-AVG.	6-35.8	1-38.0
Net Punting Avg.	21.8	31.0
PENALTIES-YARDS	5-37	7-64
FUMBLES-BALLS LOST	1-0	2-1
TOUCHDOWNS	4	4
Rushing	2	1
Passing	2	3
Returns	0	0

SCORE BY PERIODS	1	2	3	4	OT	PTS
BENGALS	0	7	7	14	0	28
OPPONENTS	3	14	7	7	0	31

SCORING	TD	TD-R	TD-P	TD-Rt	PAT	FG	S	PTS
Isaac Curtis	1	0	1	0	—	—	0	6
Lenvil Elliott	1	1	0	0	—	—	0	6
Stan Fritts	1	1	0	0	—	—	0	6
Charlie Joiner	1	0	1	0	—	—	0	6
Dave Green	0	0	0	0	4-4	0-0	0	4
BENGALS	4	2	2	0	4-4	0-0	0	28
OPPONENTS	4	1	3	0	4-4	1-3	0	31

Two-point conversions: **NA.

Fumbles-lost: Lyle Blackwood 1-0. BENGALS 1-0, OPPONENTS 2-1.

RUSHING	ATT	YDS	AVG	LG	TD
Boobie Clark	8	46	5.8	10	0
Lenvil Elliott	4	25	6.3	9	1
Stan Fritts	6	14	2.3	6	1
Ken Anderson	3	12	4.0	8	0
Essex Johnson	3	0	0.0	6	0
Ed Williams	1	0	0.0	0	0
BENGALS	25	97	3.9	10	2
OPPONENTS	51	173	3.4	18	1

RECEIVING	REC	YDS	AVG	LG	TD
Boobie Clark	4	38	9.5	26	0
Chip Myers	3	67	22.3	37	0
Charlie Joiner	3	60	20.0	28	1
Isaac Curtis	3	20	6.7	14t	1
Bruce Coslet	2	14	7.0	9	0
Lenvil Elliott	1	9	9.0	9	0
Bob Trumpy	1	-7	-7.0	7	0
BENGALS	17	201	11.8	37	2
OPPONENTS	17	199	11.7	36	3

INTERCEPTIONS	NO	YDS	AVG	LG	TD
Ken Riley	1	34	34.0	34	0
BENGALS	1	34	34.0	34	0
OPPONENTS	0	0	—	—	0

PUNTING	NO	YDS	AVG	NET	TB	IN-20	LG	BLK.
Dave Green	6	215	35.8	21.8	1	0	44	0
BENGALS	6	215	35.8	21.8	1	0	44	0
OPPONENTS	1	38	38.0	31.0	0	0	38	0

PUNT RETURNS	NO	FC	YDS	AVG	LG	TD
Lyle Blackwood	1	0	7	7.0	7	0
BENGALS	1	0	7	7.0	7	0
OPPONENTS	4	0	64	16.0	24	0

KICKOFF RETURNS	NO	YDS	AVG	LG	TD
Bernard Jackson	2	43	21.5	25	0
Lenvil Elliott	1	18	18.0	18	0
Lemar Parrish	1	10	10.0	10	0
BENGALS	4	71	17.8	25	0
OPPONENTS	5	121	24.2	37	0

FIELD GOALS	1-19	20-29	30-39	40-49	50+
Dave Green	0-0	0-0	0-0	0-0	0-0
BENGALS	0-0	0-0	0-0	0-0	0-0
OPPONENTS	0-0	1-2	0-0	0-1	0-0

Dave Green: (—).

Opponents: (41S, 27G, 21B).

DEFENSE***	ST	AT	TT	SKS-YDS	INT-YDS	PD	^FF	FR-YDS
Jim LeClair	13	0	13	0-0	0-0	1	(^NA)	0-0
Bernard Jackson	9	0	9	0-0	0-0	1	(^NA)	0-0
Tommy Casanova	7	0	7	0-0	0-0	1	(^NA)	0-0
Ron Pritchard	7	0	7	0-0	0-0	0	(^NA)	0-0
Ken Riley	4	0	4	0-0	1-34	2	(^NA)	0-0
Sherman White	4	0	4	0-0	0-0	0	(^NA)	0-0
Al Beauchamp	3	0	3	0-0	0-0	0	(^NA)	0-0
Ken Johnson	3	0	3	0-0	0-0	0	(^NA)	0-0
Bob Brown	2	0	2	1-14	0-0	0	(^NA)	0-0
Ron Carpenter	2	0	2	0-0	0-0	0	(^NA)	1-0
Lemar Parrish	2	0	2	0-0	0-0	1	(^NA)	0-0
Brad Cousino	1	0	1	0-0	0-0	0	(^NA)	0-0
Dave Green	1	0	1	0-0	0-0	0	(^NA)	0-0
Bo Harris	1	0	1	0-0	0-0	0	(^NA)	0-0
Jack Novak	1	0	1	0-0	0-0	0	(^NA)	0-0

BLOCKED KICKS	BP	BFG	BXP
Sherman White	0	1	0

PASSING	ATT	CMP	YDS	CMP%	YDS/ATT	TD	TD%	INT	INT%	LG	SKD-YDS	RAT
Ken Anderson	27	17	201	63.0	7.44	2	7.4	0	0.0	37	5-40	110.3
BENGALS	27	17	201	63.0	7.44	2	7.4	0	0.0	37	5-40	110.3
OPPONENTS	23	17	199	73.9	8.65	3	13.0	1	4.3	36	1-14	121.2

* *NOTE: Time of possession was not recorded until 1977.*

** *NOTE: The two-point conversion was not instituted in the NFL until 1994.*

*** *NOTE: It was not standard practice to separate the three types of defensive statistics — defense, special teams and miscellaneous — until 1988. Thus, the defensive statistics listed above include the combined totals of all three types. All defensive statistics above are press box statistics produced at the games.*

^ *NOTE: Forced fumbles were not recorded until 1976.*

1981 POSTSEASON STATISTICS

POSTSEASON RECORD: 2-1

HEAD COACH: FORREST GREGG
REGULAR-SEASON RECORD: 12-4
(1ST IN AFC CENTRAL)

DATE	W-L	SCORE	OPPONENT	ATTENDANCE
1-3-82**	W	28-21	BUFFALO	55,420
1-10-82***	W	27-7	SAN DIEGO	46,302
1-24-82#	L	21-26	VS. SAN FRANCISCO	81,270

** AFC Divisional Playoff
*** AFC Championship
# Super Bowl XVI (at Pontiac, Mich.)

TEAM STATISTICS	BENGALS	OPPONENTS
TOTAL FIRST DOWNS	65	59
Rushing	26	31
Passing	33	24
Penalty	6	4
3rd Down: Made-Att.	17-34	16-36
3rd Down: Pct.	50.0	44.4
4th Down: Made-Att.	1-2	0-0
4th Down: Pct.	50.0	—
POSSESSION AVG.	30:28	29:32
TOTAL NET YARDS	979	912
Avg. Per Game	326.3	304.0
Total Plays	180	183
Avg. Per Play	5.4	5.0
NET YARDS RUSHING	351	389
Avg. Per Game	117.0	129.7
Total Rushes	93	99
NET YARDS PASSING	628	523
Avg. Per Game	209.3	174.3
Sacked-Yards Lost	9-39	3-21
Gross Yards	667	544
Att.-Completions	78-54	81-44
Completion Pct.	69.2	54.3
Had Intercepted	2	4
PUNTS-AVG.	10-40.1	9-41.1
Net Punting Avg.	36.0	34.2
PENALTIES-YARDS	16-126	16-136
FUMBLES-BALLS LOST	5-3	6-3
TOUCHDOWNS	10	6
Rushing	5	3
Passing	5	3
Returns	0	0

SCORE BY PERIODS	1	2	3	4	OT	PTS
BENGALS	24	7	17	28	0	76
OPPONENTS	7	27	7	13	0	54

SCORING	TD	TD-R	TD-P	TD-Rt	PAT	FG	S	PTS
Jim Breech	0	0	0	0	10-10	2-3	0	16
Charles Alexander	2	2	0	0	—	—	0	12
Pete Johnson	2	2	0	0	—	—	0	12
Dan Ross	2	0	2	0	—	—	0	12
Ken Anderson	1	1	0	0	—	—	0	6
Don Bass	1	0	1	0	—	—	0	6
Cris Collinsworth	1	0	1	0	—	—	0	6
M.L. Harris	1	0	1	0	—	—	0	6
BENGALS	10	5	5	0	10-10	2-3	0	76
OPPONENTS	6	3	3	0	6-6	4-6	0	54

Two-point conversions: *NA.

Fumbles-lost: Cris Collinsworth 2-1, Archie Griffin 1-1, Dan Ross 1-1, Pete Johnson 1-0. BENGALS 5-3, OPPONENTS 6-3.

RUSHING	ATT	YDS	AVG	LG	TD
Pete Johnson	52	161	3.1	11	2
Charles Alexander	27	111	4.1	20t	2
Ken Anderson	11	69	6.3	13	1
Archie Griffin	2	8	4.0	4	0
Cris Collinsworth	1	2	2.0	2	0
BENGALS	93	351	3.8	20t	5
OPPONENTS	99	389	3.9	44t	3

RECEIVING	REC	YDS	AVG	LG	TD
Dan Ross	22	244	11.1	19	2
Cris Collinsworth	9	159	17.7	49	1
Isaac Curtis	6	92	15.3	22	0
Pete Johnson	6	45	7.5	14	0
Charles Alexander	6	38	6.3	16	0
Steve Kreider	3	78	26.0	42	0
M.L. Harris	1	8	8.0	8t	1
Don Bass	1	3	3.0	3t	1
BENGALS	54	667	12.4	49	5
OPPONENTS	44	544	12.4	54	3

INTERCEPTIONS	NO	YDS	AVG	LG	TD
Bobby Kemp	1	24	24.0	24	0
Bo Harris	1	16	16.0	16	0
Louis Breeden	1	0	0.0	0	0
Ken Riley	1	0	0.0	0	0
BENGALS	4	40	10.0	24	0
OPPONENTS	2	52	26.0	27	0

PUNTING	NO	YDS	AVG	NET	TB	IN-20	LG	BLK.
Pat McInally	10	401	40.1	36.0	1	2	60	0
BENGALS	10	401	40.1	36.0	1	2	60	0
OPPONENTS	9	370	41.1	34.2	0	0	50	0

PUNT RETURNS	NO	FC	YDS	AVG	LG	TD
Mike Fuller	5	2	62	12.4	27	0
BENGALS	5	2	62	12.4	27	0
OPPONENTS	4	1	21	5.3	7	0

KICKOFF RETURNS	NO	YDS	AVG	LG	TD
David Verser	10	186	18.6	40	0
Guy Frazier	1	0	0.0	0	0
Archie Griffin	1	0	0.0	0	0
BENGALS	12	186	15.5	40	0
OPPONENTS	14	254	18.1	36	0

FIELD GOALS	1-19	20-29	30-39	40-49	50+
Jim Breech	0-0	0-0	2-3	0-0	0-0
BENGALS	0-0	0-0	2-3	0-0	0-0
OPPONENTS	0-0	3-3	0-1	1-1	0-1

Jim Breech: (33B), (31G, 38G), (—).

Opponents: (—), (37S, 50S), (22G, 26G, 40G, 23G).

DEFENSE**	ST	AT	TT	SKS-YDS	INT-YDS	PD	FF	FR-YDS
Ross Browner	20	4	24	1-9	0-0	0	0	1-0
Reggie Williams	12	7	19	0-0	0-0	3	1	0-0
Bryan Hicks	14	4	18	0-0	0-0	2	1	0-0
Bo Harris	13	5	18	1-5	1-16	1	0	0-0
Glenn Cameron	9	9	18	0-0	0-0	3	1	0-0
Louis Breeden	14	1	15	0-0	1-0	7	0	0-0
Bobby Kemp	9	6	15	0-0	1-24	7	0	0-0
Jim LeClair	6	6	12	0-0	0-0	3	0	0-0
Eddie Edwards	5	3	8	1-7	0-0	0	0	0-0
Ken Riley	6	1	7	0-0	1-0	6	0	0-0
Wilson Whitley	4	3	7	0-0	0-0	0	0	0-0
Ray Griffin	6	0	6	0-0	0-0	1	0	0-0
Tom Dinkel	3	3	6	0-0	0-0	0	0	0-0
Rick Razzano	4	0	4	0-0	0-0	0	1	0-0
Mike St. Clair	2	2	4	0-0	0-0	0	0	0-0
Oliver Davis	1	2	3	0-0	0-0	0	0	0-0
Mike Fuller	2	0	2	0-0	0-0	0	0	0-0
Guy Frazier	1	1	2	0-0	0-0	0	0	0-0
John Simmons	1	1	2	0-0	0-0	0	0	1-0
Jim Breech	1	0	1	0-0	0-0	0	0	0-0
Jim Hargrove	1	0	1	0-0	0-0	0	0	0-0
Max Montoya	1	0	1	0-0	0-0	0	1	0-0
David Verser	1	0	1	0-0	0-0	0	0	0-0
Mike Wilson	1	0	1	0-0	0-0	0	0	0-0
Blair Bush	0	1	1	0-0	0-0	0	0	0-0
Don Bass	0	0	0	0-0	0-0	1	0	1-0

BLOCKED KICKS	BP	BFG	BXP
(none)	0	0	0

PASSING	ATT	CMP	YDS	CMP%	YDS/ATT	TD	TD%	INT	INT%	LG	SKD-YDS	RAT
Ken Anderson	77	53	653	68.8	8.48	5	6.5	2	2.6	49	9-39	105.6
Jack Thompson	1	1	14	100.0	14.00	0	0.0	0	0.0	14	0-0	118.8
BENGALS	78	54	667	69.2	8.55	5	6.4	2	2.6	49	9-39	106.1
OPPONENTS	81	44	544	54.3	6.72	3	3.7	4	4.9	54	3-21	67.1

* *NOTE: The two-point conversion was not instituted in the NFL until 1994.*

** *NOTE: It was not standard practice to separate the three types of defensive statistics — defense, special teams and miscellaneous — until 1988. Thus, the defensive statistics listed above include the combined totals of all three types. All defensive statistics above are press box statistics produced at the games.*

1982 POSTSEASON STATISTICS

POSTSEASON RECORD: 0-1

HEAD COACH: FORREST GREGG
REGULAR-SEASON RECORD: 7-2
(3RD IN AFC)

DATE	W-L	SCORE	OPPONENT	ATTENDANCE
1-9-83+	L	17-44	N.Y. JETS	57,560

\+ AFC First-Round Playoff (Super Bowl Tournament)

TEAM STATISTICS	BENGALS	OPPONENTS
TOTAL FIRST DOWNS	23	27
Rushing	3	12
Passing	18	13
Penalty	2	2
3rd Down: Made-Att.	7-10	6-9
3rd Down: Pct.	70.0	66.7
4th Down: Made-Att.	0-0	0-0
4th Down: Pct.	—	—
POSSESSION AVG.	31:16	28:44
TOTAL NET YARDS	395	517
Avg. Per Game	395.0	517.0
Total Plays	61	63
Avg. Per Play	6.5	8.2
NET YARDS RUSHING	62	234
Avg. Per Game	62.0	234.0
Total Rushes	21	34
NET YARDS PASSING	333	283
Avg. Per Game	333.0	283.0
Sacked-Yards Lost	4-21	0-0
Gross Yards	354	283
Att.-Completions	36-26	29-21
Completion Pct.	72.2	72.4
Had Intercepted	3	1
PUNTS-AVG.	2-43.0	0-0.0
Net Punting Avg.	42.0	—
PENALTIES-YARDS	7-60	12-95
FUMBLES-BALLS LOST	2-1	2-1
TOUCHDOWNS	2	5
Rushing	0	2
Passing	2	2
Returns	0	1

SCORE BY PERIODS	1	2	3	4	OT	PTS
BENGALS	14	0	3	0	0	17
OPPONENTS	3	17	3	21	0	44

SCORING	TD	TD-R	TD-P	TD-Rt	PAT	FG	S	PTS
Isaac Curtis	1	0	1	0	—	—	0	6
Dan Ross	1	0	1	0	—	—	0	6
Jim Breech	0	0	0	0	2-2	1-2	0	5
BENGALS	2	0	2	0	2-2	1-2	0	17
OPPONENTS	5	2	2	1	5-5	3-3	0	44

Two-point conversions: *NA

Fumbles-lost: Archie Griffin 1-1, David Verser 1-0. BENGALS 2-1, OPPONENTS 2-1.

RUSHING	ATT	YDS	AVG	LG	TD
Pete Johnson	9	26	2.9	14	0
Archie Griffin	3	17	5.7	8	0
Charles Alexander	7	14	2.0	6	0
Ken Anderson	2	5	2.5	3	0
BENGALS	21	62	3.0	14	0
OPPONENTS	34	234	6.9	35	2

RECEIVING	REC	YDS	AVG	LG	TD
Cris Collinsworth	7	120	17.1	53	0
Dan Ross	6	89	14.8	26	1
Isaac Curtis	3	63	21.0	32t	1
Steve Kreider	3	41	13.7	17	0
Archie Griffin	3	14	4.7	6	0
Pete Johnson	3	7	2.3	9	0
M.L. Harris	1	20	20.0	20	0
BENGALS	26	354	13.6	53	2
OPPONENTS	21	283	13.5	49	2

INTERCEPTIONS	NO	YDS	AVG	LG	TD
Ken Riley	1	0	0.0	0	0
BENGALS	1	0	0.0	0	0
OPPONENTS	3	138	46.0	98t	1

PUNTING	NO	YDS	AVG	NET	TB	IN-20	LG	BLK.
Pat McInally	2	86	43.0	42.0	0	0	45	0
BENGALS	2	86	43.0	42.0	0	0	45	0
OPPONENTS	0	0	—	—	0	0	—	0

PUNT RETURNS	NO	FC	YDS	AVG	LG	TD
(none)	0	0	0	—	—	0
BENGALS	0	0	0	—	—	0
OPPONENTS	1	1	2	2.0	2	0

KICKOFF RETURNS	NO	YDS	AVG	LG	TD
David Verser	7	116	16.6	21	0
Rodney Tate	1	22	22.0	22	0
BENGALS	8	138	17.3	22	0
OPPONENTS	4	69	17.3	20	0

FIELD GOALS	1-19	20-29	30-39	40-49	50+
Jim Breech	0-0	1-1	0-0	0-1	0-0
BENGALS	0-0	1-1	0-0	0-1	0-0
OPPONENTS	0-0	1-1	1-1	1-1	0-0

Jim Breech: (20G, 46WR).

Opponents: (32G, 24G, 47G).

DEFENSE**	ST	AT	TT	SKS-YDS	INT-YDS	PD	FF	FR-YDS
Glenn Cameron	8	0	8	0-0	0-0	0	0	0-0
Ross Browner	6	2	8	0-0	0-0	0	0	0-0
Reggie Williams	6	1	7	0-0	0-0	0	0	0-0
Ken Riley	5	1	6	0-0	1-0	1	0	0-0
Ray Griffin	5	0	5	0-0	0-0	0	0	0-0
Bobby Kemp	5	0	5	0-0	0-0	1	2	0-0
Mike Fuller	4	0	4	0-0	0-0	0	0	1-20
Bo Harris	4	0	4	0-0	0-0	0	0	0-0
Jim LeClair	2	2	4	0-0	0-0	0	0	0-0
Louis Breeden	1	2	3	0-0	0-0	0	0	0-0
Eddie Edwards	2	0	2	0-0	0-0	0	0	0-0
Bryan Hicks	2	0	2	0-0	0-0	0	0	0-0
John Simmons	2	0	2	0-0	0-0	0	0	0-0
Oliver Davis	1	0	1	0-0	0-0	0	0	0-0
Guy Frazier	1	0	1	0-0	0-0	0	0	0-0
Robert Jackson	1	0	1	0-0	0-0	0	0	0-0
Anthony Munoz	1	0	1	0-0	0-0	0	0	0-0
Dan Ross	1	0	1	0-0	0-0	0	0	0-0
David Verser	1	0	1	0-0	0-0	0	0	0-0
Wilson Whitley	1	0	1	0-0	0-0	1	0	0-0
Rick Razzano	0	1	1	0-0	0-0	0	0	0-0

BLOCKED KICKS	BP	BFG	BXP
(none)	0	0	0

PASSING	ATT	CMP	YDS	CMP%	YDS/ATT	TD	TD%	INT	INT%	LG	SKD-YDS	RAT
Ken Anderson	35	26	354	74.3	10.11	2	5.7	3	8.6	53	4-21	89.5
Turk Schonert	1	0	0	0.0	0.0	0	0.0	0	0.0	—	0-0	39.6
BENGALS	36	26	354	72.2	9.83	2	5.6	3	8.3	53	4-21	87.0
OPPONENTS	29	21	283	72.4	9.76	2	6.9	1	3.4	49	0-0	111.7

* *NOTE: The two-point conversion was not instituted in the NFL until 1994.*

** *NOTE: It was not standard practice to separate the three types of defensive statistics — defense, special teams and miscellaneous — until 1988. Thus, the defensive statistics listed above include the combined totals of all three types. All defensive statistics above are press box statistics produced at the games.*

1988 POSTSEASON STATISTICS

POSTSEASON RECORD: 2-1

HEAD COACH: SAM WYCHE
REGULAR-SEASON RECORD: 12-4
(1ST IN AFC CENTRAL)

DATE	W-L	SCORE	OPPONENT	ATTENDANCE
12-31-88**	W	21-13	SEATTLE	58,560
1-8-89***	W	21-10	BUFFALO	59,747
1-22-89##	L	16-20	vs. San Francisco	75,129

** AFC Divisional Playoff
*** AFC Championship
Super Bowl XXIII (at Miami, Fla.)

TEAM STATISTICS	BENGALS	OPPONENTS
TOTAL FIRST DOWNS	58	52
Rushing	39	9
Passing	16	40
Penalty	3	3
3rd Down: Made-Att.	17-41	6-35
3rd Down: Pct.	41.5	17.1
4th Down: Made-Att.	1-3	2-5
4th Down: Pct.	33.3	40.0
POSSESSION AVG.	35:50	24:10
TOTAL NET YARDS	823	928
Avg. Per Game	274.3	309.3
Total Plays	199	186
Avg. Per Play	4.1	5.0
NET YARDS RUSHING	535	179
Avg. Per Game	178.3	59.7
Total Rushes	125	60
NET YARDS PASSING	288	749
Avg. Per Game	96.0	249.7
Sacked-Yards Lost	10-58	10-68
Gross Yards	346	817
Att.-Completions	64-29	116-61
Completion Pct.	45.3	52.6
Had Intercepted	3	5
PUNTS-AVG.	17-42.2	16-42.8
Net Punting Avg.	37.1	39.8
PENALTIES-YARDS	13-139	14-127
FUMBLES-BALLS LOST	6-2	5-2
TOUCHDOWNS	7	5
Rushing	5	1
Passing	1	4
Returns	1	0

SCORE BY PERIODS	1	2	3	4	OT	PTS
BENGALS	14	24	10	10	0	58
OPPONENTS	3	10	3	27	0	43

SCORING	TD	TD-R	TD-P	TD-Rt	PAT	FG	S	PTS
Ickey Woods	3	3	0	0	—	—	0	18
Jim Breech	0	0	0	0	7-7	3-3	0	16
Stanley Wilson	2	2	0	0	—	—	0	12
James Brooks	1	0	1	0	—	—	0	6
Stanford Jennings	1	0	0	1	—	—	0	6
BENGALS	7	5	1	1	7-7	3-3	0	58
OPPONENTS	5	1	4	0	4-5	3-6	0	43

Two-point conversions: *NA.

Fumbles-lost: Boomer Esiason 3-1, Ira Hillary 2-1, Rickey Dixon 1-0. BENGALS 6-2, OPPONENTS 5-2.

RUSHING	ATT	YDS	AVG	LG	TD
Ickey Woods	72	307	4.3	30	3
James Brooks	26	102	3.9	26	0
Stanley Wilson	12	74	6.2	20	2
Boomer Esiason	12	37	3.1	29	0
Stanford Jennings	3	15	5.0	8	0
BENGALS	125	535	4.3	30	5
OPPONENTS	60	179	3.0	13	1

RECEIVING	REC	YDS	AVG	LG	TD
Rodney Holman	7	82	11.7	24	0
Cris Collinsworth	5	75	15.0	30	0
James Brooks	5	62	12.4	20	1
Eddie Brown	4	55	13.8	23	0
Tim McGee	4	37	9.3	18	0
Jim Riggs	3	18	6.0	13	0
Ira Hillary	1	17	17.0	17	0
BENGALS	29	346	11.9	30	1
OPPONENTS	61	817	13.4	44	4

INTERCEPTIONS	NO	YDS	AVG	LG	TD
Eric Thomas	2	26	13.0	26	0
David Fulcher	1	0	0.0	0	0
Solomon Wilcots	1	0	0.0	0	0
Lewis Billups	1	-3	-3.0	-3	0
BENGALS	5	23	4.6	26	0
OPPONENTS	3	25	8.3	25	0

PUNTING	NO	YDS	AVG	NET	TB	IN-20	LG	BLK.
Lee Johnson	17	718	42.2	37.1	0	7	63	0
BENGALS	17	718	42.2	37.1	0	7	63	0
OPPONENTS	16	684	42.8	39.8	0	2	55	0

PUNT RETURNS	NO	FC	YDS	AVG	LG	TD
Ira Hillary	6	1	43	7.2	16	0
Ray Horton	1	0	5	5.0	5	0
Rickey Dixon	1	0	0	0.0	0	0
BENGALS	8	1	48	6.0	16	0
OPPONENTS	9	2	88	9.8	45	0

KICKOFF RETURNS	NO	YDS	AVG	LG	TD
Stanford Jennings	4	154	38.5	93t	1
Ira Hillary	3	24	8.0	13	0
James Brooks	2	38	19.0	23	0
BENGALS	9	216	24.0	93t	1
OPPONENTS	11	200	18.2	26	0

FIELD GOALS	1-19	20-29	30-39	40-49	50+
Jim Breech	0-0	0-0	1-1	2-2	0-0
BENGALS	0-0	0-0	1-1	2-2	0-0
OPPONENTS	0-1	0-0	2-2	1-3	0-0

Jim Breech: (—), (—), (34G, 43G, 40G).
Opponents: (—), (43WL, 39G), (41G, 19WL, 32G, 49WR).

DEFENSE**	ST	AT	TT	SKS-YDS	INT-YDS	PD	FF	FR-YDS
Reggie Williams	13	4	17	3-21	0-0	0	0	0-0
Solomon Wilcots	12	2	14	0-0	1-0	2	0	0-0
David Fulcher	10	3	13	1-6	1-0	4	1	0-0
Tim Krumrie	8	5	13	0-0	0-0	0	1	0-0
Lewis Billups	9	3	12	0-0	1-(-3)	7	0	0-0
Eric Thomas	10	1	11	0-0	2-26	10	0	0-0
Jason Buck	6	5	11	3-19	0-0	0	0	0-0
Barney Bussey	8	1	9	0-0	0-0	1	0	0-0
Leon White	8	1	9	0-0	0-0	0	0	0-0
Carl Zander	7	2	9	0-0	0-0	0	0	0-0
Ray Horton	6	2	8	0-0	0-0	0	1	0-0
David Grant	5	1	6	2-12	0-0	0	0	0-0
Leo Barker	4	1	5	0-0	0-0	0	0	0-0
Rickey Dixon	4	1	5	0-0	0-0	1	0	0-0
Joe Kelly	2	2	4	0-0	0-0	0	0	0-0
Jim Skow	2	1	3	1-10	0-0	0	0	2-0
Skip McClendon	2	0	2	0-0	0-0	0	0	0-0
Emmanuel King	0	1	1	0-0	0-0	0	0	0-0

SPECIAL TEAMS**	ST	AT	TT	FF	FR-YDS	BP	BFG	BXP
Barney Bussey	4	0	4	0	0-0	0	0	0
Leo Barker	2	2	4	0	0-0	0	0	0
Carl Parker	3	0	3	0	0-0	0	0	0
Ed Brady	2	1	3	0	0-0	0	0	0
Jim Riggs	2	0	2	0	0-0	0	0	0
Daryl Smith	2	0	2	0	0-0	0	0	0
Leon White	2	0	2	0	0-0	0	0	0
Ray Horton	1	0	1	0	0-0	0	0	0
Stanley Wilson	1	0	1	0	0-0	0	0	0
Stanford Jennings	0	1	1	0	0-0	0	0	0
Emmanuel King	0	1	1	0	0-0	0	0	0

MISCELLANEOUS DEFENSE**	ST	AT	TT	FF	FR-YDS
Eddie Brown	1	0	1	0	0-0
Rodney Holman	1	0	1	0	0-0

PASSING	ATT	CMP	YDS	CMP%	YDS/ATT	TD	TD%	INT	INT%	LG	SKD-YDS	RAT
Boomer Esiason	64	29	346	45.3	5.41	1	1.6	3	4.7	30	10-58	48.0
BENGALS	64	29	346	45.3	5.41	1	1.6	3	4.7	30	10-58	48.0
OPPONENTS	116	61	817	52.6	7.04	4	3.4	5	4.3	44	10-68	68.8

* *NOTE: The two-point conversion was not instituted in the NFL until 1994.*

** *NOTE: All defensive statistics above are press box statistics produced at the games.*

1990 POSTSEASON STATISTICS

POSTSEASON RECORD: 1-1

HEAD COACH: SAM WYCHE
REGULAR-SEASON RECORD: 9-7
(1ST IN AFC CENTRAL)

DATE	W-L	SCORE	OPPONENT	ATTENDANCE
1-6-91*	W	41-14	HOUSTON	60,012
1-13-91**	L	10-20	at L.A. Raiders	92,045

* AFC Wild Card Playoff
** AFC Divisional Playoff

TEAM STATISTICS	BENGALS	OPPONENTS
TOTAL FIRST DOWNS	36	33
Rushing	22	15
Passing	12	18
Penalty	2	0
3rd Down: Made-Att.	9-25	7-20
3rd Down: Pct.	36.0	35.0
4th Down: Made-Att.	2-2	1-2
4th Down: Pct.	100.0	50.0
POSSESSION AVG.	34:01	25:59
TOTAL NET YARDS	531	615
Avg. Per Game	265.5	307.5
Total Plays	117	103
Avg. Per Play	4.5	6.0
NET YARDS RUSHING	311	302
Avg. Per Game	155.5	151.0
Total Rushes	73	45
NET YARDS PASSING	220	313
Avg. Per Game	110.0	156.5
Sacked-Yards Lost	4-46	4-24
Gross Yards	266	337
Att.-Completions	40-23	54-27
Completion Pct.	57.5	50.0
Had Intercepted	0	2
PUNTS-AVG.	8-49.1	8-41.9
Net Punting Avg.	41.8	34.1
PENALTIES-YARDS	5-45	5-33
FUMBLES-BALLS LOST	2-0	2-1
TOUCHDOWNS	6	4
Rushing	3	0
Passing	3	4
Returns	0	0

SCORE BY PERIODS	1	2	3	4	OT	PTS
BENGALS	10	13	14	14	0	51
OPPONENTS	0	7	10	17	0	34

SCORING	TD	TD-R	TD-P	TD-Rt	PAT	FG	S	PTS
Jim Breech	0	0	0	0	6-6	3-3	0	15
Eric Ball	1	1	0	0	—	—	0	6
Boomer Esiason	1	1	0	0	—	—	0	6
Harold Green	1	0	1	0	—	—	0	6
Stanford Jennings	1	0	1	0	—	—	0	6
Eric Kattus	1	0	1	0	—	—	0	6
Ickey Woods	1	1	0	0	—	—	0	6
BENGALS	6	3	3	0	6-6	3-3	0	51
OPPONENTS	4	0	4	0	4-4	2-2	0	34

Two-point conversions: *NA.

Fumbles-lost: David Fulcher 1-0, Stanford Jennings 1-0. BENGALS 2-0, OPPONENTS 2-1.

RUSHING	ATT	YDS	AVG	LG	TD
Ickey Woods	17	84	4.9	18	1
Boomer Esiason	7	68	9.7	14	1
Harold Green	11	55	5.0	12	0
Eric Ball	12	47	3.9	14	1
James Brooks	17	43	2.5	14	0
Stanford Jennings	6	16	2.7	10	0
Erik Wilhelm	3	-2	-0.7	0	0
BENGALS	73	311	4.3	18	3
OPPONENTS	45	302	6.7	34	0

RECEIVING	REC	YDS	AVG	LG	TD
Rodney Holman	4	102	25.5	46	0
Eddie Brown	4	32	8.0	15	0
Stanford Jennings	3	23	7.7	12	1
Tim McGee	3	23	7.7	19	0
Ickey Woods	3	18	6.0	9	0
Eric Kattus	2	19	9.5	10	1
Harold Green	2	15	7.5	13	1
James Brooks	1	22	22.0	22	0
Mike Barber	1	12	12.0	12	0
BENGALS	23	266	11.6	46	3
OPPONENTS	27	337	12.5	41t	4

INTERCEPTIONS	NO	YDS	AVG	LG	TD
David Fulcher	2	54	27.0	43	0
BENGALS	2	54	27.0	43	0
OPPONENTS	0	0	—	—	0

PUNTING	NO	YDS	AVG	NET	TB	IN-20	LG	BLK.
Lee Johnson	8	393	49.1	41.8	0	1	64	0
BENGALS	8	393	49.1	41.8	0	1	64	0
OPPONENTS	8	335	41.9	34.1	1	4	52	0

PUNT RETURNS	NO	FC	YDS	AVG	LG	TD
Mitchell Price	3	0	42	14.0	34	0
BENGALS	3	0	42	14.0	34	0
OPPONENTS	4	2	59	14.8	19	0

KICKOFF RETURNS	NO	YDS	AVG	LG	TD
Stanford Jennings	4	86	21.5	30	0
Eric Ball	2	42	21.0	28	0
Eddie Brown	1	12	12.0	12	0
BENGALS	7	140	20.0	30	0
OPPONENTS	7	132	18.9	37	0

FIELD GOALS	1-19	20-29	30-39	40-49	50+
Jim Breech	0-0	2-2	1-1	0-0	0-0
BENGALS	0-0	2-2	1-1	0-0	0-0
OPPONENTS	0-0	1-1	0-0	1-1	0-0

Jim Breech: (27G, 30G), (27G).
Opponents: (—), (49G, 25G).

DEFENSE**	ST	AT	TT	SKS-YDS	INT-YDS	PD	FF	FR-YDS
Barney Bussey	12	0	12	0-0	0-0	0	0	0-0
Eric Thomas	8	1	9	0-0	0-0	1	0	0-0
David Grant	7	2	9	1-5	0-0	2	0	0-0
David Fulcher	5	4	9	0-0	2-54	4	0	0-0
James Francis	6	2	8	0-0	0-0	1	0	1-0
Tim Krumrie	6	1	7	0-0	0-0	0	0	0-0
Kevin Walker	4	1	5	0-0	0-0	0	0	0-0
Carl Zander	4	1	5	1-10	0-0	1	0	0-0
Lewis Billups	4	0	4	0-0	0-0	1	0	0-0
Rod Jones	3	1	4	0-0	0-0	1	0	0-0
Skip McClendon	3	1	4	0-0	0-0	0	0	0-0
Leon White	3	0	3	0-0	0-0	0	0	0-0
Solomon Wilcots	1	1	2	0-0	0-0	1	0	0-0
Jason Buck	1	0	1	1-3	0-0	0	0	0-0
Carl Carter	1	0	1	0-0	0-0	0	0	0-0
(team)	—	—	—	1-6	—	—	—	—

SPECIAL TEAMS**	ST	AT	TT	FF	FR-YDS	BP	BFG	BXP
Ed Brady	3	0	3	0	0-0	0	0	0
Carl Zander	1	1	2	0	0-0	0	0	0
Eric Ball	1	0	1	0	0-0	0	0	0
Leo Barker	1	0	1	0	0-0	0	0	0
Barney Bussey	1	0	1	0	0-0	0	0	0
Carl Carter	1	0	1	0	0-0	0	0	0
Mitchell Price	1	0	1	0	0-0	0	0	0
Natu Tuatagaloa	1	0	1	0	0-0	0	0	0
Kevin Walker	0	1	1	0	0-0	0	0	0

MISCELLANEOUS DEFENSE**	ST	AT	TT	FF	FR-YDS
(none)	0	0	0	0	0-0

PASSING	ATT	CMP	YDS	CMP%	YDS/ATT	TD	TD%	INT	INT%	LG	SKD-YDS	RAT
Boomer Esiason	35	22	254	62.9	7.26	3	8.6	0	0.0	46	4-46	113.3
Erik Wilhelm	5	1	12	20.0	2.40	0	0.0	0	0.0	12	0-0	39.6
BENGALS	40	23	266	57.5	6.65	3	7.5	0	0.0	46	4-46	102.7
OPPONENTS	54	27	337	50.0	6.24	4	7.4	2	3.7	41t	4-24	79.0

* *NOTE: The two-point conversion was not instituted in the NFL until 1994.*

** *NOTE: All defensive statistics above are press box statistics produced at the games.*

2005 POSTSEASON STATISTICS

POSTSEASON RECORD: 0-1

HEAD COACH: MARVIN LEWIS
REGULAR-SEASON RECORD: 11-5
(1ST IN AFC NORTH)

DATE	W-L	SCORE	OPPONENT	ATTENDANCE
1-8-06*	L	17-31	PITTSBURGH	65,870

* AFC Wild Card Playoff

TEAM STATISTICS	BENGALS	OPPONENTS
TOTAL FIRST DOWNS	19	19
Rushing	4	9
Passing	13	8
Penalty	2	2
3rd Down: Made-Att.	9-16	6-11
3rd Down Pct.	56.3	54.5
4th Down: Made-Att.	0-1	0-0
4th Down Pct.	0.0	—
POSSESSION AVG.	31:03	28:57
TOTAL NET YARDS	327	346
Avg. Per Game	327.0	346.0
Total Plays	65	56
Avg. Per Play	5.0	6.2
NET YARDS RUSHING	84	144
Avg. Per Game	84.0	144.0
Total Rushes	20	34
NET YARDS PASSING	243	202
Avg. Per Game	243.0	202.0
Sacked-Yards Lost	4-20	1-6
Gross Yards	263	208
Att.-Completions	41-25	21-14
Completion Pct.	61.0	66.7
Had Intercepted	2	0
PUNTS-AVG.	3-43.7	3-47.0
Net Punting Avg.	36.7	35.3
PENALTIES-YARDS	7-90	6-39
FUMBLES-BALLS LOST	2-0	0-0
TOUCHDOWNS	2	4
Rushing	1	1
Passing	1	3
Returns	0	0

SCORE BY PERIODS	1	2	3	4	OT	PTS
BENGALS	10	7	0	0	0	17
OPPONENTS	0	14	14	3	0	31

SCORING	TD	TD-R	TD-P	TD-Rt	K-PAT	FG	S	PTS
T.J. Houshmandzadeh	1	0	1	0	—	—	0	6
Rudi Johnson	1	1	0	0	—	—	0	6
Shayne Graham	0	0	0	0	2-2	1-1	0	5
BENGALS	2	1	1	0	2-2	1-1	0	17
OPPONENTS	4	1	3	0	4-4	1-1	0	31

Two-point conversions: None. BENGALS 0-0 (0-0 R, 0-0 P), OPPONENTS 0-0 (0-0 R, 0-0 P).

Fumbles-lost: Jon Kitna 1-0, Brad St. Louis 1-0. BENGALS 2-0, OPPONENTS 0-0.

RUSHING	ATT	YDS	AVG	LG	TD
Rudi Johnson	13	56	4.3	20t	1
Jon Kitna	4	25	6.3	12	0
Chris Perry	2	3	1.5	2	0
Kyle Larson	1	0	0.0	0	0
BENGALS	20	84	4.2	20t	1
OPPONENTS	34	144	4.2	26	1

RECEIVING	REC	YDS	AVG	LG	TD
Chris Perry	6	11	1.8	6	0
Kevin Walter	5	73	14.6	24	0
Chad Johnson	4	59	14.8	24	0
T.J. Houshmandzadeh	4	25	6.3	8	1
Rudi Johnson	2	14	7.0	11	0
Matt Schobel	2	11	5.5	8	0
Chris Henry	1	66	66.0	66	0
Reggie Kelly	1	4	4.0	4	0
BENGALS	25	263	10.5	66	1
OPPONENTS	14	208	14.9	54	3

INTERCEPTIONS	NO	YDS	AVG	LG	TD
(none)	0	0	—	—	0
BENGALS	0	0	—	—	0
OPPONENTS	2	31	15.5	22	0

PUNTING	NO	YDS	AVG	NET	TB	IN-20	LG	BLK.
Kyle Larson	3	131	43.7	36.7	0	0	51	0
BENGALS	3	131	43.7	36.7	0	0	51	0
OPPONENTS	3	141	47.0	35.3	1	1	49	0

PUNT RETURNS	NO	FC	YDS	AVG	LG	TD
Keiwan Ratliff	2	0	15	7.5	8	0
BENGALS	2	0	15	7.5	8	0
OPPONENTS	2	0	21	10.5	14	0

KICKOFF RETURNS	NO	YDS	AVG	LG	TD
Tab Perry	5	119	23.8	32	0
Kevin Walter	1	8	8.0	8	0
BENGALS	6	127	21.2	32	0
OPPONENTS	4	94	23.5	36	0

FIELD GOALS	1-19	20-29	30-39	40-49	50+
Shayne Graham	0-0	1-1	0-0	0-0	0-0
BENGALS	0-0	1-1	0-0	0-0	0-0
OPPONENTS	0-0	1-1	0-0	0-0	0-0

Shayne Graham: (23G).
Opponents: (21G).

DEFENSE*	ST	AT	TT	SKS-YDS	INT-YDS	PD	FF	FR-YDS
David Pollack	5	3	8	1-6	0-0	0	0	0-0
Odell Thurman	3	5	8	0-0	0-0	0	0	0-0
Kevin Kaesviharn	4	2	6	0-0	0-0	0	0	0-0
Ifeanyi Ohalete	4	0	4	0-0	0-0	0	0	0-0
Deltha O'Neal	4	0	4	0-0	0-0	1	0	0-0
Tory James	3	1	4	0-0	0-0	0	0	0-0
Brian Simmons	3	1	4	0-0	0-0	0	0	0-0
Justin Smith	3	1	4	0-0	0-0	0	0	0-0
Robert Geathers	2	0	2	0-0	0-0	1	0	0-0
Landon Johnson	0	2	2	0-0	0-0	0	0	0-0
Bryan Robinson	1	0	1	0-0	0-0	0	0	0-0
Rashad Bauman	0	1	1	0-0	0-0	0	0	0-0
Hannibal Navies	0	1	1	0-0	0-0	0	0	0-0
Shaun Smith	0	1	1	0-0	0-0	0	0	0-0

SPECIAL TEAMS*	ST	AT	TT	FF	FR-YDS	BP	BFG	BXP
Tony Stewart	2	0	2	0	0-0	0	0	0
Patrick Body	1	0	1	0	0-0	0	0	0
Shayne Graham	1	0	1	0	0-0	0	0	0
Anthony Mitchell	1	0	1	0	0-0	0	0	0
Marcus Wilkins	1	0	1	0	0-0	0	0	0

MISCELLANEOUS DEFENSE*	ST	AT	TT	FF	FR-YDS
T.J. Houshmandzadeh	2	0	2	0	0-0

PASSING	ATT	CMP	YDS	CMP%	YDS/ATT	TD	TD%	INT	INT%	LG	SKD-YDS	RAT
Jon Kitna	40	24	197	60.0	4.93	1	2.5	2	5.0	24	4-20	60.1
Carson Palmer	1	1	66	100.0	66.00	0	0.0	0	0.0	66	0-0	118.8
BENGALS	41	25	263	61.0	6.41	1	2.4	2	4.9	66	4-20	67.4
OPPONENTS	21	14	208	66.7	9.90	3	14.3	0	0.0	54	1-6	138.5

* *NOTE: All defensive statistics above are press box statistics produced at the games.*

2009 POSTSEASON STATISTICS

POSTSEASON RECORD: 0-1

HEAD COACH: MARVIN LEWIS
REGULAR-SEASON RECORD: 10-6
(1ST IN AFC NORTH)

DATE	W-L	SCORE	OPPONENT	ATTENDANCE
1-9-10*	L	14-24	N.Y. JETS	63,686

* AFC Wild Card Playoff

TEAM STATISTICS	BENGALS	OPPONENTS
TOTAL FIRST DOWNS	18	15
Rushing	6	7
Passing	7	8
Penalty	5	0
3rd Down: Made-Att.	5-14	3-12
3rd Down Pct.	35.7	25.0
4th Down: Made-Att.	0-1	0-0
4th Down Pct.	0.0	—
POSSESSION AVG.	26:58	33:02
TOTAL NET YARDS	281	353
Avg. Per Game	281.0	353.0
Total Plays	61	56
Avg. Per Play	4.6	6.3
NET YARDS RUSHING	171	171
Avg. Per Game	171.0	171.0
Total Rushes	22	41
NET YARDS PASSING	110	182
Avg. Per Game	110.0	182.0
Sacked-Yards Lost	3-36	0-0
Gross Yards	146	182
Att.-Completions	36-18	15-12
Completion Pct.	50.0	80.0
Had Intercepted	1	0
PUNTS-AVG.	4-48.0	7-31.4
Net Punting Avg.	36.5	28.1
PENALTIES-YARDS	6-55	9-76
FUMBLES-BALLS LOST	2-1	0-0
TOUCHDOWNS	2	3
Rushing	1	2
Passing	1	1
Returns	0	0

SCORE BY PERIODS	1	2	3	4	OT	PTS
BENGALS	7	0	0	7	0	14
OPPONENTS	0	14	7	3	0	24

SCORING	TD	TD-R	TD-P	TD-Rt	K-PAT	FG	S	PTS
Cedric Benson	1	1	0	0	—	—	0	6
Laveranues Coles	1	0	1	0	—	—	0	6
Shayne Graham	0	0	0	0	2-2	0-2	0	2
BENGALS	2	1	1	0	2-2	0-2	0	14
OPPONENTS	3	2	1	0	3-3	1-1	0	24

Two-point conversions: BENGALS 0-0 (0-0 R, 0-0 P), OPPONENTS 0-0 (0-0 R, 0-0 P).

Fumbles-lost: Laveranues Coles 1-1, Carson Palmer 1-0. BENGALS 2-1, OPPONENTS 0-0.

RUSHING	ATT	YDS	AVG	LG	TD
Cedric Benson	21	169	8.0	47t	1
Carson Palmer	1	2	2.0	2	0
BENGALS	22	171	7.8	47t	1
OPPONENTS	41	171	4.2	39t	2

RECEIVING	REC	YDS	AVG	LG	TD
Laveranues Coles	6	48	8.0	13	1
Quan Cosby	3	26	8.7	14	0
Cedric Benson	3	12	4.0	5	0
Chad Johnson	2	28	14.0	19	0
Andre Caldwell	2	25	12.5	13	0
Brian Leonard	2	7	3.5	6	0
BENGALS	18	146	8.1	19	1
OPPONENTS	12	182	15.2	45t	1

INTERCEPTIONS	NO	YDS	AVG	LG	TD
(none)	0	0	—	—	0
BENGALS	0	0	—	—	0
OPPONENTS	1	20	20.0	20	0

PUNTING	NO	YDS	AVG	NET	TB	IN-20	LG	BLK.
Kevin Huber	4	192	48.0	36.5	1	0	56	0
BENGALS	4	192	48.0	36.5	1	0	56	0
OPPONENTS	7	220	31.4	28.1	0	3	37	0

PUNT RETURNS	NO	FC	YDS	AVG	LG	TD
Rico Murray	1	0	23	23.0	23	0
Quan Cosby	0	3	0	—	—	0
BENGALS	1	3	23	23.0	23	0
OPPONENTS	2	1	26	13.0	15	0

KICKOFF RETURNS	NO	YDS	AVG	LG	TD
Brian Leonard	3	54	18.0	25	0
Bernard Scott	2	74	37.0	56	0
BENGALS	5	128	25.6	56	0
OPPONENTS	3	56	18.7	31	0

FIELD GOALS	1-19	20-29	30-39	40-49	50+
Shayne Graham	0-0	0-1	0-1	0-0	0-0
BENGALS	0-0	0-1	0-1	0-0	0-0
OPPONENTS	0-0	1-1	0-0	0-0	0-0

Shayne Graham: (35WL, 28WR).

Opponents: (20G).

DEFENSE*	ST	AT	TT	SKS-YDS	INT-YDS	PD	FF	FR-YDS
Chinedum Ndukwe	7	3	10	0-0	0-0	0	0	0-0
Dhani Jones	4	3	7	0-0	0-0	0	0	0-0
Leon Hall	4	2	6	0-0	0-0	0	0	0-0
Johnathan Joseph	3	2	5	0-0	0-0	0	0	0-0
Tank Johnson	2	3	5	0-0	0-0	0	0	0-0
Jonathan Fanene	4	0	4	0-0	0-0	0	0	0-0
Chris Crocker	3	1	4	0-0	0-0	0	0	0-0
Keith Rivers	3	1	4	0-0	0-0	0	0	0-0
Brandon Johnson	1	3	4	0-0	0-0	2	0	0-0
Domata Peko	1	3	4	0-0	0-0	0	0	0-0
Robert Geathers	1	2	3	0-0	0-0	0	0	0-0
Morgan Trent	1	1	2	0-0	0-0	0	0	0-0

SPECIAL TEAMS*	ST	AT	TT	FF	FR-YDS	BP	BFG	BXP
Michael Johnson	1	1	2	0	0-0	0	0	0
Keith Rivers	1	0	1	0	0-0	0	0	0
Dan Skuta	1	0	1	0	0-0	0	0	0
Brandon Johnson	0	1	1	0	0-0	0	0	0
Brian Leonard	0	1	1	0	0-0	0	0	0
Morgan Trent	0	1	1	0	0-0	0	0	0

MISCELLANEOUS DEFENSE*	ST	AT	TT	FF	FR-YDS
J.P. Foschi	1	0	1	0	0-0
Dennis Roland	1	0	1	0	0-0

PASSING	ATT	CMP	YDS	CMP%	YDS/ATT	TD	TD%	INT	INT%	LG	SKD-YDS	RAT
Carson Palmer	36	18	146	50.0	4.06	1	2.8	1	2.8	19	3-36	58.3
BENGALS	36	18	146	50.0	4.06	1	2.8	1	2.8	19	3-36	58.3
OPPONENTS	15	12	182	80.0	12.13	1	6.7	0	0.0	45t	0-0	139.4

* *NOTE: All defensive statistics above are press box statistics produced at the games.*

2011 POSTSEASON STATISTICS

POSTSEASON RECORD: 0-1

HEAD COACH: MARVIN LEWIS
REGULAR-SEASON RECORD: 9-7
(3RD IN AFC NORTH; WILD CARD QUALIFIER)

DATE	W-L	SCORE	OPPONENT	ATTENDANCE
1-7-12*	L	10-31	at Houston	71,725

* AFC Wild Card Playoff

TEAM STATISTICS	BENGALS	OPPONENTS
TOTAL FIRST DOWNS	21	19
Rushing	8	9
Passing	11	9
Penalty	2	1
3rd Down: Made-Att.	6-13	6-12
3rd Down Pct.	46.2	50.0
4th Down: Made-Att.	0-2	0-0
4th Down Pct.	0.0	—
POSSESSION AVG.	30:17	29:43
TOTAL NET YARDS	300	340
Avg. Per Game	300.0	340.0
Total Plays	65	57
Avg. Per Play	4.6	6.0
NET YARDS RUSHING	76	188
Avg. Per Game	76.0	188.0
Total Rushes	19	35
NET YARDS PASSING	224	152
Avg. Per Game	224.0	152.0
Sacked-Yards Lost	4-33	2-7
Gross Yards	257	159
Att.-Completions	42-27	20-11
Completion Pct.	64.3	55.0
Had Intercepted	3	0
PUNTS-AVG.	3-48.3	5-50.2
Net Punting Avg.	3-44.3	5-42.2
PENALTIES-YARDS	3-25	5-87
FUMBLES-BALLS LOST	1-0	0-0
TOUCHDOWNS	1	4
Rushing	1	2
Passing	0	1
Returns	0	1

SCORE BY PERIODS	1	2	3	4	OT	PTS
BENGALS	7	3	0	0	0	10
OPPONENTS	7	10	7	7	0	31

SCORING	TD	TD-R	TD-P	TD-Rt	K-PAT	FG	S	PTS
Cedric Benson	1	1	0	0	—	—	0	6
Mike Nugent	0	0	0	0	1-1	1-2	0	4
BENGALS	1	1	0	0	1-1	1-2	0	10
OPPONENTS	4	2	1	1	4-4	1-1	0	31

Two-point conversions: None. BENGALS 0-0 (0-0 R, 0-0 P), OPPONENTS 0-0 (0-0 R, 0-0 P).

Fumbles-lost: Andy Dalton 1-0. BENGALS 1-0, OPPONENTS 0-0.

RUSHING	ATT	YDS	AVG	LG	TD
Brian Leonard	3	34	11.3	19	0
Andy Dalton	3	17	5.7	15	0
Cedric Benson	7	14	2.0	7	1
Bernard Scott	6	11	1.8	4	0
BENGALS	19	76	4.0	19	1
OPPONENTS	35	188	5.4	42t	2

RECEIVING	REC	YDS	AVG	LG	TD
Brian Leonard	6	36	6.0	16	0
A.J. Green	5	47	9.4	21	0
Jermaine Gresham	5	46	9.2	16	0
Jerome Simpson	3	33	11.0	16	0
Bernard Scott	3	29	9.7	11	0
Ryan Whalen	2	24	12.0	20	0
Donald Lee	1	36	36.0	36	0
Andrew Hawkins	1	8	8.0	8	0
Cedric Benson	1	-2	-2.0	-2	0
BENGALS	27	257	9.5	36	0
OPPONENTS	11	159	14.5	40t	1

INTERCEPTIONS	NO	YDS	AVG	LG	TD
(none)	0	0	—	—	0
BENGALS	0	0	—	—	0
OPPONENTS	3	28	9.3	29t	1

PUNTING	NO	YDS	AVG	NET	TB	IN-20	LG	BLK.
Kevin Huber	3	145	48.3	44.3	0	1	55	0
BENGALS	3	145	48.3	44.3	0	1	55	0
OPPONENTS	5	251	50.2	42.2	1	2	56	0

PUNT RETURNS	NO	FC	YDS	AVG	LG	TD
Brandon Tate	3	1	20	6.7	8	0
BENGALS	3	1	20	6.7	8	0
OPPONENTS	3	0	12	4.0	7	0

KICKOFF RETURNS	NO	YDS	AVG	LG	TD
Brandon Tate	1	22	22.0	22	0
BENGALS	1	22	22.0	22	0
OPPONENTS	0	0	—	—	0

FIELD GOALS	1-19	20-29	30-39	40-49	50+
Mike Nugent	0-0	0-0	1-1	0-0	0-1
BENGALS	0-0	0-0	1-1	0-0	0-1
OPPONENTS	0-0	0-0	1-1	0-0	0-0

Mike Nugent: (50WR, 37G).

Opponents: (39G).

DEFENSE*	ST	AT	TT	SKS-YDS	INT-YDS	PD	FF	FR-YDS
Thomas Howard	6	0	6	0-0	0-0	0	0	0-0
Jonathan Fanene	5	1	6	0-0	0-0	1	0	0-0
Reggie Nelson	5	1	6	1-7	0-0	0	0	0-0
Manny Lawson	4	1	5	0-0	0-0	0	0	0-0
Adam Jones	4	0	4	0-0	0-0	0	0	0-0
Domata Peko	4	0	4	0-0	0-0	0	0	0-0
Geno Atkins	3	1	4	1-0	0-0	0	0	0-0
Nate Clements	3	0	3	0-0	0-0	1	0	0-0
Robert Geathers	2	1	3	0-0	0-0	0	0	0-0
Rey Maualuga	1	2	3	0-0	0-0	0	0	0-0
Chris Crocker	2	0	2	0-0	0-0	1	0	0-0
Kelly Jennings	2	0	2	0-0	0-0	0	0	0-0
Frostee Rucker	1	1	2	0-0	0-0	0	0	0-0
Carlos Dunlap	1	0	1	0-0	0-0	0	0	0-0
Dan Skuta	1	0	1	0-0	0-0	0	0	0-0

SPECIAL TEAMS*	ST	AT	TT	FF	FR-YDS	BP	BFG	BXP
Clark Harris	1	0	1	0	0-0	0	0	0
Jeromy Miles	1	0	1	0	0-0	0	0	0
Gibril Wilson	1	0	1	0	0-0	0	0	0

MISCELLANEOUS DEFENSE*	ST	AT	TT	FF	FR-YDS
(none)	0	0	0	0	0-0

PASSING	ATT	CMP	YDS	CMP%	YDS/ATT	TD	TD%	INT	INT%	LG	SKD-YDS	RAT
Andy Dalton	42	27	257	64.3	6.12	0	0.0	3	7.1	36	4-33	51.4
BENGALS	42	27	257	64.3	6.12	0	0.0	3	7.1	36	4-33	51.4
OPPONENTS	20	11	159	55.0	7.95	1	5.0	0	0.0	40t	2-7	97.7

* *NOTE: All defensive statistics above are press box statistics produced at the games.*

2012 POSTSEASON STATISTICS

POSTSEASON RECORD: 0-1

HEAD COACH: MARVIN LEWIS
REGULAR-SEASON RECORD: 10-6
(2ND IN AFC NORTH; WILD CARD QUALIFIER)

DATE	W-L	SCORE	OPPONENT	ATTENDANCE
1-5-13*	L	13-19	at Houston	71,738

* AFC Wild Card Playoff

TEAM STATISTICS	BENGALS	OPPONENTS
TOTAL FIRST DOWNS	12	24
Rushing	5	8
Passing	5	13
Penalty	2	3
3rd Down: Made-Att.	0-9	8-17
3rd Down Pct.	0.0	47.1
4th Down: Made-Att.	1-2	0-1
4th Down Pct.	50.0	0.0
POSSESSION AVG.	21:11	38:49
TOTAL NET YARDS	198	420
Avg. Per Game	198.0	420.0
Total Plays	48	77
Avg. Per Play	4.1	5.5
NET YARDS RUSHING	80	158
Avg. Per Game	80.0	158.0
Total Rushes	16	39
NET YARDS PASSING	118	262
Avg. Per Game	118.0	262.0
Sacked-Yards Lost	2-9	0-0
Gross Yards	127	262
Att.-Completions	30-14	38-29
Completion Pct.	46.7	76.3
Had Intercepted	1	1
PUNTS-AVG.	5-46.6	3-42.0
Net Punting Avg.	5-43.8	3-38.0
PENALTIES-YARDS	5-51	7-55
FUMBLES-BALLS LOST	1-0	0-0
TOUCHDOWNS	1	1
Rushing	0	1
Passing	0	0
Returns	1	0

SCORE BY PERIODS	1	2	3	4	OT	PTS
BENGALS	0	7	3	3	0	13
OPPONENTS	3	6	7	3	0	19

SCORING	TD	TD-R	TD-P	TD-Rt	K-PAT	FG	S	PTS
Josh Brown	0	0	0	0	1-1	2-2	0	7
Leon Hall	1	0	0	1	—	—	0	6
BENGALS	1	0	0	1	1-1	2-2	0	13
OPPONENTS	1	1	0	0	1-1	4-4	0	19

Two-point conversions: None. BENGALS 0-0 (0-0 R, 0-0 P), OPPONENTS 0-0 (0-0 R, 0-0 P).

Fumbles-lost: Brandon Tate 1-0. BENGALS 1-0, OPPONENTS 0-0.

RUSHING	ATT	YDS	AVG	LG	TD
BenJarvus Green-Ellis	11	63	5.7	29	0
Andy Dalton	4	15	3.8	12	0
Brian Leonard	1	2	2.0	2	0
BENGALS	16	80	5.0	29	0
OPPONENTS	39	158	4.1	17	1

RECEIVING	REC	YDS	AVG	LG	TD
A.J. Green	5	80	16.0	45	0
Marvin Jones	3	34	11.3	15	0
Andrew Hawkins	2	15	7.5	8	0
Jermaine Gresham	2	7	3.5	6	0
BenJarvus Green-Ellis	2	-9	-4.5	-3	0
BENGALS	14	127	9.1	45	0
OPPONENTS	29	262	9.0	22	0

INTERCEPTIONS	NO	YDS	AVG	LG	TD
Leon Hall	1	21	21.0	21t	1
BENGALS	1	21	21.0	21t	1
OPPONENTS	1	14	14.0	14	0

PUNTING	NO	YDS	AVG	NET	TB	IN-20	LG	BLK.
Kevin Huber	5	233	46.6	43.8	0	3	53	0
BENGALS	5	233	46.6	43.8	0	3	53	0
OPPONENTS	3	126	42.0	38.0	0	1	48	0

PUNT RETURNS	NO	FC	YDS	AVG	LG	TD
Brandon Tate	2	0	12	6.0	12	0
Adam Jones	1	0	0	0.0	0	0
BENGALS	3	0	12	4.0	12	0
OPPONENTS	2	3	14	7.0	11	0

KICKOFF RETURNS	NO	YDS	AVG	LG	TD
Adam Jones	4	103	25.8	34	0
Cedric Peerman	1	10	10.0	10	0
Brandon Tate	1	43	43.0	43	0
BENGALS	6	156	26.0	43	0
OPPONENTS	2	47	23.5	26	0

FIELD GOALS	1-19	20-29	30-39	40-49	50+
Josh Brown	0-0	0-0	1-1	1-1	0-0
BENGALS	0-0	0-0	1-1	1-1	0-0
OPPONENTS	0-0	3-3	0-0	1-1	0-0

Josh Brown: (34G, 47G).

Opponents: (48G, 27G, 22G, 24G).

DEFENSE*	ST	AT	TT	SKS-YDS	INT-YDS	PD	FF	FR-YDS
Reggie Nelson	9	1	10	0-0	0-0	0	0	0-0
Rey Maualuga	6	4	10	0-0	0-0	0	0	0-0
Nate Clements	8	1	9	0-0	0-0	0	0	0-0
Terence Newman	7	0	7	0-0	0-0	1	0	0-0
Vontaze Burfict	4	2	6	0-0	0-0	0	0	0-0
Leon Hall	4	0	4	0-0	1-21	1	0	0-0
Pat Sims	4	0	4	0-0	0-0	0	0	0-0
Domata Peko	3	1	4	0-0	0-0	0	0	0-0
Robert Geathers	2	2	4	0-0	0-0	0	0	0-0
Carlos Dunlap	2	1	3	0-0	0-0	0	0	0-0
Geno Atkins	1	2	3	0-0	0-0	0	0	0-0
Manny Lawson	2	0	2	0-0	0-0	0	0	0-0
Michael Johnson	1	1	2	0-0	0-0	0	0	0-0
Emmanuel Lamur	1	1	2	0-0	0-0	0	0	0-0
Adam Jones	1	0	1	0-0	0-0	1	0	0-0
Dan Skuta	1	0	1	0-0	0-0	0	0	0-0
Wallace Gilberry	0	1	1	0-0	0-0	0	0	0-0

SPECIAL TEAMS*	ST	AT	TT	FF	FR-YDS	BP	BFG	BXP
Ryan Whalen	2	0	2	0	0-0	0	0	0
Clark Harris	1	0	1	0	0-0	0	0	0
Cedric Peerman	1	0	1	0	0-0	0	0	0

MISCELLANEOUS DEFENSE*	ST	AT	TT	FF	FR-YDS
Clint Boling	1	0	1	0	0-0

PASSING	ATT	CMP	YDS	CMP%	YDS/ATT	TD	TD%	INT	INT%	LG	SKD-YDS	RAT
Andy Dalton	30	14	127	46.7	4.23	0	0.0	1	3.3	45	2-9	44.7
BENGALS	30	14	127	46.7	4.23	0	0.0	1	3.3	45	2-9	44.7
OPPONENTS	38	29	262	76.3	6.89	0	0.0	1	2.6	22	0-0	83.4

* *NOTE: All defensive statistics above are press box statistics produced at the games.*

POSTSEASON GAME SUMMARIES

1970 SEASON

AFC DIVISIONAL PLAYOFF

Baltimore Colts 17, Cincinnati Bengals 0

Saturday, Dec. 26, 1970 at Memorial Stadium

In their first season in the NFL after two in the American Football League, the Bengals made a furious run to reach the playoffs, winning their last seven games after a 1-6 start and claiming the first AFC Central Division title. But the powerful Colts, who would go on to defeat Dallas in Super Bowl V, were too much for Cincinnati. Legendary Baltimore QB Johnny Unitas threw TD passes to WRs Roy Jefferson and Ed Hinton in the first and fourth quarters, and the Baltimore defense came through on a cold, windy day, limiting Cincinnati to 63 yards rushing and 76 passing. Colts rookie RB Norm Bulaich rushed for 116 yards on 25 carries. Jim O'Brien, the Colts kicker from the University of Cincinnati, kicked a 44-yard FG. O'Brien would wind up making the game-winning FG as time expired in Super Bowl V. Cincinnati's lone scoring attempt, a 50-yard FG try by K Horst Muhlmann, was blocked by LB Ray May.

SCORE BY PERIODS	1	2	3	4	OT	PTS.
Cincinnati	0	0	0	0	—	0
Baltimore	7	3	0	7	—	17

TEAM — SCORING PLAY	QTR.-LEFT
Balt. — Jefferson 45 pass from Unitas (O'Brien kick)	1-0:59
Balt. — O'Brien 44 field goal	2-7:37
Balt. — Hinton 53 pass from Unitas (O'Brien kick)	4-7:07

Missed FGs: O'Brien (50B, 44WR), Muhlmann (50B).
Attendance: 51,127. **Time:** 2:19.

TEAM STATISTICS	CIN.	BALT.
First downs	7	15
Third down conversions-attempts	3-14	6-14
Total net yards	139	299
Net yards rushing	63	170
Net yards passing	76	129
Pass attempts-completions-interceptions	21-8-1	17-6-0
Sacks against-yards lost	3-17	2-16
Punts-average	8-39.1	6-38.3
Punt returns-yards	2-6	7-28
Kickoff returns-yards	3-46	1-0
Penalties-yards	1-5	6-63
Fumbles-lost	1-0	0-0
Time of possession	NA	NA

RUSHING

CIN.	ATT	YDS	LG	TD	BALT.	ATT	YDS	LG	TD
Robinson	5	25	9	0	Bulaich	25	116	13	0
Carter	2	16	9	0	Nowatzke	10	25	6	0
Phillips	10	12	4	0	Unitas	2	18	17	0
Lewis	3	10	9	0	Hill	3	11	8	0
Johnson	2	0	3	0	Jefferson	3	5	8	0
					Havrilak	3	0	1	0
					Hinton	1	-5	-5	0
TOTALS	22	63	9	0	TOTALS	47	170	17	0

PASSING

CIN.	ATT	CMP	YDS	TD-I	BALT.	ATT	CMP	YDS	TD-I
Carter	20	7	64	0-1	Unitas	17	6	145	2-0
Wyche	1	1	29	0-0					
TOTALS	21	8	93	0-1	TOTALS	17	6	145	2-0

RECEIVING

CIN.	NO	YDS	LG	TD	BALT.	NO	YDS	LG	TD
Myers	4	66	29	0	Hinton	3	86	53t	1
Phillips	2	12	6	0	Jefferson	2	51	45t	1
Thomas	1	9	9	0	Mackey	1	8	8	0
Johnson	1	6	6	0					
TOTALS	8	93	29	0	TOTALS	6	145	53t	2

DEFENSE

Cincinnati (press box stats) — ST-AT-TT: Bergey 7-7-14, Chomyszak 5-6-11, Avery 5-4-9, Beauchamp 6-2-8, Berry 4-4-8, Dyer 3-5-8, Reid 6-1-7, Carpenter 4-2-6, Parrish 4-0-4, Smith 3-0-3, Roman 2-1-3, Baccaglio 2-0-2, Lamb 1-1-2, Guillory 1-0-1, Johnson 1-0-1, Peterson 1-0-1, Riley 0-1-1. SKS.-YDS.: Berry 1-8, Chomyszak 1-8. INT.-YDS.: None. PD: Riley 2, Berry 1, Chomyszak 1, Parrish 1. FF: NA. FR-YDS.: None.

Baltimore (press box stats) — ST-AT-TT: M.Curtis 5-3-8, Volk 6-1-7, May 5-0-5, Hilton 1-4-5, Duncan 3-1-4, Bi.Smith 3-1-4, Logan 2-1-3, Bu.Smith 2-1-3, Hendricks 1-1-2, Miller 1-1-2, Grant 2-0-2, Gardin 1-0-1, Newsome 1-0-1, Nichols 1-0-1. SKS.-YDS.: Bu.Smith 1-9, Miller 1-3, Hilton 0.5-2.5, Bi.Smith 0.5-2.5. INT.-YDS.: M.Curtis 1-0. PD: Duncan 3, Logan 2, Stukes 2, M.Curtis 1, Volk 1. FF: NA. FR-YDS.: None.

1973 SEASON

AFC DIVISIONAL PLAYOFF

Miami Dolphins 34, Cincinnati Bengals 16

Sunday, Dec. 23, 1973 at the Orange Bowl

As was the case in their first postseason appearance three years earlier, the Bengals lost in the opening playoff round to the team that would go on to win the Super Bowl. The Bengals had tied Pittsburgh at 10-4 atop the AFC Central Division and won the title by virtue of a better AFC record. Miami took the first step toward a Super Bowl VIII win over Minnesota by outgaining Cincinnati 400-194 in net yards and posting 27 first downs to Cincinnati's 11. Cincinnati trailed only 21-16 at halftime after being down 21-3 midway through the second quarter, but the Dolphins shut out Cincinnati in the second half while getting a seven-yard TD pass from QB Bob Griese to TE Jim Mandich and a pair of FGs from K Garo Yepremian. Miami RB Mercury Morris rushed for 106 yards on 20 carries and FB Larry Csonka had 71 yards on 20 carries. The Bengals did not score an offensive TD, getting their only TD on a 45-yard INT return by S Neal Craig.

SCORE BY PERIODS	1	2	3	4	OT	PTS.
Cincinnati	3	13	0	0	—	16
Miami	14	7	10	3	—	34

TEAM — SCORING PLAY	QTR.-LEFT
Mia. — Warfield 13 pass from Griese (Yepremian kick)	1-9:37
Cin. — Muhlmann 24 field goal	1-5:38
Mia. — Csonka 1 run (Yepremian kick)	1-0:21
Mia. — Morris 4 run (Yepremian kick)	2-7:37
Cin. — Craig 45 interception return (Muhlmann kick)	2-3:26
Cin. — Muhlmann 46 field goal	2-0:08
Cin. — Muhlmann 12 field goal	2-0:04
Mia. — Mandich 7 pass from Griese (Yepremian kick)	3-9:42
Mia. — Yepremian 50 field goal	3-4:48
Mia. — Yepremian 46 field goal	4-11:20

Missed FGs: None. **Attendance:** 74,770. **Time:** 2:36.

TEAM STATISTICS	CIN.	MIA.
First downs	11	27
Third down conversions-attempts	5-14	10-14
Total net yards	194	400
Net yards rushing	97	241
Net yards passing	97	159
Pass attempts-completions-interceptions	27-14-1	19-11-2
Sacks against-yards lost	3-16	0-0
Punts-average	7-36.3	2-49.0
Punt returns-yards	2-26	2-6
Kickoff returns-yards	2-42	2-14
Penalties-yards	2-19	1-5
Fumbles-lost	0-0	2-1
Time of possession	NA	NA

RUSHING

CIN.	ATT	YDS	LG	TD	MIA.	ATT	YDS	LG	TD
Clark	7	40	15	0	Morris	20	106	18	1
Anderson	3	26	22	0	Csonka	20	71	12	1
E.Johnson	2	17	14	0	Kiick	10	51	27	0
Elliott	7	15	5	0	Leigh	1	8	8	0
Curtis	1	-1	-1	0	Nottingham	1	5	5	0
TOTALS	20	97	22	0	TOTALS	52	241	27	2

PASSING

CIN.	ATT	CMP	YDS	TD-I	MIA.	ATT	CMP	YDS	TD-I
Anderson	27	14	113	0-1	Griese	18	11	159	2-1
					Briscoe	1	0	0	0-1
TOTALS	27	14	113	0-1	TOTALS	19	11	159	2-2

RECEIVING

CIN.	NO	YDS	LG	TD	MIA.	NO	YDS	LG	TD
Elliott	9	53	16	0	Warfield	4	95	48	1
Joiner	2	33	18	0	Mandich	3	28	13	1
Clark	2	18	12	0	Kiick	3	19	8	0
Curtis	1	9	9	0	Briscoe	1	17	17	0
TOTALS	14	113	18	0	TOTALS	11	159	48	2

DEFENSE

Cincinnati (press box stats) — ST-AT-TT: Bergey 7-5-12, Carpenter 7-5-12, Beauchamp 9-2-11, Casanova 9-1-10, Berry 5-1-6, White 5-0-5, Riley 4-1-5, Avery 3-2-5, Craig 3-2-5, Parrish 3-2-5, Pritchard 3-2-5, Adams 1-0-1, DeLeone 1-0-1, Jackson 1-0-1, LeClair 1-0-1, Trumpy 1-0-1, Reid 0-1-1. SKS.-YDS.: None. INT.-YDS.: Craig 1-45, Casanova 1-0. PD: Casanova 1, Craig 1, White 1. FF: NA. FR-YDS.: LeClair 1-0.

Miami (press box stats) — ST-AT-TT: Kolen 6-2-8, Scott 5-2-7, Anderson 5-1-6, Den Herder 5-1-6, Matheson 3-3-6, Bouniconti 3-1-4, Mumphord 2-2-4, Stanfill 2-2-4, Heinz 1-2-3, Bannon 2-0-2, Swift 1-1-2, M.Moore 0-2-2, Babb 1-0-1, Ball 1-0-1, Mandich 1-0-1, Johnson 0-1-1. SKS.-YDS.: Matheson 2-11, Stanfill 1-5. INT.-YDS.: Anderson 1-19. PD: Scott 2, Anderson 1, Johnson 1, Matheson 1. FF: NA. FR-YDS.: None.

1975 SEASON

AFC DIVISIONAL PLAYOFF

Oakland Raiders 31, Cincinnati Bengals 28

Sunday, Dec. 28, 1975 at Oakland Coliseum

The 1975 Bengals posted the best regular-season winning percentage in franchise history (.786), and they led the NFL in passing yards. But their 11-3 record earned them only a Wild Card spot behind 12-2 Pittsburgh in the AFC Central Division, and they drew a road game at 12-2 Oakland in the first playoff round. QB Ken Stabler, who went on to lead the Raiders to the AFC Championship game for the third straight year, passed for three TDs against Cincinnati. The Bengals closed a 31-14 fourth-quarter deficit to 31-28 with QB Ken Anderson's TD passes of 25 and 14 yards to WRs Charlie Joiner and Isaac Curtis, and Cincinnati had a chance to win after DT Ron Carpenter recovered a Raiders fumble on the Oakland 38 with 4:19 left. But a sack by future Hall-of-Fame LB Ted Hendricks helped the Raiders hold the Bengals without a first down, and after failing on a fourth-down try, the Bengals never regained possession. Stabler completed 17 of 23 attempts for 199 yards, three TDs and just one INT, while the Raiders totaled for 173 yards rushing. Anderson completed 17 of 27 passes for 201 yards, two TDs and no INTs, but was sacked five times.

SCORE BY PERIODS	1	2	3	4	OT	PTS.
Cincinnati	0	7	7	14	—	28
Oakland	3	14	7	7	—	31

TEAM — SCORING PLAY	QTR.-LEFT
Oak. — Blanda 27 field goal	1-2:13
Oak. — Siani 9 pass from Stabler (Blanda kick)	2-12:53
Cin. — Fritts 1 run (Green kick)	2-5:50
Oak. — Moore 8 pass from Stabler (Blanda kick)	2-1:54
Oak. — Banaszak 6 run (Blanda kick)	3-10:00
Cin. — Elliott 6 run (Green kick)	3-4:46
Oak. — Casper 2 pass from Stabler (Blanda kick)	4-13:03
Cin. — Joiner 25 pass from Anderson (Green kick)	4-10:13
Cin. — Curtis 14 pass from Anderson (Green kick)	4-5:44

Missed FGs: Blanda (41SH, 21B). **Attendance:** 53,039. **Time:** 2:50.

TEAM STATISTICS	CIN.	OAK.
First downs	17	27
Third down conversions-attempts	3-11	6-14
Total net yards	258	358
Net yards rushing	97	173
Net yards passing	161	185
Pass attempts-completions-interceptions	27-17-0	23-17-1
Sacks against-yards lost	5-40	1-14
Punts-average	6-35.8	1-38.0
Punt returns-yards	1-7	4-64
Kickoff returns-yards	4-71	5-121
Penalties-yards	5-37	7-64
Fumbles-lost	1-0	2-1
Time of possession	NA	NA

RUSHING

CIN.	ATT	YDS	LG	TD	OAK.	ATT	YDS	LG	TD
Clark	8	46	10	0	Davis	16	63	18	0
Elliott	4	25	9	1	Banaszak	17	62	18	1
Fritts	6	14	6	1	Hubbard	12	33	8	0
Anderson	3	12	8	0	J.Phillips	3	16	8	0
E.Johnson	3	0	6	0	Van Eeghen	1	3	3	0
Williams	1	0	0	0	Stabler	2	-4	-2	0
TOTALS	25	97	10	2	TOTALS	51	173	18	1

PASSING

CIN.	ATT	CMP	YDS	TD-I	OAK.	ATT	CMP	YDS	TD-I
Anderson	27	17	201	2-0	Stabler	23	17	199	3-1
TOTALS	27	17	201	2-0	TOTALS	23	17	199	3-1

RECEIVING

CIN.	NO	YDS	LG	TD	OAK.	NO	YDS	LG	TD
Clark	4	38	26	0	Moore	6	57	17	1
Myers	3	67	37	0	Branch	5	89	36	0
Joiner	3	60	28	1	Siani	3	35	15	1
Curtis	3	20	14t	1	Davis	2	16	10	0
Coslet	2	14	9	0	Casper	1	2	2t	1
Elliott	1	9	9	0					
Trumpy	1	-7	-7	0					
TOTALS	17	201	37	2	TOTALS	17	199	36	3

DEFENSE

Cincinnati (press box stats) — ST-AT-TT: LeClair 13-0-13, Jackson 9-0-9, Casanova 7-0-7, Pritchard 7-0-7, Riley 4-0-4, White 4-0-4, Beauchamp 3-0-3, K.Johnson 3-0-3, Brown 2-0-2, Carpenter 2-0-2, Parrish 2-0-2, Cousino 1-0-1, Green 1-0-1, Harris 1-0-1, Novak 1-0-1. SKS.-YDS.: Brown 1-14. INT.-YDS.: Riley 1-34. PD: Riley 2, Casanova 1, Jackson 1, LeClair 1, Parrish 1. FF: NA. FR-YDS.: Carpenter 1-0.

Oakland (press box stats) — ST-AT-TT: Hendricks 7-0-7, Johnson 5-0-5, C.Phillips 5-0-5, Irons 4-1-5, Colzie 4-0-4, Thoms 4-0-4, Villapiano 3-1-4, Sistrunk 3-0-3, Thomas 3-0-3, Atkinson 2-0-2, Jones 2-0-2, Tatum 2-0-2, Banaszak 1-0-1, Dennery 1-0-1, Van Eeghen 1-0-1. SKS.-YDS.: Hendricks 3-26, Thoms 1-8, Sistrunk 1-6. INT.-YDS.: None. PD: Johnson 3, Colzie 2, Thomas 2, C.Phillips 1, Tatum 1, Villapiano 1. FF: NA. FR-YDS.: None.

1981 SEASON

AFC DIVISIONAL PLAYOFF

Cincinnati Bengals 28, Buffalo Bills 21

Sunday, Jan. 3, 1982 at Riverfront Stadium

It took four tries, but the AFC Central Division Champion Bengals finally won a playoff game — their first-ever at home — when they held off a rallying Bills Wild Card team, taking the first step toward Super Bowl XVI. Cincinnati, which failed to produce a postseason win in its first three playoff appearances — in 1970, '73 and '75 — lost leads of 14-0 and 21-14 before eventually winning with what was a solid performance by the entire team. The offense didn't yield a turnover while the defense intercepted two Buffalo passes, and the special teams played soundly the entire game. QB Ken Anderson, who was the NFL's top-rated quarterback and its consensus MVP in the regular season, connected on a 16-yard TD pass to rookie WR Cris Collinsworth with 10:39 remaining in the fourth quarter to break a tie and take a 28-21 lead. The Bills were again poised to tie the game and set up an overtime period after driving 50 yards to the Bengals' 20 with just over three minutes left. But a costly delay-of-game penalty on fourth down led to giving the ball back to Cincinnati, and Buffalo was unable to mount another serious threat. Anderson completed 14 of 21 passes for 192 yards and directed a 305-yard attack, and TE Dan Ross recorded a game-high six receptions for 71 yards. The Bills held Bengals FB Pete Johnson, who had a career-high 1077 rushing yards in the regular season, to just 45 yards on 17 carries. But HB Charles Alexander — Johnson's blocker for the majority of the regular season — responded for Cincinnati with a season-high 72 yards, with two TD runs.

SCORE BY PERIODS	1	2	3	4	OT	PTS.
Buffalo	0	7	7	7	—	21
Cincinnati	14	0	7	7	—	28

TEAM — SCORING PLAY	QTR.-LEFT
Cin. — Alexander 4 run (Breech kick)	1-8:56
Cin. — Johnson 1 run (Breech kick)	1-2:40
Buff. — Cribbs 1 run (Mike-Mayer kick)	2-0:20
Buff. — Cribbs 44 run (Mike-Mayer kick)	3-10:23
Cin. — Alexander 20 run (Breech kick)	3-6:56
Buff. — Butler 21 pass from Ferguson (Mike-Mayer kick)	4-14:52
Cin. — Collinsworth 16 pass from Anderson (Breech kick)	4-10:39

Missed FGs: Breech (33B). **Attendance:** 55,420. **Time:** 2:50.

TEAM STATISTICS	BUFF.	CIN.
First downs	21	22
Third down conversions-attempts	3-9	6-11
Total net yards	336	305
Net yards rushing	134	136
Net yards passing	202	169
Pass attempts-completions-interceptions	31-15-2	21-14-0
Sacks against-yards lost	0-0	4-23
Punts-average	3-42.0	4-44.5
Punt returns-yards	2-8	1-27
Kickoff returns-yards	5-82	4-94
Penalties-yards	6-56	5-44
Fumbles-lost	0-0	0-0
Time of possession	28:19	31:41

RUSHING

BUFF.	ATT	YDS	LG	TD	CIN.	ATT	YDS	LG	TD
Cribbs	15	90	44t	2	Alexander	13	72	20t	2
Hooks	9	30	7	0	Johnson	17	45	9	1
Leaks	3	12	6	0	Anderson	2	15	13	0
Brown	1	2	2	0	A.Griffin	1	4	4	0
TOTALS	28	134	44t	2	TOTALS	33	136	20t	3

PASSING

BUFF.	ATT	CMP	YDS	TD-I	CIN.	ATT	CMP	YDS	TD-I
Ferguson	31	15	202	1-2	Anderson	21	14	192	1-0
TOTALS	31	15	202	1-2	TOTALS	21	14	192	1-0

RECEIVING

BUFF.	NO	YDS	LG	TD	CIN.	NO	YDS	LG	TD
Butler	4	98	54	1	Ross	6	71	18	0
Lewis	3	38	19	0	Johnson	3	23	9	0
Brammer	3	23	11	0	Collinsworth	2	24	16t	1
Leaks	2	16	9	0	Kreider	1	42	42	0
Hooks	2	15	9	0	Curtis	1	22	22	0
Jessie	1	12	12	0	Alexander	1	10	10	0
TOTALS	15	202	54	1	TOTALS	14	192	42	1

DEFENSE

Buffalo (press box stats) — ST-AT-TT: Haslett 3-6-9, Robertson 5-3-8, Simpson 2-5-7, Villapiano 2-5-7, Freeman 4-2-6, Sanford 3-1-4, Smerlas 2-2-4, White 1-3-4, Kush 1-2-3, Brown 1-1-2, Nixon 1-1-2, Ritcher 1-1-2, Johnson 1-0-1, Jones 1-0-1, Kadish 1-0-1, Romes 1-0-1, C.Williams 1-0-1, Cater 0-1-1, B.Williams 0-1-1. SKS.-YDS.: Johnson 1-NA, Smerlas 1-NA, White 1-NA, B.Williams 1-NA. INT.-YDS.: None. PD: Romes 2, Simpson 2, Freeman 1, Kush 1, Sanford 1. FF: None. FR-YDS.: None.

Cincinnati (press box stats) — ST-AT-TT: B.Harris 6-2-8, Cameron 3-4-7, Williams 2-4-6, Browner 4-1-5, Hicks 3-2-5, LeClair 2-3-5, Edwards 2-2-4, Kemp 0-4-4, Breeden 3-0-3, Dinkel 1-2-3, R.Griffin 2-0-2, Riley 2-0-2, Simmons 1-1-2, Whitley 1-1-2, Davis 0-2-2, Fuller 1-0-1, Verser 1-0-1, Bush 0-1-1. SKS.-YDS.: None. INT.-YDS.: B.Harris 1-16, Riley 1-0. PD: Breeden 4, Kemp 3, Riley 2, Williams 2, Cameron 1, B.Harris 1, LeClair 1. FF: None. FR-YDS.: None.

1981 SEASON

AFC CHAMPIONSHIP

"The Freezer Bowl"
Cincinnati Bengals 27, San Diego Chargers 7
Sunday, Jan. 10, 1982 at Riverfront Stadium

This game not only brought the Bengals their first AFC Championship and a berth in Super Bowl XVI, it was played in conditions that made the 46,302 fans on hand feel like champions themselves. With a frigid temperature of minus-9 degrees, winds gusting from 20 to 35 miles per hour and an incredible wind-chill factor of minus-59, this famous game became known as the "Freezer Bowl." To this day, no NFL game has been played with a wind chill so cold. More than 13,000 ticket holders stayed home, but those who came saw the Bengals dominate their opponents from sunny San Diego. The Bengals first attacked them mentally, as every Cincinnati offensive and defensive lineman — along with FB Pete Johnson — took the psychological initiative to tough the cold and play in short sleeves. The teams were relatively even in yards gained with Cincinnati leading 318-301, but the Bengals won the turnover battle 4-0 with two INTs and two FRs. Chargers QB Dan Fouts struggled more in the arctic atmosphere than Bengals QB Ken Anderson, who completed 14 of 22 passes for 161 yards, two TDs and no INTs. Only one player suffered a weather-related injury in the game — Bengals DE Eddie Edwards with a frostbitten right ear.

SCORE BY PERIODS	1	2	3	4	OT	PTS.
San Diego	0	7	0	0	—	7
Cincinnati	10	7	3	7	—	27

TEAM — SCORING PLAY		QTR.-LEFT
Cin.	— Breech 31 field goal	1-8:05
Cin.	— M.Harris 8 pass from Anderson (Breech kick)	1-7:06
S.D.	— Winslow 33 pass from Fouts (Benirschke kick)	2-13:34
Cin.	— Johnson 1 run (Breech kick)	2-9:57
Cin.	— Breech 38 field goal	3-7:47
Cin.	— Bass 3 pass from Anderson (Breech kick)	4-6:52

Missed FGs: Benirschke (37SH, 50SH). **Attendance:** 46,302. **Time:** 2:47.

TEAM STATISTICS	S.D.	CIN.
First downs	18	19
Third down conversions-attempts	5-12	5-11
Total net yards	301	318
Net yards rushing	128	143
Net yards passing	173	175
Pass attempts-completions-interceptions	28-15-2	23-15-0
Sacks against-yards lost	2-12	0-0
Punts-average	2-29.5	3-30.6
Punt returns-yards	1-7	0-0
Kickoff returns-yards	7-132	1-40
Penalties-yards	2-15	3-25
Fumbles-lost	4-2	3-1
Time of possession	29:42	30:18

RUSHING

S.D.	ATT	YDS	LG	TD	CIN.	ATT	YDS	LG	TD
Muncie	23	94	11	0	Johnson	21	80	11	1
Brooks	6	23	9	0	Alexander	9	22	4	0
Fouts	1	6	6	0	Anderson	5	39	13	0
Cappelletti	1	5	5	0	Collinsworth	1	2	2	0
TOTALS	31	128	11	0	TOTALS	36	143	13	1

PASSING

S.D.	ATT	CMP	YDS	TD-I	CIN.	ATT	CMP	YDS	TD-I
Fouts	28	15	185	1-2	Anderson	22	14	161	2-0
					Thompson	1	1	14	0-0
TOTALS	28	15	185	1-2	TOTALS	23	15	175	2-0

RECEIVING

S.D.	NO	YDS	LG	TD	CIN.	NO	YDS	LG	TD
Chandler	6	79	25	0	Ross	5	69	19	0
Winslow	3	47	33t	1	Alexander	3	25	16	0
Joiner	3	41	21	0	Collinsworth	2	28	16	0
Brooks	2	5	4	0	Curtis	2	28	15	0
Sievers	1	13	13	0	Johnson	1	14	14	0
					M.Harris	1	8	8t	1
					Bass	1	3	3t	1
TOTALS	15	185	33t	1	TOTALS	15	175	19	2

DEFENSE

San Diego (press box stats) — ST-AT-TT: King 6-3-9, Johnson 7-1-8, Kelcher 5-1-6, Edwards 4-1-5, Lowe 4-0-4, Woodcock 3-1-4, Young 3-1-4, Buchanon 2-1-3, Laslavic 2-1-3, Shaw 2-1-3, M.Williams 2-1-3, Horn 2-0-2, Preston 1-1-2, Fouts 1-0-1, Jones 1-0-1, Ferguson 0-1-1. SKS.-YDS.: None. INT.-YDS.: None. PD: Shaw 2, Buchanon 1, Edwards 1, King 1, Lowe 1. FF: Buchanon 1, Edwards 1. FR-YDS.: Buchanon 1-8.

Cincinnati (press box stats) — ST-AT-TT: Hicks 8-1-9, Browner 6-3-9, Williams 5-2-7, Cameron 3-4-7, B.Harris 5-1-6, Breeden 4-1-5, Kemp 3-2-5, LeClair 3-1-4, Whitley 2-2-4, R.Griffin 3-0-3, Dinkel 2-0-2, Frazier 1-1-2, Edwards 1-1-2, Breech 1-0-1, Davis 1-0-1, Fuller 1-0-1, St. Clair 1-0-1, Riley 0-1-1. SKS.-YDS.: Edwards 1-7, B.Harris 1-5. INT.-YDS.: Kemp 1-24, Breeden 1-0. PD: Kemp 4, Riley 3, Breeden 2, Hicks 2, LeClair 2, Bass 1, R.Griffin 1. FF: Cameron 1, Hicks 1, Razzano 1, Williams 1. FR-YDS.: Bass 1-0, Browner 1-0.

1981 SEASON

SUPER BOWL XVI

San Francisco 49ers 26, Cincinnati Bengals 21
Sunday, Jan. 24, 1982 at Pontiac Silverdome (Pontiac, Mich.)

Cincinnati outgained San Francisco by 81 yards (356-275), marking the first time in Super Bowl history the losing team led in scrimmage yardage. Bengals QB Ken Anderson set Super Bowl records (since surpassed) for completions (25) and completion percentage (73.5), and his 300 passing yards nearly doubled the 157 by 49ers QB Joe Montana, the game's MVP. But Cincinnati suffered four turnovers to San Francisco's one, and three of those giveaways led to 17 first-half points for the 49ers, who led 20-0 at intermission. Leading 20-7, San Francisco staged a memorable goal-line stand late in the third quarter, stopping Cincinnati for no gain on three straight plays from the one-yard line. The Bengals still closed the gap to 20-14 with a four-yard TD pass from Anderson to TE Dan Ross with 10:06 left, but the 49ers added FGs of 40 and 23 yards by K Ray Wersching to pull away. Cincinnati crept to within 26-21 with 16 seconds left on a second Anderson-to-Ross TD pass, but San Francisco recovered the Bengals' ensuing onside kick to seal the victory. Wersching's four FGs tied a Super Bowl record (still tied) and Ross' 11 receptions set a Super Bowl record (since tied).

SCORE BY PERIODS	1	2	3	4	OT	PTS.
San Francisco	7	13	0	6	—	26
Cincinnati	0	0	7	14	—	21

TEAM — SCORING PLAY		QTR.-LEFT
S.F.	— Montana 1 run (Wersching kick)	1-5:52
S.F.	— Cooper 11 pass from Montana (Wersching kick)	2-6:53
S.F.	— Wersching 22 field goal	2-0:15
S.F.	— Wersching 26 field goal	2-0:02
Cin.	— Anderson 5 run (Breech kick)	3-11:25
Cin.	— Ross 4 pass from Anderson (Breech kick)	4-10:06
S.F.	— Wersching 40 field goal	4-5:25
S.F.	— Wersching 23 field goal	4-1:57
Cin.	— Ross 3 pass from Anderson (Breech kick)	4-0:16

Missed FGs: None. **Attendance:** 81,270. **Time:** 3:21.

TEAM STATISTICS	S.F.	CIN.
First downs	20	24
Third down conversions-attempts	8-15	6-12
Total net yards	275	356
Net yards rushing	127	72
Net yards passing	148	284
Pass attempts-completions-interceptions	22-14-0	34-25-2
Sacks against-yards lost	1-9	5-16
Punts-average	4-46.3	3-43.7
Punt returns-yards	1-6	4-35
Kickoff returns-yards	2-40	7-52
Penalties-yards	8-65	8-57
Fumbles-lost	2-1	2-2
Time of possession	30:34	29:26

RUSHING

S.F.	ATT	YDS	LG	TD	CIN.	ATT	YDS	LG	TD
Patton	17	55	10	0	Johnson	14	36	5	0
Cooper	9	34	14	0	Alexander	5	17	13	0
Montana	6	18	7	1	Anderson	4	15	6	1
Ring	5	17	7	0	A.Griffin	1	4	4	0
Davis	2	5	4	0					
Clark	1	-2	-2	0					
TOTALS	40	127	14	1	TOTALS	24	72	13	1

PASSING

S.F.	ATT	CMP	YDS	TD-I	CIN.	ATT	CMP	YDS	TD-I
Montana	22	14	157	1-0	Anderson	34	25	300	2-2
TOTALS	22	14	157	1-0	TOTALS	34	25	300	2-2

RECEIVING

S.F.	NO	YDS	LG	TD	CIN.	NO	YDS	LG	TD
Solomon	4	52	20	0	Ross	11	104	16	2
Clark	4	45	17	0	Collinsworth	5	107	49	0
Cooper	2	15	11t	1	Curtis	3	42	21	0
Wilson	1	22	22	0	Kreider	2	36	19	0
Young	1	14	14	0	Johnson	2	8	5	0
Patton	1	6	6	0	Alexander	2	3	3	0
Ring	1	3	3	0					
TOTALS	14	157	22	1	TOTALS	25	300	49	2

DEFENSE

San Francisco (press box stats) — ST-AT-TT: Leopold 6-1-7, Reynolds 6-1-7, Harper 6-0-6, Reese 5-1-6, Williamson 5-0-5, Wright 5-0-5, Lott 4-1-5, Hicks 2-3-5, Stuckey 3-1-4, Board 2-1-3, Gervais 2-1-3, Harty 2-0-2, Turner 2-0-2, Bunz 1-0-1, Cross 1-0-1, Dean 1-0-1, Lawrence 1-0-1, McColl 1-0-1, Puki 0-1-1. SKS.-YDS.: Stuckey 1-6, Dean 1-4, Turner 1-4, Reynolds 1-2, Leopold 1-0. INT.-YDS.: Hicks 1-27, Wright 1-25. PD: Wright 2, Hicks 1. FF: Wright 1. FR-YDS.: McCall 1-0, Thomas 1-0.

Cincinnati (press box stats) — ST-AT-TT: Browner 10-0-10, Breeden 7-0-7, Kemp 6-0-6, Williams 5-1-6, Razzano 4-0-4, Riley 4-0-4, Cameron 3-1-4, Hicks 3-1-4, B.Harris 2-2-4, LeClair 1-2-3, St. Clair 1-2-3, Edwards 2-0-2, Hargrove 1-0-1, R.Griffin 1-0-1, Montoya 1-0-1, Whitley 1-0-1, Wilson 1-0-1, Dinkel 0-1-1. SKS.-YDS.: Browner 1-9. INT.-YDS.: None. PD: Cameron 2, Breeden 1, Riley 1, Williams 1. FF: Montoya 1. FR-YDS.: Simmons 1-0.

1982 SEASON

AFC FIRST-ROUND PLAYOFF

N.Y. Jets 44, Cincinnati Bengals 17

Sunday, Jan. 9, 1983 at Riverfront Stadium

The defending AFC Champion Bengals lost an early 14-3 lead and were dismantled by the underdog Jets. The 7-2 Bengals were the AFC's No. 3 seed in 16-team "Super Bowl Tournament," organized for the strike-shortened regular season. RB Freeman McNeil led No. 6 seed New York, rushing for 202 yards and a TD against Cincinnati's No. 3-ranked rush defense. Cincinnati trailed only 23-17 after three periods, but suffered a particularly demoralizing fourth quarter, which included two INTs (one for a TD), a TD pass nullified by a false start penalty, a missed FG, a lost fumble and two rushing TDs allowed.

SCORE BY PERIODS	1	2	3	4	OT	PTS.
N.Y. Jets	3	17	3	21	—	44
Cincinnati	14	0	3	0	—	17

TEAM — SCORING PLAY	QTR.-LEFT
Cin. — Curtis 32 pass from Anderson (Breech kick)	1-8:30
NYJ — Leahy 32 field goal	1-5:59
Cin. — Ross 2 pass from Anderson (Breech kick)	1-1:46
NYJ — Gaffney 14 pass from McNeil (Leahy kick)	2-12:55
NYJ — Walker 4 pass from Todd (Leahy kick)	2-4:02
NYJ — Leahy 24 field goal	2-0:34
NYJ — Leahy 47 field goal	3-9:30
Cin. — Breech 20 field goal	3-2:28
NYJ — McNeil 20 run (Leahy kick)	4-8:24
NYJ — Ray 98 interception return (Leahy kick)	4-4:50
NYJ — Crutchfield 1 run (Leahy kick)	4-1:56

Missed FGs: Breech (46WR). **Attendance:** 57,560. **Time:** 3:13.

TEAM STATISTICS	NYJ	CIN.
First downs	27	23
Third down conversions-attempts	6-9	7-10
Total net yards	517	395
Net yards rushing	234	62
Net yards passing	283	333
Pass attempts-completions-interceptions	29-21-1	36-26-3
Sacks against-yards lost	0-0	4-21
Punts-average	0-0.0	2-43.0
Punt returns-yards	1-2	0-0
Kickoff returns-yards	4-69	8-138
Penalties-yards	12-95	7-60
Fumbles-lost	2-1	2-1
Time of possession	28:44	31:16

RUSHING

NYJ	ATT	YDS	LG	TD	CIN.	ATT	YDS	LG	TD
McNeil	21	202	35	1	Johnson	9	26	14	0
Dierking	3	11	9	0	A.Griffin	3	17	8	0
Harper	2	9	9	0	Alexander	7	14	6	0
Newton	2	6	4	0	Anderson	2	5	3	0
Todd	3	3	8	0					
Augustyniak	2	2	1	0					
Crutchfield	1	1	1t	1					
TOTALS	34	234	35	2	TOTALS	21	62	14	0

PASSING

NYJ	ATT	CMP	YDS	TD-I	CIN.	ATT	CMP	YDS	TD-I
Todd	28	20	269	1-1	Anderson	35	26	354	2-3
McNeil	1	1	14	1-0	Schonert	1	0	0	0-0
TOTALS	29	21	283	2-1	TOTALS	36	26	354	2-3

RECEIVING

NYJ	NO	YDS	LG	TD	CIN.	NO	YDS	LG	TD
Walker	8	145	49	1	Collinsworth	7	120	53	0
Gaffney	4	50	20	1	Ross	6	89	26	1
Harper	2	35	19	0	Curtis	3	63	32t	1
L.Jones	2	22	12	0	Kreider	3	41	17	0
Dierking	2	9	5	0	A.Griffin	3	14	6	0
Barkum	1	9	9	0	Johnson	3	7	9	0
McNeil	1	9	9	0	M.Harris	1	20	20	0
Augustyniak	1	4	4	0					
TOTALS	21	283	49	2	TOTALS	26	354	53	2

DEFENSE

N.Y. Jets (press box stats) — ST-AT-TT: Mehl 9-1-10, Neil 7-0-7, Schroy 6-0-6, Crable 3-3-6, Buttle 4-0-4, Jackson 4-0-4, Holmes 3-0-3, Ray 3-0-3, Lynn 2-0-2, Sohn 2-0-2, Lyons, 1-1-2, Salaam 1-1-2, Barber 1-0-1, Bennett 1-0-1, Gastineau 1-0-1, Johnson 1-0-1, B.Jones 1-0-1, Newton 1-0-1, Shuler 1-0-1, Woodring 1-0-1. SKS.-YDS.: Salaam 1-8, Lynn 1-7, Gastineau 1-4, Lyons 1-2. INT.-YDS.: Lynn 2-40, Ray 1-98. PD: Lynn 2, Crable 1, Ray 1. FF: Bennett 1, B.Jones 1. FR-YDS.: Crable 1-0.

Cincinnati (press box stats) — ST-AT-TT: Cameron 8-0-8, Browner 6-2-8, Williams 6-1-7, Riley 5-1-6, R.Griffin 5-0-5, Kemp 5-0-5, Fuller 4-0-4, B.Harris 4-0-4, LeClair 2-2-4, Breeden 1-2-3, Edwards 2-0-2, Hicks 2-0-2, Simmons 2-0-2, Davis 1-0-1, Frazier 1-0-1, Jackson 1-0-1, Munoz 1-0-1, Ross 1-0-1, Verser 1-0-1, Whitley 1-0-1, Razzano 0-1-1. SKS.-YDS.: None. INT.-YDS.: Riley 1-0. PD: Kemp 1, Riley 1, Whitley 1. FF: Kemp 2. FR-YDS.: Fuller 1-20.

1988 SEASON

AFC DIVISIONAL PLAYOFF

Cincinnati Bengals 21, Seattle Seahawks 13

Saturday, Dec. 31, 1988 at Riverfront Stadium

Unbeaten at home in eight regular-season games, the AFC Central Division Champion Bengals ran their Riverfront Stadium mark to 9-0 by rushing for a season-high 254 yards. They scored all three of their TDs in the first half and withstood a 13-point Seattle fourth quarter. The Seahawks pulled to within 21-13 on QB Dave Krieg's one-yard sneak with 6:05 to play, but K Norm Johnson's missed PAT left the visitors still two scores short, as the two-point conversion would not be added to NFL rules until 1994. The victory earned the Bengals their first trip to the AFC Championship game since the 1981 season. Bengals rookie FB Ickey Woods rushed for 126 yards on 23 carries, and his one-yard TD run midway through the second quarter gave Cincinnati a 21-0 halftime lead. A pair of three-yard TD runs in the first and second quarters by FB Stanley Wilson opened the Bengals' scoring. Wilson added 45 rushing yards on seven attempts, while HB James Brooks rushed for 72 yards on 13 attempts. Cincinnati's defense held Seattle to just 22 yards rushing the entire game and only 49 total net yards in the first half. The Bengals stayed on the ground to win, getting only seven completions from QB Boomer Esiason, the NFL's top-rated quarterback and its consensus MVP in the regular season, and only one reception from WR Eddie Brown, who led the AFC in the regular season with 1273 receiving yards.

SCORE BY PERIODS	1	2	3	4	OT	PTS.
Seattle	0	0	0	13	—	13
Cincinnati	7	14	0	0	—	21

TEAM — SCORING PLAY	QTR.-LEFT
Cin. — Wilson 3 run (Breech kick)	1-9:11
Cin. — Wilson 3 run (Breech kick)	2-11:35
Cin. — Woods 1 run (Breech kick)	2-7:40
Sea. — Williams 7 pass from Krieg (Johnson kick)	4-11:40
Sea. — Krieg 1 run (kick failed)	4-6:05

Missed FGs: None. **Attendance:** 58,560. **Time:** 3:12.

TEAM STATISTICS	SEA.	CIN.
First downs	19	22
Third down conversions-attempts	2-12	6-13
Total net yards	294	345
Net yards rushing	22	254
Net yards passing	272	91
Pass attempts-completions-interceptions	50-24-2	19-7-0
Sacks against-yards lost	3-25	2-17
Punts-average	6-44.1	6-46.0
Punt returns-yards	5-30	3-19
Kickoff returns-yards	3-66	3-54
Penalties-yards	5-45	2-29
Fumbles-lost	1-1	3-2
Time of possession	24:41	35:19

RUSHING

SEA.	ATT	YDS	LG	TD	CIN.	ATT	YDS	LG	TD
Warner	7	15	8	0	Woods	23	126	30	1
Williams	8	6	3	0	Brooks	13	72	26	0
Krieg	1	1	1t	1	Wilson	7	45	20	2
					Esiason	4	11	11	0
TOTALS	16	22	8	1	TOTALS	47	254	30	3

PASSING

SEA.	ATT	CMP	YDS	TD-I	CIN.	ATT	CMP	YDS	TD-I
Krieg	50	24	297	1-2	Esiason	19	7	108	0-0
Warner	0	0	0	0-0					
TOTALS	50	24	297	1-2	TOTALS	19	7	108	0-0

RECEIVING

SEA.	NO	YDS	LG	TD	CIN.	NO	YDS	LG	TD
Williams	11	137	37	1	Holman	3	44	24	0
Blades	5	78	24	0	Collinsworth	1	30	30	0
Butler	2	40	32	0	Brown	1	23	23	0
Largent	2	17	12	0	Brooks	1	9	9	0
Skansi	1	11	11	0	Riggs	1	2	2	0
Clark	1	8	8	0					
Spagnola	1	7	7	0					
Warner	1	-1	-1	0					
TOTALS	24	297	37	1	TOTALS	7	108	30	0

DEFENSE

Seattle (press box stats) — ST-AT-TT: Robinson 9-2-11, Comeaux 7-1-8, Scholtz 6-1-7, Wyman 6-0-6, Green 5-1-6, Jenkins 3-1-4, Clarke 3-0-3, Woods 3-0-3, Moyer 2-1-3, Nash 2-1-3, Taylor 2-0-2, Dean 1-0-1, Spagnola 1-0-1, Gaines 0-1-1. SKS.-YDS.: Clarke 1-9, Green 1-8. INT.-YDS.: None. PD: Robinson 1, Scholtz 1. FF: Clarke 1, Green 1. FR-YDS.: Nash 1-0.

Cincinnati (press box stats) — ST-AT-TT: Krumrie 5-2-7, Billups 4-2-6, Fulcher 4-1-5, Buck 1-4-5, Thomas 4-0-4, Wilcots 4-0-4, Williams 3-1-4, White 3-0-3, Zander 1-2-3, Dixon 2-0-2, Horton 2-0-2, Grant 1-1-2, Kelly 1-1-2, Skow 1-1-2, Bussey 1-0-1, King 0-1-1. SKS.-YDS.: Williams 1-11, Skow 1-10, Buck 1-4. INT.-YDS.: Thomas 1-0, Wilcots 1-0. PD: Thomas 6, Billups 4, Dixon 1, Fulcher 1, Wilcots 1. FF: Krumrie 1. FR-YDS.: Skow 1-0.

1988 SEASON

AFC CHAMPIONSHIP

Cincinnati Bengals 21, Buffalo Bills 10

Sunday, Jan. 8, 1989 at Riverfront Stadium

The week before the AFC Championship game was filled with controversy, as Bills head coach Marv Levy convinced the NFL office that Bengals head coach Sam Wyche's no-huddle offense was illegal. Cincinnati had developed and employed the no-huddle attack all season, but shortly before kickoff, the league informed the team that game officials would severely restrict its use. Wyche would eventually prevail in this rule book battle. Nevertheless, his offense, forced to abandon its no-huddle tactics for this contest, returned to basics and led the charge in beating Buffalo for a berth in Super Bowl XXIII. It was Cincinnati's third victory of the year over Buffalo, the Bengals having also downed the Bills in the preseason and regular season. Cincinnati won with a punishing rushing game, running the ball on 50 of 73 offensive plays and gaining 175 of its 249 total yards on the ground. Cincinnati's defense recorded a solid performance, holding the Bills to 181 total yards, including just 53 in the second half. Cincinnati made eight of 16 combined third-down and fourth-down conversions while allowing the Bills a debilitating none of 11. Bengals rookie FB Ickey Woods had his second 100-yard rushing game of the postseason, gaining 102 on 29 carries. The Bengals advanced to the Super Bowl from what was, at the time, the worst previous-season finish (4-11) of any Super Bowl qualifier. Even to the present time, only the 1999 St. Louis Rams (4-12 in '98) have gone farther.

SCORE BY PERIODS	1	2	3	4	OT	PTS.
Buffalo	0	10	0	0	—	10
Cincinnati	7	7	0	7	—	21

TEAM — SCORING PLAY	QTR.-LEFT
Cin. — Woods 1 run (Breech kick)	1-1:51
Buff. — Reed 9 pass from Kelly (Norwood kick)	2-13:21
Cin. — Brooks 10 pass from Esiason (Breech kick)	2-2:21
Buff. — Norwood 39 field goal	2-0:22
Cin. — Woods 1 run (Breech kick)	4-14:56

Missed FGs: Norwood (43WL). **Attendance:** 59,747. **Time:** 3:10.

TEAM STATISTICS	BUFF.	CIN.
First downs	10	23
Third down conversions-attempts	0-10	7-15
Total net yards	181	249
Net yards rushing	45	175
Net yards passing	136	74
Pass attempts-completions-interceptions	30-14-3	20-11-2
Sacks against-yards lost	3-27	3-20
Punts-average	6-45.1	6-36.8
Punt returns-yards	1-2	3-24
Kickoff returns-yards	3-57	3-30
Penalties-yards	5-50	4-45
Fumbles-lost	0-0	2-0
Time of possession	20:31	39:29

RUSHING

BUFF.	ATT	YDS	LG	TD	CIN.	ATT	YDS	LG	TD
Mueller	8	21	13	0	Woods	29	102	16	2
Kelly	2	10	5	0	Wilson	5	29	9	0
Thomas	4	6	2	0	Esiason	7	26	29	0
Riddick	1	4	4	0	Jennings	2	12	8	0
Byrum	1	3	3	0	Brooks	7	6	5	0
Harmon	1	1	1	0					
TOTALS	17	45	13	0	TOTALS	50	175	29	2

PASSING

BUFF.	ATT	CMP	YDS	TD-I	CIN.	ATT	CMP	YDS	TD-I
Kelly	30	14	163	1-3	Esiason	20	11	94	1-2
TOTALS	30	14	163	1-3	TOTALS	20	11	94	1-2

RECEIVING

BUFF.	NO	YDS	LG	TD	CIN.	NO	YDS	LG	TD
Reed	5	55	18	1	Holman	4	38	21	0
Riddick	3	28	14	0	Brooks	2	21	11	1
Harmon	3	18	9	0	Riggs	2	16	13	0
T.Johnson	2	48	26	0	McGee	2	14	8	0
Metzelaars	1	14	14	0	Collinsworth	1	5	5	0
TOTALS	14	163	26	1	TOTALS	11	94	21	1

DEFENSE

Buffalo (press box stats) — ST-AT-TT: Talley 7-4-11, Still 9-0-9, Bentley 5-4-9, L.Smith 4-2-6, Bennett 4-1-5, B.Smith 4-1-5, Burroughs 4-0-4, Conlan 3-1-4, Odomes 3-1-4, Radecic 3-1-4, Kelso 2-1-3, Jackson 2-0-2, Cocroft 1-0-1, Davis 1-0-1, Riddick 1-0-1, Ritcher 1-0-1. SKS.-YDS.: B.Smith 2-13, Still 1-7. INT.-YDS.: Kelso 1-25, Bentley 1-0. PD: Bentley 2, Kelso 2, Burroughs 1, Talley 1, Radecic 1. FF: Odomes 1. FR-YDS.: None.

Cincinnati (press box stats) — ST-AT-TT: Krumrie 3-3-6, White 4-1-5, Thomas 4-0-4, Bussey 3-0-3, Barker 2-1-3, Fulcher 1-2-3, Horton 1-2-3, Wilcots 1-2-3, Williams 1-2-3, Buck 2-0-2, Zander 2-0-2, Dixon 1-1-2, Kelly 1-1-2, Grant 1-0-1, Skow 1-0-1, Billups 0-1-1. SKS.-YDS.: Buck 1-10, Grant 1-10, Williams 1-7. INT.-YDS.: Thomas 1-26, Fulcher 1-0, Billups 1-(-3). PD: Thomas 4, Billups 2, Fulcher 2, Wilcots 1. FF: None. FR-YDS.: None.

1988 SEASON

SUPER BOWL XXIII

San Francisco 49ers 20, Cincinnati Bengals 16

Sunday, Jan. 22, 1989 at Joe Robbie Stadium (Miami, Fla.)

NFL commissioner Pete Rozelle termed it the most exciting of the first 23 games in Super Bowl history, and the result regained some respect for the AFC, which had lost the last four contests by an average of more than 27 points. But the dominant emotion of the day still was heartbreak for head coach Sam Wyche's underdog Bengals, who took a 16-13 lead with 3:20 to play on Jim Breech's 40-yard FG before succumbing to a 92-yard, 11-play TD drive led by San Francisco QB Joe Montana. WR John Taylor's game-winning 10-yard TD catch from Montana came with just 34 seconds remaining. Never before had a Super Bowl been won on a TD so late in the game. Cincinnati played without FB Stanley Wilson, who was suspended for a substance abuse violation that occurred the night before the game. In addition, the Bengals played almost the entire contest without All-Pro NT Tim Krumrie, who suffered a severely broken leg early in the first quarter. The teams were tied 3-3 at halftime, tied again at 6-6 late in the third quarter, and then swapped TDs in quick succession. A 93-yard kickoff return by Cincinnati HB Stanford Jennings was countered by a four-play San Francisco TD drive. The third of Breech's three FGs gave Cincinnati its third lead of the day before Montana's final heroics saved the day for the 49ers. San Francisco WR Jerry Rice tied a Super Bowl record with 11 receptions (still tied; originally set by Bengals TE Dan Ross in Super Bowl XVI) for 215 yards and one TD, earning the game's MVP award. Montana completed 23 of 36 passes for 357 yards, two TDs and no INTs. The victory made San Francisco the first NFC team to win three Super Bowls.

SCORE BY PERIODS	1	2	3	4	OT	PTS.
Cincinnati	0	3	10	3	—	16
San Francisco	3	0	3	14	—	20

TEAM — SCORING PLAY	QTR.-LEFT
S.F. — Cofer 41 field goal	1-3:14
Cin. — Breech 34 field goal	2-1:15
Cin. — Breech 43 field goal	3-5:39
S.F. — Cofer 32 field goal	3-0:50
Cin. — Jennings 93 kickoff return (Breech kick)	3-0:34
S.F. — Rice 14 pass from Montana (Cofer kick)	4-14:03
Cin. — Breech 40 field goal	4-3:20
S.F. — Taylor 10 pass from Montana (Cofer kick)	4-0:34

Missed FGs: Cofer (19WL, 49WR). **Attendance:** 75,129. **Time:** 3:24.

TEAM STATISTICS	CIN.	S.F.
First downs	13	23
Third down conversions-attempts	4-13	4-13
Total net yards	229	453
Net yards rushing	106	112
Net yards passing	123	341
Pass attempts-completions-interceptions	25-11-1	36-23-0
Sacks against-yards lost	5-21	4-16
Punts-average	5-44.6	4-37.0
Punt returns-yards	2-5	3-56
Kickoff returns-yards	3-132	5-77
Penalties-yards	7-65	4-32
Fumbles-lost	1-0	4-1
Time of possession	32:43	27:17

RUSHING

CIN.	ATT	YDS	LG	TD	S.F.	ATT	YDS	LG	TD
Woods	20	79	10	0	Craig	17	71	13	0
Brooks	6	24	11	0	Rathman	5	23	11	0
Jennings	1	3	3	0	Montana	4	13	11	0
Esiason	1	0	0	0	Rice	1	5	5	0
TOTALS	28	106	11	0	TOTALS	27	112	13	0

PASSING

CIN.	ATT	CMP	YDS	TD-I	S.F.	ATT	CMP	YDS	TD-I
Esiason	25	11	144	0-1	Montana	36	23	357	2-0
TOTALS	25	11	144	0-1	TOTALS	36	23	357	2-0

RECEIVING

CIN.	NO	YDS	LG	TD	S.F.	NO	YDS	LG	TD
Collinsworth	3	40	23	0	Rice	11	215	44	1
Brown	3	32	17	0	Craig	8	101	40	0
Brooks	2	32	20	0	Frank	2	15	8	0
McGee	2	23	18	0	Rathman	1	16	16	0
Hillary	1	17	17	0	Taylor	1	10	10t	1
TOTALS	11	144	23	0	TOTALS	23	357	44	2

DEFENSE

Cincinnati (press box stats) — ST-AT-TT: Williams 9-1-10, Wilcots 7-0-7, Billups 5-0-5, Fulcher 5-0-5, Bussey 4-1-5, Zander 4-0-4, Buck 3-1-4, Grant 3-0-3, Horton 3-0-3, Thomas 2-1-3, Barker 2-0-2, McClendon 2-0-2, Dixon 1-0-1, White 1-0-1. SKS.-YDS.: Fulcher 1-6, Buck 1-5, Williams 1-3, Grant 1-2. INT.-YDS.: None. PD: Billups 1, Bussey 1, Fulcher 1. FF: Fulcher 1, Horton 1. FR-YDS.: Skow 1-0.

San Francisco (press box stats) — ST-AT-TT: Fagan 6-0-6, Haley 6-0-6, McKyer 6-0-6, Lott 5-0-5, Fuller 4-1-5, Griffin 4-0-4, Carter 3-0-3, Roberts 3-0-3, Fahnhorst 1-1-2, Holt 1-0-1, Romanowski 1-0-1, Stubbs 1-0-1, Turner 1-0-1. SKS.-YDS.: Haley 2-10, Stubbs 1-8, Carter 1-3, Fagan 1-0. INT.-YDS.: Romanowski 1-0. PD: Fuller 1, Griffin 1, Lott 1, Romanowski 1. FF: None. FR-YDS.: None.

1990 SEASON

AFC WILD CARD PLAYOFF

Cincinnati Bengals 41, Houston Oilers 14

Sunday, Jan. 6, 1991 at Riverfront Stadium

Having been involved in a feisty regular-season rivalry with Houston for several years, Cincinnati got the chance to tangle with the Oilers in the postseason and responded with the most lopsided playoff win in team history. The Bengals outgained the Oilers by 123 yards (349-226) and set team postseason records for points (still stands) and victory margin (still stands), using a well-balanced offensive attack. Cincinnati's rushing game outgained Houston 187-67, yet no Bengals rusher totaled more than 57 yards. Cincinnati's passing game added another 162 net yards, yet no Bengals receiver had more than two catches. Houston, however, failed to mount a serious threat the entire game. The Bengals led 34-0 before the Oilers scored their first point late in the third quarter. Ironically, it was the Oilers who helped put the Bengals in the playoffs the previous week. Houston beat Pittsburgh 34-14 in its Sunday night regular-season finale, allowing Cincinnati to win the AFC Central Division tiebreaker (the Bengals, Oilers and Steelers all had finished 9-7).

SCORE BY PERIODS	1	2	3	4	OT	PTS.
Houston	0	0	7	7	—	14
Cincinnati	10	10	14	7	—	41

TEAM — SCORING PLAY	QTR.-LEFT
Cin. — Woods 1 run (Breech kick)	1-8:36
Cin. — Breech 27 field goal	1-1:10
Cin. — Green 2 pass from Esiason (Breech kick)	2-9:18
Cin. — Breech 30 field goal	2-0:43
Cin. — Ball 3 run (Breech kick)	3-11:34
Cin. — Esiason 10 run (Breech kick)	3-11:09
Hou. — Givins 16 pass from Carlson (Garcia kick)	3-5:15
Cin. — Kattus 9 pass from Esiason (Breech kick)	4-14:09
Hou. — Givins 5 pass from Carlson (Garcia kick)	4-6:59

Missed FGs: None. Attendance: 60,012. Time: 3:05.

TEAM STATISTICS	HOU.	CIN.
First downs	13	24
Third down conversions-attempts	2-9	4-13
Total net yards	226	349
Net yards rushing	67	187
Net yards passing	159	162
Pass attempts-completions-interceptions	33-16-1	25-15-0
Sacks against-yards lost	1-6	0-0
Punts-average	6-42.6	3-45.0
Punt returns-yards	1-19	3-42
Kickoff returns-yards	6-114	3-58
Penalties-yards	5-33	4-40
Fumbles-lost	2-1	1-0
Time of possession	20:15	39:45

RUSHING

HOU.	ATT	YDS	LG	TD	CIN.	ATT	YDS	LG	TD
Pinkett	5	43	16	0	Esiason	5	57	14	1
Carlson	4	22	12	0	Green	11	55	12	0
White	4	2	5	0	Ball	7	33	14	1
					Brooks	6	17	14	0
					Jennings	6	16	10	0
					Woods	6	11	4	1
					Wilhelm	3	-2	0	0
TOTALS	13	67	16	0	TOTALS	44	187	14	3

PASSING

HOU.	ATT	CMP	YDS	TD-I	CIN.	ATT	CMP	YDS	TD-I
Carlson	33	16	165	2-1	Esiason	20	14	150	2-0
					Wilhelm	5	1	12	0-0
TOTALS	33	16	165	2-1	TOTALS	25	15	162	2-0

RECEIVING

HOU.	NO	YDS	LG	TD	CIN.	NO	YDS	LG	TD
Givins	6	60	16t	2	Holman	2	51	46	0
Harris	4	37	17	0	McGee	2	23	19	0
Jeffires	2	33	23	0	Kattus	2	19	10	1
Duncan	1	15	15	0	Green	2	15	13	1
Pinkett	1	10	10	0	Jennings	2	15	12	0
Hill	1	5	5	0	Brown	2	14	9	0
White	1	5	5	0	Woods	2	13	9	0
					Barber	1	12	12	0
TOTALS	16	165	23	2	TOTALS	15	162	46	2

DEFENSE

Houston (press box stats) — ST-AT-TT: Kinard 8-4-12, McDowell 7-0-7, Grimsley 4-3-7, Lathon 6-0-6, Dishman 4-1-5, Childress 4-0-4, Meads 3-0-3, Allen 2-0-2, Fuller 2-0-2, S.Jones 2-0-2, D.Smith 2-0-2, Maggs 1-0-1, A.Smith 1-0-1, E.Johnson 0-1-1, R.Johnson 0-1-1. SKS.-YDS.: None. INT.-YDS.: None. PD: McDowell 2, Kinard 1, Lathon 1. FF: None. FR-YDS.: None.

Cincinnati (press box stats) — ST-AT-TT: Thomas 6-1-7, Bussey 5-0-5, Grant 3-1-4, Francis 3-0-3, Jones 2-1-3, Krumrie 2-1-3, Fulcher 0-3-3, Billups 2-0-2, Carter 1-0-1. SKS.-YDS.: (team) 1-6. INT.-YDS.: Fulcher 1-43. PD: Fulcher 2, Grant 2, Billups 1, Francis 1, Jones 1. FF: None. FR-YDS.: Francis 1-0.

1990 SEASON

AFC DIVISIONAL PLAYOFF

L.A. Raiders 20, Cincinnati Bengals 10

Sunday, Jan. 13, 1991 at Los Angeles Coliseum

Los Angeles QB Jay Schroeder, who would join the Bengals as a free agent in 1993, threw two TD passes to help the Raiders defeat Cincinnati and advance to the AFC Championship game. Cincinnati scored first on Jim Breech's 27-yard FG in the second quarter, but Schroeder hit WR Mervyn Fernandez with a 13-yard scoring strike to give Los Angeles a 7-3 halftime lead. The Raiders increased their lead to 10-3 on K Jeff Jaeger's 49-yard FG in the third quarter, and put the game away with 10 unanswered fourth-quarter points on a 41-yard Schroeder pass to TE Ethan Horton and a 25-yard Jaeger FG. The Raiders rushed for 235 yards, including 140 on 21 carries by RB Marcus Allen. DE Greg Townsend had three of the Raiders' four sacks. Raiders RB Bo Jackson, a popular two-sport professional athlete who also played Major League Baseball, rushed for 77 yards on six carries. This game, however, is best remembered by many as the contest that ended Jackson's NFL career. He suffered a hip injury on a tackle by Cincinnati LB Kevin Walker in the third quarter and, though the injury was not considered particularly severe at the time, Jackson never fully recovered to play in the NFL again.

SCORE BY PERIODS	1	2	3	4	OT	PTS.
Cincinnati	0	3	0	7	—	10
L.A. Raiders	0	7	3	10	—	20

TEAM — SCORING PLAY	QTR.-LEFT
Cin. — Breech 27 field goal	2-12:07
LARaid. — Fernandez 13 pass from Schroeder (Jaeger kick)	2-7:29
LARaid. — Jaeger 49 field goal	3-5:41
Cin. — Jennings 8 pass from Esiason (Breech kick)	4-11:49
LARaid. — Horton 41 pass from Schroeder (Jaeger kick)	4-8:52
LARaid. — Jaeger 25 field goal	4-0:19

Missed FGs: None. Attendance: 92,045. Time: 2:35.

TEAM STATISTICS	CIN.	LARaid.
First downs	12	20
Third down conversions-attempts	5-12	5-11
Total net yards	182	389
Net yards rushing	124	235
Net yards passing	58	154
Pass attempts-completions-interceptions	15-8-0	21-11-1
Sacks against-yards lost	4-46	3-18
Punts-average	5-51.6	2-39.5
Punt returns-yards	0-0	3-40
Kickoff returns-yards	4-82	1-18
Penalties-yards	1-5	0-0
Fumbles-lost	1-0	0-0
Time of possession	28:17	31:43

RUSHING

CIN.	ATT	YDS	LG	TD	LARaid.	ATT	YDS	LG	TD
Woods	11	73	18	0	Allen	21	140	20	0
Brooks	11	26	5	0	Jackson	6	77	34	0
Ball	5	14	6	0	Smith	5	18	5	0
Esiason	2	11	8	0					
TOTALS	29	124	18	0	TOTALS	32	235	34	0

PASSING

CIN.	ATT	CMP	YDS	TD-I	LARaid.	ATT	CMP	YDS	TD-I
Esiason	15	8	104	1-0	Schroeder	21	11	172	2-1
TOTALS	15	8	104	1-0	TOTALS	21	11	172	2-1

RECEIVING

CIN.	NO	YDS	LG	TD	LARaid.	NO	YDS	LG	TD
Holman	2	51	40	0	Horton	4	77	41t	1
Brown	2	18	15	0	T.Brown	3	42	26	0
Brooks	1	22	22	0	Fernandez	2	24	13t	1
Jennings	1	8	8t	1	Allen	1	24	24	0
Woods	1	5	5	0	Smith	1	5	5	0
McGee	1	0	0	0					
TOTALS	8	104	40	1	TOTALS	11	172	41t	2

DEFENSE

Cincinnati (press box stats) — ST-AT-TT: Bussey 7-0-7, Fulcher 5-1-6, Grant 4-1-5, Walker 4-1-5, Zander 4-1-5, Francis 3-2-5, Krumrie 4-0-4, McClendon 3-1-4, White 3-0-3, Billups 2-0-2, Thomas 2-0-2, Wilcots 1-1-2, Buck 1-0-1, Jones 1-0-1. SKS.-YDS.: Zander 1-10, Grant 1-5, Buck 1-3. INT.-YDS.: Fulcher 1-11. PD: Fulcher 2, Thomas 1, Wilcots 1, Zander 1. FF: None. FR-YDS.: None.

L.A. Raiders (press box stats) — ST-AT-TT: Ellison 10-1-11, Benson 5-4-9, Golic 5-4-9, Anderson 3-3-6, Harden 4-1-5, Townsend 4-0-4, Davis 3-1-4, McDaniel 3-0-3, Long 2-1-3, Gordon 1-1-2, Robinson 1-0-1, Washington 0-1-1. SKS.-YDS.: Townsend 3-36, Long 1-10. INT.-YDS.: None. PD: Anderson 1, Benson 1, Ellison. FF: None. FR-YDS.: None.

2005 SEASON

AFC WILD CARD PLAYOFF

Pittsburgh Steelers 31, Cincinnati Bengals 17

Sunday, Jan. 8, 2006 at Paul Brown Stadium

The atmosphere was super-charged at Paul Brown Stadium as the AFC North Champion Bengals made their first postseason appearance in 15 years. But Cincinnati was dealt a devastating blow on its second offensive play, as QB Carson Palmer was lost to a serious knee injury while completing his first NFL postseason pass — a club postseason-record 66 yards to WR Chris Henry. Backup QB Jon Kitna took over for Palmer and helped Cincinnati earn a 17-14 halftime lead, but Pittsburgh owned the second half. The Bengals' offense had just six first downs and 105 net yards in the final two periods and failed to score another point. The Steelers used a botched snap on a Bengals FG attempt and two INTs thrown by Kitna to control the second half and claim the first-ever postseason meeting between the divisional rivals. Pittsburgh, which finished second to the Bengals in the AFC North and entered the playoffs as No. 6-seeded Wild Card, went on to win Super Bowl XL.

SCORE BY PERIODS	1	2	3	4	OT	PTS.
Pittsburgh	0	14	14	3	—	31
Cincinnati	10	7	0	0	—	17

TEAM — SCORING PLAY	QTR.-LEFT
Cin. — S.Graham 23 field goal	1-6:54
Cin. — R.Johnson 20 run (S.Graham kick)	1-1:09
Pitt. — W.Parker 19 pass from B.Roethlisberger (J.Reed kick)	2-13:11
Cin. — T.Houshmandzadeh 7 pass from J.Kitna (S.Graham kick)	2-6:13
Pitt. — H.Ward 5 pass from B.Roethlisberger (J.Reed kick)	2-3:48
Pitt. — J.Bettis 5 run (J.Reed kick)	3-5:12
Pitt. — C.Wilson 43 pass from B.Roethlisberger (J.Reed kick)	3-1:13
Pitt. — J.Reed 21 field goal	4-10:29

Missed FGs: None. **Attendance:** 65,870. **Time:** 3:03.

TEAM STATISTICS	PITT.	CIN.
First downs	19	19
Third down conversions-attempts	6-11	9-16
Total net yards	346	327
Net yards rushing	144	84
Net yards passing	202	243
Pass attempts-completions-interceptions	21-14-0	41-25-2
Sacks against-yards lost	1-6	4-20
Punts-average	3-47.0	3-43.7
Punt returns-yards	2-21	2-15
Kickoff returns-yards	4-94	6-127
Penalties-yards	6-39	7-90
Fumbles-lost	0-0	2-0
Time of possession	28:57	31:03

RUSHING

PITT.	ATT	YDS	LG	TD	CIN.	ATT	YDS	LG	TD
J.Bettis	10	52	25	1	R.Johnson	13	56	20t	1
V.Haynes	3	46	26	0	J.Kitna	4	25	12	0
W.Parker	16	38	7	0	C.Perry	2	3	2	0
A.Randle El	1	5	5	0	K.Larson	1	0	0	0
B.Roethlisberger	4	3	6	0					
TOTALS	34	144	26	1	TOTALS	20	84	20t	1

PASSING

PITT.	ATT	CMP	YDS	TD-I	CIN.	ATT	CMP	YDS	TD-I
B.Roethlisberger	19	14	208	3-0	J.Kitna	40	24	197	1-2
J.Bettis	1	0	0	0-0	C.Palmer	1	1	66	0-0
A.Randle El	1	0	0	0-0					
TOTALS	21	14	208	3-0	TOTALS	41	25	263	1-2

RECEIVING

PITT.	NO	YDS	LG	TD	CIN.	NO	YDS	LG	TD
C.Wilson	3	104	54	1	C.Perry	6	11	6	0
W.Parker	3	41	19t	1	K.Walter	5	73	24	0
H.Miller	2	15	9	0	C.Johnson	4	59	24	0
A.Randle El	2	15	15	0	T.Houshmandzadeh	4	25	8	1
H.Ward	2	10	5t	1	R.Johnson	2	14	11	0
V.Haynes	1	14	14	0	M.Schobel	2	11	8	0
J.Tuman	1	9	9	0	C.Henry	1	66	66	0
					R.Kelly	1	4	4	0
TOTALS	14	208	54	3	TOTALS	25	263	66	1

DEFENSE

Pittsburgh (press box stats) — ST-AT-TT: T.Carter 7-0-7, L.Foote 4-3-7, D.Townsend 5-1-6, T.Polamalu 4-2-6, J.Farrior 3-1-4, C.Haggans 2-2-4, I.Taylor 3-0-3, C.Hope 1-2-3, A.Smith 1-2-3, J.Porter 0-3-3, C.Hampton 2-0-2, C.Hoke 1-1-2, B.McFadden 1-0-1, S.Morey 1-0-1, T.Kirschke 1-0-1, A.Frazier 0-1-1. SKS.-YDS.: C.Hoke 1-2, L.Foote 0.5-4.5, C.Haggans 0.5-4.5, T.Polamalu 0.5-2.5, J.Porter 0.5-2.5, (team) 1-4. INT.-YDS.: J.Farrior 1-22, T.Polamalu 1-4, C.Hope 0-5. PD: I.Taylor 2, D.Townsend 2, J.Farrior 1, C.Hope 1, T.Polamalu 1. FF: None. FR-YDS.: None.

Cincinnati (press box stats) — ST-AT-TT: D.Pollack 5-3-8, O.Thurman 3-5-8, K.Kaesviharn 4-2-6, I.Ohalete 4-0-4, D.O'Neal 4-0-4, T.James 3-1-4, B.Simmons 3-1-4, J.Smith 3-1-4, R.Geathers 2-0-2, L.Johnson 0-2-2, B.Robinson 1-0-1, R.Bauman 0-1-1, H.Navies 0-1-1, S.Smith 0-1-1. SKS.-YDS.: D.Pollack 1-6. INT.-YDS.: None. PD: R.Geathers 1, D.O'Neal 1. FF: None. FR-YDS.: None.

2009 SEASON

AFC WILD CARD PLAYOFF

N.Y. Jets 24, Cincinnati Bengals 14

Saturday, Jan. 9, 2010 at Paul Brown Stadium

In a Wild Card Playoff that was relatively even in most statistical categories, the AFC North champion Bengals were minus-two in turnover differential and could not hold an early lead against the visiting Jets. Cincinnati led 7-0 after the first quarter, on an 11-yard TD pass from QB Carson Palmer to WR Laveranues Coles, but New York gained a 14-7 halftime lead with two scores in a span of less than six minutes in the second quarter. Possession for the go-ahead TD drive was gained by the Jets on an INT by Pro Bowl CB Darrelle Revis. The Bengals' second-half comeback efforts were crippled by missed FG attempts of 35 and 28 yards by K Shayne Graham. Bengals HB Cedric Benson scored on a 47-yard run in the fourth quarter, and his 169 rushing yards for the game set a Bengals postseason record. The Jets defeated the San Diego Chargers in their Divisional Playoff the following week to advance to the AFC Championship game, where they lost to the Indianapolis Colts.

SCORE BY PERIODS	1	2	3	4	OT	PTS.
N.Y. Jets	0	14	7	3	—	24
Cincinnati	7	0	0	7	—	14

TEAM — SCORING PLAY	QTR.-LEFT
Cin. — L.Coles 11 pass from C.Palmer (S.Graham kick)	1-7:07
NYJ — S.Greene 39 run (J.Feely kick)	2-11:52
NYJ — D.Keller 45 pass from M.Sanchez (J.Feely kick)	2-6:19
NYJ — T.Jones 9 run (J.Feely kick)	3-2:18
Cin. — C.Benson 47 run (S.Graham kick)	4-11:04
NYJ — J.Feely 20 field goal	4-5:47

Missed FGs: S.Graham (35WL, 28WR). **Attendance:** 63,686. **Time:** 3:02.

TEAM STATISTICS	NYJ	CIN.
First downs	15	18
Third down conversions-attempts	3-12	5-14
Total net yards	353	281
Net yards rushing	171	171
Net yards passing	182	110
Pass attempts-completions-interceptions	15-12-0	36-18-1
Sacks against-yards lost	0-0	3-36
Punts-average	7-31.4	4-48.0
Punt returns-yards	2-26	1-23
Kickoff returns-yards	3-56	5-128
Penalties-yards	9-76	6-55
Fumbles-lost	0-0	2-1
Time of possession	33:02	26:58

RUSHING

NYJ	ATT	YDS	LG	TD	CIN.	ATT	YDS	LG	TD
S.Greene	21	135	39t	1	C.Benson	21	169	47t	1
T.Jones	15	34	9t	1	C.Palmer	1	2	2	0
B.Smith	2	4	2	0					
M.Sanchez	3	-2	0	0					
TOTALS	41	171	39t	2	TOTALS	22	171	47t	1

PASSING

NYJ	ATT	CMP	YDS	TD-I	CIN.	ATT	CMP	YDS	TD-I
M.Sanchez	15	12	182	1-0	C.Palmer	36	18	146	1-1
TOTALS	15	12	182	1-0	TOTALS	36	18	146	1-1

RECEIVING

NYJ	NO	YDS	LG	TD	CIN.	NO	YDS	LG	TD
J.Cotchery	6	67	18	0	L.Coles	6	48	13	1
D.Keller	3	99	45t	1	Q.Cosby	3	26	14	0
B.Edwards	2	15	16	0	C.Benson	3	12	5	0
B.Smith	1	1	1	0	C.Johnson	2	28	19	0
					A.Caldwell	2	25	13	0
					B.Leonard	2	7	6	0
TOTALS	12	182	45t	1	TOTALS	18	146	19	1

DEFENSE

N.Y. Jets (press box stats) — ST-AT-TT: B.Thomas 7-0-7, S.Ellis 5-1-6, L.Sheppard 5-1-6, B.Scott 2-3-5, D.Harris 3-1-4, C.Pace 3-1-4, J.Leonhard 2-2-4, D.Revis 2-1-3, D.Coleman 2-0-2, D.Lowery 1-1-2, M.Douglas 0-2-2, K.Rhodes 0-2-2, J.Ihedigbo 1-0-1, M.Devito 0-1-1, H.Green 0-1-1, S.Pouha 0-1-1. SKS.-YDS.: J.Leonhard 1-18, S.Ellis 1-10, B.Thomas 1-8. INT.-YDS.: D.Revis 1-20. PD: D.Lowery 2, L. D.Revis 1, B.Scott 1, Sheppard 1, B.Thomas 1. FF: J.Leonhard 1, B.Thomas 1. FR-YDS.: S.Ellis 1-0.

Cincinnati (press box stats) — ST-AT-TT: C.Ndukwe 7-3-10, Dh.Jones 4-3-7, L.Hall 4-2-6, J.Joseph 3-2-5, T.Johnson 2-3-5, J.Fanene 4-0-4, C.Crocker 3-1-4, K.Rivers 3-1-4, B.Johnson 1-3-4, D.Peko 1-3-4, R.Geathers 1-2-3, M.Trent 1-1-2. SKS.-YDS.: None. INT.-YDS.: None. PD: B.Johnson 2. FF: None. FR-YDS.: None.

2011 SEASON

AFC WILD CARD PLAYOFF

Houston Texans 31, Cincinnati Bengals 10

Saturday, Jan. 7, 2012 at Reliant Stadium

The visiting Bengals set the tone early with a one-yard Cedric Benson TD, a Mike Nugent FG and a strong defensive first half. But big plays would prove to be the difference in the game, and Houston had plenty. With 52 seconds left in the first half, Texans DE J.J. Watt intercepted an Andy Dalton pass and returned it 29 yards for a TD, stirring an already-raucous Reliant Stadium crowd. Trailing 17-10 entering the second half, the Bengals briefly kept the game close, but the Texans pulled ahead 24-10 when WR Andre Johnson scored on a 40-yard reception with 1:08 left in the third quarter. With 5:15 left in the contest, Texans RB Arian Foster, who had a game-high 152 rushing yards, ran 42 yards down the right sideline for a TD that completed the scoring. Bengals QB and Houston area native Andy Dalton passed 27-for-42 for 257 yards, but had three INTs. Houston advanced to the divisional round of the playoffs with the win, but lost to the Baltimore Ravens in that game, 20-13.

SCORE BY PERIODS	1	2	3	4	OT	PTS.
Cincinnati	7	3	0	0	—	10
Houston	7	10	7	7	—	31

TEAM — SCORING PLAY	QTR.-LEFT
Cin. — C.Benson 1 run (M.Nugent kick)	1-7:34
Hou. — A.Foster 8 run (N.Rackers kick)	1-4:57
Cin. — M.Nugent 37 field goal	2-7:09
Hou. — N.Rackers 39 field goal	2-1:48
Hou. — J.Watt 29 interception return (N.Rackers kick)	2-0:52
Hou. — A.Johnson 40 pass from T.Yates (N. Rackers kick)	3-1:08
Hou. — A.Foster 42 run (N.Rackers kick)	4-5:15

Missed FGs: M.Nugent (50WR). **Attendance:** 71,725. **Time:** 3:04.

TEAM STATISTICS	CIN.	HOU.
First downs	21	19
Third down conversions-attempts	6-13	6-12
Total net yards	300	340
Net yards rushing	76	188
Net yards passing	224	152
Pass attempts-completions-interceptions	42-27-3	20-11-0
Sacks against-yards lost	4-33	2-7
Punts-average	3-48.3	5-50.2
Punt returns-yards	3-20	3-12
Kickoff returns-yards	1-22	0-0
Penalties-yards	3-25	5-87
Fumbles-lost	1-0	0-0
Time of possession	30:17	29:43

RUSHING

CIN.	ATT	YDS	LG	TD	HOU.	ATT	YDS	LG	TD
B.Leonard	3	34	19	0	A.Foster	24	153	42t	2
A.Dalton	3	17	15	0	B.Tate	9	37	9	0
C.Benson	7	14	7	1	J.Casey	1	0	0	0
B.Scott	6	11	4	0	T.Yates	1	-2	-2	0
TOTALS	19	76	19	1	TOTALS	35	188	42t	2

PASSING

CIN.	ATT	CMP	YDS	TD-I	HOU.	ATT	CMP	YDS	TD-I
A.Dalton	42	27	257	0-3	T.Yates	20	11	159	1-0
TOTALS	42	27	257	0-3	TOTALS	20	11	159	1-0

RECEIVING

CIN.	NO	YDS	LG	TD	HOU.	NO	YDS	LG	TD
B.Leonard	6	36	16	0	A.Johnson	5	90	40t	1
A.Green	5	47	21	0	A.Foster	3	29	15	0
J.Gresham	5	46	16	0	O.Daniels	2	29	21	0
J.Simpson	3	33	16	0	K.Walter	1	11	11	0
B.Scott	3	29	11	0					
R.Whalen	2	24	20	0					
D.Lee	1	36	36	0					
A.Hawkins	1	8	8	0					
C.Benson	1	-2	-2	0					
TOTALS	27	257	36	0	TOTALS	11	159	40t	1

DEFENSE

Cincinnati (press box stats) — ST-AT-TT: T.Howard 6-0-6, J.Fanene 5-1-6, R.Nelson 5-1-6, M.Lawson 4-1-5, A.Jones 4-0-4, D.Peko 4-0-4, G.Atkins 3-1-4, N.Clements 3-0-3, R.Geathers 2-1-3, R.Maualuga 1-2-3, C.Crocker 2-0-2, K.Jennings 2-0-2, F.Rucker 1-1-2, C.Dunlap 1-0-1, D.Skuta 1-0-1. SKS.-YDS.: R.Nelson 1-7, G.Atkins 1-0. INT.-YDS.: None. PD: N.Clements 1, C.Crocker 1, J.Fanene 1. FF: None. FR-YDS.: None.

Houston (press box stats) — ST-AT-TT: B.Cushing 5-3-8, D.Manning 5-2-7, J.Joseph 6-0-6, A.Smith 5-0-5, G.Quin 4-1-5, J.Allen 3-2-5, B.Reed 3-2-5, K.Jackson 3-1-4, E.Mitchell 3-1-4, D.Ryans 2-2-4, C.Barwin 3-0-3, S.Cody 1-2-3, J.Watt 2-0-2, T.Jamison 1-1-2, Q.Demps 1-0-1, T.Dobbins 1-0-1. SKS.-YDS.: E.Mitchell 1-9, B.Reed 1-9, A.Smith 1-8, J.Watt 1-7. INT.-YDS.: J.Watt 1-29, D.Manning 1-0, J.Joseph 1-(-1). PD: J.Joseph 2, B.McCain 2, J.Allen 1, T.Jamison 1, D.Manning 1, E.Mitchell 1, J. Watt 1. FF: None. FR-YDS.: None.

2012 SEASON

AFC WILD CARD PLAYOFF

Houston Texans 19, Cincinnati Bengals 13

Sunday, Jan. 5, 2013 at Reliant Stadium

The Bengals were outgained 420-198 and had only 21:11 possession time, but they hung in against the favored Texans on the strength of a defensive TD and excellent defense in the red zone. Cincinnati had a first down at the Houston 35 with 3:40 to play, looking for a TD for the lead, but the offense could get no farther, and Houston ran out the clock after Cincinnati surrendered the ball on downs. The Bengals got their lone TD on a 21-yard Leon Hall INT return in the second quarter, a play that gave Cincinnati a 7-6 lead. The defense overall was in a bend-but-not-break mode, allowing four red-zone penetrations but forcing the Texans to settle for one TD and three FGs. Houston RB Arian Foster was the day's outstanding individual performer, rushing for 140 yards on 32 carries.

SCORE BY PERIODS	1	2	3	4	OT	PTS.
Cincinnati	0	7	3	3	—	13
Houston	3	6	7	3	—	19

TEAM — SCORING PLAY	QTR.-LEFT
Hou. — S.Graham 48 field goal	1-7:49
Hou. — S.Graham 27 field goal	2-13:07
Cin. — L.Hall 21 interception return (J.Brown kick)	2-9:30
Hou. — S.Graham 22 field goal	2-2:19
Hou. — A.Foster 1 run (S.Graham kick)	3-10:31
Cin. — J.Brown 34 field goal	3-7:48
Hou. — S.Graham 24 field goal	4-14:17
Cin. — J.Brown 47 field goal	4-9:03

Missed FGs: None. **Attendance:** 71,738. **Time:** 3:03.

TEAM STATISTICS	CIN.	HOU.
First downs	12	24
Third down conversions-attempts	0-9	8-17
Total net yards	198	420
Net yards rushing	80	158
Net yards passing	118	262
Pass attempts-completions-interceptions	30-14-1	38-29-1
Sacks against-yards lost	2-9	0-0
Punts-average	5-46.6	3-42.0
Punt returns-yards	3-12	2-14
Kickoff returns-yards	6-156	2-47
Penalties-yards	5-51	7-55
Fumbles-lost	1-0	0-0
Time of possession	21:11	38:49

RUSHING

CIN.	ATT	YDS	LG	TD	HOU.	ATT	YDS	LG	TD
B.Green-Ellis	11	63	29	0	A.Foster	32	140	17	1
A.Dalton	4	15	12	0	K.Martin	1	16	16	0
B.Leonard	1	2	2	0	M.Schaub	4	1	2	0
					B.Tate	2	1	1	0
TOTALS	16	80	29	0	TOTALS	39	158	17	1

PASSING

CIN.	ATT	CMP	YDS	TD-I	HOU.	ATT	CMP	YDS	TD-I
A.Dalton	30	14	127	0-1	M.Schaub	38	29	262	0-1
TOTALS	30	14	127	0-1	TOTALS	38	29	262	0-1

RECEIVING

CIN.	NO	YDS	LG	TD	HOU.	NO	YDS	LG	TD
A.Green	5	80	45	0	O.Daniels	9	91	19	0
M.Jones	3	34	15	0	A.Foster	8	34	13	0
A.Hawkins	2	15	8	0	A.Johnson	4	62	22	0
J.Gresham	2	7	6	0	K.Walter	4	26	12	0
B.Green-Ellis	2	-9	-3	0	G.Graham	3	29	20	0
					J.Casey	1	20	20	0
TOTALS	14	127	45	0	TOTALS	29	262	22	0

DEFENSE

Cincinnati (press box stats) — ST-AT-TT: R.Nelson 9-1-10, R.Maualuga 6-4-10, N.Clements 8-1-9, T.Newman 7-0-7, V.Burfict 4-2-6, L.Hall 4-0-4, P.Sims 4-0-4, D.Peko 3-1-4, R.Geathers 2-2-4, C.Dunlap 2-1-3, G.Atkins 1-2-3, M.Lawson 2-0-2, M.Johnson 1-1-2, E.Lamur 1-1-2, A.Jones 1-0-1, D.Skuta 1-0-1, W.Gilberry 0-1-1. SKS.-YDS.: None. INT.-YDS.: L.Hall 1-21. PD: L.Hall 1, A.Jones 1, T.Newman 1. FF: None. FR-YDS.: None.

Houston (press box stats) — ST-AT-TT: J.Joseph 5-0-5, J.Watt 5-0-5, B.James 4-0-4, S.Keo 2-2-4, B.Reed 3-0-3, C.Barwin 2-0-2, K.Jackson 2-0-2, G.Quin 2-0-2, A.Smith 2-0-2, B.Harris 1-0-1, D.Manning 1-0-1, E.Mitchell 1-0-1, B.Ruud 1-0-1. SKS.-YDS.: J.Watt 1-9, B.Reed 1-0. INT.-YDS.: J.Joseph 1-14. PD: G.Quin 3, K.Jackson 2, J.Joseph 2, J.Watt 2, C.Barwin 1, B.Harris 1. FF: None. FR-YDS.: None.

Paul Brown Stadium Seating Diagram and Ticket Information

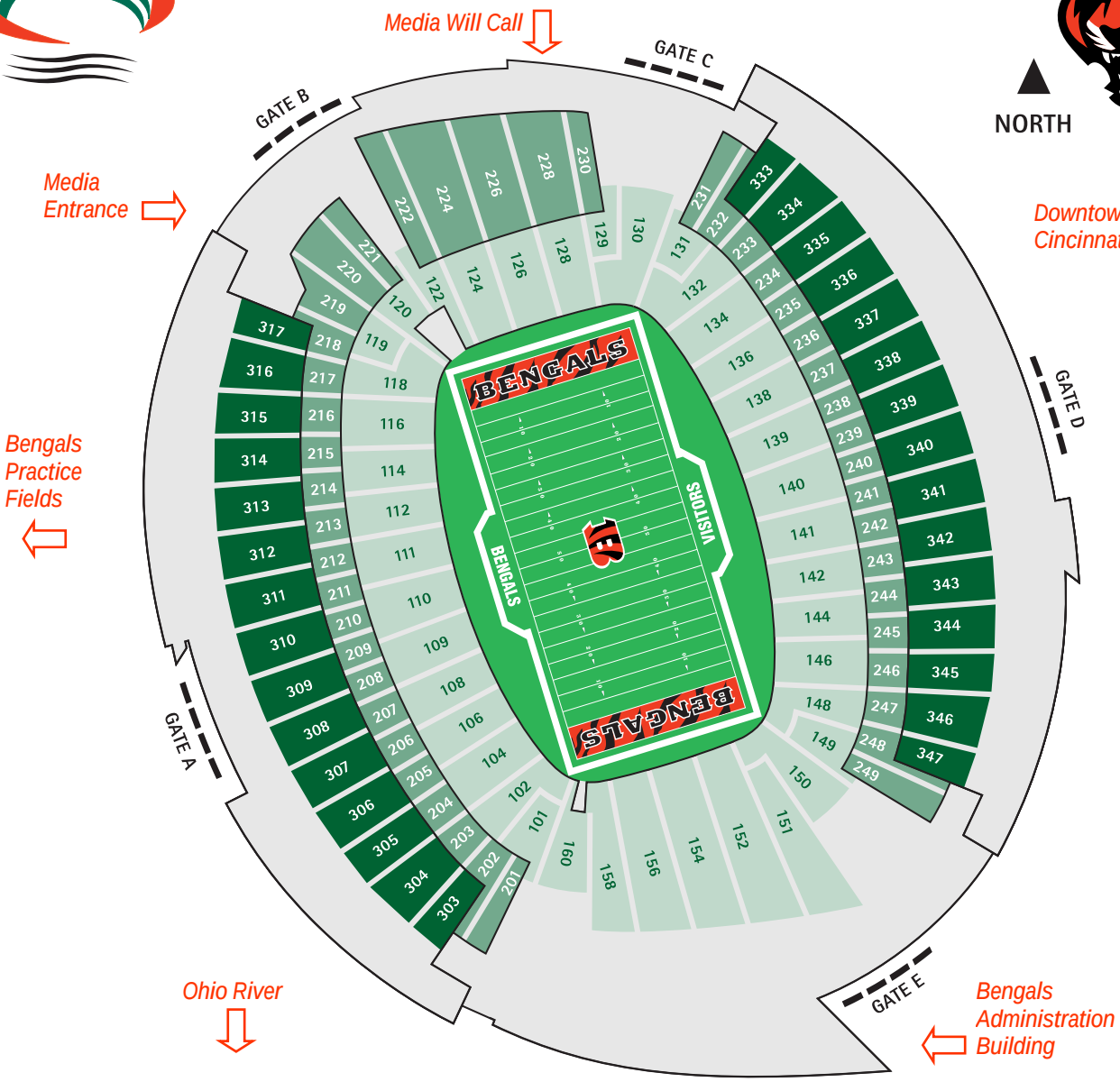

Paul Brown Stadium seats 65,515 for Bengals games. Ticket information is available online by visiting www.bengals.com. Fans can purchase tickets, which range in price from $40-$90, in any of the following three ways:

1) By telephone by contacting the Bengals ticket office at 513-621-TDTD (8383) or TicketMaster at 1-800-745-3000.

2) Online by visiting www.bengals.com or www.ticketmaster.com.

3) In person from 9 a.m.-5 p.m. Monday through Friday at the Bengals ticket office, located in the team's administrative offices on the Plaza Level near Gate E on the southeast side of the stadium. On game days, the ticket office is located on the Plaza Level between Gates B and C on the north side of the stadium, opening four hours prior to kickoff for day-of-game ticket purchases. Tickets also can be purchased in person at any area TicketMaster outlet.

For information about season tickets, contact the Bengals ticket office at 513-621-TDTD (8383) or visit www.bengals.com. For information about club seats, private suites and hospitality opportunities, contact the team's premium seat sales department at 513-621-3550 (ext. 2352) or visit www.bengals.com.

Paul Brown Stadium seating elevations are divided into three primary levels. The capacities and price ranges:

SEATING AREA	*NO. OF SEATS	*TICKET PRICE
Field Level (light green sections in above diagram)	28,385	$80-$90
Club Level (medium green; includes private suites)	17,800	$66-$80
Canopy Level (dark green)	19,330	$40-$75
	65,515	

**NOTE: Price ranges listed are for non-premium, single-game tickets only. For information about the pricing of club seats, private suites and hospitality opportunities, contact the Bengals' premium seat sales department at 513-621-3550 (ext. 2352). The stadium capacity listed does not include additional standing room seats in private suites, or wheelchair-accessible seating locations.*

CINCINNATI BENGALS

One Paul Brown Stadium, Cincinnati, Ohio 45202
Administrative Offices: (513) 621-3550 | FAX: (513) 621-3570
Bengals Ticket Hotline: (513) 621-8383 | Toll-free Ticket Hotline: (866) 621-8383
www.bengals.com

2013 SCHEDULE

Preseason

DAY	DATE	OPPONENT	TIME
Thurs.	Aug. 8	at Atlanta (ESPN)	8 p.m.
Sat.	Aug. 17	TENNESSEE	7 p.m.
Sat.	Aug. 24	at Dallas	8 p.m.
Thurs.	Aug. 29	INDIANAPOLIS	7 p.m.

Regular season

DAY	DATE	OPPONENT	TIME
Sun.	Sept. 8	at Chicago	1 p.m.
Mon.	Sept. 16	PITTSBURGH (ESPN)	8:40 p.m.
Sun.	Sept. 22	GREEN BAY	1 p.m.
Sun.	Sept. 29	at Cleveland	1 p.m.
Sun.	Oct. 6	NEW ENGLAND	1 p.m.
Sun.	Oct. 13	at Buffalo	1 p.m.
Sun.	Oct. 20	at Detroit	1 p.m.
Sun.	Oct. 27	N.Y. JETS	4:05 p.m.
Thurs.	Oct. 31	at Miami (NFLN)	8:25 p.m.
Sun.	Nov. 10	at Baltimore	1 p.m.
Sun.	Nov. 17	CLEVELAND*	1 p.m.
Sun.	Nov. 24	— BYE —	
Sun.	Dec. 1	at San Diego*	4:25 p.m.
Sun.	Dec. 8	INDIANAPOLIS*	1 p.m.
Sun.	Dec. 15	at Pittsburgh (NBC)*	8:30 p.m.
Sun.	Dec. 22	MINNESOTA*	1 p.m.
Sun.	Dec. 29	BALTIMORE*	1 p.m.

All times are Eastern.
An asterisk (*) denotes a game subject to flexible scheduling.