



RULE #JUNGLE

MEDIA GUIDE

2022 CINCINNATI BENGALS



CINCINNATI BENGALS

One Paul Brown Stadium, Cincinnati, Ohio 45202

Administrative Offices: (513) 621-3550 | FAX: (513) 621-3570

Bengals Ticket Hotline: (513) 621-8383 | Toll-free Ticket Hotline: (866) 621-8383

www.bengals.com

2022 SCHEDULE

Preseason

DAY	DATE	OPPONENT	TV NETWORK	TIME
Fri.	Aug. 12	ARIZONA	Bengals PSTV	7:30 p.m.
Sun.	Aug. 21	at N.Y. Giants	Bengals PSTV	7 p.m.
Sat.	Aug. 27	L.A. RAMS	Bengals PSTV/NFLN	6 p.m.

Regular season

DAY	DATE	OPPONENT	TV NETWORK	TIME
Sun.	Sept. 11	PITTSBURGH	CBS	1 p.m.
Sun.	Sept. 18	at Dallas	CBS	4:25 p.m.
Sun.	Sept. 25	at N.Y. Jets	CBS	1 p.m.
Thurs.	Sept. 29	MIAMI	Prime Video	8:15 p.m.
Sun.	Oct. 9	at Baltimore	NBC	*8:20 p.m.
Sun.	Oct. 16	at New Orleans	CBS	*1 p.m.
Sun.	Oct. 23	ATLANTA	FOX	*1 p.m.
Mon.	Oct. 31	at Cleveland	ESPN	8:15 p.m.
Sun.	Nov. 6	CAROLINA	FOX	*1 p.m.
Sun.	Nov. 13	— BYE —		
Sun.	Nov. 20	at Pittsburgh	NBC	*8:20 p.m.
Sun.	Nov. 27	at Tennessee	CBS	*1 p.m.
Sun.	Dec. 4	KANSAS CITY	CBS	*4:25 p.m.
Sun.	Dec. 11	CLEVELAND	CBS	*1 p.m.
Sun.	Dec. 18	at Tampa Bay	CBS	*4:25 p.m.
Sat.	Dec. 24	at New England	CBS	1 p.m.
Mon.	Jan. 2	BUFFALO	ESPN/ABC	8:30 p.m.
(TBD)	Jan. 7 or 8	BALTIMORE	(TBD)	(TBD)

All times are Eastern.

An asterisk (*) denotes a game subject to flexible scheduling.

Preseason games not nationally televised are broadcast on the Bengals Preseason TV Network (see page 3 for a list of regional TV stations on Bengals PSTV).

2022 MEDIA GUIDE

TABLE OF CONTENTS

INFORMATION FOR NEWS MEDIA

Covering the Bengals	2
Bengals media	3
Bengals in the community	4

STAFF

Team directory	5
Head Coach Zac Taylor	6
Assistant coaches	7-19

PLAYERS

Alphabetical roster	20
Numerical roster	21
Pronunciation guide	22
Player biographies (all are ordered alphabetically)	23-157

2021 REVIEW

NFL standings	160
Regular-season statistics	161
Postseason statistics	162
Game-by-game team statistics	163
Best performances	164
Starting lineups	165
Regular-season participation chart	166
Postseason participation chart	167
Transactions (6-2-21 through 6-14-22)	168-170
Game summaries	171-181
Preseason statistics	182
Preseason participation chart	183

RECORDS*

Bengals regular-season individual records	186-191
Bengals regular-season team records	192-195
Opponents' regular-season individual records	196

(*NOTE: Postseason records can be found on pages 325-361 in the postseason portion of the team history section.)

TEAM HISTORY

Team chronology	198-211
All-time results	212-223
Regular season and postseason	212-218
Preseason	219-220
By opponent	220-223
Preseason vs. 2022 opponents	223
Coaching history	224-227
Head coaches	224
Assistant coaches	224
Year-by-year coaching staffs	225-227
Player history	228-243
All-time roster	228-231
Uniform numbers	232-236
Alumni list	236
Trades	237-238
Drafts	239-243
Statistics history	244-314
Year-by-year team statistics	244-297
Offense/defense — year-by-year team totals	298
Offense/defense — year-by-year team rankings	299
Year-by-year individual leaders	300-303
All-time individual statistics	304-310
Superlative performances	311-313
Last times	314
Longest plays	314
Miscellaneous history	315-324
Pro Bowl history	315
Hall of Fame history	316
Stadium history	317-318
Pro football history in Cincinnati	319
Miscellaneous facts and figures	320-324
Postseason history	325-361
Bengals postseason individual records	325-328
Bengals postseason team records	329
Opponents' postseason individual records	330-331
Opponents' postseason team records	332
All-time postseason statistics	333-334
Year-by-year postseason statistics	335-349
Postseason game summaries	350-361

The Cincinnati Bengals 2022 media guide is published by The Cincinnati Bengals, Inc. (copyright © 2022). It was prepared by PJ Combs and Kyle Williams of the Bengals' media relations department, with the assistance of Pete Schramm. Design, typography and layout by PJ Combs. Research and statistical assistance provided by Elias Sports Bureau. Printing by BPT Communication Solutions, Cincinnati, Ohio.

Permission to use and/or reprint information from this media guide is granted to news reporters/organizations for the purpose of journalistic news coverage of The Cincinnati Bengals. Any other person or organization wishing to use and/or reprint information from this media guide for any reason must obtain written permission from The Cincinnati Bengals.

All information in this media guide is accurate through July 24, 2022.

**THIS PAGE HAS BEEN REMOVED
FROM THE DOWNLOADABLE WEBSITE
VERSION OF THE MEDIA GUIDE**

**MEDIA SHOULD CONTACT THE
MEDIA RELATIONS DEPARTMENT
FOR THIS INFORMATION**

BENGALS MEDIA

TEAM TALENT



**Marisa
Contipelli**



**Dan
Hoard**



**Geoff
Hobson**



**Dave
Lapham**



**Anthony
Munoz**



**Mike
Watts**

WEBSITE AND SOCIAL MEDIA

The Cincinnati Bengals' official Web site (www.bengals.com) offers news, features, analysis and live coverage of every game. Throughout the year, it has breaking news, daily updates and extensive multimedia offerings, including news conferences and one-on-one video interviews with players and coaches. The site also includes the club's roster, depth chart, biographies of coaches and players, as well as information about tickets, cheerleaders and Paul Brown Stadium.

Geoff Hobson, a former Bengals beat reporter for both The Cincinnati Post

and The Cincinnati Enquirer, has been the website's senior writer since 1999 and provides fans with in-depth news, features and analysis. Marisa Contipelli, a former reporter/producer for Spectrum Sports, has been the Bengals' team reporter since 2018 and offers additional extensive team coverage on both the website and social media.

Fans and media also may follow the Cincinnati Bengals on Facebook (www.facebook.com/bengals), Twitter (@bengals) and Instagram (@bengals).

RADIO NETWORK

Games will be aired this season on the Bengals Radio Network, led by three flagship stations in the Cincinnati market. All games will be carried by Cincinnati's WCKY-AM (ESPN 1530) and WEBN-FM (102.7). Once the Major League Baseball season is over, games also will be aired on WLW-AM (700).

Dan Hoard, a former sports director and broadcaster on WXIX-TV (FOX 19) in Cincinnati, is in his 12th season as the radio play-by-play voice. He also is the radio voice of University of Cincinnati football and basketball, and he has prior experience as the play-by-play voice on Bengals preseason TV.

Dave Lapham, a Bengals offensive lineman from 1974-83, is in his 37th consecutive season as the analyst on the team's radio broadcasts. In past years, Lapham has been an analyst for NFL games on both NBC-TV and FOX-TV, Big 12 games on FOX-TV, and the NFL Europe League's World Bowl game on Sporting News Radio.

As of July 24, the Bengals Radio Network included the following stations:

OHIO

CITY	STATION	FREQUENCY
Athens.....	WATH-AM	970
Celina.....	WCSM-FM	96.7
Cincinnati.....	*WLW-AM	700
	*WCKY-AM	1530
	*WEBN-FM	102.7
Columbus.....	WZCB-HD2	105.3
Dayton.....	WTUE-FM	104.7
Findlay/Fostoria.....	WBVI-FM	96.7
Georgetown.....	WRAC-FM	103.1
Jackson.....	WYPC-AM	1330
	WYPC-FM	105.3
Kenton.....	WKTN-FM	95.3

Lancaster.....	WLOH-AM	1320
	WLOH-FM	104.5
Lima.....	WIMA-AM	1150
Logan.....	WLOH-FM	99.3
Marietta.....	WMOA-AM	1490
Marysville.....	WQTT-AM	1270
Massillon/Canton.....	WTIG-AM	990
New Lexington.....	WLOH-FM	102.9
Portsmouth.....	WIOI-AM	1010
	WIOI-FM	106.7

KENTUCKY

Ashland.....	WCMI-AM	1340
Bowling Green.....	WDNS-FM	93.3
Cynthiana.....	WCYN-FM	101.3
Lexington/Fayette.....	WBVX-FM	92.1
Louisville.....	WKRD-AM	790
Manchester.....	WWZB-FM	95.1
Paintsville.....	WKYH-AM	600
	WKYH-FM	99.3
Somerset.....	WTLO-AM	1480

WEST VIRGINIA

Huntington.....	WRVC-AM	930
Montgomery.....	WMON-AM	1340
Parkersburg.....	WLTP-AM	910
Ravenswood.....	WMOV-AM	1360
	WMOV-FM	106.7
Ripley.....	WMOV-FM	93.5
Saint Albans.....	WJYP-AM	1300

NOTE: An asterisk (*) denotes a Bengals flagship radio station.

PRESEASON TELEVISION

Play-by-play announcer Mike Watts and color analyst Anthony Munoz again team up in the broadcast booth for this season's games on the Bengals Preseason TV Network. Bengals senior producer/team reporter Marisa Contipelli joins the preseason TV network as its sideline reporter.

An Ohio native, Watts has broadcast experience in a variety of sports with many networks, including ESPN, SEC Network, Major League Soccer, CONCACAF and other various colleges and conferences. The 2022 preseason will be his fifth as the Bengals Preseason TV Network's play-by-play voice.

Munoz, the Bengals' Hall of Fame offensive tackle, is in his 25th season as preseason TV analyst. The team's 1980 first-round draft pick, Munoz played

for the Bengals from 1980-92 and was selected to 11 straight Pro Bowls from 1981-91.

Contipelli, a former reporter/producer for Spectrum Sports and the Bengals' team reporter since 2018, returns to the broadcasts. She also was a sideline reporter for the preseason TV network's road games in 2019.

For the 34th time in the past 35 years, Cincinnati's WKRC-TV (CBS Channel 12) is the flagship station of the network. Also on the network are WKEF-TV (ABC Ch. 22) in Dayton, Ohio; WSYX-TV (ABC Ch. 6) in Columbus, Ohio; WLIO-TV (FOX Ch. 8.2) in Lima, Ohio; WDKY-TV (FOX Ch. 56) in Lexington, Ky.; and WDRB-TV (FOX Ch. 41) in Louisville, Ky.

WEEKLY TELEVISION SHOW

The Bengals' weekly television show "Bengals Weekly" airs every Sunday morning during the 2022 NFL regular season at 11:30 a.m. on WKRC-TV (Channel 12) in Cincinnati. The show is hosted by Bengals senior producer/team reporter Marisa Contipelli, and features radio play-by-play announcer Dan Hoard

and radio analyst Dave Lapham.

The show also airs regionally each Sunday during the regular season at 10:30 a.m. on WRGT-TV (FOX Ch. 45) in Dayton and at 12 a.m. on WWHO-TV (CW Ch. 53) in Columbus.

BENGALS IN THE COMMUNITY

REACHING OUT TO HELP OTHERS

The Cincinnati Bengals aim to unite our fans and our community by creating life-long memories through winning programs, on and off the football field. The Bengals are committed to positively impacting the youth of our community through the game of football and health & wellness initiatives through meaningful outreach and partnerships.

During the 2021 season, the Cincinnati Bengals contributed over \$1 million back into our local communities. This includes direct Bengals contributions, NFL Foundation Grants and other team and player efforts. These funds and in-kind donations supported a wide range of causes across Bengals Nation with an emphasis on those organizations that support youth through the game of football, health & wellness initiatives, food insecurity, equity and inclusion efforts, and support of our service members and veterans.

The Bengals believe there are many great organizations, foundations and charities across Bengals Nation and choose to cast a broad net to support these groups. With more than 500 organizations supported each year, it would be hard for fans to not have their lives touched by an organization supported by the Bengals. Every level of the organization — from players to owners to coaches to staff — is involved in the effort.

Please visit www.bengals.com/community for more information.

YOUTH FOOTBALL

Bengals Flag In-Schools presented locally by Kettering Health: To support high quality physical education, and grow opportunities for students to be active before, during and after school, the Bengals & Kettering Health have teamed up with GENYOUth and the NFL Foundation, to donate Flag Football kits to 50 physical education classes for the 2022-23 school year in Ohio, Indiana & Kentucky to help our local P.E. teachers build a foundation of healthy, lifelong physical activity for their students. Since the program began in 2014, the Bengals and the NFL have worked to donate over \$93,000 worth of kits to 206 schools reaching over 111,000 students.

Paul Brown Excellence in Coaching Award: The award has been given annually by the Bengals since 2002. It honors outstanding high school football coaches in the region and includes a \$10,000 Bengals donation to the athletic department of the chosen coach. Prior to the start of the 2022 season, the Bengals honored Mike Orlando of McNicholas High School where he is the head football coach and oversees the school's student leadership programs.

High School Coach of the Week: The Bengals High School Football Coach of the Week program is designed to recognize local high school coaches who continuously demonstrate hard work and dedication to their community, their football programs and the health and safety of their players. Each year the Bengals nominate and recognize 10 local coaches as the Bengals High School Coach of the Week. The recognition also provides each of the coach's high schools a \$1000 grant to help maintain and upgrade their football programs.

Friday Night Stripes presented by Ohio Cat: To celebrate high school football and engage with our fans where they live, the Cincinnati Bengals launched Friday Night Stripes in 2021; we visit 10 high school football games throughout our market during the high school football season.

Youth Football Equipment Grants & Support: Through direct donations and partnerships with the NFL Foundation, USA Football and other youth sports partners, the Bengals have brought millions of dollars' worth of funding and equipment donations to local youth, middle & high school football programs.

Football Field Refurbishment: The Bengals, Local Initiatives Support Corporation (LISC) and the NFL Foundation teamed up to contribute \$250,000 to Milford Exempted Village School District in 2022 to install a synthetic turf field at their Charity J. Lucas Memorial Stadium. The grant is part of an ongoing program in which the Bengals and the NFL have coordinated to distribute \$2.5 million to local schools for new fields. Other schools include South Avondale Elementary, Bishop Brossart High School, Harrison High School, Clinton-Massie High School, Covington Catholic High School, Deer Park Jr./Sr. High School, La Salle High School, Lockland High School, Oak Hills High School, Taylor High School, Withrow University High School and Midway Elementary School.

HEALTH AND WELLNESS

Play 60 presented locally by CareSource: CareSource and the Cincinnati Bengals are working together to help kids across Bengals Nation stay active and

healthy. The Bengals PLAY 60 mission is to ensure the next generation of youth are the most active and healthy by encouraging them to be active for at least 60 minutes a day and make healthy nutrition choices when possible. During the 2021-22 school year, the Bengals contributed over \$30,000 in funding to bring health & wellness programming, in partnership with Children's Hunger Alliance, to 10 after school programs throughout Greater Cincinnati.

United Way Character Playbook: Character Playbook, a digital character education program for middle school aged students, is designed to give students the tools to cultivate and maintain healthy relationships. Each school year over 50 local schools participate in the program, impacting more than 3000 students.

Mental Wellness Basics: The Bengals are committed to helping build a positive culture around mental health by changing the conversation and offering health & wellness resources to the youth in our community. Mental Wellness Basics serves as a digital resource that introduces middle and high school students to mental health education.

INSPIRING CHANGE

The Bengals are committed to ensuring access to opportunity for all and support a number of local programs and organizations that are dedicated to education, economic advancement and diversity, equity and inclusion initiatives. The Bengals partner with multiple non-profits each year who are working to ensure access to opportunity including the Activities Beyond the Classroom, Freestore Foodbank, Most Valuable Kids, National Underground Railroad Freedom Center and United Way of Greater Cincinnati.

Dive Right: Dive Right is a 6-week leadership development program for youth ages 13-17 aimed at fostering positive relationships between youth and law enforcement. The program launched in 2019 with a \$150,000 donation from the Cincinnati Bengals to the City of Cincinnati to help execute an annual program with local law enforcement, local youth and Bengals players.

Diversity in Sports Medicine Pipeline Initiative: The Bengals are one of eight NFL clubs participating in the NFL Diversity in Sports Medicine Pipeline Initiative, which will provide medical students at the four Historically Black Colleges and Universities (HBCU) medical schools with the opportunity to complete a clinical rotation with NFL club medical staff. This initiative aims to increase and diversify the pipeline of students interested in pursuing careers in sports medicine to help make a positive impact in the field and, over time, help to diversify NFL club medical staff. The Bengals will host two students during the 2022 Season.

SALUTE TO SERVICE

Salute to Service is a year-round effort by the Bengals to honor, empower, and connect our service members, veterans, and their families. Among a number of ways the Bengals showcase their gratitude to the military community, each home game they honor a current or veteran servicemember by treating them to a game and recognizing them during the game. Each spring Bengals Rookies visit a local military base in partnership with USO and the Bengals host local members of the military for a number of practices and other exclusive experiences with the club.

BENGALS PLAYER AND LEGEND OUTREACH

There are substantial efforts undertaken by players, coaches and alumni to give back to the community. A number have their own charitable foundations showcasing their dedication to giving back. For more information, visit www.bengals.com/community/playerfoundations to learn more.

Walter Payton Man of the Year: The Bengals nominated DE Sam Hubbard for the 2021 Walter Payton NFL Man of the Year Award. Considered one of the league's most prestigious honors, the Walter Payton NFL Man of the Year Award recognizes an NFL player for outstanding community service activities off the field, as well as excellence on the field.

My Cause My Cleats: Bengals players reveal their passions beyond the game and wear their hearts on their feet through My Cause My Cleats. Players have the opportunity to pick a cause that is important to them and represent their chosen organization on custom designed cleats. In addition, for those local organizations chosen by their players, the Bengals host a ticket fundraising program for each charity where \$5 of every ticket purchased for the My Cause My Cleats game is donated back to the charities that participate.

TEAM DIRECTORY

2022

ADMINISTRATION

President
Mike Brown
Executive Vice President
Katie Blackburn
Vice President/Player Personnel
Paul Brown
Vice President
Troy Blackburn

PLAYER PERSONNEL

Director of Player Personnel
Duke Tobin
Scouting Director (College)
Mike Potts
Scouting Director (Pro)
Steven Radicevic
Personnel Executive
Bill Tobin
Senior Personnel Executive
Trey Brown
Scouts
Andrew Johnson, Christian Sarkisian
Scouting Technology Consultant
Geoff Smith
Personnel Assistant
Debbie LaRocco

FOOTBALL OPERATIONS

Director of Player Relations
Eric Ball
Athletic Trainer Emeritus
Paul Sparling
Director of Sports Medicine/Head Athletic Trainer
Matt Summers
Director of Rehabilitation and Performance/Assistant Athletic Trainer
Nick Cosgray
Assistant Head Athletic Trainer
Dan Willen
Assistant Athletic Trainers
Roberto Cardona, Mike Houk
Equipment Manager
Adam Knollman
Assistant Equip Manager
Tyler Runk, Sam Staley
Video Director
Travis Brammer
Assistant Video Director
Kent Stearman
Video Coordinator
Brooks Santanello

BUSINESS OPERATIONS

Director of Operations
Jeff Brickner
Director of Security
Mark Herren
Director of Strategy and Engagement
Elizabeth Blackburn
Business Associate
Blaike Finley
Senior Manager of Digital Strategy
Caroline Blackburn
In-House Counsel
Emma Compton
Director of Community Engagement
Alex Simons
Receptionist
Ellen Gilker

FINANCE

Chief Financial Officers
John Helmle, Johanna Kappner
Controller
Keith Theissen
Manager of Human Resources
Christina Daniels
Accounts Payable Specialist
Tracey Sailer
Senior Accountant
Dave Tracy

INFORMATION TECHNOLOGY

Senior Director of Technology
Jake Kiser
Application Developer
Tyler Gross
IT Support Specialist
Steven Green
Network Administrator
Wilson Medder
Football Data Analyst
Sam Francis

MARKETING

Vice President/Chief Marketing Officer
Brian Sells
Director of Corporate Partnerships
Ryan Holmes
Senior Managers of Corporate Partnerships
Lance Camden, Chris Ryan, Matt Sikich
Corporate Partnerships Account Manager
Jennifer Maki
Senior Suite Sales Manager
T.J. Wagner
Suite Sales Manager
David Felt
Suites and Hospitality Coordinator
Zach Tomlinson
Partnership Administration Manager
Korbin Florer
Media Coordinator
Madison Mullinger

TICKETS

Director of Ticket Operations
Tim Kelly
Director of Ticket Sales and Service
Duane Haring
Director of Sales Analytics
Andrew Brown
Associate Director/Season Ticket and Inside Sales
Matt Ritchie
Account Executives/Season Ticket Sales
Andrew Despoles, Evan Dicks, Dylan Voltz, Brad White, John Youkhannan
Manager/Group Sales
Sean Fleming
Account Executive/Group Sales
Marian Horne
Manager/Season Ticket Member Services
Nathan Biggs
Account Managers/Season Ticket Member Services
Maggie Bulmer, Amanda Murphy, Sara Pfirman, Brian Poston, Ally Tokar
Box Office Manager
Barry Katz
Ticket Operations Manager
Anthony Tacey

MERCHANDISE

Merchandise Manager
Monty Montague
Pro Shop Manager
Todd McGrail
Warehouse Manager
Ron Runk

COMMUNICATIONS/CONTENT

Director of Communications
Emily Parker
Director of Media Relations
PJ Combs
Communications Coordinator
Kyle Williams
Director of Content
Seth Tanner
Bengals.com Senior Writer
Geoff Hobson
Senior Producer/Team Reporter
Marisa Contipelli
Producers
Ben Buchnat, Luke Johnson, Shea Stephenson
Senior Manager of Gameday Production
Will Blackwell
Gameday/Event Entertainment Coordinator
Alex Schweppe
Manager of Creative Services
Dan Brown
Graphic Designer
Mina Creamer
Lead Digital Coordinator
Midge Mazur
Social Media Coordinator
Paige Hutchinson
E-mail Marketing Coordinator
Andrew Maxwell

STADIUM OPERATIONS

Managing Director
Steve Johnson
Stadium Capital Projects Manager
John Pope
Building Engineer
Jim Hautz
Audio/Visual Engineer
Stewart Pirani
Private Events Manager
Christina Mason
Controller
Diane Holle

COACHING STAFF

Head Coach
Zac Taylor
_____**ASSISTANT COACHES**_____


Defensive Coordinator
Lou Anarumo
Assistant Special Teams
Colt Anderson
Linebackers
James Bettcher
Strength and Conditioning
Joey Boese
Secondary/Cornerbacks
Charles Burks
Offensive Coordinator
Brian Callahan
Tight Ends
James Casey
Defensive Quality Control
Louie Cloffi
Senior Defensive Assistant
Mark Duffner
Assistant Offensive line
Derek Frazier
Running Backs
Justin Hill
Defensive Line
Marion Hobby
Assistant Strength and Conditioning
Todd Hunt
Offensive Assistant
Fred Knighten
Assistant Linebackers
Jordan Kovacs
Assistant Wide Receivers
Brad Kragthorpe
Secondary/Safeties
Robert Livingston
Assistant Offensive Line
Ben Martin
Quarterbacks
Dan Pitcher
Offensive Line/Run Game Coordinator
Frank Pollack
Assistant Head Coach/Special Teams Coordinator
Darrin Simmons
Assistant Strength and Conditioning
Garrett Swanson
Wide Receivers
Troy Walters
_____**STAFF**_____

Director of Coaching Operations
Doug Rosfeld
Offensive analyst
Adam Zimmer

TEAM SUPPORT

Business Development
Bob Bedinghaus
Coaching Consultant
Jim McNally
Head Team Physician/Medical Director
Marc T. Galloway
Team Physicians
Brett Betz, Brian Grawe, Ed Jung, Kevin Reilly
Certified Seasonal Athletic Trainers
Evan Abbott, Ai La, Michael Turner, Caitlyn Wilson
Equipment
Ryan Eckerle, Sean Higgins
Video
Evan Cooley, Tanner McDole, Maysy Nielsen
Ticket Sales Consultants
Nate Ball, Jennie Cerjak, Sunny Choudhury, Griffin Litsey, Myah Menfee, Molly Murphy
Media Relations
Julian Veliz, Brook Weber
Content
Maggie Atcheson, Alex Camerlengo, Elijah Harris, Walker Simasek, Noah Stitt
Preseason TV Executive Producer
David Ashbrock
Game Day Production Engineer
Kevin Doerle
Stadium Public Address Announcers
Tom Kinder Jr., Nick Wiget
Head Statistician
Doug Uhlenbrock
Press Box Public Address Announcer
John Oiberding
Cheerleader Coordinator
Charlotte Simons

ZAC TAYLOR HEAD COACH



Zac Taylor was named the 10th head coach in Bengals history on Feb. 4, 2019. The 2022 season is his fourth in the position after a '21 campaign in which he led the team to an AFC North Division championship, an AFC championship and a berth in Super Bowl LVI.

In three seasons at the helm, Taylor holds marks of 16-32-1 in regular season and 3-1 in postseason. Working with one of the NFL's top young offenses in 2021, Taylor helped guide second-year QB Joe Burrow to a breakout year in which he set team records for passing yardage (4611), TD passes (34) and passer rating (108.3), as well as recording a league-high 70.4 completion percentage. Burrow was named the AP NFL Comeback Player of the Year — becoming the second player in franchise history to do so — after missing the final six weeks of his rookie season due to a knee injury. Taylor also oversaw the rapid rise of first-year WR Ja'Marr Chase, who posted the most receiving yards by a rookie in the Super Bowl era (1455) en route to winning AP Offensive Rookie of the Year honors. Chase and fellow WR Tee Higgins (1091 yards) became the first duo in NFL history to record 1000 receiving yards in the same season before the age of 23. Fifth-year RB Joe Mixon further established himself as one of the NFL's premier backs under Taylor, ranking third in the league in rushing yards (1205) and fourth in rushing TDs (13). Overall, the Cincinnati offense finished the regular season in the top half of the NFL in yards (13th, 361.5 per game), passing yards (seventh, 259.0) and points (eighth, 27.1).

Defensively, the Bengals showed marked improvement from 2020 to '21, improving their league ranking in rushing yards allowed (29th to fifth), total yards allowed (26th to 18th) and points allowed (22nd to 17th).

In 2020, Taylor helped transition Burrow, the No. 1 overall pick in the NFL draft, to the pros, despite the absence of an in-person offseason program due to the COVID-19 pandemic. Burrow produced one of the most productive starts to a career by a QB in NFL history before a knee injury ended the rookie's season after 10 games. Still, Burrow's 264 completions were the most ever by an NFL QB through their first 10 career games, while his 404 pass attempts were second and his 2688 passing yards were fifth. Defensively, Taylor oversaw the onboarding of seven new starters, and helped Cincinnati hold opposing passers to just a 62.8 completion percentage (sixth-lowest in the NFL).

In 2019, his first season as head coach, Taylor headed off a wave of early season injuries to lead Cincinnati to second-half turnarounds on both offense and defense. Offensively, the Bengals' per-game rushing average jumped 70.6 yards from the first half of the season (59.5) to the second (130.1), while their per-attempt average jumped 1.26 yards (3.17 to 4.43) and they allowed 10 fewer sacks (29 to 19). The team's top four WRs — Boyd, Alex Erickson, Auden Tate and John Ross III — all posted career-highs in both receptions and receiving yards. Defensively, Cincinnati notched 11 more sacks in the second half of the season compared to the first, and allowed 84.1 fewer yards per game.

Taylor came to Cincinnati after two seasons (2017-18) with the L.A. Rams, where he served as assistant wide receivers coach in '17 and quarterbacks coach in '18. In 2018, he helped guide Rams QB Jared Goff to career highs in every major passing category. Goff ranked fourth in the NFL in passing yards and eighth in passer rating. The Rams' QB play was a key component to their offense, which finished the regular season ranked second in the NFL in total net yards (421.1 per game), fifth in net passing yards (281.7), second in scoring (32.9), first in first downs (401) and fifth in third-down percentage (45.0). Los Angeles won the NFC West with a 13-3 regular-season record and advanced to Super Bowl LIII against the New England Patriots.

In 2017, Taylor helped oversee an emerging Rams passing offense that

ranked 10th in the NFL in passing yards per game (239.4). Taylor directed a Rams' young receiving corps headed by rookie Cooper Kupp, who finished the season with 62 catches, a team-high 869 receiving yards and five TDs.

Prior to his time with the Rams, Taylor had a one-year stint in the college ranks, serving as offensive coordinator and quarterbacks coach at the University of Cincinnati in 2016. Taylor served under head coach Tommy Tuberville at UC.

Taylor broke into NFL coaching in 2012 with the Miami Dolphins as assistant quarterbacks coach. He was elevated to quarterbacks coach from 2013-15, and spent the final five games of '15 as the Dolphins' interim offensive coordinator and primary play-caller, after the team made coaching staff changes.

During his time in Miami, Taylor was instrumental in the development of QB Ryan Tannehill, the team's first-round draft pick in 2012. Working with Taylor, Tannehill passed for 15,460 yards from 2012-15, the third-most passing yards among all QBs in NFL history in their first four seasons. In his rookie season, Tannehill set franchise rookie records for passing yards (3294), attempts (484) and completions (282). After throwing for 3912 yards in 2013, Tannehill's total of 7207 passing yards were the fifth-most in NFL history by a quarterback in his first two seasons. He tossed a then-career-high 27 TD passes in 2014, the sixth-most in Dolphins history and the most since Marino threw 30 in 1994. Tannehill also set a franchise record with 392 completions, surpassing Marino's 385 in 1994.

In 2015, the year in which Taylor spent the last five games of the season calling Miami's offensive plays, Tannehill completed 363 of 586 passes for a career-high 4208 yards, 24 TDs and a passer rating of 88.7.

Taylor's coaching career began at Texas A&M University, where he served as offensive graduate assistant and tight ends coach under head coach Mike Sherman from 2008-11. The Aggies shared the Big 12 South Championship in 2010 and played in three bowl games during Taylor's time in College Station.

As a player, Taylor began his college career at Wake Forest (2002-03) before transferring to Butler County Community College in Kansas ('04) and then playing his final two seasons ('05-06) at the University of Nebraska. Taylor had a decorated career with the Cornhuskers, setting numerous school records and passing for 5850 yards and 45 touchdowns. In his 2006 senior season, he was named Big 12 Offensive Player of the Year after passing for 3197 total yards and leading the Cornhuskers to a 9-3 record, an appearance in the Big 12 Championship Game and a berth in the Cotton Bowl. He was inducted into the Nebraska Football Hall of Fame in 2017.

Taylor joined the Tampa Bay Buccaneers as a college free agent in 2007, but he was waived prior to the start of training camp and never saw NFL action. Later that year, he joined the Winnipeg Blue Bombers of the Canadian Football League, where he spent one season (did not play).

His father, Sherwood, was a defensive back and captain at the University of Oklahoma, playing under Sooners head coach Barry Switzer from 1976-79. Sherwood Taylor later served as an assistant coach at Oklahoma and Kansas State University. Taylor's brother, Press, played quarterback at Marshall University and currently is the offensive coordinator for the Jacksonville Jaguars.

Taylor was born in Norman, Okla., on May 10, 1983. After attending Norman High School, he earned a bachelor's degree in communication studies from the University of Nebraska in 2006. He and his wife, Sarah, have four children — Brooks, Luke, Emma Claire and Milly. Sarah Taylor is the daughter of former Green Bay Packers and Texas A&M head coach Mike Sherman.


Playing and coaching history: 2002-03—Played QB at Wake Forest. **2004**—Played QB at Butler County (Kan.) Community College. **2005-06**—Played QB at University of Nebraska. **2007**—Signed as college free agent with Tampa Bay Buccaneers (released prior to training camp); Was a QB with the Winnipeg Blue Bombers of the CFL (did not play). **2008-11**—Graduate assistant/assistant coach (AC), Texas A&M. **2012-15**—AC, Miami Dolphins (interim offensive coordinator for final five games of '15). **2016**—Offensive coordinator/QBs coach, University of Cincinnati. **2017-18**—AC, L.A. Rams. **2019-present**—Head coach, Cincinnati Bengals.



EMILEE CHINN / AP

LOU ANARUMO

DEFENSIVE COORDINATOR



Lou Anarumo is entering his 11th season as an NFL coach, and fourth with Cincinnati, after joining the Bengals in 2019 as defensive coordinator.

In 2021, Anarumo's defense recorded 42 sacks — more than double its total of 17 from the previous year — to rank 11th in the NFL. Cincinnati also allowed the fifth-fewest rushing yards per game (102.5) and ranked in the top 10 in forced fumbles (14, tied for ninth) and fumble recoveries (nine, tied for sixth). He worked closely with DE Trey Hendrickson, who in his first year with the team tallied a career-high 14 sacks, the fifth-most in the league and second-most in a single season in franchise history.

During the Bengals' postseason run to an AFC Championship and a berth in Super Bowl LVI, their defense led all teams in postseason in interceptions (eight), total tackles (155) and passes defended (23). The eight picks were the most by any NFL team in a single postseason since Green Bay in 2010.

In 2020, Cincinnati's defense featured seven new starters from the previous year, and Anarumo helped steer the new arrivals through an offseason with no on-field work and later a wave of injuries and COVID-19 issues. His presence was particularly evident in the secondary, where starting safeties Von Bell (114) and Jessie Bates III (107) led the team in tackles. The Bengals also held opposing passers to a 62.8 completion percentage, sixth-lowest in the NFL.

In 2019, Anarumo's defense saw improvement as the season progressed, notching 11 more sacks in the second half of the season compared to the first eight games, and allowing 84.1 fewer yards per game. Additionally, Cincinnati was among the NFL's best in the red zone, allowing TDs on just 49 percent of opponents' trip inside the 20-yard line (fifth in the NFL).

Anarumo spent 2018 as DBs coach of the N.Y. Giants, where he helped the defense rank seventh in the NFL in INTs (16) and 10th in opponent passer rating (89.8). Prior to his time in New York, Anarumo served as DBs coach for the Miami Dolphins from 2012-17. In 2017, S Reshad Jones led the Dolphins with 122 tackles and was selected as a starter on the AFC Pro Bowl team. The Miami defense finished the season with 21 forced turnovers, tying for fourth in the NFL.

Anarumo entered the 2015 season as Dolphins secondary coach, but was named interim defensive coordinator on Oct. 8 after the team made changes to the coaching staff. He held that role for the final 12 games, helping Jones and CB Brent Grimes earn Pro Bowl nods.

In 2014, Anarumo led a Dolphins secondary that allowed just 222.3 passing yards per game, sixth-best in the NFL. Grimes recorded a team-high five INTs en route to his second straight Pro Bowl.

From 2012-13, Miami's 35 TD passes allowed were the second-fewest in the NFL over that span. The secondary in '13 also held opponents to the fifth-lowest passer rating in the league (77.3).

Prior to the Dolphins, Anarumo spent 23 seasons in the college coaching ranks. From 2004-11, he served as DBs coach at Purdue University, where he oversaw the development of multiple future pros, including CB Ricardo Allen and S Bernard Pollard.

From 2001-03, Anarumo was DBs coach at Marshall University, where he also served as special teams coordinator in '03. The Thundering Herd ranked 10th in the nation in passing defense in '03, allowing 177.4 yards per game.

Anarumo was assistant head coach at Harvard University from 1995-2000, working with the DBs and coordinating the special teams. From 1992-94, he was defensive coordinator and DBs coach at the U.S. Merchant Marine Academy.


From 1990-91, Anarumo was a graduate assistant at Syracuse University. From January to June 1990, he was a part-time running backs coach at Wagner College. He served in that same role at the United States Merchant Marine Academy from September 1989 to January '90.

Born Aug. 18, 1966, Anarumo is a native of Staten Island, N.Y., and earned his bachelor's degree in special education from Wagner in 1990. He and his wife, Fran, have three children — Madison, Louis and Christopher. His last name is pronounced "ann-ah-ROO-mo."

Coaching history: **1989-90**—Assistant coach (AC), U.S. Merchant Marine Academy. **1990**—AC, Wagner. **1990-91**—Graduate assistant coach, Syracuse. **1992-94**—AC, U.S. Merchant Marine Academy. **1995-2000**—AC, Harvard. **2001-03**—AC, Marshall. **2004-11**—AC, Purdue. **2012-17**—AC, Miami Dolphins (interim defensive coordinator for final 12 games of '15). **2018**—AC, N.Y. Giants. **2019-present**—Defensive coordinator, Cincinnati Bengals.

COLT ANDERSON

ASSISTANT SPECIAL TEAMS



Colt Anderson enters his third season with the Bengals, after beginning his coaching career with Cincinnati in 2020. Considered one of the NFL's top special teamers during his nine-year (2009-17) playing career, Anderson now serves alongside one of the league's top special teams coaches in assistant head coach/special teams coordinator Darrin Simmons.

In 2021, Anderson helped guide special teams units that particularly excelled in the kicking game. Namely, rookie K Evan McPherson led the league during the regular season in field goals made from 50+ yards (9), while ranking 12th in total field goals (28), seventh in extra points made (46) and 11th in points scored (130). McPherson also recorded the longest field goal in franchise history, converting from 58 yards in a win at Denver. The rookie went on to post historic numbers in the postseason in helping lead Cincinnati to an appearance in Super Bowl LVI, as he went a perfect 20-for-20 on placekicks (14 FGs, six PATs) — the most attempts without a miss in a single postseason in NFL history. Anderson once again worked with 13th-year veteran P Kevin Huber, who had 22 punts downed inside the opponents' 20-yard line and enters 2022 with the fifth-most career inside-20 punts among active punters (337).

In his first season in Cincinnati, Anderson helped oversee a Cincinnati kicking game that ranked sixth in the league in average drive start on offense (26.4-yard line), and sixth in average yards allowed per punt return (5.9). Headlining the special teams units was Huber, who posted career-highs in both gross (47.2) and net (42.8) average. Additionally, WR Alex Erickson ranked fifth in the NFL in average yards per punt return (10.1), while S Brandon Wilson was sixth in average yards per kickoff return (26.2).

As a player, Anderson was a rotational safety whose impact was felt most on special teams. Over his nine seasons as an NFL player, he spent time with the Minnesota Vikings, Philadelphia Eagles, Indianapolis Colts and Buffalo Bills. He played in 84 career games (seven starts), and recorded 109 tackles, one interception and two forced fumbles on defense, along with 58 tackles on special teams.

Anderson's final NFL stop as a player was in Buffalo, where he spent the 2016-17 seasons. Injuries limited him to just seven games over two seasons with the Bills, but he still managed five special teams tackles and when healthy was considered a core special teams player.

Prior to his time with Buffalo, Anderson spent two seasons (2014-15) with Indianapolis, where he totaled 16 special teams tackles and a forced fumble. His first NFL game action came with the Philadelphia Eagles, racking up 37 special teams tackles over four seasons (2010-13).

He entered the NFL as a college free agent signee of the Vikings in 2009, spending the majority of his first two seasons on Minnesota's practice squad before being signed to the Eagles' active roster in Nov. 2010.

Anderson played collegiately at the University of Montana, in Missoula, Mont. He originally joined the Grizzlies' program as a walk-on safety, and went on to become a four-time All-Big Sky performer — three times as a safety and once as a special teams player. As a senior in 2008, he set a school record with 129 tackles.

After his NFL playing career, Anderson spent one season (2019) as a volunteer coach at his alma mater, Butte High School, where he focused mainly on defense and special teams. He and his brother, Beau, own a restaurant in Montana called the Missoula Club, and he and his other brother, Luke, own a clothing company called Uptop. He and his wife, Keelie, also founded the Colt Anderson Dream Big Foundation, a non-profit that is focused on implementing "programs and experiences that will involve our youth, getting them excited about investing in their future."

Anderson was born Oct. 25, 1985, in Butte, Mont., and went on to star as a running back and safety in high school. He holds a degree from Montana in business information systems, and he also earned a teaching certificate in secondary education. He and his wife have four sons — Cage, Krew, Coye and Kace.

Playing and coaching history: **2004-08**—Played safety at Montana. **2009-10**—Played safety with Minnesota Vikings (practice squad). **2010-13**—Played safety with Philadelphia Eagles (signed off Vikings practice squad in Nov. 2010). **2014-15**—Played safety with Indianapolis Colts. **2016-17**—Played safety with Buffalo Bills. **2019**—Assistant coach (AC) in Montana high school ranks. **2020-present**—AC, Cincinnati Bengals.

JAMES BETTCHER LINEBACKERS



James Bettcher enters his first season with the Bengals in 2022 as linebackers coach, after spending '21 as senior defensive assistant/running game specialist with the San Francisco 49ers.

In 2021, Bettcher helped guide a 49ers defense that ranked in the top 10 leaguewide in yards allowed (third), passing yards allowed (sixth) and rushing yards allowed (seventh). He worked with Pro Bowl LB Fred Warner, who registered a career-high 137 tackles.

Prior to his stint in San Francisco, Bettcher spent five seasons as defensive coordinator with the N.Y. Giants (2018-19) and Arizona Cardinals (2015-17). In 2019, he helped free agent signee Markus Golden lead the team in sacks (10) and record a career-high 72 tackles. Two Giants defenders earned Pro Bowl selections in 2018, as LB Olivier Vernon tallied seven sacks while S Landon Collins logged 96 tackles. That season, he coached alongside current Bengals defensive coordinator Lou Anarumo, who served as DBs coach for the Giants.

Bettcher spent five seasons in Arizona (2013-17), including the final three as defensive coordinator. While coordinating, his units ranked in the top six in the NFL in total defense each season from 2015-17, and had the fourth-most takeaways (82) and defensive TDs (11) in that span.

Bettcher joined the Cardinals as outside linebackers coach in 2013. That season, he coached LB John Abraham to the Pro Bowl, and Arizona led the NFL in rushing yards allowed per game (84.4) and tied for sixth in sacks (47). In 2014, it yielded an average of 18.7 points per game, ranking fifth in the league.

Bettcher first entered the NFL in 2012 as special assistant to the head coach for the Indianapolis Colts. During that season, Bruce Arians stepped in as interim head coach for 12 games while Chuck Pagano received treatment for leukemia. With Bettcher's assistance, Arians led the team to a 9-3 record and a playoff berth, earning AP NFL Coach of the Year honors. Working primarily with the team's outside linebackers, Bettcher helped LB Robert Mathis transition from defensive end and earn his first Pro Bowl selection at that position.

Before joining the Colts, Bettcher spent nine years in the college coaching ranks. In 2011, he served as linebackers/special teams coach at the University of New Hampshire, where he coached the NCAA FCS leading tackler, LB Matt Evans. Bettcher coached defensive ends and special teams at Ball State University in 2010, tutoring DE Robert Eddins, who led the team in sacks and earned second-team Mid-American honors.

Bettcher was a graduate assistant at the University of North Carolina from 2007-09, working primarily with the defense. In 2009, the Tar Heels finished sixth nationally in total defense. At UNC, Bettcher helped develop DL Robert Quinn, who went on to become a 2011 first-round NFL draft pick. Prior to UNC, Bettcher spent one season (2006) as a defensive graduate assistant at Bowling Green State University, working with the secondary and special teams units.


Bettcher began his coaching career at his alma mater, the University of St. Francis (Ind.), where he served as special teams coordinator and defensive line coach from 2003-05. He also worked with the strength and conditioning staff and additionally was the head track coach from 2003-04. With Bettcher on staff, the Cougars earned three berths to the NAIA playoffs, including two national championship game appearances.

As an offensive lineman during his playing career at St. Francis (1999-2002), Bettcher was a two-time NAIA Coaches All-American and a three-time All-Mid-States Football Association selection. In his senior season in 2002, Bettcher received the team's Silver Helmet Award for leadership, coachability and performance on the field. He also competed on the school's track & field team, where he earned All-America honors five times. Bettcher was inducted into the St. Francis Hall of Fame in 2012.

Bettcher was born in Lakeville, Ind. He and his wife, Erica (from Fort Wayne, Ind.), have two sons, Colton and Brooks, and one daughter, Addison.

Playing and coaching history: 1999-2002—Played OL at St. Francis (Ind.). 2003-05—Assistant coach (AC), St. Francis (Ind.). 2006—Graduate assistant, Bowling Green. 2007-09—Graduate assistant, North Carolina. 2010—AC, Ball State. 2011—AC, New Hampshire. 2012—Special Assistant to the Head Coach, Indianapolis Colts. 2013-14—AC, Arizona Cardinals. 2015-17—Defensive coordinator, Arizona Cardinals. 2018-19—Defensive coordinator, N.Y. Giants. 2021—AC, San Francisco 49ers. 2022—AC, Cincinnati Bengals.

JOEY BOESE STRENGTH AND CONDITIONING



Joey Boese enters his fourth season with the Bengals in 2022, and again will lead the team's strength and conditioning program.

Since arriving in Cincinnati in 2019, Boese and his staff have led the physical development of an influx of new and young Bengals players. That development was particularly evident in 2020, when the COVID-19 pandemic prohibited training at the team facility during the offseason and limited it during the regular season. Boese and his staff adjusted and helped onboard a wave of new additions, including the team's seven-player draft class that went on to play 96 combined games as rookies.

During the team's run to an AFC North Division title, AFC Championship and a berth in Super Bowl LVI in 2021-22, Boese's program helped Cincinnati finish the regular season with three wins in its last four games to clinch a playoff spot. His staff was instrumental in the return of QB Joe Burrow, who after missing the final six games of his rookie season in 2020 due to a knee injury, came back to set single-season team records for passing yardage (4611), TDs (34) and passer rating (108.3). Burrow was named the AP NFL Comeback Player of the Year, the second player in Bengals history to receive the honor.

In 2019, his first season in Cincinnati, Boese's program contributed to a late-season surge, with the Bengals improving on offense and defense the second half of the year. Offensively, the team averaged 70.6 more rushing yards per game in the second half of the season (130.1) than the first (59.5). Defensively, Cincinnati notched 11 more sacks the second half of the year, and allowed 84.1 fewer yards per game (57.5 fewer rushing, 26.6 fewer passing yards).

Prior to joining the Bengals, Boese spent three years (2016-18) as the head football strength and conditioning coach at the University of Illinois, where he helped the Illini develop one of the most powerful rushing offenses in the Big Ten Conference. In 2018, the team's 244.2 yards per game on the ground ranked second in the Big Ten.

Boese spent the previous four seasons as head strength and conditioning coach at Fresno State University from 2012-15. In his first two seasons at Fresno State, Boese helped the Bulldogs to back-to-back conference titles, a first for the program since 1992-93. Boese also helped develop 14 All-Mountain West first-team performers and six NFL draft picks, including Oakland Raiders QB Derek Carr and Green Bay Packers WR Davante Adams. Fresno State's most success came in 2013, Boese's second year with the program, when the Bulldogs tied the school record for wins (11) and reached as high as No. 13 in the USA Today Coaches Poll.

Boese broke into the coaching ranks as assistant strength and conditioning coach for the Texas A&M football team from 2008-11. During his time with the Aggies, Boese coached seven future first-round NFL draft picks, including Denver Broncos all-pro LB Von Miller and QB Ryan Tannehill. He also worked alongside several members of the current Bengals coaching staff, including head coach Zac Taylor, WRs coach Troy Walters and assistant OL coach Ben Martin.

Between August 2009 and July 2011, Boese worked as the head strength and conditioning coach for Texas A&M's baseball team, helping the Aggies reach the 2011 College World Series.

Boese attended the University of Wisconsin, where he played defensive back on the football team from 1998-2001. He was a four-year letterman, two-year starter and three-time Academic All-Big Ten selection. He helped the Badgers to back-to-back Rose Bowl victories (1998 and '99) and a Sun Bowl victory (2000). After college, he played four seasons (2003-06) in the Canadian Football League for the Calgary Stampeders. After his playing days, Boese served as a defensive video intern with the Nebraska football team in 2007.

Boese was born in Chicago, Ill., but raised in Southern California. He earned a bachelor's degree in communication arts from Wisconsin in 2002, and finished his master's of science in health, physical education and recreation at Emporia State University in '08. He is a certified strength and conditioning specialist (CSCS), and a member of the National Strength and Conditioning Association (NSCA) and Collegiate Strength and Conditioning Coaches Association (CSCCA).

Boese and his wife, Aimee, have three sons — Sam, Ben and Max. His last name is pronounced "bo-ZAY."

Playing and coaching history: 1998-2001—Played DB at Wisconsin. 2003-06—Played DB with Calgary Stampeders (CFL). 2008-11—Assistant coach (AC), Texas A&M. 2012-15—AC, Fresno State. 2016-18—AC, Illinois. 2019-present—AC, Cincinnati Bengals.

CHARLES BURKS
SECONDARY/CORNERBACKS



Charles Burks enters his first season on the Bengals staff in 2022 and will serve as secondary/cornerbacks coach. He most recently coached the Miami Dolphins' cornerbacks in 2021.

Burks began his NFL coaching career in Miami in 2019, spending two seasons as a coaching assistant with a focus on the team's cornerbacks before being promoted to cornerbacks coach in 2021. In 2021, he helped CB Xavier Howard further establish himself as one of the game's top corners, as the sixth-year veteran ranked tied for fourth in the NFL in INTs (five), while tying for sixth in PDs (16). Howard earned his third career Pro Bowl nod and second during Burks' Miami tenure.

In 2020, Howard was a first-team All-Pro selection after recording a league-leading 10 INTs, the most by an NFL player since 2007. The number also tied the franchise's single-season record. Burks worked with a Dolphins defense that led the NFL in takeaways (29) and third-down defense (31.2 percent) while finishing sixth in scoring (21.1 points allowed per game).

Prior to joining the Dolphins staff, Burks spent seven seasons in the collegiate ranks. He served as defensive coordinator at Southeastern Oklahoma State from 2014-18, overseeing a unit in 2018 that led all of NCAA Division II in pass defense (118.7 yards allowed per game). That season, the Savage Storm also ranked in the top 10 nationally in both total defense (sixth; 251.2 total yards allowed per game) and scoring defense (seventh; 15.4 points allowed per game).

In 2016, Burks tutored CB Raheem Wilson, who led Division II with 24 PDs and recorded five INTs en route to earning NCAA Division II All-America honors.


Burks coached at three schools in three seasons before Southeastern Oklahoma State, serving as secondary coach at Texas A&M-Commerce (2013), assistant secondary/cornerbacks coach at West Texas A&M (2012) and secondary coach at his alma mater, East Central University (2011).

A three-year letterman (2008-10) at East Central, located in Ada, Okla., Burks played cornerback for a Tigers team that won a Lone Star Conference North Division championship.

Burks was born in Grand Prairie, Texas. He earned his bachelor's degree in kinesiology with a minor in sociology from East Central, where he also received a master's degree in sports administration.

Playing and coaching history: 2008-10—Played CB at East Central University (Okla.). **2011**—Assistant coach (AC), East Central. **2012**—AC, West Texas A&M. **2013**—AC, Texas A&M-Commerce. **2014-18**—Defensive coordinator, Southeastern Oklahoma State. **2019-21**—AC, Miami Dolphins. **2022**—AC, Cincinnati Bengals.

BRIAN CALLAHAN
OFFENSIVE COORDINATOR



Brian Callahan enters his 13th NFL season and his fourth in Cincinnati in 2022. He joined the Bengals as offensive coordinator prior to the 2019 season.

In 2021, Callahan oversaw a talented young offense that ranked seventh in the NFL in passing yards (259.0 per game) and eighth in points (27.1). QB Joe Burrow, returning from a knee injury sustained in his rookie year, led the league in completion percentage (70.4), while setting single-season franchise records for passing yardage (4611), TD passes (34) and passer rating (108.3).

Callahan also worked with a pair of 1000-yard WRs in Ja'Marr Chase and Tee Higgins. Chase, the team's first-round draft pick in 2021, was named NFL Offensive Rookie of the Year after recording the most receiving yards by a rookie in the Super Bowl era (1455), to go with 13 TDs. Higgins added 1091 receiving yards in his second season. On the ground, RB Joe Mixon ranked in the top five in the NFL in rushing yards (1205, third) and rushing TDs (13, fourth).

In 2020, Callahan helped transition Burrow, the No. 1 overall pick in the draft, to the pro level despite the absence of an in-person offseason program due to the COVID-19 pandemic. Before a knee injury ended his season in Week 11, Burrow's 264 completions were the most ever by an NFL QB through their first 10 career games, while his 2688 passing yards were fifth.

In 2019, his first Bengals season, Callahan helped Cincinnati's rushing average rise 70.6 yards from the first half of the season (59.5) to the second (130.1). In the passing game, each of the team's top four WRs — Boyd, Alex Erickson, Auden Tate and John Ross III — posted career highs in both receptions and receiving yards.

Prior to his arrival in Cincinnati, Callahan was quarterbacks coach for the Oakland Raiders in 2018. He helped QB Derek Carr to a then-career-high 4049 passing yards and an AFC-best 68.9 completion percentage.

Prior to his season in Oakland, Callahan was quarterbacks coach with the Detroit Lions from 2016-17. Over the course of his two seasons, QB Matthew Stafford ranked in the top 10 among NFL passers in TD passes (53), passing yards (8773), completions (759) and completion percentage (65.5).

In 2017, Stafford ranked third in the NFL in passing yards (4446) and fourth in passing TDs (29). In 2016, he engineered an NFL-best eight game-winning drives in the fourth quarter, the most by a QB in a single season since the 1970 AFL-NFL merger.

Callahan began his NFL coaching career with the Denver Broncos, spending six years with the club in a multitude of offensive roles. He entered in 2010 as a coaching assistant, then moved to offensive quality control from '11-12, offensive assistant from '13-14, and offensive assistant/quarterbacks coach in '15.

During his run with the Broncos, Callahan helped mold one of the NFL's most potent offenses, which led the Broncos to five consecutive AFC West titles from 2011-15, and a victory in Super Bowl 50.

Callahan also helped the Broncos' offense to four consecutive seasons (2012-15) of 4000 passing yards. Denver's QB during Callahan's tenure was Hall-of-Famer Peyton Manning, who as a Bronco won NFL MVP honors in 2013 after throwing an NFL-record 55 TD passes. Denver also set a league-record in points (606) and had the second most yards per game (457.3) in NFL history.

Prior to joining the NFL coaching ranks, Callahan spent two years (2008-09) at Junipero Serra High School in San Mateo, Calif., as the team's offensive coordinator and QBs coach. His first coaching experience came in 2006-07, as a graduate assistant at UCLA, where he served in football operations in '06, and then worked with the WRs in '07.

Callahan played collegiately at UCLA, where as a former walk-on QB he appeared in 13 games as a holder on PATs. He earned a bachelor's degree in sociology from UCLA in 2006, and a masters in education in '08.

The son of former Raiders head coach (2002-03) Bill Callahan, Brian Callahan was born in Champaign, Ill., but attended high school in California in the Bay Area. He was a two-year letter winner at De La Salle High School in Concord, Calif., where he was a part of the school's national-record 151-game winning streak and led the team to a No. 1 national ranking. Callahan and his wife, Allyson, have a son, Ronan, and daughter, Norah.

Playing and coaching experience: 2002-05—Played QB at UCLA. **2006-07**—Graduate assistant coach, UCLA. **2010**—Coaching assistant, Denver Broncos. **2011-15**—Assistant coach (AC), Denver Broncos. **2016-17**—AC, Detroit Lions. **2018**—AC, Oakland Raiders. **2019-present**—Offensive coordinator, Cincinnati Bengals.

JAMES CASEY TIGHT ENDS



James Casey enters his fourth season in Cincinnati, and fourth as an NFL coach. He joined the Bengals as tight ends coach prior to the 2019 season.

In 2021, Casey helped TE C.J. Uzomah emerge as one of the top pass catchers in the NFL at his position. After missing the majority of the 2020 campaign due to injury, Uzomah set career highs in receptions (49), receiving yards (493) and receiving TDs (5), ranking in the top 10 among AFC tight ends in each category. TE Drew Sample continued to establish himself as a premier blocking tight end, helping pave the way for RB

Joe Mixon recording a career-high 1205 rushing yards.

In 2020, the Bengals lost Uzomah to a season-ending Achilles injury in Week 2. Casey helped Cincinnati adjust, and transitioned second-year pro Drew Sample to a more prominent role that resulted in career-highs in both catches (40) and receiving yards (349).

In 2019, his first season in Cincinnati, Casey helped Bengals tight ends account for a third of the team's receiving TDs (six of 18), despite losing Sample, a rookie second-round pick, to a season-ending injury mid-way through the year. The tight ends also helped boost the Bengals' blocking efforts over the team's final eight games. Cincinnati allowed 10 fewer sacks in the second half of 2019 compared to the first, and the team's per-game rushing average increased by 70.6 yards.

Prior to joining the Bengals, Casey spent three years (2016-18) on the coaching staff at the University of Houston. In 2018, he served as special teams coordinator/tight ends coach, and helped the Cougars' offense rank fourth nationally in scoring (46.4 points per game) and sixth in total offense (528.6 yards per game). Houston scored at least 30 points in all 12 regular-season games, and hit the 40-point mark in 10 of 12 games.

Under Casey's direction, Houston's tight ends helped the team rank 14th in the country in passing offense (300.9 yards per game) and 20th in rushing (227.7). Houston was one of only two schools (the other was Oklahoma) in 2018 to rank in the top 20 nationally in both passing and rushing offense.

In 2017, Casey played a key role in the emergence of Houston TE Romello Brooker, who finished the season with 29 receptions for 364 yards and six TDs (led the American Athletic Conference). Brooker had entered 2017 with just nine career catches.

In 2016, Casey's first as a coach after his playing career, he served as offensive football analyst for Houston and helped the Cougars to a No. 15 national ranking in passing offense (310.9 yards per game). Houston also ranked 21st in scoring offense (38.0 points per game), and topped the 30-point park in 11 of 12 regular-season games.

Prior to his coaching career, Casey had a seven-year (2009-15) playing career in the NFL as a tight end/fullback. He originally was a fifth-round draft pick of the Texans in 2009, and played four seasons (2009-12) with Houston before later stints with the Philadelphia Eagles ('13-14) and Denver Broncos ('15).

Casey played collegiately at Rice University in Houston, where he had a record-setting career as a tight end in just two seasons (2007-08). Casey left the program with school records for receptions in a season, receiving yards in a season and receiving yards in a game. He earned Freshman All-America honors in 2007, and first-team All-Conference USA and CoSIDA Academic All-American honors in 2008. He was also named the 2008 recipient of Rice's James W. Glanville Award, presented annually to the player who has achieved excellence in athletics, academics and integrity.

Prior to his time at Rice, Casey was drafted by the Chicago White Sox in the seventh round of the 2003 Major League Baseball Draft. He spent three seasons with the White Sox organization as a pitcher, before enrolling at Rice and pursuing football.

Casey was born on Sept. 22, 1984, in Fort Worth, Texas, but was raised in nearby Azle, Texas. He attended Azle High School, where he was a standout quarterback on the football team and pitcher on the baseball team.

Casey and his wife, Kylie, have two sons, Cannon and Knox.

Playing and coaching history: 2007-08—Played tight end at Rice. **2009-12**—Played tight end, Houston Texans. **2013-14**—Played tight end with Philadelphia Eagles. **2015**—Played tight end with Denver Broncos. **2016-18**—Assistant coach (AC), University of Houston. **2019-present**—AC, Cincinnati Bengals.

SIGISMONDO CIOFFI DEFENSIVE QUALITY CONTROL



A Bengals assistant from 1997-2010, Sigismondo "Louie" Cioffi returned to Cincinnati in 2021 after more than a decade away, and serves as defensive quality control coach. 2022 will mark his 16th Bengals season, and 24th as an NFL coach.

In 2021, Cioffi helped the Cincinnati defense allow the fifth-fewest rushing yards per game in the NFL (102.5). The Bengals also recorded the 11th-most sacks in the league (41), led by free agent acquisition DE Trey Hendrickson, who logged 14 — a career high, the fifth-most in the NFL and the second-most in a single season

in team history. The defense stepped up with several marquee plays during the team's postseason run to an AFC Championship and an appearance in Super Bowl LVI. Its eight interceptions over four games were the most by any team in a single postseason since Green Bay in 2010, and they had multiple picks in the AFC Divisional, AFC Championship and Super Bowl.

In 2020, Cioffi served as defensive coordinator of the XFL's D.C. Defenders. He helped the team to a first-place finish in the XFL East, as the defense ranked second in the league in both third-down and red-zone percentage. In 2019, he was defensive coordinator/linebackers coach of the AAF's Atlanta Legends, and helped the team lead the league in both total defense and passing defense. Prior to his time with the Defenders and Legends, he spent the 2018 season as defensive coordinator at Southeastern Louisiana University.

His last NFL assignment was in 2016, when he was defensive backs coach for the Cleveland Browns. There, he guided the development of CB Brian Boddy-Calhoun, who tied for the NFL rookie lead in INTs (three). From 2014-15, he was defensive backs coach for the Tennessee Titans, helping the 2015 team allowed the seventh-fewest passing yards per game (229.9) in the NFL.

Cioffi also spent the 2013 NFL season with the Browns, where he served as defensive backs coach and helped the team rank eighth in the NFL in passing yards per game (221.1). He also guided CB Joe Haden and S T.J. Ward to their first career Pro Bowl selections.

From 2011-12, Cioffi was defensive backs coach with the Arizona Cardinals. Under his guidance, the 2012 Cardinals allowed the lowest passer rating (71.2) in the NFL, while ranking second in interceptions (22), second in third-down efficiency (32.9 percent), fourth in takeaways (33) and fifth in pass yards per game (200.8). He also aided in the development of CB Patrick Peterson, who earned his first two Pro Bowl nods (2011-12) under Cioffi.

Cioffi's first stint with the Bengals came from 1997-2002, and he began his role on staff at age 23 as the youngest full-time assistant coach in the NFL. He started off his Bengals tenure as defensive staff assistant (1997-2000) and defensive assistant ('01-02), before moving into the role of assistant defensive backs coach (2003-10). In his seven years as DBs coach, Cioffi helped the Bengals rank fifth in the NFL in interceptions (150), and he oversaw the development of CBs Deltha O'Neal, Tory James, Leon Hall and Johnathan Joseph, and safeties Madiou Williams, Chinedum Ndukwe, Chris Crocker and Roy Williams. His work with the DBs culminated in 2009, when the defense ranked fourth in the NFL in fewest yards allowed (301.4 per game), sixth in fewest passing yards allowed (203.1), and sixth in fewest points allowed (18.2). The 2009 pass defense ranking was Cincinnati's highest since 1993.

Cioffi was wide receivers coach at C.W. Post University in Brookville, N.Y. in 1995 and '96. The 1996 team won the ECAC Division II championship.

Prior to his time at C.W. Post, Cioffi served in 1993-94 as a 20 and 21-year-old assistant to Bruce Coslet's coaching staff on the N.Y. Jets. Then, in 1997 when he took over full-time as Bengals head coach, Coslet brought Cioffi on board as part of a reorganization of the coaching staff.

Cioffi was born Sept. 21, 1973, in Queens, N.Y. and attended college at SUNY-Stony Brook. His wife's name is Cindy. They have two daughters, Cecilia Elle and Corrine, and a son, Sigismondo Connor.

Coaching history: 1993-94—Coaching assistant, N.Y. Jets. **1995-96**—Assistant coach (AC), C.W. Post. **1997-2010**—AC, Cincinnati Bengals. **2011-12**—AC, Arizona Cardinals. **2013**—AC, Cleveland Browns. **2014-15**—AC, Tennessee Titans. **2016**—AC, Cleveland Browns. **2018**—Defensive coordinator, Southeastern Louisiana University. **2019**—Defensive coordinator, Atlanta Legends (AAF). **2020**—Defensive coordinator, D.C. Defenders (XFL). **2021-present**—AC, Bengals.

MARK DUFFNER
SENIOR DEFENSIVE ASSISTANT



A Bengals assistant from 1997-2002, Mark Duffner returned to Cincinnati's coaching staff in '19 as senior defensive assistant. He now enters his 26th season as an NFL coach, and 10th with the Bengals.

In 2021, Duffner helped the Cincinnati defense rank fifth in the NFL in rushing yards allowed (102.5 per game) and 11th in sacks (41). Free agent acquisition DE Trey Hendrickson notched 14 sacks, fifth-most in the league and second-most in a season in team history, while LB Logan Wilson led the team with 98 tackles and four interceptions. The defense continued to make key plays during the postseason run to Super Bowl LVI, as Cincinnati led all teams in postseason in interceptions (eight), tackles (155) and passes defended (23).

In 2020, Duffner worked with a Cincinnati defense that held opposing passers to just a 62.8 completion percentage (sixth in the NFL). He helped S Jessie Bates III develop into one of the NFL's top safeties and guided the transition of three rookie LBs into the defensive rotation. In 2019, a late-season turnaround saw Cincinnati record 11 more sacks in the second half of the season compared to the first eight games and allow 84.1 fewer yards per game.

Duffner spent 2016-18 with the Tampa Bay Buccaneers as linebackers coach and served the last 11 games of '18 as interim defensive coordinator after mid-season staff changes. Over those 11 contests, Tampa's defense improved its yards allowed per game from 439.8 to 357.7. Under Duffner's guidance in 2017, LB Kwon Alexander earned his first Pro Bowl nod, while LB Lavonte David had five FFs (second-most in the NFL) and a league-high five FRs.

From 2014-15, Duffner served as linebackers coach for the Miami Dolphins, working alongside several current Bengals coaches, including head coach Zac Taylor and defensive coordinator Lou Anarumo. Prior to Miami, Duffner spent eight seasons (2006-13) coaching linebackers with the Jacksonville Jaguars.

Duffner was named in 2014 as the top Jacksonville assistant coach by the Florida Times-Union on the All-20th Anniversary Jaguars Team. He also twice was voted by fans as Buccaneers Coach of the Year (2017 and '18) as part of Tampa Bay's local PewterCast Awards.

From 2003-05, Duffner was linebackers coach for the Green Bay Packers, where he helped develop first-round draft pick Nick Barnett, who led the team in tackles in each of his three seasons.

Duffner broke into the NFL coaching ranks with the Bengals from 1997-2002. He spent his first four seasons (1997-2000) as LBs coach, then was defensive coordinator for two seasons ('01-02). In 2001, the Bengals' defense allowed the franchise's fewest points (309) since 1989, and the fewest yards per game (302.0) since 1983.

Prior to the NFL, Duffner coached 22 years in the college ranks, including 11 as a head coach. He compiled a combined 80-40-1 record as a head coach at the University of Maryland (1992-96) and The College of the Holy Cross ('86-91). Duffner helped the Terrapins return to the national rankings in 1995 for the first time in nine seasons. At Holy Cross, the Crusaders won five Patriot League championships and four Lambert Cups. Duffner's team also earned the No. 1 ranking in the final 1987 NCAA Division I-AA poll. He was named Patriot League Coach of the Year four times, and he earned National Coach of the Year honors in 1987 and '91. A 2008 inductee of the Holy Cross Hall of Fame, Duffner left the program with the best winning percentage in Patriot League history (.917).

Duffner began his coaching career as a graduate assistant at Ohio State under Woody Hayes from 1975-76 while he earned a master's degree. He then served as defensive coordinator at the University of Cincinnati from 1977-80.

Duffner was born on July 19, 1953, in Annandale, Va.. He played college football at William & Mary from '72-74 (inducted into school's hall of fame in '90). He and his wife, Kathy, have two daughters, Christina and Carolyn, and one son, John, as well as three granddaughters and one grandson.

Playing and coaching history: 1971-74—Played defensive line at William & Mary. **1975-76**—Graduate assistant coach, Ohio State. **1977-80**—Defensive coordinator, University of Cincinnati. **1981-85**—Defensive coordinator and recruiting coordinator, Holy Cross. **1986-91**—Head coach, Holy Cross. **1992-96**—Head coach, Maryland. **1997-2000**—Assistant coach (AC), Cincinnati Bengals. **2001-02**—Defensive coordinator, Bengals. **2003-05**—AC, Green Bay Packers. **2006-13**—AC, Jacksonville Jaguars. **2014-15**—AC, Miami Dolphins. **2016-18**—AC, Tampa Bay Buccaneers (interim defensive coordinator for final 11 games of '18). **2019-present**—AC, Bengals.

DEREK FRAZIER
ASSISTANT OFFENSIVE LINE



Derek Frazier joins the Bengals staff in 2022 and will serve as assistant offensive line coach. He has coached at the NFL and collegiate level, most recently at the University of Wyoming in 2021.

Last season, Frazier coached a Wyoming offensive line that helped produce one of the top rushing attacks in the nation, as the Cowboys' 195.1 yards per game on the ground ranked 29th in the NCAA and second in the Mountain West Conference. Under Frazier's tutelage, three Cowboy offensive linemen — C Keegan Cryder, OG Logan Harris and OT Frank Crum — earned All-Mountain West honors.

Prior to Wyoming, Frazier spent two seasons (2019-20) as assistant offensive line coach with the N.Y. Jets, working alongside current Bengals offensive line coach/run game coordinator Frank Pollack. In 2020, Frazier helped first-round draft pick Mekhi Becton earn numerous all-rookie honors and quickly emerge as one of the NFL's top young OTs. In 2019, the Jets fought through a wave of injuries that forced the team to use 11 different starters (second-most in the NFL) along the line. The line, though, showed improvement, allowing 22 fewer sacks in the second half of the season compared to the first.

Before his first NFL coaching position with the Jets, Frazier spent four seasons at Central Michigan University (2015-18), where he served as offensive line coach and had the added distinction of run game coordinator from '17-18. Frazier helped CMU appear in three consecutive bowl games from '15-17. In 2017, he led an offensive line anchored by third-team All-MAC selection, OL J.P. Quinn, that paved the way for RB Jonathan Ward to become the school's first 1000-yard rusher since '14. Frazier's line also protected QB Shane Morris, whose 27 TD passes tied for the second-most in CMU history.

Prior to Central Michigan, Frazier spent three seasons (2012-14) as offensive line coach at Colorado State, helping the program increase its win total from four to 10 over a three-year period. The Rams went from the ninth-ranked offense in the Mountain West Conference to second in 2014. In 2013, the o-line helped RB Kapri Bibbs rush for 1741 yards and 31 TDs. Frazier coached two offensive linemen — Ty Sambrailo and Weston Richburg — to first-team All-Mountain West honors, with Richburg becoming a second-round draft choice by the N.Y. Giants.

Frazier had two coaching stints at Fresno State, the latter of which from 2006-11. He served as the offensive line coach for the 2006-08 seasons and added the responsibility of run-game coordinator for the 2009-11 seasons. He previously spent the 2003-04 campaigns as a graduate assistant. During his years at Fresno State, Frazier helped the Bulldogs earn six bowl game bids with three wins against Power 5 opponents. He worked with an offensive line that paved the way for consecutive 1000-yard rushers in Dwayne Wright and Bryson Sumlin. He also helped develop All-American OL Logan Mankins, who went on to play 11 seasons in the NFL with the New England Patriots and Tampa Bay Buccaneers.

Frazier was the offensive coordinator and offensive line coach at Adams State College in Alamosa, Colo., for two seasons (2001-02), where he also served as the weight throws coach for the Adams State track & field team. During the 2000 season, he was the offensive coordinator and offensive line coach at Nichols College in Dudley, Mass. He led Nichols to a 7-3 record and the first postseason appearance in school history.

A four-year letterman at the University of Northern Colorado (1992-96), Frazier was the starting center on the Bears' NCAA Division II National Championship team in 1996. That season, he received the team's Most Inspirational Offensive Player Award.

Frazier earned his bachelor's degree in business administration from Northern Colorado in 1997 and received a master's degree from Nichols College in 2000. He is married with two children.

Playing and coaching history: 1992-96—Played OL at Northern Colorado. **1998-2000**—Assistant Coach (AC), Nichols College (Mass.). **2001-02**—AC, Adams State College (Colo.). **2003-04**—AC, Fresno State. **2005**—AC, Northern Arizona. **2006-11**—AC, Fresno State. **2012-14**—AC, Colorado State. **2015-18**—AC, Central Michigan. **2019-20**—AC, N.Y. Jets. **2021**—AC, Wyoming. **2022**—AC, Cincinnati Bengals.

JUSTIN HILL RUNNING BACKS



Justin Hill enters his second season with the Bengals, and second as an NFL assistant, in 2022 after joining the team in '21 as running backs coach.

In his debut campaign in Cincinnati, Hill was instrumental in RB Joe Mixon's career year, as the fifth-year back ranked third in the NFL in rushing yards (1205) and rushing TDs (13). Mixon earned his first Pro Bowl selection and carried his strong play into the postseason, where he recorded 262 yards on 67 attempts (3.9 average) over four games to help lead the Bengals to an AFC Championship win and a spot in Super Bowl LVI. Mixon was also a reliable option in the passing game, netting 42 receptions for a career-high 314 yards and three TDs. He became one of just four players in franchise history to amass 4000 career rushing yards and 1000 receiving yards, and is the fastest to do so (60 games).

Hill spent the previous six seasons (2015-20) at the University of Tulsa, where he also served as running backs coach. During his tenure with the Golden Hurricane, the team's running backs totaled 50 100-yard rushing games and five 200-yard games. As a team, they topped 300 yards rushing in 13 games, while his running backs earned four all-conference honors.

In 2020, Hill was promoted before the season to run game coordinator, and then helped steer Tulsa's backfield through an injury to No. 1 RB Shamari Brooks, who did not play at all due to a torn ACL in preseason camp. RBs Corey Taylor II and Deneric Prince stepped in and combined for 1076 rushing yards and eight TDs in just nine games.

In 2016, Two of Hill's proteges — RBs James Flanders and D'Angelo Brewer — each topped 1000 yards rushing, with Flanders' school-record 1629 yards leading the American Athletic Conference. Flanders and Brewer became the first duo in school history to combine for at least 3000 rushing yards, while Tulsa's offense was the first in NCAA history to have a 3000-yard passer, two 1000-yard rushers and two 1000-yard receivers. The Golden Hurricane ranked eighth nationally in rushing yards per game (261.7), and set a school record with eight 300-plus yard games.

In 2017, Tulsa ranked 14th nationally in rushing (247.3), and Brewer became the all-time rushing leader (3917) for both Tulsa and AAC. After the season, Hill was one of 30 coaches nationwide selected by the American Football Coaches Association to participate in the AFCA's "30 Under 30" Coaches' Leadership Institute.

Over his tenure at Tulsa, Hill guided four players — Flanders, Brewer, Brooks and Taylor — to 1000 career rushing yards. He also was at the helm for three of Tulsa's top five single-season rushing outputs.

Prior to his time at Tulsa, Hill spent three seasons (2012-14) at Baylor University, where he served as associate director of athletic performance for the football team. He spent 2011 as a graduate assistant coach at Iowa State.

Hill played collegiately at Rice University from 2007-10. He began his career as a running back, starting seven games and racking up a team-high 321 yards and three TDs as a true freshman. Due to injuries on Rice's defense the following year, Hill moved to the other side of the ball. He spent his final three seasons at linebacker, and totaled 97 tackles, six pass break-ups and three FFs. He was a team co-captain in 2010 and won the Jess Neely Award, an honor given annually to the Owls' top linebacker.

Hill was born Sept. 9, 1988 in Mesquite, Texas. He graduated from Rice in 2011 with a degree in sociology, and then earned a master's degree in educational leadership and policy studies from Iowa State in 2015. He and his wife, Dana, have one daughter, Avery, and one son, Jordan.

Playing and coaching history: 2007-10—Played running back and linebacker at Rice. **2011**—Graduate assistant, Iowa State. **2012-14**—Associate director of athletic performance, Baylor. **2015-20**—Assistant coach (AC), Tulsa. **2021-present**—AC, Cincinnati Bengals.

MARION HOBBY DEFENSIVE LINE



Marion Hobby enters his eighth season as an NFL coach and second with the Bengals. He leads the defensive line, which the team overhauled in the 2020 and '21 offseasons through the draft and free agency.

Hobby led a pass-rushing resurgence for the Bengals in his first season, as Cincinnati's 41 sacks (t-11th in NFL) more than doubled its total of 17 in 2020. He worked closely with free agent acquisition DE Trey Hendrickson, who earned Pro Bowl honors after his 14 sacks in regular season (fifth in NFL and second in team history). Hendrickson recorded at least a half sack in 11

straight games (Games 5-15), the longest such streak in team history and tied for second-longest in NFL history. During the regular season, four players — Hendrickson, DE Sam Hubbard (7.5 sacks), DT Larry Ogunjobi (7.0) and DT B.J. Hill (5.5) — matched or surpassed the 2020 team's individual high of 5.5. The line continued its dominant play in the postseason, recording 10 sacks over four games to help lead the Bengals to an appearance in Super Bowl LVI.

Hobby spent the previous two seasons (2019-20) as defensive line coach for the Miami Dolphins. In 2020, the defensive line powered Miami to top 10 NFL rankings in points allowed per game (21.1), sacks (41), forced fumbles (14) and third-down efficiency (31.2 percent). In 2019, Hobby headed the development of rookie DT Christian Wilkins, the team's first-round pick, who went on to lead all rookie defensive linemen with 56 tackles.

Prior to his time with Miami, Hobby spent two seasons (2017-18) as defensive line coach for the Jacksonville Jaguars, where he led a powerful unit that helped make Jags one of the top defenses in the NFL. Jacksonville in 2017 ranked second in the NFL in sacks (55), scoring defense (16.8 points per game), total defense (286.1 yards per game) and takeaways (33), while four Jaguars defensive linemen totaled at least eight sacks. Under Hobby, DL Calais Campbell became the first player in Jaguars history to record double-digit sack totals in consecutive seasons (14.5 in 2017, 10.5 in '18).

Hobby has had two separate stints on Clemson University's coaching staff. The second was from 2011-16, when he served as co-defensive coordinator/defensive ends coach. The Tigers earned two national championship game berths and a College Football Playoff National Championship in 2016 with Hobby on staff. He also helped develop several NFL defensive linemen, including current Bengals DT D.J. Reader, who played for the Tigers from 2012-15.

In 2015, Hobby coached future first-round pick Shaq Lawson and future second-rounder Kevin Dodd, who ranked first and second, respectively, in the nation in tackles for loss.

In 2014, Clemson led the nation in total defense (260.8 yards per game) and tackles for loss (131). That year's line included future first-rounder Vic Beasley, who spent three seasons under Hobby and went on to become Clemson's all-time leader in sacks (33).

Prior to joining Clemson, Hobby spent three seasons (2008-10) as assistant head coach, defensive coordinator and defensive line coach at Duke University. In 2008, the Blue Devils held opponents to just 23.4 points per game, the program's best mark in 20 years. One of Duke's key contributors during that time was former Bengals LB Vincent Rey.

Hobby spent 2006-07 seasons as DEs coach for the New Orleans Saints. In 2006, he helped late Saints DE Will Smith to 10.5 sacks and a Pro Bowl nod.

Hobby's first stint at Clemson came in 2005, when he served as defensive line coach. Powered by the defensive line, Clemson ranked 11th in the nation in scoring defense (17.6 points/game).

Hobby has also held assistant coach positions at Mississippi (1999-2004), Tennessee (1998), Louisiana-Lafayette (1996-97) and Tennessee-Martin (1995).

Hobby was an All-SEC defensive end at the University of Tennessee before being selected by the Minnesota Vikings in the third round of the 1990 NFL draft. He played three seasons with the Vikings and Patriots (1990-92).

Born Nov. 7, 1966, Hobby was raised in Irondale, Ala. (outside Birmingham). He and his wife, Constance, have three daughters — Maria, Mariah and Camille.

Playing and coaching history: 1986-89—Played defensive end at University of Tennessee. **1990-92**—Played defensive end, New England Patriots. **1995**—Assistant coach (AC), Tennessee-Martin. **1996-97**—AC, Louisiana-Lafayette. **1998**—AC, University of Tennessee. **1999-2004**—AC, University of Mississippi. **2005**—AC, Clemson. **2006-07**—AC, New Orleans Saints. **2008-09**—AC, Duke. **2010**—Defensive coordinator, Duke. **2011-16**—Co-defensive coordinator, Clemson. **2017-18**—AC, Jacksonville Jaguars. **2019-20**—AC, Miami Dolphins. **2021-present**—AC, Cincinnati Bengals.

TODD HUNT

ASSISTANT STRENGTH AND CONDITIONING



Todd Hunt enters his fourth season with the Bengals, after joining Cincinnati in 2019 as assistant strength and conditioning coach.

Since arriving in Cincinnati, Hunt and the strength and conditioning staff have led the physical development of an influx of new and young Bengals players. Multiple key players returned from injuries to help lead the team to an AFC North Division title, an AFC Championship and a berth in Super Bowl LVI in 2021-22, highlighted by second-year QB Joe Burrow, who was named the AP NFL Comeback Player of the Year after missing the final six weeks of his rookie season with a knee injury. Burrow set single-season franchise records in passing yardage (4611), TDs (34) and passer rating (108.3). TE C.J. Uzomah, coming back from an Achilles injury suffered in Week 2 of the 2020 campaign, recorded career highs in receptions (49), receiving yards (493) and TDs (five).

The strength and conditioning staff's efforts with Hunt on board were particularly evident in 2020, when the COVID-19 pandemic prohibited training at the team facility during the offseason and limited it during the regular season. Hunt and the strength staff adjusted and helped onboard a wave of new additions, including the team's seven-player draft class that went on to play 96 combined games as rookies, tied for the second-most by a Bengals draft class since the draft sent to seven rounds in 1994.

In 2019, Hunt helped power a Bengals strength and conditioning program that guided Cincinnati to a late-season surge, with vast improvements on both offense and defense the second half of the year. Offensively, the Bengals averaged 70.6 more rushing yards per game in the second half of the season (130.1) compared to the first (59.5). The team's average rushing yards per attempt also jumped 1.26 yards (3.17 to 4.43) over the final eight games, and it allowed 10 fewer sacks. Defensively, Cincinnati notched 11 more sacks the second half of the year, and allowed 84.1 fewer yards per game (57.5 fewer rushing, 26.6 fewer passing yards).

Hunt joined the Bengals after spending the 2018 season at the University of Illinois, where he served as assistant strength coach for the football team. At Illinois, Hunt worked under Bengals head strength and conditioning coach Joey Boese and alongside fellow Bengals strength and conditioning assistant Garrett Swanson.

In 2018, Hunt and the Illini strength and conditioning staff helped mold one of the Big Ten Conference's most dominant rushing attacks. The team averaged 244.2 yards per game on the ground (second in the Big Ten), and RB Reggie Corbin led the conference in yards per attempt (8.5) en route to third-team All-Big Ten honors.

Prior to his time at Illinois, Hunt served as a graduate assistant at his alma mater, Fresno State University, from 2016-17 and worked with the Bulldogs' defensive linemen.

Prior to coaching, Hunt was a standout defensive end at Fresno State from 2012-15 (redshirted in '11). He played in 47 career games for the Bulldogs, with 27 starts, and recorded 136 tackles, including 17 for losses and 7.5 sacks. He served as a team captain as a senior in 2015, and he also was the recipient of the team's outstanding lineman of the year award for defense. Over his playing career, Hunt helped lead the Bulldogs to two Mountain West Conference championships (2012 and '13) and a MWC West Division title in 2014.

Hunt was born on in Stamford, Conn. As a high school senior, he moved to Southern California and attended Mater Dei High School (Santa Ana, Calif.), where he was an Orange County All-Star at defensive end. He and his wife, Michelle, have two sons, Jackson and Titus, and a daughter, Brooklyn.

Playing and coaching history: 2012-15—Played defensive end at Fresno State. 2016-17—Graduate assistant coach, Fresno State. 2018—Assistant coach (AC), Illinois. 2019-present—AC, Cincinnati Bengals.

FREDI KNIGHTEN OFFENSIVE ASSISTANT



Fredi Knighten joins the Bengals staff in 2022 as an offensive assistant, after spending the 2021 campaign as an offensive analyst at Utah State University.

In 2021, Knighten helped the Utah State offense set program records in passing yards (4248), TD passes (41), total 100-yard receiving games (13) and number of WRs with 10-plus TD catches (three). The Aggies finished the season ranked 15th nationally in passing offense (303.4 yards per game), 23rd in total offense (445.6 yards per game) and 33rd in scoring offense (32.6 points per game). The USU offense played a large

role in the team tying the school record for wins (11) and claiming the program's first Mountain West Championship.

Knighten worked with WR Deven Thompson, who in 2021 was named an AP third-team All-American and a semifinalist for the Biletnikoff Award. Thompson ranked second in the NCAA and set a school record with 1,704 receiving yards on 102 receptions. He tied a Utah State record with nine total 100-yard receiving games, including six straight games with 100-plus yards.

Knighten went to Utah State after spending two seasons (2019-20) at Massachusetts, where he served as running backs coach for both years and also coached the quarterbacks in 2020. During the 2020 season, none of the team's five RBs that fielded a handoff committed a fumble once over a combined 344 carries. The group rushed for a combined 1460 yards (4.2 per carry) and 11 TDs.

Prior to his time at UMass, Knighten served as a graduate assistant at Florida State for the 2018 season. He helped the Seminoles offense rank third in the ACC in passing yards per game (270.1), with QB Deondre Francois throwing for 2731 yards and 15 TDs. He was also a graduate assistant for two years (2016-17) at Maryland, helping the Terrapins rank in the top-20 nationally for fewest turnovers (14) in 2017. That season, WR DJ Moore set a school record with 80 receptions and led the Big Ten with 1033 receiving yards. Moore would become a first-round draft pick by the Carolina Panthers in 2018.


In 2016, Maryland's offense rushed for 2594 yards, marking the first time the program had 2500-plus yards on the ground since 2003. In the passing game, QB Perry Hills led the Big Ten in completion percentage (61.9).

Knighten enjoyed a decorated playing career as a dual-threat QB at Arkansas State (2012-15), ranking fourth in program history with 6986 total yards. He graduated with the second-most total yards in a single season (4056 in 2014) and was a two-time All-Sun Belt selection. Knighten was named MVP of the 2013 GoDaddy Bowl after recording 212 yards of total offense and leading the Red Wolves on a 55-yard game-winning drive in the final 1:25 of regulation.

A native of Little Rock, Ark., Knighten earned a bachelor's degree in interdisciplinary studies from Arkansas State in 2016. He and his wife, Alexis, have a son, Malcolm.

Playing and coaching history: 2012-15—Played QB at Arkansas State. 2016-17—Graduate assistant coach, Maryland. 2018—Graduate assistant coach, Florida State. 2019-20—Assistant Coach (AC), Massachusetts. 2021—AC, Utah State. 2022—AC, Cincinnati Bengals.

JORDAN KOVACS ASSISTANT LINEBACKERS



A former NFL safety who was in the league as recently as 2016, Jordan Kovacs now enters his fourth season as a Bengals and NFL coach. 2022 marks his first season as assistant linebackers coach, after serving as a defensive quality control coach with a specific focus on linebackers the past three years.

In 2021, Kovacs worked with a young LB corps that featured two starters under the age of 26 in Germaine Pratt and Logan Wilson. Wilson led the Bengals with four INTs, tying for the most in the NFL by an LB, while netting a career-high 98 tackles. He led all players in the postseason with 39 tackles and made key plays during Cincinnati's run to Super Bowl LVI, including a late-game INT in the Divisional Playoff at Tennessee. Pratt, meanwhile, had 88 tackles in the regular season and clinched the Bengals' Wild Card win over Las Vegas with an INT in the game's final minute.

During the 2020 campaign, Kovacs helped guide a Bengals LB corps that featured three rookie draft picks and an unrestricted free agent signee. The steady development of those young LBs paralleled the Bengals' improved defense as the season went along, as they helped hold opposing QBs to just a 62.8 completion percentage, sixth-best in the NFL.

In 2019, his first season as an NFL coach, Kovacs and the staff keyed a substantial defensive turnaround. Cincinnati notched 11 more sacks in the second half of 2019 compared to the first eight games, and allowed 84.1 fewer yards per game. Opposing QBs completed just 59.3 percent of their passes against the Bengals the second half of the season, compared to 64.3 percent over the first eight contests.

Prior to joining the Bengals in 2019, Kovacs spent two seasons (2017-18) working for the football program at his alma mater, the University of Michigan. In 2018, Kovacs was a defensive graduate assistant with a focus on the defensive line, and he helped the Wolverines finish second in the nation in both total defense (275.2 yards per game) and pass defense (147.8). Kovacs' work with Michigan's defensive line helped guide DES Rashan Gary and Chase Winovich to first-team All-Big Ten honors.

In 2017, Kovacs was a coaching intern at Michigan with the defense and special teams. That season, the Wolverines led the nation in both passing defense and third-down conversion percentage allowed. Michigan was the only team in the country in 2017 to hold five opponents to fewer than 200 yards of total offense. No other Big Ten school had accomplished that feat in the previous 20 years. Eleven of 13 opponents were held under 200 yards passing as well.

Prior to his coaching career, Kovacs played safety for the Miami Dolphins for parts of three seasons (2013-15), after originally signing with the team as a college free agent in '13. He played in 28 career games for the Dolphins, totaling 10 tackles and a sack. Kovacs also spent time briefly on the Philadelphia Eagles' practice squad in 2014, and with the Kansas City Chiefs and L.A. Rams during the 2016 preseason.


Kovacs had a standout collegiate career as a safety at Michigan from 2009-12, after originally joining the program as a walk-on in '08. He was a four-year letter winner and four-year starter for the Wolverines, appearing in 50 total games with 46 starts. Kovacs became just the 15th player in school history to record 300 career tackles, and left the program ranked 12th in that category (331).

As a senior in 2012, Kovacs earned Michigan's Bo Schembechler Most Valuable Player Award, as well as second-team All-Big Ten honors. He was also a finalist for the Burlsworth Trophy, presented annually to the top FBS college football player who began their career as a walk-on. Kovacs was named All-Big Ten honorable mention in 2010 and '11, and was an Academic All-Big Ten selection in '11 and '12.

Kovacs was born June 12, 1990, in Curtice, Ohio, outside of Toledo. He graduated from Michigan in 2012 with a degree in kinesiology. He and his wife, Kat, live in Cincinnati.

Playing and coaching history: 2009-12—Played safety, University of Michigan. 2013-15—Played safety, Miami Dolphins. 2017—Coaching intern, Michigan. 2018—Graduate assistant coach, Michigan. 2019-present—Assistant coach, Cincinnati Bengals.

BRAD KRAGTHORPE ASSISTANT WIDE RECEIVERS



Brad Kragthorpe in 2022 enters his fourth Bengals and NFL season, and serves in the role of assistant wide receivers coach. He spent two seasons (2019-20) as an offensive assistant with the Bengals, primarily assisting with the team's quarterbacks.

Kragthorpe works with a talented receiving corps that features Tyler Boyd, Tee Higgins and the 2021 AP Offensive Rookie of the Year Ja'Marr Chase, who Kragthorpe previously coached at LSU in 2018. The three star wideouts combined for 3374 receiving yards in 2021, the most by any trio in the NFL. Chase, the team's first-round selection in the 2021 NFL Draft, recorded the most receiving yards by a first-year player in the Super Bowl era (1455) while grabbing 13 receiving TDs. He and Higgins (1091 yards) became the first duo in NFL history to record 1000 receiving yards in the same season before the age of 23. Boyd added 67 receptions for 828 yards (12.4 average) with five TDs. In Cincinnati's postseason run to an AFC Championship title and an appearance in Super Bowl LVI, Chase set a postseason team record with 368 receiving yards while ranking second in receptions (25).

In 2020, Kragthorpe helped transition rookie and No. 1 overall pick Joe Burrow into Cincinnati's starting QB role, and did so without the benefit of an in-person offseason program. Burrow had one of the most productive starts to a career by a QB in NFL history, before a knee injury ended the rookie's season after 10 games. Still, Burrow's 264 completions were the most by an NFL QB through their first 10 career games, while his 404 pass attempts were second and his 2688 passing yards were fifth.

In 2019, Kragthorpe and the Bengals' offensive staff helped key a noticeable turnaround over the final eight games. The Bengals averaged 70.6 more rushing yards per game in the second half of the season (130.1) than the first (59.5), and their average rushing yards per attempt jumped 1.26 yards (3.17 to 4.43) over the the same span. Cincinnati's pass-blocking effort also showed substantial improvement, allowing 10 fewer sacks over the final eight games compared to the first eight.

Kragthorpe brought unique perspective to Burrow's transition to the pros in 2020, as he was the only coach on Cincinnati's staff to have previously worked with the No. 1 overall pick. The two were together at LSU in 2018, when Kragthorpe was an offensive analyst and Burrow was in his first season with the Tigers after transferring from Ohio State. Kragthorpe helped Burrow, who could not practice with the LSU team until July, with his fast-tracked transition into the Tigers' offense. Burrow then went on to be named team captain in preseason camp, start all 13 games and lead the Tigers to a 10-3 record. He tossed 16 TDs to just five INTs (fewest by a starting QB in the SEC), paving the way for a plus-12 turnover differential, the seventh-best in the country.


Prior to his time at LSU, Kragthorpe spent two seasons (2016-17) as an offensive graduate assistant coach at Utah State University. He worked with the Aggies' wide receivers.

Before entering the coaching ranks, Kragthorpe was a college quarterback. He opened his collegiate career at Idaho State in 2011 (did not play), and then transferred to Louisiana State for his final three years of eligibility. After sitting out the 2012 season at LSU due to NCAA transfer rules, he served as a reserve QB for the Tigers from 2013-15 and appeared in 25 career games. Kragthorpe served as the Tigers' primary holder on placekicks for his final two seasons, and in 2015 was part of one of college football's signature plays when, on a fake FG attempt against rival Florida, he threw a backward pass to K Trent Dominigue, who then raced 16 yards for what proved to be the game-winning score in a 28-21 LSU win.

Kragthorpe was born March 2, 1992, in Flagstaff, Ariz. He attended Holland High School in Tulsa, Okla., where he was a standout in both football and baseball. His father, Steven Kragthorpe, was a college head coach at Tulsa (2003-06) and Louisville ('07-09). His grandfather, Dave Kragthorpe, was a college head coach at South Dakota State (1969), Idaho State ('80-82) and Oregon State ('85-90).

Playing and coaching history: 2011—Played quarterback, Idaho State. 2012-15—Played quarterback, Louisiana State. 2016-17—Graduate assistant coach, Utah State. 2018—Assistant coach (AC), Louisiana State. 2019-present—AC, Cincinnati Bengals.

ROBERT LIVINGSTON
SECONDARY/SAFETIES



Robert Livingston enters his eighth season on the coaching staff in 2022. This will be Livingston's seventh season with the title of secondary coach, and his fifth with a specific focus on the Bengals' safeties.

In 2021, two of the team's top-three tacklers came from the safety position, as Von Bell recorded 97 while Jessie Bates III logged 88. Each player made an impact play during the Bengals' postseason run to an AFC Championship and a berth in Super Bowl LVI, as Bell picked off Kansas City QB Patrick Mahomes in overtime of the AFC title game to help set up a game-winning field goal, two weeks before Bates intercepted L.A. Rams QB Matthew Stafford late in the first half of the Super Bowl.

Over the last four seasons, Livingston has helped Bates, a 2018 second-round pick of the Bengals, become one of the top safeties in the NFL. In 2020, Bates tied for sixth in the NFL in PDs (15) and topped the 100-tackle mark for the third straight season. Despite the absence of an in-person offseason program in 2020, Livingston also helped transition Bell, an unrestricted free agent signee, into Cincinnati's starting lineup. Bell (114) and Bates (107) went on to rank first and second on the team in tackles, and played a key role in the defense holding opposing passers to just a 62.8 completion percentage (sixth in the NFL).

In 2019, Livingston and the secondary helped the defense to a significant turnaround over the final eight games. The secondary held opponents to just a 59.3 completion percentage the second half of the season, down from 64.3 percent the first eight games. The defense also yielded 84.1 fewer yards per game the final eight games, and the coverage helped the pass rush notch 11 more sacks.

Livingston helped spur the development of Bates in 2018, as the rookie started all 16 games, recorded three INTs and became only the sixth rookie ever to lead the Bengals in tackles (111). Livingston also guided veteran S Shawn Williams to his most productive season as a pro. Williams finished second on the team in tackles (108) and had a team-high five INTs.

In 2017, the Bengals' secondary played a key role in the defense ranking eighth in the NFL against the pass (211.2 yards per game) and sixth in fewest yards per play (5.0). The Bengals also ranked sixth in the NFL in red-zone defense, allowing TDs on only 46.4 percent of trips inside the 20-yard line.

Livingston helped the 2016 Bengals' secondary record 13 of the team's 17 INTs, which ranked second in the league. The defense also held opponents to the fifth-lowest passer rating in the NFL (83.1), and Cincinnati yielded the second-fewest points per game (17.4).

In 2015, Livingston did on-field work with the defensive secondary, while working in defensive quality control and also as a special teams assistant. His defensive efforts helped the Bengals rank second in the NFL in fewest points allowed at 17.4 per game. Cincinnati also had 21 INTs (third in the NFL), including 17 by defensive backs, and allowed the second-fewest TD passes in the league (18). Two Bengals DBs — S Reggie Nelson and CB Adam Jones — were selected to the Pro Bowl.

From 2012-14, Livingston worked as a Bengals scout, covering the southeast — primarily the Southeastern and Atlantic Coast conferences — and had a role in evaluating defensive backs from across the nation.

Livingston came to the Bengals from Vanderbilt University, where he served in 2011 as defensive quality control coach. He was on the Furman University football staff in 2010.


At Vanderbilt, Livingston coached two defensive backs who made the NFL (CB Casey Hayward and S Sean Richardson). At Furman, Livingston's primary coaching duties were with safeties.

A native of Hendersonville, N.C., Livingston was a two-time Athlete of the Year at Hendersonville High School. He played free safety at the College of William & Mary from 2007-09, contributing to one of the top defensive units in the NCAA's FCS ranks. He graduated from William & Mary with a degree in kinesiology.

Livingston and his wife, Tricia, have a son, Luke, and two daughters, Emma and Savannah.

Playing and coaching/scouting history: 2007-09—Played safety, William & Mary. **2010**—Assistant coach (AC), Furman. **2011**—AC, Vanderbilt. **2012-14**—Scout, Cincinnati Bengals. **2015-present**—AC, Bengals.

BEN MARTIN
ASSISTANT OFFENSIVE LINE



Ben Martin in 2022 enters his fourth season with the Bengals, and sixth as an NFL coach. He will again serve as assistant offensive line coach, working alongside second-year Bengals offensive line coach/run game coordinator Frank Pollack.

In 2021, the Cincinnati offensive line blocked for RB Joe Mixon, who ranked third in the NFL in rushing yards (1205) and fourth in TDs (13) — the most rushing TDs by a Bengal since 1988. The line also kept second-year QB Joe Burrow protected as he set team records for passing yardage (4611), TD passes (34) and passer rating (108.3). Martin helped guide the unit through eight games without RG Hakeem Adeniji, who underwent offseason surgery. Working with Martin, Adeniji returned to the lineup in early November and started each game the remainder of the regular season and playoffs.

Over the two previous seasons, Martin helped steer a young line through injuries and COVID-19 issues. In 2020, Cincinnati was forced to use 10 different offensive line combinations in 16 games, but allowed eight fewer sacks over the second half of the season compared to the first, despite playing much of that stretch without starting LOT Jonah Williams.

The line used eight different combinations in 2019, with Williams missing the entire season due to a shoulder injury. Cincinnati showed improvement throughout the season, allowing 10 fewer sacks the second half of the year compared to the first, and helping the team's rushing averages jump by 59.5 yards per game over the same span.

Prior to his time with the Bengals, Martin spent three seasons (2016-18) coaching in the college ranks. In 2018, he served as offensive line coach at Bryant University, helping the Bulldogs to an average of 157 rush yards per game and 32.5 points per game.

From 2016-17, Martin served as offensive coordinator and recruiting coordinator at Division III Union (N.Y.) College. He oversaw an offense that improved its rushing average from 107 yards per game his first season to 196.8 his second season, a leap of 142 spots nationally in rushing offense.

Martin spent the 2014-15 seasons as an offensive assistant with the Miami Dolphins, working alongside Bengals head coach Zac Taylor, who then coached Miami's QBs. Martin worked primarily with the offensive line, and helped C Mike Pouncey to a pair of Pro Bowl nods.

In 2015, Martin helped guide a Dolphins offensive line that blocked for QB Ryan Tannehill, who recorded 4208 passing yards (ninth in the NFL), and RB Lamar Miller, who had eight rushing TDs.

In 2014, The Miami o-line helped produce 361 first downs, tied for the second-most in Dolphins history. Miller surpassed the 1000-yard rushing mark (1099) for the first time in his career, while Tannehill was protected to throw for 4045 yards, the most by a Dolphins QB since 1994.

Martin spent the 2013 season as offensive line/run game coordinator at Wagner College, and the '12 season as running backs coach at Princeton University. At Princeton, Martin oversaw a Tigers ground attack that topped 100 rushing yards in nine of the team's 10 games.

From 2010-11, Martin served as offensive quality control coach at Texas A&M, where he worked alongside Taylor and helped guide the Aggies to a Big 12 South Division title in '10.


Prior to his time at Texas A&M, Martin served as run game/recruiting coordinator at Merrimack College in Massachusetts from 2008-09. He began his coaching career in 2007 as offensive line/tight ends coach at Curry College in Massachusetts, where he helped the offense to averages of 36.5 points, 206.4 rushing yards and 416.9 total yards per game.

As a player, Martin was a standout offensive lineman at Trinity College in Connecticut, where he helped the Bantams compile a 28-5 record while winning three conference titles prior to his 2005 graduation.

Martin was born May 3, 1983, in Boston, Mass., and later attended St. John's Preparatory School in nearby Danvers. He and his wife, Joanna, have one son, MacGregor, and one daughter, Harriette.

Playing and coaching history: 2001-05—Played offensive lineman, Trinity College (Conn.). **2007**—Assistant coach (AC), Curry College. **2008-09**—Merrimack College. **2010-11**—AC, Texas A&M. **2012**—AC, Princeton. **2013**—AC, Wagner (N.Y.) College. **2014-15**—AC, Miami Dolphins. **2016-17**—AC, Union College (N.Y.). **2018**—AC, Bryant University. **2019-present**—AC, Cincinnati Bengals.

DAN PITCHER QUARTERBACKS



Dan Pitcher enters his 11th season overall in the NFL and his seventh as an assistant coach with the Bengals. He will again serve as quarterbacks coach this season.

In 2021, Pitcher helped QB Joe Burrow put together arguably the most productive season by a quarterback in team history, as the second-year signal caller set franchise records for passing yardage (4611), TD passes (34) and passer rating (108.3), while leading the league in completion percentage (70.4). Burrow, who returned from an injury suffered in his rookie season, was named the AP NFL Comeback Player of the Year. On Dec. 26 vs. Baltimore, Burrow threw for a team-record 525 yards, the fourth-highest single-game total in NFL history.

After helping lead the Bengals to an AFC North Division title — their first in six years — Burrow was instrumental in the team's run to an AFC Championship and berth in Super Bowl LVI. With Pitcher's guidance, he completed 97 of 142 passes (68.3 completion percentage) for 1105 yards and five TDs over four games.

In 2020, Pitcher helped transition Burrow, the No. 1 overall pick in the draft, to the pro level despite the absence of an in-person offseason program due to the COVID-19 pandemic. Burrow turned in one of the most productive starts to a career by a QB in NFL history, before a knee injury ended the rookie's season after 10 games. Still, his 264 completions were the most ever by an NFL QB through their first 10 career games, while his 404 pass attempts were second and his 2688 passing yards were fifth.

Pitcher in 2020 helped three different Bengals starting QBs — Burrow, Brandon Allen and Ryan Finley — to wins, marking just the second time in team history that as many QBs have gotten into the win column (1984).

In 2019, Pitcher held the title of assistant quarterbacks coach, and was also charged with leading the team's game clock management efforts. He spent the 2018 season as an offensive assistant with a focus on QBs, after serving as offensive assistant with a focus on WRs in '16-'17. In each of those two seasons, Pitcher helped guide Bengals QBs through a transition into new offensive schemes. In addition to working with regular starter QB Andy Dalton, Pitcher helped Finley and Jeff Driskel as they both saw their first NFL action and were thrust into the starting role.

In 2018, Pitcher guided Dalton to 21 passing TDs through 11 games before a thumb injury ended his season. The team then transitioned to Driskel, who tossed six TDs to just two INTs and posted an 82.2 rating, despite playing much of his time without several key offensive weapons.

In 2017, while working with the Bengals' receivers, Pitcher helped Green notch 1078 receiving yards and a Pro Bowl nod. He also aided in the development of a young receiving corps which included Tyler Boyd, Alex Erickson and John Ross III.

In 2016, Pitcher's first year in Cincinnati, he helped Boyd, a rookie, and veteran free agent Brandon LaFell step in and combine for 118 catches, 1465 yards and seven TDs.

Prior to joining the Bengals, Pitcher spent four seasons in player personnel with the Indianapolis Colts. He served in 2014-15 as a pro scout, after working as a scouting assistant from '12-'13.

With Pitcher on staff, the Colts compiled a 41-23 regular-season record (.641), with three playoff berths, including two AFC South championships. Pitcher was responsible for advance scouting reports on opponents, evaluation of free agents, monitoring rosters and evaluating players on other teams.

Pitcher began his post-playing career in 2012, coaching wide receivers at his alma mater, Cortland State, a part of New York's state university system. He spent 2009-11 as Cortland State's starting QB, and as a senior he was named a finalist for the prestigious Gagliardi Trophy, presented annually to the most outstanding Division III football player.

Pitcher was born in Cortland, N.Y. on Jan. 13, 1987. He graduated from Cortland State with a bachelor's degree in psychology in 2010, and he earned a master's in sports management in '11. He and wife Marissa have a son, Oliver.

Playing, scouting and coaching history: 2008-11—Played QB at SUNY Cortland. **2012—**Assistant coach (AC), Cortland State. **2012-13—**Scouting assistant, Indianapolis Colts. **2014-15—**Pro scout, Indianapolis Colts. **2016-present—**AC, Cincinnati Bengals.

FRANK POLLACK OFFENSIVE LINE/RUN GAME COORDINATOR



Frank Pollack in 2022 enters his 16th season as an NFL coach, and his third overall with Cincinnati. He returned to the Bengals staff as offensive line coach in 2021 — with the added distinction of run game coordinator — after previously serving in the same role in 2018. Pollack spent two seasons in between (2019-20) with the N.Y. Jets.

In 2021, Pollack oversaw an offensive line that used eight different starting lineups during the regular season, working around injuries to RG Hakeem Adeniji and ROT Riley Reiff, among others. The unit still managed to pave the way for RB Joe Mixon's career year, as the fifth-year pro ranked third in the NFL in rushing yards (1205) and fourth in rushing TDs (13). Pollack's line also protected second-year QB Joe Burrow, who set team records for passing yardage (4611), TD passes (34) and passer rating (108.3).

During his two seasons with the Jets, Pollack helped develop 2020 first-round pick Mekhi Becton, who earned numerous all-rookie honors. In 2019, Pollack steered the Jets through a wave of injuries that forced the team to use 11 different starters (second-most in the NFL) along the line. The line still showed improvement, allowing 22 fewer sacks in the second half of the season compared to the first.

During his previous stop with the Bengals in 2018, Pollack led an offensive line that saw four new players transition into regular starting roles. The unit opened holes for Mixon recording 1168 rushing yards.

Pollack spent 2013-17 coaching the offensive line in Dallas, where he developed that unit into one of the most dominant in the NFL. Over his tenure, he aided in the development of OT Tyron Smith, C Travis Frederick and G Zack Martin, who each earned Pro Bowl selections from '15-'17. In 2017, the line contributed to Dallas averaging 4.52 yards per carry (third in the NFL).

In 2016, Dallas' o-line was named the NFL's Offensive Line of the Year, after helping RB Ezekiel Elliott rush for a league-leading 1631 yards. The Cowboys finished second in the NFL in both rushing yards per game (149.8) and time of possession (31:41). The line also protected QB Dak Prescott, who was named the NFL Offensive Rookie of the Year.

In 2015, Pollack's first season leading the Dallas o-line, Smith, Frederick and Martin received All-Pro honors. The Cowboys racked up 1890 rushing yards (ninth in the NFL) and averaged 4.63 yards per carry (fifth).

Pollack served as Dallas' assistant offensive line coach in 2014, a season in which the Cowboys produced a 4.63-yard rushing average (third in NFL), with RB DeMarco Murray rushing for a franchise-record 1845 yards.

In 2013, Pollack's first season in Dallas, the Cowboys ranked eighth in the NFL in yards per carry (4.48), while allowing the seventh-fewest sacks in the league (35).

Prior to Dallas, Pollack in 2012 was offensive line coach for the Oakland Raiders. From 2010-11, he served as assistant offensive line coach with the Houston Texans, helping the team rank second in the league with a franchise-record 153 rushing yards per game in '11. In 2010, the Houston line blocked for All-Pro RB Arian Foster, who led the league in rushing yards (1616) and TDs (18).

Before joining the pro ranks, Pollack began his coaching career at his alma mater, Northern Arizona, where he served as co-offensive line coach in 2005 and offensive line coach in '06.

A sixth-round draft choice by San Francisco in 1990, Pollack played two seasons (1990-91) with the 49ers, before joining Denver for two years ('92-'93). He then re-joined San Francisco for the final five seasons of his playing career (1994-98), and helped the 49ers to a Super Bowl championship in '94.

In college, Pollack played both offensive tackle and guard at Northern Arizona from 1985-89. He graduated with a degree in advertising from NAU in 1990, and in 2010 he was inducted into the school's Athletic Hall of Fame.

Pollack and his wife, Wendy, have three sons — Frankie, Carter and Wilson.

Playing and coaching history: 1985-89—Played offensive tackle/guard at Northern Arizona. **1990-97—**Played offensive tackle/guard for San Francisco 49ers. **2005-06—**Assistant coach (AC), Northern Arizona. **2007-11—**AC, Houston Texans. **2012—**AC, Oakland Raiders. **2013-17—**AC, Dallas Cowboys. **2018—**AC, Cincinnati Bengals. **2019-20—**AC, N.Y. Jets. **2021-present—**AC, Bengals.

DARRIN SIMMONS
**ASSISTANT HEAD COACH/
SPECIAL TEAMS COORDINATOR**



Darrin Simmons enters his 20th season with the Bengals, and stands as the longest-tenured coach on staff. Simmons has spent his entire Bengals term leading the special teams units. He has held the title of special teams coordinator for the last 10 years, and the title of assistant head coach for the last three.

Over his Bengals career, Simmons' work with the special teams units has helped re-write the team's record book. In 2021, he guided K Evan McPherson to one of the top kicking seasons by a rookie in NFL history. McPherson converted 28 of 33 FG attempts, which included five game-winning FGs as time expired (two in postseason), nine FGs of 50 or more yards (most in an entire Bengals career, let alone a season) and a team-record 58-yard FG. He was instrumental in Cincinnati's postseason run to Super Bowl LVI, going 20-for-20 on placekicks over four playoff games (14 FGs, six PATs). No kicker in league history had previously been perfect on more than 11 FGs in a single postseason, and McPherson's 14 FGs tied for the fourth-most in a single NFL playoff run.

Simmons has guided P Kevin Huber to the team's top spot in every career punting category, including attempts (980), yards (44,426), gross average (45.33), net average (40.27) and inside-20s (337). Under Simmons, Huber has notched the top five seasons in team history for gross average, net average and inside-20s. Huber enjoyed one of his top statistical seasons in 2020, posting career highs in both gross (47.2) and net (42.8) average. Snapping to Huber for a majority of his career has been another Simmons protégé, LS Clark Harris, who entering 2022 has 1876 career snaps without an unplayable delivery.

Simmons' special teams units have also excelled in the return game. He's coached three of the Bengals' top four leaders in career punt return average and four of the team's top six leaders in career kickoff return average. Under Simmons' tutelage, S Brandon Wilson has 37 KORs of 20-plus yards over the past three seasons, and in 2019, he led the NFL with a 31.3-yard KOR average.

Simmons' coverage units have also been consistently among the NFL's best. In 2019, the Bengals finished third in average starting field position (26.4) and fourth in opponents' average starting field position (23.9). In 2018, Cincinnati ranked seventh in punt return coverage (10.7), fifth in kickoff return average (24.9) and ninth in punt coverage (7.3 yards/return).

In 2017, Simmons helped Harris to his first-career Pro Bowl, after recording 143 snaps without an unplayable delivery. That followed a 2016 campaign in which Simmons guided Alex Erickson's unexpected rise from college free agent to the AFC kickoff return title (27.9 average).

In 2015, HB Cedric Peerman made the Pro Bowl as a kick coverage and return-unit performer, and his 17 tackles tied for the highest team total since '08.

Simmons helped guide Huber to the Pro Bowl in 2014 after he posted then-franchise records for gross average (46.8) and net average (42.1). Also in '14, Simmons helped CB Adam Jones lead the NFL in kickoff return average with a team-record mark of 31.26, and to place second in punt return average (12.0).

Simmons entered the NFL in 1998 with the Baltimore Ravens, where he served as assistant special teams coach and assistant strength and conditioning coach. He then joined the Carolina Panthers, where he served in the same role from 1999-2002, before joining the Bengals in '03.

Simmons began his coaching career at the University of Kansas in 1996. He had punted for Kansas from 1993-95, earning All-Big Eight honors in '95 and helping the team earn a top-10 national ranking. He also was an Academic All-American in '95, and earned a sports management degree from Kansas in 1996.

Prior to playing for Kansas, Simmons was a punter and QB for Dodge City (Kan.) Community College, where in 1992 he led the nation's junior colleges in punting and was a first-team JUCO All-American.

Born April 9, 1973, in Elkhart, Kan., he graduated from Elkhart High School. He and his wife, Rhonda, have a daughter and two sons.

Playing and coaching history: 1991-92—Played quarterback and punter, Dodge City (Kan.) Community College. 1993-95—Played punter, University of Kansas. 1996—Graduate assistant coach, Kansas. 1997—Assistant coach (AC), University of Minnesota. 1998—AC, Baltimore Ravens. 1999-2002—AC, Carolina Panthers. 2003-12—AC, Cincinnati Bengals. 2013-19—Special teams coordinator, Bengals. 2020-present—Assistant head coach/special teams coordinator, Bengals.

GARRETT SWANSON
ASSISTANT STRENGTH AND CONDITIONING



Garrett Swanson in 2022 enters his fourth Bengals and NFL season, and will again serve as assistant strength and conditioning coach.

Since arriving in Cincinnati three years ago, Swanson and the strength and conditioning staff have led the physical development of an influx of new and young Bengals players. Multiple key players returned from injuries to help lead the team to an AFC North Division title, an AFC Championship and a berth in Super Bowl LVI in 2021-22, highlighted by second-year QB Joe Burrow, who was named the AP NFL

Comeback Player of the Year after missing the final six weeks of his rookie season with a knee injury. Burrow set single-season franchise records in passing yardage (4611), TDs (34) and passer rating (108.3). TE C.J. Uzomah, coming back from an Achilles injury suffered in Week 2 of the 2020 campaign, recorded career highs in receptions (49), receiving yards (493) and TDs (five).

The strength and conditioning staff's efforts during Swanson's time in Cincinnati were particularly evident in 2020, when the COVID-19 pandemic prohibited training at the team facility during the offseason and limited it during the regular season. Swanson and the strength staff adjusted and helped onboard a wave of new additions, including the team's seven-player draft class that went on to play 96 combined games as rookies, tied for the second-most by a Bengals draft class since the draft sent to seven rounds in 1994.

In 2019, Swanson and the strength and conditioning staff guided Cincinnati to a late-season surge, with vast improvements on both offense and defense the second half of the year. Offensively, the Bengals averaged 70.6 more rushing yards per game in the second half of the season (130.1) compared to the first (59.5). The team's average rushing yards per attempt also jumped 1.26 yards (3.17 to 4.43) over the final eight games, and it allowed 10 fewer sacks. Defensively, Cincinnati notched 11 more sacks the second half of the year, and allowed 84.1 fewer yards per game (57.5 fewer rushing, 26.6 fewer passing yards).

Swanson came to Cincinnati from the University of Illinois, where he served as assistant strength coach under Boese from 2017-18. During his tenure, Swanson helped Boese develop the Illini into one of the most powerful rushing offenses in the Big Ten Conference. In 2018, the team's 244.2 yards rushing per game ranked second in the Big Ten, and RB Reggie Corbin led the conference in yards per attempt (8.5) en route to third-team All-Big Ten honors.

As a player, Swanson spent four seasons (2012-15) as a punter at Fresno State University. He finished his career with 201 punts for 8411 yards (41.8 average) and 58 inside-20s. In addition to his punting duties, he served as the Bulldogs' kickoff specialist and holder on placekicks. He also was a four-time Mountain West All-Academic team selection.

Swanson played all four seasons at Fresno State alongside fellow Bengals strength and conditioning coach Todd Hunt, who was a defensive end for the Bulldogs. All four of his seasons also came under the tutelage of Boese, who was the football team's head strength and conditioning coach at the time. Swanson, Hunt and Boese helped the Bulldogs to back-to-back conference titles in 2012 and '13, a first for the program since 1992-93.

In 2016, Swanson signed as a college free agent with the Arizona Cardinals. He played in three preseason games for the Cardinals and punted six times for 254 yards (42.3), with two inside-20s, before being released.

Swanson was born June 24, 1994, in Riverside, Calif. (metro Los Angeles). He attended Martin Luther King High School in Riverside, where he was a team captain and all-state performer as a punter, and was named team MVP as a senior. He also handled his team's placekicking duties, and converted a league-record 60-yard field goal.

Swanson graduated from Fresno State with a degree in kinesiology-exercise science, and he also holds a master's degree in kinesiology from California Baptist University. He also is certified as a strength and conditioning specialist by NSCA.

Playing and coaching history: 2012-15—Played punter, Fresno State. 2017-18—Assistant coach (AC), University of Illinois. 2019-present—AC, Cincinnati Bengals.

TROY WALTERS

WIDE RECEIVERS



Troy Walters enters his third season with the Bengals and his second as wide receivers coach. He leads a talented unit which features veteran Tyler Boyd, third-year pro Tee Higgins and 2021 NFL Offensive Rookie of the Year Ja'Marr Chase.

In 2021, those three combined for 3374 receiving yards, the most by any receiver trio in the NFL. Chase, the team's first-round draft pick, had the most receiving yards by a rookie in the Super Bowl era (1455) and 13 receiving TDs. Higgins added 74 catches for 1091 yards and six TDs, and Boyd added 67 for 828 and five TDs.

In the team's run to Super Bowl LVI, Chase recorded a team postseason record with 368 receiving yards while ranking second in receptions (25).

Walters served as assistant WRs coach in 2020 and helped guide the group through a transition to rookie QB Joe Burrow, despite no in-person offseason program. He also helped oversee a rapid ascension for Higgins, Cincinnati's second-round draft pick who caught 67 passes for 908 yards and six TDs.

Before the Bengals, Walters was offensive coordinator at the University of Nebraska from 2018-19. He helped the Huskers' 2018 offense average 456.2 yards per game (No. 2 in Big 10), 71.2 yards better than in the '17 team (385.0).

From 2016-17, Walters was offensive coordinator at the University of Central Florida and helped guide the offensive-powered Knights to the greatest two-year turnaround in NCAA history. He inherited the FBS' 127th-ranked offense (268.4 yards/game) and 125th-ranked scoring offense (13.9 points/game) from 2015, but by '17 had the Knights ranked fifth in yards/game (530.5) and first in scoring (48.2). UCF finished the 2017 season with a 13-0 record that included a win over Auburn in the Peach Bowl. Walters one of five finalists for the prestigious Broyles Award, given annually to the nation's top assistant coach.

From 2013-15, Walters served as receivers coach and recruiting coordinator at the University of Colorado, where he tutored the program's top three single-season receptions leaders and top-two receiving yardage leaders. One of his protégés, Nelson Spruce, left Colorado with 41 school records, and another, future NFL second-round pick Paul Richardson, became the first CU receiver in two nearly two decades to earn all-conference honors.

Walters spent 2012 as WRs coach at North Carolina State, where he helped the Wolfpack rank 18th nationally in receiving yards per game, and helped two players break the 50-catch mark.

From 2010-11, Walters served as wide receivers coach at Texas A&M, where he worked alongside current Bengals head coach Zac Taylor, who at the time was the Aggies' TEs coach. While at A&M, he helped Aggies WR Ryan Swope set school records for catches (89) and receiving yards (1207).

Walters broke into coaching at Indiana State University in 2009, where he served as offensive coordinator while also coaching quarterbacks and receivers.


Walters had a record-setting career as a receiver at Stanford University, where he played four seasons (1996-99). He ended his collegiate career as the Pac 12 conference's all-time leading receiver with 4047 yards. He set career records for receptions (244) and 100-yard receiving games (19), as well as single-season records for catches (86 in 1997) and receiving yards (1456 in '99), and a single-game record for receiving yards (278 vs. UCLA in '99). In 1999, he won the Biletnikoff Award, given annually to the nation's top receiver.

Following Stanford, Walters was selected in the fifth round of the 2000 NFL Draft by the Minnesota Vikings. He went on to also play for the Colts, Cardinals and Lions, and over eight NFL seasons totaled 98 catches, 1135 yards, nine TDs and more than 3800 return yards.

Born Dec. 15, 1976, in Bloomington, Ind., Walters attended Consolidated High School in College Station, Texas. He holds two degrees from Stanford — a bachelor's in communications (1999) and a masters in sociology (2000). He and his wife, Josephine, have two sons, Tate and Wynn, and two daughters, Faith and Landri.

Playing and coaching history: 1995-99—Played wide receiver at Stanford. **2000-01**—Played wide receiver with Minnesota Vikings. **2002-05**—Played wide receiver with Indianapolis Colts. **2006**—Played wide receiver with Arizona Cardinals. **2007**—Played wide receiver with Detroit Lions. **2009**—Assistant coach (AC), Indiana State. **2010-11**—AC, Texas A&M. **2012**—AC, North Carolina State. **2013-15**—AC, Colorado. **2016-17**—Offensive coordinator, Central Florida. **2018-19**—Offensive coordinator, Nebraska. **2020-present**—AC, Cincinnati Bengals.

**LINEBACKER
LOGAN WILSON**



STEVE LUCIANO / AP

PLAYERS

ALPHABETICAL ROSTER

JULY 24, 2022

NO.	NAME	POS.	HT.	WT.	BORN	EXP.	COLLEGE	HOMETOWN	HOW ACQ.
77	Adeniji, Hakeem.....	G	6-4	315	12-8-97	3	Kansas	Garland, Texas.....	D6'20
48	Adomitis, Cal.....	LS	6-2	238	7-9-98	R	Pittsburgh	Pittsburgh, Pa.....	CFA'22
8	Allen, Brandon.....	QB	6-2	209	5-9-92	6	Arkansas	Fayetteville, Ark.....	FA'20
26	Anderson, Tycen.....	S	6-2	209	6-13-99	R	Toledo	Toledo, Ohio.....	D5'22
20	Apple, Eli.....	CB	6-1	203	8-9-95	7	Ohio State	Voorhees, N.J.....	FA'21
22	Awuzie, Chidobe.....	CB	6-0	202	5-24-95	6	Colorado	San Jose, Calif.....	UFA(Dall.)'21
49	Bachle, Joe.....	LB	6-2	235	2-26-98	3	Michigan State	Brook Park, Ohio.....	W(Phil.)'21
51	Bailey, Markus.....	LB	6-0	235	3-7-97	3	Purdue	Columbus, Ohio.....	D7'20
30	@ Bates, Jessie, III.....	S	6-1	200	2-26-97	5	Wake Forest	Fort Wayne, Ind.....	D2'18
24	Bell, Vonn.....	S	5-11	215	12-12-94	7	Ohio State	Rossville, Ga.....	UFA(N.O.)'20
83	Boyd, Tyler.....	WR	6-2	203	11-15-94	7	Pittsburgh	Clairton, Pa.....	D2'16
39	Brannon, John.....	CB	6-2	195	3-10-98	2	Western Carolina	Charlotte, N.C.....	FA'21
62	Brown, Ben.....	G/C	6-5	312	5-19-98	R	Mississippi	Vicksburg, Miss.....	CFA'22
6	Browning, Jake.....	QB	6-2	209	4-11-96	1	Washington	Folsom, Calif.....	FA'21
9	Burrow, Joe.....	QB	6-4	215	12-10-96	3	Louisiana State	Athens, Ohio.....	D1'20
65	Cappa, Alex.....	G	6-6	310	1-27-95	5	Humboldt State	Dublin, Calif.....	UFA(T.B.)'22
79	Carman, Jackson.....	G	6-5	322	1-22-00	2	Clemson	Fairfield, Ohio.....	D2'21
95	Carter, Zach.....	DT	6-4	290	4-7-99	R	Florida	Tampa, Fla.....	D3'22
1	Chase, Ja'Marr.....	WR	6-0	201	3-1-00	2	Louisiana State	Metairie, La.....	D1'21
4	Chrisman, Drue.....	P	6-3	211	6-30-97	1	Ohio State	Lawrenceburg, Ind.....	FA'21
76	Cochran, Devin.....	OT	6-7	310	7-17-98	R	Georgia Tech	Athens, Ga.....	CFA'22
71	Collins, La'el.....	OT	6-4	314	7-26-93	8	Louisiana State	Baton Rouge, La.....	FA'22
43	Daramy-Swaray, Abu.....	CB	5-9	185	6-10-96	R	Colgate	Columbus, Ohio.....	FA'22
35	Davis, Jalen.....	CB	5-10	190	2-2-96	3	Utah State	La Mesa, Calif.....	FA'20
59	Davis-Gaither, Akeem.....	LB	6-2	228	9-21-97	3	Appalachian State	Thomasville, N.C.....	D4'20
86	Eubanks, Nick.....	TE	6-5	256	11-21-96	1	Michigan	Plantation, Fla.....	FA'22
25	Evans, Chris.....	HB	5-11	215	10-5-97	2	Michigan	Indianapolis, Ind.....	D6b'21
33	Flowers, Tre.....	CB	6-3	200	6-2-95	5	Oklahoma State	Converse, Texas.....	W(Sea.)'21
61	Gaillard, Lamont.....	C	6-3	326	2-8-96	3	Georgia	Fayetteville, N.C.....	FA'21
42	George, Allan.....	CB	5-11	191	7-16-99	R	Vanderbilt	Andalusia, Ala.....	CFA'22
93	Gunter, Jeffrey.....	DE	6-4	263	6-1-99	R	Coastal Carolina	Durham, N.C.....	D7'22
46	Harris, Clark.....	LS	6-5	250	7-10-84	14	Rutgers	Manahawkin, N.J.....	FA'09
15	Heiligh, Jaivon.....	WR	6-1	202	9-2-99	R	Coastal Carolina	Venice, Fla.....	CFA'22
41	Henderson, Trayvon.....	S	6-0	205	8-15-95	3	Hawaii	Sacramento, Calif.....	CFA'18
91	Hendrickson, Trey.....	DE	6-4	270	12-5-94	6	Florida Atlantic	Apopka, Fla.....	UFA(N.O.)'21
50	Hicks, Clarence.....	LB	6-2	230	12-7-98	R	Texas-San Antonio	Pensacola, Fla.....	CFA'22
85	Higgins, Tee.....	WR	6-4	219	1-18-99	3	Clemson	Oak Ridge, Tenn.....	D2'20
92	Hill, B.J.....	DT	6-3	311	4-20-95	5	North Carolina State	Oakboro, N.C.....	T(NYG)'21
23	Hill, Dax.....	S	6-0	191	9-29-00	R	Michigan	Tulsa, Okla.....	D1'22
63	Hill, Trey.....	C	6-4	335	1-23-00	2	Georgia	Warner Robins, Ga.....	D6a'21
21	Hilton, Mike.....	CB	5-9	184	3-9-94	6	Mississippi	Fayetteville, Ga.....	UFA(Pitt.)'21
36	Holyfield, Elijah.....	HB	5-10	219	11-30-97	2	Georgia	College Park, Ga.....	FA'21
37	Hood, Delonte.....	CB	5-11	192	10-17-00	R	Peru State College	Washington D.C.....	CFA'22
94	Hubbard, Sam.....	DE	6-5	265	6-29-95	5	Ohio State	Cincinnati, Ohio.....	D3a'18
10	Huber, Kevin.....	P	6-1	210	7-16-85	14	Cincinnati	Cincinnati, Ohio.....	D5'09
56	Hubert, Wyatt.....	DE	6-3	260	6-13-98	1	Kansas State	Topeka, Kan.....	D7'21
88	Hurst, Hayden.....	TE	6-4	250	8-24-93	5	South Carolina	Jacksonville, Fla.....	UFA(Atl.)'22
16	Irwin, Trenton.....	WR	6-2	200	12-10-95	3	Stanford	Valencia, Calif.....	FA'19
44	Johnston, Clay.....	LB	6-1	232	8-8-96	3	Baylor	Abilene, Texas.....	W(Car.)'21
47	Jones, Keandre.....	LB	6-3	220	9-24-97	2	Maryland	Olney, Md.....	FA'20
27	Jones, Shermer.....	HB	6-0	225	8-15-00	R	Coastal Carolina	Pensacola, Fla.....	CFA'22
90	Kareem, Khalid.....	DE	6-4	268	4-28-98	3	Notre Dame	Detroit, Mich.....	D5'20
64	Karras, Ted.....	C	6-4	310	3-15-93	7	Illinois	Indianapolis, Ind.....	UFA(N.E.)'22
18	Lassiter, Kwamie, II.....	WR	5-11	185	1-21-98	R	Kansas	Chandler, Ariz.....	CFA'22
2	McPherson, Evan.....	K	5-11	185	7-21-99	2	Florida	Fort Payne, Ala.....	D5'21
28	Mixon, Joe.....	HB	6-1	220	7-24-96	6	Oklahoma	Oakley, Calif.....	D2'17
17	Morgan, Stanley.....	WR	6-0	205	9-7-96	4	Nebraska	New Orleans, La.....	CFA'19
81	Moss, Thaddeus.....	TE	6-3	240	5-14-98	2	Louisiana State	Charlotte, N.C.....	W(Wash.)'21
60	Noel, Desmond.....	G	6-4	310	2-12-98	R	Florida Atlantic	Cincinnati, Ohio.....	CFA'22
58	Ossai, Joseph.....	DE	6-4	263	4-12-00	2	Texas	Ketu Ijanikin, Lagos (Nigeria).....	D3'21
34	Perine, Samaje.....	HB	5-11	235	9-16-95	6	Oklahoma	Pflugerville, Texas.....	W(Mia.)'20
57	Pratt, Germaine.....	LB	6-3	250	5-21-96	4	North Carolina State	High Point, N.C.....	D3'19
75	Prince, Isaiah.....	OT	6-7	300	7-29-97	4	Ohio State	Greenbelt, Md.....	W(Mia.)'19
19	Pryor, Kendrick.....	WR	5-11	187	1-6-98	R	Wisconsin	Hazel Crest, Ill.....	CFA'22
38	Radley-Hiles, Bookie.....	CB/S	5-9	183	8-4-99	R	Washington	Inglewood, Calif.....	CFA'22
98	Reader, D.J.....	DT	6-3	335	7-1-94	7	Clemson	Greensboro, N.C.....	UFA(Hou.)'20
87	Rigg, Justin.....	TE	6-6	260	3-13-98	R	Kentucky	Springboro, Ohio.....	CFA'22
96	Sample, Cam.....	DE	6-3	272	9-20-99	2	Tulane	Shelville, Ga.....	D4a'21
89	Sample, Drew.....	TE	6-5	255	4-16-96	4	Washington	Bellevue, Wash.....	D2'19
99	Shelvin, Tyler.....	DT	6-2	350	7-22-98	2	Louisiana State	Lafayette, La.....	D4b'21
70	Smith, D'Ante.....	OT	6-5	309	6-9-98	2	East Carolina	Augusta, Ga.....	D4c'21
14	Sorenson, Jack.....	WR	6-0	192	7-26-97	R	Miami (Ohio)	Kildeer, Ill.....	CFA'22
52	Spence, Noah.....	DE	6-2	263	1-8-94	5	Eastern Kentucky	Harrisburg, Pa.....	FA'21
11	Taylor, Trent.....	WR	5-8	181	4-30-94	5	Louisiana Tech	Shreveport, La.....	FA'21
29	Taylor-Britt, Cam.....	CB	5-11	202	10-15-99	R	Nebraska	Montgomery, Ala.....	D2'22
31	Thomas, Michael J.....	S	5-11	192	3-17-90	9	Stanford	Houston, Texas.....	FA'21
80	Thomas, Mike D.....	WR	6-1	197	8-16-94	7	Southern Mississippi	Chicago, Ill.....	UFA(LARams)'20
97	Tisdale, Tarigious.....	DT/DE	6-5	285	4-4-98	R	Mississippi	Lexington, Tenn.....	CFA'22
68	Tupou, Josh.....	DT	6-3	340	5-2-94	5	Colorado	Long Beach, Calif.....	CFA'17
67	Volson, Cordell.....	G/OT	6-6	315	7-20-98	R	North Dakota State	Balfour, N.D.....	D4'22
82	Washington, Scotty.....	TE	6-5	247	7-26-97	1	Wake Forest	Washington, D.C.....	FA'21
53	Wells, Carson.....	LB	6-3	245	2-20-99	R	Colorado	Bushnell, Fla.....	CFA'22
84	Wilcox, Mitchell.....	TE	6-4	250	11-7-96	3	South Florida	Tarpon Springs, Fla.....	CFA'20
73	Williams, Jonah.....	OT	6-5	312	11-17-97	4	Alabama	Folsom, Calif.....	D1'19
12	Williams, Pooka, Jr.....	WR	5-9	177	6-19-99	1	Kansas	New Orleans, La.....	CFA'21
32	Williams, Trayveon.....	HB	5-8	206	10-18-97	4	Texas A&M	Houston, Texas.....	D6a'19
40	Wilson, Brandon.....	S	5-10	200	7-27-94	6	Houston	Shreveport, La.....	D6b'17
55	Wilson, Logan.....	LB	6-2	245	7-8-96	3	Wyoming	Casper, Wyoming.....	D3'20

COACHING STAFF: HEAD COACH: Zac Taylor. ASSISTANT COACHES: Lou Anarumo (defensive coordinator), Colt Anderson (assistant special teams), James Bettcher (linebackers), Joey Boese (strength and conditioning), Charles Burks (secondary/cornerbacks), Brian Callahan (offensive coordinator), James Casey (tight ends), Louie Cioffi (defensive quality control), Mark Duffner (senior defensive assistant), Derek Frazier (assistant offensive line), Justin Hill (running backs), Marion Hobby (defensive line), Todd Hunt (assistant strength and conditioning), Fredi Knighen (Offensive Assistant), Jordan Kovacs (assistant linebackers), Brad Kragthorpe (assistant wide receivers), Robert Livingston (secondary/safeties), Ben Martin (assistant offensive line), Dan Pitcher (quarterbacks), Frank Pollack (offensive line/run game coordinator), Darrin Simmons (assistant head coach/special teams coordinator), Garrett Swanson (assistant strength and conditioning), Troy Walters (wide receivers). **STAFF:** Doug Rosfeld (director of coaching operations), Adam Zimmer (offensive analyst).

NOTE: An "at" sign (@) indicates a designated franchise player.

NUMERICAL ROSTER

JULY 24, 2022

NO.	NAME	POS.	HT.	WT.	BORN	EXP.	COLLEGE	HOMETOWN	HOW ACQ.
1	Ja'Marr Chase	WR	6-0	201	3-1-00	2	Louisiana State	Metairie, La.	D1'21
2	Evan McPherson	K	5-11	185	7-21-99	2	Florida	Fort Payne, Ala.	D5'21
4	Drue Chrisman	P	6-3	211	6-30-97	1	Ohio State	Lawrenceburg, Ind.	FA'21
6	Jake Browning	QB	6-2	209	4-11-96	1	Washington	Folsom, Calif.	FA'21
8	Brandon Allen	QB	6-2	209	9-5-92	6	Arkansas	Fayetteville, Ark.	FA'20
9	Joe Burrow	QB	6-4	215	12-10-96	3	Louisiana State	Athens, Ohio	D1'20
10	Kevin Huber	P	6-1	210	7-16-85	14	Cincinnati	Cincinnati, Ohio	D5'09
11	Trent Taylor	WR	5-8	181	4-30-94	5	Louisiana Tech	Shreveport, La.	FA'21
12	Pooka Williams Jr.	WR	5-9	177	6-19-99	1	Kansas	New Orleans, La.	CFA'21
14	Jack Sorenson	WR	6-0	192	7-26-97	R	Miami (Ohio)	Kildeer, Ill.	CFA'22
15	Jaiyon Heiligh	WR	6-1	202	9-2-99	R	Coastal Carolina	Venice, Fla.	CFA'22
16	Trenton Irwin	WR	6-2	200	12-10-95	3	Stanford	Valencia, Calif.	FA'19
17	Stanley Morgan	WR	6-0	205	9-7-96	4	Nebraska	New Orleans, La.	CFA'19
18	Kwamie Lassiter II	WR	5-11	185	1-21-98	R	Kansas	Chandler, Ariz.	CFA'22
19	Kendric Pryor	WR	5-11	187	1-6-98	R	Wisconsin	Hazel Crest, Ill.	CFA'22
20	Eli Apple	CB	6-1	203	8-9-95	7	Ohio State	Voorhees, N.J.	FA'21
21	Mike Hilton	CB	5-9	184	3-9-94	6	Mississippi	Fayetteville, Ga.	UFA(Pitt.)'21
22	Chidobe Awuzie	CB	6-0	202	5-24-95	6	Colorado	San Jose, Calif.	UFA(Dall.)'21
23	Dax Hill	S	6-0	191	9-29-00	R	Michigan	Tulsa, Okla.	D1'22
24	Vonn Bell	S	5-11	215	12-12-94	7	Ohio State	Rossville, Ga.	UFA(N.O.)'20
25	Chris Evans	HB	5-11	215	10-5-97	2	Michigan	Indianapolis, Ind.	D6b'21
26	Tylen Anderson	S	6-2	209	6-13-99	R	Toledo	Toledo, Ohio	D5'22
27	Shermar Jones	HB	6-0	225	8-15-00	R	Coastal Carolina	Pensacola, Fla.	CFA'22
28	Joe Mixon	HB	6-1	220	7-24-96	6	Oklahoma	Oakley, Calif.	D2'17
29	Cam Taylor-Britt	CB	5-11	202	10-15-99	R	Nebraska	Montgomery, Ala.	D2'22
30	Jessie Bates III	S	6-1	200	2-26-97	5	Wake Forest	Fort Wayne, Ind.	D2'18
31	Michael J. Thomas	S	5-11	192	3-17-90	9	Stanford	Houston, Texas	FA'21
32	Trayveon Williams	HB	5-8	206	10-18-97	4	Texas A&M	Houston, Texas	D6a'19
33	Tre Flowers	CB	6-3	200	6-2-95	5	Oklahoma State	Converse, Texas	W(Sea.)'21
34	Samaje Perine	HB	5-11	235	9-16-95	6	Oklahoma	Pflugerville, Texas	W(Mia.)'20
35	Jalen Davis	CB	5-10	190	2-2-96	3	Utah State	La Mesa, Calif.	FA'20
36	Elijah Holyfield	HB	5-10	219	11-30-97	2	Georgia	College Park, Ga.	FA'21
37	Delonte Hood	CB	5-11	192	10-17-00	R	Peru State College	Washington D.C.	CFA'22
38	Bookie Radley-Hiles	CB/S	5-9	183	8-4-99	R	Washington	Inglewood, Calif.	CFA'22
39	John Brannon	CB	6-2	195	3-10-98	2	Western Carolina	Charlotte, N.C.	FA'21
40	Brandon Wilson	S	5-10	200	7-27-94	6	Houston	Shreveport, La.	D6b'17
41	Trayvon Henderson	S	6-0	205	8-15-95	3	Hawaii	Sacramento, Calif.	CFA'18
42	Allan George	CB	5-11	191	7-16-99	R	Vanderbilt	Andalusia, Ala.	CFA'22
43	Abu Daraby-Swaray	CB	5-9	185	6-10-96	R	Colgate	Columbus, Ohio	FA'22
44	Clay Johnston	LB	6-1	232	8-8-96	3	Baylor	Abilene, Texas	W(Car.)'21
46	Clark Harris	LS	6-5	250	7-10-84	14	Rutgers	Manahawkin, N.J.	FA'09
47	Keandre Jones	LB	6-3	220	9-24-97	2	Maryland	Olney, Md.	FA'20
48	Cal Adomitis	LS	6-2	238	7-9-98	R	Pittsburgh	Pittsburgh, Pa.	CFA'22
49	Joe Bache	LB	6-2	235	2-26-98	3	Michigan State	Brook Park, Ohio	W(Phil.)'21
50	Clarence Hicks	LB	6-2	230	12-7-98	R	Texas-San Antonio	Pensacola, Fla.	CFA'22
51	Markus Bailey	LB	6-0	235	3-7-97	3	Purdue	Columbus, Ohio	D7'20
52	Noah Spence	DE	6-2	263	1-8-94	5	Eastern Kentucky	Harrisburg, Pa.	FA'21
53	Carson Wells	LB	6-3	245	2-20-99	R	Colorado	Bushnell, Fla.	CFA'22
55	Logan Wilson	LB	6-2	245	7-8-96	3	Wyoming	Casper, Wyoming	D3'20
56	Wyatt Hubert	DE	6-3	260	6-13-98	1	Kansas State	Topeka, Kan.	D7'21
57	Germaine Pratt	LB	6-3	250	5-21-96	4	North Carolina State	High Point, N.C.	D3'19
58	Joseph Ossai	DE	6-4	263	4-12-00	2	Texas	Ketu Ijanikin, Lagos (Nigeria)	D3'21
59	Akeem Davis-Gaither	LB	6-2	228	9-21-97	3	Appalachian State	Thomasville, N.C.	D4'20
60	Desmond Noel	G	6-4	310	2-12-98	R	Florida Atlantic	Cincinnati, Ohio	CFA'22
61	Lamont Gaillard	C	6-3	326	2-8-96	3	Georgia	Fayetteville, N.C.	FA'21
62	Ben Brown	G/C	6-5	312	5-19-98	R	Mississippi	Vicksburg, Miss.	CFA'22
63	Trey Hill	C	6-4	335	1-23-00	2	Georgia	Warner Robins, Ga.	D6a'21
64	Ted Karras	C	6-4	310	3-15-93	7	Illinois	Indianapolis, Ind.	UFA(N.E.)'22
65	Alex Cappa	G	6-6	310	1-27-95	5	Humboldt State	Dublin, Calif.	UFA(T.B.)'22
67	Cordell Volson	G/OT	6-6	315	7-20-98	R	North Dakota State	Balfour, N.D.	D4'22
68	Josh Tupou	DT	6-3	340	5-2-94	5	Colorado	Long Beach, Calif.	CFA'17
70	D'Ante Smith	OT	6-5	309	6-9-98	2	East Carolina	Augusta, Ga.	D4c'21
71	La'el Collins	OT	6-4	314	7-26-93	8	Louisiana State	Baton Rouge, La.	FA'22
73	Jonah Williams	OT	6-5	312	11-17-97	4	Alabama	Folsom, Calif.	D1'19
75	Isaiah Prince	OT	6-7	300	7-29-97	4	Ohio State	Greenbelt, Md.	W(Mia.)'19
76	Devin Cochran	OT	6-7	310	7-17-98	R	Georgia Tech	Athens, Ga.	CFA'22
77	Hakeem Adeniji	G	6-4	315	12-8-97	3	Kansas	Garland, Texas	D6'20
79	Jackson Carman	G	6-5	322	1-22-00	2	Clemson	Fairfield, Ohio	D2'21
80	Mike D. Thomas	WR	6-1	197	8-16-94	7	Southern Mississippi	Chicago, Ill.	UFA(LARams)'20
81	Thaddeus Moss	TE	6-3	240	5-14-98	2	Louisiana State	Charlotte, N.C.	W(Wash.)'21
82	Scotty Washington	TE	6-5	247	7-26-97	1	Wake Forest	Washington, D.C.	FA'21
83	Tyler Boyd	WR	6-2	203	11-15-94	7	Pittsburgh	Clairton, Pa.	D2'16
84	Mitchell Wilcox	TE	6-4	250	11-7-96	3	South Florida	Tarpon Springs, Fla.	CFA'20
85	Tee Higgins	WR	6-4	219	1-18-99	3	Clemson	Oak Ridge, Tenn.	D2'20
86	Nick Eubanks	TE	6-5	256	11-21-96	1	Michigan	Plantation, Fla.	FA'22
87	Justin Rigg	TE	6-6	260	3-13-98	R	Kentucky	Springboro, Ohio	CFA'22
88	Hayden Hurst	TE	6-4	250	8-24-93	5	South Carolina	Jacksonville, Fla.	UFA(Atl.)'22
89	Drew Sample	TE	6-5	255	4-16-96	4	Washington	Bellevue, Wash.	D2'19
90	Khalid Kareem	DE	6-4	268	4-28-98	3	Notre Dame	Detroit, Mich.	D5'20
91	Trey Hendrickson	DE	6-4	270	12-5-94	6	Florida Atlantic	Apopka, Fla.	UFA(N.O.)'21
92	B.J. Hill	DT	6-3	311	4-20-95	5	North Carolina State	Oakboro, N.C.	T(NYG)'21
93	Jeffrey Gunter	DE	6-4	263	6-1-99	R	Coastal Carolina	Durham, N.C.	D7'22
94	Sam Hubbard	DE	6-5	265	6-29-95	5	Ohio State	Cincinnati, Ohio	D3a'18
95	Zach Carter	DT	6-4	290	4-7-99	R	Florida	Tampa, Fla.	D3'22
96	Cam Sample	DE	6-3	272	9-20-99	2	Tulane	Snellville, Ga.	D4a'21
97	Tarique Tisdale	DT/DE	6-5	285	4-4-98	R	Mississippi	Lexington, Tenn.	CFA'22
98	D.J. Reader	DT	6-3	335	7-1-94	7	Clemson	Greensboro, N.C.	UFA(Hou.)'20
99	Tyler Shelvin	DT	6-2	350	7-22-98	2	Louisiana State	Lafayette, La.	D4b'21

COACHING STAFF: HEAD COACH: Zac Taylor. ASSISTANT COACHES: Lou Anarumo (defensive coordinator), Colt Anderson (assistant special teams), James Bettcher (linebackers), Joey Boese (strength and conditioning), Charles Burks (secondary/cornerbacks), Brian Callahan (offensive coordinator), James Casey (tight ends), Louie Cioffi (defensive quality control), Mark Duffner (senior defensive assistant), Derek Frazier (assistant offensive line), Justin Hill (running backs), Marion Hobby (defensive line), Todd Hunt (assistant strength and conditioning), Fredi Knighen (Offensive Assistant), Jordan Kovacs (assistant linebackers), Brad Kragthorpe (assistant wide receivers), Robert Livingston (secondary/safeties), Ben Martin (assistant offensive line), Dan Pitcher (quarterbacks), Frank Pollack (offensive line/run game coordinator), Darrin Simmons (assistant head coach/special teams coordinator), Garrett Swanson (assistant strength and conditioning), Troy Walters (wide receivers). **STAFF:** Doug Rosfeld (director of coaching operations), Adam Zimmer (offensive analyst).

NOTE: An "at" sign (@) indicates a designated franchise player.

PRONUNCIATION GUIDE

JULY 24, 2022

Hakeem Adeniji	hah-KEEM uh-DENN-ih-gee	Shermari Jones	sher-MAR-ee
Cal Adomitis	AA-dumm-EYE-tiss	Khalid Kareem	KAH-lid kuh-REEM
Lou Anarumo (Defensive Coordinator).....	ann-ah-ROO-mo	Kwamie Lassiter II	KWAH-me LASS-ih-ter
Tycen Anderson	TIE-senn	Evan McPherson	mick-FEAR-son
Chidobe Awuzie	CHIH-doe-bay ah-WOOZ-yay	Thaddeus Moss	THA-dee-us
Joe Bachie	BAH-chee	Desmond Noel	no-ELL
Joey Boese (Strength and Conditioning Coach).....	bo-ZAY	Joseph Ossai	o-SIGH
Louie Cioffi (Defensive Quality Control Coach).....	CHO-fee	Samaje Perine	suh-MAH-jay PEE-rhine
La'el Collins	luh-ELL	Bookie Radley-Hiles	BOO-kee
Abu Daramy-Swaray	ah-BOO duh-RAH-mee-SWAH-ray	D'Ante Smith	dee-AHN-tay
Akeem Davis-Gaither	AH-keem DAY-viss-GAY-thur	Tariqious Tisdale	tah-REE-kuss TIZZ-dale
Jaivon Heiligh	JAY-vonn HIGH-lee	Josh Tupou	TEW-po
Trayvon Henderson	TRAY-vahn	Cordell Volson	kor-DELL VOLL-son
Delonte Hood	deh-LAHN-tay	Pooka Williams Jr.	POO-kah
Keandre Jones	kee-AHN-dray	Trayveon Williams	TRAY-vee-ahn

PLAYER BIOGRAPHIES

(All defensive statistics in the following biographies are press box statistics produced at the games.)



ADENIJI, HAKEEM

G #77

Height: 6-4

Weight: 315

College: Kansas

Experience: 3rd-year player in 2022

2021 games-starts: 9-9

Career games-starts: 24-14

Born: 12-8-97

Hometown: Garland, Texas

Acquired: D6'20

A 2020 sixth-round pick of the Bengals, Adeniji in '21 saw the first action of his football career at G and served as Cincinnati's No. 1 RG as Bengals made a run to Super Bowl LVI ... Spent training camp and first eight weeks of 2021 regular season on Reserve/Non-Football Injury list after suffering torn pectoral muscle in June and having surgery ... Returned to practice in Week 9 and immediately took over the starting RG position, which he held for remainder of regular season and playoffs ... Known for athleticism and intelligence, he played OT in high school, college and during his first NFL season ... Was at times thrust into regular action at OT as a rookie and performed well, seeing action on 232 offensive snaps, with five starts (three at LOT, one at ROT, and another as an extra blocker in a heavy formation) ... Started all 48 possible games over his four seasons (2016-20) at Kansas; switched between RT and LT early in his career, before settling at LT for his final two seasons.

Career transactions: Selected by Cincinnati in sixth round of 2020 NFL Draft (180th overall) ... Signed with Bengals on 7-21-20.

Pro career: 2020—Played in 15 games (five starts) as a rookie ... Made three starts at LOT (Games 8-9 and 13), one at ROT (Game 10), and one as a second TE (Game 3) ... Made first career start on Sept. 27 at Philadelphia as a second TE in a heavy formation ... Made first career start at LOT on Nov. 1 vs. Tennessee, and aided blocking effort that helped Bengals gain a nearly 12-minute edge in time of possession (35:57-24:03). **2021**—Played and started final nine regular-season games and all four postseason games at RG, helping Bengals to a berth in Super Bowl LVI ... Began season on Reserve/Non-Football Injury list after suffering a torn pectoral muscle in June, but returned in November and immediately entered the starting lineup at RG; It was the first action at G of his football career, after playing OT in high school, college and his first NFL season ... Aided high-powered Bengals offense that helped QB Joe Burrow set team records for passer rating (108.3), passing yards (4611) and passing TDs (34), while also paving the way for HB Joe Mixon's 1205 rushing yards and 16 total TDs ... Aided blocking effort for two of Mixon's 100-yard rushing games — 123 in Game 10 at Las Vegas, and a career-high 165 in Game 11 vs. Pittsburgh.

College: Spent four seasons (2016-19) at Kansas, and started all 48 possible games during his career ... Switched between RT and LT early in his career, before settling at LT for his final two seasons ... As a senior, earned All-Big 12 First Team honors (coaches), and Second Team All-Big 12 honors (AP) ... Also a standout in the classroom, he twice earned spots on both Big 12 Commissioner's Honor Roll and three times landed on the KU Athletic Director's Honor Roll.

High school/personal: Hometown is Garland, Texas (outside Dallas) ... Attended Garland High School, where he played DE and OT and earned all-district honors as both a junior and senior ... Also lettered in basketball and track and field (shot put and discus) ... Originally committed to play football at the Air Force Academy, but was denied entry the summer before his freshman year due to a severe cashew allergy; his high school head coach, Jeff Jordan, had just taken a job in Kansas' athletic department and helped secure a spot at KU for Adeniji ... His brother, Moshood, was an offensive lineman at Air Force from 2010-13 ... Graduated from Kansas in May 2019 with degree in management and leadership ... First name is pronounced "hah-KEEM" and last name is pronounced "uh-DENN-ih-gee."

HAKEEM ADENIJI'S STATISTICS

GAMES-STARTS

YEAR	TEAM	GAMES	STARTS
2020	Cincinnati.....	15	5
2021	Cincinnati.....	9	9
CAREER		24	14

POSTSEASON

GAMES-STARTS

YEAR	TEAM	GAMES	STARTS
2021	Cincinnati.....	4	4
CAREER		4	4



ADOMITIS, CAL

LS #48

Height: 6-2
Weight: 238
College: Pittsburgh
Experience: Rookie in 2022

2021 games-starts: 0-0
Career games-starts: 0-0
Born: 7-9-98
Hometown: Pittsburgh, Pa.
Acquired: CFA'22

A native of Pittsburgh, Pa., Adomitis joined the Bengals in May as a college free agent ... Played five seasons collegiately (2017-21) at Pittsburgh, finishing his career as the most accomplished long snapper in program history ... Handled long snapping duties in all 64 games during his career ... Named a first-team All-American by the American Football Coaches Association (AFCA) in 2021 ... Received the 2021 Patrick Mannelly Award, given to the nation's top long snapper ... Elected as a team captain for his redshirt senior season in 2021 ... Recipient of the Blue-Gold Award, presented to the male and female senior student-athletes who best represent the student-athlete ideal based on academic scholarship, athletic achievement, leadership qualities and citizenship.


Career transactions: Signed with Cincinnati as college free agent on 5-13-22.

College highlights: Spent five seasons (2017-21) at Pittsburgh, using an extra year of eligibility granted to student-athletes due to the COVID-19 pandemic ... Handled both long and short snapping for the Panthers in every game from 2017-21 — a streak of 64 consecutive contests ... **2021**—Played in all 14 games ... Selected a first-team All-American by the AFCA, the only one of the five NCAA-recognized All-America selectors that includes a long snapper ... Logged two special teams tackles ... Named to the 2021 Allstate AFCA Good

Works Team for his commitment to community service ... Selected to play in the Reese's Senior Bowl. **2020**—Played in all 11 games, concluding the season as Pitt's long snapper for punts and PAT/FGs ... Named to All-ACC First Team by Phil Steele and Honorable Mention All-American ... All-ACC Academic Team pick ... Semifinalist for Patrick Mannelly Award (nation's top long snapper). **2019**—Played in all 13 contests and recorded four tackles on punt coverage. **2018**—Played in all 14 games ... Totaled four tackles on punt coverage, including two in the Sun Bowl vs. Stanford ... **2017**—Played in all 12 games, notching two special teams tackles.

High school: Attended Pittsburgh Central Catholic High School ... Lettered as a tight end and long snapper ... Helped the team to a 14-2 record and a Western Pennsylvania Interscholastic Athletic League Class 6A championship as a senior in 2016 ... Helped the team post a 15-1 record and win both the WPIAL and Pennsylvania Interscholastic Athletic Association championships.

Personal: Hometown is Pittsburgh, Penn. ... Served as Pitt's president of the Student-Athlete Advisory Committee (SAAC) ... Launched an initiative called "Cal's Kids" in October 2021 and raised more than \$135,000 for UPMC Children's Hospital of Pittsburgh ... Economics major at Pittsburgh ... Last name is pronounced "AA-dumm-EYE-tiss."



ALLEN, BRANDON

QB #8**Height:** 6-2**Weight:** 209**College:** Arkansas**Experience:** 6th-year player in 2022**2021 games-starts:** 6-1**Career games-starts:** 14-9**Born:** 9-5-92**Hometown:** Fayetteville, Ark.**Acquired:** FA'20

Allen has served as a reserve QB since joining Cincinnati early in 2020 training camp ... Served as No. 2 QB for 2021 AFC Champion Bengals, and saw time in six games, with one start in season finale as Cincinnati rested its starters ... Originally was Bengals' No. 3 QB in 2020, but then was thrust into the starting role late in the year following Joe Burrow's season-ending injury ... Played and started five of the final six games in 2020 (missed one due to injury), and passed for 925 yards, five TDs and four INTs (82.0 rating) ... Began 2020 season on Cincinnati's practice squad and was team's "quarantine QB" that was kept away from the rest of the QBs at practice/meetings in case they could not play due to COVID-19 ... Originally a sixth-round pick of the Jacksonville Jaguars in 2016, and later spent time with the L.A. Rams and Denver Broncos ... Bengals head coach Zac Taylor was on the Rams' offensive staff when Allen was in L.A.

Career transactions: Selected by Jacksonville in sixth round of 2016 NFL Draft (201st overall) ... Signed with Jaguars on 5-6-16 ... Waived by Jaguars on 9-3-17 ... Acquired by L.A. Rams on waivers from Jaguars on 9-4-17 ... Waived by Rams on 9-18-18 ... Signed to Rams practice squad on 9-20-18 ... Signed to Rams roster on 2-7-19 ... Waived by Rams on 8-30-19 ... Acquired by Denver on waivers from Rams on 9-1-19 ... Broncos contract expired on 3-18-20; received no qualifying offer and became free agent ... Signed with Cincinnati as free agent on 8-1-20 ... Contract terminated by Bengals on 9-5-20 ... Signed to Bengals practice squad on 9-6-20 ... Signed to Bengals roster on 11-23-20 ... Signed contract extension with Bengals on 3-10-21 ... Bengals contract expired on 3-16-22; became unrestricted free agent ... Re-signed with Bengals as unrestricted free agent on 3-18-22.

Pro career: 2016—Spent entire rookie season on Jacksonville's active roster, and was inactive for all 16 games. 2017—Allen was inactive for the first 15 weeks of the season with the Rams before being placed on Reserve/Injured (back) on Dec. 20. 2018—Did not play ... Spent first two games on L.A. Rams' active roster (inactive for both), then moved to the practice squad for the remaining 14 contests. 2019—Played and started three games (Games 9-11) for Denver ... Active/DNP for other 13 contests ... Completed 39 of 84 passes (46.4 percent) for 515 yards, three TDs and two INTs (68.3 rating) ... Made his NFL regular-season debut on Nov. 3 vs. Cleveland, completing 12 of 20 passes (60.0 percent) for 193 yards with two TDs ... His 125.6 passer rating against the Browns was the third-highest figure in team history for a QB making his Broncos

starting debut ... Completed 17 of 35 attempts for 240 yards and one TD on Nov. 17 at Minnesota. 2020—Played and started five games for the Bengals (Games 11-13 and 15-16), and completed 90 of 142 passes (63.4 percent) for 925 yards, five TDs and four INTs (82.0 rating) ... Signed with Cincinnati on Aug. 1, then joined Bengals' practice squad after final cuts ... Served as Bengals' No. 3 QB for first 10 games while on practice squad, and was the team's "quarantine quarterback" that was kept away from the rest of the QBs at practice/meetings in case Cincinnati's other QBs could not play due to COVID-19 ... After Bengals' starter Joe Burrow suffered season-ending knee injury in Game 10, Nov. 22 at Washington, Allen was signed to the active roster and took over as starter for the rest of the season ... Inactive for Game 14, Dec. 21 vs. Pittsburgh due to knee injury ... Made Bengals debut on Nov. 29 vs. the N.Y. Giants, and completed 17 of 29 passes for 136 yards, one TD and one INT ... Passed for career-high 371 passing yards and two TDs (126.5 rating) in Bengals win on Dec. 27 at Houston. 2021—Played in six regular-season games as No. 2 QB for AFC Champion Bengals, and started the season finale as Cincinnati rested its starters for the playoffs ... Completed 17 of 34 passes on the season for 149 yards and two TDs (81.6) ... In lone start of season (Jan. 9 at Cleveland), he passed 15 of 29 for 136 yards and one TD (76.2) ... Active/DNP for all four of Cincinnati's postseason games, including Super Bowl LVI.

College: Spent five seasons (2011-15) at Arkansas, with a redshirt year in '11 ... Started 38 career games, and left program ranked third in school history in passing yards (7462), second in completions (583), second in attempts (1016) and third in completion percentage (57.4) ... Started his final 34 consecutive games, the longest streak for an Arkansas QB since 1992.

High school/personal: Hometown is Fayetteville, Ark. ... Attended Fayetteville High School, where he led the Bulldogs to the Arkansas Class 7A state title game as a senior in 2010, finishing the season with a 10-4 record ... Honored with the Landers Award, given annually to the top high school football player in the state of Arkansas ... His brother, Austin, was a college free agent signee of Tampa Bay in 2018 ... Graduated from Arkansas in 2014 with a degree in recreation and sport management.

NOTE ABOUT NFL EXPERIENCE: Allen did not earn an accrued year of experience toward NFL free agency in 2018.

BRANDON ALLEN'S STATISTICS

			PASSING												
YEAR	TEAM	G-S	ATT	CMP	CMP%	YDS	YDS/ATT	TD	TD%	INT	INT%	LG	SKD-YDS	RAT	
2016	Jacksonville	0-0	DID NOT PLAY*												
2017	L.A. Rams	0-0	DID NOT PLAY*												
2018	L.A. Rams	0-0	DID NOT PLAY*												
2019	Denver	3-3	84	39	46.4	515	6.13	3	3.6	2	2.4	75t	9-59	68.3	
2020	Cincinnati	5-5	142	90	63.4	925	6.51	5	3.5	4	2.8	72t	7-51	82.0	
2021	Cincinnati	6-1	34	17	50.0	149	4.38	2	5.9	0	0.0	26	4-33	81.6	
JAX. TOTALS		0-0	0	0	—	0	—	0	—	0	—	—	0-0	—	
LARams TOTALS		0-0	0	0	—	0	—	0	—	0	—	—	0-0	—	
DEN. TOTALS		3-3	84	39	46.4	515	6.13	3	3.6	2	2.4	75t	9-59	68.3	
CIN. TOTALS		11-6	176	107	60.8	1074	6.10	7	4.0	4	2.3	72t	11-84	82.0	
CAREER		14-9	260	146	56.2	1589	6.11	10	3.8	6	2.3	75t	20-143	77.5	

		RUSHING					RECEIVING					SCORING					
YEAR	TEAM	ATT	YDS	AVG	LG	TD	NO	YDS	AVG	LG	TD	TD	TD-R	TD-P	TD-Rt	2-PtC	PTS
2019	Denver	10	39	3.9	11	0	—	—	—	—	—	—	—	—	—	—	—
2020	Cincinnati	13	27	2.1	4	0	—	—	—	—	—	—	—	—	—	—	—
2021	Cincinnati	7	-1	-0.1	3	0	—	—	—	—	—	—	—	—	—	—	—
DEN. TOTALS		10	39	3.9	11	0	—	—	—	—	—	—	—	—	—	—	—
CIN. TOTALS		20	26	1.3	4	0	—	—	—	—	—	—	—	—	—	—	—
CAREER		30	65	2.2	11	0	—	—	—	—	—	—	—	—	—	—	—

PASSING SINGLE-GAME HIGHS: ATTEMPTS—39 (for Denver; 11-17-19 at Minnesota). COMPLETIONS—29 (for Cincinnati; 12-27-20 at Houston). YARDS—371 (for Cincinnati; 12-27-20 at Houston). TOUCHDOWNS—2 (two times; most recently for Cincinnati on 12-27-20 at Houston). INTERCEPTIONS—2 (for Cincinnati; 1-3-21 vs. Baltimore). LONG—75t (for Denver; 11-3-19 vs. Cleveland). RATING (minimum 14 attempts)—126.5 (for Cincinnati; 12-27-20 at Houston).

RUSHING SINGLE-GAME HIGHS: ATTEMPTS—5 (for Denver; 11-3-19 vs. Cleveland). YARDS—18 (for Denver; 11-17-19 at Minnesota). LONG—11 (two times; most recently for Denver on 11-17-19 at Minnesota). TOUCHDOWNS—(none).

POSTSEASON


YEAR	TEAM	G-S	PASSING											
			ATT	CMP	CMP%	YDS	YDS/ATT	TD	TD%	INT	INT%	LG	SKD-YDS	RAT
2017	L.A. Rams	0-0						DID NOT PLAY*						
2018	L.A. Rams	0-0						DID NOT PLAY*						
2021	Cincinnati	0-0						DID NOT PLAY*						
CAREER			0	0	—	0	—	0	—	0	—	—	0-0	—

* NOTE: Allen was inactive for 16 regular-season games with Jacksonville in 2016. In 2017, he was inactive for 14 regular-season games and on the Reserve/Injured list for two regular-season games and one postseason game with the L.A. Rams. In 2018 with the L.A. Rams, he was inactive for two regular-season games and on the practice squad for 14 regular-season games and three postseason games. In 2021 with Cincinnati, he was active/DNP in four postseason games.

CAREER GAME-BY-GAME

		PASSING								RUSHING				
DATE	OPPONENT	ATT	CMP	YDS	SKD-YDS	TD	LG	INT	RAT	ATT	YDS	AVG	LG	TD
2016 / JACKSONVILLE														
9-11	GREEN BAY				INACTIVE							INACTIVE		
9-18	at San Diego				INACTIVE							INACTIVE		
9-25	BALTIMORE				INACTIVE							INACTIVE		
10-2	INDIANAPOLIS				INACTIVE							INACTIVE		
10-9	— BYE —													
10-16	at Chicago				INACTIVE							INACTIVE		
10-23	OAKLAND				INACTIVE							INACTIVE		
10-27	at Tennessee				INACTIVE							INACTIVE		
11-6	at Kansas City				INACTIVE							INACTIVE		
11-13	HOUSTON				INACTIVE							INACTIVE		
11-20	at Detroit				INACTIVE							INACTIVE		
11-27	at Buffalo				INACTIVE							INACTIVE		
12-4	DENVER				INACTIVE							INACTIVE		
12-11	MINNESOTA				INACTIVE							INACTIVE		
12-18	at Houston				INACTIVE							INACTIVE		
12-24	TENNESSEE				INACTIVE							INACTIVE		
1-1	at Indianapolis				INACTIVE							INACTIVE		
2017 / L.A. RAMS														
9-10	INDIANAPOLIS				INACTIVE							INACTIVE		
9-17	WASHINGTON				INACTIVE							INACTIVE		
9-21	at San Francisco				INACTIVE							INACTIVE		
10-1	at Dallas				INACTIVE							INACTIVE		
10-8	SEATTLE				INACTIVE							INACTIVE		
10-15	at Jacksonville				INACTIVE							INACTIVE		
10-22	ARIZONA				INACTIVE							INACTIVE		
10-29	— BYE —													
11-5	at N.Y. Giants				INACTIVE							INACTIVE		
11-12	HOUSTON				INACTIVE							INACTIVE		
11-19	at Minnesota				INACTIVE							INACTIVE		
11-26	NEW ORLEANS				INACTIVE							INACTIVE		
12-3	at Arizona				INACTIVE							INACTIVE		
12-10	PHILADELPHIA				INACTIVE							INACTIVE		
12-17	at Seattle				INACTIVE							INACTIVE		
12-24	at Tennessee				RESERVE / INJURED							RESERVE / INJURED		
12-31	SAN FRANCISCO				RESERVE / INJURED							RESERVE / INJURED		
Postseason														
1-6	ATLANTA				RESERVE / INJURED							RESERVE / INJURED		
2018 / L.A. RAMS														
9-10	at Oakland				INACTIVE							INACTIVE		
9-16	ARIZONA				INACTIVE							INACTIVE		
9-23	L.A. CHARGERS				PRACTICE SQUAD							PRACTICE SQUAD		
9-27	MINNESOTA				PRACTICE SQUAD							PRACTICE SQUAD		
10-7	at Seattle				PRACTICE SQUAD							PRACTICE SQUAD		
10-14	at Denver				PRACTICE SQUAD							PRACTICE SQUAD		
10-21	at San Francisco				PRACTICE SQUAD							PRACTICE SQUAD		
10-28	GREEN BAY				PRACTICE SQUAD							PRACTICE SQUAD		
11-4	at New Orleans				PRACTICE SQUAD							PRACTICE SQUAD		
11-11	SEATTLE				PRACTICE SQUAD							PRACTICE SQUAD		
11-19	KANSAS CITY				PRACTICE SQUAD							PRACTICE SQUAD		
11-25	— BYE —													
12-2	at Detroit				PRACTICE SQUAD							PRACTICE SQUAD		
12-9	at Chicago				PRACTICE SQUAD							PRACTICE SQUAD		
12-16	PHILADELPHIA				PRACTICE SQUAD							PRACTICE SQUAD		
12-23	at Arizona				PRACTICE SQUAD							PRACTICE SQUAD		
12-30	SAN FRANCISCO				PRACTICE SQUAD							PRACTICE SQUAD		
Postseason														
1-12	DALLAS				PRACTICE SQUAD							PRACTICE SQUAD		
1-20	at New Orleans				PRACTICE SQUAD							PRACTICE SQUAD		
2-3	NEW ENGLAND				PRACTICE SQUAD							PRACTICE SQUAD		

		PASSING								RUSHING				
DATE	OPPONENT	ATT	CMP	YDS	SKD-YDS	TD	LG	INT	RAT	ATT	YDS	AVG	LG	TD
2019 / DENVER														
9-9	at Oakland				DID NOT PLAY									
9-15	CHICAGO				DID NOT PLAY									
9-22	at Green Bay				DID NOT PLAY									
9-29	JACKSONVILLE				DID NOT PLAY									
10-6	at L.A. Chargers				DID NOT PLAY									
10-13	TENNESSEE				DID NOT PLAY									
10-17	KANSAS CITY				DID NOT PLAY									
10-27	at Indianapolis				DID NOT PLAY									
11-3	CLEVELAND	20	12	193	3-18	2	75t	0	125.6	5	13	2.6	11	0
11-10	— BYE —													
11-17	at Minnesota	39	17	240	2-8	1	48	1	61.9	3	18	6.0	11	0
11-24	at Buffalo	25	10	82	4-33	0	27	1	32.4	2	8	4.0	7	0
12-1	L.A. CHARGERS				DID NOT PLAY									
12-8	at Houston				DID NOT PLAY									
12-15	at Kansas City				DID NOT PLAY									
12-22	DETROIT				DID NOT PLAY									
12-29	OAKLAND				DID NOT PLAY									
2020 / CINCINNATI														
9-13	L.A. CHARGERS				PRACTICE SQUAD									
9-17	at Cleveland				PRACTICE SQUAD									
9-27	at Philadelphia				PRACTICE SQUAD									
10-4	JACKSONVILLE				PRACTICE SQUAD									
10-11	at Baltimore				PRACTICE SQUAD									
10-18	at Indianapolis				PRACTICE SQUAD									
10-25	CLEVELAND				PRACTICE SQUAD									
11-1	TENNESSEE				PRACTICE SQUAD									
11-8	— BYE —													
11-15	at Pittsburgh				PRACTICE SQUAD									
11-22	at Washington				PRACTICE SQUAD									
11-29	N.Y. GIANTS	29	17	136	2-21	1	18	1	67.6	4	7	1.8	4	0
12-6	at Miami	19	11	153	5-30	1	72t	1	79.5	2	3	1.5	2	0
12-13	DALLAS	36	27	217	0-0	1	21	0	99.0	4	12	3.0	4	0
12-21	PITTSBURGH				INACTIVE									
12-27	at Houston	37	29	371	0-0	2	42	0	126.5	2	3	1.5	4	0
1-3	BALTIMORE	21	6	48	0-0	0	21	2	0.0	1	2	2.0	2	0
2021 / CINCINNATI														
9-12	MINNESOTA				DID NOT PLAY									
9-19	at Chicago				DID NOT PLAY									
9-26	at Pittsburgh				DID NOT PLAY									
9-30	JACKSONVILLE				DID NOT PLAY									
10-10	GREEN BAY				DID NOT PLAY									
10-17	at Detroit	1	1	7	0-0	1	7t	0	135.4	3	-3	-1.0	-1	0
10-24	at Baltimore	0	0	0	0-0	0	—	0	—	0	0	—	—	0
10-31	at N.Y. Jets				DID NOT PLAY									
11-7	CLEVELAND	2	1	6	0-0	0	6	0	56.2	1	0	0.0	0	0
11-14	— BYE —													
11-21	at Las Vegas				DID NOT PLAY									
11-28	PITTSBURGH	1	0	0	0-0	0	—	0	39.6	1	-1	-1.0	-1	0
12-5	L.A. CHARGERS				DID NOT PLAY									
12-12	SAN FRANCISCO				DID NOT PLAY									
12-19	at Denver				DID NOT PLAY									
12-26	BALTIMORE				DID NOT PLAY									
1-2	KANSAS CITY	1	0	0	0-0	0	—	0	39.6	1	0	0.0	0	0
1-9	at Cleveland	29	15	136	4-33	1	26	0	76.2	1	3	3.0	3	0
Postseason														
1-15-22	LAS VEGAS				DID NOT PLAY									
1-22-22	at Tennessee				DID NOT PLAY									
1-30-22	at Kansas City				DID NOT PLAY									
2-13-22	L.A. RAMS				DID NOT PLAY									



ANDERSON, TYCEN

S #26

Height: 6-2
Weight: 209
College: Toledo
Experience: Rookie in 2022

2021 games-starts: 0-0
Career games-starts: 0-0
Born: 6-13-99
Hometown: Toledo, Ohio
Acquired: D5'22

A rookie fifth-round pick of the Bengals, Anderson adds speed and athleticism to both the secondary and special teams units for Cincinnati ... He ran a 4.36 40-yard dash at the NFL Draft Combine and recorded 237 tackles (134 solo) during a five-year career at Toledo (2017-21) ... Earned All-Mid-American Conference honors in his final two seasons, including first-team distinction as a senior in 2021, when he also served as a team captain ... One of two players from a MAC school on the current Bengals roster alongside fellow rookie Jack Sorenson (Miami of Ohio).

Career transactions: Selected by Cincinnati in fifth round of 2022 NFL Draft (166th overall) ... Signed with Bengals on 5-19-22.

Defensive coordinator Lou Anarumo says: "In today's NFL, we're going to play to a bunch of great receivers as we all know. There's speed everywhere. Especially in the back end, those guys are going to get out of position some just by the nature of their jobs, and if they can't get back into the play then they're going to struggle. He has the make-up and recovery speed and that's what we're looking for."

College highlights: Spent five seasons (2017-21) at Toledo, using an extra year of eligibility granted to student-athletes due to the COVID-19 pandemic ... Played in 55 career games (27 starts), and recorded 237 tackles (134 solo), including nine TFLs, with 19 pass breakups, two INTs, two sacks and one FF ... Also utilized extensively on special teams as a gunner ... Named to the Academic All-MAC Team in four consecutive seasons (2018-21) ... **2021—** Played in 10 games (eight starts) as a fifth-year senior and earned All-MAC First Team honors ... Registered 44 tackles (26 solo), with two for losses, two

pass breakups, one sack and one FF ... Had a season-high 10 tackles, one TFL and a FF on Nov. 16 at Ohio ... Served as a team captain ... Selected to play in the Reese's Senior Bowl. **2020—** Started all six games in shortened season ... Ranked second on the team with 34 tackles (16 solo), adding four PBUs, one TFL and one sack ... Named second-team All-MAC ... totaled 11 tackles on Nov. 28 vs. Ball State ... Team captain ... Named Academic All-MAC and CoSIDA Academic All-District. **2019—** Started all 12 games, ranking second on the team with a career-high 84 tackles (41 solo) ... Had 3.5 TFLs and five PBUs ... Logged eight tackles (five solo), including one for a loss in season opener on Aug. 31 at Kentucky ... Registered a career-high 12 tackles on Sept. 21 at Colorado State, and again on Nov. 20 at Buffalo ... Academic All-MAC selection and nominee for Academic All-America. **2018—** Played in all 13 games, making one start at free safety ... Had 44 tackles (31 solo), four PBUs and one INT ... opened the season with five solo tackles and an INT on Sept. 1 vs. Virginia Military Institute ... Tallied six tackles and a PBU on Nov. 7 at Northern Illinois ... Named Academic All-MAC. **2017—** Played in all 14 games as a true freshman, totaling 31 tackles (20 solo), four PBUs and one INT ... Grabbed first career INT to go with six tackles on Nov. 8 at Ohio ... Had five tackles, with 1.5 for losses, in Dollar General Bowl vs. Appalachian State.

High school: Attended St. John's Jesuit High School in Toledo, Ohio ... Recorded 14 INTs in three seasons ... Had five INTs, 40 tackles and six blocked kicks as a senior in 2016, earning first-team all-state honors ... Also competed in basketball and track & field, finishing third in Ohio in the long jump as a junior.

Personal: Hometown is Toledo, Ohio ... Professional sales major at Toledo .. First name is pronounced "TIE-senn."



APPLE, ELI

CB #20**Height:** 6-1**Weight:** 203**College:** Ohio State**Experience:** 7th-year player in 2022**2021 games-starts:** 16-15**Career games-starts:** 73-63**Born:** 8-9-95**Hometown:** Voorhees, N.J.**Acquired:** FA'21

Veteran CB joined the Bengals as a free agent in March 2021 and originally was slated to add depth, but he ended up starting nearly every game of Cincinnati's run to Super Bowl LVI ... Played in 16 regular-season games (15 starts) in 2021, and started all four postseason contests ... Had two INTs and 10 PDs during the '21 regular season, along with three PDs in the playoffs ... Key figure in two of Bengals' signature defensive plays during 2021 playoff run — his batted pass in waning seconds of Divisional Playoff at Tennessee led to Logan Wilson's INT and set up game-winning FG, and his takedown of Chiefs WR Tyreek Hill at the one-yard line just before halftime of the AFC Championship drained the remaining clock and kept the Bengals within 11 points at the break ... Former first-round draft pick of the N.Y. Giants in 2016, and later spent time with the New Orleans Saints and Carolina Panthers ... Played collegiately at Ohio State, where he teamed with current Bengals S Vonn Bell to help Buckeyes to national championship in 2014 ... Played five games of 2018 season with the N.Y. Giants, where his position coach was current Bengals defensive coordinator Lou Anarumo.

Career transactions: Selected by N.Y. Giants in first round of 2016 NFL Draft (10th overall) ... Signed with Giants on 5-6-16 ... Acquired by New Orleans in trade with Giants on 10-23-18 ... Saints contract expired on 3-18-20; became unrestricted free agent ... Not asked to re-sign; became free agent on 4-27-20 ... Signed with Carolina as free agent on 5-29-20 ... Contract terminated by Panthers on 10-27-20 ... Signed with Cincinnati as free agent on 3-23-21 ... Bengals contract expired on 3-16-22; became unrestricted free agent ... Re-signed with Bengals as unrestricted free agent on 3-19-22.

Pro career: **2016**—Played in 14 games (11 starts) as a rookie for the Giants ... Recorded 49 tackles, seven PDs, an INT, a FF and a FR ... Played in Giants' only playoff game, and recorded four tackles and a PD. **2017**—Played in 11 games (seven starts) for the Giants ... Recorded 49 tackles, eight PDs and two FRs. **2018**—Played and started five games for the N.Y. Giants, and recorded 22 tackles, five PDs, a FF and a FR ... Traded to New Orleans in October, and went on to play and start 10 games for the Saints while recording 52 tackles, nine PDs, two INTs and a FR ... On Nov. 11 at Cincinnati, intercepted an Andy Dalton pass in the fourth quarter to help set up a Saints TD ... Started both of New Orleans' playoff games (Divisional and NFC Championship), and recorded eight tackles and a PD. **2019**—Played and started 15 games for New Orleans,

and recorded 58 tackles, four PDs and a FF ... Inactive for Saints' only postseason game. **2020**—Played two games with Carolina, and recorded four tackles ... Released by Panthers on Oct. 27. **2021**—Joined Bengals as free agent over the offseason and was slated to be a reserve, but he ended up playing in 16 regular-season games (15 starts), and starting all four postseason games in Cincinnati's run to Super Bowl LVI ... Took over starting CB job in season opener, while Trae Waynes sat out with an injury, but never relinquished his starting job upon Waynes' return ... His 979 defensive snaps were second-most on the team ... Totaled 49 tackles, two INTs (50 return yards) and 10 PDs during the regular season ... Intercepted QB Derek Carr deep in Raiders territory late in the fourth quarter on Nov. 21 at Las Vegas, setting up a TD that widened Cincinnati's lead to 16 points with less than four minutes remaining ... The next week, in Cincinnati's 41-10 win over Pittsburgh on Nov. 28, he intercepted QB Ben Roethlisberger on the Steelers' third offensive play to set up a Bengals FG drive ... With 28 seconds remaining and the score tied in the Divisional Playoff at Tennessee, he batted a Ryan Tannehill pass into the air and into the waiting arms of teammate Logan Wilson, giving Cincinnati the ball in Titans territory and setting up a game-winning FG as time expired three plays later ... Made one of the signature plays of Cincinnati's playoff run with five seconds left before halftime in AFC Championship at Kansas City, when on second-and-goal from the one-yard line he tackled Chiefs WR Tyreek Hill in the flat and forced the remaining clock to expire ... Part of Bengals pass defense that in two wins over Kansas City (regular-season matchup on Jan. 2, and AFC Championship on Jan. 30) held the Chiefs' high-powered offense in the second halves and one overtime (AFC Championship) to a combined 66 passing yards and six points ... Started and played every defensive snap in Super Bowl LVI against the L.A. Rams, and had five tackles and a PD.

College: Spent three seasons (2013-15) at Ohio State, with a redshirt year in '13 ... Played in 28 career games (27 starts) in two seasons of action, and totaled 86 tackles, four INTs and 18 PDs ... Played in 15 games (14 starts) as a redshirt freshman on Ohio State's 2014 national championship team.

High school/personal: Hometown is Voorhees, N.J. (outside Philadelphia) ... Attended Eastern Regional High School in Voorhees ... Considered one of the top recruits in nation, regardless of position, and played in the 2013 Army All-American Game ... Sports industry major at Ohio State.


ELI APPLE'S STATISTICS

			DEFENSE							INTERCEPTIONS					SCORING							
YEAR	TEAM	G-S	ST	AT	TT	SKS-YDS	PD	FF	FR-YDS	NO	YDS	AVG	LG	TD	TD	TD-IntRt	TD-FRRt	S	PTS			
2016	N.Y. Giants	14-11	41	8	49	0-0	7	1	1-0	1	0	0.0	0	0	—	—	—	—	—			
2017	N.Y. Giants	11-7	41	8	49	0-0	8	0	2-0	0	0	—	—	0	—	—	—	—	—			
2018	N.Y. Giants	5-5	20	2	22	0-0	5	1	1-0	0	0	—	—	0	—	—	—	—	—			
	New Orleans	10-10	42	10	52	0-0	9	0	1-2	2	29	14.5	29	0	—	—	—	—	—			
2019	New Orleans	15-15	53	5	58	0-0	4	1	0-0	0	0	—	—	0	—	—	—	—	—			
2020	Carolina	2-0	3	1	4	0-0	0	0	0-0	0	0	—	—	0	—	—	—	—	—			
2021	Cincinnati	16-15	38	11	49	0-0	10	0	0-0	2	50	25.0	50	0	—	—	—	—	—			
NYG TOTALS		30-23	102	18	120	0-0	20	2	4-0	1	0	0.0	0	0	—	—	—	—	—			
N.O. TOTALS		25-25	95	15	110	0-0	13	1	1-2	2	29	14.5	29	0	—	—	—	—	—			
CAR. TOTALS		2-0	3	1	4	0-0	0	0	0-0	0	0	—	—	0	—	—	—	—	—			
CIN. TOTALS		16-15	38	11	49	0-0	10	0	0-0	2	50	25.0	50	0	—	—	—	—	—			
CAREER		73-63	238	45	283	0-0	43	3	5-2	5	79	15.8	50	0	—	—	—	—	—			
		SPECIAL TEAMS								KICKOFF RETURNS					PUNT RETURNS							
YEAR	TEAM		ST	AT	TT	FF	FR-YDS	BP	BFG	BXP	NO	YDS	AVG	FC	LG	TD	NO	YDS	AVG	FC	LG	TD
2016	N.Y. Giants		0	2	2	0	0-0	0	0	0	—	—	—	—	—	—	—	—	—	—	—	—
2018	N.Y. Giants		0	1	1	0	0-0	0	0	0	—	—	—	—	—	—	—	—	—	—	—	—
	New Orleans		0	0	0	0	0-0	0	0	0	—	—	—	—	—	—	—	—	—	—	—	—
NYG TOTALS			0	3	3	0	0-0	0	0	0	—	—	—	—	—	—	—	—	—	—	—	—
N.O. TOTALS			0	0	0	0	0-0	0	0	0	—	—	—	—	—	—	—	—	—	—	—	—
CAREER			0	3	3	0	0-0	0	0	0	—	—	—	—	—	—	—	—	—	—	—	—

POSTSEASON																			
			DEFENSE							INTERCEPTIONS					SCORING				
YEAR	TEAM	G-S	ST	AT	TT	SKS-YDS	PD	FF	FR-YDS	NO	YDS	AVG	LG	TD	TD	TD-IntRt	TD-FRRt	S	PTS
2016	N.Y. Giants	1-1	4	0	4	0-0	1	0	0-0	—	—	—	—	—	—	—	—	—	—
2018	New Orleans	2-2	7	1	8	0-0	1	0	0-0	—	—	—	—	—	—	—	—	—	—
2019	New Orleans	0-0	DID NOT PLAY*							DID NOT PLAY*					DID NOT PLAY*				
2021	Cincinnati	4-4	15	6	21	0-0	3	0	0-0	—	—	—	—	—	—	—	—	—	—
NYG TOTALS		1-1	4	0	4	0-0	1	0	0-0	—	—	—	—	—	—	—	—	—	—
N.O. TOTALS		2-2	7	1	8	0-0	1	0	0-0	—	—	—	—	—	—	—	—	—	—
CIN. TOTALS		4-4	15	6	21	0-0	3	0	0-0	—	—	—	—	—	—	—	—	—	—
CAREER		7-7	26	7	33	0-0	5	0	0-0	—	—	—	—	—	—	—	—	—	—

* NOTE: Apple was inactive for one postseason game with New Orleans in 2019.

2021 REGULAR-SEASON GAME-BY-GAME																	
		DEFENSE								INTERCEPTIONS							
DATE	OPPONENT	ST	AT	TT	SKS-YDS	INT-YDS	PD	FF	FR-YDS	NO	YDS	AVG	LG	TD			
9-12	MINNESOTA	6	0	6	0-0	0-0	0	0	0-0	0	0	—	—	0			
9-19	at Chicago	2	1	3	0-0	0-0	1	0	0-0	0	0	—	—	0			
9-26	at Pittsburgh	4	4	8	0-0	0-0	1	0	0-0	0	0	—	—	0			
9-30	JACKSONVILLE	3	0	3	0-0	0-0	1	0	0-0	0	0	—	—	0			
10-10	GREEN BAY	1	0	1	0-0	0-0	0	0	0-0	0	0	—	—	0			
10-17	at Detroit	1	0	1	0-0	0-0	0	0	0-0	0	0	—	—	0			
10-24	at Baltimore	1	0	1	0-0	0-0	0	0	0-0	0	0	—	—	0			
10-31	at N.Y. Jets	3	1	4	0-0	0-0	0	0	0-0	0	0	—	—	0			
11-7	CLEVELAND	3	0	3	0-0	0-0	0	0	0-0	0	0	—	—	0			
11-14	— BYE —																
11-21	at Las Vegas	3	0	3	0-0	1-0	1	0	0-0	1	0	0.0	0	0			
11-28	PITTSBURGH	2	0	2	0-0	1-50	1	0	0-0	1	50	50.0	50	0			
12-5	L.A. CHARGERS	1	1	2	0-0	0-0	1	0	0-0	0	0	—	—	0			
12-12	SAN FRANCISCO	2	1	3	0-0	0-0	1	0	0-0	0	0	—	—	0			
12-19	at Denver	1	0	1	0-0	0-0	2	0	0-0	0	0	—	—	0			
12-26	BALTIMORE	2	3	5	0-0	0-0	0	0	0-0	0	0	—	—	0			
1-2	KANSAS CITY	3	0	3	0-0	0-0	1	0	0-0	0	0	—	—	0			
1-9	at Cleveland	DID NOT PLAY								DID NOT PLAY							
TOTALS		38	11	49	0-0	2-50	10	0	0-0	2	50	25.0	50	0			



AWUZIE, CHIDOBE

CB #22**Height:** 6-0**Weight:** 202**College:** Colorado**Experience:** 6th-year player in 2022**2021 games-starts:** 14-14**Career games-starts:** 63-56**Born:** 5-24-95**Hometown:** San Jose, Calif.**Acquired:** UFA(Dall.)'21

One of the headliners of Cincinnati's 2021 free agency class, Awuzie proved to be among the Bengals' top defenders during their run to Super Bowl LVI ... Played and started 14 regular-season games in 2021, despite battling groin and foot injuries and spending time on Reserve/COVID-19 ... Recorded two INTs and a team-high 14 PDs during the regular season ... Started all four postseason games for Cincinnati, and had an INT on the Rams' first play of the second half in Super Bowl LVI ... Originally a second-round pick of Dallas in 2017 and spent his first four NFL seasons with Cowboys ... Reserve CB as a rookie, before moving into starting role his final three seasons in Dallas ... Limited by injuries and COVID-19 to eight games for Dallas in 2020.

Career transactions: Selected by Dallas in second round of 2017 NFL Draft (60th overall) ... Signed with Cowboys on 5-12-17 ... Cowboys contract expired on 3-17-21; became unrestricted free agent ... Signed with Cincinnati as unrestricted free agent on 3-19-21.

Pro career: **2017**—Played in 10 games (six starts) as a rookie for Dallas ... Missed six games with a hamstring injury ... Totaled 25 tackles, seven PDs, an INT and a FF ... Took over as starter the final four games ... Made his first career start as an injury replacement on Sept. 17 at Denver, but injured his hamstring early and missed the remainder of the game ... Notched first career INT off of Nick Foles in Cowboys' shutout win over eventual Super Bowl Champion Philadelphia in season finale. **2018**—Played in 15 games (14 starts) for Dallas ... Totaled 71 tackles, 11 PDs, an INT and a FF ... Played in both of Cowboys' playoff games, and totaled 12 tackles and two PDs. **2019**—Started all 16 games for Dallas ... Posted 79 tackles, 14 PDs, an INT and a FR. **2020**—Played in eight games (six starts) for Dallas ... Recorded 38 tackles, five PDs and an INT ... Spent seven games (Games 3-9) on Reserve/Injured (hamstring), and one game (Game 13 at Cincinnati) on Reserve/COVID-19 list ... Picked off a

Jared Goff pass in season-opener at the L.A. Rams, setting up a Dallas FG. **2021**—In first season with Bengals, played and started 14 regular-season games and all four postseason games, helping Cincinnati to a berth in Super Bowl LVI ... Inactive for Game 4 vs. Jacksonville (groin), Game 14 at Denver (Reserve/COVID-19) and Game 17 at Cleveland (rest), and also late in the season battled a foot injury that he suffered in Game 13 vs. San Francisco ... Recorded first INT as a Bengal on Oct. 10 vs. Green Bay, when he picked off a deep pass from 2021 NFL MVP Aaron Rodgers in the first quarter; It was one of Rodgers' league-low four INTs all season ... Intercepted a deep ball from Justin Herbert late in the second quarter on Dec. 5 vs. the L.A. Chargers ... Part of Bengals pass defense that in two wins over Kansas City (Week 17 on Jan. 2, and AFC Championship on Jan. 30) held the Chiefs' high-powered offense in the second halves and one overtime (AFC Championship) to a combined 66 passing yards and six points ... Played all but two defensive snaps in Super Bowl LVI, and on the Rams' first offensive play of the second half picked off a pass from QB Matthew Stafford in Rams territory to set up a Bengals FG drive.

College: Played four seasons (2013-16) at the University of Colorado ... Played in 47 career games (41 starts), and totaled 35 career pass breakups, three INTs, five FFs and three FRs.

High school/personal: Hometown is San Jose, Calif. ... Attended Oak Grove High School in San Jose, where he played RB and posted six 100-yard games and two 200-yard games as a senior ... Also participated in basketball and track ... Career-bests of 21.7 seconds in the 200-meter dash and 22-1 in the long jump ... Graduated from Colorado in Dec. 2016 with degree in business management — completed that degree in 3.5 years ... First name is pronounced "CHIH-doe-bay" and last name is pronounced "ah-WOOZ-yeh."

CHIDOBE AWUZIE'S STATISTICS

			DEFENSE							INTERCEPTIONS					SCORING				
YEAR	TEAM	G-S	ST	AT	TT	SKS-YDS	PD	FF	FR-YDS	NO	YDS	AVG	LG	TD	TD	TD-IntRt	TD-FRRt	S	PTS
2017	Dallas	10-6	14	11	25	0-0	7	1	0-0	1	0	0.0	0	0	—	—	—	—	—
2018	Dallas	15-14	57	14	71	0-0	11	1	0-0	1	0	0.0	0	0	—	—	—	—	—
2019	Dallas	16-16	48	31	79	0-0	14	0	1-0	1	0	0.0	0	0	—	—	—	—	—
2020	Dallas	8-6	29	9	38	0-0	5	0	1-0	1	0	0.0	0	0	—	—	—	—	—
2021	Cincinnati	14-14	53	11	64	0-0	14	0	0-0	2	42	21.0	42	0	—	—	—	—	—
DALL. TOTALS		49-42	148	65	213	0-0	37	2	2-0	4	0	0.0	0	0	—	—	—	—	—
CIN. TOTALS		14-14	53	11	64	0-0	14	0	0-0	2	42	21.0	42	0	—	—	—	—	—
CAREER		63-56	201	76	277	0-0	51	2	2-0	6	42	7.0	42	0	—	—	—	—	—

POSTSEASON

			DEFENSE							INTERCEPTIONS					SCORING				
YEAR	TEAM	G-S	ST	AT	TT	SKS-YDS	PD	FF	FR-YDS	NO	YDS	AVG	LG	TD	TD	TD-IntRt	TD-FRRt	S	PTS
2018	Dallas	2-2	11	1	12	0-0	2	0	0-0	0	0	—	—	0	—	—	—	—	—
2021	Cincinnati	4-4	16	8	24	0-0	1	0	0-0	1	1	1.0	1	0	—	—	—	—	—
CAREER		6-6	27	9	36	0-0	3	0	0-0	1	1	1.0	1	0	—	—	—	—	—

2021 REGULAR-SEASON GAME-BY-GAME

DATE	OPPONENT	DEFENSE								INTERCEPTIONS				
		ST	AT	TT	SKS-YDS	INT-YDS	PD	FF	FR-YDS	NO	YDS	AVG	LG	TD
9-12	MINNESOTA	4	2	6	0-0	0-0	2	0	0-0	0	0	—	—	0
9-19	at Chicago	2	0	2	0-0	0-0	1	0	0-0	0	0	—	—	0
9-26	at Pittsburgh	1	0	1	0-0	0-0	0	0	0-0	0	0	—	—	0
9-30	JACKSONVILLE	INACTIVE								INACTIVE				
10-10	GREEN BAY	5	1	6	0-0	1-42	2	0	0-0	1	42	42.0	42	0
10-17	at Detroit	5	0	5	0-0	0-0	1	0	0-0	0	0	—	—	0
10-24	at Baltimore	4	1	5	0-0	0-0	1	0	0-0	0	0	—	—	0
10-31	at N.Y. Jets	7	0	7	0-0	0-0	1	0	0-0	0	0	—	—	0
11-7	CLEVELAND	1	0	1	0-0	0-0	0	0	0-0	0	0	—	—	0
11-14	— BYE —													
11-21	at Las Vegas	4	0	4	0-0	0-0	0	0	0-0	0	0	—	—	0
11-28	PITTSBURGH	1	0	1	0-0	0-0	0	0	0-0	0	0	—	—	0
12-5	L.A. CHARGERS	3	0	3	0-0	1-0	2	0	0-0	1	0	0.0	0	0
12-12	SAN FRANCISCO	4	2	6	0-0	0-0	2	0	0-0	0	0	—	—	0
12-19	at Denver	RESERVE / COVID-19								RESERVE / COVID-19				
12-26	BALTIMORE	2	5	7	0-0	0-0	2	0	0-0	0	0	—	—	0
1-2	KANSAS CITY	10	0	10	0-0	0-0	0	0	0-0	0	0	—	—	0
1-9	at Cleveland	DID NOT PLAY								DID NOT PLAY				
TOTALS		53	11	64	0-0	2-42	14	0	0-0	2	42	21.0	42	0



BACHIE, JOE

LB #49

Height: 6-2
Weight: 235
College: Michigan State
Experience: 3rd-year player in 2022

2021 games-starts: 9-2
Career games-starts: 13-2
Born: 2-26-98
Hometown: Brook Park, Ohio
Acquired: W(Phil.)'21

Bachie joined Cincinnati on waivers from Philadelphia in May 2021, and went on to play in nine games (two starts) before suffering a season-ending left knee injury in Game 14 at Denver ... He began the 2021 season on Cincinnati's practice squad before being called up to the roster and starting two games as an injury replacement ... Third-year player out of Michigan State who originally was a college free agent signee of New Orleans in 2020 ... Was on Saints' practice squad for most of rookie season, then was signed to Philadelphia's active roster in December and played in Eagles' final four games ... Played four seasons (2016-19) at Michigan State, and was a three-year starter at middle linebacker.

Career transactions: Signed with New Orleans as college free agent on 4-30-20 ... Waived by Saints on 9-5-20 ... Signed to Saints practice squad on 9-6-20 ... Signed with Philadelphia on 12-7-20 ... Waived by Eagles on 5-25-21 ... Acquired on waivers by Cincinnati on 5-25-21 ... Waived by Bengals on 8-31-21 ... Signed to Bengals practice squad on 9-1-21 ... Signed to Bengals roster on 10-26-21 ... Signed contract extension with Bengals on 3-11-22.

Pro career: 2020—Played in four games (all with Philadelphia) as a rookie, and recorded two tackles ... Spent training camp with New Orleans, then spent first 13 weeks of the season on Saints' practice squad ... Signed off of New Orleans' practice squad by Philadelphia, and went on to play in each of the Eagles' final four games. **2021**—Waived by Philadelphia in May and claimed by

Cincinnati, where he went on to play in nine games (two starts) before suffering a season-ending left knee injury in Game 14 ... Totaled 28 tackles and a PD on defense, and two tackles on special teams ... Began season on Cincinnati's practice squad, and played in Games 6-7 as an elevated player before being signed to the active roster prior to Game 8 ... Made first career start on Dec. 12 vs. San Francisco, filling in for injured Logan Wilson, and had four tackles ... Started in Wilson's absence again the next week, Dec. 19 at Denver, and had six tackles before leaving the game in the third quarter with season-ending left knee injury ... Placed on Reserve/Injured two days later ... Did not play in Bengals' postseason run to Super Bowl LVI.

College: Spent four seasons (2016-19) at Michigan State ... Played in 40 career games (34 starts), and totaled 285 tackles, eight sacks, five INTs, 11 PDs, five FFs and two FRs ... Two-time team captain, and three-year starter at middle linebacker.

High school/personal: Hometown is Brook Park, Ohio (outside Cleveland) ... Attended Berea High School, where he played RB and LB ... Posted 14 rushing TDs as a senior in 2015, while also leading the team in tackles (89) ... Earned first-team All-Ohio honors for Division I (AP) as a senior ... Also played basketball and baseball, and earned all-conference honors in both sports as a junior ... Graduated from MSU with degree in interdisciplinary studies in social science ... Last name is pronounced "BAH-chee."

JOE BACHIE'S STATISTICS

			DEFENSE							INTERCEPTIONS					SCORING							
YEAR	TEAM	G-S	ST	AT	TT	SKS-YDS	PD	FF	FR-YDS	NO	YDS	AVG	LG	TD	TD	TD-IntRt	TD-FRRt	S	PTS			
2020	New Orleans	0-0	DID NOT PLAY*							DID NOT PLAY*					DID NOT PLAY*							
	Philadelphia	4-0	1	1	2	0-0	0	0	0-0	—	—	—	—	—	—	—	—	—	—			
2021	Cincinnati	9-2	17	11	28	0-0	1	0	0-0	—	—	—	—	—	—	—	—	—	—			
N.O. TOTALS		0-0	0	0	0	0-0	0	0	0-0	—	—	—	—	—	—	—	—	—	—			
PHIL. TOTALS		4-0	1	1	2	0-0	0	0	0-0	—	—	—	—	—	—	—	—	—	—			
CIN. TOTALS		9-2	17	11	28	0-0	1	0	0-0	—	—	—	—	—	—	—	—	—	—			
CAREER		13-2	18	12	30	0-0	1	0	0-0	—	—	—	—	—	—	—	—	—	—			
			SPECIAL TEAMS							KICKOFF RETURNS					PUNT RETURNS							
YEAR	TEAM		ST	AT	TT	FF	FR-YDS	BP	BFG	BXP	NO	YDS	AVG	FC	LG	TD	NO	YDS	AVG	FC	LG	TD
2021	Cincinnati		1	1	2	0	0-0	0	0	0	—	—	—	—	—	—	—	—	—	—	—	—
CAREER			1	1	2	0	0-0	0	0	0	—	—	—	—	—	—	—	—	—	—	—	—

POSTSEASON

			DEFENSE							INTERCEPTIONS					SCORING				
YEAR	TEAM	G-S	ST	AT	TT	SKS-YDS	PD	FF	FR-YDS	NO	YDS	AVG	LG	TD	TD	TD-IntRt	TD-FRRt	S	PTS
2021	Cincinnati	0-0				DID NOT PLAY*													
CAREER		0-0	0	0	0	0-0	0	0	0-0	—	—	—	—	—	—	—	—	—	—

* NOTE: Bachie was on the practice squad for 12 regular-season games with New Orleans in 2020. In 2021 with Cincinnati, he was on the Reserve/Injured list for three postseason games and the Reserve/COVID-19 list for one postseason game.

2021 REGULAR-SEASON GAME-BY-GAME

		DEFENSE								INTERCEPTIONS					
DATE	OPPONENT	ST	AT	TT	SKS-YDS	INT-YDS	PD	FF	FR-YDS	NO	YDS	AVG	LG	TD	
9-12	MINNESOTA				PRACTICE SQUAD						PRACTICE SQUAD				
9-19	at Chicago				PRACTICE SQUAD						PRACTICE SQUAD				
9-26	at Pittsburgh				PRACTICE SQUAD						PRACTICE SQUAD				
9-30	JACKSONVILLE				PRACTICE SQUAD						PRACTICE SQUAD				
10-10	GREEN BAY				PRACTICE SQUAD						PRACTICE SQUAD				
10-17	at Detroit	2	2	4	0-0	0-0	1	0	0-0	—	—	—	—	—	
10-24	at Baltimore	0	3	3	0-0	0-0	0	0	0-0	—	—	—	—	—	
10-31	at N.Y. Jets	0	0	0	0-0	0-0	0	0	0-0	—	—	—	—	—	
11-7	CLEVELAND	0	0	0	0-0	0-0	0	0	0-0	—	—	—	—	—	
11-14	— BYE —														
11-21	at Las Vegas	0	0	0	0-0	0-0	0	0	0-0	—	—	—	—	—	
11-28	PITTSBURGH	1	1	2	0-0	0-0	0	0	0-0	—	—	—	—	—	
12-5	L.A. CHARGERS	6	3	9	0-0	0-0	0	0	0-0	—	—	—	—	—	
12-12	SAN FRANCISCO	3	1	4	0-0	0-0	0	0	0-0	—	—	—	—	—	
12-19	at Denver	5	1	6	0-0	0-0	0	0	0-0	—	—	—	—	—	
12-26	BALTIMORE				RESERVE / INJURED						RESERVE / INJURED				
1-2	KANSAS CITY				RESERVE / INJURED						RESERVE / INJURED				
1-9	at Cleveland				RESERVE / INJURED						RESERVE / INJURED				
TOTALS		17	11	28	0-0	0-0	1	0	0-0	—	—	—	—	—	

		SPECIAL TEAMS								KICKOFF RETURNS						PUNT RETURNS					
DATE	OPPONENT	ST	AT	TT	FF	FR-YDS	BP	BFG	BXP	NO	YDS	AVG	FC	LG	TD	NO	YDS	AVG	FC	LG	TD
9-12	MINNESOTA				PRACTICE SQUAD						PRACTICE SQUAD						PRACTICE SQUAD				
9-19	at Chicago				PRACTICE SQUAD						PRACTICE SQUAD						PRACTICE SQUAD				
9-26	at Pittsburgh				PRACTICE SQUAD						PRACTICE SQUAD						PRACTICE SQUAD				
9-30	JACKSONVILLE				PRACTICE SQUAD						PRACTICE SQUAD						PRACTICE SQUAD				
10-10	GREEN BAY				PRACTICE SQUAD						PRACTICE SQUAD						PRACTICE SQUAD				
10-17	at Detroit	1	0	1	0	0-0	0	0	0	—	—	—	—	—	—	—	—	—	—	—	—
10-24	at Baltimore	0	0	0	0	0-0	0	0	0	—	—	—	—	—	—	—	—	—	—	—	—
10-31	at N.Y. Jets	0	1	1	0	0-0	0	0	0	—	—	—	—	—	—	—	—	—	—	—	—
11-7	CLEVELAND	0	0	0	0	0-0	0	0	0	—	—	—	—	—	—	—	—	—	—	—	—
11-14	— BYE —																				
11-21	at Las Vegas	0	0	0	0	0-0	0	0	0	—	—	—	—	—	—	—	—	—	—	—	—
11-28	PITTSBURGH	0	0	0	0	0-0	0	0	0	—	—	—	—	—	—	—	—	—	—	—	—
12-5	L.A. CHARGERS	0	0	0	0	0-0	0	0	0	—	—	—	—	—	—	—	—	—	—	—	—
12-12	SAN FRANCISCO	0	0	0	0	0-0	0	0	0	—	—	—	—	—	—	—	—	—	—	—	—
12-19	at Denver	0	0	0	0	0-0	0	0	0	—	—	—	—	—	—	—	—	—	—	—	—
12-26	BALTIMORE				RESERVE / INJURED						RESERVE / INJURED						RESERVE / INJURED				
1-2	KANSAS CITY				RESERVE / INJURED						RESERVE / INJURED						RESERVE / INJURED				
1-9	at Cleveland				RESERVE / INJURED						RESERVE / INJURED						RESERVE / INJURED				
TOTALS		1	1	2	0	0-0	0	0	0	—	—	—	—	—	—	—	—	—	—	—	—



BAILEY, MARKUS

LB #51

Height: 6-0
Weight: 235
College: Purdue
Experience: 3rd-year player in 2022

2021 games-starts: 16-3
Career games-starts: 27-3
Born: 3-7-97
Hometown: Columbus, Ohio
Acquired: D7'20

A 2020 seventh-round Bengals draft pick, Bailey has grown into a key reserve role on defense and valuable contributor on special teams ... Saw action on 24.3 percent of defensive snaps in the 16 regular-season games in which he played (three starts) in 2021 ... Recorded 37 tackles, a half sack and three PDs during the 2021 regular season ... Played in all four of Cincinnati's postseason games in 2021, including Super Bowl LVI ... Suffered knee injury his final year at Purdue, so the Bengals brought him along slowly as a rookie in 2020, but he wound up playing in each of the last 10 games and seeing time on both defense and special teams ... Native of Hilliard, Ohio (outside Columbus), and spent five seasons (2015-20) at Purdue.

Career transactions: Selected by Cincinnati in seventh round of 2020 NFL Draft (215th overall) ... Signed with Bengals on 7-21-20.

Pro career: 2020—Played in 11 games for Bengals as rookie; saw 44 snaps on defense and 134 on special teams ... Had PD on defense and one tackle on special teams ... Inactive for five of first six contests (Games 1-3 and 5-6), before playing in final 10 ... Made NFL debut on Oct. 4 vs. Jacksonville (no stats) ... Had one PD (Dec. 27 at Houston) and one special teams tackle (Nov. 1 vs. Tennessee). **2021**—Played in 16 regular-season games (three starts) and all four postseason games in Cincinnati's run to Super Bowl LVI ... Totaled 37 tackles, a half sack and three PDs on defense during the regular season, along with one tackle on special teams ... Got into the sack column for first time in career on Dec. 19 at Denver, when he and LB Germaine Pratt shared a sack of Teddy Bridgewater ... Made first career start on Dec. 26 vs. Baltimore, in place of

injured starter Logan Wilson, and led the Bengals in tackles (eight) ... Started season finale at Cleveland and tied for team lead in tackles (11), while also recording a PD ... In fourth quarter of Divisional Playoff at Tennessee, and with the score tied at 16, he teamed with LB Logan Wilson to tackle Titans RB Derrick Henry for a two-yard loss on fourth-and-one at the Bengals' 35-yard line ... Played in Super Bowl LVI vs. the L.A. Rams and had one tackle on special teams.

College: Spent five seasons (2015-20) at Purdue, and saw action in 43 career games ... Totaled 327 career tackles, including 28 for losses and 13.5 sacks, and added 13 PDs, six INTs (one pick-six), two FFs and a FR ... Multiple knee injuries limited him to just three healthy seasons (2016-18), but he played in all 38 possible games during that span ... As a junior in 2018, was Named Big Ten Defensive Player of the Week for 15-tackle performance (career-high) in upset win over No. 2 Ohio State, which also included a 41-yard pick-six in the fourth quarter to seal the victory ... A decorated student athlete, he earned Academic All-Big Ten honors in each of his three injury-free seasons and was a semifinalist for the Campbell Trophy (nation's top football scholar athlete) in his injury-shortened senior season ... Was team co-captain as a senior.

High school/personal: Hometown is Hilliard, Ohio (outside Columbus) ... Attended Hilliard Davidson High School, where as a senior he recorded 100 tackles, three INTs and three FFs ... Graduated from Purdue in December 2018 with bachelor's degree in movement and sport sciences, and earned master's degree in leadership from Purdue in May 2020.

MARKUS BAILEY'S STATISTICS

			DEFENSE							INTERCEPTIONS						SCORING				
YEAR	TEAM	G-S	ST	AT	TT	SKS-YDS	PD	FF	FR-YDS	NO	YDS	AVG	LG	TD		TD	TD-IntRt	TD-FRRt	S	PTS
2020	Cincinnati	11-0	0	0	0	0-0	1	0	0-0	—	—	—	—	—	—	—	—	—	—	—
2021	Cincinnati	16-3	20	17	37	0.5-4	3	0	0-0	—	—	—	—	—	—	—	—	—	—	—
CAREER		27-3	20	17	37	0.5-4	4	0	0-0	—	—	—	—	—	—	—	—	—	—	—

		SPECIAL TEAMS									KICKOFF RETURNS						PUNT RETURNS					
YEAR	TEAM	ST	AT	TT	FF	FR-YDS	BP	BFG	BXP	NO	YDS	AVG	FC	LG	TD	NO	YDS	AVG	FC	LG	TD	
2020	Cincinnati	1	0	1	0	0-0	0	0	0	—	—	—	—	—	—	—	—	—	—	—	—	
2021	Cincinnati	1	0	1	0	0-0	0	0	0	—	—	—	—	—	—	—	—	—	—	—	—	
CAREER		2	0	2	0	0-0	0	0	0	—	—	—	—	—	—	—	—	—	—	—	—	

POSTSEASON

			DEFENSE							INTERCEPTIONS						SCORING				
YEAR	TEAM	G-S	ST	AT	TT	SKS-YDS	PD	FF	FR-YDS	NO	YDS	AVG	LG	TD		TD	TD-IntRt	TD-FRRt	S	PTS
2021	Cincinnati	4-0	1	2	3	0-0	0	0	0-0	—	—	—	—	—	—	—	—	—	—	—
CAREER		4-0	1	2	3	0-0	0	0	0-0	—	—	—	—	—	—	—	—	—	—	—

		SPECIAL TEAMS									KICKOFF RETURNS							PUNT RETURNS						
YEAR	TEAM	ST	AT	TT	FF	FR-YDS	BP	BFG	BXP	NO	YDS	AVG	FC	LG	TD	NO	YDS	AVG	FC	LG	TD			
2021	Cincinnati	3	0	3	0	0-0	0	0	0	—	—	—	—	—	—	—	—	—	—	—	—			
CAREER		3	0	3	0	0-0	0	0	0	—	—	—	—	—	—	—	—	—	—	—	—			

2021 REGULAR-SEASON GAME-BY-GAME

DATE	OPPONENT	DEFENSE								INTERCEPTIONS				
		ST	AT	TT	SKS-YDS	INT-YDS	PD	FF	FR-YDS	NO	YDS	AVG	LG	TD
9-12	MINNESOTA	0	0	0	0-0	0-0	0	0	0-0	—	—	—	—	—
9-19	at Chicago	0	0	0	0-0	0-0	0	0	0-0	—	—	—	—	—
9-26	at Pittsburgh	0	0	0	0-0	0-0	0	0	0-0	—	—	—	—	—
9-30	JACKSONVILLE	0	0	0	0-0	0-0	0	0	0-0	—	—	—	—	—
10-10	GREEN BAY	0	0	0	0-0	0-0	0	0	0-0	—	—	—	—	—
10-17	at Detroit	1	0	1	0-0	0-0	0	0	0-0	—	—	—	—	—
10-24	at Baltimore	1	1	2	0-0	0-0	0	0	0-0	—	—	—	—	—
10-31	at N.Y. Jets	0	0	0	0-0	0-0	0	0	0-0	—	—	—	—	—
11-7	CLEVELAND	0	0	0	0-0	0-0	1	0	0-0	—	—	—	—	—
11-14	— BYE —													
11-21	at Las Vegas	1	0	1	0-0	0-0	0	0	0-0	—	—	—	—	—
11-28	PITTSBURGH	3	2	5	0-0	0-0	0	0	0-0	—	—	—	—	—
12-5	L.A. CHARGERS	0	0	0	0-0	0-0	0	0	0-0	—	—	—	—	—
12-12	SAN FRANCISCO				INACTIVE					INACTIVE				
12-19	at Denver	1	4	5	0.5-4	0-0	1	0	0-0	—	—	—	—	—
12-26	BALTIMORE	4	4	8	0-0	0-0	0	0	0-0	—	—	—	—	—
1-2	KANSAS CITY	2	2	4	0-0	0-0	0	0	0-0	—	—	—	—	—
1-9	at Cleveland	7	4	11	0-0	0-0	1	0	0-0	—	—	—	—	—
TOTALS		20	17	37	0.5-4	0-0	3	0	0-0	—	—	—	—	—

DATE	OPPONENT	SPECIAL TEAMS								KICKOFF RETURNS						PUNT RETURNS					
		ST	AT	TT	FF	FR-YDS	BP	BFG	BXP	NO	YDS	AVG	FC	LG	TD	NO	YDS	AVG	FC	LG	TD
9-12	MINNESOTA	0	0	0	0	0-0	0	0	0	—	—	—	—	—	—	—	—	—	—	—	—
9-19	at Chicago	0	0	0	0	0-0	0	0	0	—	—	—	—	—	—	—	—	—	—	—	—
9-26	at Pittsburgh	0	0	0	0	0-0	0	0	0	—	—	—	—	—	—	—	—	—	—	—	—
9-30	JACKSONVILLE	0	0	0	0	0-0	0	0	0	—	—	—	—	—	—	—	—	—	—	—	—
10-10	GREEN BAY	0	0	0	0	0-0	0	0	0	—	—	—	—	—	—	—	—	—	—	—	—
10-17	at Detroit	0	0	0	0	0-0	0	0	0	—	—	—	—	—	—	—	—	—	—	—	—
10-24	at Baltimore	0	0	0	0	0-0	0	0	0	—	—	—	—	—	—	—	—	—	—	—	—
10-31	at N.Y. Jets	1	0	1	0	0-0	0	0	0	—	—	—	—	—	—	—	—	—	—	—	—
11-7	CLEVELAND	0	0	0	0	0-0	0	0	0	—	—	—	—	—	—	—	—	—	—	—	—
11-14	— BYE —																				
11-21	at Las Vegas	0	0	0	0	0-0	0	0	0	—	—	—	—	—	—	—	—	—	—	—	—
11-28	PITTSBURGH	0	0	0	0	0-0	0	0	0	—	—	—	—	—	—	—	—	—	—	—	—
12-5	L.A. CHARGERS	0	0	0	0	0-0	0	0	0	—	—	—	—	—	—	—	—	—	—	—	—
12-12	SAN FRANCISCO					INACTIVE					INACTIVE					INACTIVE					
12-19	at Denver	0	0	0	0	0-0	0	0	0	—	—	—	—	—	—	—	—	—	—	—	—
12-26	BALTIMORE	0	0	0	0	0-0	0	0	0	—	—	—	—	—	—	—	—	—	—	—	—
1-2	KANSAS CITY	0	0	0	0	0-0	0	0	0	—	—	—	—	—	—	—	—	—	—	—	—
1-9	at Cleveland	0	0	0	0	0-0	0	0	0	—	—	—	—	—	—	—	—	—	—	—	—
TOTALS		1	0	1	0	0-0	0	0	0	—	—	—	—	—	—	—	—	—	—	—	—



BATES, JESSIE, III

S #30**Height:** 6-1**Weight:** 200**College:** Wake Forest**Experience:** 5th-year player in 2022**2021 games-starts:** 15-15**Career games-starts:** 63-63**Born:** 2-26-97**Hometown:** Fort Wayne, Ind.**Acquired:** D2'18

Team captain and key cog in Cincinnati's secondary who made numerous important plays in the Bengals' run to Super Bowl LVI ... Widely considered one of Cincinnati's top young defenders, and in recent years has made the leap to one of the NFL's top safeties ... His six PDs and two INTs both led the NFL in postseason play in 2021, and his deflected pass that teammate Vonn Bell intercepted in the AFC Championship set up the game-winning FG drive that sent Cincinnati to Super Bowl LVI ... Tied for third on team in tackles (88) during 2021 regular season, after topping 100 tackles in each of his previous three NFL seasons ... Finished second on the team in tackles (107) in 2020, and third in '19 (100) ... Since entering the NFL as a second-round pick of the Bengals in 2018, has started 67 of 69 possible games (including playoffs) and played 95.6 percent (4449 of possible 4656) of team's total defensive snaps.

Career transactions: Selected by Cincinnati in second round of 2018 NFL Draft (54th overall) ... Signed with Bengals on 5-12-18 ... Named as Bengals' designated franchise player on 3-7-22 ... Bengals contract expired on 3-16-22 (remained under tender).

Pro career: 2018—Started all 16 games at FS as a rookie ... Elevated to No. 1 FS role in 2018 preseason after team released veteran starter George Iloka ... Played a team-high 98.7 percent of Cincinnati's defensive snaps (1114 of 1129), and was first Bengals rookie defender to start all 16 games since Takeo Spikes in 1998 ... Recorded team-high 111 tackles, and was the first Bengals rookie to lead the team in that category since Vontaze Burfict in 2012 ... Also recorded seven PDs, including three INTs (second on team) ... Selected to the All-Rookie team by the Professional Football Writers of America ... Recorded first career INT on Sept. 13 vs. Baltimore, when he picked off Ravens QB Joe Flacco in the first quarter ... On Oct. 7 vs. Miami, intercepted a pass from Dolphins QB Ryan Tannehill late in the fourth quarter to help seal a Bengals win ... Scored first career TD on Oct. 28 vs. Tampa Bay, after he intercepted Bucs QB Jameis Winston and returned it 21 yards for a score. **2019**—Started all 16 games at S, and played a team-high 99 percent of defensive snaps (1059 of 1070) ... Totaled 100 tackles (third on team), along with three INTs (second on team), nine PDs (led team), one FF and one FR ... Had 11 tackles (eight solo) in Game 2 vs. San Francisco ... Recorded his first-career FR on Sept. 30 at Pittsburgh, giving Cincinnati's offense a start in the red zone ... On Nov. 17 at Oakland, jumped a route and intercepted a QB Derek Carr pass in the third quarter to set up a Bengals FG ... On Dec. 8 at Cleveland, intercepted a Baker Mayfield pass to set up a Bengals TD drive. **2020**—Started all 16 games, and played all but nine of the Bengals' 1059 defensive snaps on the season ... Totaled 107 tackles (second on team), and led team with 15 PDs (tied for sixth in NFL) and three INTs ... Also had a FF on defense, and two tackles on special teams ... Had four games with double-digit tackles (Sept. 17 at Cleveland, Oct. 4 vs. Jacksonville, Nov. 1 vs. Tennessee and Dec. 6 at Miami) ... In the season opener on Sept. 13 vs. the L.A. Chargers, totaled five tackles, including stops

that forced a punt and FG, along with two PDs ... On Nov. 1 vs. Tennessee tallied 11 tackles (nine solo) and two PDs, including an INT of Titans QB Ryan Tannehill in the end zone to thwart a Titans scoring opportunity ... On Nov. 22 at Washington, Bates jumped in front of an Alex Smith pass for an INT (12 yard return) ... On Dec. 6 at Miami, Bates finished with a career-high 13 tackles (10 solo), and chased down Dolphins RB Myles Gaskin to force a fumble (Bengals recovered) at the Bengals' 13-yard line, just as Gaskin had broken free on a long run. **2021**—Team captain played and started 15 regular-season games and all four playoff games, including Super Bowl LVI ... Tied for third on team with 88 tackles during regular season, and added an INT (returned 65 yards) four PDs and a FR (returned 46 yards) ... Neck injury caused him to miss his first career game on Sept. 30 vs. Jacksonville (Thursday Night Football); He had started 51 straight games to begin his career, tied for the sixth-most ever by a Bengal and the second-most by a Bengals defender ... Despite missed time, he played 953 defensive snaps (third on team) during regular season, and played all but one of possible 274 snaps in postseason ... On Oct. 31 at the N.Y. Jets, intercepted a pass from QB Mike White in the first quarter and returned it 65 yards to the Bengals' one-yard line ... Recovered an Austin Eckler fumble on Dec. 5 vs. the L.A. Chargers, and returned it 46 yards to the Chargers' 19-yard line to set up a Bengals TD three plays later ... Led Bengals in both INTs (two) and PDs (six) during the postseason ... Intercepted Titans QB Ryan Tannehill on the first play from scrimmage in the Divisional Playoff at Tennessee; the pick set up a Bengals FG drive ... Part of Bengals pass defense that in two wins over Kansas City (regular-season matchup on Jan. 2, and AFC Championship on Jan. 30) held the Chiefs' high-powered offense in the second halves and one overtime (AFC Championship) to a combined 66 passing yards and six points ... In OT of the AFC Championship at Kansas City, deflected into the air a deep pass from QB Patrick Mahomes to WR Tyreek Hill, allowing S Vonn Bell to come down with the INT and giving the Bengals the ball for what became a game-winning FG drive ... Started and played every defensive snap of Super Bowl LVI, and posted six tackles and an INT; his pick of QB Matthew Stafford came on a deep ball into the end zone late in the second quarter.

College: Spent three years (2015-17) at Wake Forest, with a redshirt season in '15 ... Played in 24 games, with 21 starts, in two seasons of action ... Totaled 179 tackles, including 120 solo, with 9.5 tackles for losses, six INTs, nine pass breakups and two FFs ... Averaged 32.5 return yards on six career INTs, and his 195 total return yards were third-most in school history ... Also was a punt returner, with 26 career returns for 234 yards (9.0) and a TD.

High school/personal: Hometown is Fort Wayne, Ind. ... Attended Snider High School in Fort Wayne, where his nine INTs as a senior tied the school's record set by NFL Hall of Famer Rod Woodson ... Earned first-team all-state honors (AP) as a junior and senior ... Also played basketball (point guard) and baseball (center field) for Snider.

JESSIE BATES III'S STATISTICS

			DEFENSE							INTERCEPTIONS					SCORING							
YEAR	TEAM	G-S	ST	AT	TT	SKS-YDS	PD	FF	FR-YDS	NO	YDS	AVG	LG	TD	TD	TD-IntRt	TD-FRRt	S	PTS			
2018	Cincinnati	16-16	73	38	111	0-0	7	0	0-0	3	42	14.0	21t	1	1	1	0	0	6			
2019	Cincinnati	16-16	71	29	100	0-0	9	1	1-0	3	33	11.0	20	0	0	0	0	0	0			
2020	Cincinnati	16-16	76	31	107	0-0	15	1	0-0	3	12	4.0	12	0	0	0	0	0	0			
2021	Cincinnati	15-15	67	21	88	0-0	4	0	1-46	1	65	65.0	65	0	0	0	0	0	0			
CAREER		63-63	287	119	406	0-0	35	2	2-46	10	152	15.2	65	1	1	1	0	0	6			
			SPECIAL TEAMS							KICKOFF RETURNS					PUNT RETURNS							
YEAR	TEAM		ST	AT	TT	FF	FR-YDS	BP	BFG	BXP	NO	YDS	AVG	FC	LG	TD	NO	YDS	AVG	FC	LG	TD
2020	Cincinnati		2	0	2	0	0-0	0	0	0	—	—	—	—	—	—	—	—	—	—	—	—
CAREER			2	0	2	0	0-0	0	0	0	—	—	—	—	—	—	—	—	—	—	—	—

POSTSEASON																			
			DEFENSE							INTERCEPTIONS					SCORING				
YEAR	TEAM	G-S	ST	AT	TT	SKS-YDS	PD	FF	FR-YDS	NO	YDS	AVG	LG	TD	TD	TD-IntRt	TD-FRRt	S	PTS
2021	Cincinnati	4-4	11	9	20	0-0	6	0	0-0	2	0	0.0	0	0	—	—	—	—	
CAREER		4-4	11	9	20	0-0	6	0	0-0	2	0	0.0	0	0	—	—	—	—	—
2021 REGULAR-SEASON GAME-BY-GAME																			
		DEFENSE								INTERCEPTIONS									
DATE	OPPONENT	ST	AT	TT	SKS-YDS	INT-YDS	PD	FF	FR-YDS	NO	YDS	AVG	LG	TD					
9-12	MINNESOTA	6	3	9	0-0	0-0	0	0	0-0	0	0	—	—	0					
9-19	at Chicago	4	1	5	0-0	0-0	0	0	0-0	0	0	—	—	0					
9-26	at Pittsburgh	6	3	9	0-0	0-0	0	0	0-0	0	0	—	—	0					
9-30	JACKSONVILLE	INACTIVE								INACTIVE									
10-10	GREEN BAY	8	1	9	0-0	0-0	0	0	0-0	0	0	—	—	0					
10-17	at Detroit	3	0	3	0-0	0-0	0	0	0-0	0	0	—	—	0					
10-24	at Baltimore	4	3	7	0-0	0-0	0	0	0-0	0	0	—	—	0					
10-31	at N.Y. Jets	6	2	8	0-0	1-65	1	0	0-0	1	65	65.0	65	0					
11-7	CLEVELAND	4	1	5	0-0	0-0	0	0	0-0	0	0	—	—	0					
11-14	— BYE —																		
11-21	at Las Vegas	4	0	4	0-0	0-0	0	0	0-0	0	0	—	—	0					
11-28	PITTSBURGH	0	0	0	0-0	0-0	1	0	0-0	0	0	—	—	0					
12-5	L.A. CHARGERS	4	2	6	0-0	0-0	0	0	1-46	0	0	—	—	0					
12-12	SAN FRANCISCO	8	1	9	0-0	0-0	1	0	0-0	0	0	—	—	0					
12-19	at Denver	4	1	5	0-0	0-0	0	0	0-0	0	0	—	—	0					
12-26	BALTIMORE	4	1	5	0-0	0-0	0	0	0-0	0	0	—	—	0					
1-2	KANSAS CITY	2	2	4	0-0	0-0	1	0	0-0	0	0	—	—	0					
1-9	at Cleveland	DID NOT PLAY								DID NOT PLAY									
TOTALS		67	21	88	0-0	1-65	4	0	1-46	1	65	65.0	65	0					



BELL, VONN

S #24**Height:** 5-11**Weight:** 215**College:** Ohio State**Experience:** 7th-year player in 2022**2021 games-starts:** 16-16**Career games-starts:** 93-77**Born:** 12-12-94**Hometown:** Rossville, Ga.**Acquired:** UFA(N.O.)'20

An unrestricted free agent signee in 2020, Bell has been a captain in both of his Bengals seasons and is considered among the most reliable defenders on the team ... Led the defense in snaps — 1276, including playoffs — for AFC Champion Bengals in 2021, and has played a team-high 95 percent (2335 of 2457) of defensive snaps, including playoffs, since joining the team in 2020 ... Known for his tackling proficiency, he has ranked within the top two on his team in both total tackles and solo tackles in each of his six NFL seasons (four with N.O., two with Cin.) ... Second on team in tackles (97) in 2021, after leading the team in that category a year earlier ... Made one of the signature plays of the 2021 postseason, with an INT of Chiefs QB Patrick Mahomes in OT of the AFC Championship to set up the FG drive that sent Cincinnati to Super Bowl LVI ... Originally a second-round draft pick of New Orleans in 2016, and spent his first four NFL seasons ('16-19) with the Saints ... Played collegiately at Ohio State, where he helped team to a national championship in 2014.

Career transactions: Selected by New Orleans in second round of 2016 NFL Draft (61st overall) ... Signed with Saints on 5-11-16 ... Saints contract expired on 3-18-20; became unrestricted free agent ... Signed as unrestricted free agent with Cincinnati on 3-26-20.

Pro career: 2016—Played in all 16 games (14 starts) as a rookie for New Orleans ... Totaled 83 tackles, a sack, four PDs, two FFs and a FR ... Also had four tackles on special teams ... Made first career start on Sept. 18 at the N.Y. Giants and racked up 10 tackles ... Recorded nine tackles and a FF on Oct. 2 at San Diego ... On Nov. 6 at San Francisco, recorded six tackles, a half sack and a FR. **2017**—Played all 16 games (10 starts) for New Orleans, and totaled 78 tackles (led team), 4.5 sacks (led all NFL DBs), two PDs and two FFs ... Helped Saints rank tied for 10th in the NFL in points allowed per game (20.4) ... Also had career-high five tackles on special teams ... On Nov. 5 at Tampa Bay, posted five tackles, including a half sack, along with a PD and FF ... On Nov. 19, recorded career-high 13 tackles, including sack/fumble on Washington QB Kirk Cousins that sealed OT win ... Led team with 17 tackles in postseason play ... Had team-high nine tackles in Wild Card Playoff win vs. Carolina, and his 17-yard sack of Cam Newton on fourth-and-23 with 11 seconds left in the game sealed a win for New Orleans ... Eight tackles in Divisional Playoff at Minnesota. **2018**—Played in all 16 games (eight starts) for New Orleans ... Totaled 87 tackles (second on team), a sack, three PDs, a FF and a FR ... Helped Saints rank No. 2 in the NFL in run defense (80.2) ... On Thanksgiving night vs. Atlanta, posted seven tackles and recovered a Matt Ryan Fumble at the end of the first half that thwarted a Falcons drive that had reached the Saints' 23-yard line ... Started both of Saints' playoff games and totaled seven tackles and a PD. **2019**—Played and started 13 games for New Orleans, along with Divisional Playoff vs. Minnesota ... Inactive for the final three regular-season games due to a knee injury ... Totaled 86 tackles (second on team), including 1.5 sacks, and had one INT, five PDs, two FFs and an NFL-best five FRs (one returned for a TD) ... Helped Saints rank fourth in the NFL in run defense (91.3 yards/game) ... On Sept. 22 at Seattle, recovered a fumble by RB Chris Carson and returned it 33 yards for his first-career TD ... Had 10 tackles and a PD on Sept. 29 vs. Dallas, and recovered a Jason Witten fumble, and then later forced and recovered a fumble by Ezekiel Elliott that set up a Saints FG drive to end the half

... Recorded eight tackles and a PD on Oct. 20 at Chicago, and forced and recovered a fumble by WR Anthony Miller in the first quarter that set up a Saints TD drive ... On Nov. 17 at Tampa Bay, had a shared sack of Jameis Winston, and later intercepted Winston with nine seconds left in the first half to thwart a Bucs scoring opportunity ... After missing final three regular-season games with a knee injury, returned to start Divisional Playoff vs. Minnesota and recorded seven tackles and recovered an Adam Thielen fumble on the third play of the game that set up a Saints FG drive. **2020**—Started all 16 games in first season with Bengals, and was only player to play every possible snap on either offense or defense (1059 defensive snaps) ... Had a team-high 114 tackles, along with five PDs, three FFs and two FRs ... On Nov. 22 at Washington, tallied a season-high and game-high 14 tackles, along with one PD ... Had 10 tackles on Nov. 29 vs. the N.Y. Giants, and forced and recovered a fumble that he returned for 28 yards and set up a FG drive for Cincinnati ... On Dec. 6 at Miami, had six tackles and recovered a fumble deep in Cincinnati territory that he returned 37 yards ... Recorded seven tackles in Bengals' upset win over Pittsburgh on Dec. 21, and had signature play of the game when he laid a big hit on Steelers WR JuJu Smith-Schuster and forced a fumble, which the Bengals recovered and later converted into a TD. **2021**—Team captain played and started 16 regular-season games and all four postseason games, including Super Bowl LVI ... Led team in defensive snaps 1004 of possible 1124 during regular season, and played all but two of possible 274 snaps in postseason ... Posted 97 tackles (second on team), a half sack, an INT, eight PDs and a FR ... Tied for team lead with nine tackles on Oct. 10 vs. Green Bay, including three that went for losses ... On Oct. 31 at the N.Y. Jets, forced and recovered a fumble on WR Jamison Crowder to set up a Bengals FG drive ... Intercepted a Josh Johnson pass on Dec. 26 vs. Baltimore, thwarting a Ravens drive that had reached Cincinnati's 28-yard line ... Made one of the signature plays of the postseason in overtime of the AFC Championship at Kansas City, when he picked off a deep pass from QB Patrick Mahomes to WR Tyreek Hill and returned it seven yards, giving the Bengals the ball for what became a game-winning FG drive ... Part of Bengals pass defense that in two wins over Kansas City (regular-season matchup on Jan. 2, and AFC Championship on Jan. 30) held the Chiefs' high-powered offense in the second halves and one overtime (AFC Championship) to a combined 66 passing yards and six points ... Started Super Bowl LVI against the L.A. Rams and had seven tackles, including one for a loss.

College: Spent three years (2013-15) at Ohio State ... Posted career totals of 176 tackles, nine INTs, 24 PDs and two FRs ... First-team All-American (AP) as junior, and semifinalist for Jim Thorpe Award (nation's top DB) ... As sophomore in 2014, started 14 games and had 92 tackles (second on team) for OSU team that won national championship in first-ever College Football Playoff.

High school/personal: Hometown is Rossville, Ga. (outside Chattanooga, Tenn.) ... Attended Ridgeland High School in Rossville, where as a senior he totaled 146 tackles and three INTs on defense, and 1700 all-purpose yards and 21 TDs on offense ... Helped Ridgeland to 13-2 record and Georgia Class AAAA state runner-up finish as a senior ... Began his high school career at Central High School in Chattanooga ... His father, Vincent, played OLB at Murray State.

VONN BELL'S STATISTICS

YEAR	TEAM	G-S	DEFENSE							INTERCEPTIONS					SCORING				
			ST	AT	TT	SKS-YDS	PD	FF	FR-YDS	NO	YDS	AVG	LG	TD	TD	TD-IntRt	TD-FRRt	S	PTS
2016	New Orleans	16-14	58	25	83	1-8	4	2	1-0	0	0	—	—	0	0	0	0	0	0
2017	New Orleans	16-10	57	21	78	4.5-28.5	2	2	0-0	0	0	—	—	0	0	0	0	0	0
2018	New Orleans	16-8	61	26	87	1-9	3	1	1-0	0	0	—	—	0	0	0	0	0	0
2019	New Orleans	13-13	63	23	86	1.5-14	5	2	5-38	1	19	19.0	19	0	1	0	1	0	6
2020	Cincinnati	16-16	67	47	114	0-0	5	3	2-65	0	0	—	—	0	0	0	0	0	0
2021	Cincinnati	16-16	64	33	97	0.5-6	8	3	1-0	1	15	15.0	15	0	0	0	0	0	0
N.O. TOTALS		61-45	239	95	334	8-59.5	14	7	7-38	1	19	19.0	19	0	1	0	1	0	6
CIN. TOTALS		32-32	131	80	211	0.5-6	13	6	3-65	1	15	15.0	15	0	0	0	0	0	0
CAREER		93-77	370	175	545	8.5-65.5	27	13	10-103	2	34	17.0	19	0	1	0	1	0	6

		SPECIAL TEAMS								KICKOFF RETURNS						PUNT RETURNS					
YEAR	TEAM	ST	AT	TT	FF	FR-YDS	BP	BFG	BXP	NO	YDS	AVG	FC	LG	TD	NO	YDS	AVG	FC	LG	TD
2016	New Orleans	3	1	4	0	0-0	0	0	0	—	—	—	—	—	—	—	—	—	—	—	—
2017	New Orleans	5	0	5	0	0-0	0	0	0	—	—	—	—	—	—	—	—	—	—	—	—
2018	New Orleans	2	0	2	0	0-0	0	0	0	—	—	—	—	—	—	—	—	—	—	—	—
2019	New Orleans	3	0	3	0	0-0	0	0	0	—	—	—	—	—	—	—	—	—	—	—	—
CAREER		13	1	14	0	0-0	0	0	0	—	—	—	—	—	—	—	—	—	—	—	—

POSTSEASON

			DEFENSE							INTERCEPTIONS					SCORING				
YEAR	TEAM	G-S	ST	AT	TT	SKS-YDS	PD	FF	FR-YDS	NO	YDS	AVG	LG	TD	TD	TD-IntRt	TD-FRRt	\$	PTS
2017	New Orleans	2-2	12	5	17	1-17	0	0	0-0	0	0	—	—	0	—	—	—	—	—
2018	New Orleans	2-2	5	2	7	0-0	1	0	0-0	0	0	—	—	0	—	—	—	—	—
2019	New Orleans	1-1	4	3	7	0-0	0	0	1-6	0	0	—	—	0	—	—	—	—	—
2021	Cincinnati	4-4	17	6	23	1-7	1	0	0-0	1	5	5.0	5	0	—	—	—	—	—
N.O. TOTALS		5-5	21	10	31	1-17	1	0	1-6	0	0	—	—	0	—	—	—	—	—
CIN. TOTALS		4-4	17	6	23	1-7	1	0	0-0	1	5	5.0	5	0	—	—	—	—	—
CAREER		9-9	38	16	54	2-24	2	0	1-6	1	5	5.0	5	0	—	—	—	—	—

		SPECIAL TEAMS								KICKOFF RETURNS						PUNT RETURNS					
YEAR	TEAM	ST	AT	TT	FF	FR-YDS	BP	BFG	BXP	NO	YDS	AVG	FC	LG	TD	NO	YDS	AVG	FC	LG	TD
2018	New Orleans	1	0	1	0	0-0	0	0	0	—	—	—	—	—	—	—	—	—	—	—	—
CAREER		1	0	1	0	0-0	0	0	0	—	—	—	—	—	—	—	—	—	—	—	—

2021 REGULAR-SEASON GAME-BY-GAME

		DEFENSE									INTERCEPTIONS				
DATE	OPPONENT	ST	AT	TT	SKS-YDS	INT-YDS	PD	FF	FR-YDS	NO	YDS	AVG	LG	TD	
9-12	MINNESOTA	4	3	7	0-0	0-0	0	0	0-0	0	0	—	—	0	
9-19	at Chicago	5	1	6	0-0	0-0	1	0	0-0	0	0	—	—	0	
9-26	at Pittsburgh	3	1	4	0-0	0-0	1	1	0-0	0	0	—	—	0	
9-30	JACKSONVILLE	3	2	5	0-0	0-0	0	0	0-0	0	0	—	—	0	
10-10	GREEN BAY	8	1	9	0-0	0-0	0	0	0-0	0	0	—	—	0	
10-17	at Detroit	5	2	7	0-0	0-0	1	0	0-0	0	0	—	—	0	
10-24	at Baltimore	5	0	5	0-0	0-0	0	0	0-0	0	0	—	—	0	
10-31	at N.Y. Jets	5	4	9	0-0	0-0	0	1	1-0	0	0	—	—	0	
11-7	CLEVELAND	1	3	4	0-0	0-0	0	0	0-0	0	0	—	—	0	
11-14	— BYE —														
11-21	at Las Vegas	5	1	6	0-0	0-0	0	0	0-0	0	0	—	—	0	
11-28	PITTSBURGH	3	0	3	0-0	0-0	0	0	0-0	0	0	—	—	0	
12-5	L.A. CHARGERS	2	4	6	0.5-6	0-0	0	0	0-0	0	0	—	—	0	
12-12	SAN FRANCISCO	5	5	10	0-0	0-0	2	1	0-0	0	0	—	—	0	
12-19	at Denver	6	0	6	0-0	0-0	0	0	0-0	0	0	—	—	0	
12-26	BALTIMORE	2	3	5	0-0	1-15	2	0	0-0	1	15	15.0	15	0	
1-2	KANSAS CITY	2	3	5	0-0	0-0	1	0	0-0	0	0	—	—	0	
1-9	at Cleveland				RESERVE / COVID-19						RESERVE / COVID-19				
TOTALS		64	33	97	0.5-6	1-15	8	3	1-0	1	15	15.0	15	0	



BOYD, TYLER

WR #83**Height:** 6-2**Weight:** 203**College:** Pittsburgh**Experience:** 7th-year player in 2022**2021 games-starts:** 16-10**Career games-starts:** 87-50**Born:** 11-15-94**Hometown:** Clairton, Pa.**Acquired:** D2'16

A Bengals second-round pick in 2016, Boyd has developed into one of Cincinnati's most productive offensive weapons and is considered among the top slot receivers in football ... After leading the Bengals in receptions each year from 2018-20, he shared production with young WRs Ja'Marr Chase and Tee Higgins in 2021 and ranked third on the team in catches (67) ... Also had 828 receiving yards and five TDs ... One of just six Bengals ever to top 1000 receiving yards in consecutive seasons (1028 in 2018, 1046 in '19) ... Enters 2022 as Bengals' active leader in catches (388), receiving yards (4571) and receiving TDs (24) ... Also enters 2022 with 10 career 100-yard receiving games and five games with at least 10 catches.

Career transactions: Selected by Cincinnati in second round of 2016 NFL Draft (55th overall) ... Signed with Bengals on 5-16-16 ... Signed contract extension with Bengals on 7-23-19.

Pro career: 2016—Played all 16 games as a rookie and had 54 catches for 603 yards (11.2) and one TD ... His 22 third-down receptions outpaced Sterling Shepard of Giants (21) for most among NFL rookies ... Tied Shepard with 16 third-down catches for first downs ... In NFL debut Sept. 11 at N.Y. Jets, caught two-for-24 and also drew a 25-yard pass interference penalty against Jets ... Saw increased action Nov. 20 vs. Buffalo, following injury to A.J. Green, and led team in receptions (six) and receiving yards (54), with his first NFL TD on a one-yard catch on a third-down play. **2017**—Played 10 games with one start ... Inactive for Games 2 and 14 (coaches' decision) and Games 6-9 (knee injury) ... Finished season with 22 receptions for 225 yards and two TDs ... Limited by knee injury late in the season, but had a strong finish to the year, as 10 of his 22 receptions and 130 of his 225 receiving yards came in season's final two games ... Had season-highs in receptions (five) and receiving yards (91), as well as one TD, on Dec. 31 at Baltimore ... His TD against the Ravens was a 49-yarder on a fourth-and-12 from QB Andy Dalton with 44 seconds left that gave Bengals the lead and the eventual win; the victory vaulted Buffalo to a playoff berth, prompting Bills fans to donate more than an estimated \$100,000 to Boyd's charity of choice, the Western Pennsylvania Youth Athletic Association. **2018**—Played and started 14 games at WR ... Suffered right knee injury in Game 14 vs. Oakland, was inactive for Game 15 and placed on Reserve/Injured list prior to Game 16 ... Was Bengals' No. 1 WR in second half of season when A.J. Green missed last eight games with toe injury ... Led team in catches (76) and receiving yards (1028), and tied for lead in TDs (seven) ... Became first Bengals WR other than Green to have 1000 receiving yards in season since Chad Johnson in 2009 ... Had six catches for 132 yards and TD on Sept. 23 at Carolina ... Had team season-high 11 catches Sept. 30 at Atlanta, including two fourth-down conversions on Bengals' final drive to set up game-winning TD ... Recorded first multi-TD game of career, with two Oct. 14 vs. Pittsburgh ... Set team season-high and career high with 138 receiving yards Oct. 28 vs. Tampa Bay ... Surpassed 1000-yard receiving mark on Dec. 16 vs. Oakland, but later left the game injured. **2019**—Played in 16 games (15 starts) ... Led team and had career-highs in both receptions (90) and receiving yards (1046) ... His five TDs (all receiving) tied for the team lead with HB Joe Mixon ... Became just sixth

Bengal ever to eclipse 1000 receiving yards in back-to-back seasons ... Caught all 10 of his targeted passes for 122 receiving yards on Sept. 15 vs. San Francisco, including 47-yarder on the first play of second drive to help set up TD ... On Oct. 6 vs. Arizona, had 123 yards on 10 catches, including game-tying 42-yard TD with 2:08 left ... Had five catches for 101 yards and TD on Nov. 24 vs. Pittsburgh, and grabbed 47-yard deep pass from QB Ryan Finley to set up his own 15-yard TD grab late in second quarter ... Caught nine passes for season-high 128 yards and two TDs on Dec. 22 at Miami; both TDs came in the second half and helped Cincinnati overcome 23-point fourth-quarter deficit to force OT. **2020**—Played in 15 games (eight starts) ... Inactive for Game 15, due to concussion suffered previous game vs. Pittsburgh ... Had 841 receiving yards on team-high 79 catches, and scored four TDs ... Also rushed five times for 49 yards (9.8), and completed one of his two pass attempts (16 yards) ... On Sept. 27 at Philadelphia, caught 10 passes for season-high 125 yards ... Tied career-high with 11 catches (for 101 receiving yards) on Oct. 25 vs. Cleveland, and caught a 15-yard TD; Also completed one pass for 16 yards vs. Cleveland ... On Dec. 6 at Miami, caught a career-long 72-yard TD; it was his only catch of the day, after being ejected in the second quarter after a scuffle with Dolphins CB Xavier Howard ... Streak of 69 straight games with a catch came to an end on Dec. 21 vs. Pittsburgh, after he suffered a concussion on an incomplete pass in the first quarter. **2021**—Played in 16 regular-season games (10 starts) and all four postseason games (three starts) for AFC Champion Bengals ... Did not play in season finale at Cleveland, as Bengals rested their starters for the playoffs ... Posted 67 catches for 828 yards and five TDs during the regular season, and 15 catches for 110 yards and a TD in the playoffs ... Caught nine passes for 118 yards on Sept. 30 vs. Jacksonville ... On Dec. 26 vs. Baltimore, caught three passes for 85 yards, including a 68-yard catch-and-run TD that he punctuated with a flip into the end zone ... Caught a TD in the each of the final three regular-season games in which he played (Games 14-16), as well as in his first playoff game — a 10-yarder in the Wild Card Playoff vs. Las Vegas ... Started Super Bowl LVI against the L.A. Rams and had five catches for 48 yards.

College: Played three seasons (2013-15) at Pittsburgh with 38 games played (33 starts) ... Scored 23 TDs, including one rushing and one punt return ... Named first-team All-Atlantic Coast Conference (coaches and media) in each of last two seasons ... A true triple threat during Pitt career, he in 2015 became first NCAA player in eight years to log 20 or more yards each in receiving, rushing and passing in consecutive games ... Caught 91-for-926 (10.2) with six TDs in '15, and was team's second-leading rusher, at 40-for-349 (8.7).

High school/personal: Hometown is Clairton, Pa. (outside Pittsburgh) ... Communications major at Pittsburgh ... Was one of Pennsylvania's most highly recruited players after a prolific career at perennial Class A power Clairton High ... Playing multiple roles (RB, WR, QB, DB and PR), he set a career record for TDs (117) in the 10-county Western Pennsylvania Interscholastic Athletic League (WPIAL) ... Rushed for 2584 yards and 43 TDs as a senior ... Team went 63-1 in his high school career, including 48-0 in his three years as a starter ... Also lettered in basketball ... Has a daughter (Taylen).

TYLER BOYD'S STATISTICS

			RECEIVING					RUSHING					SCORING						
YEAR	TEAM	G-S	NO	YDS	AVG	LG	TD	ATT	YDS	AVG	LG	TD	TD	TD-R	TD-P	TD-Rt	2-PtC	PTS	
2016	Cincinnati	16-2	54	603	11.2	30	1	4	58	14.5	39	0	1	0	1	0	0	6	
2017	Cincinnati	10-1	22	225	10.2	49t	2	0	0	—	—	0	2	0	2	0	0	12	
2018	Cincinnati	14-14	76	1028	13.5	49	7	2	3	1.5	5	0	7	0	7	0	0	42	
2019	Cincinnati	16-15	90	1046	11.6	47	5	4	23	5.8	10	0	5	0	5	0	0	30	
2020	Cincinnati	15-8	79	841	10.6	72t	4	5	49	9.8	25	0	4	0	4	0	0	24	
2021	Cincinnati	16-10	67	828	12.4	68t	5	2	22	11.0	14	0	5	0	5	0	0	30	
CAREER		87-50	388	4571	11.8	72t	24	17	155	9.1	39	0	24	0	24	0	0	144	

		PASSING											
YEAR	TEAM	ATT	CMP	CMP%	YDS	YDS/ATT	TD	TD%	INT	INT%	LG	SKD-YDS	RAT
2018	Cincinnati	1	0	0.0	0	0.00	0	0.0	0	0.0	—	0-0	39.6
2020	Cincinnati	2	1	50.0	16	8.00	0	0-0	0	0-0	16	0-0	77.1
2021	Cincinnati	1	1	100.0	46	46.00	0	0-0	0	0-0	46	0-0	118.8
CAREER		4	2	50.0	62	15.50	0	0-0	0	0-0	46	0-0	95.8

		SPECIAL TEAMS								KICKOFF RETURNS						PUNT RETURNS					
YEAR	TEAM	ST	AT	TT	FF	FR-YDS	BP	BFG	BXP	NO	YDS	AVG	FC	LG	TD	NO	YDS	AVG	FC	LG	TD
2019	Cincinnati	—	—	—	—	—	—	—	—	—	—	—	—	—	—	1	-1	-1.0	0	-1	0
2021	Cincinnati	—	—	—	—	—	—	—	—	—	—	—	—	—	—	1	1	1.0	1	1	0
CAREER		—	—	—	—	—	—	—	—	—	—	—	—	—	—	2	0	0.0	1	1	0

RECEIVING SINGLE-GAME HIGHS: RECEPTIONS—11 (two times; most recently on 10-25-20 vs. Cleveland). YARDS—138 (10-28-18 vs. Tampa Bay). LONG—72t (12-6-20 at Miami). TOUCHDOWNS—2 (two times; most recently on 12-22-19 at Miami).

RUSHING SINGLE-GAME HIGHS: ATTEMPTS—2 (two times; most recently on 11-1-20 vs. Tennessee). YARDS—40 (12-11-16 at Cleveland). LONG—39 (12-11-16 at Cleveland). TOUCHDOWNS—(none).

POSTSEASON

			RECEIVING					RUSHING					SCORING					
YEAR	TEAM	G-S	NO	YDS	AVG	LG	TD	ATT	YDS	AVG	LG	TD	TD	TD-R	TD-P	TD-Rt	2-PtC	PTS
2021	Cincinnati	4-3	15	110	7.3	16	1	1	3	3.0	3	0	1	0	1	0	0	6
CAREER		4-3	15	110	7.3	16	1	1	3	3.0	3	0	1	0	1	0	0	6

CAREER GAME-BY-GAME

		RECEIVING					RUSHING				
DATE	OPPONENT	NO	YDS	AVG	LG	TD	ATT	YDS	AVG	LG	TD
2016 / CINCINNATI											
9-11	at N.Y. Jets	2	24	12.0	14	0	0	0	—	—	0
9-18	at Pittsburgh	6	78	13.0	29	0	0	0	—	—	0
9-25	DENVER	3	18	6.0	9	0	0	0	—	—	0
9-29	MIAMI	1	10	10.0	10	0	0	0	—	—	0
10-9	at Dallas	3	33	11.0	20	0	0	0	—	—	0
10-16	at New England	4	79	19.8	30	0	0	0	—	—	0
10-23	CLEVELAND	1	3	3.0	3	0	0	0	—	—	0
10-30	WASHINGTON (London)	5	38	7.6	9	0	1	3	3.0	3	0
11-6	— BYE —										
11-14	at N.Y. Giants	2	12	6.0	11	0	0	0	—	—	0
11-20	BUFFALO	6	54	9.0	13	1	0	0	—	—	0
11-27	at Baltimore	5	62	12.4	22	0	0	0	—	—	0
12-4	PHILADELPHIA	4	66	16.5	29	0	0	0	—	—	0
12-11	at Cleveland	6	49	8.2	11	0	2	40	20.0	39	0
12-18	PITTSBURGH	2	13	6.5	8	0	0	0	—	—	0
12-24	at Houston	2	25	12.5	21	0	0	0	—	—	0
1-1	BALTIMORE	2	39	19.5	26	0	1	15	15.0	15	0
2017 / CINCINNATI											
9-10	BALTIMORE	1	11	11.0	11	0	0	0	—	—	0
9-14	HOUSTON			INACTIVE					INACTIVE		
9-24	at Green Bay	1	11	11.0	11	0	0	0	—	—	0
10-1	at Cleveland	2	15	7.5	9	0	0	0	—	—	0
10-8	BUFFALO	2	6	3.0	5	0	0	0	—	—	0
10-15	— BYE —										
10-22	at Pittsburgh			INACTIVE					INACTIVE		
10-29	INDIANAPOLIS			INACTIVE					INACTIVE		
11-5	at Jacksonville			INACTIVE					INACTIVE		
11-12	at Tennessee			INACTIVE					INACTIVE		
11-19	at Denver	1	5	5.0	5	0	0	0	—	—	0
11-26	CLEVELAND	2	17	8.5	9	1	0	0	—	—	0
12-4	PITTSBURGH	2	15	7.5	12	0	0	0	—	—	0
12-10	CHICAGO	1	15	15.0	15	0	0	0	—	—	0
12-17	at Minnesota			INACTIVE					INACTIVE		
12-24	DETROIT	5	39	7.8	10	0	0	0	—	—	0
12-31	at Baltimore	5	91	18.2	49t	1	0	0	—	—	0
2018 / CINCINNATI											
9-9	at Indianapolis	3	26	8.7	17	0	0	0	—	—	0
9-13	BALTIMORE	6	91	15.2	27	1	0	0	—	—	0
9-23	at Carolina	6	132	22.0	49	1	1	5	5.0	5	0
9-30	at Atlanta	11	100	9.1	13	0	0	0	—	—	0
10-7	MIAMI	4	44	11.0	31	0	0	0	—	—	0
10-14	PITTSBURGH	7	62	8.9	16	2	0	0	—	—	0
10-21	at Kansas City	3	27	9.0	13	0	0	0	—	—	0
10-28	TAMPA BAY	9	138	15.3	28	1	1	-2	-2.0	-2	0
11-4	— BYE —										
11-11	NEW ORLEANS	3	65	21.7	26	0	0	0	—	—	0
11-18	at Baltimore	4	71	17.8	32	0	0	0	—	—	0
11-25	CLEVELAND	7	85	12.1	28t	1	0	0	—	—	0
12-2	DENVER	6	97	16.2	23	0	0	0	—	—	0
12-9	at L.A. Chargers	3	52	17.3	20	0	0	0	—	—	0
12-16	OAKLAND	4	38	9.5	21	1	0	0	—	—	0
12-23	at Cleveland			INACTIVE					INACTIVE		
12-30	at Pittsburgh			RESERVE / INJURED					RESERVE / INJURED		

		RECEIVING					RUSHING				
DATE	OPPONENT	NO	YDS	AVG	LG	TD	ATT	YDS	AVG	LG	TD
2019 / CINCINNATI											
9-8	at Seattle	8	60	7.5	14	0	1	3	3.0	3	0
9-15	SAN FRANCISCO	10	122	12.2	47	0	0	0	—	—	0
9-22	at Buffalo	6	68	11.3	26	0	0	0	—	—	0
9-30	at Pittsburgh	3	33	11.0	15	0	0	0	—	—	0
10-6	ARIZONA	10	123	12.3	42t	1	0	0	—	—	0
10-13	at Baltimore	3	10	3.3	5	0	0	0	—	—	0
10-20	JACKSONVILLE	5	55	11.0	19	0	0	0	—	—	0
10-27	L.A. Rams (London)	6	65	10.8	22	0	1	3	3.0	3	0
11-3	— BYE —										
11-10	BALTIMORE	6	62	10.3	24	0	0	0	—	—	0
11-17	at Oakland	1	0	0.0	0	0	1	10	10.0	10	0
11-24	PITTSBURGH	5	101	20.2	47	1	0	0	—	—	0
12-1	N.Y. JETS	5	59	11.8	17t	1	0	0	—	—	0
12-8	at Cleveland	5	75	15.0	21	0	1	7	7.0	7	0
12-15	NEW ENGLAND	3	26	8.7	16	0	0	0	—	—	0
12-22	at Miami	9	128	14.2	34t	2	0	0	—	—	0
12-29	CLEVELAND	5	59	11.8	22	0	0	0	—	—	0
2020 / CINCINNATI											
9-13	L.A. CHARGERS	4	33	8.3	11	0	0	0	—	—	0
9-17	at Cleveland	7	72	10.3	17	1	0	0	—	—	0
9-27	at Philadelphia	10	125	12.5	25	0	0	0	—	—	0
10-4	JACKSONVILLE	7	90	12.9	20	0	1	4	4.0	4	0
10-11	at Baltimore	4	42	10.5	14	0	0	0	—	—	0
10-18	at Indianapolis	5	54	10.8	23	0	1	25	25.0	25	0
10-25	CLEVELAND	11	101	9.2	16	1	0	0	—	—	0
11-1	TENNESSEE	6	67	11.2	18	1	2	9	4.5	5	0
11-8	— BYE —										
11-15	at Pittsburgh	6	41	6.8	20	0	0	0	—	—	0
11-22	at Washington	9	85	9.4	14	0	0	0	—	—	0
11-29	N.Y. GIANTS	3	15	5.0	9	0	0	0	—	—	0
12-6	at Miami	1	72	72.0	72t	1	0	0	—	—	0
12-13	DALLAS	5	43	8.6	21	0	0	0	—	—	0
12-21	PITTSBURGH	0	0	—	—	0	0	0	—	—	0
12-27	at Houston			INACTIVE				INACTIVE			
1-3	BALTIMORE	1	1	1.0	1	0	1	11	11.0	11	0
2021 / CINCINNATI											
9-12	MINNESOTA	3	32	10.7	18	0	0	0	—	—	0
9-19	at Chicago	7	73	10.4	22	0	0	0	—	—	0
9-26	at Pittsburgh	4	36	9.0	17t	1	0	0	—	—	0
9-30	JACKSONVILLE	9	118	13.1	33	0	0	0	—	—	0
10-10	GREEN BAY	4	24	6.0	9	0	0	0	—	—	0
10-17	at Detroit	1	7	7.0	7	0	0	0	—	—	0
10-24	at Baltimore	4	39	9.8	25	0	0	0	—	—	0
10-31	at N.Y. Jets	5	69	13.8	21	1	0	0	—	—	0
11-7	CLEVELAND	1	11	11.0	11	0	0	0	—	—	0
11-14	— BYE —										
11-21	at Las Vegas	6	49	8.2	14	0	1	14	14.0	14	0
11-28	PITTSBURGH	2	13	6.5	9	0	0	0	—	—	0
12-5	L.A. CHARGERS	5	85	17.0	32	0	0	0	—	—	0
12-12	SAN FRANCISCO	4	55	13.8	29	0	1	8	8.0	8	0
12-19	at Denver	5	96	19.2	56t	1	0	0	—	—	0
12-26	BALTIMORE	3	85	28.3	68t	1	0	0	—	—	0
1-2	KANSAS CITY	4	36	9.0	17	1	0	0	—	—	0
1-9	at Cleveland			DID NOT PLAY				DID NOT PLAY			
Postseason											
1-15	LAS VEGAS	4	26	6.5	10t	1	1	3	3.0	3	0
1-22	at Tennessee	2	17	8.5	10	0	0	0	—	—	0
1-30	at Kansas City	4	19	4.8	9	0	0	0	—	—	0
2-13	L.A. RAMS	5	48	9.6	16	0	0	0	—	—	0



BRANNON, JOHN

CB #39

Height: 6-2
Weight: 195
College: Western Carolina
Experience: 2nd-year player in 2022

2021 games-starts: 0-0 (0-0 Car.; 0-0 Cin.)
Career games-starts: 1-0
Born: 3-10-98
Hometown: Charlotte, N.C.
Acquired: FA'21

Brannon joined Cincinnati's practice squad late in the 2021 regular season, but did not play ... Elevated to active roster and was active for Jan. 2 game vs. Kansas City, but did not play ... Originally a college free agent signee of L.A. Chargers in 2020, and also spent time with the Carolina Panthers ... Has played one career game — the 2020 season finale for Chargers at Kansas City.

Career transactions: Signed with L.A. Chargers as college free agent on 4-30-20 ... Waived by Chargers on 9-5-20 ... Signed to Chargers practice squad on 9-6-20 ... Signed to Chargers roster (Reserve/Future) on 1-4-21 ... Waived by Chargers on 8-31-21 ... Signed to Carolina practice squad on 9-7-21 ... Released by Panthers from practice squad on 9-17-21 ... Signed to Cincinnati practice squad on 12-17-21 ... Signed to Bengals roster on 2-15-22.

Pro career: 2020—Spent first 16 weeks of rookie season on L.A. Chargers' practice squad, then played in season finale ... Made NFL debut Jan. 3 at Kansas City, and saw five snaps on defense and 14 on special teams (no statistics). **2021**—Did not see game action ... Spent preseason with L.A. Chargers, then was waived at final cuts and briefly joined Carolina's practice squad ... Signed to Cincinnati's practice squad on Dec. 17 ... Standard elevation

and was active for Jan. 2 vs. Kansas City, but did not play ... Spent Bengals' postseason run to Super Bowl LVI on practice squad (did not play).

College: Played four seasons (2016-19) at Western Carolina University ... Played in 38 career games (16 starts), and totaled 86 tackles and seven INTs ... Earned All-Southern Conference honors as a senior, after posting 55 tackles, eight PDs, three INTs and two FRs.

High school/personal: Hometown is Charlotte, N.C. ... Attended South Mecklenburg High School in Charlotte, where he played both WR and CB ... As a senior, posted 56 tackles, a sack and school-record eight INTs on defense, while catching 24 passes for 98 yards and three TDs on offense ... Has been active in RISE 2 IMPACT, which educates, exposes and equips young boys of color to put them on a path to success .. Played the trumpet in his youth ... Graduated from Western Carolina with a degree in marketing, and is close to a double major in sports management.

NOTE ABOUT NFL EXPERIENCE: Brannon did not earn an accrued year of experience toward NFL free agency in 2021.


JOHN BRANNON'S STATISTICS

			DEFENSE							INTERCEPTIONS					SCORING				
YEAR	TEAM	G-S	ST	AT	TT	SKS-YDS	PD	FF	FR-YDS	NO	YDS	AVG	LG	TD	TD	TD-IntRt	TD-FRRt	S	PTS
2020	L.A. Chargers	1-0	0	0	0	0-0	0	0	0-0	—	—	—	—	—	—	—	—	—	—
2021	Carolina Cincinnati	0-0 0-0				DID NOT PLAY* DID NOT PLAY*					DID NOT PLAY* DID NOT PLAY*					DID NOT PLAY* DID NOT PLAY*			
LAC TOTALS		1-0	0	0	0	0-0	0	0	0-0	—	—	—	—	—	—	—	—	—	—
CAR. TOTALS		0-0	0	0	0	0-0	0	0	0-0	—	—	—	—	—	—	—	—	—	—
CIN. TOTALS		0-0	0	0	0	0-0	0	0	0-0	—	—	—	—	—	—	—	—	—	—
CAREER		1-0	0	0	0	0-0	0	0	0-0	—	—	—	—	—	—	—	—	—	—

POSTSEASON

			DEFENSE						INTERCEPTIONS					SCORING					
YEAR	TEAM	G-S	ST	AT	TT	SKS-YDS	PD	FF	FR-YDS	NO	YDS	AVG	LG	TD	TD	TD-IntRt	TD-FRRt	S	PTS
2021	Cincinnati	0-0				DID NOT PLAY*										DID NOT PLAY*			
CAREER		0-0	0	0	0	0-0	0	0	0-0	—	—	—	—	—	—	—	—	—	—

* NOTE: In 2021 with Carolina, Brannon was on the practice squad for one regular-season game. In 2021 with Cincinnati, he was on the practice squad for three regular-season games and four postseason games, and he was active/DNP in one regular-season game.



BROWN, BEN

G/C #62

Height: 6-5
Weight: 312
College: Mississippi
Experience: Rookie in 2022

2021 games-starts: 0-0
Career games-starts: 0-0
Born: 5-19-98
Hometown: Vicksburg, Miss.
Acquired: CFA'22

A native of Vicksburg, Miss., Brown joined the Bengals in May as a college free agent ... Spent last four seasons (2018-21) at Mississippi, starting all 40 games he appeared in ... Lined up at RG and C during his college career ... Listed as a C by Bengals ... Allowed just one sack in 673 pass blocks over his final two seasons (2020-21) ... Key member of explosive offense at Ole Miss that ranked in the top 25 nationally in total offense, rushing yards per game and passing yards per game in 2021.


Career transactions: Signed with Cincinnati as college free agent on 5-13-22.

College highlights: Played four seasons (2018-21) at the University of Mississippi after redshirting his freshman year in 2017 ... Started all 40 games played, playing three seasons at RG and one (2020) at C ... **2021**—Started six games at RG before suffering season-ending injury on Oct. 16 ... Allowed just one sack in 241 pass blocks ... Opened holes for a running game that ranked third in the SEC and 12th nationally in rushing yards per game (217.6) ... Played all 69 offensive snaps on Oct. 9 vs. Arkansas, helping pave the way for 611 offensive yards, including 324 rushing. **2020**—Started all 10 games at C, playing 816 offensive snaps ... Did not allow a sack in 432 pass blocks ... Named to watch list for the Rimington Trophy, awarded annually to the nation's best center ... Made first career start at C on Sept. 26 vs. No. 5 Florida, grading out as the

team's highest pass blocking lineman ... Played 85 snaps and did not allow a sack or pressure in Egg Bowl victory vs. Mississippi State. **2019**—Started all 12 games at RG ... Played a total of 851 snaps, with 765 coming at RG and 99 at C ... Did not allow a sack in 81 snaps while helping offense record 483 total yards on Sept. 7 vs. Arkansas ... Played 91 snaps without allowing a sack, QB hit or QB hurry on Sept. 28 vs. No. 2 Alabama. **2018**—Earned SEC All-Freshman Team honors after starting all 12 games at RG ... One of only three freshmen in the country to start every game at RG ... Made first career start on Sept. 1 vs. Texas Tech, helping Ole Miss rush for 210 yards ... Blocked for a passing offense that ranked fifth in the country in passing yards per game (346.4) and ninth in total yards per game (510.5). **2017**—Redshirted his freshman season.

High school: Attended St. Aloysius High School in Vicksburg, Miss. ... Second-team MaxPreps Small School All-America selection as a senior in 2016 ... Started all 12 games at both LT and DT ... Blocked for an offense that averaged 7.2 yards per carry ... Lettered in four sports (football, basketball, track and power lifting).

Personal: Hometown is Vicksburg, Miss. ... Graduated from Mississippi with a degree in exercise science in Dec. 2020 ... Father, Tim, and multiple other family members played football at Ole Miss.



BROWNING, JAKE

QB #6

Height: 6-2
Weight: 209
College: Washington
Experience: 1st-year player in 2022

2021 games-starts: 0-0
Career games-starts: 0-0
Born: 4-11-96
Hometown: Folsom, Calif.
Acquired: FA'21

Browning spent all of 2021 on Cincinnati's practice squad, after joining the Bengals just before the start of the regular season ... Has not yet seen game action in the NFL ... Originally a college free agent signee of Minnesota in 2019, and spent his first two NFL seasons ('19-'20) on the Vikings' practice squad ... Played collegiately at the University of Washington, and left with numerous school records, including career passing attempts (1483), completions (958), yards (12,296) and TDs (94) ... Teammate of Bengals OT Jonah Williams at Folsom (Calif.) High School, where he set California prep records for career passing attempts (1708), completions (1191), yards (16,775) and TDs (229).

Career transactions: Signed with Minnesota as college free agent on 5-3-19 ... Waived by Vikings on 8-31-19 ... Signed to Vikings practice squad on 9-1-19 ... Signed to Vikings roster (Reserve/Future) on 1-13-20 ... Waived by Vikings on 9-5-20 ... Signed to Vikings practice squad on 9-6-20 ... Signed to Vikings roster (Reserve/Future) on 1-4-21 ... Waived by Vikings on 8-31-21 ... Signed to Cincinnati practice squad on 9-7-21 ... Signed to Bengals roster on 2-15-22.

Pro career: 2019—Did not play as a rookie ... Spent entire season on Minnesota's practice squad. **2020**—Did not play ... Spent entire season on Minnesota's practice squad. **2021**—Did not play ... Spent offseason with Minnesota, then was waived at final cuts and joined Cincinnati's practice squad just before the start of the regular season ... On Bengals' practice

squad for the entire regular season, as well as the team's postseason run to Super Bowl LVI.

College: Spent four seasons (2015-18) at the University of Washington ... Four-year starter, who started 53 of 54 possible games in his career ... His 39 wins as a starter set school and Pac-12 records ... Left Washington with numerous school records, including career passing attempts (1483), completions (958), yards (12,296) and TDs (94) ... Finished sixth in Heisman Trophy voting as a sophomore in 2016.

High school/personal: Hometown Folsom, Calif. (outside Sacramento) ... Attended Folsom High School, where he put together one of the most decorated prep football careers in state history ... Set California prep records for career passing attempts (1708), completions (1191), yards (16,775) and TDs (229) ... Tied national record with 91 TDs as a senior ... Set California's single-season passing yards record as a junior (5737), before breaking his own record as a senior (5790) ... Named Gatorade California Player of the Year in both junior and senior seasons, and was Division I Player of the Year in California as a senior ... Teammates at Folsom High with Bengals OT Jonah Williams ... Finance major at Washington.

NOTE ABOUT NFL EXPERIENCE: Browning did not earn an accrued year of experience toward NFL free agency in 2019, '20 or '21.

JAKE BROWNING'S STATISTICS

YEAR	TEAM	G-S	PASSING											RAT
			ATT	CMP	CMP%	YDS	YDS/ATT	TD	TD%	INT	INT%	LG	SKD-YDS	
2019	Minnesota	0-0	DID NOT PLAY*											
2020	Minnesota	0-0	DID NOT PLAY*											
2021	Cincinnati	0-0	DID NOT PLAY*											
CAREER		0-0	0	0	—	0	—	0	—	0	—	—	0-0	—

POSTSEASON

YEAR	TEAM	G-S	PASSING											RAT
			ATT	CMP	CMP%	YDS	YDS/ATT	TD	TD%	INT	INT%	LG	SKD-YDS	
2021	Cincinnati	0-0	DID NOT PLAY*											
CAREER		0-0	0	0	—	0	—	0	—	0	—	—	0-0	—

* NOTE: Browning was on the practice squad for 16 regular-season games and two postseason games with Minnesota in 2019. In 2020 with the Vikings, he was on the practice for 16 regular-season games. In 2021 with Cincinnati, he was on the practice squad for 15 regular-season games and four postseason games, inactive for one regular-season game, and active/DNP for one regular-season game.

**BURROW, JOE****QB #9**

Height: 6-4
Weight: 215
College: Louisiana State
Experience: 3rd-year player in 2022

2021 games-starts: 16-16
Career games-starts: 26-26
Born: 12-10-96
Hometown: Athens, Ohio
Acquired: D1'20

The No. 1 overall pick in the 2020 draft, Burrow in '21 re-wrote the Bengals' record books and led Cincinnati to an AFC Championship and berth in Super Bowl LVI ... Named 2021 NFL Comeback Player of the Year, after recovery from season-ending left knee injury in 2020; he returned to take the first snap of '21 training camp in July and started all but one game (pre-playoff rest) in the regular-season and playoffs ... Set single-season team records in 2021 for passing yardage (4611), passing TDs (34), passer rating (108.3) and 300-yard passing games (six) ... Led the NFL in 2021 in both completion percentage (70.4) and yards per attempt (8.87), and his passer rating was second ... Fifteen of his TD passes in 2021 were from 30 yards or longer, good for the most in Bengals history and most in the NFL in 2021 ... Surpassed 7000 passing yards in just his 26th career game, making him the fourth-fastest player in NFL history to hit the mark ... Reunited in 2021 with his top college receiving target, WR Ja'Marr Chase, whom he helped to 1455 receiving yards, the most by an NFL rookie since the 1970 AFL-NFL merger ... In 2019 at LSU, put together arguably the most successful single season ever by a college QB, when he won the Heisman Trophy by the largest margin in history, set numerous NCAA FBS and SEC records, and led the Tigers to a perfect 15-0 record and National Championship ... Native of Athens, Ohio, in the southeast part of the state (roughly 2.5 hours from Cincinnati).

Career transactions: Selected by Cincinnati in first round of 2020 NFL Draft (first overall) ... Signed with Bengals on 7-31-20.

Pro career: 2020—No. 1 overall draft pick was elected team captain and started Cincinnati's first 10 games as a rookie, before suffering a season-ending left knee injury in Game 10, Nov. 22 at Washington ... Ended season with 404 pass attempts, 264 completions (65.3 percent), 2688 yards, 13 TDs and five INTs (89.9 rating) ... Also rushed 37 times for 142 yards and three TDs ... Prior to injury, had been on pace to shatter multiple single-season team and NFL rookie passing records ... Topped 300 yards passing in five of his 10 starts, and at the time of his injury at Washington (early third quarter) was just 97 yards shy of tying then-NFL rookie record of six 300-yard games in a season ... Five 300-yard passing games tied single-season Bengals record ... Made NFL debut on Sept. 13 vs. the L.A. Chargers, and completed 23 of 36 passes for 193 yards and an INT; scored first career TD on a 23-yard rush in the first quarter to give Cincinnati a 7-0 lead ... Became first rookie in NFL history to pass for 300 yards in three consecutive games, when he hit the mark in Games 2-4 ... Threw for 316 yards and three TDs on Sept. 13 at Cleveland, marking his first-ever 300-plus yard game; first career TD pass was a 23-yarder to TE C.J. Uzomah in the second quarter ... Also at Cleveland, his 61 attempts were second-most in team history (most in non-OT game), and his 37 completions tied the second-most ever by a Bengal ... Earned first career win on Oct. 4 vs. Jacksonville ... Notched season-highs in passing yards (406) and passer rating (112.5) on Oct. 25 vs. Cleveland, while accounting for four total TDs (three passing, one rushing); it was just the sixth 400-yard passing game by a rookie in NFL history, and made him the first player in league history (of any experience) to record 400 passing yards, three passing TDs and one rushing TD in a game ... Posted 106.7 rating and two TDs in Nov. 1 upset win vs. Tennessee, despite weather conditions that saw 35 MPH wind gusts throughout the contest ... Had surgery on left knee on Dec. 2. **2021—**Played and started 16 regular-season games and all four postseason games for Cincinnati, as he helped Bengals to AFC title and a berth in Super Bowl LVI ... Only missed game was regular-season finale at Cleveland, as Cincinnati rested majority of starters for the playoffs ... Rehabbed left knee throughout offseason, returned in time to take the first snap of training camp on July 28, and was named NFL's Comeback Player of the Year ... Set Bengals single-season records for passing yardage (4611), passing TDs (34), passer rating (108.3) and 300-yard passing games (six); passing yardage ranked sixth in the NFL, TD passes were eighth, passer rating was second ... Led the NFL in both completion percentage (70.4) and yards per attempt (8.87) ... Fifteen of his TD passes were from 30 yards or longer, good for the most in Bengals history and most in the NFL in 2021 ... Lined up as starter on Sept. 12 vs. Minnesota, making good on

vow made shortly after '20 knee injury to start the '21 season opener, and went on to post then-career-highs in passer rating (128.8), completion percentage (74.1) and yards per attempt (9.67) while leading Cincinnati to a dramatic OT win ... His 525 passing yards on Dec. 26 vs. Baltimore were a Bengals record and the fourth-highest single-game total in NFL history; also vs. Baltimore, set then-career highs in passer rating (143.2), TD passes (four) and yards per pass attempt (11.4), while tying career-high with 37 completions ... Also vs. Baltimore, became first Bengals QB ever to complete 80 percent of passes (80.4) on at least 40 attempts (46) ... Became first QB in NFL history to top 400 passing yards against the same opponent twice in one regular season (416 and 525 against Baltimore), and his 941 combined passing yards against the Ravens were the most ever by an NFL QB against the same opponent in one regular season ... The next week, on Jan. 2 vs. Kansas City, he led Bengals to dramatic AFC North-clinching win while matching his career-high four TDs from the previous week, re-setting his career-high in passer rating (148.0), and passing for 446 yards ... Completed 70 percent of his passes and tossed two TDs and no INTs (110.4 rating) in Wild Card Playoff win over Las Vegas, giving Cincinnati its first postseason win in 31 years ... Completed Bengals postseason-record 75.7 percent of his passes for 348 yards in Divisional Playoff win at Tennessee ... Passed for 250 yards, two TDs and one INT in Cincinnati's OT win in the AFC Championship at Kansas City, and led 42-yard drive in OT to set up game-winning walk-off FG ... Passed for 263 yards and a TD (100.9 rating) in Super Bowl LVI at L.A. Rams, and his 75-yard TD pass to WR Tee Higgins on the first play of the second half was the longest play from scrimmage in Bengals postseason history.

College: Spent final two seasons (2018-19) at Louisiana State, after beginning career at Ohio State ('15-17; redshirt season in '15) ... As a senior at LSU in 2019, compiled what many called the best single season by a QB in college football history after he re-wrote LSU/SEC/NCAA record books, won the Heisman Trophy by the largest margin in the award's 85-year history, and led team to 15-0 record and National Championship ... Set single-season school records for attempts (527), completions (402), completion percentage (76.3; second in NCAA FBS history), passing yards (5671; SEC record), passing yards per game (378.1), passing TDs (60; NCAA FBS record), consecutive passes without an INT (187), 300-yard passing games (13), 400-yard passing games (four), and rushing TDs by a QB (seven; tied) ... Also holds NCAA FBS record for TD passes in a half, with seven (set in CFB semifinal vs. Oklahoma) ... Team captain both seasons at LSU ... LSU career totals were 621 completions, 906 attempts (68.5 percent), 8565 passing yards, 76 TDs and 11 INTs ... Ohio State career totals were 10 games played (all as a reserve), 29 completions, 39 attempts, 287 passing yards and two TDs ... Graduated from OSU in spring of 2018, then transferred to LSU and was eligible to play immediately.

High school/personal: Hometown is Athens, Ohio ... Attended Athens High School ... Named Mr. Ohio Football as a senior in 2014, after passing for nearly 4500 yards, with 63 TDs and only two INTs while leading team to state runner-up finish ... Passed for 11,400 yards and 157 TDs in high school career, and added 2000 yards and 27 more TDs on the ground ... Led Athens to three straight playoff appearances (2012-14) and seven playoff wins, which were the first playoff wins in the school's history ... Also a standout point guard on the basketball team, and earned first-team all state honors as a senior ... His father, Jimmy, and two older brothers, Jamie and Dan, all played college football at Nebraska ... Jimmy Burrow was a college football assistant coach for Iowa State, Nebraska, North Dakota State and most recently Ohio University (defensive coordinator, 2005-18) ... Standout in classroom at both Ohio State and LSU — 2016 Academic All-Big 10 at Ohio State, and graduated from OSU in three years (Spring 2018) with a bachelor's degree in consumer and family financial services; also named to SEC's Honor Roll in both seasons at LSU, and earned master's degree in liberal arts in December 2019 ... While at Ohio State, interned at Goldman Sachs in New York City in 2016 alongside Buckeye and Bengal teammate Sam Hubbard.

JOE BURROW'S STATISTICS

			PASSING											
YEAR	TEAM	G-S	ATT	CMP	CMP%	YDS	YDS/ATT	TD	TD%	INT	INT%	LG	SKD-YDS	RAT
2020	Cincinnati	10-10	404	264	65.3	2688	6.65	13	3.2	5	1.2	67	32-231	89.8
2021	Cincinnati	16-16	520	366	70.4	4611	8.87	34	6.5	14	2.7	82t	51-370	108.3
CAREER		26-26	924	630	68.2	7299	7.90	47	5.1	19	2.1	82t	83-601	100.2

		RUSHING					RECEIVING					SCORING					
YEAR	TEAM	ATT	YDS	AVG	LG	TD	NO	YDS	AVG	LG	TD	TD	TD-R	TD-P	TD-Rt	2-PtC	PTS
2020	Cincinnati	37	142	3.8	23t	3	—	—	—	—	—	3	3	0	0	0	18
2021	Cincinnati	40	118	3.0	12	2	—	—	—	—	—	2	2	0	0	0	12
CAREER		77	260	3.4	23t	5	—	—	—	—	—	5	5	0	0	0	30

ADDITIONAL STATISTICS: Burrow passed for one two-point conversion in three attempts in 2021.

PASSING SINGLE-GAME HIGHS: ATTEMPTS—61 (9-17-20 at Cleveland). COMPLETIONS—37 (two times; most recently on 12-26-21 vs. Baltimore). YARDS—525 (12-26-21 vs. Baltimore). TOUCHDOWNS—4 (two times; most recently on 1-2-22 vs. Kansas City). INTERCEPTIONS—3 (9-19-21 at Chicago). LONG—82t (10-24-21 at Baltimore). RATING (minimum 14 attempts)—148.0 (1-2-22 vs. Kansas City).

RUSHING SINGLE-GAME HIGHS: ATTEMPTS—8 (9-13-20 vs. L.A. Chargers). YARDS—46 (9-13-20 vs. L.A. Chargers). LONG—23t (9-13-20 vs. L.A. Chargers). TOUCHDOWNS—1 (five times; most recently 12-5-21 vs. L.A. Chargers).


POSTSEASON

			PASSING											
YEAR	TEAM	G-S	ATT	CMP	CMP%	YDS	YDS/ATT	TD	TD%	INT	INT%	LG	SKD-YDS	RAT
2021	Cincinnati	4-4	142	97	68.3	1105	7.78	5	3.5	2	1.4	75t	19-137	97.3
CAREER		4-4	142	97	68.3	1105	7.78	5	3.5	2	1.4	75t	19-137	97.3

		RUSHING						RECEIVING					SCORING					
YEAR	TEAM	ATT	YDS	AVG	LG	TD	NO	YDS	AVG	LG	TD	TD	TD-R	TD-P	TD-Rt	2-PtC	PTS	
2021	Cincinnati	11	31	2.8	11	0	—	—	—	—	—	—	—	—	—	—	—	
CAREER		11	31	2.8	11	0	—	—	—	—	—	—	—	—	—	—	—	

CAREER GAME-BY-GAME

		PASSING									RUSHING				
DATE	OPPONENT	ATT	CMP	YDS	SKD-YDS	TD	LG	INT	RAT		ATT	YDS	AVG	LG	TD
2020 / CINCINNATI															
9-13	L.A. CHARGERS	36	23	193	3-20	0	19	1	66.1		8	46	5.8	23t	1
9-17	at Cleveland	61	37	316	3-31	3	23t	0	96.6		7	19	2.7	7	0
9-27	at Philadelphia	44	31	312	8-56	2	42	0	105.5		1	-1	-1.0	-1	0
10-4	JACKSONVILLE	36	25	300	1-0	1	30	1	92.4		4	11	2.8	11	0
10-11	at Baltimore	30	19	183	7-48	0	26	1	66.4		3	10	3.3	6	0
10-18	at Indianapolis	39	25	313	2-13	0	67	1	78.3		3	2	0.7	2t	1
10-25	CLEVELAND	47	35	406	4-35	3	29	1	112.5		6	34	5.7	12	1
11-1	TENNESSEE	37	26	249	0-0	2	24	0	106.7		3	9	3.0	7	0
11-8	— BYE —														
11-15	at Pittsburgh	40	21	213	4-28	1	54	0	76.4		0	0	—	—	0
11-22	at Washington	34	22	203	0-0	1	25	0	90.7		2	12	6.0	10	0
11-29	N.Y. GIANTS	RESERVE / INJURED									RESERVE / INJURED				
12-6	at Miami	RESERVE / INJURED									RESERVE / INJURED				
12-13	DALLAS	RESERVE / INJURED									RESERVE / INJURED				
12-21	PITTSBURGH	RESERVE / INJURED									RESERVE / INJURED				
12-27	at Houston	RESERVE / INJURED									RESERVE / INJURED				
1-3	BALTIMORE	RESERVE / INJURED									RESERVE / INJURED				
2021 / CINCINNATI															
9-12	MINNESOTA	27	20	261	5-44	2	50t	0	128.8		1	2	2.0	2	0
9-19	at Chicago	30	19	207	5-28	2	42t	3	66.2		0	0	—	—	0
9-26	at Pittsburgh	18	14	172	0-0	3	34t	1	122.9		5	7	1.4	8	0
9-30	JACKSONVILLE	32	25	348	1-6	2	44	0	132.8		3	4	1.3	4	0
10-10	GREEN BAY	38	26	281	3-17	2	70t	2	85.5		3	11	3.7	9	0
10-17	at Detroit	29	19	271	2-22	3	53	1	115.7		5	20	4.0	6	0
10-24	at Baltimore	38	23	416	1-7	3	82t	1	113.5		1	0	0.0	0	0
10-31	at N.Y. Jets	34	21	259	3-28	3	54	1	102.5		1	-1	-1.0	-1	0
11-7	CLEVELAND	40	28	282	5-25	0	20	2	69.0		2	1	0.5	1	0
11-14	— BYE —														
11-21	at Las Vegas	29	20	148	3-19	1	17	0	92.3		3	11	3.7	6	0
11-28	PITTSBURGH	24	20	190	2-18	1	32t	1	96.2		1	8	8.0	8t	1
12-5	L.A. CHARGERS	40	24	300	6-40	1	32	2	70.8		1	6	6.0	6t	1
12-12	SAN FRANCISCO	34	25	348	5-37	2	32t	0	125.6		2	3	1.5	4	0
12-19	at Denver	22	15	157	3-21	1	56t	0	103.8		5	25	5.0	8	0
12-26	BALTIMORE	46	37	525	3-27	4	68t	0	143.2		2	11	5.5	12	0
1-2	KANSAS CITY	39	30	446	4-31	4	72t	0	148.0		5	10	2.0	4	0
1-9	at Cleveland	INACTIVE									INACTIVE				
Postseason															
1-15	LAS VEGAS	34	24	244	2-19	2	29	0	110.4		2	-2	-1.0	-1	0
1-22	at Tennessee	37	28	348	9-68	0	57	1	93.1		2	5	2.5	7	0
1-30	at Kansas City	38	23	250	1-7	2	44	1	86.5		5	25	5.0	11	0
2-13	L.A. RAMS	33	22	263	7-43	2	75t	0	100.9		2	3	1.5	4	0



CAPPA, ALEX

G #65**Height:** 6-6**Weight:** 310**College:** Humboldt State**Experience:** 5th-year player in 2022**2021 games-starts:** 17-17 (T.B.)**Career games-starts:** 52-46**Born:** 1-27-95**Hometown:** Dublin, Calif.**Acquired:** UFA(T.B.)'22

Cappa signed with the Bengals as an unrestricted free agent in March 2022, after spending his first four seasons with the Tampa Bay Buccaneers ... Served as Tampa Bay's starting RG from 2019-21 ... Originally a 2018 third-round pick of the Bucs out of Humboldt State University (NCAA Division II) in Northern California ... Enters 2022 having played in 52 games (46 starts), along with three postseason contests (all starts) ... No. 1 RG for Bucs team that won Super Bowl LV in 2020, but did not play in Super Bowl due to an ankle injury suffered in the Wild Card round of the playoffs ... Part of Bucs' blocking effort that allowed league-low 23 sacks in 2021, after allowing the fourth-fewest sacks (22) in '20.

Career transactions: Selected by Tampa Bay in third round of 2018 NFL Draft (94th overall) ... Signed with Buccaneers on 5-14-18 ... Buccaneers contract expired on 3-16-22; became unrestricted free agent ... Signed with Cincinnati as unrestricted free agent on 3-18-22.

Pro career: 2018—Played in six games as a rookie for Tampa Bay ... Inactive for first 10 games, then made NFL debut on Nov. 25 vs San Francisco ... Played in final six games as a reserve. **2019**—Played and started 13 games at RG for Tampa Bay, in first season as a full-time starter ... Made first career start in season-opener vs San Francisco ... Helped Bucs' offense rank third in the NFL in scoring (28.6 points) and yards (397.9) per game, and first in passing yards per game (302.8). **2020**—Played and started (RG) all 16 regular-season games and one postseason game for Tampa Bay, as Buccaneers won Super Bowl LV ... Helped Bucs' offensive line allow a sack on just 3.51 percent of pass attempts, the second-lowest mark in the NFL ... Helped Bucs' offense rank second in passing yards per game (289.1), third in points per game (30.8), seventh in yards per game (384.1) and seventh in yards per play (6.04) ... Started Wild Card Playoff at Washington, but left the game after suffering a left ankle injury in the first half ... Did not play for the remainder of the postseason, including Super

Bowl LV. **2021**—Played and started all 17 regular-season games and both postseason games for Tampa Bay ... Helped Bucs rank second in the NFL in yards per game (405.9) and first in passing yards per game (307.6), while allowing a league-low 23 sacks.

College: Spent five years (2013-17) at Humboldt State University, with a redshirt season in '13, and played in 43 career games ... Named Great Northwest Athletic Conference's Offensive Lineman of the Year in all four seasons at Humboldt.

High school/personal: Hometown is Dublin, Calif. (Bay Area) ... Attended Dublin High School, where he played on the defensive line in 2011 before moving to offensive line in '12.

ALEX CAPPA'S STATISTICS

GAMES-STARTS

YEAR	TEAM	GAMES	STARTS
2018	Tampa Bay	6	0
2019	Tampa Bay	13	13
2020	Tampa Bay	16	16
2021	Tampa Bay	17	17
CAREER		52	46

POSTSEASON

GAMES-STARTS

YEAR	TEAM	GAMES	STARTS
2020	Tampa Bay	1	1
2021	Tampa Bay	2	2
CAREER		3	3



CARMAN, JACKSON

G #79

Height: 6-5
Weight: 322
College: Clemson
Experience: 2nd-year player in 2022

2021 games-starts: 17-6
Career games-starts: 17-6
Born: 1-22-00
Hometown: Fairfield, Ohio
Acquired: D2'21

Greater Cincinnati native (Fairfield, Ohio) and 2021 second-round pick of hometown Bengals made switch from college OT to pro G as a rookie ... Spent majority of rookie season as a reserve, but did start six games and saw action on 501 combined snaps (regular-season plus postseason) during Cincinnati's run to Super Bowl LVI ... Primarily played RG (five starts), but also saw time at LG and as an extra blocker in heavy formations ... Played three seasons (2018-20) at Clemson, and was the Tigers' LOT his final two years ... Played in 40 career games (27 starts) at Clemson, and in each of his three seasons helped the Tigers to ACC titles and berths in the college football playoff ... Considers former Bengals OT Willie Anderson a mentor, and worked out with both Anderson and former Bengals offensive line coach Paul Alexander prior to the draft.

Career transactions: Selected by Cincinnati in second round of 2021 NFL Draft (46th overall) ... Signed with Bengals on 5-18-21.

Pro career: 2021—Played in all 17 regular-season games (six starts) and four postseason games as a rookie for AFC Champions ... Five starts at RG (Games 3-5 and 7-8), and one start at LG (Game 17) ... Began season as a reserve, then moved to starting RG, then moved back to reserve role for remainder of regular season and playoffs and saw spot duty ... Lone start at LG came in regular-season finale as Bengals rested their starters for the playoffs ... Played 462 of 1098 possible snaps in regular season (42.1 percent), and 41 of 462 in postseason (15.7 percent) ... Made NFL debut on Sept. 12 vs. Minnesota, and saw five snaps on special teams ... Made first career start (RG) and played every offensive snap on Sept. 26 at Pittsburgh, after injury to G Xavier Su'a-Filo the previous week ... Spent four days on Reserve/COVID-19 list during the week leading up to Game 6 at Detroit, and played in that game as a reserve ... Rotated at RG in AFC Championship at Kansas City, and played 35 of 69 offensive snaps (51 percent) ... Battled back injury leading up to Super Bowl LVI against the L.A. Rams, and ended up playing four snaps on special teams.

College: Played three seasons (2018-20) at Clemson ... Played in 40 career games (27 starts) ... Began career as a reserve, before serving as starting LOT for final two seasons ... In three seasons, helped Clemson to three ACC titles and three berths in the College Football Playoff, including national championship in 2018 season ... As starting LOT, he protected the blind side of Clemson QB and 2021 No. 1 overall pick Trevor Lawrence ... Opted to forgo his final year of eligibility to enter the 2021 NFL Draft ... Enrolled at Clemson in January 2018.

High school/personal: Hometown is Fairfield, Ohio (30 minutes outside Cincinnati) ... Attended Fairfield High School, and as a senior in 2017 was a finalist for the Anthony Munoz Lineman of the Year award, given annually to the top prep lineman (offensive or defensive) in the country ... Played in 2018 Army All-American Game ... Counts former Bengals OT Willie Anderson as one of his mentors, and worked out with both Anderson and former Bengals offensive line coach Paul Alexander prior to the draft ... Sociology major at Clemson.

JACKSON CARMAN'S STATISTICS

GAMES-STARTS

YEAR	TEAM	GAMES	STARTS
2021	Cincinnati.....	17	6
CAREER		17	6

POSTSEASON

GAMES-STARTS

YEAR	TEAM	GAMES	STARTS
2021	Cincinnati.....	4	0
CAREER		4	0



CARTER, ZACH

DT #95

Height: 6-4
Weight: 290
College: Florida
Experience: Rookie in 2022

2021 games-starts: 0-0
Career games-starts: 0-0
Born: 4-7-99
Hometown: Tampa, Fla.
Acquired: D3'22

A premier pass rusher from the SEC ... Spent four seasons (2018-21) at Florida, appearing in 46 games ... Totaled 17.5 sacks, 28.5 TFLs, 107 total tackles (39 solo), two FFs and a FR ... Adds depth to interior of defensive line ... Lined up primarily as a DT in college but could be used on the edge with the Bengals ... Joins former Florida teammate, K Evan McPherson in Cincinnati.

Career transactions: Selected by Cincinnati in third round of 2022 NFL Draft (95th overall) ... Signed with Bengals on 5-23-22.

Defensive coordinator Lou Anarumo says: "He's shown he can beat guards, but also tackles. He's a defensive lineman through and through. He adds urgency to the room, not that we don't already have it. Once he crosses the white lines, he's a tough guy."

College highlights: Played in 46 games over four seasons (2018-21) at Florida ... Started 23 of his final 24 contests at DT ... **2021**—Started all 12 games at DT ... Ranked ninth in the SEC with eight sacks ... Totaled 32 tackles (14 solo), with 11 TFLs and one FF ... Named SEC Co-Defensive Lineman of the Week after recording three sacks and a FF on Sept. 4 vs. Florida Atlantic ... Had a sack in back-to-back games against Tennessee (Sept. 25) and at Kentucky (Oct. 2) ... Totaled 1.5 sacks and a QB hit on Nov. 20 at Missouri. **2020**—

Appeared in all 12 games and started 11 at DT ... Registered 36 tackles (13 solo) ... Led the team with five sacks and 9.5 TFLs ... Earned SEC Defensive Lineman of the Week distinction with eight-tackle, 1.5-sack performance on Oct. 3 vs. South Carolina ... Had three tackles, one sack and a FR for a TD on Nov. 14 vs. Arkansas. **2019**—Appeared in all 13 games, starting two on the defensive line ... Tied for second on the team in sacks (4.5) and TFLs (seven) ... Collected 31 tackles (11 solo) ... Recorded five tackles and one sack on Oct. 5 vs. Auburn ... Had one sack, one FF and two QB hits on Oct. 19 at South Carolina ... Recorded three solo tackles and a sack on Nov. 30 vs. Florida State. **2018**—Played in nine games, appearing as a reserve DL and special teams player ... Totaled eight tackles, one TFL and two pass breakups ... Recorded two tackles and a blocked kick in career debut Sept. 1 vs. Charleston Southern. **2017**—Redshirted his freshman season.

High school: Attended Hillsborough High School in Tampa, Fla. ... Named to All-Hillsborough County First Team as a senior in 2016 ... Named the Tampa Bay Times' Blue Chips Player of the Year in 2016 ... Totaled 149 tackles and 8.5 sacks over his sophomore and junior seasons ... Also competed in basketball as a power forward.

Personal: Hometown is Tampa, Fla. ... Majored in journalism at Florida.



CHASE, JA'MARR

WR #1

Height: 6-0
Weight: 201
College: Louisiana State
Experience: 2nd-year player in 2022

2021 games-starts: 17-17
Career games-starts: 17-17
Born: 3-1-00
Hometown: Metairie, La.
Acquired: D1'21

The Bengals' 2021 first-round pick won NFL Rookie of the Year after putting together perhaps the top rookie season ever by a WR ... His 1455 receiving yards in 2021 were a single-season Bengals record and the second-most ever by an NFL rookie (Oilers WR Bill Groman, 1473 yards in 1960) ... His 266 receiving yards in AFC North-clinching win over Kansas City were a single-game Bengals record, NFL rookie record and the most by any NFL player in 2021 ... His 368 receiving yards in postseason were an NFL rookie record, topping the next-closest player by more than 120 yards (Rams WR Torrey Holt, 242 yards in 1999), and he now also stands as Cincinnati's career leader in postseason receiving yards ... His 25 catches in the 2021 playoffs were an NFL rookie record, topping Colts RB Joseph Addai's 22 in 2006, and he now stands second in career postseason receptions by a Bengal (TE Dan Ross, 28, is first) ... First rookie ever with multiple 100-yard receiving games in a postseason (116 in Wild Card Playoff vs. Las Vegas, and 109 in Divisional Playoff at Tennessee) ... First rookie and fifth player ever with multiple 200-yard receiving games in a single regular season ... Fifth rookie ever with at least 1000 receiving yards and 10 TDs, and he accomplished that feat in just 13 regular-season games ... Spent 2021 as the youngest Bengal on the roster (21 years old), and together with WR Tee Higgins (22) became the youngest duo in NFL history to post 1000 receiving yards in the same season ... In 2019 at LSU, with Joe Burrow as his QB, he set numerous SEC records, won the Biletnikoff Award as college football's top receiver, and helped the Tigers to an undefeated season and national championship ... First player in Bengals history to wear uniform No. 1, and earned the nickname "Uno" ... Enters 2022 with five career 100-yard receiving games (plus two more in postseason), one game with double-digit receptions, and three games with multiple TDs.

Career transactions: Selected by Cincinnati in first round of 2021 NFL Draft (fifth overall) ... Signed with Bengals on 6-2-21.

Pro career: 2021—Started all 17 regular-season games and all four postseason games as a rookie for Cincinnati, as Bengals won AFC Championship and advanced to Super Bowl LVI ... Put together one of the top receiving seasons ever by a rookie WR ... During the regular season, caught 81 passes for 1455 yards and 13 TDs, and posted five 100-yard games ... Receptions total was Bengals rookie record ... Receiving yardage total was a Bengals team record and the second-most ever by an NFL rookie (Oilers WR Bill Groman, 1473 yards in 1960) ... Receiving TD total tied for second-most in Bengals history, and tied for second-most ever by an NFL rookie ... Five 100-yard receiving games during the regular season tied for second-most ever by a Bengal ... First rookie and fifth player in NFL history with multiple 200-yard receiving games in one regular season ... Fifth rookie ever with at least 1000 receiving yards and 10 TDs, and he accomplished that feat in just 13 regular-season games ... He and WR Tee Higgins became the first duo in NFL history to post 1000 receiving yards in the same season before turning 23 years old ... In NFL debut on Sept. 12 vs. Minnesota, posted 101 receiving yards, including a 50-yard TD, and became the youngest (21 years, 195 days) Bengal ever to top

100 receiving yards ... Had first career multi-TD game (two scores) on Sept. 26 at Pittsburgh ... Caught six passes for 159 yards and a TD on Oct. 10 vs. Green Bay, and had a 70-yard TD just before halftime ... Recorded first career 200-yard receiving game on Oct. 24 at Baltimore, when he caught eight passes for 201 yards, including a highlight-reel 82-yard TD ... Posted at least 50 receiving yards and had catches of 30 or more yards in each of first seven games ... His two fourth-quarter TDs (17 and 32 yards) on Dec. 12 vs. San Francisco helped Cincinnati overcome 14-point fourth-quarter deficit and force OT ... In AFC North-clinching win over Kansas City on Jan. 2, posted 11 catches for 266 yards and three TDs; receiving yardage total was a single-game Bengals record, NFL rookie record and the most by any NFL player in 2021 ... Set NFL rookie records for postseason catches (25) and receiving yards (368), and scored one TD ... Topped 100 receiving yards in two of Cincinnati's four playoff games — 116 in Wild Card Playoff vs. Las Vegas, 109 in Divisional Playoff at Tennessee — and became the first rookie in NFL history with multiple 100-yard receiving games in a postseason ... His two-yard TD in AFC Championship win at Kansas City tied the game in the third quarter and completed Cincinnati's 18-point comeback ... Played 95 percent of offensive snaps in Super Bowl LVI vs. L.A. Rams, and caught five passes for 89 yards.

Pro Bowl participation: Selected to one game (2021) as a starter for the AFC at WR ... Did not play in 2021 season game, as Bengals advanced to Super Bowl LVI.

College: Played two seasons (2018-19) at Louisiana State ... Did not play in 2020; took part in offseason practices, but opted out in August due to COVID-19 ... Played in 27 career games (21 starts), and caught 98 passes for 2093 yards and 23 TDs ... As a sophomore in 2019, helped lead LSU to undefeated season and national championship, and won the Biletnikoff Award as college football's top receiver ... Was No. 1 target for current Bengals and former LSU QB Joe Burrow, and caught 84 passes for 1780 yards (second in nation) and 20 TDs (led nation); receiving yardage and TD totals were both single-season SEC records ... Averaged 21.2 yards per catch in 2019, and in 14 starts posted nine 100-yard receiving games, including three 200-yard games ... Had nine catches for 221 yards and two TDs in national title game vs. Clemson ... Caught six passes for 140 yards and a TD in top-five matchup at Alabama ... Played in all 13 games (seven starts) as a true freshman in 2018, and caught 23 passes for 313 yards and three TDs.

High school/personal: Hometown is Metairie, La. (outside New Orleans) ... Attended Archbishop Rummel High School in Metairie, La., where he caught 115 career passes for 2152 yards and 30 TDs ... As a senior, hauled in 61 catches for 1011 yards and 15 TDs while helping team to state quarterfinals ... Played in 2018 Under Armour All-American Game ... Also participated in track and field, and won Louisiana 5A state title in the long jump as a junior ... First-ever Bengals draft pick born in the 21st century (March 1, 2000) ... First player in Bengals history to wear uniform No. 1 ... Sport Administration major at LSU.

JA'MARR CHASE'S STATISTICS

YEAR	TEAM	G-S	RECEIVING					RUSHING					SCORING					
			NO	YDS	AVG	LG	TD	ATT	YDS	AVG	LG	TD	TD	TD-R	TD-P	TD-Rt	2-PtC	PTS
2021	Cincinnati	17-17	81	1455	18.0	82t	13	7	21	3.0	10	0	13	0	13	0	0	78
CAREER		17-17	81	1455	18.0	82t	13	7	21	3.0	10	0	13	0	13	0	0	78

RECEIVING SINGLE-GAME HIGHS: RECEPTIONS—11 (1-2-22 vs. Kansas City). YARDS—266 (1-2-22 vs. Kansas City). LONG—82t (10-24-21 at Baltimore). TOUCHDOWNS—3 (1-2-22 vs. Kansas City).

RUSHING SINGLE-GAME HIGHS: ATTEMPTS—2 (two times; most recently on 11-21-21 at Las Vegas). YARDS—9 (10-31-21 at N.Y. Jets). LONG—10 (11-21-21 at Las Vegas). TOUCHDOWNS—(none).

POSTSEASON

YEAR	TEAM	G-S	RECEIVING					RUSHING					SCORING					
			NO	YDS	AVG	LG	TD	ATT	YDS	AVG	LG	TD	TD	TD-R	TD-P	TD-Rt	2-PtC	PTS
2021	Cincinnati	4-4	25	368	14.7	57	1	6	32	5.3	15	0	1	0	1	0	0	6
CAREER		4-4	25	368	14.7	57	1	6	32	5.3	15	0	1	0	1	0	0	6

2021 REGULAR-SEASON GAME-BY-GAME

DATE	OPPONENT	RECEIVING					RUSHING				
		NO	YDS	AVG	LG	TD	ATT	YDS	AVG	LG	TD
9-12	MINNESOTA	5	101	20.2	50t	1	1	-2	-2.0	-2	0
9-19	at Chicago	2	54	27.0	42t	1	0	0	—	—	0
9-26	at Pittsburgh	4	65	16.3	34t	2	0	0	—	—	0
9-30	JACKSONVILLE	6	77	12.8	44	0	0	0	—	—	0
10-10	GREEN BAY	6	159	26.5	70t	1	0	0	—	—	0
10-17	at Detroit	4	97	24.3	53	0	0	0	—	—	0
10-24	at Baltimore	8	201	25.1	82t	1	0	0	—	—	0
10-31	at N.Y. Jets	3	32	10.7	21	1	1	9	9.0	9	0
11-7	CLEVELAND	6	49	8.2	15	0	2	0	0.0	0	0
11-14	— BYE —										
11-21	at Las Vegas	3	32	10.7	17	1	2	8	4.0	10	0
11-28	PITTSBURGH	3	39	13.0	16	0	0	0	—	—	0
12-5	L.A. CHARGERS	5	52	10.4	14	0	0	0	—	—	0
12-12	SAN FRANCISCO	5	77	15.4	32t	2	1	6	6.0	6	0
12-19	at Denver	1	3	3.0	3	0	0	0	—	—	0
12-26	BALTIMORE	7	125	17.9	22	0	0	0	—	—	0
1-2	KANSAS CITY	11	266	24.2	72t	3	0	0	—	—	0
1-9	at Cleveland	2	26	13.0	24	0	0	0	—	—	0
TOTALS		81	1455	18.0	82t	13	7	21	3.0	10	0



CHRISMAN, DRUE

P #4**Height:** 6-3**Weight:** 211**College:** Ohio State**Experience:** 1st-year player in 2022**2021 games-starts:** 0-0 (0-0 Cin.; 0-0 Pitt.)**Career games-starts:** 0-0**Born:** 6-30-97**Hometown:** Lawrenceburg, Ind.**Acquired:** FA'21

A native of Lawrenceburg, Ind., roughly 35 minutes from Paul Brown Stadium, Chrisman signed with hometown Bengals as a college free agent in 2021 ... Spent rookie offseason with Cincinnati, then had four separate stints on the Bengals' practice squad throughout the regular season and playoffs ... Signed Reserve/Future deal with Bengals on Feb. 7, but was not technically with the team until after their appearance in Super Bowl LVI ... Played collegiately at Ohio State, where he served as the team's primary punter for four seasons (2017-20) and averaged 44.0 yards per kick ... Attended Cincinnati's La Salle High School, where he was a punter and placekicker, and helped his team to Division II state titles in his junior and senior seasons (2014 and '15).

Career transactions: Signed with Cincinnati as college free agent on 5-14-21 ... Waived by Bengals on 8-31-21 ... Signed to Bengals practice squad on 9-1-21 ... Released from Bengals practice squad on 9-7-21 ... Re-signed to Bengals practice squad on 10-5-21 ... Released from Bengals practice squad on 10-12-21 ... Signed to Pittsburgh practice squad on 12-8-21 ... Released from Steelers practice squad on 12-10-21 ... Signed to Cincinnati practice squad on 12-14-21 ... Released from Bengals practice squad on 12-17-21 ... Re-signed to Bengals practice squad on 12-20-21 ... Released from Bengals practice squad on 1-18-22 ... Signed to Bengals roster (Reserve/Future) on 2-7-22.

Pro career: 2021—Did not play as a rookie ... Spent offseason with Bengals, and then during the season had four separate stints on Cincinnati's practice squad, with the last one ending on Jan. 18 ... Also briefly spent time on Pittsburgh's practice squad ... Signed to Reserve/Future list on Feb. 7, but was

not technically on the roster or practice squad until after the team's appearance in Super Bowl LVI.

College: Spent five years (2016-20) at Ohio State, with a redshirt season in '16 ... Served as Buckeyes' primary punter in each of his four seasons of action (2017-20) ... Averaged 44.0 yards (fourth in school history) on 185 career punts, with 83 inside-20s ... Dropped 44.9 percent of his career punts inside the 20-yard line ... Academic All-Big Ten honoree and OSU Scholar Athlete in each of his four seasons ... As a senior in 2020, averaged career-best 45.0 gross yards per punt for national runner-up Buckeyes ... Semifinalist for Ray Guy Award (college football's top punter) in both 2017 and '18.

High school/personal: Hometown is Lawrenceburg, Ind. (outside Cincinnati) ... Attended La Salle High School in Cincinnati ... Served as Lancers' punter and placekicker, helping team to back-to-back Division II state titles as a junior and senior (2014 and '15) ... Played in 2016 Army All-American Game ... First-team all-state (AP) as senior ... Made headlines at Ohio State's 2019 spring game, when he proposed to his then-girlfriend (now wife), Avery, at halftime in front of the entire stadium; the proposal was part of a staged FG kicking contest, in which Avery kicked, and he popped the question on one knee while serving as the "holder" ... Gained attention on social media during college career with "bottle-flip" videos of himself, in which he flips over slightly filled bottles of water in different situations and gets them to stand upright ... Graduated from Ohio State with degree in consumer and family financial services.

NOTE ABOUT NFL EXPERIENCE: Chrisman did not earn an accrued year of experience toward NFL free agency in 2021.

DRUE CHRISMAN'S STATISTICS

			PUNTING										SPECIAL TEAMS							
YEAR	TEAM	G-S	NO	YDS	AVG	OPP RET	RET YDS	NET	TB	IN-20	LG	BLK	ST	AT	TT	FF	FR- YDS	BP	BFG	BXP
2021	Cincinnati	0-0																		
	Pittsburgh	0-0																		
CAREER		0-0	0	0	—	0	0	—	0	0	—	0	—	—	—	—	—	—	—	—

POSTSEASON

			PUNTING										SPECIAL TEAMS							
YEAR	TEAM	G-S	NO	YDS	AVG	OPP RET	RET YDS	NET	TB	IN-20	LG	BLK	ST	AT	TT	FF	FR- YDS	BP	BFG	BXP
2021	Cincinnati	0-0																		
CAREER		0-0	0	0	—	0	0	—	0	0	—	0	—	—	—	—	—	—	—	—

* NOTE: Chrisman was on the practice squad for four regular-season games and one postseason game with Cincinnati and one regular-season game with Pittsburgh in 2021.



COCHRAN, DEVIN

OT #76

Height: 6-7
Weight: 310
College: Georgia Tech
Experience: Rookie in 2022

2021 games-starts: 0-0
Career games-starts: 0-0
Born: 7-17-98
Hometown: Athens, Ga.
Acquired: CFA'22

Joined the Bengals in May as a college free agent ... Spent his senior season at Georgia Tech (2021) after three years (2016-19) at Vanderbilt ... Earned All-ACC Honorable Mention at LT ... Chose not to enroll at Georgia Tech for the 2020 season ... Started all 44 games he appeared in during college career ... Lined up primarily at LT ... Brings in prototypical size for an NFL OL, standing alongside Isaiah Prince and Cordell Volson as the tallest players on the Bengals roster (6-7) ... Put up more than 20 reps on the bench press at Georgia Tech's pro day.

Career transactions: Signed with Cincinnati as college free agent on 5-13-22.

College highlights: Spent three seasons (2016-19) at Vanderbilt before transferring to Georgia Tech for senior campaign (2021). **2021**—Started all 12 games at LT ... Named Honorable Mention All-ACC ... Served as a team captain in lone season with the Georgia Tech program ... Blocked for two RBs that received All-ACC recognition. **2020**—Did not enroll at Georgia Tech in 2020

during season shortened by COVID-19 pandemic. **2019**—Started final nine games of the season at Vanderbilt, after missing first three due to injury ... Blocked for RB Ke'Shawn Vaughn, who ranked in the top 10 in the SEC in rushing yards (1028) and TDs (nine). **2018**—Started all 13 games and played more than 96 percent of the team's offensive snaps ... Helped Vaughn rush for 1243 yards, the second-most in a season in program history ... Blocked for an offense that recorded 419.8 total yards per game. **2017**—Played and started 10 games as a redshirt freshman ... Part of offensive line that allowed just 19 sacks, 13 fewer than the previous season. **2016**—Redshirted his freshman season.

High school: Attended Greater Atlanta Christian School in Norcross, Ga. ... Started at OT as a senior, not allowing a sack while helping lead his team to a 12-2 record ... First-team all-state selection ... Also participated in track & field.

Personal: Hometown is Norcross, Ga. ... Earned a bachelor's degree in human and organizational development from Vanderbilt.



COLLINS, LA'EL

OT #71

Height: 6-4

Weight: 314

College: Louisiana State

Experience: 8th-year player in 2022

2021 games-starts: 12-10 (Dall.)

Career games-starts: 74-71

Born: 7-26-93

Hometown: Baton Rouge, La.

Acquired: FA'22

The 6-4, 320-pound Collins joined Cincinnati in March as a free agent, and is expected to fill Bengals' No. 1 ROT role in 2022 ... Spent first seven seasons (2015-21) with Dallas, where he was a staple on some of the top offensive lines in football ... Began career at LG from 2015-16, before taking over at ROT from '17-21 ... Missed majority of 2016 (toe) and all of '20 (hip) ... Spent four healthy seasons (2017-19 and '21) as Cowboys' No. 1 ROT — Dallas led NFL in total offense last two of those seasons ('19 and '21), ranked in top 10 in rushing offense in all four, and three times (2017, '19 and '21) ranked within top 11 teams in fewest sacks allowed ... Blocked for 1000-yard rusher in four of his five healthy seasons (including one at LG) in Dallas, with only outlier being 2017 when Ezekiel Elliott fell 17 yards shy of 1000 after serving six-game suspension ... Enters 2022 with starts in 71 of 74 career games played ... Originally a CFA signee of Cowboys in 2015 ... Played first three seasons (2015-17) under Bengals offensive line coach Frank Pollack, who was Dallas' offensive line coach at the time, and credited Pollack as key factor in choosing to sign with Cincinnati.

Career transactions: Signed with Dallas Cowboys as college free agent on 5-8-15 ... Signed contract extension with Cowboys on 7-26-17 ... Signed contract extension with Cowboys on 1-22-18 ... Signed contract extension with Cowboys on 9-3-19 ... Signed contract extension with Cowboys on 3-16-20 ... Signed contract extension with Cowboys on 3-10-21 ... Contract terminated by Cowboys on 3-17-22 ... Signed with Cincinnati as free agent on 3-21-22.

Pro career: 2015—Played in 12 games (11 starts) as a rookie for Dallas, seeing action at LG ... Made NFL debut on Sept. 20 at Philadelphia, rotating series at LG with Mackenzy Bernadeau after Cowboys' starter, Ronald Leary was sidelined ... Made first career start the following week, on Sept. 27 vs. Atlanta, and held onto the spot for the remainder of the season ... Aided blocking effort for 1000-yard rushing season by RB Darren McFadden. **2016—**Started first three games at LG for Cowboys, before suffering toe injury in Week 3 that required surgery and landed him on Reserve/Injured for remainder of season. **2017—**Made switch to ROT, and started all 16 games ... Helped Dallas top 2000 rushing yards as a team and rank second in the NFL in rushing offense (135.6 per game) ... Dallas allowed 32 sacks on the season, tied for 10th fewest leaguewide. **2018—**Started all 16 regular-season games and both postseason games at ROT for Dallas ... Helped RB Ezekiel Elliott lead the NFL in rushing yardage (1434 yards) ... Aided blocking effort for Dallas offense which, for the first time in team history, had a 4000-yard passer (Dak Prescott), 1000-yard rusher (Elliott) and two 1000-yard receivers (Amari Cooper and Michael Gallup) ... In Wild Card Playoff vs. Seattle, helped Ezekiel Elliott rush for 137 yards and a TD on 27 carries (5.3 average). **2019—**Started 15 games at ROT, missing one (Oct. 13 at N.Y. Jets) with a knee injury ... Helped Cowboys lead the NFL in total offense (431.5 yards per game), rank second in passing offense (296.9) and rank fifth in rushing offense (134.5), while also allowing the second-fewest sacks (23) in the league ... Dallas' 6904 total yards and 379 first downs on the season were both team records ... Helped the Dallas offense to three games with 500 yards of offense, along with nine other 400-plus yard performances ... Aided

blocking effort for RB Ezekiel Elliott's 1357 rushing yards (fourth in NFL). **2020—**Did not play ... Suffered hip injury prior to start of Dallas' training camp and was placed Sept. 7 on Reserve/Injured, where he spent the entire season. **2021—**Played in 12 regular-season games (10 starts at ROT) and one postseason game (start at ROT) for Dallas ... Helped Cowboys lead the NFL in total offense (407.0) and rank ninth in rushing offense (124.6), and blocked for Ezekiel Elliott's 1002 rushing yards ... Missed Games 1-6 while on Reserve/Suspended by Commissioner list ... Returned from suspension in Game 7 (Oct. 31 at Minnesota) and played as a reserve, then returned to starting ROT spot the following week (Nov. 7 at Denver) ... Started all but one game (Nov. 25 vs. Las Vegas) at ROT the remainder of regular season and postseason.

College: Spent four seasons (2011-14) at Louisiana State University, and played in 45 games (38 starts) ... Reserve offensive lineman as a freshman, started at LG as a sophomore, then started at LT as a junior and senior ... As a senior in 2014, was awarded the Jacobs Blocking Trophy as the top offensive lineman in the SEC, as voted by league coaches ... Also as a senior, earned USA Today and AP second-team All-America honors, and first-team All-SEC by coaches and AP.

High school/personal: Hometown is Baton Rouge, La. ... Attended Redemptorist High School, where he was named to the Louisiana 3A All-State team his final three seasons ... Earned Parade All-American honors as a senior, and was considered one of the top prep offensive linemen in the country ... Played in 2011 Under Armour All-American Game ... High school teammates at Redemptorist with former Bengals RB Jeremy Hill, whom he also played with at LSU (Collins was one year ahead of Hill) ... First name is pronounced "luh-ELL."

LA'EL COLLINS' STATISTICS

GAMES-STARTS

YEAR	TEAM	GAMES	STARTS
2015	Dallas.....	12	11
2016	Dallas.....	3	3
2017	Dallas.....	16	16
2018	Dallas.....	16	16
2019	Dallas.....	15	15
2020	Dallas.....	*DID NOT PLAY	
2021	Dallas.....	12	10
CAREER		74	71

POSTSEASON

GAMES-STARTS

YEAR	TEAM	GAMES	STARTS
2016	Dallas.....	*DID NOT PLAY	
2018	Dallas.....	2	2
2021	Dallas.....	1	1
CAREER		3	3

* NOTE: Collins was on the Reserve/Injured list for one postseason game in 2016. In 2020, he was on the Reserve/Injured list for 16 regular-season games.



DARAMY-SWARAY, ABU

CB #43

Height: 5-9
Weight: 185
College: Colgate
Experience: Rookie in 2022

2021 games-starts: 0-0
Career games-starts: 0-0
Born: 6-10-96
Hometown: Columbus, Ohio
Acquired: FA'22

Signed with the Bengals in May as a free agent ... Participated in Cincinnati's rookie minicamp as a tryout player before signing ... Spent the 2021 season with the Potsdam Royals of the German Football League ... Played four seasons (2016-19) at Colgate University, earning FCS All-America status twice ... Lined up primarily as a slot CB in college and participated in punt return drills at rookie minicamp ... Born in Bo, Sierra Leone and grew up in Columbus, Ohio.

Career transactions: Signed with Cincinnati as a free agent on 5-13-22.

Senior defensive assistant Mark Duffner says: "He's got a great story, but you can also see the talent. Starting from the top with Mr. [Mike] Brown, everyone felt he deserves a chance."

2021 highlights: Played 12 games for the Potsdam Royals of the German Football League ... Recorded 39 tackles (34 solo), two INTs and nine PDs ... Totaled 450 return yards and one kickoff return for a TD ... Rushed for 69 yards on three carries (23.0), with two TDs.

College highlights: Played in 44 games with 37 starts over four seasons (2016-19) at Colgate ... Recorded 155 tackles (112 solo), five INTs, 25 PBUs and one sack ... Made an impact on special teams with two blocked kicks, 70 PRs for 9.3-yard average and 42 KORs for 20.8-yard average. **2019**—FCS fourth-team All-America selection by Phil Steele ... First-team All-Patriot League ... Started all 12 games at DB ... Ranked fourth on the team with 54 tackles (37

solo) ... Led his team and ranked second in Patriot League with 10 PBUs ... Had 1.5 TFLs ... Blocked two kicks on special teams ... Rushed for 20 yards on five carries (4.0) and one TD. **2018**—Associated Press FCS third-team All-American ... First-team All-Patriot League ... Started 11 games ... Recorded 28 tackles (16 solo), three INTs and two PBUs ... Had 13 PRs for 15.6-yard average, including a 77-yard TD ... Helped Colgate lead FCS in scoring defense (9.3 points allowed per game) and opponent QB rating (88.77). **2017**—Started 11 games, registering 51 tackles (team-high 40 solo), two INTs, nine PBUs and one sack ... Returned 15 kickoffs for 19.8-yard average ... Led Patriot League with 7.9-yard PR average on 16 attempts ... Also competed for the Colgate track & field team. **2016**—Appeared in 10 games, making three starts ... Recorded 22 tackles (19 solo), with four PBUs ... Had 190 PR yards on 26 attempts (7.3) and 556 KOR yards on 26 attempts (21.4) ... Named Colgate's Rookie of the Year.

High school: Attended Choate Rosemary Hall in Wallingford, Conn., for one season after three years at Westerville South High School in Westerville, Ohio ... In lone season at Choate, recorded six INTs with two pick-sixes, had three rushing TDs and eight receiving TDs ... All-OCC, All-District and All-Metro at Westerville South ... Had over 22 all-purpose TDs as a WR, RB, KOR, PR and DB ... Also competed in basketball, track & field and rugby.

Personal: Hometown is Columbus, Ohio ... Majored in Africana and Latin American studies at Colgate ... Moved to the U.S. from Sierra Leone at age four with his mother, Dusu Swaray ... First name is pronounced "ah-BOO" and last name is pronounced "duh-RAH-mee-SWAH-ray."



DAVIS, JALEN

CB #35**Height:** 5-10**Weight:** 190**College:** Utah State**Experience:** 3rd-year player in 2022**2021 games-starts:** 15-0**Career games-starts:** 26-0**Born:** 2-2-96**Hometown:** La Mesa, Calif.**Acquired:** FA'20

Reserve DB and special teams contributor has played in 22 games (including playoffs) for the Bengals since joining the team in mid-2020 ... Had five tackles in 56 defensive snaps for AFC Champion Bengals in 2021 regular season, and added two tackles and a FF on special teams ... Ankle injury caused him to miss final two regular-season games and first three playoff games in 2021, but he returned to field for Super Bowl LVI ... Originally a college free agent signee of the Miami Dolphins in 2018, then later spent time with the Arizona Cardinals.

Career transactions: Signed with Miami as college free agent on 5-11-18 ... Waived by Dolphins on 9-1-18 ... Signed to Dolphins practice squad on 9-2-18 ... Signed to Dolphins roster on 12-8-18 ... Waived by Dolphins on 8-31-19 ... Signed to Arizona practice squad on 9-3-19 ... Signed to Cardinals roster on 12-7-19 ... Waived by Cardinals on 8-31-20 ... Signed to Cardinals practice squad on 9-16-20 ... Released from Cardinals practice squad on 10-20-20 ... Signed to Cincinnati practice squad on 10-27-20 ... Signed to Bengals roster on 11-28-20 ... Signed contract extension with Bengals on 3-3-21 ... Signed contract extension with Bengals on 3-1-22.

Pro career: 2018—Played in three games as a rookie for Miami ... Totaled six tackles, a sack and a FF ... Spent first 12 games on Dolphins' practice squad, before moving to roster and playing in three of final four contests ... Active/DNP Dec. 16 at Minnesota ... Made NFL debut on Dec. 9 vs. New England (no statistics) ... On Dec. 23 vs. Jacksonville, recorded a third-down sack of Cody Kessler and a FF on WR Rashad Greene in the fourth quarter. **2019**—Played in two games for Arizona ... Waived by Dolphins at final cuts, and signed Sept. 3 to Cardinals' practice squad, where he spent the first 12 games ... Promoted to active roster on Dec. 7, then was inactive for Games 13-14 ... Played as a reserve in final two contests. **2020**—Played in six

games (Games 9-13 and 16) for Cincinnati, and had four tackles ... Spent time on Arizona's practice squad early in season (did not see game action), before being released and signing to Cincinnati's practice squad on Oct. 27 ... Played for Cincinnati as a standard elevation in Games 9-10, and was also designated practice squad protected player for Game 10 ... Active/DNP for Games 14-15 ... Made Bengals debut on Nov. 15 at Pittsburgh, and played 70 percent of team's snaps as secondary was missing multiple players due to injuries and COVID-19; Totaled three tackles against Steelers. **2021**—Played in 15 regular-season games and one postseason game for AFC Champion Bengals ... Primarily a reserve DB, and saw 56 snaps on defense during the regular season, with five tackles and a PD ... Played 102 snaps on special teams during regular season, and had two tackles and a FF ... Inactive (ankle) for final two regular-season games and Wild Card Playoff, then was an active/DNP for Divisional Playoff and AFC Championship ... Returned to action in Super Bowl LVI against the L.A. Rams, and played three snaps on special teams (no statistics).

College: Played four seasons (2014-17) at Utah State ... Started 49 career games, and totaled 181 tackles, eight sacks, 11 INTs, school-record 48 PDs and four FFs.

High school/personal: Hometown is La. Mesa, Calif. (outside San Diego) ... Attended Helix High School, where he played WR and DB ... As a senior in 2013, he caught 48 passes for 649 yards and four TDs, and added four punt return TDs and two kickoff return TDs, while also earning league defensive player of the year honors ... Helped team to state title as a sophomore in 2011 ... Also competed in track and field ... Sociology major at Utah State.

NOTE ABOUT NFL EXPERIENCE: Davis did not earn an accrued year of experience toward NFL free agency in 2018 or '19.

JALEN DAVIS' STATISTICS

			DEFENSE							INTERCEPTIONS					SCORING				
YEAR	TEAM	G-S	ST	AT	TT	SKS-YDS	PD	FF	FR-YDS	NO	YDS	AVG	LG	TD	TD	TD-IntRt	TD-FRRt	S	PTS
2018	Miami	3-0	5	1	6	1-5	0	1	0-0	—	—	—	—	—	—	—	—	—	—
2019	Arizona	2-0	0	0	0	0-0	0	0	0-0	—	—	—	—	—	—	—	—	—	—
2020	Arizona	0-0	DID NOT PLAY*							DID NOT PLAY*					DID NOT PLAY*				
2021	Cincinnati	6-0	3	1	4	0-0	0	0	0-0	—	—	—	—	—	—	—	—	—	—
	Cincinnati	15-0	0	5	5	0-0	1	0	0-0	—	—	—	—	—	—	—	—	—	—
MIA. TOTALS		3-0	5	1	6	1-5	0	1	0-0	—	—	—	—	—	—	—	—	—	—
ARIZ. TOTALS		2-0	0	0	0	0-0	0	0	0-0	—	—	—	—	—	—	—	—	—	—
CIN. TOTALS		21-0	3	6	9	0-0	1	0	0-0	—	—	—	—	—	—	—	—	—	—
CAREER		26-0	8	7	15	1-5	1	1	0-0	—	—	—	—	—	—	—	—	—	—

* NOTE: Davis was on the practice squad for five regular-season games with Arizona in 2020.

YEAR	TEAM	SPECIAL TEAMS								KICKOFF RETURNS						PUNT RETURNS					
		ST	AT	TT	FF	FR-YDS	BP	BFG	BXP	NO	YDS	AVG	FC	LG	TD	NO	YDS	AVG	FC	LG	TD
2021	Cincinnati	2	0	2	1	0-0	0	0	0	—	—	—	—	—	—	—	—	—	—	—	—
CAREER		2	0	2	1	0-0	0	0	0	—	—	—	—	—	—	—	—	—	—	—	—


POSTSEASON

			DEFENSE							INTERCEPTIONS					SCORING				
YEAR	TEAM	G-S	ST	AT	TT	SKS-YDS	PD	FF	FR-YDS	NO	YDS	AVG	LG	TD	TD	TD-IntRt	TD-FRRt	S	PTS
2021	Cincinnati	1-0	0	0	0	0-0	0	0	0-0	—	—	—	—	—	—	—	—	—	—
CAREER		1-0	0	0	0	0-0	0	0	0-0	—	—	—	—	—	—	—	—	—	—

2021 REGULAR-SEASON GAME-BY-GAME

		DEFENSE									INTERCEPTIONS					
DATE	OPPONENT	ST	AT	TT	SKS-YDS	INT-YDS	PD	FF	FR-YDS	NO	YDS	AVG	LG	TD		
9-12	MINNESOTA	0	0	0	0-0	0-0	0	0	0-0	—	—	—	—	—		
9-19	at Chicago	0	0	0	0-0	0-0	0	0	0-0	—	—	—	—	—		
9-26	at Pittsburgh	0	0	0	0-0	0-0	0	0	0-0	—	—	—	—	—		
9-30	JACKSONVILLE	0	0	0	0-0	0-0	0	0	0-0	—	—	—	—	—		
10-10	GREEN BAY	0	0	0	0-0	0-0	0	0	0-0	—	—	—	—	—		
10-17	at Detroit	0	2	2	0-0	0-0	0	0	0-0	—	—	—	—	—		
10-24	at Baltimore	0	2	2	0-0	0-0	1	0	0-0	—	—	—	—	—		
10-31	at N.Y. Jets	0	0	0	0-0	0-0	0	0	0-0	—	—	—	—	—		
11-7	CLEVELAND	0	0	0	0-0	0-0	0	0	0-0	—	—	—	—	—		
11-14	— BYE —															
11-21	at Las Vegas	0	0	0	0-0	0-0	0	0	0-0	—	—	—	—	—		
11-28	PITTSBURGH	0	1	1	0-0	0-0	0	0	0-0	—	—	—	—	—		
12-5	L.A. CHARGERS	0	0	0	0-0	0-0	0	0	0-0	—	—	—	—	—		
12-12	SAN FRANCISCO	0	0	0	0-0	0-0	0	0	0-0	—	—	—	—	—		
12-19	at Denver	0	0	0	0-0	0-0	0	0	0-0	—	—	—	—	—		
12-26	BALTIMORE	0	0	0	0-0	0-0	0	0	0-0	—	—	—	—	—		
1-2	KANSAS CITY				INACTIVE						INACTIVE					
1-9	at Cleveland				INACTIVE						INACTIVE					
TOTALS		0	5	5	0-0	0-0	1	0	0-0	—	—	—	—	—		

		SPECIAL TEAMS								KICKOFF RETURNS						PUNT RETURNS					
DATE	OPPONENT	ST	AT	TT	FF	FR-YDS	BP	BFG	BXP	NO	YDS	AVG	FC	LG	TD	NO	YDS	AVG	FC	LG	TD
9-12	MINNESOTA	0	0	0	0	0-0	0	0	0	—	—	—	—	—	—	—	—	—	—	—	—
9-19	at Chicago	0	0	0	0	0-0	0	0	0	—	—	—	—	—	—	—	—	—	—	—	—
9-26	at Pittsburgh	0	0	0	0	0-0	0	0	0	—	—	—	—	—	—	—	—	—	—	—	—
9-30	JACKSONVILLE	1	0	1	1	0-0	0	0	0	—	—	—	—	—	—	—	—	—	—	—	—
10-10	GREEN BAY	0	0	0	0	0-0	0	0	0	—	—	—	—	—	—	—	—	—	—	—	—
10-17	at Detroit	1	0	1	0	0-0	0	0	0	—	—	—	—	—	—	—	—	—	—	—	—
10-24	at Baltimore	0	0	0	0	0-0	0	0	0	—	—	—	—	—	—	—	—	—	—	—	—
10-31	at N.Y. Jets	0	0	0	0	0-0	0	0	0	—	—	—	—	—	—	—	—	—	—	—	—
11-7	CLEVELAND	0	0	0	0	0-0	0	0	0	—	—	—	—	—	—	—	—	—	—	—	—
11-14	— BYE —																				
11-21	at Las Vegas	0	0	0	0	0-0	0	0	0	—	—	—	—	—	—	—	—	—	—	—	—
11-28	PITTSBURGH	0	0	0	0	0-0	0	0	0	—	—	—	—	—	—	—	—	—	—	—	—
12-5	L.A. CHARGERS	0	0	0	0	0-0	0	0	0	—	—	—	—	—	—	—	—	—	—	—	—
12-12	SAN FRANCISCO	0	0	0	0	0-0	0	0	0	—	—	—	—	—	—	—	—	—	—	—	—
12-19	at Denver	0	0	0	0	0-0	0	0	0	—	—	—	—	—	—	—	—	—	—	—	—
12-26	BALTIMORE	0	0	0	0	0-0	0	0	0	—	—	—	—	—	—	—	—	—	—	—	—
1-2	KANSAS CITY					INACTIVE					INACTIVE						INACTIVE				
1-9	at Cleveland					INACTIVE					INACTIVE						INACTIVE				
TOTALS		2	0	2	1	0-0	0	0	0	—	—	—	—	—	—	—	—	—	—	—	—



DAVIS-GAITHER, AKEEM

LB #59**Height:** 6-2**Weight:** 228**College:** Appalachian State**Experience:** 3rd-year player in 2022**2021 games-starts:** 9-0**Career games-starts:** 25-2**Born:** 9-21-97**Hometown:** Thomasville, N.C.**Acquired:** D4'20

A 2020 Bengals fourth-round pick, Davis-Gaither showed continued progression in his second year before a left foot injury ended his season after nine games ... Saw time as a rotational LB on defense in 2021, and prior to injury had recorded 26 tackles, three PDs and a FF ... Enters 2022 having played 521 snaps on defense and 442 on special teams over 25 career games ... Played in all 16 games as a rookie and totaled 26 tackles, a half sack, an INT and three PDs ... Capped a productive college career at Appalachian State by being named the 2019 Sun Belt Conference Defensive Player of the Year ... Coached by the Bengals' staff at the 2020 Senior Bowl (South team) ... His father, Keith Gaither, is longtime assistant coach in the college ranks, and is currently the special teams coordinator/running backs coach at the University of Virginia.

Career transactions: Selected by Cincinnati in fourth round of 2020 NFL Draft (107th overall) ... Signed with Bengals on 7-21-20.

Pro career: 2020—Played in all 16 games (two starts) for Bengals as a rookie ... Saw time mostly as a rotational linebacker, and played 29.6 percent of team's defensive snaps ... Totaled 26 tackles, a half sack, one INT and three PDs on defense, along with five tackles on special teams ... Both starts (Games 5 and 16) were as a third LB ... Made NFL debut in season opener on Sept. 13 vs. L.A. Chargers, and made three tackles ... Got into sack column for first time on Oct. 4 vs. Jacksonville, with a half sack of Gardner Minshew on a third down that forced a Jaguars punt ... Made first career start on Oct. 11 at Baltimore, and recorded four tackles and a PD ... Logged season-high 10 tackles

in season finale vs. Baltimore, and recorded first career INT when he hauled in a tipped pass from Lamar Jackson in the second quarter. **2021**—Played in Bengals' first nine regular-season games, before suffering a season-ending left foot injury on Nov. 7 vs. Cleveland ... Saw 207 snaps on defense and totaled 26 tackles, three PDs and a FF ... Saw 151 snaps on special teams and recorded two tackles ... Placed Nov. 9 on Reserve/Injured, where he remained through Cincinnati's run to Super Bowl LVI.

College: Spent five seasons (2015-19) at Appalachian State, with a redshirt year in '15 ... Played in 55 career games and totaled 258 tackles, including 28 for losses and eight sacks, with 17 pass breakups, one INT, two FFs and a blocked FG ... In his five college seasons, he helped App State to a 54-12 record, a 5-0 mark in bowl games and four straight conference titles ... Named Sun Belt Conference Defensive Player of the Year as a senior in 2019.

High school/personal: Hometown is Thomasville, N.C. (outside Greensboro) ... Attended Thomasville High School, where as a senior he totaled 115 tackles, including 33 for losses and five sacks, along with two FFs ... In addition to LB duties, he also played RB and posted eight rushing TDs over his final two seasons ... A multi-sport athlete, he earned three varsity letters in track and field, two in basketball and one in baseball ... His father, Keith Gaither, is a longtime assistant coach in the college ranks, and is currently special teams coordinator/running backs coach at the University of Virginia ... First name is pronounced "AH-keem" and last name is pronounced "DAY-viss-GAY-thur."

AKEEM DAVIS-GAITHER'S STATISTICS

YEAR	TEAM	G-S	DEFENSE						INTERCEPTIONS						SCORING				
			ST	AT	TT	SKS-YDS	PD	FF	FR-YDS	NO	YDS	AVG	LG	TD	TD	TD-IntRt	TD-FRRt	S	PTS
2020	Cincinnati	16-2	16	10	26	0.5-0	3	0	0-0	1	0	0.0	0	0	—	—	—	—	—
2021	Cincinnati	9-0	19	7	26	0-0	3	1	0-0	0	0	—	—	0	—	—	—	—	—
CAREER		25-2	35	17	52	0.5-0	6	1	0-0	1	0	0.0	0	0	—	—	—	—	—
YEAR	TEAM	G-S	SPECIAL TEAMS						KICKOFF RETURNS						PUNT RETURNS				
			ST	AT	TT	FF	FR-YDS	BP	BFG	BXP	NO	YDS	AVG	FC	LG	TD	NO	YDS	AVG
2020	Cincinnati	16-2	4	1	5	0	0-0	0	0	0	—	—	—	—	—	—	—	—	—
2021	Cincinnati	9-0	2	0	2	0	0-0	0	0	0	—	—	—	—	—	—	—	—	—
CAREER		25-2	6	1	7	0	0-0	0	0	0	—	—	—	—	—	—	—	—	—

POSTSEASON

YEAR	TEAM	G-S	DEFENSE						INTERCEPTIONS						SCORING				
			ST	AT	TT	SKS-YDS	PD	FF	FR-YDS	NO	YDS	AVG	LG	TD	TD	TD-IntRt	TD-FRRt	S	PTS
2021	Cincinnati	0-0	DID NOT PLAY*						DID NOT PLAY*						DID NOT PLAY*				
CAREER		0-0	0	0	0	0-0	0	0	0-0	—	—	—	—	—	—	—	—	—	—

* NOTE: Davis-Gaither was on the Reserve/Injured list for three postseason games and on the the Reserve/COVID-19 list for one postseason with Cincinnati in 2021.

2021 REGULAR-SEASON GAME-BY-GAME

		DEFENSE								INTERCEPTIONS				
DATE	OPPONENT	ST	AT	TT	SKS-YDS	INT-YDS	PD	FF	FR-YDS	NO	YDS	AVG	LG	TD
9-12	MINNESOTA	0	0	0	0-0	0-0	0	0	0-0	—	—	—	—	—
9-19	at Chicago	2	0	2	0-0	0-0	0	0	0-0	—	—	—	—	—
9-26	at Pittsburgh	5	2	7	0-0	0-0	0	0	0-0	—	—	—	—	—
9-30	JACKSONVILLE	2	0	2	0-0	0-0	1	0	0-0	—	—	—	—	—
10-10	GREEN BAY	1	1	2	0-0	0-0	0	0	0-0	—	—	—	—	—
10-17	at Detroit	5	0	5	0-0	0-0	1	0	0-0	—	—	—	—	—
10-24	at Baltimore	2	3	5	0-0	0-0	1	1	0-0	—	—	—	—	—
10-31	at N.Y. Jets	2	1	3	0-0	0-0	0	0	0-0	—	—	—	—	—
11-7	CLEVELAND	0	0	0	0-0	0-0	0	0	0-0	—	—	—	—	—
11-14	— BYE —													
11-21	at Las Vegas				RESERVE / INJURED						RESERVE / INJURED			
11-28	PITTSBURGH				RESERVE / INJURED						RESERVE / INJURED			
12-5	L.A. CHARGERS				RESERVE / INJURED						RESERVE / INJURED			
12-12	SAN FRANCISCO				RESERVE / INJURED						RESERVE / INJURED			
12-19	at Denver				RESERVE / INJURED						RESERVE / INJURED			
12-26	BALTIMORE				RESERVE / INJURED						RESERVE / INJURED			
1-2	KANSAS CITY				RESERVE / INJURED						RESERVE / INJURED			
1-9	at Cleveland				RESERVE / COVID-19						RESERVE / COVID-19			
TOTALS		19	7	26	0-0	0-0	3	1	0-0	—	—	—	—	—

DATE	OPPONENT	SPECIAL TEAMS								KICKOFF RETURNS							PUNT RETURNS						
		ST	AT	TT	FF	FR-YDS	BP	BFG	BXP	NO	YDS	AVG	FC	LG	TD		NO	YDS	AVG	FC	LG	TD	
9-12	MINNESOTA	0	0	0	0	0-0	0	0	0	—	—	—	—	—	—		—	—	—	—	—	—	
9-19	at Chicago	0	0	0	0	0-0	0	0	0	—	—	—	—	—	—		—	—	—	—	—	—	
9-26	at Pittsburgh	0	0	0	0	0-0	0	0	0	—	—	—	—	—	—		—	—	—	—	—	—	
9-30	JACKSONVILLE	0	0	0	0	0-0	0	0	0	—	—	—	—	—	—		—	—	—	—	—	—	
10-10	GREEN BAY	1	0	1	0	0-0	0	0	0	—	—	—	—	—	—		—	—	—	—	—	—	
10-17	at Detroit	0	0	0	0	0-0	0	0	0	—	—	—	—	—	—		—	—	—	—	—	—	
10-24	at Baltimore	1	0	1	0	0-0	0	0	0	—	—	—	—	—	—		—	—	—	—	—	—	
10-31	at N.Y. Jets	0	0	0	0	0-0	0	0	0	—	—	—	—	—	—		—	—	—	—	—	—	
11-7	CLEVELAND	0	0	0	0	0-0	0	0	0	—	—	—	—	—	—		—	—	—	—	—	—	
11-14	— BYE —																						
11-21	at Las Vegas					RESERVE / INJURED																	
11-28	PITTSBURGH					RESERVE / INJURED																	
12-5	L.A. CHARGERS					RESERVE / INJURED																	
12-12	SAN FRANCISCO					RESERVE / INJURED																	
12-19	at Denver					RESERVE / INJURED																	
12-26	BALTIMORE					RESERVE / INJURED																	
1-2	KANSAS CITY					RESERVE / INJURED																	
1-9	at Cleveland					RESERVE / COVID-19																	
TOTALS		2	0	2	0	0-0	0	0	0	—	—	—	—	—	—		—	—	—	—	—	—	



EUBANKS, NICK

TE #86**Height:** 6-5**Weight:** 256**College:** Michigan**Experience:** 1st-year player in 2022**2021 games-starts:** 0-0**Career games-starts:** 0-0**Born:** 11-21-96**Hometown:** Plantation, Fla.**Acquired:** FA'22

A first-year player out of the University of Michigan, Eubanks joined Cincinnati as a free agent in April 2022 ... Originally a 2021 college free agent signee of Dallas, and spent time with the Cowboys, Eagles and Lions as a rookie in 2021 ... Did not see game action as a rookie ... Played in 36 games (19 starts) in college at Michigan, and caught 45 passes for 578 yards and six TDs.

Career transactions: Signed with Dallas as college free agent on 5-14-21 ... Waived by Cowboys on 8-31-21 ... Signed to Philadelphia practice squad on 9-2-21 ... Released from Eagles practice squad on 10-11-21 ... Signed to Detroit practice squad on 11-9-21 ... Released from Lions practice squad on 1-11-22 ... Signed with Cincinnati as free agent on 4-5-22.

Pro career: 2021—Did not play ... Spent offseason with Dallas, then later spent time on the practice squads of Philadelphia and Detroit.

College: Spent five years (2016-20) at University of Michigan ... Played in 36 career games (19 starts), and caught 45 passes for 578 yards and six TDs ... In fifth season (2020), was voted team captain, was an Academic All-Big Ten selection, and in five games caught 10 passes for 117 yards.

High school/personal: Hometown is Plantation, Fla. ... Attended American Heritage High School in Plantation, and as a senior caught 23 passes for 344 yards and three TDs while helping his team to a FHSAA 5A state championship ... Graduated from Michigan with a degree in marketing and sales.

NICK EUBANKS' STATISTICS

			RECEIVING					RUSHING					SCORING						
YEAR	TEAM	G-S	NO	YDS	AVG	LG	TD	ATT	YDS	AVG	LG	TD	TD	TD-R	TD-P	TD-Rt	2-PtC	PTS	
2021	Philadelphia	0-0	DID NOT PLAY*					DID NOT PLAY*					DID NOT PLAY*						
	Detroit	0-0	DID NOT PLAY*					DID NOT PLAY*					DID NOT PLAY*						
PHIL. TOTALS		0-0	0	0	—	—	0	—	—	—	—	—	—	—	—	—	—	—	
DET. TOTALS		0-0	0	0	—	—	0	—	—	—	—	—	—	—	—	—	—	—	
CAREER		0-0	0	0	—	—	0	—	—	—	—	—	—	—	—	—	—	—	

* NOTE: Eubanks was on practice squad for five regular-season games with Philadelphia and nine regular-season games with Detroit in 2021.



EVANS, CHRIS

HB #25**Height:** 5-11**Weight:** 215**College:** Michigan**Experience:** 2nd-year player in 2022**2021 games-starts:** 14-1**Career games-starts:** 14-1**Born:** 10-5-97**Hometown:** Indianapolis, Ind.**Acquired:** D6b'21

A sixth-round pick of the Bengals in 2021, Evans earned a roster spot out of training camp and saw his playing time increase throughout his rookie season ... Known for his receiving ability out of the backfield, he caught 15 passes for 151 yards and two TDs during the regular season ... Took over as Cincinnati's primary KOR late in regular season, and kept that role throughout team's playoff run to Super Bowl LVI; he averaged 24.5 yards on 11 combined returns (regular season plus postseason) ... Spent five seasons (2016-20) at Michigan, where he averaged 5.6 yards per carry and scored 15 rushing TDs; also caught 49 career passes for 479 yards (9.8) and two TDs ... Bengals coaches say he first appeared on their radar during 2021 Senior Bowl practices, where they say he impressed with his hands and route-running ability.

Career transactions: Selected by Cincinnati in sixth round of 2021 NFL Draft (202nd overall) ... Signed with Bengals on 5-17-21.

Pro career: 2021—Played in 14 regular-season games (one start) and all four playoff games as a rookie for AFC Champion Bengals ... Carried 17 times for 77 yards (4.5 average) during the regular season, and caught 15 passes for 151 yards and two TDs ... Also took over as team's primary KOR late in the regular season, and averaged 29.0 yards on two returns during the regular season and 23.4 on nine returns in the playoffs ... Saw action on 95 plays on

offense and 116 on special teams during the regular season, as playing time progressed throughout the year ... Made NFL debut in season-opener vs. Minnesota, and played eight snaps on special teams (no statistics) ... His first career catch came on Sept. 19 at Chicago, and was a 14-yarder on third-and-18 that set up a 53-yard FG on the next play ... Scored first career TD — a 24-yard catch on a wheel route from QB Joe Burrow — on opening offensive possession on Oct. 17 at Detroit ... Made first career start in season finale at Cleveland, as Cincinnati rested its starters for the playoffs, and caught four passes for 24 yards and a TD while rushing seven times for 35 yards ... Played four snaps on offense and 11 on special teams in Super Bowl LVI, and had one catch for three yards.

College: Spent five seasons (2016-20) at the University of Michigan; did not play in '19 ... Played in 42 career games (six starts), and recorded 320 carries for 1795 yards (5.6) and 15 TDs ... Had three career 100-yard rushing games ... Also caught 49 passes for 479 yards and two TDs.

High school/personal: Hometown is Indianapolis, Ind. ... Attended Ben Davis High School in Indianapolis, where as a senior he rushed for 1115 yards and 15 TDs on 188 carries, while catching 40 passes for 511 yards and four TDs ... General studies major at Michigan.

CHRIS EVANS' STATISTICS

			RUSHING					RECEIVING					SCORING					
YEAR	TEAM	G-S	ATT	YDS	AVG	LG	TD	NO	YDS	AVG	LG	TD	TD	TD-R	TD-P	TD-Rt	2-PtC	PTS
2021	Cincinnati	14-1	17	77	4.5	13	0	15	151	10.1	24t	2	2	0	2	0	0	12
CAREER		14-1	17	77	4.5	13	0	15	151	10.1	24t	2	2	0	2	0	0	12

		SPECIAL TEAMS								KICKOFF RETURNS						PUNT RETURNS					
YEAR	TEAM	ST	AT	TT	FF	FR-YDS	BP	BFG	BXP	NO	YDS	AVG	FC	LG	TD	NO	YDS	AVG	FC	LG	TD
2021	Cincinnati	4	0	4	0	0-0	0	0	0	2	58	29.0	0	29	0	—	—	—	—	—	—
CAREER		4	0	4	0	0-0	0	0	0	2	58	29.0	0	29	0	—	—	—	—	—	—

RUSHING SINGLE-GAME HIGHS: ATTEMPTS—7 (1-9-22 at Cleveland). YARDS—35 (1-9-22 at Cleveland). LONG—13 (11-28-21 vs. Pittsburgh). TOUCHDOWNS—(None).

RECEIVING SINGLE-GAME HIGHS: RECEPTIONS—4 (1-9-22 at Cleveland). YARDS—49 (10-17-21 at Detroit). LONG—24t (10-17-21 at Detroit). TOUCHDOWNS—1 (two times; most recently 1-9-22 at Cleveland).

POSTSEASON

			RUSHING					RECEIVING					SCORING					
YEAR	TEAM	G-S	ATT	YDS	AVG	LG	TD	NO	YDS	AVG	LG	TD	TD	TD-R	TD-P	TD-Rt	2-PtC	PTS
2021	Cincinnati	4-0	2	13	6.5	9	0	1	3	3.0	3	0	—	—	—	—	—	—
CAREER		4-0	2	13	6.5	9	0	1	3	3.0	3	0	—	—	—	—	—	—

		SPECIAL TEAMS								KICKOFF RETURNS							PUNT RETURNS					
YEAR	TEAM	ST	AT	TT	FF	FR-YDS	BP	BFG	BXP	NO	YDS	AVG	FC	LG	TD	NO	YDS	AVG	FC	LG	TD	
2021	Cincinnati	1	0	1	0	0-0	0	0	0	9	211	23.4	32	0	—	—	—	—	—	—	—	
CAREER		1	0	1	0	0-0	0	0	0	9	211	23.4	32	0	—	—	—	—	—	—	—	

2021 REGULAR-SEASON GAME-BY-GAME

DATE	OPPONENT	RUSHING					RECEIVING				
		ATT	YDS	AVG	LG	TD	NO	YDS	AVG	LG	TD
9-12	MINNESOTA	0	0	—	—	0	0	0	—	—	0
9-19	at Chicago	0	0	—	—	0	1	14	14.0	14	0
9-26	at Pittsburgh	0	0	—	—	0	2	26	13.0	14	0
9-30	JACKSONVILLE	0	0	—	—	0	0	0	—	—	0
10-10	GREEN BAY	0	0	—	—	0	2	15	7.5	8	0
10-17	at Detroit	4	18	4.5	6	0	3	49	16.3	24t	1
10-24	at Baltimore	0	0	—	—	0	0	0	—	—	0
10-31	at N.Y. Jets	INACTIVE					INACTIVE				
11-7	CLEVELAND	0	0	—	—	0	1	11	11.0	11	0
11-14	— BYE —										
11-21	at Las Vegas	0	0	—	—	0	1	7	7.0	7	0
11-28	PITTSBURGH	5	23	4.6	13	0	1	5	5.0	5	0
12-5	L.A. CHARGERS	INACTIVE					INACTIVE				
12-12	SAN FRANCISCO	INACTIVE					INACTIVE				
12-19	at Denver	0	0	—	—	0	0	0	—	—	0
12-26	BALTIMORE	1	1	1.0	1	0	0	0	—	—	0
1-2	KANSAS CITY	0	0	—	—	0	0	0	—	—	0
1-9	at Cleveland	7	35	5.0	12	0	4	24	6.0	12	1
TOTALS		17	77	4.5	13	0	15	151	10.1	24t	2

DATE	OPPONENT	SPECIAL TEAMS								KICKOFF RETURNS						PUNT RETURNS					
		ST	AT	TT	FF	FR-YDS	BP	BFG	BXP	NO	YDS	AVG	FC	LG	TD	NO	YDS	AVG	FC	LG	TD
9-12	MINNESOTA	0	0	0	0	0-0	0	0	0	0	0	—	0	—	0	—	—	—	—	—	—
9-19	at Chicago	0	0	0	0	0-0	0	0	0	0	0	—	0	—	0	—	—	—	—	—	—
9-26	at Pittsburgh	0	0	0	0	0-0	0	0	0	0	0	—	0	—	0	—	—	—	—	—	—
9-30	JACKSONVILLE	0	0	0	0	0-0	0	0	0	0	0	—	0	—	0	—	—	—	—	—	—
10-10	GREEN BAY	0	0	0	0	0-0	0	0	0	0	0	—	0	—	0	—	—	—	—	—	—
10-17	at Detroit	3	0	3	0	0-0	0	0	0	0	0	—	0	—	0	—	—	—	—	—	—
10-24	at Baltimore	0	0	0	0	0-0	0	0	0	0	0	—	0	—	0	—	—	—	—	—	—
10-31	at N.Y. Jets	INACTIVE								INACTIVE						INACTIVE					
11-7	CLEVELAND	0	0	0	0	0-0	0	0	0	0	0	—	0	—	0	—	—	—	—	—	—
11-14	— BYE —																				
11-21	at Las Vegas	1	0	1	0	0-0	0	0	0	0	0	—	0	—	0	—	—	—	—	—	—
11-28	PITTSBURGH	0	0	0	0	0-0	0	0	0	0	0	—	0	—	0	—	—	—	—	—	—
12-5	L.A. CHARGERS	INACTIVE								INACTIVE						INACTIVE					
12-12	SAN FRANCISCO	INACTIVE								INACTIVE						INACTIVE					
12-19	at Denver	0	0	0	0	0-0	0	0	0	0	0	—	0	—	0	—	—	—	—	—	—
12-26	BALTIMORE	0	0	0	0	0-0	0	0	0	0	0	—	0	—	0	—	—	—	—	—	—
1-2	KANSAS CITY	0	0	0	0	0-0	0	0	0	0	0	—	0	—	0	—	—	—	—	—	—
1-9	at Cleveland	0	0	0	0	0-0	0	0	0	2	58	29.0	0	29	0	—	—	—	—	—	—
TOTALS		4	0	4	0	0-0	0	0	0	2	58	29.0	0	29	0	—	—	—	—	—	—



FLOWERS, TRE

CB #33**Height:** 6-3**Weight:** 200**College:** Oklahoma State**Experience:** 5th-year player in 2022**2021 games-starts:** 16-4 (11-1 Cin.; 5-3 Sea.)**Career games-starts:** 58-41**Born:** 6-2-95**Hometown:** Converse, Texas**Acquired:** W(Sea.)'21

Flowers joined Cincinnati in mid-2021, and went on to be a key role player in the Bengals' secondary throughout their run to Super Bowl LVI ... At 6-3, 203 pounds, was used by Bengals in coverage on tight ends and provided a physical presence in the middle of the field ... Joined Cincinnati on waivers from Seattle in Week 6 of 2021 season ... Originally a fifth-round draft pick of Seattle in 2018, and spent his first 3.5 seasons with the Seahawks ... Posted 17 tackles and a PD in 11 regular-season games (one start) for Bengals ... Played in all four postseason games for Bengals, seeing action on 17.5 percent of snaps (48 of 274), and had seven tackles and two PDs ... Also provided value as a gunner on punts and kickoffs, and had team-high four special teams tackles in playoffs.

Career transactions: Selected by Seattle in fifth round of 2018 NFL Draft (146th overall) ... Signed with Seahawks on 5-17-18 ... Waived by Seahawks on 10-13-21 ... Acquired by Cincinnati on waivers from Seahawks on 10-14-21 ... Bengals contract expired on 3-16-22; became unrestricted free agent ... Re-signed with Cincinnati as unrestricted free agent on 4-9-22.

Pro career: 2018—Played in 15 regular-season games (15 starts) and one playoff game (start) as a rookie for Seattle ... Totaled 67 tackles (third on team), six PDs, three FFs and a FR during regular season ... Made two tackles in Wild Card Playoff at Dallas. **2019**—Played in 15 regular-season games (15 starts) and two playoff games (both starts) for Seattle ... Posted 82 tackles, including two sacks, with three INTs, eight PDs, a FF and a FR during regular season ... Made first career INT on Oct. 13 at Cleveland, picking off QB Baker Mayfield ... Started both of Seattle's playoff games, and had 11 tackles. **2020**—Played in 12 regular-season games (seven starts) and one playoff game for

Seattle ... Totaled 46 tackles, two PDs and a FF during regular season ... Played in Wild Card Playoff vs. L.A. Rams and had one special teams tackle. **2021**—Played in first five games (three starts) for Seattle, then joined Cincinnati on waivers in October and played in 11 regular-season games (one start) and all four playoff games for AFC Champion Bengals ... Posted 16 tackles on defense in five games with Seattle, then had 17 tackles and a PD in 11 games for the Bengals ... Excelled in coverage on TEs for Bengals ... Made Bengals debut on Oct. 24 at Baltimore, and had one tackle ... Saw action on 17.5 percent of snaps (48 of 274) during Bengals' four-game playoff run, and had seven tackles and two PDs on defense, along with team-high four tackles on special teams ... Played in Super Bowl LVI vs. L.A. Rams, and had one tackle in 13 snaps on defense and one tackle in 21 snaps on special teams.

College: Spent five years (2013-17) at Oklahoma State, with a redshirt season in '17 ... Played in 51 career games as a safety, and posted 279 career tackles ... Team captain as a senior, and earned first team All-Big 12 honors as well as Leslie O'Neal Award as the OSU's most outstanding defensive player.

High school/personal: Hometown is Converse, Texas (outside San Antonio) ... Attended Judson High School in Converse, where as a senior he earned all-district, all-area and honorable mention all-state honors ... Also competed in basketball and track and field ... His uncle, Erik Flowers, played seven NFL seasons with multiple teams ... Full name is Trequille Flowers ... Graduated from Oklahoma State in Dec. 2017 — management major, and minors in sports management and marketing.

TRE FLOWERS' STATISTICS

			DEFENSE							INTERCEPTIONS						SCORING				
YEAR	TEAM	G-S	ST	AT	TT	SKS-YDS	PD	FF	FR-YDS	NO	YDS	AVG	LG	TD		TD	TD-IntRt	TD-FRRt	S	PTS
2018	Seattle	15-15	55	12	67	0-0	6	3	1-0	0	0	—	—	0		—	—	—	—	—
2019	Seattle	15-15	65	17	82	2-11	8	1	1-0	3	0	0.0	0	0		—	—	—	—	—
2020	Seattle	12-7	37	9	46	0-0	2	1	0-0	0	0	—	—	0		—	—	—	—	—
2021	Seattle	5-3	15	1	16	0-0	0	0	0-0	0	0	—	—	0		—	—	—	—	—
	Cincinnati	11-1	10	7	17	0-0	1	0	0-0	0	0	—	—	0		—	—	—	—	—
SEA. TOTALS		47-40	172	39	211	2-11	16	5	2-0	3	0	0.0	0	0		—	—	—	—	—
CIN. TOTALS		11-1	10	7	17	0-0	1	0	0-0	0	0	—	—	0		—	—	—	—	—
CAREER		58-41	182	46	228	2-11	17	5	2-0	3	0	0.0	0	0		—	—	—	—	—

		SPECIAL TEAMS									KICKOFF RETURNS						PUNT RETURNS					
YEAR	TEAM	ST	AT	TT	FF	FR-YDS	BP	BFG	BXP	NO	YDS	AVG	FC	LG	TD	NO	YDS	AVG	FC	LG	TD	
2020	Seattle	0	1	1	0	0-0	0	0	1	—	—	—	—	—	—	—	—	—	—	—	—	
2021	Seattle	0	0	0	0	0-0	0	0	0	—	—	—	—	—	—	—	—	—	—	—	—	
	Cincinnati	4	2	6	0	0-0	0	0	0	—	—	—	—	—	—	—	—	—	—	—	—	
SEA. TOTALS		0	1	1	0	0-0	0	0	1	—	—	—	—	—	—	—	—	—	—	—	—	
CIN. TOTALS		4	2	6	0	0-0	0	0	0	—	—	—	—	—	—	—	—	—	—	—	—	
CAREER		4	3	7	0	0-0	0	0	1	—	—	—	—	—	—	—	—	—	—	—	—	

POSTSEASON

			DEFENSE							INTERCEPTIONS						SCORING				
YEAR	TEAM	G-S	ST	AT	TT	SKS-YDS	PD	FF	FR-YDS	NO	YDS	AVG	LG	TD		TD	TD-IntRt	TD-FRRt	S	PTS
2018	Seattle	1-1	2	0	2	0-0	0	0	0-0	—	—	—	—	—		—	—	—	—	—
2019	Seattle	2-2	8	3	11	0-0	0	0	0-0	—	—	—	—	—		—	—	—	—	—
2020	Seattle	1-0	0	0	0	0-0	0	0	0-0	—	—	—	—	—		—	—	—	—	—
2021	Cincinnati	4-0	6	1	7	0-0	2	0	0-0	—	—	—	—	—		—	—	—	—	—
CAREER		8-3	16	4	20	0-0	2	0	0-0	—	—	—	—	—		—	—	—	—	—

		SPECIAL TEAMS									KICKOFF RETURNS						PUNT RETURNS					
YEAR	TEAM	ST	AT	TT	FF	FR-YDS	BP	BFG	BXP	NO	YDS	AVG	FC	LG	TD	NO	YDS	AVG	FC	LG	TD	
2020	Seattle	1	0	1	0	0-0	0	0	0	—	—	—	—	—	—	—	—	—	—	—	—	
2021	Cincinnati	4	0	4	0	0-0	0	0	0	—	—	—	—	—	—	—	—	—	—	—	—	
CAREER		5	0	5	0	0-0	0	0	0	—	—	—	—	—	—	—	—	—	—	—	—	

2021 REGULAR-SEASON GAME-BY-GAME

		DEFENSE									INTERCEPTIONS											
DATE	OPPONENT	ST	AT	TT	SKS-YDS	INT-YDS	PD	FF	FR-YDS	NO	YDS	AVG	LG	TD								
Seattle																						
9-12	at Indianapolis	4	0	4	0-0	0-0	0	0	0-0	—	—	—	—	—								
9-19	TENNESSEE	4	1	5	0-0	0-0	0	0	0-0	—	—	—	—	—								
9-26	at Minnesota	7	0	7	0-0	0-0	0	0	0-0	—	—	—	—	—								
10-3	at San Francisco	0	0	0	0-0	0-0	0	0	0-0	—	—	—	—	—								
10-7	L.A. RAMS	0	0	0	0-0	0-0	0	0	0-0	—	—	—	—	—								
Cincinnati																						
INACTIVE																						
10-17	at Detroit										INACTIVE											
10-24	at Baltimore	1	0	1	0-0	0-0	0	0	0-0	—	—	—	—	—								
10-31	at N.Y. Jets	0	0	0	0-0	0-0	0	0	0-0	—	—	—	—	—								
11-7	CLEVELAND	0	0	0	0-0	0-0	0	0	0-0	—	—	—	—	—								
11-14	— BYE —																					
11-21	at Las Vegas	0	0	0	0-0	0-0	0	0	0-0	—	—	—	—	—								
11-28	PITTSBURGH	2	2	4	0-0	0-0	0	0	0-0	—	—	—	—	—								
12-5	L.A. CHARGERS	0	0	0	0-0	0-0	0	0	0-0	—	—	—	—	—								
12-12	SAN FRANCISCO	1	0	1	0-0	0-0	0	0	0-0	—	—	—	—	—								
12-19	at Denver	0	1	1	0-0	0-0	0	0	0-0	—	—	—	—	—								
12-26	BALTIMORE	0	1	1	0-0	0-0	0	0	0-0	—	—	—	—	—								
1-2	KANSAS CITY	1	1	2	0-0	0-0	1	0	0-0	—	—	—	—	—								
1-9	at Cleveland	5	2	7	0-0	0-0	0	0	0-0	—	—	—	—	—								
SEA. TOTALS		15	1	16	0-0	0-0	0	0	0-0	—	—	—	—	—								
CIN. TOTALS		10	7	17	0-0	0-0	1	0	0-0	—	—	—	—	—								
2021 TOTALS		25	8	33	0-0	0-0	1	0	0-0	—	—	—	—	—								
		SPECIAL TEAMS								KICKOFF RETURNS							PUNT RETURNS					
DATE	OPPONENT	ST	AT	TT	FF	FR-YDS	BP	BFG	BXP	NO	YDS	AVG	FC	LG	TD	NO	YDS	AVG	FC	LG	TD	
Seattle																						
9-12	at Indianapolis	0	0	0	0	0-0	0	0	0	—	—	—	—	—	—	—	—	—	—	—	—	
9-19	TENNESSEE	0	0	0	0	0-0	0	0	0	—	—	—	—	—	—	—	—	—	—	—	—	
9-26	at Minnesota	0	0	0	0	0-0	0	0	0	—	—	—	—	—	—	—	—	—	—	—	—	
10-3	at San Francisco	0	0	0	0	0-0	0	0	0	—	—	—	—	—	—	—	—	—	—	—	—	
10-7	L.A. RAMS	0	0	0	0	0-0	0	0	0	—	—	—	—	—	—	—	—	—	—	—	—	
Cincinnati																						
INACTIVE																						
10-17	at Detroit										INACTIVE						INACTIVE					
10-24	at Baltimore	0	0	0	0	0-0	0	0	0	—	—	—	—	—	—	—	—	—	—	—	—	
10-31	at N.Y. Jets	0	0	0	0	0-0	0	0	0	—	—	—	—	—	—	—	—	—	—	—	—	
11-7	CLEVELAND	0	0	0	0	0-0	0	0	0	—	—	—	—	—	—	—	—	—	—	—	—	
11-14	— BYE —																					
11-21	at Las Vegas	0	0	0	0	0-0	0	0	0	—	—	—	—	—	—	—	—	—	—	—	—	
11-28	PITTSBURGH	0	0	0	0	0-0	0	0	0	—	—	—	—	—	—	—	—	—	—	—	—	
12-5	L.A. CHARGERS	3	0	3	0	0-0	0	0	0	—	—	—	—	—	—	—	—	—	—	—	—	
12-12	SAN FRANCISCO	0	1	1	0	0-0	0	0	0	—	—	—	—	—	—	—	—	—	—	—	—	
12-19	at Denver	0	0	0	0	0-0	0	0	0	—	—	—	—	—	—	—	—	—	—	—	—	
12-26	BALTIMORE	0	0	0	0	0-0	0	0	0	—	—	—	—	—	—	—	—	—	—	—	—	
1-2	KANSAS CITY	1	0	1	0	0-0	0	0	0	—	—	—	—	—	—	—	—	—	—	—	—	
1-9	at Cleveland	0	1	1	0	0-0	0	0	0	—	—	—	—	—	—	—	—	—	—	—	—	
SEA. TOTALS		0	0	0	0	0-0	0	0	0	—	—	—	—	—	—	—	—	—	—	—	—	
CIN. TOTALS		4	2	6	0	0-0	0	0	0	—	—	—	—	—	—	—	—	—	—	—	—	
2021 TOTALS		4	2	6	0	0-0	0	0	0	—	—	—	—	—	—	—	—	—	—	—	—	



GAILLARD, LAMONT

C #61

Height: 6-3
Weight: 326
College: Georgia
Experience: 3rd-year player in 2022

2021 games-starts: 0-0
Career games-starts: 13-2
Born: 2-8-96
Hometown: Fayetteville, N.C.
Acquired: FA'21

Acquired by Bengals just before the start of 2021 training camp, Gaillard spent a majority of 2021 on Cincinnati's practice squad ... Third-year player out of the University of Georgia who spent his first two NFL seasons (2019-20) with Arizona ... Did not see game action in 2021, but played in 13 games (two starts) in two years with Arizona ... Originally a sixth-round pick of the Cardinals in 2019.

Career transactions: Selected by Arizona in sixth round of 2019 NFL Draft (179th overall) ... Signed by Cardinals on 5-13-19 ... Waived by Cardinals on 7-21-21 ... Acquired by Cincinnati on waivers from Cardinals on 7-22-21 ... Contract terminated by Bengals on 8-22-21 ... Signed to Bengals practice squad on 9-21-21 ... Signed to Bengals roster on 2-15-22.

Pro career: 2019—Spent rookie season on Arizona Cardinals' roster, but did not play. **2020**—Played in 13 games for the Cardinals, with two starts at C ... Made NFL debut in season-opener at San Francisco ... Made first career start the next week, on Sept. 20 vs. Washington, lining up at C. **2021**—Did not play ... Joined Bengals on waivers from Cardinals in late July, was waived a month later, then returned to Bengals' practice squad in Week 3 ... Spent remainder of regular season and postseason run to Super Bowl LVI on Bengals' practice squad.

College: Spent five years (2014-18) at the University of Georgia, with a redshirt season in '14 ... Played in 44 career games, with starts in all 42 games his final three seasons ... First team All-SEC as a senior for No. 7-ranked Bulldogs ... Started all 15 games for 2017 Georgia team that won the Rose Bowl and advanced to the CFB National Championship Game.

High school/personal: Hometown is Fayetteville, N.C. ... Attended Pine Forest High School in Fayetteville, where as a senior he posted 82 tackles and helped Pine Forest to a 10-2 record and the school's second-straight playoff appearance ... High school teammate of Titans OLB Harold Landry ... Played in 2014 Under Armour All-American Game ... Graduated from Georgia with a degree in sociology.

NOTE ABOUT NFL EXPERIENCE: Gaillard did not earn an accrued year of experience toward NFL free agency in 2021.

LAMONT GAILLARD'S STATISTICS

GAMES-STARTS

YEAR	TEAM	GAMES	STARTS
2019	Arizona	*DID NOT PLAY	
2020	Arizona	13	2
2021	Cincinnati.....	*DID NOT PLAY	
CAREER		13	2

POSTSEASON

GAMES-STARTS

YEAR	TEAM	GAMES	STARTS
2021	Cincinnati.....	*DID NOT PLAY	
CAREER		0	0

* NOTE: Gaillard was inactive for 14 regular-season games and active/DNP for two regular-season games with Arizona in 2019. In 2021, he was on the practice squad for 15 regular-season games and four postseason games with Cincinnati.



GEORGE, ALLAN

CB #42

Height: 5-11

Weight: 191

College: Vanderbilt

Experience: Rookie in 2022

2021 games-starts: 0-0

Career games-starts: 0-0

Born: 7-16-99

Hometown: Andalusia, Ala.

Acquired: CFA'22

A native of Andalusia, Ala., George joined the Bengals in May as a college free agent ... Spent the last four seasons (2018-21) at Vanderbilt, playing in 45 games with 26 starts ... Adds depth and versatility to Bengals' secondary, with ability to line up on the outside or against slot WRs ... He and former Vanderbilt teammate, OT Devin Cochran, both signed with the Bengals as college free agents during the offseason.

Career transactions: Signed with Cincinnati as college free agent on 5-13-22.

College highlights: Played in 45 games with 26 starts in four seasons (2018-21) at Vanderbilt ... Totaled 142 tackles (101 solo), with two INTs, 19 PDs, two sacks and one FF. **2021**—Played in all 12 games, starting five at CB ... Recorded 25 tackles (19 solo), with one TFL and six PDs ... Had five tackles, including one for loss, on Oct. 16 at South Carolina. **2020**—Started eight of nine games at CB ... Logged a career-high 45 tackles (31 solo), with 2.5 TFLs

and two PDs ... Recorded eight tackles in three consecutive games in November. **2019**—Played in all 12 games with 10 starts ... Registered 39 tackles (26 solo), four TFLs, two sacks, one INT and six PDs ... Recorded an INT and a TFL on Oct. 19 vs. Missouri ... Had five solo tackles on Nov. 2 at South Carolina. **2018**—Played in all 12 games as a redshirt freshman with three starts at CB ... Logged 33 tackles (25 solo), with 3.5 TFLs, one INT, five PDs and a FF ... INT came in second career game on Sept. 8 vs. Nevada ... Had five tackles and a FF on Sept. 22 vs. South Carolina. **2017**—Redshirted as a true freshman.

High school: Attended Andalusia High School in Andalusia, Ala. ... Helped lead team to a 12-2 record and state semifinals as a senior, recording 49 tackles, seven INTs and nine PDs ... Had two PRs for a TD and one pick six ... Four-year starting guard in basketball.

Personal: Hometown is Andalusia, Ala. ... Majored in medicine, health and society at Vanderbilt ... Full name is Darian Allan George.



GUNTER, JEFFREY

DE #93

Height: 6-4
Weight: 263
College: Coastal Carolina
Experience: Rookie in 2022

2021 games-starts: 0-0
Career games-starts: 0-0
Born: 6-1-99
Hometown: Durham, N.C.
Acquired: D7'22

A seventh-round pick of the Bengals in 2022, Gunter racked up 18 career sacks in four seasons at Coastal Carolina (2017-18, '20-21) ... Will provide depth and versatility along the Bengals' front seven with his size (6-4, 263) and athleticism ... Listed as a DE, but has ability to line up at different positions according to Bengals coaching staff ... Transferred to North Carolina State for the 2019 season, but returned to Coastal Carolina for junior and senior years ... A three-time All-Sun Belt selection.

Head coach Zac Taylor says: "We think he can really evolve and play some different roles for us. We really like his personality and feel good about him. He's really excited to be here. We think that he provides some value for us. He'll come in and be a defensive end, and we can move him around."


Career transactions: Selected by Cincinnati in seventh round of 2022 NFL Draft (252nd overall) ... Signed with Bengals on 5-20-22.

College highlights: Played in 48 games over four seasons (2017-18, '20-21) at Coastal Carolina ... Transferred to North Carolina State in 2019, but did not play in any games due to NCAA transfer rules and returned to Coastal the following year ... Recorded 174 tackles (96 solo), 18 sacks, 40 TFLs, nine FFs, one FR, five PDs and one INT ... Had two blocked kicks on special teams ... His 18 sacks rank second in program history. **2021**—Second-team

fAll-Sun Belt selection ... Played in 12 games, registering 41 tackles (21 solo), with 6.5 sacks, two FFs, one FR and one PD ... Had five tackles, 1.5 sacks, and forced and recovered a fumble on Oct. 28 vs. Troy ... Received invitations to play in the 2022 East-West Shrine Bowl and NFLPA Collegiate Bowl. **2020**—Named first-team All-Sun Belt ... Played in 12 games at DE ... Totaled 58 tackles (35 solo), 6.5 sacks, 12.5 TFLs, six FFs, two PDs and one INT ... Six FFs led all players in Division I ... Logged eight tackles, 1.5 sacks and two FFs on Nov. 21 vs. Appalachian State ... Earned Sun Belt Defensive Player of the Week honors after six tackles and a FF on Dec. 5 vs. Brigham Young. **2018**—Started all 12 games at DE ... Named first-team All-Sun Belt ... Had 49 tackles (29 solo), 14 TFLs, five sacks, one FF and two PDs ... His 14 TFLs tied for third in a single season in program history ... Recorded five tackles, including 1.5 for losses, and a blocked kick on Sept. 8 vs. Alabama-Birmingham. **2017**—Played in all 12 games as a true freshman ... Totaled 26 tackles (11 solo), with 3.5 TFLs ... Added three special teams tackles on KO coverage.

High school: Attended Riverside High School in Durham, N.C. ... Earned all-conference honors his junior and senior seasons ... As a senior, tallied 55 tackles, 12 TFLs, 8.5 sacks and an INT.

Personal: Hometown is Durham, N.C. ... Graduated from Coastal Carolina with a degree in economics in Fall of 2020.



HARRIS, CLARK

LS #46

Height: 6-5
Weight: 250
College: Rutgers
Experience: 14th-year player in 2022

2021 games-starts: 17-0
Career games-starts: 205-0
Born: 7-10-84
Hometown: Manahawkin, N.J.
Acquired: FA'09

Harris in 2021 played his 13th season as the Bengals' long-snapper, a position in which he has been a paragon of reliability ... Enters 2022 with no unplayable snaps in 1876 attempts as a Bengal (990 punts, 886 placekicks) ... Handled all 177 deep snaps (79 punts, 98 placekicks) in 2021 regular season and playoffs without an unplayable delivery ... Turned 38 years old prior to 2022 season and has been oldest Bengal on roster since 2018 ... Enters 2022 with 201 games played as a Bengal, five shy of LB Reggie Williams (206) for third place in team history, and six shy of CB Ken Riley and P Kevin Huber for the team record (207) ... Only Bengals LS ever to earn a Pro Bowl nod (2017) ... Also strong in kick coverage, he has 35 career special teams tackles ... Played in 117 consecutive Bengals regular-season games (123 including playoffs) after joining team in mid-2009, tied for fifth-most consecutive games in team history; however, streak was snapped on Nov. 27, 2016 at Baltimore (groin injury).

Career transactions: Selected by Green Bay in seventh round of 2007 NFL Draft (243rd overall) ... Signed with Packers on 6-20-07 ... Waived by Packers on 9-1-07 ... Signed to Packers practice squad on 9-4-07 ... Released from Packers practice squad on 9-11-07 ... Signed to Detroit practice squad on 11-28-07 ... Signed to Lions roster on 12-31-07 ... Waived by Lions on 5-19-08 ... Re-signed with Lions as free agent on 8-19-08 ... Waived by Lions on 8-31-08 ... Signed to Houston practice squad on 9-17-08 ... Released from Texans practice squad on 9-30-08 ... Re-signed to Texans practice squad on 11-4-08 ... Signed to Texans roster on 12-3-08 ... Waived by Texans on 9-5-09 ... Signed to Texans practice squad on 9-30-09 ... Released from Texans practice squad on 10-6-09 ... Signed with Cincinnati as free agent on 10-13-09 ... Received tender offer from Bengals on 2-22-11 ... Bengals contract expired on 3-11-11; became unsigned exclusive rights player ... Re-signed with Bengals as exclusive rights player on 7-30-11 ... Received tender offer from Bengals on 3-12-12 ... Bengals contract expired on 3-13-12; became restricted free agent ... Re-signed with Bengals as restricted free agent on 4-16-12 ... Re-signed with Bengals on 3-8-13 ... Signed contract extension with Bengals on 10-16-17 ... Signed contract extension with Bengals on 11-5-18 ... Signed contract extension with Bengals on 3-3-21 ... Signed contract extension with Bengals on 3-16-22.

Pro career: 2007—Did not play in regular season, opening with Green Bay practice squad and finishing on Detroit practice squad. 2008—Opened preseason with Detroit, then spent time on Houston's practice squad before being signed to Texans' roster ... Played in Games 13-16 for Houston ... Made NFL debut Dec. 7 at Green Bay and snapped for game-winning FG. 2009—Spent time on Houston's practice squad before signing with Cincinnati ... Played for Bengals in Games 6-16, plus Wild Card playoff, and handled 105 snaps (44 placekicks, 61 punts). 2010—Had no unplayable deliveries for Bengals on 135 snaps (72 punts and 63 placekicks) ... Downed two punts on Dec. 12 at Pittsburgh, including one at Steelers' eight. 2011—Played in all 16 games and in Wild Card playoff, handling all 169 long snaps (94 punts and 75 placekicks) ... Had three special teams tackles in regular season and one in Wild Card game on 1-7-12 at Houston. 2012—Played in all 16 Bengals games, plus Wild Card playoff, with 142 successful snaps (81 punts, 61 placekicks) ... In wins Sept. 30 at Jacksonville and Nov. 18 at Kansas City, delivered tight, accurate snaps on fake punts to upback Cedric Peerman, aiding successful fourth-down conversions and setting up Bengals TD later in each drive ... On Dec. 2 at

San Diego, downed a punt at Chargers four, helping set up field position for fourth-quarter comeback win. 2013—Played in Games 1-16 and in Wild Card playoff, with 155 on-target snaps (78 punts and 77 placekicks) ... On Oct. 20 at Detroit, downed punt at Lions six-yard line late in fourth quarter, helping set up field position for eventual game winning FG. 2014—Played in Games 1-16 and postseason, with 155 successful snaps (81 punts, 74 placekicks) ... Led team with three special teams tackles in Wild Card playoff at Indianapolis. 2015—Played in Games 1-16 and set career-high in special teams tackles (five) ... Also played in Wild Card playoff ... Two special teams stops in playoff-clinching win Nov. 20 at San Francisco. 2016—Played in 13 games (Games 1-10 and 14-16) ... Inactive for Games 11-13, due to groin injury suffered Nov. 20 vs. Buffalo ... Snapped successfully for 78 punts and 70 placekicks ... Six special teams tackles, including two Jan. 1 vs. Baltimore. 2017—Played in all 16 games ... Delivered all 143 snaps (89 punts, 54 placekicks) without an unplayable delivery ... Recorded four special teams tackles (two solo) ... Was selected to 2017 Pro Bowl by AFC coaching staff (Pittsburgh Steelers coaches). 2018—Played in all 16 games ... Handled all 136 deep snaps (72 punts, 64 placekicks) without an unplayable delivery ... Recorded three special teams tackles (one solo). 2019—Played all 16 games ... Handled all 131 deep snaps (75 punts, 56 placekicks) without an unplayable delivery. 2020—Played in all 16 games ... Handled all 140 deep snaps (73 punts, 67 placekicks) without an unplayable delivery, and had one special teams tackle. 2021—Played in all 17 regular-season games and four postseason games, as Bengals won AFC Championship and advanced to Super Bowl LVI ... Handled all 177 deep snaps (79 punts, 98 placekicks) in 2021 regular season and playoffs without an unplayable delivery ... Had one special teams tackle in regular season.

Pro Bowl participation: Chosen by Pittsburgh Steelers head coach Mike Tomlin as "need" player for 2017 season game at Orlando, becoming first-ever Bengals LS to earn a Pro Bowl nod (the Steelers staff coached the AFC team) ... Had four snaps in the game (one FG and three PATs), including one for the game-winning point in the AFC's 24-23 victory ... Was named one of the AFC's team captains ... During a Pro Bowl practice prior to the game, Harris set a new Guinness World Record for longest recorded snap at 36 yards, eight inches, shattering the previous record of 34 yards by Jase Whitner in Perrysburg, Ohio in 2017.

College: Was standout TE at Rutgers, while also handling long-snapping duties ... Was a three-time first-team All-Big East selection ... Played 48 games from 2003-06, with 42 starts ... Finished career ranked sixth in program history in receptions (143) and receiving yards, and tied for seventh in TDs (11) ... Caught a pass in 38 straight games, registering what was third-longest streak in Big East history ... Had five career games of 100 or more receiving yards.

High school/personal: Hometown is Manahawkin, N.J. ... Attended Southern Regional High School ... Married (wife Jessica) with two sons, Trent and Troy ... Hobbies include video games, golf, basketball and water sports.

NOTE ABOUT NFL EXPERIENCE: Harris did not earn an accrued year of experience toward NFL free agency in 2007 or '08.

CLARK HARRIS' STATISTICS

YEAR	TEAM	G-S	SPECIAL TEAMS								KICKOFF RETURNS						PUNT RETURNS					
			ST	AT	TT	FF	FR-YDS	BP	BFG	BXP	NO	YDS	AVG	FC	LG	TD	NO	YDS	AVG	FC	LG	TD
2007	Green Bay	0-0					DID NOT PLAY*															
	Detroit	0-0					DID NOT PLAY*															
2008	Houston	4-0	0	0	0	0	0-0	0	0	0	—	—	—	—	—	—	—	—	—	—	—	—
2009	Houston	0-0					DID NOT PLAY*															
	Cincinnati	11-0	1	0	1	0	0-0	0	0	0	—	—	—	—	—	—	—	—	—	—	—	—
2010	Cincinnati	16-0	3	0	3	0	0-0	0	0	0	—	—	—	—	—	—	—	—	—	—	—	—
2011	Cincinnati	16-0	1	2	3	0	0-0	0	0	0	—	—	—	—	—	—	—	—	—	—	—	—
2012	Cincinnati	16-0	4	0	4	0	0-0	0	0	0	—	—	—	—	—	—	—	—	—	—	—	—
2013	Cincinnati	16-0	1	0	1	0	0-0	0	0	0	—	—	—	—	—	—	—	—	—	—	—	—
2014	Cincinnati	16-0	1	0	1	0	0-0	0	0	0	—	—	—	—	—	—	—	—	—	—	—	—
2015	Cincinnati	16-0	4	1	5	0	0-0	0	0	0	—	—	—	—	—	—	—	—	—	—	—	—
2016	Cincinnati	13-0	3	3	6	0	0-0	0	0	0	—	—	—	—	—	—	—	—	—	—	—	—
2017	Cincinnati	16-0	2	2	4	0	0-0	0	0	0	—	—	—	—	—	—	—	—	—	—	—	—
2018	Cincinnati	16-0	1	2	3	0	0-0	0	0	0	—	—	—	—	—	—	—	—	—	—	—	—
2019	Cincinnati	16-0	0	0	0	0	0-0	0	0	0	—	—	—	—	—	—	—	—	—	—	—	—
2020	Cincinnati	16-0	1	0	1	0	0-0	0	0	0	—	—	—	—	—	—	—	—	—	—	—	—
2021	Cincinnati	17-0	0	1	1	0	0-0	0	0	0	—	—	—	—	—	—	—	—	—	—	—	—
G.B. TOTALS		0-0	0	0	0	0	0-0	0	0	0	—	—	—	—	—	—	—	—	—	—	—	—
DET. TOTALS		0-0	0	0	0	0	0-0	0	0	0	—	—	—	—	—	—	—	—	—	—	—	—
HOU. TOTALS		4-0	0	0	0	0	0-0	0	0	0	—	—	—	—	—	—	—	—	—	—	—	—
CIN. TOTALS		201-0	22	11	33	0	0-0	0	0	0	—	—	—	—	—	—	—	—	—	—	—	—
CAREER		205-0	22	11	33	0	0-0	0	0	0	—	—	—	—	—	—	—	—	—	—	—	—

POSTSEASON

YEAR	TEAM	G-S	SPECIAL TEAMS								KICKOFF RETURNS						PUNT RETURNS					
			ST	AT	TT	FF	FR-YDS	BP	BFG	BXP	NO	YDS	AVG	FC	LG	TD	NO	YDS	AVG	FC	LG	TD
2009	Cincinnati	1-0	0	0	0	0	0-0	0	0	0	—	—	—	—	—	—	—	—	—	—	—	—
2011	Cincinnati	1-0	1	0	1	0	0-0	0	0	0	—	—	—	—	—	—	—	—	—	—	—	—
2012	Cincinnati	1-0	1	0	1	0	0-0	0	0	0	—	—	—	—	—	—	—	—	—	—	—	—
2013	Cincinnati	1-0	0	0	0	0	0-0	0	0	0	—	—	—	—	—	—	—	—	—	—	—	—
2014	Cincinnati	1-0	1	2	3	0	0-0	0	0	0	—	—	—	—	—	—	—	—	—	—	—	—
2015	Cincinnati	1-0	0	0	0	0	0-0	0	0	0	—	—	—	—	—	—	—	—	—	—	—	—
2021	Cincinnati	4-0	0	0	0	0	0-0	0	0	0	—	—	—	—	—	—	—	—	—	—	—	—
CAREER		10-0	3	2	5	0	0-0	0	0	0	—	—	—	—	—	—	—	—	—	—	—	—

* NOTE: Harris was on the practice squad for one regular-season game with Green Bay and five regular-season games with Detroit in 2007. In 2009, he was on the practice squad for one regular-season game with Houston.



HEILIGH, JAIVON

WR #15

Height: 6-1
Weight: 202
College: Coastal Carolina
Experience: Rookie in 2022

2021 games-starts: 0-0
Career games-starts: 0-0
Born: 9-2-99
Hometown: Venice, Fla.
Acquired: CFA'22

A college free agent signee in May, Heiligh earned All-Sun Belt honors last season as both a WR and PR ... Adds depth to a talented Bengals WR room ... Spent four seasons (2018-21) at Coastal Carolina, setting program career records in receptions (191) and receiving yards (2825) ... Touted by scouts for his length and catch radius ... Also netted 175 PR yards on 26 attempts (6.7 average) ... Teammates at Coastal Carolina with Bengals 2022 seventh-round draft pick, DE Jeff Gunter, and Bengals free agent signee, RB Shermari Jones.

Career transactions: Signed with Cincinnati as college free agent on 5-13-22.

College highlights: Played in 49 games in four seasons (2018-21) at Coastal Carolina ... Caught 191 passes for 2825 yards and 22 TDs ... Finished his career as the program's all-time leader in receptions and receiving yards, while ranking fourth in receiving TDs. **2021**—Played in all 13 games, starting 11 at WR ... Caught 66 passes for 1128 yards (17.1) and seven TDs ... Set a program single-season record for receiving yards and ranked third in receptions ... Returned 13 punts for 77 yards (5.9) ... Named first-team All-Sun Belt at WR and third-team All-Sun Belt at PR ... Named All-America honorable mention by Phil Steele ... Registered six 100-yard receiving games ... Opened the season with six catches for 133 yards and a TD on Sept. 2 vs. The Citadel ... Had six

receptions for 122 yards and a TD on Sept. 10 vs. Kansas. **2020**—Played in 12 games, catching 65 passes for 998 yards (15.4) and 10 TDs ... Led the team in each receiving category ... Named first-team All-Sun Belt ... Had four 100-yard receiving games ... Also returned nine punts for 71 yards ... In FBC Mortgage Cure Bowl vs. Liberty on Dec. 26, set bowl game records for receptions (13) and receiving yards (178). **2019**—Played in all 12 contests, starting 10 ... Led the team in catches (46) and receiving yards (497), and had three TD receptions ... Broke out for a program-record 12 catches and 107 yards on Nov. 2 vs. Troy. **2018**—Played in all 12 games, starting two as a true freshman ... Totaled 14 catches for 202 yards (14.4) and two TDs ... Had five receptions of 20-plus yards.

High school: Attended Venice High School in Venice, Fla ... Set state records as a senior with 131 receptions, 2359 receiving yards and 32 TDs ... Totaled 252 receptions for his career, a Florida high school state record ... Helped lead Venice to a state title in 2017 ... All-state selection as a junior and senior ... Also competed in basketball.

Personal: Hometown is Venice, Fla. ... Graduated from Coastal Carolina with a degree in business management in Spring of 2022 ... First name is pronounced "JAY-vonn" and last name is pronounced "HIGH-lee."



HENDERSON, TRAYVON

S #41**Height:** 6-0**Weight:** 205**College:** Hawaii**Experience:** 3rd-year player in 2022**2021 games-starts:** 2-0**Career games-starts:** 10-0**Born:** 8-15-95**Hometown:** Sacramento, Calif.**Acquired:** CFA'18

A 2018 college free agent signee of the Bengals, Henderson has spent time on both Cincinnati's roster and practice squad over his three healthy seasons (2019-21) ... Spent entire 2021 regular season and postseason on practice squad for AFC Champion Bengals, and played in two games (both regular season) as an elevated player ... Returned fumble 29 yards for a TD in '21 regular-season finale at Cleveland ... Enters 2022 having played in 10 games, with four tackles on defense and one on special teams ... As a rookie in 2018, was in mix for roster spot but suffered right knee injury (torn ACL) on run back after INT in fourth quarter of preseason finale.

Career transactions: Signed with Cincinnati as college free agent on 5-11-18 ... Waived by Bengals on 8-31-19 ... Signed to Bengals practice squad on 9-1-19 ... Signed to Bengals roster on 12-7-19 ... Waived by Bengals on 9-5-20 ... Signed to Bengals practice squad on 9-6-20 ... Signed to Bengals roster on 12-12-20 ... Waived by Bengals on 12-26-20 ... Signed to Bengals practice squad on 12-29-20 ... Signed to Bengals roster on 1-4-21 ... Waived by Bengals on 8-31-21 ... Signed to Bengals practice squad on 9-1-21 ... Signed to Bengals roster on 2-15-22.

Pro career: 2018—Played in all four preseason games, with a start in preseason Game 4, but suffered torn ACL in right knee after making an INT in the fourth quarter of preseason finale vs. Indianapolis ... Placed on Reserve/Injured list on Sept. 1. 2019—Played in four games and had one special teams tackle ... Spent Games 1-14 on practice squad, before being promoted to active roster Dec. 7 ... Made NFL regular-season debut in Game 13 at Cleveland (no stats). 2020—Spent majority of the season on Bengals' practice squad, and played in four games (no statistics) ... Saw action on 30 special

teams snaps, but did not play on defense ... Designated practice squad protected player three times (Games 1-2 and 13), and played as a standard elevation in two of those instances (Games 1-2); in the third instance, he was signed to the active roster the day before the game (Game 13, Dec. 13 vs. Dallas) and played ... Also played in Game 14, Dec. 21 vs. Pittsburgh ... Spent Nov. 18-21 on Reserve/COVID-19, but did not miss game action while on the list. 2021—Played in two games for AFC Champion Bengals, and had four tackles on defense ... Scored first career TD in season finale at Cleveland, when he scooped up a fumble and returned it 29 yards to the end zone ... On practice squad but did not play during Cincinnati's postseason run to Super Bowl LVI.

College: Spent five seasons (2013-17) at Hawaii, including a redshirt year in '15 when his season ended due to injury after two games ... Played in 49 games, with 38 starts, with career totals of 237 tackles, including 18 for losses and five sacks, 22 PDs, nine INTs, a FF and two FRs ... Team captain as a senior in 2017, and recorded 55 tackles, including four for losses and two sacks, with one INT, one FF and three pass breakups.

High school/personal: Hometown is Sacramento, Calif. ... Attended Grant Union High School in Sacramento ... As a senior, totaled 113 tackles and four INTs in 10 games, and on offense caught 39 passes for 673 yards and eight TDs ... Sociology major at Hawaii ... First name is pronounced "TRAY-vahn."

NOTE ABOUT NFL EXPERIENCE: Henderson did not earn an accrued year of experience toward NFL free agency in 2019 or '21.

TRAYVON HENDERSON'S STATISTICS

			DEFENSE							INTERCEPTIONS					SCORING							
YEAR	TEAM	G-S	ST	AT	TT	SKS-YDS	PD	FF	FR-YDS	NO	YDS	AVG	LG	TD	TD	TD-IntRt	TD-FRRt	S	PTS			
2018	Cincinnati	0-0	DID NOT PLAY*							DID NOT PLAY*					DID NOT PLAY*							
2019	Cincinnati	4-0	0	0	0	0-0	0	0	0-0	—	—	—	—	—	0	0	0	0	0			
2020	Cincinnati	4-0	0	0	0	0-0	0	0	0-0	—	—	—	—	—	0	0	0	0	0			
2021	Cincinnati	2-0	2	2	4	0-0	0	0	1-29	—	—	—	—	—	1	0	1	0	6			
CAREER		10-0	2	2	4	0-0	0	0	1-29	—	—	—	—	—	1	0	1	0	6			
			SPECIAL TEAMS							KICKOFF RETURNS					PUNT RETURNS							
YEAR	TEAM		ST	AT	TT	FF	FR-YDS	BP	BFG	BXP	NO	YDS	AVG	FC	LG	TD	NO	YDS	AVG	FC	LG	TD
2019	Cincinnati		0	1	1	0	0-0	0	0	0	—	—	—	—	—	—	—	—	—	—	—	—
CAREER			0	1	1	0	0-0	0	0	0	—	—	—	—	—	—	—	—	—	—	—	—

POSTSEASON

			DEFENSE						INTERCEPTIONS						SCORING				
YEAR	TEAM	G-S	ST	AT	TT	SKS-YDS	PD	FF	FR-YDS	NO	YDS	AVG	LG	TD	TD	TD-IntRt	TD-FRRt	S	PTS
2021	Cincinnati	0-0	DID NOT PLAY*						DID NOT PLAY*						DID NOT PLAY*				
CAREER		0-0	0	0	0	0-0	0	0	0-0	—	—	—	—	—	—	—	—	—	—

* NOTE: Henderson was on the Reserve/Injured list for 16 regular-season games with Cincinnati in 2018. In 2021, he was on the practice squad for four postseason games with Cincinnati.



HENDRICKSON, TREY

DE #91**Height:** 6-4**Weight:** 270**College:** Florida Atlantic**Experience:** 6th-year player in 2022**2021 games-starts:** 16-14**Career games-starts:** 61-32**Born:** 12-5-94**Hometown:** Apopka, Fla.**Acquired:** UFA(N.O.)'21

Among the headliners of Cincinnati's 2021 free agency haul, Hendrickson in his first year in stripes proved to be one of the top player acquisitions in team history ... His team-high 14 sacks during the regular season were fifth-most in the NFL and second-most in team history ... Recorded at least a half sack in 11 straight games (Games 5-15), the longest such streak in team history and tied for the second-longest in NFL history ... Had 3.5 sacks in Cincinnati's four playoff games, including 1.5 in AFC Championship at Kansas City and one in Super Bowl LVI against the L.A. Rams ... Enters 2022 with 27.5 sacks since the beginning of the '20 season, third-most among all NFL players ... Originally third-round pick of New Orleans in 2017, and spent his first four NFL seasons with the Saints ... After filling rotational role first three seasons with Saints, earned a larger role in 2020 and ended up tying for the NFC lead in sacks (13.5).

Career transactions: Selected by New Orleans in third round of 2017 NFL Draft (103rd overall) ... Signed with Saints on 6-2-17 ... Saints contract expired on 3-17-21; became unrestricted free agent ... Signed with Cincinnati as unrestricted free agent on 3-19-21.

Pro career: **2017**—Played in 12 games as a rookie for New Orleans ... Missed final three games with an ankle injury, but returned for the playoffs ... Posted 13 tackles, two sacks, two PDs and a FF ... Made NFL debut on Sept. 17 vs. New England, and recorded three tackles before leaving the game in the second quarter (left leg) ... Recorded his first career sack and FF (Panthers recovered) on the same play on Sept. 24 at Carolina, when he took down Cam Newton in the third quarter. **2018**—Played in five games for New Orleans, and had eight tackles ... Played in NFC Championship vs. L.A. Rams (no statistics). **2019**—Played in 13 games (three starts) for New Orleans ... Totaled 19 tackles, 4.5 sacks and a FF ... Recorded first career multi-sack game in season-opener vs. Houston, with two third-down takedowns of Deshaun Watson ... Also started Saints' Wild Card Playoff vs. Minnesota, and had third-down sack of Vikings QB Kirk Cousins in the first quarter. **2020**—Had breakout season with Saints, playing and starting 15 games and posting 13.5 sacks among his 25 tackles ... Also had a PD and FF ... Had 1.5 sacks (both on third down) of Justin Herbert on Oct. 12 on Monday Night Football ... Sacked Tom Brady on two consecutive plays for a combined loss of 13 yards on Nov. 8 at Tampa Bay; he also recorded a sack-fumble (Bucs recovered) of Brady on the play before, but that play was negated by a defensive holding call in the secondary ... Recorded two sacks of Matt Ryan on Nov. 22 vs. Atlanta ... On Dec. 20 vs. Kansas City, sacked Patrick Mahomes twice, including a sack-fumble (Saints recovered) that set up a score three plays later ... Started Saints' Divisional playoff game vs. Tampa Bay (no

statistics). **2021**—Played in 16 regular-season games (14 starts at RDE) and four playoff games (all starts at RDE) in first Bengals season, helping Cincinnati to a berth in Super Bowl LVI ... His team-high 14 sacks during the regular season were fifth-most in the NFL and second-most in team history ... Recorded at least a half sack in 11 straight games (Games 5-15), the longest such streak in team history and tied for the second-longest in NFL history ... Also helped Cincinnati rank fifth leaguewide in rushing defense (102.5 yards per game) during the regular season ... Recorded 1.5 sacks of Justin Fields on Sept. 19 at Chicago, including one sack/fumble (Bears recovered) ... Sacked QB Aaron Rodgers twice on Oct. 10 vs. Green Bay ... On Nov. 21 at Las Vegas, recorded a strip sack of Raiders QB Derek Carr, which DE Sam Hubbard recovered ... Had a strip sack of Ben Roethlisberger the following week on Nov. 28 vs. Pittsburgh; Hubbard recovered, and it set up a Bengals FG drive ... Recorded a sack/fumble (Bengals recovered) of Derek Carr in the first quarter of Wild Card Playoff vs. Las Vegas, and the Bengals turned it into a FG drive; Hendrickson later left the game with a concussion, but he returned the following week ... Recorded third-down sacks of Patrick Mahomes on consecutive possessions in the fourth quarter of the AFC Championship, both of which forced punts ... Part of Bengals defensive effort that in two wins over Kansas City (regular-season matchup on Jan. 2, and AFC Championship) held the Chiefs' high-powered offense in the second halves and one overtime (AFC Championship) to a combined 66 passing yards and six points ... Recorded one sack in Super Bowl LVI vs. the L.A. Rams — a seven-yard takedown of Matthew Stafford on the game's opening drive, helping to force a Rams punt two plays later ... Helped Bengals run defense hold the Rams to just 1.9 yards on 23 rushing attempts.

Pro Bowl participation: Selected to one game (2021) as a reserve DE for the AFC ... Did not play in 2021 season game, as Bengals advanced to Super Bowl LVI.

College: Played four seasons (2013-16) at Florida Atlantic ... Finished career with a school-record 29.5 sacks, along with 42.5 tackles for losses, eight FFs, two FRs and three PDs ... Earned first-team All-Conference USA honors as a senior, and was named the conference's Defensive MVP.

High school/personal: Hometown is Apopka, Fla. (outside Orlando) ... Attended Apopka High School, where he helped his team to a state championship as a senior in 2012 ... As a senior, had three INTs and two TDs on defense, 547 receiving yards and seven TDs on offense, and two blocked punts and a blocked PAT on special teams ... His father, Collie, played football at Missouri Southern State University ... Criminal justice major at FAU.

TREY HENDRICKSON'S STATISTICS

			DEFENSE							INTERCEPTIONS					SCORING				
YEAR	TEAM	G-S	ST	AT	TT	SKS-YDS	PD	FF	FR-YDS	NO	YDS	AVG	LG	TD	TD	TD-IntRt	TD-FRRt	S	PTS
2017	New Orleans	12-0	7	6	13	2-15	2	1	0-0	—	—	—	—	—	—	—	—	—	—
2018	New Orleans	5-0	7	1	8	0-0	0	0	0-0	—	—	—	—	—	—	—	—	—	—
2019	New Orleans	13-3	11	8	19	4.5-24	0	1	0-0	—	—	—	—	—	—	—	—	—	—
2020	New Orleans	15-15	22	3	25	13.5-71	1	1	0-0	—	—	—	—	—	—	—	—	—	—
2021	Cincinnati	16-14	21	13	34	14-96.5	0	3	0-0	—	—	—	—	—	—	—	—	—	—
N.O. TOTALS		45-18	47	18	65	20-110	3	3	0-0	—	—	—	—	—	—	—	—	—	—
CIN. TOTALS		16-14	21	13	34	14-96.5	0	3	0-0	—	—	—	—	—	—	—	—	—	—
CAREER		61-32	68	31	99	34-206.5	3	6	0-0	—	—	—	—	—	—	—	—	—	—

POSTSEASON																			
			DEFENSE							INTERCEPTIONS					SCORING				
YEAR	TEAM	G-S	ST	AT	TT	SKS-YDS	PD	FF	FR-YDS	NO	YDS	AVG	LG	TD	TD	TD-IntRt	TD-FRRt	S	PTS
2017	New Orleans	2-0	3	1	4	0-0	0	0	0-0	—	—	—	—	—	—	—	—	—	—
2018	New Orleans	1-0	0	0	0	0-0	0	0	0-0	—	—	—	—	—	—	—	—	—	—
2019	New Orleans	1-1	5	0	5	1-6	1	0	0-0	—	—	—	—	—	—	—	—	—	—
2020	New Orleans	1-1	0	0	0	0-0	0	0	0-0	—	—	—	—	—	—	—	—	—	—
2021	Cincinnati	4-4	5	3	8	3.5-33.5	0	1	0-0	—	—	—	—	—	—	—	—	—	—
N.O. TOTALS		5-2	8	1	9	1-6	1	0	0-0	—	—	—	—	—	—	—	—	—	—
CIN. TOTALS		4-4	5	3	8	3.5-33.5	0	1	0-0	—	—	—	—	—	—	—	—	—	—
CAREER		9-6	13	4	17	4.5-39.5	1	1	0-0	—	—	—	—	—	—	—	—	—	—

2021 REGULAR-SEASON GAME-BY-GAME															
		DEFENSE								INTERCEPTIONS					
DATE	OPPONENT	ST	AT	TT	SKS-YDS	INT-YDS	PD	FF	FR-YDS	NO	YDS	AVG	LG	TD	
9-12	MINNESOTA	0	0	0	0-0	0-0	0	0	0-0	—	—	—	—	—	
9-19	at Chicago	1	2	3	1.5-20.5	0-0	0	1	0-0	—	—	—	—	—	
9-26	at Pittsburgh	1	1	2	1-3	0-0	0	0	0-0	—	—	—	—	—	
9-30	JACKSONVILLE	1	0	1	0-0	0-0	0	0	0-0	—	—	—	—	—	
10-10	GREEN BAY	2	2	4	2-11	0-0	0	0	0-0	—	—	—	—	—	
10-17	at Detroit	2	0	2	1-10	0-0	0	0	0-0	—	—	—	—	—	
10-24	at Baltimore	1	0	1	1-7	0-0	0	0	0-0	—	—	—	—	—	
10-31	at N.Y. Jets	3	3	6	1-3	0-0	0	0	0-0	—	—	—	—	—	
11-7	CLEVELAND	1	0	1	1-7	0-0	0	0	0-0	—	—	—	—	—	
11-14	— BYE —														
11-21	at Las Vegas	2	0	2	1-5	0-0	0	1	0-0	—	—	—	—	—	
11-28	PITTSBURGH	2	0	2	1-0	0-0	0	1	0-0	—	—	—	—	—	
12-5	L.A. CHARGERS	1	3	4	1-6	0-0	0	0	0-0	—	—	—	—	—	
12-12	SAN FRANCISCO	1	0	1	1-10	0-0	0	0	0-0	—	—	—	—	—	
12-19	at Denver	1	2	3	0.5-5	0-0	0	0	0-0	—	—	—	—	—	
12-26	BALTIMORE	2	0	2	1-9	0-0	0	0	0-0	—	—	—	—	—	
1-2	KANSAS CITY	0	0	0	0-0	0-0	0	0	0-0	—	—	—	—	—	
1-9	at Cleveland				RESERVE / COVID-19					RESERVE / COVID-19					
TOTALS		21	13	34	14-96.5	0-0	0	3	0-0	—	—	—	—	—	



HICKS, CLARENCE

LB #50

Height: 6-2

Weight: 230

College: Texas-San Antonio

Experience: Rookie in 2022

2021 games-starts: 0-0

Career games-starts: 0-0

Born: 12-7-98

Hometown: Pensacola, Fla.

Acquired: CFA'22

A college free agent signee, Hicks looks to earn a roster spot among a young Bengals LB corps ... Outside LB with pass rushing prowess and ability to drop into coverage ... Spent three seasons (2019-21) at Texas-San Antonio, appearing in 38 games with 21 starts ... Totaled 10.5 sacks last season after combined two sacks the previous two years ... Transferred to UTSA following two-year JUCO career at Hutchinson (Kan.) Community College.

Career transactions: Signed with Cincinnati as college free agent on 5-13-22.

College highlights: Played in 38 games in three seasons (2019-21) at Texas-San Antonio, making 21 starts ... Recorded 108 tackles (69 solo), 31 TFLs, 12.5 sacks, three FFs, two INTs and seven PDs. **2021**—Played in all 14 games, starting 13 at outside LB ... Set a UTSA single-season record with 10.5 sacks ... Recorded 37 tackles (25 solo), 16.5 TFLs, one FF, one INT and three PDs ... First-team All-Conference USA and honorable mention All-America selection by Phil Steele ... Two-time C-USA Defensive Player of the Week

honoree ... Had six tackles, two sacks and a FF on Sept. 25 at Memphis. **2020**—Appeared in all 12 contests, with eight starts at outside LB ... Posted 46 tackles (25 solo), with 4.5 TFLs, one FF and one INT ... Recorded four games with five-plus tackles ... Logged five tackles and forced a fumble on Sept. 19 vs. Stephen F. Austin. **2019**—Played in all 12 games, registering 25 tackles (19 solo), 10 TFLs, two sacks and a FF ... The FF came in five-tackle effort on Nov. 9 at Old Dominion ... Transferred to UTSA after competing at JUCO powerhouse Hutchinson Community College in Hutchinson, Kan. **2018**—Recorded 36 tackles, 21.5 TFLs and 12 sacks as a sophomore at Hutchinson CC ... Earned second-team all-conference honors. **2017**—Had 16 tackles, 1.5 TFLs and two sacks in true freshman season.

High school: Attended Pine Forest High School in Pensacola, Fla. ... Had 47 tackles, nine TFLs, three sacks, and a FR for a TD as a senior in 2016.

Personal: Hometown is Pensacola, Fla. ... Majored in multidisciplinary studies at UTSA.



HIGGINS, TEE

WR #85

Height: 6-4
Weight: 219
College: Clemson
Experience: 3rd-year player in 2022

2021 games-starts: 14-14
Career games-starts: 30-28
Born: 1-18-99
Hometown: Oak Ridge, Tenn.
Acquired: D2'20

A 2020 second-round pick of the Bengals, Higgins has quickly become one of the NFL's top young receivers ... Caught 74 passes for 1091 yards and six TDs during 2021 regular season, despite missing three games ... Had six combined 100-yard receiving games in 2021, including two in the playoffs (AFC Championship and Super Bowl LVI) ... Caught two TDs in Super Bowl LVI, and posted a game-high 100 receiving yards ... Together with rookie WR Ja'Marr Chase, became the youngest WR duo in NFL history to top 1000 receiving yards in a season (Higgins was 22, Chase was 21) ... As a rookie in 2020, led team in receiving yards (908) and receiving TDs (six), and was second in catches (67) ... Played three seasons (2017-19) at Clemson, and his 27 career receiving TDs tied DeAndre Hopkins and Sammy Watkins for most in school history ... Also an accomplished prep basketball player who was known for highlight-reel dunks, and was finalist for Tennessee's Mr. Basketball award as junior ... Enters 2022 with eight career 100-yard receiving games, including two in postseason.

Career transactions: Selected by Cincinnati in second round of 2020 NFL Draft (33rd overall) ... Signed with Bengals on 7-28-20.

Pro career: 2020—Played in all 16 games (14 starts) as a rookie ... Led team in receiving yards (908) and receiving TDs (six), and was second in catches (67) ... Had two 100-yard games ... At the time, his receptions total tied Cris Collinsworth for Bengals rookie record, while receiving yardage total was fourth and receiving TDs total tied for fifth ... Ranked third among NFL rookies in 2020 in receptions, receiving yards and receiving TDs ... Made NFL debut on Sept. 13 vs. L.A. Chargers (no statistics) ... Recorded first career start and first career reception (18-yarder) on Sept. 17 at Cleveland ... Caught first (one yard) and second (four yards) career TD passes on Sept. 27 at Philadelphia, making him just the fifth Bengals rookie ever with a multi-TD performance ... Tallied his first career 100-yard receiving game on Oct. 18 at Indianapolis, when he hauled in six catches for season-high 125 yards, including a 67-yarder that set up a TD on the next play ... Recorded 115 receiving yards and a two-yard TD on season-high seven catches on Nov. 15 at Pittsburgh ... Posted six catches for 99 yards and a TD (20 yards) on Dec. 27 at Houston ... Entered season finale vs. Baltimore just 92 yards away from becoming third Bengals rookie ever to record 1000 receiving yards, but he left game with an injury on Cincinnati's first possession before recording a catch; injury occurred on his own 41-yard catch-

and-run play negated by a penalty away from the ball. **2021**—Played in 14 regular-season games (all starts) and all four postseason games (three starts), as Bengals won AFC Championship and advanced to Super Bowl LVI ... Missed Games 3-4 due to shoulder injury, and Game 17 when Cincinnati rested starters for playoffs ... Caught 74 passes for 1091 yards and six TDs during the regular season ... Had four 100-yard receiving games in the regular season, with each coming in his final six games ... Streak of three straight 100-yard receiving games tied for the third-longest such streak in team history — 114 yards and a TD on Nov. 28 vs. Pittsburgh, 138 yards and a TD on Dec. 5 vs. the L.A. Chargers, and 114 yards on Dec. 12 vs. San Francisco ... Posted career-highs in catches (12) and receiving yards (194), with two TDs, on Dec. 26 vs. Baltimore ... Caught six passes for game-high 103 yards in AFC Championship win at Kansas City ... Caught four passes for game-high 100 yards in Super Bowl LVI, including two TDs — a six-yarder on a trick play from HB Joe Mixon, and a 75-yarder on the first offensive play of the second half (the longest play from scrimmage in Bengals postseason history).

College: Spent three seasons (2017-19) at Clemson ... Played in 43 career games, and compiled 135 receptions for 2448 yards and 27 TDs ... Receiving TDs total tied for most in school history with DeAndre Hopkins and Sammy Watkins ... First player in school history with double-digit TD receptions in consecutive seasons ... Helped Clemson to berths in the college football playoff in each of his three seasons ... Tigers finished 15-0 and won national championship during his sophomore season in 2018, and 14-1 and national runners up as a junior in '19.

High school/personal: Hometown is Oak Ridge, Tenn. (outside Knoxville) ... Attended Oak Ridge High School, where he won Tennessee's Mr. Football award for the AAAAA level as both a junior and senior ... Caught 68 passes for 1044 yards and 18 TDs as a senior, and added three scores on punt returns and another on an INT return ... Considered one of the top WR prospects in the country, and played in 2017 Under Armour All-American Game ... Also an outstanding prep basketball player, he averaged 15 points and 6.6 rebounds per game as junior and was finalist for Tennessee's Mr. Basketball award ... Sports communication major at Clemson ... Considered former Bengal A.J. Green his favorite NFL player growing up and says he modeled his game after Green.

TEE HIGGINS' STATISTICS

YEAR	TEAM	G-S	RECEIVING					RUSHING					SCORING					
			NO	YDS	AVG	LG	TD	ATT	YDS	AVG	LG	TD	TD	TD-R	TD-P	TD-Rt	2-PtC	PTS
2020	Cincinnati	16-14	67	908	13.6	67	6	5	28	5.6	13	0	6	0	6	0	0	36
2021	Cincinnati	14-14	74	1091	14.7	54	6	0	0	—	—	0	6	0	6	0	1	38
CAREER		30-28	141	1999	14.2	67	12	5	28	5.6	13	0	12	0	12	0	1	74

RECEIVING SINGLE-GAME HIGHS: RECEPTIONS—12 (12-26-21 vs. Baltimore). YARDS—194 (12-26-21 vs. Baltimore). LONG—67 (10-18-20 at Indianapolis). TOUCHDOWNS—2 (two times; most recently 12-26-21 vs. Baltimore).

RUSHING SINGLE-GAME HIGHS: ATTEMPTS—2 (11-1-20 vs. Tennessee). YARDS—13 (10-4-20 vs. Jacksonville). LONG—13 (10-4-20 vs. Jacksonville). TOUCHDOWNS—(none).

POSTSEASON

YEAR	TEAM	G-S	RECEIVING					RUSHING					SCORING					
			NO	YDS	AVG	LG	TD	ATT	YDS	AVG	LG	TD	TD	TD-R	TD-P	TD-Rt	2-PtC	PTS
2021	Cincinnati	4-3	18	309	17.2	75t	2	—	—	—	—	—	2	0	2	0	0	12
CAREER		4-3	18	309	17.2	75t	2	—	—	—	—	—	2	0	2	0	0	12

2021 REGULAR-SEASON GAME-BY-GAME

		RECEIVING					RUSHING				
DATE	OPPONENT	NO	YDS	AVG	LG	TD	ATT	YDS	AVG	LG	TD
2020 / CINCINNATI											
9-13	L.A. CHARGERS	0	0	—	—	0	0	0	—	—	0
9-17	at Cleveland	3	35	11.7	18	0	0	0	—	—	0
9-27	at Philadelphia	5	40	8.0	16	2	0	0	—	—	0
10-4	JACKSONVILLE	4	77	19.3	30	0	1	13	13.0	13	0
10-11	at Baltimore	4	62	15.5	26	0	0	0	—	—	0
10-18	at Indianapolis	6	125	20.8	67	0	1	2	2.0	2	0
10-25	CLEVELAND	5	71	14.2	27	1	1	7	7.0	7	0
11-1	TENNESSEE	6	78	13.0	24	0	2	6	3.0	6	0
11-8	— BYE —										
11-15	at Pittsburgh	7	115	16.4	54	1	0	0	—	—	0
11-22	at Washington	3	26	8.7	25	0	0	0	—	—	0
11-29	N.Y. GIANTS	5	44	8.8	18	1	0	0	—	—	0
12-6	at Miami	5	56	11.2	22	0	0	0	—	—	0
12-13	DALLAS	5	49	9.8	18	0	0	0	—	—	0
12-21	PITTSBURGH	3	31	10.3	14	0	0	0	—	—	0
12-27	at Houston	6	99	16.5	30	1	0	0	—	—	0
1-3	BALTIMORE	0	0	—	—	0	0	0	—	—	0
2021 / CINCINNATI											
9-12	MINNESOTA	4	58	14.5	28	1	0	0	—	—	0
9-19	at Chicago	6	60	10.0	14	1	0	0	—	—	0
9-26	at Pittsburgh			INACTIVE					INACTIVE		
9-30	JACKSONVILLE			INACTIVE					INACTIVE		
10-10	GREEN BAY	5	32	6.4	10	0	0	0	—	—	0
10-17	at Detroit	3	44	14.7	23	0	0	0	—	—	0
10-24	at Baltimore	7	62	8.9	11	0	0	0	—	—	0
10-31	at N.Y. Jets	4	97	24.3	54	0	0	0	—	—	0
11-7	CLEVELAND	6	78	13.0	20	0	0	0	—	—	0
11-14	— BYE —										
11-21	at Las Vegas	2	15	7.5	9	0	0	0	—	—	0
11-28	PITTSBURGH	6	114	19.0	32t	1	0	0	—	—	0
12-5	L.A. CHARGERS	9	138	15.3	29t	1	0	0	—	—	0
12-12	SAN FRANCISCO	5	114	22.8	27	0	0	0	—	—	0
12-19	at Denver	2	23	11.5	17	0	0	0	—	—	0
12-26	BALTIMORE	12	194	16.2	52	2	0	0	—	—	0
1-2	KANSAS CITY	3	62	20.7	39	0	0	0	—	—	0
1-9	at Cleveland			INACTIVE					INACTIVE		
Postseason											
1-15	LAS VEGAS	1	10	10.0	10	0	0	0	—	—	0
1-22	at Tennessee	7	96	13.7	22	0	0	0	—	—	0
1-30	at Kansas City	6	103	17.2	44	0	0	0	—	—	0
2-13	L.A. RAMS	4	100	25.0	75t	2	0	0	—	—	0



HILL, B.J.

DT #92**Height:** 6-3**Weight:** 311**College:** North Carolina State**Experience:** 5th-year player in 2022**2021 games-starts:** 16-2**Career games-starts:** 64-19**Born:** 4-20-95**Hometown:** Oakboro, N.C.**Acquired:** T(NYG)'21

Acquired in a trade with the N.Y. Giants shortly before 2021 regular season, Hill proved to be a productive interior defender and playmaker during Bengals' run to Super Bowl LVI ... Notched 5.5 sacks (fourth on team) as a reserve DT (three-technique) during regular season, and saw action on 47.4 percent of defensive snaps in his 16 games (two starts) ... Thrust into starting role following season-ending injury to DT Larry Ogunjobi in Wild Card Playoff ... Made one of the signature plays of 2021 postseason in the AFC Championship at Kansas City, when he picked off QB Patrick Mahomes in Chiefs territory to set up Bengals TD drive that completed Cincinnati's 18-point comeback ... Originally a Giants third-round pick out of North Carolina State in 2018 ... Enters 2022 having played in all 68 possible games (including playoffs) of his career ... Brought familiarity with Bengals defensive coordinator Lou Anarumo, who was on the Giants' defensive staff during Hill's rookie season in 2018 ... Set Giants rookie record with 5.5 sacks in 2018 (records date back to when sacks became an official stat in 1981) ... Was college roommates with Bengals LB Germaine Pratt.

Career transactions: Selected by N.Y. Giants in third round of 2018 NFL Draft (69th overall) ... Signed with Giants on 6-7-18 ... Acquired by Cincinnati in trade with Giants on 8-30-21 ... Signed contract extension with Bengals on 3-15-22.

Pro career: 2018—Played in all 16 games (12 starts) with the Giants as a rookie ... Set Giants' rookie record with 5.5 sacks (records date back to when sacks became an official stat in 1981) ... Sack total also ranked second on team ... Recorded his first NFL sack on Sept. 23 at Houston, when he took down Deshaun Watson for a seven-yard loss ... Had a three-sack game on Dec. 2 vs. Chicago ... Also had an eight-yard sack of Drew Brees on Sept. 30. **2019**—Played in all 16 games (five starts) for the Giants ... Posted 36 tackles and a sack ... Lone sack of season was an 11-yarder of Washington QB Case Keenum. **2020**—Played in all 16 games for the Giants, and posted 32 tackles and a sack ... Lone sack of season came on Sept. 20 at Chicago, when he took down Mitchell Trubisky for a nine-yard loss. **2021**—Acquired by Cincinnati in a trade with N.Y. Giants on Aug. 30, just before final cuts (Giants acquired C Billy

Price) ... Played in 16 regular-season games (two starts) and all four playoff games (three starts), as Bengals won AFC Championship and advanced to Super Bowl LVI ... Totaled 50 tackles and 5.5 sacks (fourth on team) during regular season, seeing time mostly as a rotational three-technique DT ... Saw action on 47.4 percent of defensive snaps in the 16 games in which he played ... Helped Cincinnati rank fifth leaguewide in rushing defense (102.5 yards per game) during the regular season ... In season-opener vs. Minnesota, his first game as a Bengal, recorded two sacks of Vikings QB Kirk Cousins ... Thrust into starting role for final three playoff games, after starting DT Larry Ogunjobi suffered a season-ending injury in the Wild Card Playoff ... Sacked Derek Carr for a seven-yard loss as Raiders drove the field late in Wild Card Playoff with a chance to tie ... Made one of the signature plays of 2021 postseason in the AFC Championship at Kansas City, when he picked off QB Patrick Mahomes in Chiefs territory to set up Bengals TD drive that completed Cincinnati's 18-point comeback; later in the game, he shared with DE Trey Hendrickson a third-down sack of Mahomes that forced a Chiefs punt ... Part of Bengals defensive effort that in two wins over Kansas City (regular-season matchup on Jan. 2, and AFC Championship on Jan. 30) held the Chiefs' high-powered offense in the second halves and one overtime (AFC Championship) to a combined 66 passing yards and six points ... Started Super Bowl LVI against the L.A. Rams and had three tackles, including a third-down TFL of RB Darrell Henderson to force a Rams punt on the opening drive ... Helped Bengals run defense hold the Rams to just 1.9 yards on 23 rushing attempts.

College: Spent four years (2014-17) at North Carolina State ... Played in 51 career games (44 starts), and totaled 187 tackles, 26.5 tackles for losses, nine sacks, two FFs, two FRs, 11 QB hits and 10 pass break ups ... Earned starting job midway through freshman season ... Played in 2018 Senior Bowl.

High school/personal: Hometown is Oakboro, N.C. ... Attended West Stanly High School, where as a senior he had nine sacks an INT as a DE, and 118 carries for 189 yards and five TDs as a RB ... Also played on West Stanly's basketball team ... Criminology major at N.C. State.

B.J. HILL'S STATISTICS

YEAR	TEAM	G-S	DEFENSE							INTERCEPTIONS					SCORING				
			ST	AT	TT	SKS-YDS	PD	FF	FR-YDS	NO	YDS	AVG	LG	TD	TD	TD-IntRt	TD-FRRt	S	PTS
2018	N.Y. Giants	16-12	32	16	48	5.5-35.5	2	0	0-0	—	—	—	—	—	—	—	—	—	—
2019	N.Y. Giants	16-5	15	21	36	1-11	0	0	0-0	—	—	—	—	—	—	—	—	—	—
2020	N.Y. Giants	16-0	15	17	32	1-9	1	0	0-0	—	—	—	—	—	—	—	—	—	—
2021	Cincinnati	16-2	29	21	50	5.5-43	0	0	0-0	—	—	—	—	—	—	—	—	—	—
NYG TOTALS		48-17	62	54	116	7.5-55.5	3	0	0-0	—	—	—	—	—	—	—	—	—	—
CIN. TOTALS		16-2	29	21	50	5.5-43	0	0	0-0	—	—	—	—	—	—	—	—	—	—
CAREER		64-19	91	75	166	13-98.5	3	0	0-0	—	—	—	—	—	—	—	—	—	—

POSTSEASON

YEAR	TEAM	G-S	DEFENSE							INTERCEPTIONS					SCORING				
			ST	AT	TT	SKS-YDS	PD	FF	FR-YDS	NO	YDS	AVG	LG	TD	TD	TD-IntRt	TD-FRRt	S	PTS
2021	Cincinnati	4-3	6	7	13	1.5-11.5	1	0	0-0	1	3	3.0	3	0	—	—	—	—	—
CAREER		4-3	6	7	13	1.5-11.5	1	0	0-0	1	3	3.0	3	0	—	—	—	—	—

2021 REGULAR-SEASON GAME-BY-GAME

DATE	OPPONENT	DEFENSE								INTERCEPTIONS				
		ST	AT	TT	SKS-YDS	INT-YDS	PD	FF	FR-YDS	NO	YDS	AVG	LG	TD
9-12	MINNESOTA	3	0	3	2-17	0-0	0	0	0-0	—	—	—	—	—
9-19	at Chicago	2	1	3	0-0	0-0	0	0	0-0	—	—	—	—	—
9-26	at Pittsburgh	2	0	2	1-5	0-0	0	0	0-0	—	—	—	—	—
9-30	JACKSONVILLE	0	2	2	0-0	0-0	0	0	0-0	—	—	—	—	—
10-10	GREEN BAY	1	3	4	0-0	0-0	0	0	0-0	—	—	—	—	—
10-17	at Detroit	1	0	1	0-0	0-0	0	0	0-0	—	—	—	—	—
10-24	at Baltimore	0	1	1	0-0	0-0	0	0	0-0	—	—	—	—	—
10-31	at N.Y. Jets	2	0	2	0-0	0-0	0	0	0-0	—	—	—	—	—
11-7	CLEVELAND	2	3	5	0-0	0-0	0	0	0-0	—	—	—	—	—
11-14	— BYE —													
11-21	at Las Vegas	1	0	1	0-0	0-0	0	0	0-0	—	—	—	—	—
11-28	PITTSBURGH	3	1	4	1-9	0-0	0	0	0-0	—	—	—	—	—
12-5	L.A. CHARGERS	1	4	5	0.5-3	0-0	0	0	0-0	—	—	—	—	—
12-12	SAN FRANCISCO	3	1	4	1-9	0-0	0	0	0-0	—	—	—	—	—
12-19	at Denver	2	3	5	0-0	0-0	0	0	0-0	—	—	—	—	—
12-26	BALTIMORE	4	0	4	0-0	0-0	0	0	0-0	—	—	—	—	—
1-2	KANSAS CITY	2	2	4	0-0	0-0	0	0	0-0	—	—	—	—	—
1-9	at Cleveland				RESERVE / COVID-19					RESERVE / COVID-19				
TOTALS		29	21	50	5.5-43	0-0	0	0	0-0	—	—	—	—	—



HILL, DAX

S #23

Height: 6-0
Weight: 191
College: Michigan
Experience: Rookie in 2022

2021 games-starts: 0-0
Career games-starts: 0-0
Born: 9-29-00
Hometown: Tulsa, Okla.
Acquired: D1'22

Cincinnati's first-round draft pick this April, Hill brings a highly touted versatility to the Bengals defense ... Listed by Bengals as a S, but can line up as a slot CB and occasionally on the outside ... Spent three seasons (2019-21) at Michigan, emerging as an All-Big Ten performer his junior year ... Started 23 games in the secondary, while also contributing on special teams units ... After making just three starts as a freshman, he became a fixture at S during the COVID-shortened 2020 campaign ... His brother, Justice, is currently an RB with the Baltimore Ravens.

Career transactions: Selected by Cincinnati in first round of 2022 NFL Draft (31st overall) ... Signed with Bengals on 5-18-22.

Defensive coordinator Lou Anarumo says: "He can do a number of different things. We've used a bunch of three-safety packages in the past, and we're looking forward to doing different things with him. He can blitz off the edge, he can cover, he's good against the run, good getting off blocks. We're getting a good overall football player."

College highlights: Played three seasons (2019-21) at Michigan ... Appeared in 33 career games, starting the final 23 ... Recorded 151 tackles (96 solo), 7.5 TFLs, four INTs, 20 PDs and three FRs. **2021**—Started all 14 games in the secondary ... Logged 69 tackles, with 4.5 for losses, one assisted sack, two INTs, one FR, and a team-high 11 PDs ... Named first-team

All-Big Ten by the league's coaches ... Earned Big Ten Defensive Player of the Week honors twice ... Had six tackles and an INT on Oct. 4 at Wisconsin ... recorded seven tackles (four solo) on Nov. 27 vs. No. 2 Ohio State. **2020**—Started all six games at S, registering 46 tackles (30 solo), one INT and five PDs ... All-Big Ten honorable mention ... Had seven-plus tackles in each of his final five games ... Logged a career-high 11 tackles (seven solo) on Nov. 14 vs. Wisconsin ... Had nine tackles and an INT on Nov. 21 at Rutgers ... Followed that up with nine tackles and a PD on Nov. 28 vs. Penn State. **2019**—Played in all 13 games, starting the final three at S ... Recorded 36 tackles (25 solo), three TFLs, one INT, four PDs and two FRs ... Established himself as a core member of the special teams units ... Caught a 25-yard pass to convert a fake punt on Sept. 7 vs. Army ... Made first career start on Nov. 23 at Indiana, recording eight solo tackles and an INT ... Had eight tackles, with 1.5 TFLs, in Citrus Bowl vs. Alabama on Jan. 1.

High school: Attended Booker T. Washington High School in Tulsa, Okla. ... Made 93 tackles (67 solo), with nine TFLs, one sack, two INTs, nine PDs, three FFs and one FR his senior season ... Also caught 13 passes for 360 yards and seven TDs as a WR ... Named the 2018-19 Gatorade Player of the Year in Oklahoma ... Invited to play in the 2019 U.S. Army All-American Bowl.

Personal: Hometown is Tulsa, Okla. ... AfroAmerican and African studies major at Michigan.



HILL, TREY

C #63**Height:** 6-4**Weight:** 335**College:** Georgia**Experience:** 2nd-year player in 2022**2021 games-starts:** 13-3**Career games-starts:** 13-3**Born:** 1-23-00**Hometown:** Warner Robins, Ga.**Acquired:** D6a'21

A sixth-round pick in 2021, Hill played in 17 games (three starts) and saw 210 snaps on offense as a rookie between the regular season and playoffs ... Listed at C, and made two starts there as a rookie, but also made one start at RG ... Is a young prospect — turned 22 during Cincinnati's playoff run — who is considered a stout interior blocker with good movement skills and a high football IQ ... In college at Georgia, started 26 career games (22 at C, four at RG) on what was widely considered one of college football's top offensive lines ... Spent three years (2018-20) at Georgia, and chose to forgo final season of eligibility to enter NFL draft.

Career transactions: Selected by Cincinnati in sixth round of 2021 NFL Draft (190th overall) ... Signed with Bengals on 5-17-21.

Pro career: 2021—Played in 13 regular-season games (three starts) and all four postseason games, as Cincinnati won the AFC Championship and advanced to Super Bowl LVI ... Active/DNP (coaches' decision) in Games 1-2 and 14-15 ... Saw 210 snaps on offense during regular season (none in postseason) ... Started at RG as injury replacement in Game 6 at Detroit, started at C in Game 12 vs. L.A. Chargers as an injury replacement, and started at C in season finale at Cleveland while Bengals rested starters for the playoffs ... Played in all four postseason games for Cincinnati, including Super Bowl LVI, and saw 20 snaps on special teams.

College: Spent three seasons (2018-20) at the University of Georgia; chose to forgo his final year of eligibility to enter the NFL Draft ... Played in 36 career games (26 starts) ... Two-year full-time starter at C, but also saw four starts at RG as a true freshman.

High school/personal: Hometown is Warner Robbins, Ga. ... Attended Houston County High School in Warner Robbins, Ga. ... As a senior in 2017, blocked for team's 1354 rushing yards ... Played in 2018 Army All-American Game ... Also participated in track and field (shot put) ... Graduated from Georgia with a degree in Sport Management in Fall of 2020.

TREY HILL'S STATISTICS

GAMES-STARTS

YEAR	TEAM	GAMES	STARTS
2021	Cincinnati.....	13	3
CAREER		13	3

POSTSEASON

GAMES-STARTS

YEAR	TEAM	GAMES	STARTS
2021	Cincinnati.....	4	0
CAREER		4	0



HILTON, MIKE

CB #21**Height:** 5-9**Weight:** 184**College:** Mississippi**Experience:** 6th-year player in 2022**2021 games-starts:** 17-9**Career games-starts:** 76-29**Born:** 3-9-94**Hometown:** Fayetteville, Ga.**Acquired:** UFA(Pitt.)'21

A key free agency acquisition in 2021, Hilton is widely considered among NFL's top nickel CBs and has proven to be a respected veteran leader in the locker room ... Made several key plays in Cincinnati's run to Super Bowl LVI, including INT of Ryan Tannehill on first-and-goal in Divisional Playoff at Tennessee ... Known for his sure tackling, Hilton's eight tackles for losses during the regular season were the most by a Bengals DB since at least 2000, when the NFL's Game Statistics Information System (GSIS) began to track that statistic ... Originally a college free agent signee of Jacksonville in 2016, and then spent time briefly on New England's practice squad before settling with Pittsburgh late in his rookie season.

Career transactions: Signed with Jacksonville as college free agent on 5-6-16 ... Waived by Jaguars on 8-30-16 ... Signed to New England practice squad on 9-6-16 ... Released from Patriots practice squad on 9-13-16 ... Signed to Pittsburgh practice squad on 12-13-16 ... Signed to Steelers roster on 1-23-17 ... Signed contract extension with Steelers on 1-16-18 ... Received tender offer from Steelers on 3-5-19 ... Steelers contract expired on 3-13-19; became exclusive rights player ... Re-signed with Steelers as exclusive rights player on 7-25-19 ... Received tender offer from Steelers on 3-18-20 ... Steelers contract expired on 3-18-20; became restricted free agent ... Re-signed with Steelers as restricted free agent on 6-12-20 ... Steelers contract expired on 3-17-21; became unrestricted free agent ... Signed with Cincinnati as unrestricted free agent on 3-19-21.

Pro career: 2016—Did not play as a rookie ... Spent offseason with Jacksonville, but was waived at the end of preseason ... Spent four days on New England's practice squad in September ... Signed in December to Pittsburgh's practice squad, where he spent the remainder of the season. **2017**—Made Steelers' active roster out of training camp, and went on to play in all 16 games (four starts) ... Totaled 54 tackles, four sacks, six PDs, two INTs and a FF ... Made NFL debut in season-opener at Cleveland, and recorded two tackles ... On Oct. 1 at Baltimore, took down Joe Flacco in the third quarter for his first career sack, and then picked off Flacco in the fourth quarter for his first career INT ... Named AFC Defensive Player of the Week for Christmas Day performance at Houston, when he recorded three sacks of Texans QB T.J. Yates ... Played in Steelers' Divisional playoff game vs. Jacksonville (no statistics). **2018**—Played in 15 games (two starts) for Pittsburgh ... Inactive Sept. 30 at Baltimore (elbow) ... Posted 56 tackles, a sack, eight PDs, an INT and two FRs ... Picked off Ryan Fitzpatrick Sept. 24 at Tampa Bay, and then later recovered first fumble of his career ... On Dec. 9 at Oakland, recorded a team-high eight tackles, including a six-yard sack of Derek Carr, and also recovered a fumble. **2019**—Played in all 16 games (eight starts) for Pittsburgh ... Totaled 63 tackles,

1.5 sacks, 11 PDs, an INT, a FF and a FR ... His six tackles for losses led all NFL CBs, and his five QB hits ranked second among CBs ... Intercepted Ravens QB Lamar Jackson Oct. 6 ... Recorded three tackles and split a sack on Ravens QB Robert Griffin III Dec. 29 at Baltimore. **2020**—Played in 12 games (six starts) for Pittsburgh ... Inactive for four games due to shoulder injury ... Posted 50 tackles (led secondary), three sacks, seven PDs, three INTs, a FF and two FRs ... Recorded a sack of Jeff Driskel on Sept. 20 vs. Denver, and also recovered a Drew Lock fumble in the first quarter that set up a Steelers TD ... In season-opener at the N.Y. Giants, recorded a third-down sack of QB Daniel Jones in the fourth quarter that forced a punt ... On Sept. 27 vs. Houston, intercepted a Deshaun Watson pass in the fourth quarter with the Steelers trailing by one point; his pick set up a go-ahead TD drive that ended up being the deciding score ... Played in Wild Card Playoff vs. Cleveland, and had two tackles. **2021**—Played in all 17 regular-season games (nine starts at NCB) and all four postseason games (three starts at NCB) in first season with Bengals, as Cincinnati won the AFC Championship and advanced to Super Bowl LVI ... Posted 66 tackles during the regular season, along with two INTs (one pick-six), five PDs and a FF ... On Nov. 28 vs. Pittsburgh, his former team, he intercepted Ben Roethlisberger and returned it 24 yards for what he said after the game was the first pick six of his career at any level of football ... Forced a fumble by RB Austin Eckler (Bengals recovered) to set up a Cincinnati TD drive on Dec. 5 vs. the L.A. Chargers ... In regular-season finale at Cleveland, thwarted a Browns scoring opportunity when he intercepted a Case Keenum pass as Browns were at Bengals' 11-yard line with nine seconds remaining in the first half ... Made back-to-back critical plays in the third quarter of Cincinnati's Divisional Playoff win at Tennessee — he chased down RB D'Onta Foreman on a 45-yard run and made a TD-saving tackle at the nine-yard line, and then on the very next play he batted a Ryan Tannehill pass into the air and intercepted it (19-yard return) to thwart a Titans goal-to-go scoring opportunity ... Started at NCB and played all 69 defensive snaps in Super Bowl LVI, and had four tackles.

College: Played four seasons (2012-15) at Mississippi ... Played every position in the secondary, bouncing between CB and S early in his career before settling full-time at S prior to his senior season ... Semifinalist for the Jim Thorpe Award as a senior, in his first year as a full-time safety.

High school/personal: Hometown is Fayetteville, Ga. (outside Atlanta) ... Attended Sandy Creek High School in Tyrone, Ga. ... As a senior, helped team to 12-1 record and berth in the state playoffs ... Broke school record with nine INTs as a junior ... Graduated from Mississippi with a degree in general studies.

MIKE HILTON'S STATISTICS

			DEFENSE							INTERCEPTIONS					SCORING							
YEAR	TEAM	G-S	ST	AT	TT	SKS-YDS	PD	FF	FR-YDS	NO	YDS	AVG	LG	TD	TD	TD-IntRt	TD-FRRt	S	PTS			
2016	New England	0-0	DID NOT PLAY*							DID NOT PLAY*					DID NOT PLAY*							
	Pittsburgh	0-0	DID NOT PLAY*							DID NOT PLAY*					DID NOT PLAY*							
2017	Pittsburgh	16-4	42	12	54	4-34	6	1	0-0	2	45	22.5	26	0	0	0	0	0	0			
2018	Pittsburgh	15-2	43	13	56	1-6	8	0	2-2	1	0	0.0	0	0	0	0	0	0	0			
2019	Pittsburgh	16-8	50	13	63	1.5-10	11	1	1-0	1	1	1.0	1	0	0	0	0	0	0			
2020	Pittsburgh	12-6	41	9	50	3-25	7	1	2-22	3	5	1.7	8	0	0	0	0	0	0			
2021	Cincinnati	17-9	48	18	66	0-0	5	1	0-0	2	59	29.5	35	1	1	1	0	0	6			
N.E. TOTALS		0-0	0	0	0	0-0	0	0	0-0	0	0	—	—	0	0	0	0	0	0			
PITT. TOTALS		59-20	176	47	223	9.5-75	32	3	5-24	7	51	7.3	26	0	0	0	0	0	0			
CIN. TOTALS		17-9	48	18	66	0-0	5	1	0-0	2	59	29.5	35	1	1	1	0	0	6			
CAREER		76-29	224	65	289	9.5-75	37	4	5-24	9	110	12.2	35	1	1	1	0	0	6			
			SPECIAL TEAMS							KICKOFF RETURNS					PUNT RETURNS							
YEAR	TEAM		ST	AT	TT	FF	FR-YDS	BP	BFG	BXP	NO	YDS	AVG	FC	LG	TD	NO	YDS	AVG	FC	LG	TD
2017	Pittsburgh		6	4	10	0	0-0	0	0	0	—	—	—	—	—	—	—	—	—	—	—	—
2018	Pittsburgh		1	0	1	0	0-0	0	0	0	—	—	—	—	—	—	—	—	—	—	—	—
2019	Pittsburgh		2	0	2	0	0-0	0	0	0	—	—	—	—	—	—	—	—	—	—	—	—
2020	Pittsburgh		1	0	1	0	0-0	0	0	0	—	—	—	—	—	—	—	—	—	—	—	—
CAREER			10	4	14	0	0-0	0	0	0	—	—	—	—	—	—	—	—	—	—	—	—

POSTSEASON																			
			DEFENSE							INTERCEPTIONS					SCORING				
YEAR	TEAM	G-S	ST	AT	TT	SKS-YDS	PD	FF	FR-YDS	NO	YDS	AVG	LG	TD	TD	TD-IntRt	TD-FRRt	S	PTS
2017	Pittsburgh	1-0	0	0	0	0-0	0	0	0-0	0	0	—	—	0	—	—	—	—	—
2020	Pittsburgh	1-0	2	0	2	0-0	0	0	0-0	0	0	—	—	0	—	—	—	—	—
2021	Cincinnati	4-3	8	5	13	0-0	4	0	0-0	1	19	19.0	19	0	—	—	—	—	—
PITT. TOTALS		2-0	2	0	2	0-0	0	0	0-0	0	0	—	—	0	—	—	—	—	—
CIN. TOTALS		4-3	8	5	13	0-0	4	0	0-0	1	19	19.0	19	0	—	—	—	—	—
CAREER		6-3	10	5	15	0-0	4	0	0-0	1	19	19.0	19	0	—	—	—	—	—

		SPECIAL TEAMS									KICKOFF RETURNS						PUNT RETURNS					
YEAR	TEAM	ST	AT	TT	FF	FR-YDS	BP	BFG	BXP	NO	YDS	AVG	FC	LG	TD	NO	YDS	AVG	FC	LG	TD	
2017	Pittsburgh	1	1	2	0	0-0	0	0	0	—	—	—	—	—	—	—	—	—	—	—	—	
CAREER		1	1	2	0	0-0	0	0	0	—	—	—	—	—	—	—	—	—	—	—	—	

* NOTE: In 2016, Hilton was on the practice squad for one regular-season game with New England, as well as three regular-season games and three postseason games with Pittsburgh.

2021 REGULAR-SEASON GAME-BY-GAME																						
		DEFENSE									INTERCEPTIONS											
DATE	OPPONENT	ST	AT	TT	SKS-YDS	INT-YDS	PD	FF	FR-YDS		NO	YDS	AVG	LG	TD							
9-12	MINNESOTA	4	2	6	0-0	0-0	0	0	0-0		0	0	—	—	0							0
9-19	at Chicago	2	1	3	0-0	0-0	0	0	0-0		0	0	—	—	0							0
9-26	at Pittsburgh	3	2	5	0-0	0-0	0	0	0-0		0	0	—	—	0							0
9-30	JACKSONVILLE	2	1	3	0-0	0-0	0	0	0-0		0	0	—	—	0							0
10-10	GREEN BAY	3	1	4	0-0	0-0	1	0	0-0		0	0	—	—	0							0
10-17	at Detroit	3	0	3	0-0	0-0	0	0	0-0		0	0	—	—	0							0
10-24	at Baltimore	2	0	2	0-0	0-0	0	0	0-0		0	0	—	—	0							0
10-31	at N.Y. Jets	2	1	3	0-0	0-0	0	0	0-0		0	0	—	—	0							0
11-7	CLEVELAND	2	0	2	0-0	0-0	0	0	0-0		0	0	—	—	0							0
11-14	— BYE —																					
11-21	at Las Vegas	2	0	2	0-0	0-0	0	0	0-0		0	0	—	—	0							0
11-28	PITTSBURGH	2	2	4	0-0	1-24	1	0	0-0		1	24	24.0	24	1							1
12-5	L.A. CHARGERS	6	3	9	0-0	0-0	1	1	0-0		0	0	—	—	0							0
12-12	SAN FRANCISCO	2	1	3	0-0	0-0	0	0	0-0		0	0	—	—	0							0
12-19	at Denver	4	0	4	0-0	0-0	0	0	0-0		0	0	—	—	0							0
12-26	BALTIMORE	5	1	6	0-0	0-0	0	0	0-0		0	0	—	—	0							0
1-2	KANSAS CITY	2	3	5	0-0	0-0	1	0	0-0		0	0	—	—	0							0
1-9	at Cleveland	2	0	2	0-0	1-35	1	0	0-0		1	35	35.0	35	0							0
TOTALS		48	18	66	0-0	2-59	5	1	0-0		2	59	29.5	35	1							1



HOLYFIELD, ELIJAH

HB #36

Height: 5-10
Weight: 219
College: Georgia
Experience: 2nd-year player in 2022

2021 games-starts: 0-0
Career games-starts: 1-0
Born: 11-30-97
Hometown: College Park, Ga.
Acquired: FA'21

Known as a stout and powerful runner, the 5-10, 215-pound Holyfield joined Cincinnati's practice squad in October of 2021 ... Did not see game action for Bengals in 2021, and was on practice squad majority of regular season and throughout the team's playoff run to Super Bowl LVI ... Originally a college free agent signee of the Carolina Panthers in 2019, and later spent time with the Philadelphia Eagles ... Enters 2022 having played in one career game — for Eagles at Browns in Week 11 of 2020 ... Son of former cruiserweight and heavyweight champion boxer Evander Holyfield.

Career transactions: Signed with Carolina as college free agent on 5-10-19 ... Waived by Panthers on 9-1-19 ... Signed to Panthers practice squad on 9-3-19 ... Signed off Panthers practice squad by Philadelphia on 12-31-19 ... Waived by Eagles on 9-3-20 ... Signed to Eagles practice squad on 9-6-20 ... Signed to Eagles roster (Reserve/Future) on 1-4-21 ... Waived by Eagles on 8-29-21 ... Signed to Cincinnati practice squad on 10-12-21 ... Signed to Bengals roster on 2-15-22.

Pro career: 2019—Did not play as a rookie ... Spent majority of season on Carolina's practice squad, before signed off of their practice squad to Philadelphia's active roster for the first week of the playoffs ... Inactive for Wild Card Playoff vs. Seattle. **2020**—Spent entire season on Eagles' practice squad

and played in one game as a game day elevation ... Made NFL debut on Nov. 22 at Cleveland, and saw five snaps on special teams (no statistics). **2021**—Did not play ... Spent offseason with Philadelphia, before being waived at final cuts ... Signed Oct. 12 to Cincinnati's practice squad, where he remained throughout rest of regular season and Bengals' postseason run to Super Bowl LVI.

College: Spent three seasons (2016-18) at the University of Georgia ... Played in 32 career games, and rushed for 1340 yards on 215 attempts (6.2 average) and scored nine TDs ... Served as team captain as a junior in 2018, and led Georgia with 1018 rushing yards on 159 carries (6.4 average), with seven TDs.

High school/personal: Hometown is College Park, Ga. (outside Atlanta) ... Attended Woodward Academy in College Park, where as a senior he topped 100 rushing yards in all nine games in which he played, and rushed for 1069 yards on 151 carries (7.1 average) with 21 TDs ... Communication studies major at Georgia ... Son of former cruiserweight and heavyweight champion boxer Evander Holyfield.

NOTE ABOUT NFL EXPERIENCE: Holyfield did not earn an accrued year of experience toward NFL free agency in 2019 or '21.

ELIJAH HOLYFIELD'S STATISTICS

YEAR	TEAM	G-S	RUSHING				RECEIVING					SCORING				
			ATT	YDS	AVG	LG	TD	NO	YDS	AVG	LG	TD	TD	TD-R	TD-P	TD-Rt
2019	Carolina	0-0														
	Philadelphia	0-0														
2020	Philadelphia	1-0	0	0	—	—	0	—	—	—	—	—	—	—	—	—
2021	Cincinnati	0-0														
CAR. TOTALS		0-0	0	0	—	—	0	—	—	—	—	—	—	—	—	—
PHIL. TOTALS		1-0	0	0	—	—	0	—	—	—	—	—	—	—	—	—
CIN. TOTALS		0-0	0	0	—	—	0	—	—	—	—	—	—	—	—	—
CAREER		1-0	0	0	—	—	0	—	—	—	—	—	—	—	—	—

POSTSEASON

YEAR	TEAM	G-S	RUSHING				RECEIVING					SCORING				
			ATT	YDS	AVG	LG	TD	NO	YDS	AVG	LG	TD	TD	TD-R	TD-P	TD-Rt
2019	Philadelphia	0-0														
2021	Cincinnati	0-0														
PHIL. TOTALS		0-0	0	0	—	—	0	—	—	—	—	—	—	—	—	—
CIN. TOTALS		0-0	0	0	—	—	0	—	—	—	—	—	—	—	—	—
CAREER		0-0	0	0	—	—	0	—	—	—	—	—	—	—	—	—

* NOTE: In 2019, Holyfield was on the practice squad for 16 regular-season games with Carolina and he was inactive for one postseason game with Philadelphia. In 2021, he was on the practice squad for 12 regular-season games and four postseason games with Cincinnati.



HOOD, DELONTE

CB #37**Height:** 5-11**Weight:** 192**College:** Peru State College**Experience:** Rookie in 2022**2021 games-starts:** 0-0**Career games-starts:** 0-0**Born:** 10-17-00**Hometown:** Washington D.C.**Acquired:** CFA'22

Hood signed with the Bengals this offseason as a college free agent and will compete for a roster spot in a talented secondary ... Played at Peru State College in Peru, Neb. (NAIA) in 2021 ... Also spent time at NCAA Division II Glenville State (2018-19) and the University of Toledo (2020) ... The lone player on Bengals roster from an NAIA school ... Ran a 4.38-second 40-yard dash at the Nebraska Pro Day.

Career transactions: Signed with Cincinnati as college free agent on 5-13-22.

College highlights: Played at Peru State College in Peru, Neb., in 2021 ... Spent the 2018-19 seasons at Division II Glenville State College in Glenville, W. Va., and the 2020 season at Toledo. **2021**—Played in 10 games at

CB for Peru State, totaling 21 tackles (16 solo), seven PBUs, one INT and one blocked kick ... Named to All-Heart of America Athletic Conference second team. **2020**—Spent the 2020 season at Toledo, appearing in one game. **2019**—Played in 11 games at DB for Glenville State ... Recorded 44 tackles (33 solo), 13 PBUs, eight INTs and two sacks ... Named a Division II second-team All-American. **2018**—Played in 11 games at DB for Glenville State, notching 19 tackles (12 solo), one PBU and one INT.

High school: Attended Dunbar High School in Washington, D.C.

Personal: Hometown is Washington, D.C. ... Majored in communications at Peru State, and previously in film and video at Toledo ... First name is pronounced "deh-LAHN-tay."



HUBBARD, SAM

DE #94**Height:** 6-5**Weight:** 265**College:** Ohio State**Experience:** 5th-year player in 2022**2021 games-starts:** 16-16**Career games-starts:** 60-44**Born:** 6-29-95**Hometown:** Cincinnati, Ohio**Acquired:** D3a'18

Cincinnati native (Archbishop Moeller High School) and 2018 Bengals third-round draft pick has been full-time starter at RDE since 2019 and is considered a cornerstone player on defense ... Led defensive line in both snaps played and tackles in both 2021 regular season and playoffs ... Considered among the top DEs in football against the run, he has led the Bengals' D-line in tackles in each of his three seasons (2019-21) as starter ... Made numerous key plays in Cincinnati's 2021 run to Super Bowl LVI, including sacks of Chiefs QB Patrick Mahomes on back-to-back plays — second and third down — with less than two minutes remaining in the AFC Championship and the Chiefs in a goal-to-go situation and down just three points; K.C. was forced to kick a FG, and Cincinnati won in OT ... Enters 2022 with 24.0 career sacks, second-most among players from the 2018 draft class ... Enters 2022 with five career multi-sack games (four regular season, one postseason) ... Has played primarily DE throughout career, but has also seen action at DT in nickel packages. ... Played safety in high school, where he helped Moeller to back-to-back state titles as a junior and senior, before switching to DE at Ohio State.

Career transactions: Selected by Cincinnati in third round of 2018 NFL Draft (77th overall) ... Signed with Bengals on 6-21-18 ... Signed contract extension with Bengals on 7-26-21.

Pro career: 2018—Played in all 16 games, and totaled six sacks (third on team), a FF and a FR ... Played primarily as a rotational defensive lineman, seeing action on 508 of 1129 possible defensive snaps (45 percent) ... Primary position was DE, but also saw snaps at DT in nickel packages ... Also served as lead-blocker in goal-line situations, and helped HB Joe Mixon to one-yard TD runs in both Game 1 at Indianapolis and Game 10 at Baltimore ... Logged first career sack on Sept. 13 vs. Baltimore, downing QB Joe Flacco ... On Oct. 7 vs. Miami, recovered a Ryan Tannehill fumble (forced by DE Carlos Dunlap) late in the fourth quarter and returned it 19 yards for a TD, putting the Bengals ahead by two scores and sealing a win ... On Dec. 16 vs. Oakland, had two sacks of Raiders QB Derek Carr, including a strip sack (recovered by Dunlap). **2019**—Started 15 games at RDE ... Missed Game 13 at Cleveland due to knee injury ... Led defensive line in tackles (76), and ranked second on team in sacks (8.5) ... Also had three PDs and a FF ... Recorded two sacks of Russell Wilson for a combined 16 yards in season opener at Seattle, and recorded a team-high 10 tackles ... Had seven tackles on Sept. 22 at Buffalo, and added a FF of Bills RB T.J. Yeldon (Bengals recovered) ... On Dec. 15 vs. New England, Hubbard brought down Tom Brady for a five-yard loss on a third down, forcing a Patriots punt ... Recorded six tackles and 1.5 sacks in season finale vs. Cleveland. **2020**—Played in 13 games (all starts) ... Started five contests at RDE (Games 1-4, 9) and eight at LDE (Games 5, 10-16) ... Placed on Reserve/Injured (elbow) for Games 6-8 ... Totaled 62 tackles, two sacks, three PDs and one FF ... Made defensive play of the game on Dec. 27 at Houston, when with 1:35 remaining and the Texans trailing by three, he sacked Deshaun Watson and jarred the ball loose (Bengals recovered), helping to seal a win for Cincinnati. **2021**—Played and started 16 regular-season games and all four postseason games (all at

LDE), as Cincinnati won AFC Championship and advanced to Super Bowl LVI ... Active/DNP in regular-season finale at Cleveland, as Cincinnati rested its starters for playoffs ... Led defensive line with 62 tackles, including 7.5 sacks (second on team), with three PDs, a FF and two FRs ... Led defensive line in snaps played in both the regular season (877 of 1124) and postseason (246 of 274) ... Helped Cincinnati rank fifth leaguewide in rushing defense (102.5 yards per game) during the regular season ... Posted career-high 2.5 sacks on Oct. 24 at Baltimore, including a seven-yard takedown of Lamar Jackson on a third-and-eight that forced a punt and set up WR Ja'Marr Chase's highlight-reel 82-yard TD catch three plays later to stretch Cincinnati's lead to 10 points in the third quarter ... With 1:36 remaining on Nov. 21 at Las Vegas, recovered a fumble by QB Derek Carr (forced by Trey Hendrickson) to thwart the Raiders' final scoring opportunity and preserve a Bengals win ... Recovered another fumble (also forced by Hendrickson) the next week, Nov. 28 vs. Pittsburgh, this time from QB Ben Roethlisberger ... In four postseason games, had 22 tackles (led d-line), including five for losses (led team), along with three sacks, a PD and a FF ... His seven-yard sack of Derek Carr in the Wild Card Playoff vs. Las Vegas came on a third-and-four and forced a punt, which the Bengals turned into a FG drive ... With the Bengals protecting a three-point lead inside their own 10 yard line with less than two minutes remaining in the AFC Championship at Kansas City, he recorded back-to-back sacks of Patrick Mahomes — second-and goal from the four, and third-and-goal from the nine — and forced the Chiefs to kick a FG to send the game into OT ... Started Super Bowl LVI against the L.A. Rams, and had eight tackles, including two for losses on runs by RB Cam Akers ... Helped Bengals run defense hold the Rams to just 1.9 yards on 23 rushing attempts.

College: Spent four years (2014-17) at Ohio State, with a redshirt season during the Buckeyes' national championship run in '14 ... Played in 40 career games (22 starts), and totaled 116 tackles, including 29.5 tackles for losses and 17 sacks (15th in school history), as well as one INT, three pass breakups, three FFs and two FRs ... Helped OSU to a combined record of 35-5 during his three seasons of action ... Also an accomplished student at OSU, he was a first-team Academic All-American (2016), three-time Academic All-Big Ten honoree ('15-17), and three-time OSU Scholar Athlete ('14-16).

High school/personal: Hometown is Cincinnati ... Attended Archbishop Moeller High School in Cincinnati ... Played safety for Crusaders, and helped team to state titles in junior (2012) and senior ('13) seasons ... Earned first-team Division I all-state honors (AP) as safety in 2013 ... Also standout lacrosse player at Moeller and was committed to play collegiately at Notre Dame, before ultimately opting for football scholarship at Ohio State ... Originally noticed by OSU head coach Urban Meyer while playing dodgeball in gym class ... Interned with then-Buckeye teammate and current Bengals QB Joe Burrow at Goldman Sachs in New York City during summer of 2016; also interned with JPMorgan Chase in spring of '17 ... Held spring football camp for kids at Moeller to benefit Freestore Foodbank ... Graduated from Ohio State with degree in finance; minored in history.

SAM HUBBARD'S STATISTICS

			DEFENSE							INTERCEPTIONS					SCORING				
YEAR	TEAM	G-S	ST	AT	TT	SKS-YDS	PD	FF	FR-YDS	NO	YDS	AVG	LG	TD	TD	TD-IntRt	TD-FRRt	S	PTS
2018	Cincinnati	16-0	27	12	39	6-37	2	1	1-19	—	—	—	—	—	1	0	1	0	6
2019	Cincinnati	15-15	46	30	76	8.5-56.5	3	1	0-0	—	—	—	—	—	0	0	0	0	0
2020	Cincinnati	13-13	33	29	62	2-8	3	1	0-0	—	—	—	—	—	0	0	0	0	0
2021	Cincinnati	16-16	33	29	62	7.5-32	3	1	2-43	—	—	—	—	—	0	0	0	0	0
CAREER		60-44	139	100	239	24-133.5	11	4	3-62	—	—	—	—	—	1	0	1	0	6

POSTSEASON

			DEFENSE							INTERCEPTIONS					SCORING				
YEAR	TEAM	G-S	ST	AT	TT	SKS-YDS	PD	FF	FR-YDS	NO	YDS	AVG	LG	TD	TD	TD-IntRt	TD-FRRt	S	PTS
2021	Cincinnati	4-4	13	9	22	3-29	1	1	0-0	—	—	—	—	—	—	—	—	—	—
CAREER		4-4	13	9	22	3-29	1	1	0-0	—	—	—	—	—	—	—	—	—	—

2021 REGULAR-SEASON GAME-BY-GAME

DATE	OPPONENT	DEFENSE								INTERCEPTIONS				
		ST	AT	TT	SKS-YDS	INT-YDS	PD	FF	FR-YDS	NO	YDS	AVG	LG	TD
9-12	MINNESOTA	1	2	3	0-0	0-0	0	0	0-0	—	—	—	—	—
9-19	at Chicago	6	2	8	0.5-4.5	0-0	0	0	0-0	—	—	—	—	—
9-26	at Pittsburgh	3	3	6	1-8	0-0	0	0	0-0	—	—	—	—	—
9-30	JACKSONVILLE	4	2	6	0-0	0-0	0	0	0-0	—	—	—	—	—
10-10	GREEN BAY	0	1	1	0-0	0-0	0	0	0-0	—	—	—	—	—
10-17	at Detroit	1	0	1	0-0	0-0	0	0	0-0	—	—	—	—	—
10-24	at Baltimore	3	2	5	2.5-5.5	0-0	1	0	0-0	—	—	—	—	—
10-31	at N.Y. Jets	3	3	6	0-0	0-0	2	0	0-0	—	—	—	—	—
11-7	CLEVELAND	3	1	4	1-3	0-0	0	0	0-0	—	—	—	—	—
11-14	— BYE —													
11-21	at Las Vegas	3	2	5	1-4	0-0	0	0	1-43	—	—	—	—	—
11-28	PITTSBURGH	2	0	2	1-4	0-0	0	0	1-0	—	—	—	—	—
12-5	L.A. CHARGERS	1	4	5	0.5-3	0-0	0	0	0-0	—	—	—	—	—
12-12	SAN FRANCISCO	0	2	2	0-0	0-0	0	0	0-0	—	—	—	—	—
12-19	at Denver	0	1	1	0-0	0-0	0	0	0-0	—	—	—	—	—
12-26	BALTIMORE	1	1	2	0-0	0-0	0	1	0-0	—	—	—	—	—
1-2	KANSAS CITY	2	3	5	0-0	0-0	0	0	0-0	—	—	—	—	—
1-9	at Cleveland				DID NOT PLAY						DID NOT PLAY			
TOTALS		33	29	62	7.5-32	0-0	3	1	2-43	—	—	—	—	—



HUBER, KEVIN

P #10

Height: 6-1
Weight: 210
College: Cincinnati
Experience: 14th-year player in 2022

2021 games-starts: 17-0
Career games-starts: 207-0
Born: 7-16-85
Hometown: Cincinnati, Ohio
Acquired: D5'09

Cincinnati native (McNicholas High School) and Bengals' longest-tenured player finished 2021 with 207 career games played as a Bengal, tied with CB Ken Riley for most in team history ... Averaged 46.4 gross yards per punt (41.0 net) during 2021 regular season, with 22 inside-20s to six touchbacks ... Stands as Bengals' career leader in every significant punting category, including punts (980), punting yards (44,426), gross average (45.33), net average (40.27) and inside-20 punts (337) ... Also shares franchise record for longest punt (75) ... Owns Bengals' best career ratio for inside-20s to touchbacks (4.2-to-1, 337-80) ... Particularly adept at pinning opponents deep in their own territory, he owns the top five seasons in team history for most inside-20 kicks, and enters 2022 fifth among active punters ... Originally a Bengals fifth-round draft pick in 2009 ... Initial-ballot Pro Bowl selection in 2014 ... Has also been holder on placekicks his entire Bengals career.

Career transactions: Selected by Cincinnati in fifth round of 2009 NFL Draft (142nd overall) ... Signed with Bengals on 7-16-09 ... Re-signed with Bengals on 3-8-13 ... Bengals contract expired on 3-14-18; became unrestricted free agent ... Re-signed with Bengals as unrestricted free agent on 3-15-18 ... Bengals contract expired on 3-17-21; became unrestricted free agent ... Re-signed with Bengals as unrestricted free agent on 3-22-21 ... Bengals contract expired on 3-16-22; became unrestricted free agent ... Re-signed with Bengals as unrestricted free agent on 5-2-22.

Pro career: 2009—First kicking specialist taken in 2009 draft ... Was only the second player drafted by the Bengals who grew up in Cincinnati and attended both high school and college in the Queen City (attended McNicholas High School and the University of Cincinnati); the first such player was RB Clem Turner, a 1969 fourth-round draftee who went to Woodward High and then UC (Turner played for the Bengals only in '69, and he also played for Denver from '70-'72) ... Rookie's 43.2-yard gross average tied Bengals' second-best since 1999 ... Had 36.3 net average, and in 10 previous seasons, only once did a Bengals punter better that mark ... Had 24 inside-20 kicks and only 10 touchbacks ... Made regular-season debut Sept. 13 vs. Denver, averaging 39.7 yards on seven punts, with season-best five inside-20 ... Had two key punts in second half of Sept. 20 win at Green Bay, a 48-yarder that went out of bounds at Green Bay four and a 56-yarder to Packers 26. **2010**—Averaged 42.1 yards per punt (38.2 net), with 28 inside-20s and six touchbacks ... Had only one touchback in last 11 games ... Helped Bengals control field position all day in win Sept. 26 at Carolina, as five of his six punts were downed inside-20 (tied career high), including three inside the five ... All three punts on Oct. 3 at Cleveland were inside-20s ... On Nov. 8 vs. Pittsburgh, had punt downed at Steelers' one but also suffered first career blocked punt, due to protection breakdown. **2011**—Averaged 44.2 yards on career-high 91 punts, and 39.2 net was second-best for a Bengals season at that time ... Played all 16 games and in Wild Card playoff ... His 4023 total punting yards set a new Bengals record at the time, surpassing Lee Johnson's 3954 in 1993 ... Had punt downed at two-yard line Oct. 9 at Jacksonville, helping set up field position for offense's game-winning TD drive ... Averaged 45.3 yards on seven punts in key win Dec. 4 at Pittsburgh, along with season-best four inside-20s and no touchbacks. **2012**—Led NFL in punts downed inside five-yard line (11) ... Averaged 46.6 gross yards and 42.0 net on 76 punts, both averages Bengals records at the time ... Had 33 inside-20 kicks and just seven touchbacks, and his plus-26 differential ranked tied for sixth in NFL ... In Bengals' playoff-clinching win Dec. 23 at Pittsburgh, averaged 52.7 yards on six punts (48.3 net), and his four inside-20s included one out of bounds at Steelers two ... In Wild Card playoff at Houston, averaged 46.6 yards on five kicks (43.8 net), with three inside-20s and no touchbacks. **2013**—Played in Games 1-14 before missing last two games and Wild Card playoff, due to jaw and neck injuries suffered Dec. 15 at Pittsburgh ... Had crucial play in Oct. 6 win vs. New England, a 57-yard punt into strong winds and heavy rain late in fourth quarter ... Named AFC Special Teams Player of the Week on Dec. 1 at San Diego, after punting for career-high gross and net averages (both 55.5), with two inside-20s, no touchbacks and no return yards allowed ... Also vs. San Diego, tied Kyle Larson's club record for longest punt (75) ... Finished

season with gross average of 45.2, and his 40.5 net ranked eighth in NFL ... Had 24 inside-20 kicks, with just four touchbacks ... No touchbacks on Sept. 29 vs. Cleveland, and his three inside-20s forced Browns to start drives from their five, eight and nine-yard lines ... Had three inside-20 kicks among his five punts Oct. 13 at Buffalo, including overtime kick that pinned Bills at their seven, helping set up field position for game-winning FG ... On Oct. 20 at Detroit, had 47.0 net on four punts, with one kick downed at Lions six with 1:52 remaining, setting up field position for Bengals game winning FG. **2014**—Ranked fourth in NFL in gross average (46.8) and fifth in net (42.1), re-setting records he had posted in 2012 ... Selected in initial voting for Pro Bowl, and earned first-team All-Pro honors from Sporting News ... Had 27 inside-20 kicks and six touchbacks ... On Sept. 21 vs. Tennessee averaged 49.3 gross and had three inside-20 kicks, downed at the two, 11 and four, two of which helped set up early scores ... Punted 11 times for 558 total yards Oct. 19 at Indianapolis, tying franchise record for punts in a game and setting record for yards ... Four inside-20s and no touchbacks on Nov. 23 at Houston ... In Wild Card playoff at Indianapolis, punted eight times for 47.5 gross and 43.1 net, with three inside-20s and no touchbacks. **2015**—Appeared in all 16 games and in Wild Card playoff ... Averaged 53.7 gross and 47.0 net on three punts Sept. 20 vs. San Diego, with two inside-20s and one touchback ... On Oct. 4 vs. Kansas City, had longest punt of season, 67-yarder downed at Chiefs' seven, and in fourth quarter had 42-yarder downed at one ... On Nov. 1 at Pittsburgh, had three inside-20s (no touchbacks), forcing Pittsburgh drive starts at five-, 17- and eight-yard lines ... Three inside-20s and no TBs in Wild Card playoff vs. Pittsburgh. **2016**—Played in Games 1-16, averaging 46.3 yards gross and 39.5 net ... Posted 23 inside-20s against eight touchbacks ... On Sept. 18 at Pittsburgh, averaged 45.2 gross and 40.2 net on nine punts, with three inside-20s and no TBs ... On Oct. 30 vs. Washington in London, had season-best 52.2 gross yards on five punts ... Had his season-long punt (72 yards) on Dec. 11 at Cleveland, and one of his two inside-20s was downed at the two ... Posted season-best net average (45.3) on three kicks on Dec. 18 vs. Pittsburgh. **2017**—Played in 16 games ... Punted 88 times for 4101 yards, with a 46.6-yard gross average and 40.8-yard net average ... His 4101 total punting yards set a new team record, surpassing his own mark of 4023, set in 2011 ... Recorded 32 inside-20 kicks vs. just three touchbacks ... His 32 inside-20s ranked fourth in the NFL in 2017, and were second-most in team history for a single season ... His three touchbacks tied for third-fewest in the AFC ... Recorded one special teams tackle on the season ... Had 10 games with two or more inside-20 kicks and five games with three or more ... Tied a Bengals record with six inside-20 kicks on Sept. 14 vs. Houston (record was set by Lee Johnson on 11-2-97 vs. San Diego) ... Had a season-long 63-yard punt on Nov. 12 at Tennessee. **2018**—Played all 16 games ... Punted 71 times for 3119 yards, for 43.9-yard gross average and 39.4-yard net ... Passed Lee Johnson (32,196) for most punting yards in team history Oct. 14 vs. Pittsburgh ... Passed Johnson (746) for most punts in team history Dec. 2 vs. Denver ... Had seven games with at least two inside-20 kicks, including two with four inside-20 kicks ... Boomed season-long 69-yard punt vs. Denver on Dec. 2. **2019**—Played in all 16 games ... Punted 75 times for 3394 yards (45.3 average), with 30 inside-20 kicks to just five touchbacks ... His net average (42.11) was a career-best and Bengals record at the time ... Averaged 49.0 yards on three punts Oct. 6 vs. Arizona, including season-long 63-yarder ... Averaged career-best 55.7 yards on three punts in season finale vs. Cleveland, tied for second-best single-game average in team history; also averaged season-best 46.0-yard net vs. Browns. **2020**—Played in all 16 games ... Punted 71 times for 3350 yards, and posted career-highs and team records in both gross (47.2) and net (42.8) average ... Had 19 inside-20 kicks to seven touchbacks ... Averaged 55.0 yards on six punts in season-opener vs. L.A. Chargers, tying the fifth-best single-game gross average in team history ... Booted four punts inside the 20-yard line on Sept. 27 at Philadelphia, and had zero touchbacks ... Posted season-highs in punts (nine) and punting yards (401) on Nov. 15 at Pittsburgh ... Posted season-high 48.2-yard net average on Dec. 6 at Miami ... Booted a 72-yard punt in the season-finale vs. Baltimore, tied for the longest in the NFL in 2020 and tied for the fourth-longest in team history. **2021**—Played in all 17 regular-season games and all four postseason games, as Cincinnati won the AFC Championship and

(Kevin Huber, continued)

advanced to Super Bowl LVI ... Averaged 46.4 yards on 66 punts (41.0 net) during the regular season, with 22 inside-20s to six touchbacks ... Averaged 42.1 yards (40.3 net) on 16 punts during the playoffs, with four inside-20s and no touchbacks ... Played in Super Bowl LVI vs. L.A. Rams, averaging 43.3 yards on six punts (39.2 net).

Pro Bowl participation: Has played in one game, the 2014 season contest in Glendale, Ariz., helping Team Irvin secure victory with late 56-yard punt that pinned Team Carter at its three-yard line.

College: Played four seasons (2005-08) at Cincinnati, with 117 of his 124 punts coming in his last two campaigns ... Led the nation in net punting

average in both 2007 and '08, and as a junior in '07, his 46.9-yard gross average made him the first UC player to win the official national punting title ... Averaged 45.5 gross yards for his career, becoming eighth player in Division I/FBS history to average 45.0 yards or more for his career ... Had 47 inside-20 kicks for his career, with just 14 touchbacks ... Redshirted (did not play) in 2004.

High school/personal: Hometown is Cincinnati ... Attended McNicholas High School, where he was a three-time all-league selection ... Finance major at University of Cincinnati, twice earning Commissioner's Honor Roll when Bearcats played in Conference USA ... Later made the Big East All-Academic team ... Married (wife Mindi) ... The Hubers have established the Foundation for Underserved Rescues (FUR), which provides resources and support to underserved animal rescues ... Favorite hobby is golf, and also enjoys snow skiing.

KEVIN HUBER'S STATISTICS

			PUNTING										SPECIAL TEAMS									
YEAR	TEAM	G-S	NO	YDS	AVG	OPP RET	RET YDS	NET	TB	IN-20	LG	BLK	ST	AT	TT	FF	FR-YDS	BP	BFG	BXP		
2009	Cincinnati	16-0	86	3713	43.2	39	393	36.3	10	24	61	0	2	0	2	0	0-0	0	0	0		
2010	Cincinnati	16-0	71	2992	42.1	26	124	38.2	6	28	72	1	0	0	0	0	0-0	0	0	0		
2011	Cincinnati	16-0	91	4023	44.2	38	273	39.2	9	24	71	0	0	0	0	0	0-0	0	0	0		
2012	Cincinnati	16-0	76	3540	46.6	27	210	42.0	7	33	69	0	0	0	0	0	0-0	0	0	0		
2013	Cincinnati	14-0	66	2982	45.2	25	229	40.5	4	24	75	0	0	0	0	0	0-0	0	0	0		
2014	Cincinnati	16-0	73	3419	46.8	30	226	42.1	6	27	69	0	0	0	0	0	0-0	0	0	0		
2015	Cincinnati	16-0	68	3116	45.8	32	203	40.5	6	22	67	1	1	0	1	0	0-0	0	0	0		
2016	Cincinnati	16-0	78	3613	46.3	38	369	39.5	8	23	72	0	0	0	0	0	0-0	0	0	0		
2017	Cincinnati	16-0	88	4101	46.6	43	410	40.8	3	32	63	1	1	0	1	0	0-0	0	0	0		
2018	Cincinnati	16-0	71	3119	43.9	30	220	39.4	3	29	69	1	0	0	0	0	0-0	0	0	0		
2019	Cincinnati	16-0	75	3394	45.3	24	136	42.1	5	30	63	0	0	0	0	0	0-0	0	0	0		
2020	Cincinnati	16-0	71	3350	47.2	29	170	42.8	7	19	72	0	0	0	0	0	0-0	0	0	0		
2021	Cincinnati	17-0	66	3064	46.4	28	235	41.0	6	22	61	0	0	0	0	0	0-0	0	0	0		
CAREER			207-0	980	44,426	45.3	409	3198	40.3	80	337	75	4	4	0	4	0	0-0	0	0	0	
			PASSING										RUSHING									
YEAR	TEAM		ATT	CMP	YDS	TD	INT	LG	SKD-YDS	RAT	ATT	YDS	AVG	LG	TD							
2009	Cincinnati		—	—	—	—	—	—	—	—	1	0	0.0	0	0							
2012	Cincinnati		—	—	—	—	—	—	—	—	1	-1	-1.0	-1	0							
2013	Cincinnati		—	—	—	—	—	—	—	—	1	0	0.0	0	0							
CAREER			—	—	—	—	—	—	—	—	3	-1	-0.3	0	0							

PUNTING SINGLE-GAME HIGHS: NUMBER—11 (10-19-14 at Indianapolis). YARDS—558 (10-19-14 at Indianapolis). AVERAGE (minimum four punts)—55.5 (12-1-13 at San Diego). NET AVERAGE (minimum four punts)—55.5 (12-1-13 at San Diego). INSIDE-20s—6 (9-14-17 vs. Houston). LONG—75 (12-1-13 at San Diego).

POSTSEASON

			PUNTING										SPECIAL TEAMS								
YEAR	TEAM	G-S	NO	YDS	AVG	OPP RET	RET YDS	NET	TB	IN-20	LG	BLK	ST	AT	TT	FF	FR- YDS	BP	BFG	BXP	
2009	Cincinnati	1-0	4	192	48.0	2	26	36.5	1	0	56	0	—	—	—	—	—	—	—	—	
2011	Cincinnati	1-0	3	145	48.3	3	12	44.3	0	1	55	0	—	—	—	—	—	—	—	—	
2012	Cincinnati	1-0	5	233	46.6	2	14	43.8	0	3	53	0	—	—	—	—	—	—	—	—	
2013	Cincinnati	0-0	DID NOT PLAY*																		
2014	Cincinnati	1-0	8	380	47.5	5	35	43.1	0	3	62	0	—	—	—	—	—	—	—	—	
2015	Cincinnati	1-0	6	255	42.5	2	8	41.2	0	3	51	0	—	—	—	—	—	—	—	—	
2021	Cincinnati	4-0	16	674	42.1	8	30	40.3	0	4	57	0	—	—	—	—	—	—	—	—	
CAREER		9-0	42	1879	44.7	22	125	41.3	1	14	62	0	—	—	—	—	—	—	—	—	

* NOTE: Huber was on the Reserve/Injured list for one postseason game with Cincinnati in 2013.

CAREER GAME-BY-GAME

PUNTING											
DATE	OPPONENT	NO	YDS	AVG	OPP RET	RET YDS	NET	TB	IN-20	LG	BLK
2009 / CINCINNATI											
9-13	DENVER	7	278	39.7	3	17	37.3	0	5	55	0
9-20	at Green Bay	4	185	46.3	0	0	41.3	1	2	61	0
9-27	PITTSBURGH	5	204	40.8	0	0	36.8	1	1	54	0
10-4	at Cleveland	9	406	45.1	6	120	31.8	0	2	57	0
10-11	at Baltimore	4	160	40.0	2	1	39.8	0	1	50	0
10-18	HOUSTON	7	335	47.9	5	47	41.1	0	1	58	0
10-25	CHICAGO	1	36	36.0	0	0	36.0	0	0	36	0
11-1	— BYE —										
11-8	BALTIMORE	5	232	46.4	3	12	40.0	1	1	51	0
11-15	at Pittsburgh	4	166	41.5	2	30	34.0	0	1	50	0
11-22	at Oakland	4	199	49.8	3	17	40.5	1	0	54	0
11-29	CLEVELAND	6	252	42.0	0	0	38.7	1	4	52	0
12-6	DETROIT	4	176	44.0	2	21	33.8	1	2	54	0
12-13	at Minnesota	7	287	41.0	5	60	32.4	0	0	48	0
12-20	at San Diego	5	233	46.6	3	5	37.6	2	0	50	0
12-27	KANSAS CITY	7	289	41.3	1	4	35.0	2	2	55	0
1-3	at N.Y. Jets	7	275	39.3	4	59	30.9	0	2	54	0
Postseason											
1-9	vs. N.Y. Jets	4	192	48.0	2	26	36.5	1	0	56	0

PUNTING											
DATE	OPPONENT	NO	YDS	AVG	OPP RET	RET YDS	NET	TB	IN-20	LG	BLK
2010 / CINCINNATI											
9-12	at New England	3	139	46.3	1	4	38.3	1	0	57	0
9-19	BALTIMORE	8	353	44.1	5	31	37.8	1	0	59	0
9-26	at Carolina	6	249	41.5	0	0	38.2	1	5	51	0
10-3	at Cleveland	3	116	38.7	0	0	38.7	0	3	50	0
10-10	TAMPA BAY	6	308	51.3	2	17	41.8	2	1	72	0
10-17	— BYE —										
10-24	at Atlanta	3	125	41.7	0	0	41.7	0	2	47	0
10-31	MIAMI	9	359	39.9	4	28	36.8	0	3	61	0
11-8	PITTSBURGH	4	166	41.5	1	0	33.2	0	1	50	1
11-14	at Indianapolis	4	161	40.3	2	5	39.0	0	4	52	0
11-21	BUFFALO	2	71	35.5	0	0	35.5	0	0	48	0
11-25	at N.Y. Jets	7	290	41.4	4	10	40.0	0	2	57	0
12-5	NEW ORLEANS	2	113	56.5	1	2	55.5	0	2	58	0
12-12	at Pittsburgh	5	217	43.4	2	1	39.2	1	1	67	0
12-19	CLEVELAND	1	34	34.0	0	0	34.0	0	1	34	0
12-26	SAN DIEGO	4	129	32.3	1	12	29.3	0	2	42	0
1-2	at Baltimore	4	162	40.5	3	14	37.0	0	1	53	0
2011 / CINCINNATI											
9-11	at Cleveland	8	382	47.8	6	58	38.0	1	2	60	0
9-18	at Denver	5	205	41.0	0	0	37.0	1	2	48	0
9-25	SAN FRANCISCO	7	317	45.3	3	19	39.7	1	3	59	0
10-2	BUFFALO	5	192	38.4	0	0	38.4	0	2	41	0
10-9	at Jacksonville	7	334	47.7	3	3	44.4	1	1	71	0
10-16	INDIANAPOLIS	5	221	44.2	2	5	43.2	0	1	53	0
10-23	— BYE —										
10-30	at Seattle	5	226	45.2	3	38	37.6	0	1	59	0
11-6	at Tennessee	7	308	44.0	2	8	37.1	2	2	57	0
11-13	PITTSBURGH	6	276	46.0	3	15	40.2	1	1	59	0
11-20	at Baltimore	7	270	38.6	3	6	37.7	0	2	56	0
11-27	CLEVELAND	4	191	47.8	3	18	43.3	0	0	58	0
12-4	at Pittsburgh	7	317	45.3	3	65	36.0	0	4	53	0
12-11	HOUSTON	4	186	46.5	4	30	39.0	0	1	56	0
12-18	at St. Louis	5	169	33.8	0	0	33.8	0	0	43	0
12-24	ARIZONA	5	215	43.0	2	-3	39.6	1	1	51	0
1-1	BALTIMORE	4	214	53.5	1	11	45.8	1	1	65	0
Postseason											
1-7	at Houston	3	145	48.3	3	12	44.3	0	1	55	0
2012 / CINCINNATI											
9-10	at Baltimore	4	183	45.8	2	18	41.3	0	1	57	0
9-16	CLEVELAND	3	126	42.0	1	9	39.0	0	3	58	0
9-23	at Washington	4	165	41.3	1	-1	41.5	0	3	56	0
9-30	at Jacksonville	3	143	47.7	0	0	47.7	0	2	58	0
10-7	MIAMI	6	243	40.5	3	15	38.0	0	2	55	0
10-14	at Cleveland	7	354	50.6	2	60	36.3	2	2	65	0
10-21	PITTSBURGH	6	311	51.8	3	10	46.8	1	1	61	0
10-28	— BYE —										
11-4	DENVER	4	206	51.5	2	2	46.0	1	2	60	0
11-11	N.Y. GIANTS	4	193	48.3	2	28	41.3	0	2	57	0
11-18	at Kansas City	6	322	53.7	3	30	48.7	0	3	69	0
11-25	OAKLAND	5	204	40.8	2	17	37.4	0	0	45	0
12-2	at San Diego	3	114	38.0	0	0	38.0	0	3	45	0
12-9	DALLAS	3	136	45.3	2	4	44.0	0	1	50	0
12-13	at Philadelphia	5	194	38.8	1	6	33.6	1	0	49	0
12-23	at Pittsburgh	6	316	52.7	2	6	48.3	1	4	64	0
12-30	BALTIMORE	7	330	47.1	1	6	43.4	1	4	58	0
Postseason											
1-5	at Houston	5	233	46.6	2	14	43.8	0	3	53	0
2013 / CINCINNATI											
9-8	at Chicago	4	193	48.3	2	1	48.0	0	0	53	0
9-16	PITTSBURGH	7	326	46.6	2	37	38.4	1	3	61	0
9-22	GREEN BAY	3	131	43.7	0	0	43.7	0	1	55	0
9-29	at Cleveland	4	155	38.8	1	7	37.0	0	3	43	0
10-6	NEW ENGLAND	6	275	45.8	4	43	38.7	0	2	57	0
10-13	at Buffalo	5	206	41.2	2	10	39.2	0	3	50	0
10-20	at Detroit	4	189	47.3	2	1	47.0	0	1	50	0
10-27	N.Y. JETS	3	161	53.7	2	10	50.3	0	1	58	0
10-31	at Miami	4	154	38.5	0	0	38.5	0	4	50	0
11-10	at Baltimore	6	223	37.2	3	17	34.3	0	0	49	0
11-17	CLEVELAND	9	408	45.3	3	25	40.3	1	3	66	0
11-24	— BYE —										
12-1	at San Diego	4	222	55.5	1	0	55.5	0	2	75	0
12-8	INDIANAPOLIS	5	253	50.6	1	0	42.6	2	1	70	0
12-15	at Pittsburgh	2	86	43.0	2	78	4.0	0	0	48	0
12-22	MINNESOTA				RESERVE / INJURED						
12-29	BALTIMORE				RESERVE / INJURED						
Postseason											
1-5	SAN DIEGO				RESERVE / INJURED						

PUNTING											
DATE	OPPONENT	NO	YDS	AVG	OPP RET	RET YDS	NET	TB	IN-20	LG	BLK
2014 / CINCINNATI											
9-7	at Baltimore	4	151	37.8	2	2	37.3	0	3	50	0
9-14	ATLANTA	4	171	42.8	1	7	41.0	0	2	49	0
9-21	TENNESSEE	4	197	49.3	1	1	49.0	0	3	55	0
9-28	— BYE —										
10-5	at New England	4	166	41.5	3	12	38.5	0	0	51	0
10-12	CAROLINA	1	42	42.0	1	5	37.0	0	0	42	0
10-19	at Indianapolis	11	558	50.7	2	13	47.7	1	3	63	0
10-26	BALTIMORE	3	156	52.0	2	17	46.3	0	1	55	0
11-2	JACKSONVILLE	5	252	50.4	2	10	44.4	1	4	58	0
11-6	CLEVELAND	8	398	49.8	2	15	45.4	1	2	69	0
11-16	at New Orleans	2	88	44.0	1	4	42.0	0	1	47	0
11-23	at Houston	4	193	48.3	2	7	46.5	0	4	54	0
11-30	at Tampa Bay	6	289	48.2	3	21	41.3	1	1	59	0
12-7	PITTSBURGH	7	322	46.0	3	14	44.0	0	1	59	0
12-14	at Cleveland	2	77	38.5	0	0	38.5	0	1	47	0
12-22	DENVER	5	211	42.2	3	14	31.4	2	1	51	0
12-28	at Pittsburgh	3	148	49.3	2	84	21.3	0	0	59	0
Postseason											
1-4	at Indianapolis	8	380	47.5	5	35	43.1	0	3	62	0
2015 / CINCINNATI											
9-13	at Oakland	5	219	43.8	3	27	38.4	0	1	53	0
9-20	SAN DIEGO	3	161	53.7	1	0	47.0	1	2	58	0
9-27	at Baltimore	3	164	54.7	2	35	43.0	0	1	57	0
10-4	KANSAS CITY	3	143	47.7	0	0	47.7	0	2	67	0
10-11	SEATTLE	6	293	48.8	2	8	44.2	1	3	51	0
10-18	at Buffalo	3	121	40.3	0	0	40.3	0	3	52	0
10-25	— BYE —										
11-1	at Pittsburgh	4	136	34.0	0	0	34.0	0	3	42	0
11-5	CLEVELAND	2	79	39.5	1	0	26.3	0	1	43	1
11-16	HOUSTON	7	288	41.1	1	10	39.7	0	1	59	0
11-22	at Arizona	5	243	48.6	3	23	44.0	0	0	57	0
11-29	ST. LOUIS	4	193	48.3	3	22	42.8	0	1	53	0
12-6	at Cleveland	1	27	27.0	0	0	27.0	0	0	27	0
12-13	PITTSBURGH	2	96	48.0	2	3	46.5	0	0	48	0
12-20	at San Francisco	8	413	51.6	6	40	41.6	2	0	62	0
12-28	at Denver	5	237	47.4	2	20	35.4	2	1	56	0
1-3	BALTIMORE	7	303	43.3	6	15	41.1	0	3	53	0
Postseason											
1-9	PITTSBURGH	6	255	42.5	2	8	41.2	0	3	51	0
2016 / CINCINNATI											
9-11	at N.Y. Jets	3	144	48.0	2	11	44.3	0	1	58	0
9-18	at Pittsburgh	9	407	45.2	5	45	40.2	0	3	55	0
9-25	DENVER	5	231	46.2	1	11	40.0	1	3	53	0
9-29	MIAMI	4	184	46.0	3	13	42.8	0	1	50	0
10-9	at Dallas	5	196	39.2	2	10	33.2	1	2	44	0
10-16	at New England	4	164	41.0	3	49	28.8	0	0	52	0
10-23	CLEVELAND	2	89	44.5	1	3	33.0	1	0	48	0
10-30	WASHINGTON (London)	5	261	52.5	2	23	43.6	1	1	61	0
11-6	— BYE —										
11-14	at N.Y. Giants	7	336	48.0	4	40	42.3	0	2	53	0
11-20	BUFFALO	6	267	44.5	3	33	39.0	0	2	54	0
11-27	at Baltimore	6	283	47.2	3	49	35.7	1	1	63	0
12-4	PHILADELPHIA	1	49	49.0	1	7	42.0	0	0	49	0
12-11	at Cleveland	5	248	49.6	0	0	41.6	2	2	72	0
12-18	PITTSBURGH	3	141	47.0	1	5	45.3	0	1	54	0
12-24	at Houston	8	366	45.8	4	32	41.8	0	3	54	0
1-1	BALTIMORE	5	247	49.4	3	38	37.8	1	1	63	0
2017 / CINCINNATI											
9-10	BALTIMORE	5	212	42.4	3	23	37.8	0	1	53	0
9-14	HOUSTON	7	334	47.7	3	15	45.6	0	6	61	0
9-24	at Green Bay	6	296	49.3	5	70	37.7	0	1	58	0
10-1	at Cleveland	4	191	47.8	3	4	46.8	0	2	56	0
10-8	BUFFALO	4	187	46.8	2	41	36.5	0	3	48	0
10-15	— BYE —										
10-22	at Pittsburgh	5	250	50.0	1	7	48.6	0	2	58	0
10-29	INDIANAPOLIS	4	197	49.3	1	20	34.3	2	0	60	0
11-5	at Jacksonville	7	336	48.0	3	88	35.4	0	3	55	0
11-12	at Tennessee	7	351	50.1	3	17	47.7	0	3	63	0
11-19	at Denver	7	318	45.4	3	13	35.6	1	2	58	1
11-26	CLEVELAND	2	73	36.5	1	15	29.0	0	1	39	0
12-4	PITTSBURGH	5	246	49.2	2	7	47.8	0	3	57	0
12-10	CHICAGO	5	251	50.2	2	7	48.8	0	2	57	0
12-17	at Minnesota	8	365	45.6	5	41	40.5	0	2	53	0
12-24	DETROIT	4	152	38.0	0	0	38.0	0	1	40	0
12-31	at Baltimore	8	342	42.8	6	42	37.5	0	0	55	0

PUNTING											
DATE	OPPONENT	NO	YDS	AVG	OPP RET	RET YDS	NET	TB	IN-20	LG	BLK
2018 / CINCINNATI											
9-9	at Indianapolis	2	96	48.0	1	0	48.0	0	0	50	0
9-13	BALTIMORE	6	241	40.2	1	-2	40.5	0	4	55	0
9-23	at Carolina	3	132	44.0	1	4	42.7	0	2	48	0
9-30	at Atlanta	1	31	31.0	0	0	15.5	0	1	31	1
10-7	MIAMI	4	173	43.3	3	85	22.0	0	1	50	0
10-14	PITTSBURGH	6	270	45.0	2	22	41.3	0	4	63	0
10-21	at Kansas City	5	258	51.6	4	21	43.4	1	3	60	0
10-28	TAMPA BAY	6	263	43.8	1	8	42.5	0	3	54	0
11-4	— BYE —										
11-11	NEW ORLEANS	4	157	39.3	1	2	38.8	0	1	42	0
11-18	at Baltimore	6	251	41.8	2	14	39.5	0	1	53	0
11-25	CLEVELAND	2	99	49.5	2	6	46.5	0	1	51	0
12-2	DENVER	7	303	43.3	3	6	39.6	1	1	69	0
12-9	at L.A. Chargers	3	132	44.0	1	0	44.0	0	3	50	0
12-16	OAKLAND	5	216	43.2	3	22	38.8	0	1	50	0
12-23	at Cleveland	5	219	43.8	2	12	37.4	1	2	51	0
12-30	at Pittsburgh	6	278	46.3	3	20	43.0	0	1	52	0
2019 / CINCINNATI											
9-8	at Seattle	4	177	44.3	0	0	39.3	1	1	51	0
9-15	SAN FRANCISCO	5	226	45.2	2	4	44.4	0	1	50	0
9-22	at Buffalo	6	243	40.5	3	4	39.8	0	3	48	0
9-30	at Pittsburgh	5	205	41.0	0	0	37.0	1	1	59	0
10-6	ARIZONA	3	147	49.0	2	24	41.0	0	0	63	0
10-13	at Baltimore	5	201	40.2	1	8	38.6	0	3	54	0
10-20	JACKSONVILLE	6	290	48.3	2	15	45.8	0	3	58	0
10-27	L.A. Rams (London)	5	208	41.6	0	0	41.6	0	3	51	0
11-3	— BYE —										
11-10	BALTIMORE	1	53	53.0	1	8	45.0	0	0	53	0
11-17	at Oakland	5	225	45.0	1	0	45.0	0	3	57	0
11-24	PITTSBURGH	9	418	46.4	4	21	44.1	0	4	52	0
12-1	N.Y. JETS	5	238	47.6	0	0	39.6	2	3	54	0
12-8	at Cleveland	2	83	41.5	2	16	33.5	0	1	47	0
12-15	NEW ENGLAND	3	125	41.7	1	1	41.3	0	0	50	0
12-22	at Miami	8	388	48.5	4	26	45.3	0	3	59	0
12-29	CLEVELAND	3	167	55.7	1	9	46.0	1	1	60	0
2020 / CINCINNATI											
9-13	L.A. CHARGERS	6	330	55.0	2	7	43.8	3	3	70	0
9-17	at Cleveland	2	98	49.0	1	13	42.5	0	0	50	0
9-27	at Philadelphia	7	298	42.6	2	2	42.3	0	4	49	0
10-4	JACKSONVILLE	1	40	40.0	0	0	20.0	1	0	40	0
10-11	at Baltimore	7	351	50.1	3	10	43.0	2	0	60	0
10-18	at Indianapolis	3	131	43.7	2	17	38.0	0	0	53	0
10-25	CLEVELAND	0	0	—	0	0	—	0	0	—	0
11-1	TENNESSEE	3	130	43.3	1	3	42.3	0	2	47	0
11-8	— BYE —										
11-15	at Pittsburgh	9	401	44.6	4	60	37.9	0	1	50	0
11-22	at Washington	5	243	48.6	2	13	46.0	0	1	59	0
11-29	N.Y. GIANTS	5	243	48.6	1	8	47.0	0	3	57	0
12-6	at Miami	6	297	49.5	4	8	48.2	0	2	53	0
12-13	DALLAS	2	90	45.0	2	0	45.0	0	1	51	0
12-21	PITTSBURGH	7	319	45.6	3	19	42.9	0	1	51	0
12-27	at Houston	1	40	40.0	0	0	40.0	0	0	40	0
1-3	BALTIMORE	7	339	48.4	2	10	44.1	1	1	72	0
2021 / CINCINNATI											
9-12	MINNESOTA	7	332	47.4	1	12	42.9	1	3	61	0
9-19	at Chicago	2	75	37.5	0	0	37.5	0	1	39	0
9-26	at Pittsburgh	5	241	48.2	1	14	45.4	0	3	54	0
9-30	JACKSONVILLE	3	142	47.3	0	0	40.7	1	0	56	0
10-10	GREEN BAY	5	194	38.8	2	9	33.0	1	2	46	0
10-17	at Detroit	3	163	54.3	3	25	46.0	0	1	58	0
10-24	at Baltimore	4	216	54.0	2	37	39.8	1	1	60	0
10-31	at N.Y. Jets	4	185	46.3	1	16	42.3	0	3	55	0
11-7	CLEVELAND	3	122	40.7	2	4	39.3	0	1	44	0
11-14	— BYE —										
11-21	at Las Vegas	2	105	52.5	2	23	41.0	0	0	58	0
11-28	PITTSBURGH	3	139	46.3	2	3	45.3	0	1	53	0
12-5	L.A. CHARGERS	4	180	45.0	2	18	40.5	0	1	50	0
12-12	SAN FRANCISCO	4	173	43.3	2	4	37.3	1	1	50	0
12-19	at Denver	7	368	52.6	2	18	50.0	0	3	61	0
12-26	BALTIMORE	0	0	—	0	0	—	0	0	—	0
1-2	KANSAS CITY	3	118	39.3	2	32	28.7	0	0	51	0
1-9	at Cleveland	7	311	44.4	4	20	38.7	1	1	57	0
Postseason											
1-15	LAS VEGAS	2	90	45.0	1	0	45.0	0	0	57	0
1-22	at Tennessee	5	203	40.6	3	5	39.6	0	2	48	0
1-30	at Kansas City	3	121	40.3	0	0	40.3	0	2	54	0
2-13	L.A. RAMS	6	260	43.3	4	25	39.2	0	0	54	0



HUBERT, WYATT

DE #56**Height:** 6-3**Weight:** 260**College:** Kansas State**Experience:** 1st-year player in 2022**2021 games-starts:** 0-0**Career games-starts:** 0-0**Born:** 6-13-98**Hometown:** Topeka, Kan.**Acquired:** D7'21

A 2021 seventh-round pick, Hubert did not play as a rookie after suffering a torn left pectoral prior to training camp in July ... Spent four years (2017-20) at Kansas State, with a redshirt season in '17, and was known for his playmaking ability, production and relentless effort ... Played in all 34 possible games (29 starts) at KSU and recorded 94 career tackles, 20 sacks, an INT, two PDs and a FF ... Of his 94 career tackles in college, 34 were for losses (36.2 percent) ... Had six career multi-sack games at KSU ... First Team All-Big 12 (AP) in both 2019 and '20.

Career transactions: Selected by Cincinnati in seventh round of 2021 NFL Draft (235th overall) ... Signed with Bengals on 5-17-21.

Pro career: 2021—Spent rookie season with Cincinnati, but did not play due to left pectoral injury suffered prior to training camp in July ... Did not practice in training camp or play in preseason ... Placed on Aug. 31 on Reserve/Non-Football Injury list, where he spent the entire regular season and postseason, as Cincinnati won the AFC Championship and advanced to Super Bowl LVI.

College: Spent four years (2017-20) at Kansas State, with a redshirt season in '17 ... Opted to forgo his final season of eligibility to enter the NFL Draft ... Played in all 34 possible games (29 starts) throughout his career ... Totaled 94 tackles, including 34 for losses and 20 sacks, along with an INT, two PDs and a FF ... Recorded six career multi-sack games .. As a junior in 2020, posted 13 tackles for losses and 8.5 sacks, en route to being the only unanimous First Team All-Big 12 (AP) selection on defense.

High school/personal: Hometown is Topeka, Kan. ... Attended Shawnee Heights High School in Tecumseh, Kan. (outside Topeka) ... As a senior, posted 17.5 tackles for losses and eight sacks en route to numerous all-state honors and being named his league's defensive player of the year ... In addition to his role as a DE, he also played TE and posted 39 career catches for 500 yards and two TDs ... Also participated in wrestling and track and field ... Business management major at Kansas State.

NOTE ABOUT NFL EXPERIENCE: Hubert did not earn an accrued year of experience toward NFL free agency in 2021.

WYATT HUBERT'S STATISTICS

			DEFENSE							INTERCEPTIONS					SCORING				
YEAR	TEAM	G-S	ST	AT	TT	SKS-YDS	PD	FF	FR-YDS	NO	YDS	AVG	LG	TD	TD	TD-IntRt	TD-FRRt	S	PTS
2021	Cincinnati	0-0	DID NOT PLAY*							DID NOT PLAY*					DID NOT PLAY*				
CAREER		0-0	0	0	0	0-0	0	0	0-0	—	—	—	—	—	—	—	—	—	—

POSTSEASON

			DEFENSE							INTERCEPTIONS					SCORING				
YEAR	TEAM	G-S	ST	AT	TT	SKS-YDS	PD	FF	FR-YDS	NO	YDS	AVG	LG	TD	TD	TD-IntRt	TD-FRRt	S	PTS
2021	Cincinnati	0-0	DID NOT PLAY*							DID NOT PLAY*					DID NOT PLAY*				
CAREER		0-0	0	0	0	0-0	0	0	0-0	—	—	—	—	—	—	—	—	—	—

* NOTE: Hubert was on the Reserve/Non-Football Injury list for 17 regular-season games and four postseason games with Cincinnati in 2021.



HURST, HAYDEN

TE #88**Height:** 6-4**Weight:** 250**College:** South Carolina**Experience:** 5th-year player in 2022**2021 games-starts:** 13-5 (Atl.)**Career games-starts:** 57-18**Born:** 8-24-93**Hometown:** Jacksonville, Fla.**Acquired:** UFA(Atl.)'22

Hurst enters his first season as a Bengal in 2022, after joining Cincinnati as an unrestricted free agent in March ... Spent 2018-19 with Baltimore, and '20-21 with Atlanta ... Originally a 2018 Ravens first-round pick out of the University of South Carolina ... Enters 2022 with 57 career games played, and 125 catches for 1304 yards and 12 TDs ... Considered an athletic TE with good hands and vertical speed (4.67-second 40-yard dash at the 2018 combine) ... Drafted by the Pittsburgh Pirates in the 17th round of the 2012 MLB Draft, and played two seasons as a pitcher (2013) and first baseman ('14) in the Pirates organization in the rookie Gulf Coast League before walking on to South Carolina's football team in '15.

Career transactions: Selected by Baltimore Ravens in first round of 2018 NFL Draft (25th overall) ... Signed with Ravens on 6-20-18 ... Acquired by Atlanta in trade with Ravens on 3-18-20 ... Falcons contract expired on 3-16-22; became unrestricted free agent ... Signed with Cincinnati as unrestricted free agent on 3-18-22.

Pro career: 2018—Played in 12 regular-season games and one postseason game as a rookie for Baltimore ... Caught 13 passes for 163 yards and a TD ... Missed first four games with a foot injury, then worked his way back into the rotation upon returning ... Made NFL debut on Oct. 7 at Cleveland, and had one catch for seven yards. **2019**—Played in all 16 regular-season games (four starts) and one postseason game (start) for Baltimore ... Caught 30 passes for 349 yards and two TDs ... Had four catches for 53 yards, including an 18-yard TD, in Wild Card Playoff vs. Tennessee. **2020**—Traded to Atlanta in the offseason, and went on to play in 16 games (11 starts) for Falcons ... Posted

career-highs in every receiving category, with 56 catches for 571 yards and six TDs. **2021**—Played in 13 games for Atlanta (five starts), and caught 26 passes for 221 yards and three TDs ... Spent Games 10-12 on Reserve/Injured list (ankle), and Game 16 on Reserve/COVID-19.

College: Spent three seasons (2015-17) at University of South Carolina ... Had 100 career receptions for 1281 yards and three TDs ... Two-time team captain (2016, '17) ... First-team All-SEC (AP and coaches) in 2017, and was a semifinalist for the Mackey Award (nation's top TE) ... After two seasons playing professional baseball, he walked on to South Carolina's football team in the summer of 2015, and went on to play in all 12 games and catch eight passes for 106 yards ... Spent first four games of 2015 at TE, before moving to WR for the remaining eight games.

High school/personal: Hometown is Jacksonville, Fla. ... Attended The Bolles School in Jacksonville, where he was a standout in both football and baseball ... In baseball, was a 2012 Rawlings second-team All-American as a right-handed pitcher, with a fastball in the low 90s, and helped team to a pair of state baseball titles ... Drafted by the Pittsburgh Pirates in the 17th round of the 2012 MLB Draft, and played two seasons as a pitcher (2013) and first baseman ('14) in the Pirates organization in the rookie Gulf Coast League ... Turned down baseball scholarship at Florida State to play for the Pirates ... Has been open about his past struggles with mental health, and started The Hayden Hurst Family Foundation to educate and provide resources to young athletes in an effort to end the stigma surrounding mental health ... Sport and entertainment management major at South Carolina.

HAYDEN HURST'S STATISTICS

YEAR	TEAM	G-S	RECEIVING					RUSHING					SCORING					
			NO	YDS	AVG	LG	TD	ATT	YDS	AVG	LG	TD	TD	TD-R	TD-P	TD-Rt	2-PtC	PTS
2018	Baltimore	12-0	13	163	12.5	32	1	1	0	0.0	0	0	1	0	1	0	0	6
2019	Baltimore	16-4	30	349	11.6	61t	2	0	0	—	—	0	2	0	2	0	0	12
2020	Atlanta	16-9	56	571	10.2	42t	6	0	0	—	—	0	6	0	6	0	0	36
2021	Atlanta	13-5	26	221	8.5	33	3	0	0	—	—	0	3	0	3	0	0	18
BALT. TOTALS		28-4	43	512	11.9	61t	3	1	0	0.0	0	0	3	0	3	0	0	18
ATL. TOTALS		29-14	82	792	9.7	42t	9	0	0	—	—	0	9	0	9	0	0	54
CAREER		57-18	125	1304	10.4	61t	12	1	0	0.0	0	0	12	0	12	0	0	72

RECEIVING SINGLE-GAME HIGHS: RECEPTIONS—7 (for Atlanta; 11-8-20 vs. Denver). YARDS—73 (for Baltimore; 12-8-19 at Buffalo). LONG—61t (for Baltimore; 12-8-19 at Buffalo). TOUCHDOWNS—1 (12 times; most recently for Atlanta on 12-26-21 vs. Detroit).

RUSHING SINGLE-GAME HIGHS: ATTEMPTS—1 (for Baltimore; 10-14-18 at Tennessee). YARDS—0 (for Baltimore; 10-14-18 at Tennessee). LONG—0 (for Baltimore; 10-14-18 at Tennessee). TOUCHDOWNS—(none).

POSTSEASON

YEAR	TEAM	G-S	RECEIVING					RUSHING					SCORING					
			NO	YDS	AVG	LG	TD	ATT	YDS	AVG	LG	TD	TD	TD-R	TD-P	TD-Rt	2-PtC	PTS
2018	Baltimore	1-0	0	0	—	—	0	—	—	—	—	—	0	0	0	0	0	0
2019	Baltimore	1-1	4	53	13.3	18	1	—	—	—	—	—	1	0	1	0	0	6
CAREER		2-1	4	53	13.3	18	1	—	—	—	—	—	1	0	1	0	0	6

CAREER GAME-BY-GAME

		RECEIVING					RUSHING				
DATE	OPPONENT	NO	YDS	AVG	LG	TD	ATT	YDS	AVG	LG	TD
2018 / BALTIMORE											
9-9	BUFFALO			INACTIVE					INACTIVE		
9-13	at Cincinnati			INACTIVE					INACTIVE		
9-23	DENVER			INACTIVE					INACTIVE		
9-30	at Pittsburgh			INACTIVE					INACTIVE		
10-7	at Cleveland	1	7	7.0	7	0	0	0	—	—	0
10-14	at Tennessee	0	0	—	—	0	1	0	0.0	0	0
10-21	NEW ORLEANS	0	0	—	—	0	0	0	—	—	0
10-28	at Carolina	2	29	14.5	26t	1	0	0	—	—	0
11-4	PITTSBURGH	1	21	21.0	21	0	0	0	—	—	0
11-11	— BYE —										
11-18	CINCINNATI	0	0	—	—	0	0	0	—	—	0
11-25	OAKLAND	3	25	8.3	11	0	0	0	—	—	0
12-2	at Atlanta	0	0	—	—	0	0	0	—	—	0
12-9	at Kansas City	0	0	—	—	0	0	0	—	—	0
12-16	TAMPA BAY	3	20	6.7	8	0	0	0	—	—	0
12-22	at L.A. Chargers	1	18	18.0	18	0	0	0	—	—	0
12-30	CLEVELAND	2	43	21.5	32	0	0	0	—	—	0
Postseason											
1-6	L.A. CHARGERS	0	0	—	—	0	0	0	—	—	0
2019 / BALTIMORE											
9-8	at Miami	3	41	13.7	23	0	0	0	—	—	0
9-15	ARIZONA	1	1	1.0	1t	1	0	0	—	—	0
9-22	at Kansas City	2	14	7.0	11	0	0	0	—	—	0
9-29	CLEVELAND	2	39	19.5	29	0	0	0	—	—	0
10-6	at Pittsburgh	4	32	8.0	13	0	0	0	—	—	0
10-13	CINCINNATI	1	4	4.0	4	0	0	0	—	—	0
10-20	at Seattle	1	10	10.0	10	0	0	0	—	—	0
10-27	— BYE —										
11-3	NEW ENGLAND	2	15	7.5	8	0	0	0	—	—	0
11-10	at Cincinnati	2	20	10.0	14	0	0	0	—	—	0
11-17	HOUSTON	2	16	8.0	12	0	0	0	—	—	0
11-25	at L.A. Rams	0	0	—	—	0	0	0	—	—	0
12-1	SAN FRANCISCO	3	21	7.0	10	0	0	0	—	—	0
12-8	at Buffalo	3	73	24.3	61t	1	0	0	—	—	0
12-12	N.Y. JETS	1	19	19.0	19	0	0	0	—	—	0
12-22	at Cleveland	1	9	9.0	9	0	0	0	—	—	0
12-29	PITTSBURGH	2	35	17.5	20	0	0	0	—	—	0
Postseason											
1-11	TENNESSEE	4	53	13.3	18	1	0	0	—	—	0
2020 / ATLANTA											
9-13	SEATTLE	3	38	12.7	27	0	0	0	—	—	0
9-20	at Dallas	5	72	14.4	42t	1	0	0	—	—	0
9-27	CHICAGO	1	1	1.0	1t	1	0	0	—	—	0
10-5	at Green Bay	4	51	12.8	18	0	0	0	—	—	0
10-11	CAROLINA	2	8	4.0	9	0	0	0	—	—	0
10-18	at Minnesota	4	57	14.3	35t	1	0	0	—	—	0
10-25	DETROIT	6	68	11.3	17	0	0	0	—	—	0
10-29	at Carolina	5	54	10.8	18	0	0	0	—	—	0
11-8	DENVER	7	62	8.9	24	0	0	0	—	—	0
11-15	— BYE —										
11-22	at New Orleans	0	0	—	—	0	0	0	—	—	0
11-29	LAS VEGAS	4	48	12.0	14	0	0	0	—	—	0
12-6	NEW ORLEANS	1	9	9.0	9	0	0	0	—	—	0
12-13	at L.A. Chargers	1	7	7.0	7	0	0	0	—	—	0
12-20	TAMPA BAY	4	21	5.3	12	1	0	0	—	—	0
12-27	at Kansas City	5	47	9.4	17	1	0	0	—	—	0
1-3	at Tampa Bay	4	28	7.0	14	1	0	0	—	—	0
2021 / ATLANTA											
9-12	PHILADELPHIA	4	28	7.0	9	0	0	0	—	—	0
9-19	at Tampa Bay	1	6	6.0	6	0	0	0	—	—	0
9-26	at N.Y. Giants	0	0	—	—	0	0	0	—	—	0
10-3	WASHINGTON	4	29	7.3	12	0	0	0	—	—	0
10-10	N.Y. JETS	4	40	10.0	17t	1	0	0	—	—	0
10-17	— BYE —										
10-24	at Miami	3	35	11.7	15	0	0	0	—	—	0
10-31	CAROLINA	2	4	2.0	7	0	0	0	—	—	0
11-7	at New Orleans	2	16	8.0	16	0	0	0	—	—	0
11-14	at Dallas	0	0	—	—	0	0	0	—	—	0
11-18	NEW ENGLAND			RESERVE / INJURED					RESERVE / INJURED		
11-28	at Jacksonville			RESERVE / INJURED					RESERVE / INJURED		
12-5	TAMPA BAY			RESERVE / INJURED					RESERVE / INJURED		
12-12	at Carolina	1	3	3.0	3t	1	0	0	—	—	0
12-19	at San Francisco	2	6	3.0	4	0	0	0	—	—	0
12-26	DETROIT	2	21	10.5	12t	1	0	0	—	—	0
1-2	at Buffalo			RESERVE / COVID-19					RESERVE / COVID-19		
1-9	NEW ORLEANS	1	33	33.0	33	0	0	0	—	—	0



IRWIN, TRENTON

WR #16

Height: 6-2
Weight: 200
College: Stanford
Experience: 3rd-year player in 2022

2021 games-starts: 7-0
Career games-starts: 9-0
Born: 12-10-95
Hometown: Valencia, Calif.
Acquired: FA'19

Irwin has spent time between Cincinnati's practice squad and active roster since joining the team in October of 2019 ... Spent majority of 2021 on Cincinnati's active roster, and played in seven regular-season games as a reserve WR and special teamer ... Also saw brief action at punt returner in 2021, with three returns for 31 yards ... Has played in nine games over three seasons with the Bengals ... Originally a college free agent signee of the Miami Dolphins in '19 ... Grew up a child actor and appeared in multiple commercials, the most notable of which was a popular Kraft Velveeta spot in 2010.

Career transactions: Signed with Miami as college free agent on 5-10-19 ... Waived by Dolphins on 8-31-19 ... Signed to Cincinnati practice squad on 10-3-19 ... Signed to Bengals roster on 12-27-19 ... Waived by Bengals on 9-5-20 ... Signed to Bengals practice squad on 9-6-20 ... Signed to Bengals roster on 1-4-21 ... Waived by Bengals on 9-1-21 ... Signed to Bengals practice squad on 9-3-21 ... Signed to Bengals roster on 9-15-21 ... Bengals contract expired on 3-16-22; received no minimum salary offer and became free agent ... Re-signed with Bengals as free agent on 3-21-22.

Pro career: 2019—Played in one game for Bengals (no statistics) ... College free agent signee of the Dolphins spent preseason with Miami before being waived at final cuts ... Signed on Oct. 3 to Bengals' practice squad, where he spent Games 5-15 ... Promoted to active roster on Dec. 27, and made NFL debut in season finale vs. Cleveland (no statistics). **2020**—Spent entire season on Bengals' practice squad and played in one game (Dec. 27 at

Houston) as a standard elevation ... Saw just five snaps on offense in his one game played, and caught one pass for five yards. **2021**—Played in seven regular-season games for AFC Champion Bengals ... Saw action on 83 offensive snaps during regular season, along with 15 on special teams ... Had two catches for 34 yards on offense, and also returned three punts for 31 yards ... Inactive for all four of Bengals' postseason games, including Super Bowl LVI vs. the L.A. Rams.

College: Spent four seasons (2015-18) at Stanford ... Appeared in 53 career games (12 starts), and caught 152 passes (10th in school history) for 1738 yards (12th in school history) and five TDs ... Also returned 22 punts for 230 yards ... As a senior in 2018, caught 60 passes for 685 yards and two TDs ... Finished college career with at least one catch in 40 consecutive games.

High school/personal: Hometown is Valencia, Calif. ... Attended Hart High School in Santa Clarita, Calif., where he set California state records for both career receptions (285) and receiving yards (5268), while scoring 61 total TDs ... Caught 106 passes for 10,974 yards and 22 TDs as a senior ... Growing up, he was a child actor who appeared in several commercials, the most notable of which was a national spot for Kraft Velveeta in 2010 ... Science, Tech and Society major at Stanford.

NOTE ABOUT NFL EXPERIENCE: Irwin did not earn an accrued year of experience toward NFL free agency in 2019.

TRENTON IRWIN'S STATISTICS

YEAR	TEAM	G-S	RECEIVING					RUSHING					SCORING					
			NO	YDS	AVG	LG	TD	ATT	YDS	AVG	LG	TD	TD	TD-R	TD-P	TD-Rt	2-PtC	PTS
2019	Cincinnati	1-0	0	0	—	—	0	—	—	—	—	—	—	—	—	—	—	—
2020	Cincinnati	1-0	1	5	5.0	5	0	—	—	—	—	—	—	—	—	—	—	—
2021	Cincinnati	7-0	2	34	17.0	25	0	—	—	—	—	—	—	—	—	—	—	—
CAREER		9-0	3	39	13.0	25	0	—	—	—	—	—	—	—	—	—	—	—

		SPECIAL TEAMS								KICKOFF RETURNS						PUNT RETURNS					
YEAR	TEAM	ST	AT	TT	FF	FR-YDS	BP	BFG	BXP	NO	YDS	AVG	FC	LG	TD	NO	YDS	AVG	FC	LG	TD
2021	Cincinnati	—	—	—	—	—	—	—	—	—	—	—	—	—	—	3	31	10.3	4	15	0
CAREER		—	—	—	—	—	—	—	—	—	—	—	—	—	—	3	31	10.3	4	15	0

RECEIVING SINGLE-GAME HIGHS: RECEPTIONS—1 (three times; most recently on 1-9-22 at Cleveland). YARDS—25 (9-30-21 vs. Jacksonville). LONG—25 (9-30-21 vs. Jacksonville). TOUCHDOWNS—(none).

PUNT RETURN SINGLE-GAME HIGHS: RETURNS—2 (10-17-21 at Detroit). YARDS—26 (10-17-21 at Detroit). LONG—15 (10-17-21 at Detroit). TOUCHDOWNS—(none).

POSTSEASON

YEAR	TEAM	G-S	RECEIVING					RUSHING					SCORING					
			NO	YDS	AVG	LG	TD	ATT	YDS	AVG	LG	TD	TD	TD-R	TD-P	TD-Rt	2-PtC	PTS
2021	Cincinnati	0-0	DID NOT PLAY*					DID NOT PLAY*					DID NOT PLAY*					
CAREER		0-0	0	0	—	—	0	—	—	—	—	—	—	—	—	—	—	—

2021 REGULAR-SEASON GAME-BY-GAME

DATE	OPPONENT	RECEIVING					RUSHING				
		NO	YDS	AVG	LG	TD	ATT	YDS	AVG	LG	TD
9-12	MINNESOTA			PRACTICE SQUAD				PRACTICE SQUAD			
9-19	at Chicago			INACTIVE				INACTIVE			
9-26	at Pittsburgh	0	0	—	—	0	—	—	—	—	—
9-30	JACKSONVILLE	1	25	25.0	25	0	—	—	—	—	—
10-10	GREEN BAY	0	0	—	—	0	—	—	—	—	—
10-17	at Detroit	0	0	—	—	0	—	—	—	—	—
10-24	at Baltimore	0	0	—	—	0	—	—	—	—	—
10-31	at N.Y. Jets			DID NOT PLAY				DID NOT PLAY			
11-7	CLEVELAND			INACTIVE				INACTIVE			
11-14	— BYE —										
11-21	at Las Vegas			INACTIVE				INACTIVE			
11-28	PITTSBURGH			INACTIVE				INACTIVE			
12-5	L.A. CHARGERS	0	0	—	—	0	—	—	—	—	—
12-12	SAN FRANCISCO			INACTIVE				INACTIVE			
12-19	at Denver			INACTIVE				INACTIVE			
12-26	BALTIMORE			INACTIVE				INACTIVE			
1-2	KANSAS CITY			RESERVE / COVID-19				RESERVE / COVID-19			
1-9	at Cleveland	1	9	9.0	9	0	—	—	—	—	—
TOTALS		2	34	17.0	25	0	—	—	—	—	—

DATE	OPPONENT	SPECIAL TEAMS								KICKOFF RETURNS						PUNT RETURNS					
		ST	AT	TT	FF	FR-YDS	BP	BFG	BXP	NO	YDS	AVG	FC	LG	TD	NO	YDS	AVG	FC	LG	TD
9-12	MINNESOTA					PRACTICE SQUAD															
9-19	at Chicago					INACTIVE															
9-26	at Pittsburgh	—	—	—	—	—	—	—	—	—	—	—	—	—	—	0	0	—	0	—	0
9-30	JACKSONVILLE	—	—	—	—	—	—	—	—	—	—	—	—	—	—	0	0	—	0	—	0
10-10	GREEN BAY	—	—	—	—	—	—	—	—	—	—	—	—	—	—	0	0	—	0	—	0
10-17	at Detroit	—	—	—	—	—	—	—	—	—	—	—	—	—	—	2	26	13.0	1	15	0
10-24	at Baltimore	—	—	—	—	—	—	—	—	—	—	—	—	—	—	0	0	—	1	—	0
10-31	at N.Y. Jets					DID NOT PLAY															
11-7	CLEVELAND					INACTIVE															
11-14	— BYE —																				
11-21	at Las Vegas					INACTIVE															
11-28	PITTSBURGH					INACTIVE															
12-5	L.A. CHARGERS	—	—	—	—	—	—	—	—	—	—	—	—	—	—	1	5	5.0	2	5	0
12-12	SAN FRANCISCO					INACTIVE															
12-19	at Denver					INACTIVE															
12-26	BALTIMORE					INACTIVE															
1-2	KANSAS CITY					RESERVE / COVID-19															
1-9	at Cleveland	—	—	—	—	—	—	—	—	—	—	—	—	—	—	0	0	—	0	—	0
TOTALS		—	—	—	—	—	—	—	—	—	—	—	—	—	—	3	31	10.3	4	15	0



JOHNSTON, CLAY

LB #44**Height:** 6-1**Weight:** 232**College:** Baylor**Experience:** 3rd-year player in 2022**2021 games-starts:** 13-1 (6-0 Car.; 7-1 Cin.)**Career games-starts:** 15-1**Born:** 8-8-96**Hometown:** Abilene, Texas**Acquired:** W(Car.)'21

The Bengals acquired Johnston on waivers from Carolina in mid-2021 ... Despite playing in only seven games (one start) for Bengals during 2021 regular season, he tied for second on team in special teams tackles (six) ... Primarily a special teams player, but made one of the signature plays on defense of Cincinnati's run to Super Bowl LVI when in the Divisional Playoff at Tennessee he crashed the backfield and stopped Titans all-pro RB Derrick Henry shy of the goal line on a two point conversion ... Originally a seventh-round pick of the Rams (234th overall) in 2020, then joined the Panthers after final cuts ... Played in six games with Carolina in '21 prior to joining Bengals.

Career transactions: Selected by L.A. Rams in seventh round of 2020 NFL Draft (234th overall) ... Signed by Rams on 7-28-20 ... Waived by Rams on 9-5-20 ... Signed to Carolina practice squad on 9-8-20 ... Signed to Panthers roster on (Reserve/Future) on 1-4-21 ... Waived by Panthers on 11-8-21 ... Acquired by Cincinnati on waivers from Panthers on 11-9-21 ... Signed a contract extension with Bengals on 3-4-22.

Pro career: 2020—Rookie spent offseason with the L.A. Rams, was waived at final cuts, and then signed to the Carolina Panthers' practice squad, where he spent the rest of the season ... Played in final two games of the season for Carolina (both as a standard elevation) ... Saw three snaps on defense and had one tackle, and saw 21 snaps on special teams (no statistics). **2021**—Opened season with Carolina and played in six games, before being waived and claimed by Cincinnati, where he played in seven games (one start) ... With Carolina, he had six tackles on defense and four on special teams, and with

Cincinnati he had 11 tackles on defense and six on special teams (tied for second on team) ... Made NFL debut with Carolina on Sept. 19 vs. New Orleans, and had one tackle on special teams ... Made first career start in Cincinnati's season finale at Cleveland, when Bengals rested usual starters for the playoffs, and had 11 tackles on defense (tied team lead) and one on special teams ... Played in all four playoff games for Cincinnati, as Bengals won AFC Championship and advanced to Super Bowl LVI ... Used rarely on defense, but made one of the signature defensive plays of Cincinnati's playoff run when in the Divisional Playoff at Tennessee he crashed the backfield and stopped Titans all-pro RB Derrick Henry shy of the goal line on a two point conversion ... Played in Super Bowl LVI vs. L.A. Rams, saw 21 snaps on special teams, and had one special teams tackle.

College: Spent five seasons (2015-19) at Baylor, with a redshirt year in '15 ... Limited by knee injury to just six games as a senior in 2019, but still recorded 58 tackles, 2.5 sacks and an INT ... Earned All-Big 12 second team (coaches and AP) honors as a senior, despite missed time.

High school/personal: Hometown is Abilene, Texas ... Attended Wylie High School in Abilene, where as a senior he earned Class 4A All-State honors as both a LB and RB ... His father, Kent Johnston, has spent more than 25 years on NFL staffs, mainly as a strength and conditioning coach; he currently serves as Director of Player Wellness for the Carolina Panthers ... Graduated from Baylor in Dec. 2018 with a degree in health, kinesiology and leisure studies.

CLAY JOHNSTON'S STATISTICS

YEAR	TEAM	G-S	DEFENSE						INTERCEPTIONS						SCORING				
			ST	AT	TT	SKS-YDS	PD	FF	FR-YDS	NO	YDS	AVG	LG	TD	TD	TD-IntRt	TD-FRRt	S	PTS
2020	Carolina	2-0	0	1	1	0-0	0	0	0-0	—	—	—	—	—	—	—	—	—	—
2021	Carolina	6-0	2	4	6	0-0	0	0	0-0	—	—	—	—	—	—	—	—	—	—
	Cincinnati	7-1	5	6	11	0-0	0	0	0-0	—	—	—	—	—	—	—	—	—	—
CAR. TOTALS		8-0	2	5	7	0-0	0	0	0-0	—	—	—	—	—	—	—	—	—	—
CIN. TOTALS		7-1	5	6	11	0-0	0	0	0-0	—	—	—	—	—	—	—	—	—	—
CAREER		15-1	7	11	18	0-0	0	0	0-0	—	—	—	—	—	—	—	—	—	—

YEAR	TEAM	SPECIAL TEAMS								KICKOFF RETURNS						PUNT RETURNS					
		ST	AT	TT	FF	FR-YDS	BP	BFG	BXP	NO	YDS	AVG	FC	LG	TD	NO	YDS	AVG	FC	LG	TD
2021	Carolina	3	1	4	0	0-0	0	0	0	—	—	—	—	—	—	—	—	—	—	—	—
	Cincinnati	3	3	6	1	0-0	0	0	0	—	—	—	—	—	—	—	—	—	—	—	—
CAR. TOTALS		3	1	4	0	0-0	0	0	0	—	—	—	—	—	—	—	—	—	—	—	—
CIN. TOTALS		3	3	6	1	0-0	0	0	0	—	—	—	—	—	—	—	—	—	—	—	—
CAREER		6	4	10	1	0-0	0	0	0	—	—	—	—	—	—	—	—	—	—	—	—


POSTSEASON

YEAR	TEAM	G-S	DEFENSE						INTERCEPTIONS						SCORING				
			ST	AT	TT	SKS-YDS	PD	FF	FR-YDS	NO	YDS	AVG	LG	TD	TD	TD-IntRt	TD-FRRt	S	PTS
2021	Cincinnati	4-0	0	0	0	0-0	0	0	0-0	—	—	—	—	—	—	—	—	—	—
CAREER		4-0	0	0	0	0-0	0	0	0-0	—	—	—	—	—	—	—	—	—	—

YEAR	TEAM	SPECIAL TEAMS								KICKOFF RETURNS						PUNT RETURNS					
		ST	AT	TT	FF	FR-YDS	BP	BFG	BXP	NO	YDS	AVG	FC	LG	TD	NO	YDS	AVG	FC	LG	TD
2021	Cincinnati	1	0	1	0	0-0	0	0	0	—	—	—	—	—	—	—	—	—	—	—	—
CAREER		1	0	1	0	0-0	0	0	0	—	—	—	—	—	—	—	—	—	—	—	—

2021 REGULAR-SEASON GAME-BY-GAME

		DEFENSE									INTERCEPTIONS											
DATE	OPPONENT	ST	AT	TT	SKS-YDS	INT-YDS	PD	FF	FR-YDS	NO	YDS	AVG	LG	TD								
		Carolina																				
9-12	N.Y. JETS				INACTIVE						INACTIVE											
9-19	NEW ORLEANS	0	0	0	0-0	0-0	0	0	0-0	—	—	—	—	—								
9-23	at Houston				INACTIVE						INACTIVE											
10-3	at Dallas				INACTIVE						INACTIVE											
10-10	PHILADELPHIA	0	0	0	0-0	0-0	0	0	0-0	—	—	—	—	—								
10-17	MINNESOTA	0	0	0	0-0	0-0	0	0	0-0	—	—	—	—	—								
10-24	at N.Y. Giants	1	3	4	0-0	0-0	0	0	0-0	—	—	—	—	—								
10-31	at Atlanta	1	0	1	0-0	0-0	0	0	0-0	—	—	—	—	—								
11-7	NEW ENGLAND	0	1	1	0-0	0-0	0	0	0-0	—	—	—	—	—								
		Cincinnati																				
11-14	— BYE —																					
11-21	at Las Vegas	0	0	0	0-0	0-0	0	0	0-0	—	—	—	—	—								
11-28	PITTSBURGH	0	0	0	0-0	0-0	0	0	0-0	—	—	—	—	—								
12-5	L.A. CHARGERS	0	0	0	0-0	0-0	0	0	0-0	—	—	—	—	—								
12-12	SAN FRANCISCO	0	0	0	0-0	0-0	0	0	0-0	—	—	—	—	—								
12-19	at Denver	RESERVE / COVID-19									RESERVE / COVID-19											
12-26	BALTIMORE	0	0	0	0-0	0-0	0	0	0-0	—	—	—	—	—								
1-2	KANSAS CITY	0	0	0	0-0	0-0	0	0	0-0	—	—	—	—	—								
1-9	at Cleveland	5	6	11	0-0	0-0	0	0	0-0	—	—	—	—	—								
CAR. TOTALS		2	4	6	0-0	0-0	0	0	0-0	—	—	—	—	—								
CIN. TOTALS		5	6	11	0-0	0-0	0	0	0-0	—	—	—	—	—								
2021 TOTALS		7	10	17	0-0	0-0	0	0	0-0	—	—	—	—	—								
		SPECIAL TEAMS									KICKOFF RETURNS						PUNT RETURNS					
DATE	OPPONENT	ST	AT	TT	FF	FR-YDS	BP	BFG	BXP	NO	YDS	AVG	FC	LG	TD	NO	YDS	AVG	FC	LG	TD	
		Carolina																				
9-12	N.Y. JETS				INACTIVE						INACTIVE						INACTIVE					
9-19	NEW ORLEANS	0	1	1	0	0-0	0	0	0	—	—	—	—	—	—	—	—	—	—	—	—	
9-23	at Houston				INACTIVE						INACTIVE						INACTIVE					
10-3	at Dallas				INACTIVE						INACTIVE						INACTIVE					
10-10	PHILADELPHIA	1	0	1	0	0-0	0	0	0	—	—	—	—	—	—	—	—	—	—	—	—	
10-17	MINNESOTA	0	0	0	0	0-0	0	0	0	—	—	—	—	—	—	—	—	—	—	—	—	
10-24	at N.Y. Giants	1	0	1	0	0-0	0	0	0	—	—	—	—	—	—	—	—	—	—	—	—	
10-31	at Atlanta	1	0	1	0	0-0	0	0	0	—	—	—	—	—	—	—	—	—	—	—	—	
11-7	NEW ENGLAND	0	0	0	0	0-0	0	0	0	—	—	—	—	—	—	—	—	—	—	—	—	
		Cincinnati																				
11-14	— BYE —																					
11-21	at Las Vegas	1	0	1	1	0-0	0	0	0	—	—	—	—	—	—	—	—	—	—	—	—	
11-28	PITTSBURGH	1	0	1	0	0-0	0	0	0	—	—	—	—	—	—	—	—	—	—	—	—	
12-5	L.A. CHARGERS	0	0	0	0	0-0	0	0	0	—	—	—	—	—	—	—	—	—	—	—	—	
12-12	SAN FRANCISCO	0	1	1	0	0-0	0	0	0	—	—	—	—	—	—	—	—	—	—	—	—	
12-19	at Denver	RESERVE / COVID-19									RESERVE / COVID-19						RESERVE / COVID-19					
12-26	BALTIMORE	0	1	1	0	0-0	0	0	0	—	—	—	—	—	—	—	—	—	—	—	—	
1-2	KANSAS CITY	0	1	1	0	0-0	0	0	0	—	—	—	—	—	—	—	—	—	—	—	—	
1-9	at Cleveland	1	0	1	0	0-0	0	0	0	—	—	—	—	—	—	—	—	—	—	—	—	
CAR. TOTALS		3	1	4	0	0-0	0	0	0	—	—	—	—	—	—	—	—	—	—	—	—	
CIN. TOTALS		3	3	6	1	0-0	0	0	0	—	—	—	—	—	—	—	—	—	—	—	—	
2021 TOTALS		6	4	10	1	0-0	0	0	0	—	—	—	—	—	—	—	—	—	—	—	—	



JONES, KEANDRE

LB #47

Height: 6-3
Weight: 220
College: Maryland
Experience: 2nd-year player in 2022

2021 games-starts: 5-0
Career games-starts: 7-0
Born: 9-24-97
Hometown: Olney, Md.
Acquired: FA'20

Jones in 2021 began his second Bengals season on the practice squad, before being called up to the active roster in December and filling role on special teams during Cincinnati's run to Super Bowl LVI ... Played in final five regular-season games and all four postseason games for 2021 AFC Champion Bengals ... As a rookie in 2020, spent majority season on Cincinnati's practice squad and played in final two games as a standard elevation ... Originally a 2020 CFA signee of Chicago, was waived by Bears before final cuts and signed to Bengals' practice squad five days later ... In college, played one season (2019) at Maryland after beginning career at Ohio State ('16-18).

Career transactions: Signed with Chicago as college free agent on 5-8-20 ... Waived by Bears on 9-3-20 ... Signed to Cincinnati practice squad on 9-8-20 ... Signed to Bengals roster on 1-4-21 ... Waived by Bengals on 8-31-21 ... Signed to Bengals practice squad on 9-1-21 ... Signed off practice squad to Bengals roster on 12-21-21.

Pro career: 2020—Rookie played in final two games of season for Cincinnati ... Saw 19 snaps on special teams, and recorded one ST tackle ... Spent rookie offseason with Chicago before being waived just before final cuts, and then joined Cincinnati's practice squad just prior to season opener ... Lone special teams tackle came on Dec. 27 at Houston. **2021**—Played in final five

regular-season games and all four postseason games for Cincinnati, as Bengals won the AFC Championship and advanced to Super Bowl LVI ... Began season on Cincinnati's practice squad, played in Games 13-14 as a standard elevation, then was signed to the active roster on Dec. 21 ... Played 94 snaps on special teams and had one tackle ... Played in Super Bowl LVI vs. L.A. Rams and saw 20 snaps on special teams (no statistics).

College: Played one season (2019) at Maryland, after beginning his career at Ohio State ('16-18); Redshirted in '16 at OSU ... Was team captain in 2019 at Maryland, and named honorable mention All-Big Ten after starting all 12 games and recording 15 tackles for losses, seven sacks and three FFs.

High school/personal: Hometown is Olney, Md. (outside Washington D.C.) ... Attended Good Counsel High School, where was a consensus all-state pick after recording 119 tackles, four sacks and two INTs (both pick-sixes) ... Played in 2016 Under Armour All-American Game ... Earned degree in communications from Ohio State ... First name is pronounced "kee-AHN-dray."

NOTE ABOUT NFL EXPERIENCE: Jones did not earn an accrued year of experience toward NFL free agency in 2021.

KEANDRE JONES' STATISTICS

			DEFENSE							INTERCEPTIONS						SCORING				
YEAR	TEAM	G-S	ST	AT	TT	SKS-YDS	PD	FF	FR-YDS	NO	YDS	AVG	LG	TD		TD	TD-IntRt	TD-FRRt	S	PTS
2020	Cincinnati	2-0	0	0	0	0-0	0	0	0-0	—	—	—	—	—		—	—	—	—	—
2021	Cincinnati	5-0	0	1	1	0-0	0	0	0-0	—	—	—	—	—		—	—	—	—	—
CAREER		7-0	0	1	1	0-0	0	0	0-0	—	—	—	—	—		—	—	—	—	—

		SPECIAL TEAMS									KICKOFF RETURNS						PUNT RETURNS					
YEAR	TEAM	ST	AT	TT	FF	FR-YDS	BP	BFG	BXP	NO	YDS	AVG	FC	LG	TD	NO	YDS	AVG	FC	LG	TD	
2020	Cincinnati	0	1	1	0	0-0	0	0	0	—	—	—	—	—	—	—	—	—	—	—	—	
2021	Cincinnati	1	1	2	0	0-0	0	0	0	—	—	—	—	—	—	—	—	—	—	—	—	
CAREER		1	2	3	0	0-0	0	0	0	—	—	—	—	—	—	—	—	—	—	—	—	

POSTSEASON

			DEFENSE							INTERCEPTIONS						SCORING				
YEAR	TEAM	G-S	ST	AT	TT	SKS-YDS	PD	FF	FR-YDS	NO	YDS	AVG	LG	TD		TD	TD-IntRt	TD-FRRt	S	PTS
2021	Cincinnati	4-0	0	0	0	0-0	0	0	0-0	—	—	—	—	—		—	—	—	—	—
CAREER		4-0	0	0	0	0-0	0	0	0-0	—	—	—	—	—		—	—	—	—	—



JONES, SHERMARI

HB #27**Height:** 6-0**Weight:** 225**College:** Coastal Carolina**Experience:** Rookie in 2022**2021 games-starts:** 0-0**Career games-starts:** 0-0**Born:** 8-15-00**Hometown:** Pensacola, Fla.**Acquired:** CFA'22

Signed with the Bengals in May as a college free agent ... Played his junior and senior seasons (2020-21) at Coastal Carolina University ... Transferred to CCU after two years (2018-19) at Independence Community College (Kan.) ... Played in a backup role during junior campaign, before breaking out for 1040 rushing yards and 13 TDs as a senior ... Also served as primary KR in 2020, netting 159 yards on eight attempts ... Teammates at Coastal Carolina with DE Jeff Gunter, the Bengals' 2022 seventh-round draft pick, as well as WR Jaivon Heiligh, one of the team's other college free agent signees.

Career transactions: Signed with Cincinnati as college free agent on 5-13-22.

College highlights: Played two seasons (2020-21) at Coastal Carolina ... Rushed for 1438 yards on 243 carries (5.9), with 16 TDs ... Caught four passes for 37 yards ... Spent previous two seasons (2018-19) at Independence Community College in Independence, Kan. **2021**—Played in 11 games, making eight starts at RB ... Missed three games due to injury ... Rushed

for 1040 yards on 159 attempts (6.5), with 13 TDs ... His 6.5 yards per carry led the Sun Belt Conference and ranked eighth in the country ... Ranked in top 10 in program history for single-season rushing yards (seventh) and rushing TDs (sixth) ... Named first-team All-Sun Belt ... Recorded four 100-yard rushing games ... Had career highs in carries (23) and rushing yards (211) on Nov. 26 at South Alabama. **2020**—Played in all 12 games, recording 398 yards on 84 carries (4.7) ... Returned eight kickoffs for 159 yards (19.9). **2018-19**—Played in 16 games over two seasons at Independence ... Rushed for 873 yards and nine TDs ... Caught six passes for 18 yards ... Appeared on fourth season of Netflix original series "Last Chance U."

High school: Attended Tate High School in Cantonment, Fla. ... Recorded 1076 rushing yards and 15 TDs, with nine catches for 145 yards as a senior ... Had eight 100-yard rushing games over his final two seasons.

Personal: Hometown is Pensacola, Fla. ... Graduated from Coastal Carolina with a degree in recreation and sport management in Fall of 2021 ... First name is pronounced "sher-MAR-ee."



KAREEM, KHALID

DE #90

Height: 6-4
Weight: 268
College: Notre Dame
Experience: 3rd-year player in 2022

2021 games-starts: 7-1
Career games-starts: 23-1
Born: 4-28-98
Hometown: Detroit, Mich.
Acquired: D5'20

A 2020 fifth-round pick of the Bengals, Kareem began 2021 on Reserve/Injured (shoulder) before returning mid-way through the season and seeing time as a rotational DE ... Played in seven regular-season games (one start) and all four postseason games ... Made one of the most impactful defensive plays of the 2021 regular season, when in the fourth quarter at Denver he crashed the backfield to force and recover a fumble by QB Drew Lock; the play happened on a second-and-goal from the Bengals' nine yard-line, and preserved Cincinnati's five-point lead ... Played in all 16 games as a rookie, and saw more playing time late in season after Oct. 28 trade of DE Carlos Dunlap ... Team captain in college at Notre Dame, and is the son of a high school defensive line coach.

Career transactions: Selected by Cincinnati in fifth round of 2020 NFL Draft (147th overall) ... Signed with Bengals on 7-23-20.

Pro career: 2020—Played in all 16 games (no starts) as a rookie ... Saw action on 24.5 percent of defensive snaps, and totaled 19 tackles and a sack ... Also returned a short kickoff 13 yards on Nov. 29 vs. N.Y. Giants ... Made NFL debut in Game 1, Sept. 13 vs. L.A. Chargers and recorded one tackle ... Recorded first career sack on Nov. 22 at Washington, when he took down Alex Smith in the fourth quarter. **2021**—Played in seven regular-season games (one start at RDE) and all four postseason games, as Cincinnati won AFC Championship and advanced to Super Bowl LVI ... Suffered right shoulder injury in preseason finale and spent first seven regular-season games on Reserve/Injured ... Inactive for Games 12-13 (coaches' decision) ... Made one of

the most impactful defensive plays of the regular season, when in the fourth quarter Dec. 19 at Denver, he crashed the backfield to force and recover a fumble by QB Drew Lock; the play happened on a second-and-goal from the Bengals' nine yard-line, and preserved Cincinnati's five-point lead ... Concussion suffered on the aforementioned play rendered him inactive the next week, Dec. 26 vs. Baltimore ... Recorded five tackles in first career start (RDE) in season finale at Cleveland, as Cincinnati rested its usual starters for the playoffs ... Saw action on 20 percent (55 of 274) of defensive snaps during Cincinnati's run to Super Bowl LVI, and had three tackles ... Played in Super Bowl LVI vs. the L.A. Rams, saw action on 10 defensive snaps and recorded two tackles.

College: Spent four seasons (2016-19) at Notre Dame, and played in 43 career games, with 26 starts ... Compiled 109 career tackles, including 26 for losses and 13 sacks, along with four FFs, two FRs and eight pass breakups ... Full-time starter at DE his final two seasons in Fighting Irish's 3-4 defensive scheme, but also saw some time as an outside linebacker rushing the passer ... Team captain as a senior in 2019.

High school/personal: Hometown is Detroit, Mich. ... Attended Harrison High School in Farmington Hills, Mich. (outside Detroit), where as a senior in 2015 he recorded 56 tackles, including 36 for losses and 16 sacks, along with five FFs and four pass breakups ... First-team all state (AP) as a senior and was named MLive Detroit Defensive Player of the Year ... Management consulting major at Notre Dame, with a minor in studio art ... First name is pronounced "KAH-lid" and last name is pronounced "kuh-REEM."

KHALID KAREEM'S STATISTICS

			DEFENSE						INTERCEPTIONS						SCORING				
YEAR	TEAM	G-S	ST	AT	TT	SKS-YDS	PD	FF	FR-YDS	NO	YDS	AVG	LG	TD	TD	TD-IntRt	TD-FRRt	S	PTS
2020	Cincinnati	16-0	9	10	19	1-0	0	0	0-0	—	—	—	—	—	—	—	—	—	—
2021	Cincinnati	7-1	5	4	9	0-0	0	1	1-4	—	—	—	—	—	—	—	—	—	—
CAREER		23-1	14	14	28	1-0	0	1	1-4	—	—	—	—	—	—	—	—	—	—


		SPECIAL TEAMS									KICKOFF RETURNS						PUNT RETURNS					
YEAR	TEAM	ST	AT	TT	FF	FR-YDS	BP	BFG	BXP	NO	YDS	AVG	FC	LG	TD	NO	YDS	AVG	FC	LG	TD	
2020	Cincinnati	—	—	—	—	—	—	—	—	1	13	13.0	0	13	0	—	—	—	—	—	—	
CAREER		—	—	—	—	—	—	—	—	1	13	13.0	0	13	0	—	—	—	—	—	—	

POSTSEASON

			DEFENSE						INTERCEPTIONS						SCORING				
YEAR	TEAM	G-S	ST	AT	TT	SKS-YDS	PD	FF	FR-YDS	NO	YDS	AVG	LG	TD	TD	TD-IntRt	TD-FRRt	S	PTS
2021	Cincinnati	4-0	2	1	3	0-0	0	0	0-0	—	—	—	—	—	—	—	—	—	—
CAREER		4-0	2	1	3	0-0	0	0	0-0	—	—	—	—	—	—	—	—	—	—

2021 REGULAR-SEASON GAME-BY-GAME

		DEFENSE									INTERCEPTIONS								
DATE	OPPONENT	ST	AT	TT	SKS-YDS	INT-YDS	PD	FF	FR-YDS	NO	YDS	AVG	LG	TD					
9-12	MINNESOTA				RESERVE / INJURED						RESERVE / INJURED								
9-19	at Chicago				RESERVE / INJURED						RESERVE / INJURED								
9-26	at Pittsburgh				RESERVE / INJURED						RESERVE / INJURED								
9-30	JACKSONVILLE				RESERVE / INJURED						RESERVE / INJURED								
10-10	GREEN BAY				RESERVE / INJURED						RESERVE / INJURED								
10-17	at Detroit				RESERVE / INJURED						RESERVE / INJURED								
10-24	at Baltimore				RESERVE / INJURED						RESERVE / INJURED								
10-31	at N.Y. Jets	0	0	0	0-0	0-0	0	0	0-0	—	—	—	—	—	—	—	—	—	—
11-7	CLEVELAND	0	0	0	0-0	0-0	0	0	0-0	—	—	—	—	—	—	—	—	—	—
11-14	— BYE —																		
11-21	at Las Vegas	0	1	1	0-0	0-0	0	0	0-0	—	—	—	—	—	—	—	—	—	—
11-28	PITTSBURGH	0	1	1	0-0	0-0	0	0	0-0	—	—	—	—	—	—	—	—	—	—
12-5	L.A. CHARGERS				INACTIVE						INACTIVE								
12-12	SAN FRANCISCO				INACTIVE						INACTIVE								
12-19	at Denver	2	0	2	0-0	0-0	0	1	1-4	—	—	—	—	—	—	—	—	—	—
12-26	BALTIMORE				INACTIVE						INACTIVE								
1-2	KANSAS CITY	0	0	0	0-0	0-0	0	0	0-0	—	—	—	—	—	—	—	—	—	—
1-9	at Cleveland	3	2	5	0-0	0-0	0	0	0-0	—	—	—	—	—	—	—	—	—	—
TOTALS		5	4	9	0-0	0-0	0	1	1-4	—	—	—	—	—	—	—	—	—	—



KARRAS, TED

C #64

Height: 6-4
Weight: 310
College: Illinois
Experience: 7th-year player in 2022

2021 games-starts: 17-13 (N.E.)
Career games-starts: 93-49
Born: 3-15-93
Hometown: Indianapolis, Ind.
Acquired: UFA(N.E.)'21

Karras signed with Cincinnati as an unrestricted free agent in March, and in 2022 he figures to take over a starting spot on the interior of the offensive line ... Bengals list him at C, but he has starting experience at all three interior OL spots ... Enters 2022 with 34 career starts at C, 12 at LG and five at RG (all totals include playoffs) ... Spent five of first six seasons with New England, with the only outlier coming in 2020 with the Miami Dolphins ... Originally a sixth-round pick of the Patriots in 2016, and played his first three seasons ('16-18) as a reserve before settling as New England's starting C in 2019 ... Joined Miami for 2020 and started all 16 games at C, then returned to New England for '21 and switched to G ... Won Super Bowls with Patriots in 2016 and '18 ... Played in every regular-season and postseason game for the Patriots in 2021, with 14 combined starts (12 at LG, two at RG).

Career transactions: Selected by New England in sixth round of 2016 NFL Draft (221st overall) ... Signed with Patriots on 5-6-16 ... Waived by Patriots on 9-2-17 ... Signed to Patriots practice squad on 9-3-17 ... Signed to Patriots roster on 9-7-17 ... Patriots contract expired 3-18-20; became unrestricted free agent ... Signed with Miami as unrestricted free agent on 3-20-20 ... Dolphins contract expired on 3-17-21; became unrestricted free agent ... Signed with New England as unrestricted free agent on 3-19-21 ... Patriots contract expired on 3-16-22; became unrestricted free agent ... Signed with Cincinnati as unrestricted free agent on 3-17-21.

Pro career: 2016—Played in all 16 regular-season games (one start at RG) and all three postseason contests as a rookie for New England team that won Super Bowl LI ... Started at RG in his NFL debut on Sept. 11 at Arizona ... Filled reserve and special teams role for remainders of regular season and playoffs ... Played three snaps on special teams in Super Bowl LI win over Atlanta. **2017**—Played in all 16 regular-season games (two starts at C) and three postseason games for New England, as Patriots won AFC Championship and advanced to Super Bowl LII ... Filled reserve role, with both starts coming in place of injured starter David Andrews ... Made first career start at C in Nov. 19 win over Oakland in Mexico City ... Started at C again the next week in Nov. 26 win vs. Miami. **2018**—Played in 13 regular-season games (two starts at RG) and all three postseason contests for New England team that won Super Bowl LII ... Filled reserve role for Patriots, as both starts — Nov. 4 vs. Green Bay and Nov. 11 at Tennessee — came at RG in place of injured Shaq Mason ... Saw four snaps on special teams in Super Bowl LIII win over L.A. Rams. **2019**—Played and started 15 games for New England ... Inactive Dec. 8 vs. Kansas City (knee), due to knee injury suffered Dec. 1 at Houston ... Served as team's No. 1 C throughout season after David Andrews was placed on Reserve/Injured prior to start of regular season ... Made first postseason start (at C) in Wild Card Playoff vs. Tennessee. **2020**—Signed with Miami as an unrestricted free agent over offseason and went on to start all 16 games at C. **2021**—Re-joined New England as an unrestricted free agent over offseason and went on to play in all 17 regular-season games and one postseason game ... Played Games 1-4 as a reserve, started at RG in Games 5-6, then took over starting LG spot for remainder of regular season and playoff game.

College: Spent five years (2011-15) at the University of Illinois, with a redshirt season in '11, and started 43 career games (all at RG) ... Four-year starter at RG ... Team captain as a senior in 2015, and was a three-time Academic All-Big Ten selection (2012, '14 and '15) ... Honorable mention All-Big Ten as a junior in 2014, then earned third-team honors (media) as a senior in '15 ... Was the seventh member of his family to play football in the Big Ten (more info in personal section).

High school/personal: Hometown is Indianapolis, Ind. ... Attended Cathedral High School in Indianapolis, where he helped his team to Indiana 4A state titles in 2008 and '10 ... Married wife, Rachel, in 2018 offseason ... Graduated from Illinois in December 2014 with a degree in communication, and also earned his MBA from Indiana University thanks to an NFLPA program that provides tuition assistance for players navigating a busy NFL schedule ... His father, Ted Karras Jr., played DT at Northwestern, and played briefly in the NFL for the Washington Redskins and earned a Super Bowl as a replacement player following the 1987 NFL lockout ... His father is a longtime football coach on the college level, and started the football program at Marian University in Indianapolis ... His grandfather, Ted Karras, was a DT at Indiana and then played nine seasons in the NFL, including helping the Chicago Bears to a World Championship in 1963 ... His great uncle is 2020 Pro Football Hall of Fame inductee Alex Karras, who won Outland Trophy as DT at Iowa and was four-time Pro Bowler with the Lions; Alex Karras went into acting after his playing career, and starred in 1980s sitcom "Webster" ... His great uncle, Paul Karras, played at Iowa; His great uncle, Lou Karras, played at Purdue and three seasons with the Washington Redskins; His uncle, Tony Karras, played at Northwestern.

TED KARRAS' STATISTICS

GAMES-STARTS

YEAR	TEAM	GAMES	STARTS
2016	New England	16	1
2017	New England	16	2
2018	New England	13	2
2019	New England	15	15
2020	Miami Dolphins	16	16
2021	New England	17	13
N.E. TOTALS		77	33
MIA. TOTALS		16	16
CAREER		93	49

POSTSEASON

GAMES-STARTS

YEAR	TEAM	GAMES	STARTS
2016	New England	3	0
2017	New England	3	0
2018	New England	3	0
2019	New England	1	1
2021	New England	1	1
CAREER		11	2



LASSITER, KWAMIE, II

WR #18

Height: 5-11

Weight: 185

College: Kansas

Experience: Rookie in 2022

2021 games-starts: 0-0

Career games-starts: 0-0

Born: 1-21-98

Hometown: Chandler, Ariz.

Acquired: CFA'22

Signed with the Bengals in May as a free agent ... Spent five seasons (2017-21) at Kansas, opting to use additional year of eligibility due to COVID-19 pandemic ... Emerged as team's top receiver his final two years ... Served as primary punt returner as a sophomore and junior ... Known as a dependable option for QBs ... His father, Kwamie Lassiter, played for three NFL teams over 10 seasons.


Career transactions: Signed with Cincinnati as college free agent on 5-13-22.

College highlights: Spent five seasons (2017-21) at Kansas ... Played in 48 career games, making 26 starts at WR ... Caught 148 passes for 1550 yards (10.5), with seven TDs ... Returned 32 punts for 97 yards ... Had three career games of 100-plus receiving yards. **2021**—Started all 12 games at WR ... Caught 59 passes for 663 yards (11.1) and three TDs ... All-Big 12 honorable mention ... Ranked seventh in the Big 12 in receptions and ninth in receiving yards ... Had eight catches for 101 yards on Nov. 13 at Texas

Christian. **2020**—Played in all nine games, making eight starts at WR ... Caught 43 passes for 458 yards (10.7) and two TDs ... Named All-Big 12 honorable mention ... Returned one KO for 19 yards ... Recorded a career-high 116 yards on seven catches with a TD on Nov. 28 vs. Texas Christian. **2019**—Played in 11 games, with three starts ... Caught 34 passes for 352 yards (10.4) and one TD ... Returned four punts for 18 yards. **2018**—Played in 11 games (three starts) ... Caught 12 passes for 87 yards (7.3) and one TD ... Returned 14 punts for 79 yards. **2017**—Saw action in five games as a redshirt freshman.

High school: Attended Hamilton High School in Chandler, Ariz. ... Also participated in track & field, competing in Arizona state championships in long jump and triple jump.

Personal: Hometown is Chandler, Ariz. ... Majored in liberal arts and sciences at Kansas ... Father, Kwamie, played DB in the NFL for Arizona (1995-02), San Diego Chargers (2003) and St. Louis Rams (2004) ... First name is pronounced "KWAH-me" and last name is pronounced "LASS-ih-ter."



McPHERSON, EVAN

K #2

Height: 5-11
Weight: 185
College: Florida
Experience: 2nd-year player in 2022

2021 games-starts: 16-0
Career games-starts: 16-0
Born: 7-21-99
Hometown: Fort Payne, Ala.
Acquired: D5'21

A fifth-round pick in 2021, McPherson put together perhaps the top season ever by a rookie K, and was a key factor in Bengals' run to Super Bowl LVI ... Made five game-winning "walk-off" FGs as time expired in 2021, including two in postseason ... Nailed 33-yard game-winning "walk-off" FG in OT in his NFL debut (Sept. 12 vs. Minnesota), making him the youngest kicker in NFL history with a "walk off" ... His 52-yarder as time expired in Divisional Playoff at Tennessee made him the first rookie in NFL postseason history with a "walk off" FG, and then he did it again the next week in the AFC Championship at Kansas City, with a 31-yarder in OT that sent Cincinnati to Super Bowl LVI ... His NFL-best nine FGs of 50 or more yards during the 2021 regular season fell one shy of tying for most in a season in NFL history ... It took him just 14 games to become Cincinnati's all-time leader in 50-plus yard FGs (previous record was eight) ... His nine FGs from 50-plus were the most by a Bengal for an entire career, and more than doubled the previous single-season high of four (Horst Muhlmann in 1970) ... Tied NFL single-game record with three 50-plus yard FGs on Nov. 21 at Las Vegas (54, 53 and 51 yards) ... His 58-yard FG on Dec. 19 at Denver was the longest in Bengals history ... Made all 20 of his placekicks in Cincinnati's postseason run, including 14 FGs; no kicker in NFL history had previously been perfect on as many as 11 FGs in a single postseason ... His 14 FGs in the playoffs tied Colts K Adam Vinatieri's NFL postseason record, set in 2006 ... Played three seasons at University of Florida and became SEC's all-time leader in FG percentage (85.0), before declaring for the 2021 NFL Draft ... Earned the nickname "Shooter McPherson," as a reference to the character Shooter McGavin in the 1996 movie Happy Gilmore.

Career transactions: Selected by Cincinnati in fifth round of 2021 NFL Draft (149th overall) ... Signed with Bengals on 5-17-21.

Pro career: 2021—Played in 16 regular-season games and all four postseason games as a rookie, as Cincinnati won the AFC Championship and advanced to Super Bowl LVI ... Inactive for regular-season finale at Cleveland (right groin) ... Put together one of the top seasons by a rookie kicker in NFL history, along with one of the top postseason performances by any kicker regardless of experience ... Made 28 of 33 FGs and 46 of 48 PATs during regular season ... NFL-best nine of his FGs were from 50 yards or longer, which fell one short of tying for most in NFL history while more than doubling the

previous season-high by a Bengal (K Horst Muhlmann, four in 1970) ... Took him just 14 games to become the Bengals' career leader in 50-plus yard FGs (previous record was eight) ... Made three game-winning "walk-off" FGs during the regular season, including a 33-yarder in OT of his NFL debut on Sept. 12 vs. Minnesota that made him the youngest kicker in NFL history with a "walk off" winner (22 years, 53 days) ... Other walk-offs came Sept. 30 vs. Jacksonville (35 yards) and Jan. 2 vs. Kansas City (20 yards), which clinched AFC North title for Cincinnati ... Twice earned AFC Special Teams Player of the Week honors — Week 1 after walk-off FG vs. Minnesota, and Week 11 after tying NFL record with three 50-plus yard FGs at Las Vegas (54, 53, 51) ... Earned AFC Special Teams Player of the Month in December after going eight of nine on PATs and nine of 11 on FGs, including Bengals-record 58-yarder on Dec. 19 at Denver ... Did not miss a placekick in Cincinnati's four postseason games — made all six PATs and all 14 FGs ... No other NFL kicker had previously been perfect on as many as 11 postseason FGs ... His 14 postseason FGs tied Colts K Adam Vinatieri's NFL playoff record from 2006 ... His game-winning 52-yard FG as time expired in Divisional Playoff at Tennessee was the first "walk-off" FG by a rookie in NFL postseason history ... He did it again the next week, in AFC Championship at Kansas City, when he sent Cincinnati to Super Bowl LVI with a 31-yard "walk-off" FG in OT ... Made both FGs (29 and 38 yards) and both PATs in Super Bowl LVI vs. L.A. Rams.

College: Spent three seasons (2018-20) at Florida, before forgoing his final season of eligibility and entering the NFL Draft ... Played in 37 career games ... Left school as the Southeastern Conference's all-time leader in FG percentage (minimum 50 attempts), at 85.0 ... Went 51 of 60 on career FGs and 149 of 150 on PATs ... Left Florida with 302 career points ... Also was kickoff specialist and had 136 touchbacks on 241 career kickoffs (56.4 percent).

High school/personal: Hometown is Fort Payne, Ala. ... Attended Fort Payne (Ala.) High School, where he was the team's kicker and punter ... As a senior, converted a 60-yard FG and an 84-yard punt — each was just one yard shy of Alabama state records ... Played in the 2018 Under Armour All-American Game ... His brother, Alex, was among the nation's top high school kickers in 2021 and is committed to play at Auburn University beginning in '22 ... Last name is pronounced "mick-**FEAR**-son."

EVAN McPHERSON'S STATISTICS

			SCORING									
YEAR	TEAM	G-S	FG	FGA	FG%	LG	BFG	XP	XPA	XP%	BXP	PTS
2021	Cincinnati	16-0	28	33	84.8	58	0	46	48	95.8	0	130
CAREER		16-0	28	33	84.8	58	0	46	48	95.8	0	130

		FIELD GOALS											
YEAR	TEAM	1-19	PCT	20-29	PCT	30-39	PCT	40-49	PCT	50+	PCT	TOT	FG%
2021	Cincinnati	0-0	—	5-5	100.0	8-8	100.0	6-9	66.7	9-11	81.8	28-33	84.8
CAREER		0-0	—	5-5	100.0	8-8	100.0	6-9	66.7	9-11	81.8	28-33	84.8

FIELD GOAL SINGLE-GAME HIGHS: MADE—4 (11-21-21 at Las Vegas). ATTEMPTS—4 (two times; most recently 12-12-21 vs. San Francisco). MISSED—2 (10-10-21 vs. Green Bay). LONG—58 (12-19-21 at Denver).

EXTRA POINT SINGLE-GAME HIGHS: MADE—5 (three times; most recently 12-26-21 vs. Baltimore). ATTEMPTS—5 (three times; most recently 12-26-21 vs. Baltimore). MISSED—1 (two times; most recently 12-5-21 vs. L.A. Chargers).

POSTSEASON

			SCORING									
YEAR	TEAM	G-S	FG	FGA	FG%	LG	BFG	XP	XPA	XP%	BXP	PTS
2021	Cincinnati	4-0	14	14	100.0	54	0	6	6	100.0	0	48
CAREER		4-0	14	14	100.0	54	0	6	6	100.0	0	48

		FIELD GOALS											
YEAR	TEAM	1-19	PCT	20-29	PCT	30-39	PCT	40-49	PCT	50+	PCT	TOT	FG%
2021	Cincinnati	0-0	—	2-2	100.0	7-7	100.0	2-2	100.0	3-3	100.0	14-14	100.0
CAREER		0-0	—	2-2	100.0	7-7	100.0	2-2	100.0	3-3	100.0	14-14	100.0

2021 REGULAR-SEASON GAME-BY-GAME

		SCORING					FIELD GOALS								
DATE	OPPONENT	FG-FGA	BFG	XP-XPA	BXP	PTS	1-19	20-29	30-39	40-49	50+	LG	TOT	FG%	
9-12	MINNESOTA	2-2	0	3-3	0	9	0-0	0-0	1-1	0-0	1-1	53	2-2	100.0	
9-19	at Chicago	1-1	0	2-2	0	5	0-0	0-0	0-0	0-0	1-1	53	1-1	100.0	
9-26	at Pittsburgh	1-1	0	3-3	0	6	0-0	0-0	0-0	1-1	0-0	43	1-1	100.0	
9-30	JACKSONVILLE	1-2	0	3-3	0	6	0-0	0-0	1-1	0-1	0-0	35	1-2	50.0	
10-10	GREEN BAY	0-2	0	2-2	0	2	0-0	0-0	0-0	0-1	0-1	—	0-2	0.0	
10-17	at Detroit	2-2	0	4-4	0	10	0-0	0-0	1-1	1-1	0-0	40	2-2	100.0	
10-24	at Baltimore	2-2	0	5-5	0	11	0-0	0-0	1-1	0-0	1-1	52	2-2	100.0	
10-31	at N.Y. Jets	1-1	0	4-4	0	7	0-0	1-1	0-0	0-0	0-0	21	1-1	100.0	
11-7	CLEVELAND	1-1	0	1-1	0	4	0-0	1-1	0-0	0-0	0-0	27	1-1	100.0	
11-14	— BYE —														
11-21	at Las Vegas	4-4	0	2-3	0	14	0-0	0-0	0-0	1-1	3-3	54	4-4	100.0	
11-28	PITTSBURGH	2-2	0	5-5	0	11	0-0	0-0	1-1	0-0	1-1	51	2-2	100.0	
12-5	L.A. CHARGERS	1-1	0	1-2	0	4	0-0	0-0	0-0	1-1	0-0	48	1-1	100.0	
12-12	SAN FRANCISCO	3-4	0	2-2	0	11	0-0	1-1	1-1	1-2	0-0	41	3-4	75.0	
12-19	at Denver	3-3	0	0-0	0	9	0-0	1-1	0-0	0-0	2-2	58	3-3	100.0	
12-26	BALTIMORE	2-3	0	5-5	0	11	0-0	0-0	2-2	0-0	0-1	36	2-3	66.7	
1-2	KANSAS CITY	2-2	0	4-4	0	10	0-0	1-1	0-0	1-1	0-0	46	2-2	100.0	
1-9	at Cleveland	INACTIVE					INACTIVE								
TOTALS		28-33	0	46-48	0	130	0-0	5-5	8-8	6-9	9-11	58	28-33	84.8	



MIXON, JOE

HB #28**Height:** 6-1**Weight:** 220**College:** Oklahoma**Experience:** 6th-year player in 2022**2021 games-starts:** 16-16**Career games-starts:** 66-57**Born:** 7-24-96**Hometown:** Oakley, Calif.**Acquired:** D2'17

A Bengals second-round draft selection in 2017, Mixon had the best pro season of his career in 2021 and was among the most valuable players in Cincinnati's run to Super Bowl LVI ... During the regular season, posted career-highs in carries (292), rushing yards (1205), rushing TDs (13), total TDs (16) and receiving yards (314) ... Third in NFL in rushing attempts and yards, and fourth in rushing TDs ... Nine straight games with a TD (Games 4-12) tied for second-longest streak in team history, and four straight with multiple TDs (Games 8-11) was the longest such streak ... One of Cincinnati's top performers in the playoffs, he topped 100 yards from scrimmage in the Divisional Playoff at Tennessee (103) and AFC Championship at Kansas City (115), then in Super Bowl LVI averaged 4.8 yards per carry and threw a six-yard TD pass ... One of only six players to top 4000 career rushing yards as a Bengal, and stands as the fastest Bengal ever to the 4000 rushing yards/1000 receiving yards benchmark (60 games) ... Has three 1000-yard seasons (2018-19 and '21), with only outlier coming in '20, when right foot injury ended season after six games ... Joins Corey Dillon (six), Cedric Benson (three), James Brooks (three) and Rudi Johnson (three) as only Bengals with as many 1000-yard seasons ... Enters 2022 with 66 games played (57 starts), 13 100-yard rushing performances and 23 games of at least 100 scrimmage yards (plus two in postseason) ... Bengals enter 2022 at 12-7 all-time when he reaches 20 carries (including playoffs).

Career transactions: Selected by Cincinnati in second round of 2017 NFL Draft (48th overall) ... Signed with Bengals on 6-2-17 ... Signed contract extension with Bengals on 9-2-20.

Pro career: 2017—Played in 14 games (seven starts) as a rookie ... Inactive for Games 13-14 (concussion) ... Led team in rushing yards (626) carries (178), and rushing TDs (four) ... Added 30 catches for 287 yards (9.6) ... Opened rookie season as No. 3 HB, but continued production and season-ending injury to Jeremy Hill moved him into starting role by mid-season ... Had first career game of at least 100 yards from scrimmage (101) on Sept. 24 at Green Bay, with 62 yards rushing and 39 yards receiving ... Recorded first career rushing TD Oct. 8 at Buffalo, giving Bengals the lead in the fourth quarter ... Had a season-high 91 receiving yards on Oct. 29 vs. Indianapolis ... On Nov. 26 vs. Cleveland, recorded season highs in rushing yards (114) and carries (23), while adding one rushing TD. **2018**—Played in 14 games, with 13 starts ... Inactive Games 3-4 with a knee injury ... Rushed for AFC-best 1168 yards, making him the first Bengals player ever to lead the AFC in rushing in a season (RB Paul Robinson led the AFL in rushing in 1968) ... Had four 100-yard rushing games, and seven games of at least 100 yards from scrimmage ... Totaled 149 yards on Sept. 9 at Indianapolis (95 rushing, 54 receiving), and had a rushing TD ... Totaled 115 yards (93 rushing, 22 receiving) in return to action Oct. 7 vs. Miami, after missing previous two games with knee injury; receiving TD was first of his career, and helped spark Bengals' fourth-quarter comeback win ... Rushed 21 times for 123 yards and two TDs on Oct. 28 vs. Tampa Bay, good for his first career multi-TD performance ... Totaled season-high 155 yards (89 rushing, 66 receiving) on Nov. 25 vs. Cleveland ... Recorded season-highs in rushes (27) and rushing yards (129) on Dec. 16 vs. Oakland, and had two rushing TDs ... Rushed for 105 yards on 13 carries (season-high 8.1 average) in season finale at Pittsburgh. **2019**—Played in all 16 games (15 starts) ... Rushed for 1137 yards on 278 attempts (4.1), with five rushing TDs ... Caught 35 passes for 287 yards and three TDs ... Had four 100-yard rushing games, and six games with at least 100 yards from scrimmage ... Started season slow, but gained 817 of his 1137 rushing yards (72 percent) in blistering final eight games ... Topped 100 yards from scrimmage in his first career game in native Bay Area, on Nov. 17 at Oakland, totaling 15 carries for 86 yards (5.7) and a TD, and one catch for 17 yards ... Totaled 186 yards from scrimmage on Dec. 8 at Cleveland, the most by a Bengal since 2016; rushed for 146 yards on 23 carries (6.3), while scoring a TD, and added 40 yards on three receptions ... On Dec. 15 vs. New England,

rushed 25 times for 136 yards, including a 16 rushes for 83 yards in the first half alone ... Posted then-career high 162 rushing yards and two TDs in season finale vs. Cleveland. **2020**—Limited to just six games (all starts) by a right foot injury ... Rushed for 428 yards on 119 attempts (3.6), with three rushing TDs, along with 21 catches for 138 yards and one TD ... Rushed 25 times for season-high 151 yards and two TDs on Oct. 4 vs. Jacksonville, and added six catches for 30 yards and another TD; his three total TDs were a career-high ... Suffered injury in Game 6, Oct. 18 at Indianapolis; inactive for next three contests before being placed on Reserve/Injured on Nov. 21 ... Team left door open for possible return late in season, but ultimately ruled that out late in the year. **2021**—Played and started 16 regular season games and all four postseason games for Cincinnati, as Bengals won AFC Championship and advanced to Super Bowl LVI ... Missed regular-season finale while on Reserve/COVID-19 ... Posted career-high rushing totals in attempts (292), yards (1205) and TDs (13), as well as 42 catches for 314 yards (career high) and three TDs (tied career high) ... Third in the NFL in rushing attempts and yards, fourth in rushing TDs ... Three 100-yard rushing games during regular season, and six with 100 yards from scrimmage ... His 13 rushing TDs in the regular season were fourth-most in team history, and 16 total TDs were tied for second-most in team history ... Nine straight games with a TD (Games 4-12) tied for second-longest streak in team history, six straight (Games 7-12) with a rushing TD tied for the longest in team history, and four straight with multiple TDs (Games 8-11) was the longest such streak in team history ... Rushed for 127 yards and a TD on 29 carries in season-opener vs. Minnesota ... Posted back-to-back 100-yard games, on Nov. 21 at Las Vegas (123 yards, two TDs) and on Nov. 28 vs. Pittsburgh (career-high 165, two TDs) ... Had 135 total yards and two TDs (one rushing, one receiving) on Dec. 26 vs. Baltimore, and caught a career-long 52-yard pass ... Rushed 67 times for 262 yards and a TD in Cincinnati's four postseason games ... Posted 100-plus yards from scrimmage in Divisional Playoff at Tennessee (103) and AFC Championship at Kansas City (115) ... His 16-yard TD in Divisional Playoff win at Tennessee was Cincinnati's only TD of the game and gave the Bengals a 10-point lead in the third quarter ... Played in Super Bowl LVI vs. the L.A. Rams and rushed 15 times for 72 yards (4.8 average), while also throwing a six-yard TD pass to WR Tee Higgins on a trick play in the second quarter.

Pro Bowl participation: Selected to one game (2021) as a reserve RB for the AFC ... Did not play in 2021 season game, as Bengals advanced to Super Bowl LVI.

College: Played in 25 games over two seasons of action at Oklahoma (2015-16), rushing for 2027 yards on 300 carries (6.8), with 17 TDs, while sharing backfield with OU's all-time rushing leader, Semajie Perine ... Also caught 65 passes for 894 yards (13.8) and nine more TDs, along with a passing TD and kickoff return TD ... As a sophomore in 2016, named first-team All-Big 12 after rushing for team-high 1274 yards on 187 attempts (6.8), with 10 TDs, and caught 37 passes (second on team) for 538 yards (second on team) and five TDs ... Averaged 6.8 yards per carry, the fourth-best single-season mark in Sooners history ... Became first player in school history, and only FBS player in 2016, to register TDs via pass, rush, reception and kickoff return in a single season ... Set OU single-season record in 2016 for all-purpose yards (2331) and all-purpose yards per game (194.3).

High school/personal: Hometown is Oakley, Calif. (Bay area) ... Attended Freedom High School in Oakley, where he rushed for 1704 yards and 23 TDs as a high school senior ... Played in 2014 U.S. Army High School All-American Game ... Also played basketball and ran track in high school ... Hobbies include shopping, playing video games and working with children ... He's the youngest of six children ... Hosts an annual football camp in his hometown of Oakley ... Has hosted summer football camps for children in Cincinnati ... African-American studies major at Oklahoma.

JOE MIXON'S STATISTICS

			RUSHING					RECEIVING					SCORING					
YEAR	TEAM	G-S	ATT	YDS	AVG	LG	TD	NO	YDS	AVG	LG	TD	TD	TD-R	TD-P	TD-Rt	2-PtC	PTS
2017	Cincinnati	14-7	178	626	3.5	25	4	30	287	9.6	67	0	4	4	0	0	0	24
2018	Cincinnati	14-13	237	1168	4.9	51	8	43	296	6.9	21	1	9	8	1	0	0	54
2019	Cincinnati	16-15	278	1137	4.1	41	5	35	287	8.2	33	3	8	5	3	0	0	48
2020	Cincinnati	6-6	119	428	3.6	34t	3	21	138	6.6	19	1	4	3	1	0	0	24
2021	Cincinnati	16-16	292	1205	4.1	32	13	42	314	7.5	52	3	16	13	3	0	0	96
CAREER		66-57	1104	4564	4.1	51	33	171	1322	7.7	67	8	41	33	8	0	0	246

RUSHING SINGLE-GAME HIGHS: ATTEMPTS—30 (two times, most recently 11-21-21 at Las Vegas). YARDS—165 (11-28-21 vs. Pittsburgh). LONG—51 (12-30-18 at Pittsburgh). TOUCHDOWNS—2 (six times; most recently on 11-28-21 vs. Pittsburgh).

RECEIVING SINGLE-GAME HIGHS: RECEPTIONS—7 (two times; most recently 1-2-22 vs. Kansas City). YARDS—91 (10-29-17 vs. Indianapolis). LONG—67 (10-29-17 vs. Indianapolis). TOUCHDOWNS—1 (eight times; most recently on 12-26-21 vs. Baltimore).

POSTSEASON

			RUSHING					RECEIVING					SCORING					
YEAR	TEAM	G-S	ATT	YDS	AVG	LG	TD	NO	YDS	AVG	LG	TD	TD	TD-R	TD-P	TD-Rt	2-PtC	PTS
2021	Cincinnati	4-4	67	262	3.9	23	1	18	107	5.9	21	0	1	1	0	0	0	6
CAREER		4-4	67	262	3.9	23	1	18	107	5.9	21	0	1	1	0	0	0	6

YEAR	TEAM	PASSING											
		ATT	CMP	CMP%	YDS	YDS/ATT	TD	TD%	INT	INT%	LG	SKD-YDS	RAT
2021	Cincinnati	1	1	100.0	6	6.00	1	100.0	0	0.0	6t	0-0	131.3
CAREER		1	1	100.0	6	6.00	1	100.0	0	0.0	6t	0-0	131.3

CAREER GAME-BY-GAME

		RUSHING					RECEIVING				
DATE	OPPONENT	ATT	YDS	AVG	LG	TD	NO	YDS	AVG	LG	TD
2017 / CINCINNATI											
9-10	BALTIMORE	8	9	1.1	8	0	3	15	5.0	9	0
9-14	HOUSTON	9	36	4.0	7	0	1	5	5.0	5	0
9-24	at Green Bay	18	62	3.4	20	0	3	39	13.0	21	0
10-1	at Cleveland	17	29	1.7	10	0	4	19	4.8	10	0
10-8	BUFFALO	15	51	3.4	12	1	0	0	—	—	0
10-15	— BYE —										
10-22	at Pittsburgh	7	48	6.9	25	0	3	20	6.7	8	0
10-29	INDIANAPOLIS	11	18	1.6	7	0	3	91	30.3	67	0
11-5	at Jacksonville	13	31	2.4	7t	1	3	15	5.0	10	0
11-12	at Tennessee	9	37	4.1	13	1	1	3	3.0	3	0
11-19	at Denver	20	49	2.5	8	0	2	0	0.0	1	0
11-26	CLEVELAND	23	114	5.0	19	1	3	51	17.0	36	0
12-4	PITTSBURGH	7	34	4.9	10	0	1	8	8.0	8	0
12-10	CHICAGO			INACTIVE					INACTIVE		
12-17	at Minnesota			INACTIVE					INACTIVE		
12-24	DETROIT	3	12	4.0	9	0	2	20	10.0	10	0
12-31	at Baltimore	18	96	5.3	17	0	1	1	1.0	1	0
2018 / CINCINNATI											
9-9	at Indianapolis	17	95	5.6	27	1	5	54	10.8	21	0
9-13	BALTIMORE	21	84	4.0	21	0	1	3	3.0	3	0
9-23	at Carolina			INACTIVE					INACTIVE		
9-30	at Atlanta			INACTIVE					INACTIVE		
10-7	MIAMI	22	93	4.2	31	0	3	22	7.3	18t	1
10-14	PITTSBURGH	11	64	5.8	17	1	4	20	5.0	8	0
10-21	at Kansas City	13	50	3.8	20	0	3	1	0.3	3	0
10-28	TAMPA BAY	21	123	5.9	43	2	3	15	5.0	9	0
11-4	— BYE —										
11-11	NEW ORLEANS	11	61	5.5	14	0	2	24	12.0	17	0
11-18	at Baltimore	12	14	1.2	4	1	3	38	12.7	21	0
11-25	CLEVELAND	14	89	6.4	32	0	7	66	9.4	16	0
12-2	DENVER	12	82	6.8	23	0	2	13	6.5	9	0
12-9	at L.A. Chargers	26	111	4.3	19	1	5	27	5.4	11	0
12-16	OAKLAND	27	129	4.8	47	2	2	1	0.5	1	0
12-23	at Cleveland	17	68	4.0	20	0	2	10	5.0	11	0
12-30	at Pittsburgh	13	105	8.1	51	0	1	2	2.0	2	0

		RUSHING					RECEIVING				
DATE	OPPONENT	ATT	YDS	AVG	LG	TD	NO	YDS	AVG	LG	TD
2019 / CINCINNATI											
9-8	at Seattle	6	10	1.7	6	0	2	7	3.5	10	0
9-15	SAN FRANCISCO	11	17	1.5	9	0	3	10	3.3	7	0
9-22	at Buffalo	15	60	4.0	14	0	2	34	17.0	33	1
9-30	at Pittsburgh	15	62	4.1	15	0	4	1	0.3	3	0
10-6	ARIZONA	19	93	4.9	18	0	1	16	16.0	16	0
10-13	at Baltimore	8	10	1.3	3	0	2	29	14.5	23	0
10-20	JACKSONVILLE	10	2	0.2	4	0	1	2	2.0	2t	1
10-27	L.A. Rams (London)	17	66	3.9	13	0	4	11	2.8	4	1
11-3	— BYE —										
11-10	BALTIMORE	30	114	3.8	15	0	2	37	18.5	23	0
11-17	at Oakland	15	86	5.7	30	1	1	17	17.0	17	0
11-24	PITTSBURGH	18	79	4.4	14	0	0	0	—	—	0
12-1	N.Y. JETS	19	44	2.3	9	1	4	26	6.5	9	0
12-8	at Cleveland	23	146	6.3	26	1	3	40	13.3	24	0
12-15	NEW ENGLAND	25	136	5.4	29	0	3	20	6.7	11	0
12-22	at Miami	21	50	2.4	9	0	2	23	11.5	17	0
12-29	CLEVELAND	26	162	6.2	41	2	1	14	14.0	14	0
2020 / CINCINNATI											
9-13	L.A. CHARGERS	19	69	3.6	14	0	1	2	2.0	2	0
9-17	at Cleveland	16	46	2.9	9	0	4	40	10.0	18	0
9-27	at Philadelphia	17	49	2.9	11t	0	2	16	8.0	14	0
10-4	JACKSONVILLE	25	151	6.0	34t	2	6	30	5.0	14	1
10-11	at Baltimore	24	59	2.5	7	0	6	35	5.8	19	0
10-18	at Indianapolis	18	54	3.0	9	1	2	15	7.5	8	0
10-25	CLEVELAND			INACTIVE					INACTIVE		
11-1	TENNESSEE			INACTIVE					INACTIVE		
11-8	— BYE —										
11-15	at Pittsburgh			INACTIVE					INACTIVE		
11-22	at Washington			RESERVE / INJURED					RESERVE / INJURED		
11-29	N.Y. GIANTS			RESERVE / INJURED					RESERVE / INJURED		
12-6	at Miami			RESERVE / INJURED					RESERVE / INJURED		
12-13	DALLAS			RESERVE / INJURED					RESERVE / INJURED		
12-21	PITTSBURGH			RESERVE / INJURED					RESERVE / INJURED		
12-27	at Houston			RESERVE / INJURED					RESERVE / INJURED		
1-3	BALTIMORE			RESERVE / INJURED					RESERVE / INJURED		
2021 / CINCINNATI											
9-12	MINNESOTA	29	127	4.4	19	1	4	23	5.8	12	0
9-19	at Chicago	20	69	3.5	10	0	1	2	2.0	2	0
9-26	at Pittsburgh	18	90	5.0	27	0	1	4	4.0	4	0
9-30	JACKSONVILLE	16	67	4.2	11	1	1	0	0.0	0	0
10-10	GREEN BAY	10	33	3.3	10	1	1	2	2.0	2	0
10-17	at Detroit	18	94	5.2	18	0	5	59	11.8	40t	1
10-24	at Baltimore	12	59	4.9	21t	1	0	0	—	—	0
10-31	at N.Y. Jets	14	33	2.4	8	1	4	58	14.5	46	1
11-7	CLEVELAND	13	64	4.9	21	2	5	46	9.2	12	0
11-14	— BYE —										
11-21	at Las Vegas	30	123	4.1	20t	2	0	0	—	—	0
11-28	PITTSBURGH	28	165	5.9	32	2	4	-2	-0.5	5	0
12-5	L.A. CHARGERS	19	54	2.8	10	1	0	0	—	—	0
12-12	SAN FRANCISCO	18	58	3.2	17	0	2	10	5.0	5	0
12-19	at Denver	17	58	3.4	12	0	1	2	2.0	2	0
12-26	BALTIMORE	18	65	3.6	19	1	6	70	11.7	52	1
1-2	KANSAS CITY	12	46	3.8	13	0	7	40	5.7	15	0
1-9	at Cleveland			RESERVE / COVID-19					RESERVE / COVID-19		
Postseason											
1-15	LAS VEGAS	17	48	2.8	10	0	4	28	7.0	21	0
1-22	at Tennessee	14	54	3.9	16t	1	6	51	8.5	21	0
1-30	at Kansas City	21	88	4.2	23	0	3	27	9.0	18	0
2-13	L.A. RAMS	15	72	4.8	14	0	5	1	0.2	4	0



MORGAN, STANLEY

WR #17**Height:** 6-0**Weight:** 205**College:** Nebraska**Experience:** 4th-year player in 2022**2021 games-starts:** 17-1**Career games-starts:** 34-1**Born:** 9-7-96**Hometown:** New Orleans, La.**Acquired:** CFA'19

A 2019 Bengals college free agent signee, Morgan has developed into one of Cincinnati's top special teams contributors ... Led team in both snaps (312 of 473) and tackles (11) on special teams during 2021 regular season ... Reserve WR known for his blocking, he played 12 percent of offensive snaps (135 of 1098) during 2021 regular season ... Missed first three Bengals postseason games in 2021 with a hamstring injury, but returned to field for Super Bowl LVI ... Spent time on both Cincinnati's active roster and practice squad in both 2019 and '20, before earning a roster spot for full 2021 season ... Enters 2022 having played 599 combined special teams snaps in 34 career games, and has 19 tackles ... Left Nebraska with school records in career receptions (189) and receiving yards (2747), single-season receiving yards (1004 in '18) and 100-yard receiving games (five in '17), and consecutive games with a reception (38).

Career transactions: Signed with Cincinnati as college free agent on 5-10-19 ... Waived by Bengals on 8-31-19 ... Signed to Bengals practice squad on 9-1-19 ... Signed to Bengals roster on 10-2-19 ... Waived by Bengals on 9-5-20 ... Signed to Bengals practice squad on 9-6-20 ... Signed to Bengals roster on 12-12-20 ... Bengals contract expired on 3-16-22; received no qualifying offer and became free agent ... Re-signed with Bengals as free agent on 3-28-22.

Pro career: 2019—Played in 11 games for the Bengals ... Totaled three catches for 18 yards on the season, and had five tackles on special teams ... Spent Games 1-4 on practice squad, before being called up to active roster on Oct. 2 to take place of injured WR John Ross III ... Played in Games 5-15, seeing light action on offense (143 snaps) and regular action on special teams (177 snaps) ... Inactive for season finale vs. Cleveland due to concussion ... Made NFL debut on Oct. 6 vs. Arizona, and made his first career catch (a six yarder from QB Andy Dalton). **2020**—Played in six games (no starts) ... Saw 18 snaps on offense (no statistics), and 110 snaps on special teams (three ST tackles) ... Spent majority of season on Bengals' practice squad, before signing to the active

roster for the final four games ... Practice squad protected player for 12 of Cincinnati's first 13 games, with only outlier coming when he was on Reserve/COVID-19 list (was on list Nov. 20-Dec. 2) ... Posted two special teams tackles on Dec. 6 at Miami. **2021**—Played in 17 regular-season games (one start) and one postseason game for Cincinnati, as Bengals won AFC Championship and advanced to Super Bowl LVI ... Led team in both snaps (312 of 473) and tackles (11) on special teams during regular season ... Reserve WR played 12 percent of offensive snaps (135 of 1098) during regular season and had two catches for 11 yards ... Made first career start in regular-season finale at Cleveland, as Bengals rested usual starters for playoffs, and had one catch for eight yards along with a special teams tackle ... Missed Bengals' first three playoff games due to hamstring injury, but returned to lineup for Super Bowl ... Played 10 special teams snaps in Super Bowl LVI vs. L.A. Rams (no statistics).

College: Spent four seasons (2015-18) at Nebraska ... Played in 49 career games, and missed just one contest due to injury ... Re-wrote receiving record books, leaving with school records in career receptions (189) and receiving yards (2747), single-season receiving yards (1004 in '18) and 100-yard receiving games (five in '17), and consecutive games with a reception (38) ... Also tied for second in career receiving TDs (22) ... His 1004 receiving yards in 2018 made him the first-ever Nebraska player to top 1000 receiving yards.

High school/personal: Hometown is New Orleans, La. ... Attended St. Augustine High School in New Orleans, where as a senior he totaled 46 catches for 891 yards and eight TDs, despite missing two games with a shoulder injury ... Also lettered in basketball, and was a member of the National Honor Society ... Known for his work in the community at Nebraska, he volunteered with the Nebraska Football Road Race, Husker Heroes, Red Cross, the Lincoln Marathon and local hospital and school outreach events ... Child, youth and family studies major at Nebraska.

STANLEY MORGAN'S STATISTICS

YEAR	TEAM	G-S	RECEIVING					RUSHING					SCORING					
			NO	YDS	AVG	LG	TD	ATT	YDS	AVG	LG	TD	TD	TD-R	TD-P	TD-Rt	2-PtC	PTS
2019	Cincinnati	11-0	3	18	6.0	9	0	0	0	—	—	0	—	—	—	—	—	—
2020	Cincinnati	6-0	0	0	—	—	0	0	0	—	—	0	—	—	—	—	—	—
2021	Cincinnati	17-1	2	11	5.5	8	0	1	3	3.0	3	0	—	—	—	—	—	—
CAREER		34-1	5	29	5.8	9	0	1	3	3.0	3	0	—	—	—	—	—	—

YEAR	TEAM	SPECIAL TEAMS								KICKOFF RETURNS						PUNT RETURNS					
		ST	AT	TT	FF	FR-YDS	BP	BFG	BXP	NO	YDS	AVG	FC	LG	TD	NO	YDS	AVG	FC	LG	TD
2019	Cincinnati	4	1	5	0	0-0	0	0	0	0	0	—	0	—	0	—	—	—	—	—	—
2020	Cincinnati	1	2	3	0	0-0	0	0	0	0	0	—	0	—	0	—	—	—	—	—	—
2021	Cincinnati	8	3	11	0	0-0	0	0	0	2	22	11.0	0	18	0	—	—	—	—	—	—
CAREER		13	6	19	0	0-0	0	0	0	2	22	11.0	0	18	0	—	—	—	—	—	—

RECEIVING SINGLE-GAME HIGHS: RECEPTIONS—1 (five times; most recently on 1-9-22 at Cleveland). YARDS—9 (11-10-19 vs. Baltimore). TOUCHDOWNS—(none).

KICKOFF RETURN SINGLE-GAME HIGHS: RETURNS—2 (12-12-21 vs. San Francisco). YARDS—22 (12-12-21 vs. San Francisco). LONG—18 (12-12-21 vs. San Francisco). TOUCHDOWNS—(none).

POSTSEASON

YEAR	TEAM	G-S	RECEIVING					RUSHING					SCORING					
			NO	YDS	AVG	LG	TD	ATT	YDS	AVG	LG	TD	TD	TD-R	TD-P	TD-Rt	2-PtC	PTS
2021	Cincinnati	1-0	0	0	—	—	0	—	—	—	—	—	—	—	—	—	—	—
CAREER		1-0	0	0	—	—	0	—	—	—	—	—	—	—	—	—	—	—

2021 REGULAR-SEASON GAME-BY-GAME

DATE	OPPONENT	RECEIVING					RUSHING				
		NO	YDS	AVG	LG	TD	ATT	YDS	AVG	LG	TD
9-12	MINNESOTA	0	0	—	—	0	0	0	—	—	0
9-19	at Chicago	0	0	—	—	0	0	0	—	—	0
9-26	at Pittsburgh	0	0	—	—	0	0	0	—	—	0
9-30	JACKSONVILLE	0	0	—	—	0	0	0	—	—	0
10-10	GREEN BAY	0	0	—	—	0	0	0	—	—	0
10-17	at Detroit	0	0	—	—	0	0	0	—	—	0
10-24	at Baltimore	0	0	—	—	0	0	0	—	—	0
10-31	at N.Y. Jets	0	0	—	—	0	0	0	—	—	0
11-7	CLEVELAND	0	0	—	—	0	0	0	—	—	0
11-14	— BYE —										
11-21	at Las Vegas	1	3	3.0	3	0	0	0	—	—	0
11-28	PITTSBURGH	0	0	—	—	0	0	0	—	—	0
12-5	L.A. CHARGERS	0	0	—	—	0	0	0	—	—	0
12-12	SAN FRANCISCO	0	0	—	—	0	0	0	—	—	0
12-19	at Denver	0	0	—	—	0	0	0	—	—	0
12-26	BALTIMORE	0	0	—	—	0	0	0	—	—	0
1-2	KANSAS CITY	0	0	—	—	0	0	0	—	—	0
1-9	at Cleveland	1	8	8.0	8	0	1	3	3.0	3	0
TOTALS		2	11	5.5	8	0	1	3	3.0	3	0

DATE	OPPONENT	SPECIAL TEAMS								KICKOFF RETURNS						PUNT RETURNS					
		ST	AT	TT	FF	FR-YDS	BP	BFG	BXP	NO	YDS	AVG	FC	LG	TD	NO	YDS	AVG	FC	LG	TD
9-12	MINNESOTA	0	0	0	0	0-0	0	0	0	0	0	—	0	—	0	—	—	—	—	—	—
9-19	at Chicago	1	0	1	0	0-0	0	0	0	0	0	—	0	—	0	—	—	—	—	—	—
9-26	at Pittsburgh	0	0	0	0	0-0	0	0	0	0	0	—	0	—	0	—	—	—	—	—	—
9-30	JACKSONVILLE	0	0	0	0	0-0	0	0	0	0	0	—	0	—	0	—	—	—	—	—	—
10-10	GREEN BAY	1	0	1	0	0-0	0	0	0	0	0	—	0	—	0	—	—	—	—	—	—
10-17	at Detroit	1	0	1	0	0-0	0	0	0	0	0	—	0	—	0	—	—	—	—	—	—
10-24	at Baltimore	0	0	0	0	0-0	0	0	0	0	0	—	0	—	0	—	—	—	—	—	—
10-31	at N.Y. Jets	0	0	0	0	0-0	0	0	0	0	0	—	0	—	0	—	—	—	—	—	—
11-7	CLEVELAND	1	0	1	0	0-0	0	0	0	0	0	—	0	—	0	—	—	—	—	—	—
11-14	— BYE —																				
11-21	at Las Vegas	0	0	0	0	0-0	0	0	0	0	0	—	0	—	0	—	—	—	—	—	—
11-28	PITTSBURGH	1	0	1	0	0-0	0	0	0	0	0	—	0	—	0	—	—	—	—	—	—
12-5	L.A. CHARGERS	0	2	2	0	0-0	0	0	0	0	0	—	0	—	0	—	—	—	—	—	—
12-12	SAN FRANCISCO	0	0	0	0	0-0	0	0	0	2	22	11.0	0	18	0	—	—	—	—	—	—
12-19	at Denver	0	0	0	0	0-0	0	0	0	0	0	—	0	—	0	—	—	—	—	—	—
12-26	BALTIMORE	1	0	1	0	0-0	0	0	0	0	0	—	0	—	0	—	—	—	—	—	—
1-2	KANSAS CITY	1	1	2	0	0-0	0	0	0	0	0	—	0	—	0	—	—	—	—	—	—
1-9	at Cleveland	1	0	1	0	0-0	0	0	0	0	0	—	0	—	0	—	—	—	—	—	—
TOTALS		8	3	11	0	0-0	0	0	0	2	22	11.0	0	18	0	—	—	—	—	—	—



MOSS, THADDEUS

TE #81

Height: 6-3
Weight: 240
College: Louisiana State
Experience: 2nd-year player in 2022

2021 games-starts: 0-0
Career games-starts: 0-0
Born: 5-14-98
Hometown: Charlotte, N.C.
Acquired: W(Wash.)'21

An April 2021 waiver acquisition from Washington, Moss earned a spot on Cincinnati's practice squad in 2021 but did not see game action ... Head/neck and hamstring injuries landed him on Cincinnati's Practice Squad/Injured list for combined nine games in 2021, including all four postseason contests ... A college teammate and close friend of QB Joe Burrow, the two helped LSU to a national championship in 2019 as Moss set single-season school records for receptions (47) and receiving yards (570) by a TE ... Originally a college free agent signee of Washington in 2020, but spent entire regular season and postseason as a rookie on Reserve/Injured (right foot) ... Lived in Greater Cincinnati for six years during his childhood, and attended Boone County High School in Northern Kentucky as a freshman ... Son of Pro Football Hall of Fame WR Randy Moss.

Career transactions: Signed with Washington as college free agent on 5-1-20 ... Waived (injured) by Washington on 8-22-00 (later cleared waivers and reverted to Reserve/Injured) ... Waived by Washington on 4-9-21 ... Acquired on waivers by Cincinnati on 4-12-21 ... Waived by Bengals on 8-31-21 ... Signed to Bengals practice squad on 9-1-21 ... Signed to Bengals roster on 2-15-22.

Pro career: 2020—Spent rookie season with Washington, but did not play ... Spent entire season and postseason on Reserve/Injured (right foot). **2021**—Spent entire regular season and postseason with AFC Champion Bengals, but did not play ... Opened regular season on Cincinnati's practice squad, then moved to Practice Squad/Injured (head/neck) for Games 4-7 ... Returned to practice squad and was a standard elevation to the roster on Nov. 28 vs. Pittsburgh, and head coach Zac Taylor said later that he was part of

offensive game plan, but he suffered hamstring injury in warmups and did not play ... Placed Jan. 6 on Practice Squad/Injured list (hamstring), where he spent Game 17 and all four postseason games.

College: Spent three seasons (2017-19) at Louisiana State, after beginning his career at North Carolina State ('16) ... Saw only one season of action at LSU, but posted 47 catches for 570 yards and four TDs while helping team to perfect 15-0 season and a national championship ... His receptions and receiving yards totals were both single-season school records for a TE ... Sat out 2017 due to NCAA transfer rules, and then missed '18 due to a broken left foot ... In lone season (2016) at North Carolina State, he started three games and posted six catches for 49 yards and a TD.

High school/personal: Hometown is Charlotte, N.C. ... Attended Mallard Creek High School in Charlotte, where he helped team to North Carolina 4AA state football championship as senior ... Also played basketball ... Son of former NFL WR and Pro Football Hall of Famer Randy Moss ... Spent six years of his childhood living in Northern Kentucky (just outside Cincinnati), and attended Boone County High School for his freshman year ... His sister, Sydney Moss, was Kentucky's Miss Basketball in 2012 at Boone County, and went on to play three seasons at Thomas More University in Northern Kentucky, where she was a three-time first-team All-American, National Player of the year and led her team to two Division III National Championships ... First name is pronounced "THA-dee-us."

NOTE ABOUT NFL EXPERIENCE: Moss did not earn an accrued year of experience toward NFL free agency in 2021.

THADDEUS MOSS' STATISTICS

YEAR	TEAM	G-S	RECEIVING					RUSHING					SCORING					
			NO	YDS	AVG	LG	TD	ATT	YDS	AVG	LG	TD	TD	TD-R	TD-P	TD-Rt	2-PtC	PTS
2020	Washington	0-0	DID NOT PLAY*					DID NOT PLAY*					DID NOT PLAY*					
2021	Cincinnati	0-0	DID NOT PLAY*					DID NOT PLAY*					DID NOT PLAY*					
WASH. TOTALS		0-0	0	0	—	—	0	—	—	—	—	—	—	—	—	—	—	—
CIN. TOTALS		0-0	0	0	—	—	0	—	—	—	—	—	—	—	—	—	—	—
CAREER		0-0	0	0	—	—	0	—	—	—	—	—	—	—	—	—	—	—

POSTSEASON

YEAR	TEAM	G-S	RECEIVING					RUSHING					SCORING					
			NO	YDS	AVG	LG	TD	ATT	YDS	AVG	LG	TD	TD	TD-R	TD-P	TD-Rt	2-PtC	PTS
2020	Washington	0-0	DID NOT PLAY*					DID NOT PLAY*					DID NOT PLAY*					
2021	Cincinnati	0-0	DID NOT PLAY*					DID NOT PLAY*					DID NOT PLAY*					
WASH. TOTALS		0-0	0	0	—	—	0	—	—	—	—	—	—	—	—	—	—	—
CIN. TOTALS		0-0	0	0	—	—	0	—	—	—	—	—	—	—	—	—	—	—
CAREER		0-0	0	0	—	—	0	—	—	—	—	—	—	—	—	—	—	—

* NOTE: Moss was on the Reserve/Injured list for 16 regular-season games and one postseason game with Washington in 2020. In 2021 with Cincinnati, he was on the practice squad for 11 regular-season games, the practice squad/injured list for five regular-season games and four postseason games, and he was active/DNP for one regular-season game.



NOEL, DESMOND

G #60

Height: 6-4

Weight: 310

College: Florida Atlantic

Experience: Rookie in 2022

2021 games-starts: 0-0

Career games-starts: 0-0

Born: 2-12-98

Hometown: Cincinnati, Ohio

Acquired: CFA'22

A Cincinnati native, Noel signed with the Bengals in May as a college free agent ... Attended Colerain High School in Cincinnati, about 12 miles north of Paul Brown Stadium ... Spent the final three seasons of his college career (2019-21) at Florida Atlantic University ... Originally enrolled at Ohio University, before playing two seasons at Fort Scott (Kan.) Community College and then transferring to FAU ... Played in 32 career games at FAU, establishing himself as a mainstay on the offensive line ... Lined up primarily at LG. ... One of three Cincinnati natives on the Bengals' roster, along with DE Sam Hubbard and P Kevin Huber.

Career transactions: Signed with Cincinnati as college free agent on 5-13-22.

College highlights: Spent three seasons (2019-21) at Florida Atlantic ... Played in 32 games with 30 starts at OL ... Transferred to FAU from Fort Scott Community College in Fort Scott, Kan. ... Played the 2017-18 seasons

at Fort Scott, appearing in 10 contests in '18 ... Redshirted his freshman season at Ohio University in 2016. **2021**—Started all 12 games on the offensive line ... Blocked for a running game that recorded 243 yards vs. Marshall. **2020**—Started all nine games at LG ... Helped FAU average 180.1 rushing yards per game (fourth in Conference USA). **2019**—Played in 11 games after joining team two weeks into the season ... Made nine starts (eight at LG, one at RG) ... Helped FAU lead C-USA in total offense (448.6 yards per game) and scoring (36.4) ... Named C-USA honorable mention. **2018**—Appeared in 10 games at OL for Fort Scott.

High school: Attended Colerain High School in Cincinnati ... Played OL and DL for the Cardinals, earning first-team All-Greater Miami Conference honors as a junior.

Personal: Hometown is Cincinnati ... Majored in public safety at FAU ... Last name is pronounced "no-ELL."



OSSAI, JOSEPH

DE #58

Height: 6-4
Weight: 263
College: Texas
Experience: 2nd-year player in 2022

2021 games-starts: 0-0
Career games-starts: 0-0
Born: 4-12-00
Hometown: Ketu Ijanikin, Lagos (Nigeria)
Acquired: D3'21

A 2021 third-round pick, Ossai impressed in preseason debut and even sacked Tom Brady, but he suffered left knee injury later in game and did not play again all season ... Spent regular season and postseason on Reserve/Injured ... Considered a long and athletic pass-rusher, and is known for relentless effort ... Spent three seasons (2018-20) at Texas; chose to forgo final season of eligibility to enter '21 NFL draft ... Played 36 career games for Texas and had 30.5 TFLs, 11 sacks, two INTs, five FFs, a FR and a blocked PAT ... Born just four months prior to opening of Paul Brown Stadium, and at 21 years old was Bengals' youngest player in 2021 (includes roster, practice squad and reserve lists) ... Born in Nigeria (Ketu Ijanikin, Lagos); his family moved to the United States when he was 10 ... First saw game of football at age 10, after arriving in U.S.

Career transactions: Selected by Cincinnati in third round of 2021 NFL Draft (69th overall) ... Signed with Bengals on 6-2-21.

Pro career: 2021—Did not play as a rookie, after suffering left knee injury in preseason opener ... Placed Aug. 31 on Reserve/Injured, where he spent entire regular season and postseason, including the Bengals' run to

Super Bowl LVI ... In opening drive of preseason opener at Tampa Bay, beat OT Tristan Wirfs on a third down to sack Tom Brady; later left game in second half with a wrist injury ... Also suffered a left knee injury against the Bucs and did not play again in preseason ... Knee injury was officially what landed him on Reserve/Injured.

College: Spent three seasons (2018-20) at Texas, and chose to forgo his final year of eligibility to enter the NFL Draft ... Played in 36 games, and totaled 165 tackles, 30.5 tackles for losses, 11 sacks, two INTs, five PDs, five FFs, a FR and a blocked PAT ... As a junior in 2020, his 16 tackles for losses led the Big 12 and ranked No. 3 nationally.

High school/personal: Hometown is Ketu Ijanikin, Lagos, Nigeria ... Moved to the United States at age 10, and was raised in Conroe, Texas (outside Houston) ... Attended Oak Ridge High School in Conroe, Texas (outside Houston) ... As a senior, posted 58 tackles, eight sacks and three FFs ... Attended Conroe High School as a freshman, and played safety ... Also played basketball and track and field ... Last name is pronounced "o-SIGH."

JOSEPH OSSAI'S STATISTICS

			DEFENSE							INTERCEPTIONS					SCORING				
YEAR	TEAM	G-S	ST	AT	TT	SKS-YDS	PD	FF	FR-YDS	NO	YDS	AVG	LG	TD	TD	TD-IntRt	TD-FRRt	S	PTS
2021	Cincinnati	0-0	DID NOT PLAY*							DID NOT PLAY*					DID NOT PLAY*				
CAREER		0-0	0	0	0	0-0	0	0	0-0	—	—	—	—	—	—	—	—	—	—

POSTSEASON

			DEFENSE							INTERCEPTIONS					SCORING				
YEAR	TEAM	G-S	ST	AT	TT	SKS-YDS	PD	FF	FR-YDS	NO	YDS	AVG	LG	TD	TD	TD-IntRt	TD-FRRt	S	PTS
2021	Cincinnati	0-0	DID NOT PLAY*							DID NOT PLAY*					DID NOT PLAY*				
CAREER		0-0	0	0	0	0-0	0	0	0-0	—	—	—	—	—	—	—	—	—	—

* NOTE: Ossai was on the Reserve/Injured list for 17 regular-season games and four postseason games with Cincinnati in 2021.



PERINE, SAMAJE

HB #34**Height:** 5-11**Weight:** 235**College:** Oklahoma**Experience:** 6th-year player in 2022**2021 games-starts:** 16-0**Career games-starts:** 60-9**Born:** 9-16-95**Hometown:** Pflugerville, Texas**Acquired:** W(Mia.)'20

An experienced and versatile RB, Perine served as the Bengals' third-down back in their 2021 run to Super Bowl LVI ... Played in 16 regular-season games in 2021, and in those saw action on 26.9 percent (276 of 1026) of Bengals' offensive snaps ... Totaled 55 rushes for 246 yards and a TD during the regular season, along with 27 catches for 196 yards and another TD ... His 43-yard receiving TD in the second quarter of the AFC Championship at Kansas City trimmed the Chiefs' 18-point lead to 11 and helped pave way for Bengals' second-half comeback ... Among Cincinnati's most valuable special teams contributors, he ranked second on the team in snaps (272) and tied for second in tackles (six) on special teams during the regular season ... In 2020, he expanded his role on offense after HB Joe Mixon's season-ending injury in Game 6 ... Played collegiately at University of Oklahoma, where he shared backfield with Mixon and left as the program's all-time leading rusher (4122 yards) despite turning pro after three seasons ... Set NCAA's single-game rushing record as freshman in 2014 (427 yards vs. Kansas).

Career transactions: Selected by Washington in fourth round of 2017 NFL Draft (114th overall) ... Signed with Washington on 5-11-17 ... Waived by Washington on 8-31-19 ... Acquired by Cincinnati on waivers from Washington on 9-1-19 ... Waived by Bengals on 10-17-19 ... Signed to Bengals practice squad on 10-18-19 ... Signed off Bengals practice squad by Miami on 12-24-19 ... Waived by Dolphins on 4-27-20 ... Acquired by Cincinnati on waivers from Dolphins on 4-28-20 ... Contract expired on 3-17-21; became unrestricted free agent ... Re-signed with Bengals as unrestricted free agent on 3-24-21.

Pro career: 2017—Played in all 16 games for Washington as a rookie, earning eight starts ... Led Washington in rushing attempts (175) and rushing yards (603) ... Scored one rushing TD, and also recorded 22 receptions for 182 yards and a receiving TD ... Also was a special teams contributor, and returned two kickoffs for 48 yards ... Made his NFL debut on Sept. 10 vs. Philadelphia, and played on special teams (no statistics) ... Made his first career start on Sept. 24 vs. Oakland, and rushed 19 times for 49 yards, and caught a six-yard pass ... Scored first career TD (receiving) on Oct. 15 against San Francisco ... Rushed 23 times for career-high 117 yards and a TD on Nov. 19 at New Orleans ... On Nov. 23 vs. the N.Y. Giants, gained 100 yards on 24 rushes. 2018—Played in five games (Games 5-6, 8-9 and 16) for Washington ... Totaled eight rushes for 32 yards, and caught three passes for five yards ... On Nov. 4 vs. Atlanta, he totaled 20 yards on two carries, and caught two passes for eight yards. 2019—Played in Games 1-6 for the Bengals, and made four special teams tackles ... Made Bengals debut in Game 1 at Seattle, and had one special teams tackle ... Waived on Oct. 17 and signed Oct. 18 to Cincinnati's practice squad, where he spent Games 7-15 ... Signed off of Bengals' practice squad by

the Miami Dolphins on Dec. 24 ... Played on offense and special teams in Dolphins' season finale at New England and had five carries for 16 yards. 2020—Played in all 16 games for the Bengals, with one start (Game 16 as second HB) ... Saw action on 19.2 percent of offensive snaps, with increased action in final 10 games after starting HB Joe Mixon was lost for the season due to injury ... Totaled 63 rushes for 301 yards and three TDs, along with 11 catches for 66 yards ... Also contributed on special teams, playing 285 snaps and recording three ST tackles ... Recorded first rushing TD (one yard) as a Bengal on Nov. 1 vs. Tennessee ... Posted career-high 136 yards from scrimmage (95 rushing, 41 receiving) on Dec. 27 vs. Houston, and rushed for go-ahead scores of three and 46 yards (career long). 2021—Played in 16 regular-season games and all four playoff games for Cincinnati, as Bengals won AFC Championship and advanced to Super Bowl LVI ... Missed Game 6 at Detroit while on Reserve/COVID-19 ... Served mainly as a third-down back, and saw action on 26.9 percent (276 of 1026) of Bengals' offensive snaps in the 16 games in which he played ... Totaled 55 rushes for 246 yards and a TD during the regular season, along with 27 catches for 196 yards and another TD ... Also a key special teams contributor, he ranked second on the team in snaps (272) and tied for second in tackles (six) on special teams during regular season ... Scored a four-yard receiving TD on Oct. 10 vs. Green Bay ... His 46-yard rushing TD with seven minutes remaining in the fourth quarter on Oct. 24 at Baltimore stretched Cincinnati's lead to 24 and helped seal a win ... Saw action on 22.1 percent (58 of 262) of offensive snaps during Cincinnati's four-game playoff run ... In AFC Championship win at Kansas City, caught a pass in the second quarter and weaved 43 yards through traffic to the end zone, trimming the Chiefs 18-point lead to just 11 at halftime ... Saw 13 snaps on offense and 21 on special teams in Super Bowl LVI vs. L.A. Rams, and had two rushes for zero yards.

College: Spent three seasons (2014-16) at Oklahoma ... Played in 36 games, with 30 starts, and shared the Sooners backfield his final two seasons with Bengals HB Joe Mixon ... Finished college career as OU's all-time leading rusher (4122 yards), despite turning pro after just three seasons ... Also set the NCAA's single-game rushing record as a freshman in 2014, when he rushed for 427 yards vs. Kansas ... Finished career ranked fifth in school history in rushing TDs (49), fifth in carries (685) and sixth in all-purpose yards (4443) ... Team captain as a junior in 2016.

High school/personal: Hometown is Pflugerville, Texas ... Attended Hendrickson High School in Pflugerville, where he rushed for 1492 yards and 12 TDs as a senior ... As a junior, rushed for 1992 yards and 16 TDs ... Human relations major at Oklahoma ... First name is pronounced "suh-MAH-jay" and last name is pronounced "PEE-rhine."

SAMAJE PERINE'S STATISTICS

YEAR	TEAM	G-S	RUSHING					RECEIVING					SCORING					
			ATT	YDS	AVG	LG	TD	NO	YDS	AVG	LG	TD	TD	TD-R	TD-P	TD-Rt	2-PtC	PTS
2017	Washington	16-8	175	603	3.4	30	1	22	182	8.3	25	1	2	1	1	0	0	12
2018	Washington	5-0	8	32	4.0	11	0	3	5	1.7	8	0	0	0	0	0	0	0
2019	Cincinnati	6-0	0	0	—	—	0	0	0	—	—	0	0	0	0	0	0	0
	Miami	1-0	5	16	3.2	9	0	0	0	—	—	0	0	0	0	0	0	0
2020	Cincinnati	16-1	63	301	4.8	46t	3	11	66	6.0	15	0	3	3	0	0	0	18
2021	Cincinnati	16-0	55	246	4.5	46t	1	27	196	7.3	23	1	2	1	1	0	0	12
WASH. TOTALS		21-8	183	635	3.5	30	1	25	187	7.5	25	1	2	1	1	0	0	12
CIN. TOTALS		38-1	118	547	4.6	46t	4	38	262	6.9	23	1	5	4	1	0	0	30
MIA. TOTALS		1-0	5	16	3.2	9	0	0	0	—	—	0	0	0	0	0	0	0
CAREER		60-9	306	1198	3.9	46t	5	63	449	7.1	25	2	7	5	2	0	0	42

YEAR	TEAM	SPECIAL TEAMS								KICKOFF RETURNS						PUNT RETURNS					
		ST	AT	TT	FF	FR-YDS	BP	BFG	BXP	NO	YDS	AVG	FC	LG	TD	NO	YDS	AVG	FC	LG	TD
2017	Washington	0	0	0	0	0-0	0	0	0	2	48	24.0	0	28	0	—	—	—	—	—	—
2019	Cincinnati	3	1	4	0	0-0	0	0	0	0	0	—	0	—	0	—	—	—	—	—	—
2020	Cincinnati	2	1	3	0	0-0	0	0	0	1	13	13.0	0	13	0	—	—	—	—	—	—
2021	Cincinnati	6	0	6	0	0-0	0	0	0	0	0	—	0	—	0	—	—	—	—	—	—
WASH. TOTALS		0	0	0	0	0-0	0	0	0	2	48	24.0	0	28	0	—	—	—	—	—	—
CIN. TOTALS		11	2	13	0	0-0	0	0	0	1	13	13.0	0	13	0	—	—	—	—	—	—
CAREER		11	2	13	0	0-0	0	0	0	3	61	20.3	0	28	0	—	—	—	—	—	—

RUSHING SINGLE-GAME HIGHS: ATTEMPTS—24 (for Washington; 11-23-17 vs. N.Y. Giants). YARDS—117 (for Washington; 11-19-17 at New Orleans). LONG—46t (two times; most recently for Cincinnati on 10-24-21 at Baltimore). TOUCHDOWNS—2 (for Cincinnati; 12-27-20 at Houston).

RECEIVING SINGLE-GAME HIGHS: RECEPTIONS—4 (four times; most recently for Cincinnati on 12-12-21 vs. San Francisco). YARDS—41 (for Cincinnati; 12-27-20 at Houston). LONG—25 (for Washington; 11-12-17 vs. Minnesota). TOUCHDOWNS—1 (two times; most recently for Cincinnati on 10-10-21 vs. Green Bay).

KICKOFF RETURN SINGLE-GAME HIGHS: RETURNS—1 (three times; most recently for Cincinnati on 11-29-20 vs. N.Y. Giants). YARDS—28 (for Washington; 11-12-17 vs. Minnesota). LONG—28 (for Washington; 11-12-17 vs. Minnesota). TOUCHDOWNS—(none).

POSTSEASON

YEAR	TEAM	G-S	RUSHING					RECEIVING					SCORING					
			ATT	YDS	AVG	LG	TD	NO	YDS	AVG	LG	TD	TD	TD-R	TD-P	TD-Rt	2-PtC	PTS
2021	Cincinnati	4-0	3	2	0.7	2	0	4	47	11.8	41t	1	1	0	1	0	0	6
CAREER		4-0	3	2	0.7	2	0	4	47	11.8	41t	1	1	0	1	0	0	6

CAREER GAME-BY-GAME

		RUSHING					RECEIVING				
DATE	OPPONENT	ATT	YDS	AVG	LG	TD	NO	YDS	AVG	LG	TD
2017 / WASHINGTON											
9-10	PHILADELPHIA	0	0	—	—	0	0	0	—	—	0
9-17	at L.A. Rams	21	67	3.2	12	0	1	0	0.0	0	0
9-24	OAKLAND	19	49	2.6	9	0	1	6	6.0	6	0
10-2	at Kansas City	6	27	4.5	6	0	0	0	—	—	0
10-8	— BYE —										
10-15	SAN FRANCISCO	9	23	2.6	8	0	3	24	8.0	16	1
10-23	at Philadelphia	0	0	—	—	0	0	0	—	—	0
10-29	DALLAS	0	0	—	—	0	0	0	—	—	0
11-5	at Seattle	2	9	4.5	8	0	0	0	—	—	0
11-12	MINNESOTA	9	35	3.9	9	0	1	25	25.0	25	0
11-19	at New Orleans	23	117	5.1	30	1	1	9	9.0	9	0
11-23	N.Y. GIANTS	24	100	4.2	16	0	3	30	10.0	11	0
11-30	at Dallas	12	38	3.2	15	0	3	31	10.3	17	0
12-10	at L.A. Chargers	17	45	2.6	10	0	4	7	1.8	6	0
12-17	ARIZONA	14	37	2.6	6	0	2	29	14.5	23	0
12-24	DENVER	17	53	3.1	11	0	3	21	7.0	9	0
12-31	at N.Y. Giants	2	3	1.5	4	0	0	0	—	—	0
2018 / WASHINGTON											
9-9	at Arizona			INACTIVE					INACTIVE		
9-16	INDIANAPOLIS			INACTIVE					INACTIVE		
9-23	GREEN BAY			INACTIVE					INACTIVE		
9-30	— BYE —										
10-8	at New Orleans			INACTIVE					INACTIVE		
10-14	CAROLINA	1	3	3.0	3	0	1	-3	-3.0	-3	0
10-21	DALLAS	2	2	1.0	7	0	0	0	—	—	0
10-28	at N.Y. Giants			INACTIVE					INACTIVE		
11-4	ATLANTA	2	20	10.0	11	0	2	8	4.0	8	0
11-11	at Tampa Bay	0	0	—	—	0	0	0	—	—	0
11-18	HOUSTON			INACTIVE					INACTIVE		
11-22	at Dallas			INACTIVE					INACTIVE		
12-3	at Philadelphia			INACTIVE					INACTIVE		
12-9	N.Y. GIANTS			INACTIVE					INACTIVE		
12-16	at Jacksonville			INACTIVE					INACTIVE		
12-22	at Tennessee			INACTIVE					INACTIVE		
12-30	PHILADELPHIA	3	7	2.3	6	0	0	0	—	—	0
2019 / CINCINNATI and MIAMI											
Cincinnati											
9-8	at Seattle	0	0	—	—	0	0	0	—	—	0
9-15	SAN FRANCISCO	0	0	—	—	0	0	0	—	—	0
9-22	at Buffalo	0	0	—	—	0	0	0	—	—	0
9-30	at Pittsburgh	0	0	—	—	0	0	0	—	—	0
10-6	ARIZONA	0	0	—	—	0	0	0	—	—	0
10-13	at Baltimore	0	0	—	—	0	0	0	—	—	0
10-20	JACKSONVILLE			PRACTICE SQUAD					PRACTICE SQUAD		
10-27	L.A. Rams (London)			PRACTICE SQUAD					PRACTICE SQUAD		
11-3	— BYE —										
11-10	BALTIMORE			PRACTICE SQUAD					PRACTICE SQUAD		
11-17	at Oakland			PRACTICE SQUAD					PRACTICE SQUAD		
11-24	PITTSBURGH			PRACTICE SQUAD					PRACTICE SQUAD		
12-1	N.Y. JETS			PRACTICE SQUAD					PRACTICE SQUAD		
12-8	at Cleveland			PRACTICE SQUAD					PRACTICE SQUAD		
12-15	NEW ENGLAND			PRACTICE SQUAD					PRACTICE SQUAD		
12-22	at Miami			PRACTICE SQUAD					PRACTICE SQUAD		
Miami											
12-29	at New England	5	16	3.2	9	0	0	0	—	—	0

		RUSHING					RECEIVING				
DATE	OPPONENT	ATT	YDS	AVG	LG	TD	NO	YDS	AVG	LG	TD
2020 / CINCINNATI											
9-13	L.A. CHARGERS	0	0	—	—	0	0	0	—	—	0
9-17	at Cleveland	0	0	—	—	0	0	0	—	—	0
9-27	at Philadelphia	0	0	—	—	0	0	0	—	—	0
10-4	JACKSONVILLE	0	0	—	—	0	0	0	—	—	0
10-11	at Baltimore	0	0	—	—	0	0	0	—	—	0
10-18	at Indianapolis	1	0	0.0	0	0	0	0	—	—	0
10-25	CLEVELAND	1	3	3.0	3	0	1	3	3.0	3	0
11-1	TENNESSEE	10	32	3.2	16	1	1	2	2.0	2	0
11-8	— BYE —										
11-15	at Pittsburgh	7	48	6.9	15	0	1	7	7.0	7	0
11-22	at Washington	5	19	3.8	8	0	1	2	2.0	2	0
11-29	N.Y. GIANTS	0	0	—	—	0	1	2	2.0	2	0
12-6	at Miami	3	7	2.3	5	0	0	0	—	—	0
12-13	DALLAS	10	32	3.2	11	0	2	9	4.5	5	0
12-21	PITTSBURGH	4	14	3.5	8	0	0	0	—	—	0
12-27	at Houston	13	95	7.3	46t	2	4	41	10.3	15	0
1-3	BALTIMORE	9	51	5.7	15	0	0	0	—	—	0
2021 / CINCINNATI											
9-12	MINNESOTA	5	22	4.4	13	0	1	7	7.0	7	0
9-19	at Chicago	0	0	—	—	0	0	0	—	—	0
9-26	at Pittsburgh	1	-1	-1.0	-1	0	1	8	8.0	8	0
9-30	JACKSONVILLE	3	7	2.3	4	0	1	15	15.0	15	0
10-10	GREEN BAY	11	59	5.4	11	0	4	24	6.0	10	1
10-17	at Detroit			RESERVE / COVID-19					RESERVE / COVID-19		
10-24	at Baltimore	11	52	4.7	46t	1	1	23	23.0	23	0
10-31	at N.Y. Jets	0	0	—	—	0	2	16	8.0	13	0
11-7	CLEVELAND	5	20	4.0	9	0	2	17	8.5	9	0
11-14	— BYE —										
11-21	at Las Vegas	2	3	1.5	2	0	3	18	6.0	9	0
11-28	PITTSBURGH	3	3	1.0	4	0	1	12	12.0	12	0
12-5	L.A. CHARGERS	5	36	7.2	17	0	2	5	2.5	5	0
12-12	SAN FRANCISCO	4	11	2.8	6	0	4	22	5.5	11	0
12-19	at Denver	4	30	7.5	22	0	2	13	6.5	9	0
12-26	BALTIMORE	0	0	—	—	0	2	6	3.0	3	0
1-2	KANSAS CITY	1	4	4.0	4	0	1	10	10.0	10	0
1-9	at Cleveland	0	0	—	—	0	0	0	—	—	0
Postseason											
1-15	LAS VEGAS	1	2	2.0	2	0	0	0	—	—	0
1-22	at Tennessee	0	0	—	—	0	1	4	4.0	4	0
1-30	at Kansas City	0	0	—	—	0	3	43	14.3	41t	1
2-13	L.A. RAMS	2	0	0.0	0	0	0	0	—	—	0



PRATT, GERMAINE

LB #57**Height:** 6-3**Weight:** 250**College:** North Carolina State**Experience:** 4th-year player in 2022**2021 games-starts:** 15-15**Career games-starts:** 47-39**Born:** 5-21-96**Hometown:** High Point, N.C.**Acquired:** D3'19

A 2019 third-round pick of the Bengals, Pratt in '21 broke out as a defensive playmaker and was a key part of Cincinnati's defense during run to Super Bowl LVI ... Responsible for what has now become one of the most popular plays in Bengals history — an INT of Raiders QB Derek Carr at the two-yard line with 17 seconds remaining in Wild Card Playoff to secure Cincinnati's first playoff win in 31 years ... Started 15 regular-season games and all four postseason games in Bengals' run to Super Bowl LVI ... Made one of the most important defensive plays of the regular season in overtime of Game 1 vs. Minnesota, when he forced and recovered a fumble by RB Dalvin Cook at the Bengals' 38-yard line, thwarting a possible game-winning FG drive for Minnesota and instead setting up a game-winning FG drive for Cincinnati ... Played S his first three college seasons at N.C. State and successfully continued his college switch to LB at the pro level ... Earned starting LB spot midway through rookie season, and has been regular starter since ... College roommates with Bengals DT B.J. Hill.

Career transactions: Selected by Cincinnati in third round of 2019 NFL Draft (72nd overall) ... Signed with Bengals on 6-27-19.

Pro career: 2019—Played in all 16 games (nine starts) as a rookie ... Began season as a reserve, before moving into starting role for the final eight games ... Ranked fifth on team with 72 tackles, despite seeing action on just 40 percent (436 of 1070) of possible defensive snaps ... Also a contributor on special teams, with four tackles ... Made NFL debut in season-opener at Seattle, and had one tackle ... Made his first career start on Oct. 13 at Baltimore, lining up as third LB, and totaled five tackles ... Hit double-digit tackles for first time on Dec. 15 vs. New England ... Notched 11 tackles on Dec. 22 at Miami. **2020**—Played in all 16 games (15 starts) ... Saw action on 64.8 percent of defensive snaps, and recorded 88 tackles (fourth on team) and two PDs ... Also a regular on special teams, seeing action on 221 ST snaps and recording one tackle ... Posted season-high 12 tackles in season opener vs. L.A. Chargers. **2021**—Played and started 15 regular-season games and all four postseason games for Cincinnati, as Bengals won AFC Championship and advanced to Super Bowl LVI ... Inactive Jan. 2 vs. Kansas City, after spending most of the week on Reserve/COVID-19, and then active/DNP in season finale at Cleveland while Cincinnati rested its starters for the playoffs ... One of two Bengals to record a stat in every defensive category, with 88 tackles (third on team), a half sack, an INT, two PDs, two FFs and two FRs ... Helped Cincinnati rank fifth leaguewide in

rushing defense (102.5 yards per game) during the regular season ... Posted eight tackles in season-opener vs. Minnesota, and with two minutes remaining in OT and the Vikings nearing range for a potential game-winning FG at the Bengals' 38-yard line, he forced and recovered a fumble by RB Dalvin Cook to set up a drive for Cincinnati's eventual game-winning FG ... On Oct. 31 at the N.Y. Jets, he intercepted QB Mike White at the Jets' 21-yard line in the first quarter to set up a Bengals TD drive ... Set up two Bengals TD drives on Dec. 5 vs. the L.A. Chargers when he forced a fumble by RB Austin Eckler, and then later in the game recovered another fumble by Eckler ... Served as the "green dot" communicator on defense for Games 13-15 while LB Logan Wilson was out injured ... Led team with career-high 15 tackles on Dec. 19 at Denver, good for the most by a Bengal in 2021 (regular season and playoffs) ... Played 82.9 percent (227 of 274) of defensive snaps during Cincinnati's postseason run to Super Bowl LVI, and ranked second on the team in tackles (29) ... Sealed Cincinnati's first playoff win in 31 years in Wild Card Playoff vs. Las Vegas, when he intercepted QB Derek Carr at the Bengals' two-yard line with 17 seconds remaining to secure a seven-point Bengals win ... Part of Bengals defensive effort that in two wins over Kansas City (regular-season matchup on Jan. 2, and AFC Championship on Jan. 30) held the Chiefs' high-powered offense in the second halves and one overtime (AFC Championship) to a combined 66 passing yards and six points ... Started and played 84 percent (58 of 69) defensive snaps in Super Bowl LVI vs. the L.A. Rams, had eight tackles, and helped hold the Rams to 1.9 yards per rushing attempt.

College: Spent five seasons (2014-18) at North Carolina State, with a redshirt year in '16 ... Played in 50 career games, with 12 starts ... Totaled 235 career tackles, including 17.5 for losses and six sacks, with three INTs, 10 PBUs, five FFs and three FRs ... Spent his first two seasons (2014-15) as a reserve S, before switching to LB for his final two seasons (2017-18) ... In 2018 (his first season as a full-time starting LB), he led team in tackles (104) despite missing two games and earned first-team All-ACC honors ... Team captain in 2018.

High school/personal: Hometown is High Point, N.C. ... Attended Central High School in High Point, where he played S and WR ... All-state selection at DB as a high school senior, and was named the Piedmont Triad 4A Conference's Defensive Player of the Year ... Graduated from N.C. State with degree in parks, recreation and tourism management.

GERMAINE PRATT'S STATISTICS

YEAR	TEAM	G-S	DEFENSE						INTERCEPTIONS						SCORING				
			ST	AT	TT	SKS-YDS	PD	FF	FR-YDS	NO	YDS	AVG	LG	TD	TD	TD-IntRt	TD-FRRt	S	PTS
2019	Cincinnati	16-9	47	25	72	0-0	0	0	0-0	0	0	—	—	0	—	—	—	—	—
2020	Cincinnati	16-15	54	34	88	0-0	2	0	0-0	0	0	—	—	0	—	—	—	—	—
2021	Cincinnati	15-15	55	33	88	0.5-4	2	2	2-0	1	4	4.0	4	0	—	—	—	—	—
CAREER		47-39	156	92	248	0.5-4	4	2	2-0	1	4	4.0	4	0	—	—	—	—	—
YEAR	TEAM		SPECIAL TEAMS						KICKOFF RETURNS						PUNT RETURNS				
			ST	AT	TT	FF	FR-YDS	BP	BFG	BXP	NO	YDS	AVG	FC	LG	TD	NO	YDS	AVG
2019	Cincinnati		3	1	4	0	0-0	0	0	0	0	0	—	0	—	0	—	—	—
2020	Cincinnati		1	0	1	0	0-0	0	0	0	0	0	—	0	—	0	—	—	—
2021	Cincinnati		2	1	3	0	0-0	0	0	0	1	2	2.0	0	2	0	—	—	—
CAREER			6	2	8	0	0-0	0	0	0	1	2	2.0	0	2	0	—	—	—

POSTSEASON

YEAR	TEAM	G-S	DEFENSE						INTERCEPTIONS						SCORING				
			ST	AT	TT	SKS-YDS	PD	FF	FR-YDS	NO	YDS	AVG	LG	TD	TD	TD-IntRt	TD-FRRt	S	PTS
2021	Cincinnati	4-4	20	9	29	0-0	1	0	0-0	1	2	2.0	2	0	—	—	—	—	—
CAREER		4-4	20	9	29	0-0	1	0	0-0	1	2	2.0	2	0	—	—	—	—	—

2021 REGULAR-SEASON GAME-BY-GAME

		DEFENSE									INTERCEPTIONS					
DATE	OPPONENT	ST	AT	TT	SKS-YDS	INT-YDS	PD	FF	FR-YDS		NO	YDS	AVG	LG	TD	
9-12	MINNESOTA	6	2	8	0-0	0-0	0	1	1-0		0	0	—	—	0	
9-19	at Chicago	1	0	1	0-0	0-0	0	0	0-0		0	0	—	—	0	
9-26	at Pittsburgh	2	4	6	0-0	0-0	0	0	0-0		0	0	—	—	0	
9-30	JACKSONVILLE	5	4	9	0-0	0-0	0	0	0-0		0	0	—	—	0	
10-10	GREEN BAY	4	1	5	0-0	0-0	0	0	0-0		0	0	—	—	0	
10-17	at Detroit	0	0	0	0-0	0-0	0	0	0-0		0	0	—	—	0	
10-24	at Baltimore	3	0	3	0-0	0-0	0	0	0-0		0	0	—	—	0	
10-31	at N.Y. Jets	5	1	6	0-0	1-4	1	0	0-0		1	4	4.0	4	0	
11-7	CLEVELAND	4	1	5	0-0	0-0	0	0	0-0		0	0	—	—	0	
11-14	— BYE —															
11-21	at Las Vegas	3	1	4	0-0	0-0	0	0	0-0		0	0	—	—	0	
11-28	PITTSBURGH	1	1	2	0-0	0-0	0	0	0-0		0	0	—	—	0	
12-5	L.A. CHARGERS	3	6	9	0-0	0-0	0	1	1-0		0	0	—	—	0	
12-12	SAN FRANCISCO	4	5	9	0-0	0-0	1	0	0-0		0	0	—	—	0	
12-19	at Denver	9	6	15	0.5-4	0-0	0	0	0-0		0	0	—	—	0	
12-26	BALTIMORE	5	1	6	0-0	0-0	0	0	0-0		0	0	—	—	0	
1-2	KANSAS CITY				INACTIVE						INACTIVE					
1-9	at Cleveland				DID NOT PLAY						DID NOT PLAY					
TOTALS		55	33	88	0.5-4	1-4	2	2	2-0		1	4	4.0	4	0	

		SPECIAL TEAMS								KICKOFF RETURNS						PUNT RETURNS							
DATE	OPPONENT	ST	AT	TT	FF	FR-YDS	BP	BFG	BXP	NO	YDS	AVG	FC	LG	TD	NO	YDS	AVG	FC	LG	TD		
9-12	MINNESOTA	0	0	0	0	0-0	0	0	0	0	0	—	0	—	0	—	—	—	—	—	—		
9-19	at Chicago	0	0	0	0	0-0	0	0	0	0	0	—	0	—	0	—	—	—	—	—	—		
9-26	at Pittsburgh	1	0	1	0	0-0	0	0	0	0	0	—	0	—	0	—	—	—	—	—	—		
9-30	JACKSONVILLE	0	0	0	0	0-0	0	0	0	0	0	—	0	—	0	—	—	—	—	—	—		
10-10	GREEN BAY	0	0	0	0	0-0	0	0	0	0	0	—	0	—	0	—	—	—	—	—	—		
10-17	at Detroit	0	0	0	0	0-0	0	0	0	1	2	2.0	0	2	0	—	—	—	—	—	—		
10-24	at Baltimore	0	0	0	0	0-0	0	0	0	0	0	—	0	—	0	—	—	—	—	—	—		
10-31	at N.Y. Jets	0	0	0	0	0-0	0	0	0	0	0	—	0	—	0	—	—	—	—	—	—		
11-7	CLEVELAND	1	0	1	0	0-0	0	0	0	0	0	—	0	—	0	—	—	—	—	—	—		
11-14	— BYE —																						
11-21	at Las Vegas	0	0	0	0	0-0	0	0	0	0	0	—	0	—	0	—	—	—	—	—	—		
11-28	PITTSBURGH	0	1	1	0	0-0	0	0	0	0	0	—	0	—	0	—	—	—	—	—	—		
12-5	L.A. CHARGERS	0	0	0	0	0-0	0	0	0	0	0	—	0	—	0	—	—	—	—	—	—		
12-12	SAN FRANCISCO	0	0	0	0	0-0	0	0	0	0	0	—	0	—	0	—	—	—	—	—	—		
12-19	at Denver	0	0	0	0	0-0	0	0	0	0	0	—	0	—	0	—	—	—	—	—	—		
12-26	BALTIMORE	0	0	0	0	0-0	0	0	0	0	0	—	0	—	0	—	—	—	—	—	—		
1-2	KANSAS CITY					INACTIVE						INACTIVE						INACTIVE					
1-9	at Cleveland					DID NOT PLAY						DID NOT PLAY						DID NOT PLAY					
TOTALS		2	1	3	0	0-0	0	0	0	1	2	2.0	0	2	0	—	—	—	—	—	—		



PRINCE, ISAIAH

OT #75

Height: 6-7
Weight: 300
College: Ohio State
Experience: 4th-year player in 2022

2021 games-starts: 15-4
Career games-starts: 19-6
Born: 7-29-97
Hometown: Greenbelt, Md.
Acquired: W(Mia.)'19

After opting out of 2020 season, Prince returned in '21 and was thrust into starting ROT role late in regular season and throughout Bengals' playoff run to Super Bowl LVI ... Started four games at ROT after regular-season injury to starter Riley Reiff, then played every snap (all at ROT) of Cincinnati's four postseason games, including Super Bowl LVI ... Joined Bengals on waivers from Miami in December 2019 ... Originally a sixth-round pick of the Dolphins in 2019, and played four games (two starts) for Miami as rookie before joining Cincinnati ... Part of 2015 Ohio State recruiting class with Joe Burrow; both lived on same dorm floor and became close friends.

Career transactions: Selected by Miami in sixth round of 2019 NFL Draft (202nd overall) ... Signed with Dolphins on 5-10-19 ... Waived by Dolphins on 12-5-19 ... Acquired by Cincinnati on waivers from Dolphins on 12-6-19.

Pro career: 2019—Played in four games (all with Miami), with two starts; Did not see game action with Cincinnati ... Inactive for nine contests with Miami (Games 1-3 and 7-12) ... Made first career start (RT) on Sept. 29 vs. the L.A. Chargers ... Started again the following game on Oct. 13 vs. Washington, as an extra OL ... Waived by Dolphins on Dec. 5, and acquired by Bengals on Dec. 6 ... Inactive for all four games while with Cincinnati. **2020**—Did not play ... Placed on Reserve/Opt-Out list on July 31. **2021**—Played in 15 games (four starts at ROT) and all four postseason games (all starts at ROT) for Cincinnati, as Bengals won the AFC Championship and advanced to Super Bowl LVI ... DNP (coaches' decision) in Game 2 at Chicago, and inactive for Game 14 at Denver (illness) ... Took over as Cincinnati's No. 1 ROT late in regular season following Riley Reiff's season-ending ankle injury in Game 13 vs. San Francisco ... Aided blocking effort for high-powered Bengals offense that helped QB Joe Burrow set team records for passer rating (108.3), passing yards (4611) and passing TDs (34), while also paving the way for HB Joe Mixon's 1205 rushing yards and 16 total TDs ... Helped Cincinnati rank tied for seventh in scoring offense (27.1 points per game) ... Made first start as a Bengal (ROT) on Dec. 5 vs. the L.A. Chargers, filling in for injured Reiff ... Started and played every

offensive snap of Cincinnati's four postseason games, including Super Bowl LVI vs. the L.A. Rams.

College: Played four seasons (2015-18) at Ohio State, and saw action in 54 career games (41 starts at RT) ... Served as OSU's starting RT for his final three seasons ... Started 41 consecutive games to finish his career ... Team captain as a senior, and earned first-team All-Big Ten honors for Buckeye team that won the Big Ten Championship and Rose Bowl.

High school/personal: Hometown is Greenbelt, Md. (outside Washington D.C.) ... Attended Eleanor Roosevelt High School in Greenbelt, where he earned first-team all-state honors as a senior and helped his team to an 11-1 record ... Sport industry major at Ohio State.

ISAIAH PRINCE'S STATISTICS

GAMES-STARTS

YEAR	TEAM	GAMES	STARTS
2019	Miami	4	2
	Cincinnati		*DID NOT PLAY
2020	Cincinnati		*DID NOT PLAY
2021	Cincinnati	15	4
MIA. TOTALS		4	2
CIN. TOTALS		15	4
CAREER		19	6

POSTSEASON

GAMES-STARTS

YEAR	TEAM	GAMES	STARTS
2021	Cincinnati	4	4
CAREER		4	4

* NOTE: Prince was inactive for four regular-season games with Cincinnati in 2019. In 2020, he was on the Reserve/Opt-Out list for 16 regular-season games with the Bengals.



PRYOR, KENDRIC

WR #19

Height: 5-11
Weight: 187
College: Wisconsin
Experience: Rookie in 2022

2021 games-starts: 0-0
Career games-starts: 0-0
Born: 1-6-98
Hometown: Hazel Crest, Ill.
Acquired: CFA'22

Joins a talented Bengals WR room after signing with Cincinnati as a college free agent in May ... Spent six years (2016-21) at Wisconsin, including a redshirt season in '16 ... Listed at WR, but was used regularly in the running game in college, finishing his career with 40 carries ... Played in 53 games with 37 starts at WR.

Career transactions: Signed with Cincinnati as college free agent on 5-13-22.

College highlights: Spent six years (2016-21) at Wisconsin, with a redshirt season in '16 ... Played in 53 career games, starting 37 ... Caught 99 passes for 1265 yards and seven TDs ... 1265 career receiving yards rank 24th in program history ... Also had 40 rushing attempts for 409 yards (10.2 average) and five TDs. **2021**—Started all 13 games at WR, recording 32 catches for 416 yards and three TDs ... Rushed for 41 yards on eight attempts ... Caught four passes for a career-high 72 yards and a TD on Nov. 6 at Rutgers. **2020**—Played in three games with two starts at WR ... Missed four contests due to an upper body injury ... Caught eight passes for 119 yards ... Rushed for nine yards on two

carries. **2019**—Appeared in all 14 games, starting 13 at WR ... Caught 23 passes for 278 yards, while recording 13 carries for 180 yards and two TDs ... Had a 66-yard rushing TD on Oct. 12 vs. Michigan State. **2018**—Played in all 13 games, with six starts at WR ... Had 23 receptions for 273 yards and one TD ... Rushed for 116 yards and a TD on 12 carries ... Returned one KO for 15 yards ... Recorded 65 all-purpose yards and a rushing TD on Oct. 13 at Michigan. **2017**—Played in 10 games, starting three at WR ... Caught 13 passes for 179 yards and one TD ... Rushed for 63 yards and two TDs on five attempts ... Had one receiving TD and added a rushing TD on Nov. 11 vs. Iowa.

High school: Attended Homewood-Flossmoor Community High School in Flossmoor, Ill. ... Named first-team all-state as a senior ... Caught 43 passes for 1152 yards and 12 TDs ... Recorded 33 catches for 704 yards and seven TDs his junior year ... First-team All-Southwest Suburban Conference selection as a junior and senior ... Also competed in basketball.

Personal: Hometown is Hazel Creek, Ill. ... Majored in life sciences communication and community & environmental sociology at Wisconsin.



RADLEY-HILES, BOOKIE

CB/S #38

Height: 5-9
Weight: 183
College: Washington
Experience: Rookie in 2022

2021 games-starts: 0-0
Career games-starts: 0-0
Born: 8-4-99
Hometown: Inglewood, Calif.
Acquired: CFA'22

A versatile defensive back that can line up at CB or S, Radley-Hiles joined the Bengals in May as a college free agent ... Spent the 2021 season at Washington, after three years (2018-20) as a standout DB at Oklahoma ... Played in 48 career games, totaling 161 tackles, with 14 TFLs ... Recorded at least 30 tackles and one INT in each of his final three college seasons.

Career transactions: Signed with Cincinnati as college free agent on 5-13-22.

College highlights: Played his final season (2021) at Washington after three years (2018-20) at Oklahoma ... Appeared in 48 career games, starting 41 ... Used as an NB, outside CB and S ... Recorded 161 tackles (108 solo), 14 TFLs, three sacks, one FF, two FRs, four INTs and 19 PDs. **2021—** Played in 11 games, starting nine at DB ... Had 46 tackles (34 solo), five TFLs, two sacks, one FR, one INT and five PDs ... Logged nine tackles, with two for losses, and recovered a fumble on Sept. 18 vs. Arkansas State. **2020—** Started

eight of 10 games, registering 30 tackles (20 solo), with four TFLs, one sack, one INT and six PDs ... First-team Academic All-Big 12. **2019—** Played in all 14 games, with 13 starts at NB ... Recorded 39 tackles (29 solo), four TFLs, one FF, one FR, two INTs and three PDs ... Led the team in INTs and ranked fifth in tackles ... Made a career-high 10 tackles (eight solo, one for a loss), and a FF on Nov. 30 at Oklahoma State. **2018—** Played in 13 games, starting 11 ... Totaled 39 tackles (21 solo), one TFL and five PDs.

High school: Attended IMG Academy in Bradenton, Fla. ... Recorded five INTs and two FFs as a senior ... Named a U.S. Army All-American ... Previously attended Calabasas High School in Calabasas, Calif., where he played WR and CB.

Personal: Hometown is Inglewood, Calif. ... graduated from Oklahoma with a degree in sociology ... Given name is Brendan Radley-Hiles ... First name is pronounced "BOO-kee."

**READER, D.J.****DT #98**

Height: 6-3
Weight: 335
College: Clemson
Experience: 7th-year player in 2022

2021 games-starts: 15-15
Career games-starts: 81-72
Born: 7-1-94
Hometown: Greensboro, N.C.
Acquired: UFA(Hou.)'20

A coveted free agent acquisition in 2020, Reader missed most of his first Bengals season due to injury but returned in '21 and proved to be one of Cincinnati's top defenders in the team's run to Super Bowl LVI ... Started 15 regular-season games and all four playoff games at NT in 2021 ... Key factor in Bengals' jump from 29th in run defense in 2020 (148.9 yards/game) to fifth in '21 (102.5) ... Entering 2022, the Bengals have allowed just three 100-yard rushers in the 24 combined games in which Reader has played ... Played his best in playoffs, helping limit Titans RB Derrick Henry to 3.1 yards per carry in Divisional Playoff, and then sacking Matthew Stafford and holding the Rams to just 1.9 yards per carry in Super Bowl LVI ... Left quad injury limited him to five games in 2020 ... Spent his first four NFL seasons (2016-19) with Houston, after joining the team as a fifth-round pick in '16 ... An impressive athlete for his size, he was a first baseman and pitcher for Clemson's nationally ranked baseball team in 2013.

Career transactions: Selected by Houston in fifth round of 2016 NFL Draft (166th overall) ... Signed with Texans on 5-6-16 ... Texans contract expired on 3-18-20; became unrestricted free agent ... Signed as unrestricted free agent with Cincinnati on 4-2-20.

Pro career: 2016—Played in all 16 games, and his seven starts were the fifth most by a rookie in franchise history and most since J.J. Watt in 2011 ... Totaled 22 tackles, one sack and a PD ... Helped Texans lead the NFL in total defense (301.3 yards/game) ... Made NFL debut on Sept. 11 vs. Chicago, and had one tackle ... Made first career start on Oct. 30 vs. Detroit, and logged his first career tackle for a loss ... On Nov. 13 at Jacksonville, started his second career game and logged his first career sack, bringing down Blake Bortles for an eight-yard loss in the fourth quarter ... Started both of Houston's postseason games, and had three tackles and a sack ... Sack came in Wild Card Playoff vs. Houston, when he took down Raiders QB Connor Cook. **2017**—Played and started 14 games for Houston ... Totaled 47 tackles and a sack ... His lone sack of the season came on Oct. 15 vs. Cleveland, when he took down Kevin Hogan. **2018**—Started all 16 games for Houston ... Totaled 33 tackles and two sacks ... Helped Houston rank third in the NFL in rushing defense (82.7 yards/game) and tied for fourth in points allowed (19.8) ... Notched career-high two sacks on Sept. 9 at New England, both were takedowns of Tom Brady ... Started Houston's only postseason game on Jan. 5 vs. Indianapolis and had six tackles. **2019**—Played and started 15 games for Houston, as well as both of the Texans' playoff games ... Recorded 52 tackles and 2.5 sacks ... On Sept. 22 at the L.A. Chargers, posted 1.5 sacks of Philip Rivers ... On Oct. 6 vs. Atlanta, recorded sack of Matt Ryan on third-and-two that forced Falcons punt and set up Texans TD drive ... Posted career-high seven tackles on Dec. 1 vs. New England ... Started both of Houston's postseason games, and totaled seven tackles. **2020**—Played and started five games in first season with Cincinnati, before

suffering season-ending left quad injury in Game 5 ... Totaled 19 tackles and two PDs ... Made Bengals debut on Sept. 13 vs. L.A. Chargers ... Posted season-high six tackles on Thursday Night Football, Sept. 17 at Cleveland ... Season-ending injury came in third quarter on Oct. 11 at Baltimore, and he was placed on Reserve/Injured the next day. **2021**—Played and started 15 regular-season games and all four postseason games at NT, as Bengals won AFC Championship and advanced to Super Bowl LVI ... Missed Game 15 vs. Baltimore while on Reserve/COVID-19, and Game 17 at Cleveland while Cincinnati rested its starters for the playoffs ... Totaled 43 tackles and two sacks during the regular season, and helped Cincinnati rank fifth leaguewide in rushing defense (102.5 yards per game) ... Sacked Andy Dalton for an eight-yard loss on Sept. 19 at Chicago ... His sack of Jimmy Garoppolo in the fourth quarter on Dec. 12 vs. San Francisco forced a punt two plays later and gave Cincinnati the ball back for what became a TD drive that completed a 14-point fourth-quarter comeback ... Head coach Zac Taylor said Reader "was superman out there" after dominant performance in Divisional Playoff win at Tennessee in which the Bengals' defense held Titans star RB Derrick Henry to just 3.1 yards on 20 carries, including multiple stops on key short-yardage plays; Reader had six tackles on the day, including three on Henry for either losses or no gain ... Part of Bengals defensive effort that in two wins over Kansas City (regular-season matchup on Jan. 2, and AFC Championship on Jan. 30) held the Chiefs' high-powered offense in the second halves and one overtime (AFC Championship) to a combined 66 passing yards and six points ... Started and played 45 of 69 snaps in Super Bowl LVI vs. L.A. Rams, and had a six-yard sack of Matthew Stafford on a third-and-seven in the third quarter, forcing a punt on the next play ... Also in the Super Bowl, was key cog in Bengals run defense that held the Rams to just 1.9 yards on 23 rushing attempts.

College: Spent four seasons (2012-15) at Clemson ... Spent his first three seasons as a backup, before finding position as a starter as a senior ... Finished career with 145 tackles, including nine for losses and five sacks ... Team co-captain in as a senior in 2015 ... As a freshman in Spring 2013, he played first base and pitcher on Clemson's nationally ranked baseball team that had 12 future MLB draft picks (played in seven games).

High school/personal: Hometown is Greensboro, N.C. ... Attended Grimsley High School in Greensboro, where as a senior he racked up 50 tackles and five sacks ... Four-year letterman in football, basketball (starting center) and baseball ... Right-handed pitcher (clocked in the 90s) and DH (batted .529 as junior) in baseball, and was all-region selection and team's MVP as both junior and senior ... His mother, Felicia, played softball at North Carolina A&T from 1985-88, and his father, Glenn Ford, played football at Tennessee from 1978-80 ... Graduated from Clemson in December 2015 with a degree in communication studies.

D.J. READER'S STATISTICS

YEAR	TEAM	G-S	DEFENSE							INTERCEPTIONS					SCORING				
			ST	AT	TT	SKS-YDS	PD	FF	FR-YDS	NO	YDS	AVG	LG	TD	TD	TD-IntRt	TD-FRRt	S	PTS
2016	Houston	16-7	7	15	22	1-8	1	0	0-0	—	—	—	—	—	—	—	—	—	—
2017	Houston	14-14	23	24	47	1-2	0	0	0-0	—	—	—	—	—	—	—	—	—	—
2018	Houston	16-16	23	10	33	2-10	0	0	0-0	—	—	—	—	—	—	—	—	—	—
2019	Houston	15-15	28	24	52	2.5-17	0	0	0-0	—	—	—	—	—	—	—	—	—	—
2020	Cincinnati	5-5	8	11	19	0-0	2	0	0-0	—	—	—	—	—	—	—	—	—	—
2021	Cincinnati	15-15	22	21	43	2-10	0	0	0-0	—	—	—	—	—	—	—	—	—	—
HOU. TOTALS			81	73	154	6.5-37	1	0	0-0	—	—	—	—	—	—	—	—	—	—
CIN. TOTALS			30	32	62	2-10	2	0	0-0	—	—	—	—	—	—	—	—	—	—
CAREER			111	105	216	8.5-47	3	0	0-0	—	—	—	—	—	—	—	—	—	—

POSTSEASON																			
			DEFENSE							INTERCEPTIONS					SCORING				
YEAR	TEAM	G-S	ST	AT	TT	SKS-YDS	PD	FF	FR-YDS	NO	YDS	AVG	LG	TD	TD	TD-IntRt	TD-FRRt	S	PTS
2016	Houston	2-2	2	1	3	1-6	0	0	0-0	—	—	—	—	—	—	—	—	—	—
2018	Houston	1-1	3	3	6	0-0	0	0	0-0	—	—	—	—	—	—	—	—	—	—
2019	Houston	2-2	4	3	7	0-0	0	0	0-0	—	—	—	—	—	—	—	—	—	—
2021	Cincinnati	4-4	7	5	12	1-6	0	0	0-0	—	—	—	—	—	—	—	—	—	—
HOU. TOTALS		5-5	9	7	16	1-6	0	0	0-0	—	—	—	—	—	—	—	—	—	—
CIN. TOTALS		4-4	7	5	12	1-6	0	0	0-0	—	—	—	—	—	—	—	—	—	—
CAREER		9-9	16	12	28	2-12	0	0	0-0	—	—	—	—	—	—	—	—	—	—

2021 REGULAR-SEASON GAME-BY-GAME																			
		DEFENSE									INTERCEPTIONS								
DATE	OPPONENT	ST	AT	TT	SKS-YDS	INT-YDS	PD	FF	FR-YDS		NO	YDS	AVG	LG	TD				
9-12	MINNESOTA	0	3	3	0-0	0-0	0	0	0-0		—	—	—	—	—				
9-19	at Chicago	1	2	3	1-8	0-0	0	0	0-0		—	—	—	—	—				
9-26	at Pittsburgh	1	1	2	0-0	0-0	0	0	0-0		—	—	—	—	—				
9-30	JACKSONVILLE	1	5	6	0-0	0-0	0	0	0-0		—	—	—	—	—				
10-10	GREEN BAY	2	3	5	0-0	0-0	0	0	0-0		—	—	—	—	—				
10-17	at Detroit	3	0	3	0-0	0-0	0	0	0-0		—	—	—	—	—				
10-24	at Baltimore	1	1	2	0-0	0-0	0	0	0-0		—	—	—	—	—				
10-31	at N.Y. Jets	3	0	3	0-0	0-0	0	0	0-0		—	—	—	—	—				
11-7	CLEVELAND	1	0	1	0-0	0-0	0	0	0-0		—	—	—	—	—				
11-14	— BYE —																		
11-21	at Las Vegas	0	3	3	0-0	0-0	0	0	0-0		—	—	—	—	—				
11-28	PITTSBURGH	2	1	3	0-0	0-0	0	0	0-0		—	—	—	—	—				
12-5	L.A. CHARGERS	0	0	0	0-0	0-0	0	0	0-0		—	—	—	—	—				
12-12	SAN FRANCISCO	3	0	3	1-2	0-0	0	0	0-0		—	—	—	—	—				
12-19	at Denver	4	1	5	0-0	0-0	0	0	0-0		—	—	—	—	—				
12-26	BALTIMORE				RESERVE / COVID-19						RESERVE / COVID-19								
1-2	KANSAS CITY	0	1	1	0-0	0-0	0	0	0-0		—	—	—	—	—				
1-9	at Cleveland				INACTIVE						INACTIVE								
TOTALS		22	21	43	2-10	0-0	0	0	0-0		—	—	—	—	—				



RIGG, JUSTIN

TE #87

Height: 6-6
Weight: 260
College: Kentucky
Experience: Rookie in 2022

2021 games-starts: 0-0
Career games-starts: 0-0
Born: 3-13-98
Hometown: Springboro, Ohio
Acquired: CFA'22

A native of Springboro, Ohio, approximately 40 miles north of Cincinnati, Rigg joined the Bengals in May as a college free agent ... A five-year letter winner at Kentucky (2017-21), he played in 63 games with 35 starts ... Caught 50 passes for 547 yards and six TDs, while contributing heavily to the running game as a blocking TE ... His grandfather and two brothers all played college football in the state of Ohio ... Owns two degrees, one in agricultural economics and one in communications.

Career transactions: Signed with Cincinnati as college free agent on 5-13-22.

Head coach Zac Taylor says: "He had a good career at Kentucky, so we're excited to get him in the fold and see what he can do. He played a high level of football. It seems like he's a smart kid, and we'll see how he gets acquainted with these other tight ends we have."

College highlights: Spent six seasons (2016-21) at Kentucky, including a redshirt year in '16 ... Used extra year of eligibility granted due to COVID-19 pandemic ... Played in 63 games, starting 35 at TE ... Caught 50 passes for 547 yards and six TDs. **2021**—Started all 13 games, recording 20

receptions for 189 yards and four TDs ... Ranked third on the team in receptions ... Had first career multi-TD game against New Mexico State, catching two passes for 24 yards and two TDs. **2020**—Played in nine games with eight starts ... Caught 12 passes for 145 yards and a TD ... Had three receptions for career-high 79 yards against South Carolina. **2019**—Played in 13 games, starting 12 ... Caught 11 passes for 128 yards and a TD ... Blocked for a rushing attack that led the SEC and ranked fourth in the nation with 278.8 yards per game. **2018**—Played in all 13 games with two starts ... Had four catches for 45 yards. **2017**—Played in all 13 games, recording three receptions for 40 yards. **2016**—Redshirted after suffering an injury in the third game of the season.

High school: Attended Springboro High School in Springboro, Ohio ... Caught 35 passes for 394 yards and one TD as a senior ... Named to Greater Western Ohio All-Conference team ... Also competed in basketball.

Personal: Hometown is Springboro, Ohio ... Earned a degree from Kentucky in agricultural economics in Fall of 2020, and another in communications in Fall of 2021 ... Grandfather played football at Ohio University, while two brothers played at Miami (Ohio) and Walsh University in North Canton, Ohio.



SAMPLE, CAM

DE #96

Height: 6-3
Weight: 272
College: Tulane
Experience: 2nd-year player in 2022

2021 games-starts: 14-0
Career games-starts: 14-0
Born: 9-20-99
Hometown: Snellville, Ga.
Acquired: D4a'21

A fourth-round pick of the Bengals in 2021, Sample was a rotational defensive lineman as a rookie during Cincinnati's run to Super Bowl LVI ... Saw 310 defensive snaps during regular season and posted 14 tackles and 1.5 sacks ... Played in three of Cincinnati's four playoff games (including Super Bowl LVI), and saw action on 67 defensive snaps ... A versatile, strong and high-energy player, he spent four seasons (2017-20) at Tulane and as a senior was rated as the most valuable defensive lineman in college football by Pro Football Focus ... Played mostly at DE in college, but also lined up inside at times ... Earned Defensive MVP honors at 2021 Senior Bowl.

Career transactions: Selected by Cincinnati in fourth round of 2021 NFL Draft (111th overall) ... Signed with Bengals on 5-17-21.

Pro career: 2021—Played in 14 regular-season games and three postseason games as a rookie for Cincinnati, as Bengals won AFC Championship and advanced to Super Bowl LVI ... Played 310 defensive snaps and totaled 14 tackles and 1.5 sacks ... Made NFL debut in season-opener vs. Minnesota (no statistics) ... Recorded first NFL sack on Sept. 26 at Pittsburgh, when he took down Ben Roethlisberger for a five-yard loss in the first quarter ... Split a sack with S Vonn Bell on Dec. 5 vs. the

L.A. Chargers, taking down Justin Herbert for a 12-yard loss in the third quarter and helping force a punt two plays later ... Suffered hamstring injury on Dec. 26 vs. Baltimore and missed the final two regular-season games ... Saw action on 67 defensive snaps in postseason for Cincinnati ... Played in Wild Card Playoff vs. Las Vegas (no statistics) and Divisional Playoff at Tennessee (one tackle), then missed the AFC Championship with a groin injury that he suffered late in the Divisional game ... Returned to action for Super Bowl LVI vs. L.A. Rams, and played 13 snaps on defense and five on special teams (no statistics).

College: Spent four seasons (2017-20) at Tulane ... Played in 46 career games (38 starts), and totaled 130 tackles and 11.5 sacks ... As a senior in 2020, totaled 52 tackles and a career-high six sacks, and was named by Pro Football Focus as college football's most valuable defensive lineman.

High school/personal: Hometown is Snellville, Ga. (outside Atlanta) ... Attended Shiloh High School in Snellville, Ga. (outside Atlanta) ... As a senior, posted 50 tackles, four sacks, two FFs and a FR ... Shiloh High School is also the alma mater of former Bengals DE David Pollack ... Finance major at Tulane.

CAM SAMPLE'S STATISTICS


			DEFENSE						INTERCEPTIONS						SCORING				
YEAR	TEAM	G-S	ST	AT	TT	SKS-YDS	PD	FF	FR-YDS	NO	YDS	AVG	LG	TD	TD	TD-IntRt	TD-FRRt	S	PTS
2021	Cincinnati	14-0	9	5	14	1.5-11	0	0	0-0	—	—	—	—	—	—	—	—	—	—
CAREER		14-0	9	5	14	1.5-11	0	0	0-0	—	—	—	—	—	—	—	—	—	—

POSTSEASON

			DEFENSE						INTERCEPTIONS						SCORING				
YEAR	TEAM	G-S	ST	AT	TT	SKS-YDS	PD	FF	FR-YDS	NO	YDS	AVG	LG	TD	TD	TD-IntRt	TD-FRRt	S	PTS
2021	Cincinnati	3-0	1	0	1	0-0	0	0	0-0	—	—	—	—	—	—	—	—	—	—
CAREER		3-0	1	0	1	0-0	0	0	0-0	—	—	—	—	—	—	—	—	—	—

2021 REGULAR-SEASON GAME-BY-GAME

		DEFENSE									INTERCEPTIONS					
DATE	OPPONENT	ST	AT	TT	SKS-YDS	INT-YDS	PD	FF	FR-YDS	NO	YDS	AVG	LG	TD		
9-12	MINNESOTA	0	0	0	0-0	0-0	0	0	0-0	—	—	—	—	—		
9-19	at Chicago	2	1	3	0-0	0-0	0	0	0-0	—	—	—	—	—		
9-26	at Pittsburgh	2	0	2	1-5	0-0	0	0	0-0	—	—	—	—	—		
9-30	JACKSONVILLE	0	0	0	0-0	0-0	0	0	0-0	—	—	—	—	—		
10-10	GREEN BAY	0	1	1	0-0	0-0	0	0	0-0	—	—	—	—	—		
10-17	at Detroit	0	0	0	0-0	0-0	0	0	0-0	—	—	—	—	—		
10-24	at Baltimore	2	0	2	0-0	0-0	0	0	0-0	—	—	—	—	—		
10-31	at N.Y. Jets	0	0	0	0-0	0-0	0	0	0-0	—	—	—	—	—		
11-7	CLEVELAND	INACTIVE									INACTIVE					
11-14	— BYE —															
11-21	at Las Vegas	0	0	0	0-0	0-0	0	0	0-0	—	—	—	—	—		
11-28	PITTSBURGH	1	0	1	0-0	0-0	0	0	0-0	—	—	—	—	—		
12-5	L.A. CHARGERS	0	2	2	0.5-6	0-0	0	0	0-0	—	—	—	—	—		
12-12	SAN FRANCISCO	2	1	3	0-0	0-0	0	0	0-0	—	—	—	—	—		
12-19	at Denver	0	0	0	0-0	0-0	0	0	0-0	—	—	—	—	—		
12-26	BALTIMORE	0	0	0	0-0	0-0	0	0	0-0	—	—	—	—	—		
1-2	KANSAS CITY	INACTIVE									INACTIVE					
1-9	at Cleveland	INACTIVE									INACTIVE					
TOTALS		9	5	14	1.5-11	0-0	0	0	0-0	—	—	—	—	—		



SAMPLE, DREW

TE #89

Height: 6-5
Weight: 255
College: Washington
Experience: 4th-year player in 2022

2021 games-starts: 17-8
Career games-starts: 42-23
Born: 4-16-96
Hometown: Bellevue, Wash.
Acquired: D2'19

A second-round draft pick of the Bengals in 2019, Sample has been credited by Cincinnati's coaches as one of the top blocking TEs in NFL ... Played in all 21 games (including postseason) for Bengals in 2021, and saw action on a combined 42.5 percent of offensive snaps (578 of 1360) ... Caught 11 passes for 81 yards during regular season, and contributed to blocking effort for HB Joe Mixon's career-high 1205 rushing yards and 13 TDs ... Also a contributor on special teams, he saw action on a combined 249 ST snaps in 2021 regular season and playoffs ... Enters 2022 having played in 37 consecutive games (including playoffs) for Bengals since right ankle injury ended his rookie season in 2019 after nine games ... Thrust into starting role in 2020 after TE C.J. Uzomah suffered season-ending injury in Game 2, and totaled 40 catches for 349 yards and TD.

Career transactions: Selected by Cincinnati in second round of 2019 NFL Draft (52nd overall) ... Signed with Bengals on 5-16-19.

Pro career: 2019—Played in nine games (two starts), and saw action on 105 offensive snaps ... Caught five passes for 30 yards ... Made NFL debut in season opener in his native Seattle, and saw limited action on offense and special teams (no statistics) ... Caught first NFL pass on Sept. 15 vs. San Francisco — a 21-yarder from Andy Dalton in the fourth quarter ... Suffered right ankle injury in Game 9, Nov. 10 vs. Baltimore, causing him to be inactive for Games 10-12 ... Bengals held out hope he could return late in season, but his rookie year ultimately ended when he was placed on Reserve/Injured on Dec. 7. **2020**—Played in all 16 games (13 starts) ... Started Games 4-16, filling in as Bengals' No. 1 TE after C.J. Uzomah suffered a season-ending injury in Game 2 ... Caught 40 passes for 349 yards and one TD ... Caught seven passes for 45 yards on Sept. 17 at Cleveland, including highlight-reel one-handed catch ...

Scored first career TD on eight-yard pass from QB Brandon Allen Dec. 27 at Houston. **2021**—Played in all 17 regular-season games (eight starts) and all four playoff games (two starts) for Cincinnati, as Bengals won AFC Championship and advanced to Super Bowl LVI ... Seven of his eight starts were as a second TE ... Saw action on 41.7 percent (458 of 1098) offensive snaps during regular season and caught 11 passes for 81 yards ... Also a contributor on special teams, and played 199 snaps and had one tackle ... Aided blocking effort for high-powered Bengals offense that helped QB Joe Burrow set team records for passer rating (108.3), passing yards (4611) and passing TDs (34), while also paving the way for HB Joe Mixon's 1205 rushing yards and 16 total TDs ... Aided blocking effort for three 100-yard rushing games by Mixon — 127 in Game 1 vs. Minnesota, 123 in Game 10 at Las Vegas, and a career-high 165 in Game 11 vs. Pittsburgh ... Played 45 percent of offensive snaps during Cincinnati's four-game playoff run, and caught one pass for four yards ... Played 19 snaps on offense and 13 on special teams in Super Bowl LVI vs. L.A. Rams (no statistics).

College: Spent five seasons (2014-18) at Washington, with a redshirt year in '14 ... Appeared in 51 career games, with 40 starts ... Caught 46 career passes for 487 yards and five TDs ... Key part of blocking effort that helped Washington RB Myles Gaskin top 1200 rushing yards and scored double-digit TDs in each of his four seasons.

High school/personal: Hometown is Bellevue, Wash. ... Attended Newport High School in Bellevue, Wash., where he totaled 21 career catches for 496 yards and 11 TDs ... Five of his eight catches at Newport went for TDs as a senior ... Also lettered in high school basketball as a junior and senior ... Graduated from Washington in June 2018 with degree in communications; also received a sales certificate from Washington's business school.

DREW SAMPLE'S STATISTICS

YEAR	TEAM	G-S	RECEIVING					RUSHING					SCORING					
			NO	YDS	AVG	LG	TD	ATT	YDS	AVG	LG	TD	TD	TD-R	TD-P	TD-Rt	2-PtC	PTS
2019	Cincinnati	9-2	5	30	6.0	21	0	—	—	—	—	—	0	0	0	0	0	0
2020	Cincinnati	16-13	40	349	8.7	23	1	—	—	—	—	—	1	0	1	0	0	6
2021	Cincinnati	17-8	11	81	7.4	19	0	—	—	—	—	—	0	0	0	0	0	0
CAREER		42-23	56	460	8.2	23	1	—	—	—	—	—	1	0	1	0	0	6

RECEIVING SINGLE-GAME HIGHS: RECEPTIONS—7 (two times; most recently on 12-6-20 at Miami). YARDS—52 (10-25-20 vs. Cleveland). LONG—23 (10-4-20 vs. Jacksonville). TOUCHDOWNS—1 (12-27-20 at Houston).

YEAR	TEAM	SPECIAL TEAMS								KICKOFF RETURNS						PUNT RETURNS					
		ST	AT	TT	FF	FR-YDS	BP	BFG	BXP	NO	YDS	AVG	FC	LG	TD	NO	YDS	AVG	FC	LG	TD
2021	Cincinnati	1	0	1	0	0-0	0	0	0	—	—	—	—	—	—	—	—	—	—	—	—
CAREER		1	0	1	0	0-0	0	0	0	—	—	—	—	—	—	—	—	—	—	—	—

POSTSEASON

YEAR	TEAM	G-S	RECEIVING					RUSHING					SCORING					
			NO	YDS	AVG	LG	TD	ATT	YDS	AVG	LG	TD	TD	TD-R	TD-P	TD-Rt	2-PtC	PTS
2021	Cincinnati	4-2	1	4	4.0	4	0	—	—	—	—	—	—	—	—	—	—	—
CAREER		4-2	1	4	4.0	4	0	—	—	—	—	—	—	—	—	—	—	—

CAREER GAME-BY-GAME											
		RECEIVING					RUSHING				
DATE	OPPONENT	NO	YDS	AVG	LG	TD	ATT	YDS	AVG	LG	TD
2019 / CINCINNATI											
9-8	at Seattle	0	0	—	—	0	—	—	—	—	—
9-15	SAN FRANCISCO	2	25	12.5	21	0	—	—	—	—	—
9-22	at Buffalo	0	0	—	—	0	—	—	—	—	—
9-30	at Pittsburgh	0	0	—	—	0	—	—	—	—	—
10-6	ARIZONA	0	0	—	—	0	—	—	—	—	—
10-13	at Baltimore	1	-1	-1.0	-1	0	—	—	—	—	—
10-20	JACKSONVILLE	1	3	3.0	3	0	—	—	—	—	—
10-27	L.A. Rams (London)	0	0	—	—	0	—	—	—	—	—
11-3	— BYE —										
11-10	BALTIMORE	1	3	3.0	3	0	—	—	—	—	—
11-17	at Oakland			INACTIVE				INACTIVE			
11-24	PITTSBURGH			INACTIVE				INACTIVE			
12-1	N.Y. JETS			INACTIVE				INACTIVE			
12-8	at Cleveland			RESERVE / INJURED				RESERVE / INJURED			
12-15	NEW ENGLAND			RESERVE / INJURED				RESERVE / INJURED			
12-22	at Miami			RESERVE / INJURED				RESERVE / INJURED			
12-29	CLEVELAND			RESERVE / INJURED				RESERVE / INJURED			
2020 / CINCINNATI											
9-13	L.A. CHARGERS	1	7	7.0	7	0	—	—	—	—	—
9-17	at Cleveland	7	45	6.4	10	0	—	—	—	—	—
9-27	at Philadelphia	1	1	1.0	1	0	—	—	—	—	—
10-4	JACKSONVILLE	3	47	15.7	23	0	—	—	—	—	—
10-11	at Baltimore	2	22	11.0	14	0	—	—	—	—	—
10-18	at Indianapolis	0	0	—	—	0	—	—	—	—	—
10-25	CLEVELAND	5	52	10.4	16	0	—	—	—	—	—
11-1	TENNESSEE	0	0	—	—	0	—	—	—	—	—
11-8	— BYE —										
11-15	at Pittsburgh	1	9	9.0	9	0	—	—	—	—	—
11-22	at Washington	2	29	14.5	18	0	—	—	—	—	—
11-29	N.Y. GIANTS	4	40	10.0	16	0	—	—	—	—	—
12-6	at Miami	7	49	7.0	15	0	—	—	—	—	—
12-13	DALLAS	3	21	7.0	9	0	—	—	—	—	—
12-21	PITTSBURGH	1	4	4.0	4	0	—	—	—	—	—
12-27	at Houston	1	8	8.0	8t	1	—	—	—	—	—
1-3	BALTIMORE	2	15	7.5	8	0	—	—	—	—	—
2021 / CINCINNATI											
9-12	MINNESOTA	0	0	—	—	0	—	—	—	—	—
9-19	at Chicago	0	0	—	—	0	—	—	—	—	—
9-26	at Pittsburgh	0	0	—	—	0	—	—	—	—	—
9-30	JACKSONVILLE	0	0	—	—	0	—	—	—	—	—
10-10	GREEN BAY	2	9	4.5	6	0	—	—	—	—	—
10-17	at Detroit	0	0	—	—	0	—	—	—	—	—
10-24	at Baltimore	0	0	—	—	0	—	—	—	—	—
10-31	at N.Y. Jets	0	0	—	—	0	—	—	—	—	—
11-7	CLEVELAND	3	36	12.0	19	0	—	—	—	—	—
11-14	— BYE —										
11-21	at Las Vegas	1	3	3.0	3	0	—	—	—	—	—
11-28	PITTSBURGH	0	0	—	—	0	—	—	—	—	—
12-5	L.A. CHARGERS	0	0	—	—	0	—	—	—	—	—
12-12	SAN FRANCISCO	1	14	14.0	14	0	—	—	—	—	—
12-19	at Denver	1	2	2.0	2	0	—	—	—	—	—
12-26	BALTIMORE	2	9	4.5	5	0	—	—	—	—	—
1-2	KANSAS CITY	0	0	—	—	0	—	—	—	—	—
1-9	at Cleveland	1	8	8.0	8	0	—	—	—	—	—
Postseason											
1-15	LAS VEGAS	0	0	—	—	0	—	—	—	—	—
1-22	at Tennessee	0	0	—	—	0	—	—	—	—	—
1-30	at Kansas City	1	4	4.0	4	0	—	—	—	—	—
2-13	L.A. RAMS	0	0	—	—	0	—	—	—	—	—



SHELVIN, TYLER

DT #99

Height: 6-2
Weight: 350
College: Louisiana State
Experience: 2nd-year player in 2022

2021 games-starts: 3-0
Career games-starts: 3-0
Born: 7-22-98
Hometown: Lafayette, La.
Acquired: D4b'21

A 2021 fourth-round pick of Bengals, the 6-2, 350-pound Shelvin was a reserve NT as a rookie and saw action in five combined games (including two in postseason) ... On depth chart as No. 3 NT all season, behind D.J. Reader and Josh Tupou ... Saw action on a combined 75 defensive snaps between regular season and postseason ... Known for being a space-eating presence on interior of line with rare blend of strength and athletic ability ... Spent three seasons (2017-19) at LSU, with redshirt year in '17 and opt-out in '20 due to COVID-19 ... In just two seasons (2018-19) of action in college, played 21 games (14 starts) and had 48 tackles, including 4.5 for losses (one sack) ... Was key defensive player in LSU's perfect 15-0 season and national title run in 2019.

Career transactions: Selected by Cincinnati in fourth round of 2021 NFL Draft (122nd overall) ... Signed with Bengals on 5-17-21.

Pro career: 2021—Played in three regular-season games and two postseason games as a rookie for Cincinnati, as Bengals won AFC Championship and advanced to Super Bowl LVI ... Was Cincinnati's No. 3 NT behind D.J. Reader and Josh Tupou ... Saw time on 49 snaps during regular season, and had four tackles ... Made NFL debut on Nov. 7 vs. Cleveland (no statistics) ... Thrust into action during playoffs after injury to Tupou, and

saw action on 26 combined snaps in two games — Divisional Playoff at Tennessee and AFC Championship at Kansas City (no statistics) ... Played 19 snaps in Divisional Playoff at Tennessee, and helped limit Titans RB Derrick Henry to just 3.1 yards per attempt on 20 carries ... Inactive for Super Bowl LVI vs. L.A. Rams.

College: Spent three seasons (2017-19) at Louisiana State, with a redshirt year in '17 ... Opted out of 2020 college football season due to COVID-19 ... In just two seasons of action, played in 21 games (14 starts) and totaled 48 tackles, including 4.5 for losses and a sack ... As a redshirt sophomore in 2019, played in all 15 games (14 starts) at NT, and totaled 39 tackles (three for losses) for 15-0 national champion LSU.

High school/personal: Hometown is Lafayette, La. ... Attended Notre Dame High School in Crowley, La. ... Helped his team to 13-1 record as a senior ... Considered by multiple outlets to be one of the top recruits in the country, and the highest-rated recruit in the state of Louisiana ... Played in 2017 Under Armour All-American Game ... Also played basketball ... Attended same high school as former Bengals S Tommy Casanova ... Sport administration major at LSU.

TYLER SHELVIN'S STATISTICS

			DEFENSE							INTERCEPTIONS					SCORING				
YEAR	TEAM	G-S	ST	AT	TT	SKS-YDS	PD	FF	FR-YDS	NO	YDS	AVG	LG	TD	TD	TD-IntRt	TD-FRRt	S	PTS
2021	Cincinnati	3-0	1	3	4	0-0	0	0	0-0	—	—	—	—	—	—	—	—	—	—
CAREER		3-0	1	3	4	0-0	0	0	0-0	—	—	—	—	—	—	—	—	—	—

POSTSEASON

			DEFENSE							INTERCEPTIONS					SCORING				
YEAR	TEAM	G-S	ST	AT	TT	SKS-YDS	PD	FF	FR-YDS	NO	YDS	AVG	LG	TD	TD	TD-IntRt	TD-FRRt	S	PTS
2021	Cincinnati	2-0	0	0	0	0-0	0	0	0-0	—	—	—	—	—	—	—	—	—	—
CAREER		2-0	0	0	0	0-0	0	0	0-0	—	—	—	—	—	—	—	—	—	—



SMITH, D'ANTE

OT #70

Height: 6-5
Weight: 309
College: East Carolina
Experience: 2nd-year player in 2022

2021 games-starts: 2-1
Career games-starts: 2-1
Born: 6-9-98
Hometown: Augusta, Ga.
Acquired: D4c'21

A 2021 fourth-round pick of the Bengals, Smith battled injuries throughout his rookie season but drew positive reviews from coaches when healthy ... Played in two games (one start at LOT) during regular season and two games during Cincinnati's postseason run to Super Bowl LVI ... Known as a versatile player, he spent time at both G and OT as a rookie ... Played 50 offensive snaps during regular season and 12 during postseason, seeing time mostly as an extra lineman in heavy formations ... Spent five seasons (2016-20) at East Carolina, and played both G and OT early in career before settling at LT in third season ... After drafting him, Bengals coaches called him a pure OT prospect due to his size (6-5), length (35-inch arms) and agility.

Career transactions: Selected by Cincinnati in fourth round of 2021 NFL Draft (139th overall) ... Signed with Bengals on 5-17-21.

Pro career: 2021—Played in two regular-season games (one start at LOT) and two postseason games as a rookie for Cincinnati, as Bengals won AFC Championship and advanced to Super Bowl LVI ... Suffered right knee injury in practice on Oct. 13, and spent eight games (Games 6-13) on Reserve/Injured ... Made NFL debut on Dec. 19 at Denver, in his first week after coming off of Reserve/Injured, and played three snaps on offense ... Made first career start (LOT) and played 47 of 54 offensive snaps in season finale at Cleveland, as Cincinnati rested its usual starters for playoffs ... Active/DNP for Cincinnati's first two postseason contests, then saw brief action in both AFC Championship at Kansas City and Super Bowl LVI vs. L.A. Rams ... Played four offensive snaps in Super Bowl LVI vs. L.A. Rams.

College: Spent five seasons (2016-20) at East Carolina ... Saw time at both OT and G early in his career, before settling as team's starting LT his third year ... Played in 33 career games, with 30 starts (29 at LT, one at LG) ... NCAA granted him a fifth year of eligibility via a medical hardship waiver prior to his final season in 2020, but then suffered a season-ending injury in season-opener at UCF ... Started 24 games at LT from 2018-19.

High school/personal: Hometown is Augusta, Ga. ... Attended Grovetown (Ga.) High School ... Earned all-county, all-area and all-region honors as both a junior and senior ... Also participated in wrestling ... Graduated from East Carolina in Dec. 2020 with degree in economics ... First name is pronounced "dee-AHN-tay."

D'ANTE SMITH'S STATISTICS

GAMES-STARTS

YEAR	TEAM	GAMES	STARTS
2021	Cincinnati.....	2	1
CAREER		2	1

POSTSEASON

GAMES-STARTS

YEAR	TEAM	GAMES	STARTS
2021	Cincinnati.....	2	0
CAREER		2	0



SORENSEN, JACK

WR #14

Height: 6-0

Weight: 192

College: Miami (Ohio)

Experience: Rookie in 2022

2021 games-starts: 0-0

Career games-starts: 0-0

Born: 7-26-97

Hometown: Kildeer, Ill.

Acquired: CFA'22

A first-team All-MAC WR at Miami (Ohio) last season, Sorenson signed with the Bengals in May as a college free agent ... Spent five years (2016-21) at Miami, with a redshirt season in '16 ... Played in 41 games, finishing his career ranked fourth in school history in receiving yards (3070), fifth in receiving TDs (20) and sixth in catches (191) ... Averaged 16.1 yards per catch for his career.

Career transactions: Signed with Cincinnati as college free agent on 5-13-22.

College highlights: Spent six seasons (2016-21) at Miami (Ohio), including a redshirt year in '16 ... Played in 41 career games, starting 30 at WR ... Caught 191 passes for 3070 yards (16.1 average) and 20 TDs ... Ranked in the top 10 in program history in all three categories. **2021**—Started all 13 games, recording 76 catches for 1406 yards and 10 TDs ... Had the third-most receiving yards in a single season in school history ... Led the Mid-American Conference (MAC) in receiving yards, while ranking second in TDs and fourth in receptions ... First-team All-MAC selection ... Posted 100-plus receiving yards in six straight games ... Had seven catches for 116 yards on Dec. 23 vs. North Texas. **2020**—

Started all three games ... Caught 18 passes for 354 yards and four TDs ... Matched a program record with four receiving TDs in a game on Nov. 28 vs. Akron, to go with 177 yards on eight catches. **2019**—Played in 11 games with nine starts ... Caught 44 passes for 568 yards and four TDs ... Helped Miami win the MAC Championship with eight receptions for 123 yards and a TD on Dec. 7 vs. Central Michigan, earning Offensive Player of the Game honors. **2018**—Played in 12 games, starting five ... Recorded 53 catches for 742 yards and two TDs ... Third-team All-Mac selection ... Caught nine passes for 156 yards on Sept. 29 vs. Western Michigan. **2017**—Appeared in two games as a redshirt freshman.

High school: Attended Stevenson High School in Lincolnshire, Ill. ... Caught 64 passes as a senior, earning first-team all-state honors ... Also played QB his senior year, passing for 1800 yards and 14 TDs to help Stevenson win the state championship.

Personal: Hometown is Kildeer, Ill. ... Management and leadership major at Miami.



SPENCE, NOAH

DE #52**Height:** 6-2**Weight:** 263**College:** Eastern Kentucky**Experience:** 5th-year player in 2022**2021 games-starts:** 2-0**Career games-starts:** 43-6**Born:** 1-8-94**Hometown:** Harrisburg, Pa.**Acquired:** FA'21

Spence joined Cincinnati during 2021 training camp, then spent regular season and postseason on Bengals' practice squad ... Played in two games as an elevation and recorded six tackles ... Touted by scouts for his quickness and pass-rush ability ... Originally a second-round pick of Tampa Bay in 2016, and also spent time with Washington and New Orleans ... Enters 2022 with 7.5 career sacks and four FFs ... Played one season (2015) at Eastern Kentucky University, roughly an hour and 45 minutes south of Cincinnati, after playing his first two college seasons ('12-13) at Ohio State.

Career transactions: Selected by Tampa Bay in second round of 2016 NFL Draft (39th overall) ... Signed by Buccaneers on 5-12-16 ... Waived by Buccaneers on 8-31-19 ... Signed with Washington as free agent on 9-18-19 ... Waived by Washington on 11-19-19 ... Signed with New Orleans as free agent on 12-11-19 ... Saints contract expired on 3-18-20; became unrestricted free agent ... Re-signed with Saints as unrestricted free agent on 3-23-20 ... Contract terminated by Saints on 8-16-21 ... Signed with Cincinnati as free agent on 8-22-21 ... Contract terminated by Bengals on 8-31-21 ... Signed to Bengals practice squad on 9-1-21 ... Signed to Bengals roster on 2-15-22.

Pro career: **2016**—Played in all 16 games (three starts) as a rookie for Tampa Bay ... Posted 22 tackles, 5.5 sacks, 12 QB hits, two PDs and three FFs ... Named NFL Defensive Rookie of the Month in November ... Earned Pepsi Rookie of the Week honors for Week 12, after Nov. 27 win over Seattle in which he had 1.5 sacks and a FF on Russell Wilson. **2017**—Played and started Tampa Bay's first six games, before being placed on Reserve/Injured (shoulder) ... Posted nine tackles, a sack and a FF. **2018**—Played in 12 games for Tampa Bay ... Posted three tackles. **2019**—Played in seven games for Washington, the

joined New Orleans in Week 15 but did not see game action ... Posted three tackles, a sack and a QB hit with Washington. **2020**—Did not play due to knee injury suffered during offseason. **2021**—Spent entire season on Cincinnati's practice squad, and played in two regular-season games for AFC Champion Bengals ... Played as a game-day elevation on Dec. 26 vs. Baltimore and Jan. 9 at Cleveland ... Posted six tackles ... On practice squad and did not play during Cincinnati's postseason run to Super Bowl LVI.

College: Played one season (2015) at Eastern Kentucky University, after playing his first two seasons ('12-13) at Ohio State University ... In only season at Eastern Kentucky, he totaled 63 tackles, including 22.5 for losses, and his 11.5 sacks were fourth-most in ECU history ... Also had three FFs and two FRs ... Earned FCS All-American honors (AP) ... Sat out (redshirt) 2014 season after transferring from Ohio State ... In two seasons at OSU, played in 24 games and posted 15.5 tackles for losses, 8.5 sacks and one FF ... Earned first-team All-Big Ten honors (media) in 2013.

High school/personal: Hometown is Harrisburg, Pa. ... Attended Bishop McDevitt High School in Harrisburg, where as a senior in 2011 he was named Pennsylvania's Gatorade Player of the Year, and the Maxwell Football Club's National High School Player of the Year ... Played in 2012 Under Armour All-American Game, and set game record with three sacks ... His parents, Greg and Helen Spence, have four biological children and five adopted sons ... Greg Spence played football at North Carolina State University.

NOTE ABOUT NFL EXPERIENCE: Spence did not earn an accrued year of experience toward NFL free agency in 2020 or '21.

NOAH SPENCE'S STATISTICS

			DEFENSE							INTERCEPTIONS					SCORING				
YEAR	TEAM	G-S	ST	AT	TT	SKS-YDS	PD	FF	FR-YDS	NO	YDS	AVG	LG	TD	TD	TD-IntRt	TD-FRRt	S	PTS
2016	Tampa Bay	16-3	16	6	22	5.5-33.5	2	3	0-0	—	—	—	—	—	—	—	—	—	—
2017	Tampa Bay	6-3	5	4	9	1-11	0	1	0-0	—	—	—	—	—	—	—	—	—	—
2018	Tampa Bay	12-0	2	1	3	0-0	0	0	0-0	—	—	—	—	—	—	—	—	—	—
2019	Washington	7-0	1	2	3	1-0	0	0	0-0	—	—	—	—	—	—	—	—	—	—
	New Orleans	0-0	DID NOT PLAY*							DID NOT PLAY*					DID NOT PLAY*				
2020	New Orleans	0-0	DID NOT PLAY*							DID NOT PLAY*					DID NOT PLAY*				
2021	Cincinnati	2-0	4	2	6	0-0	0	0	0-0	—	—	—	—	—	—	—	—	—	—
T.B. TOTALS		34-6	23	11	34	6.5-44.5	2	4	0-0	—	—	—	—	—	—	—	—	—	—
WASH. TOTALS		7-0	1	2	3	1-0	0	0	0-0	—	—	—	—	—	—	—	—	—	—
N.O. TOTALS		0-0	0	0	0	0-0	0	0	0-0	—	—	—	—	—	—	—	—	—	—
CIN. TOTALS		2-0	4	2	6	0-0	0	0	0-0	—	—	—	—	—	—	—	—	—	—
CAREER		43-6	28	15	43	7.5-44.5	2	4	0-0	—	—	—	—	—	—	—	—	—	—


POSTSEASON

			DEFENSE							INTERCEPTIONS					SCORING				
YEAR	TEAM	G-S	ST	AT	TT	SKS-YDS	PD	FF	FR-YDS	NO	YDS	AVG	LG	TD	TD	TD-IntRt	TD-FRRt	S	PTS
2019	New Orleans	0-0	DID NOT PLAY*							DID NOT PLAY*					DID NOT PLAY*				
2020	New Orleans	0-0	DID NOT PLAY*							DID NOT PLAY*					DID NOT PLAY*				
2021	Cincinnati	0-0	DID NOT PLAY*							DID NOT PLAY*					DID NOT PLAY*				
N.O. TOTALS			0	0	0	0-0	0	0	0-0	—	—	—	—	—	—	—	—	—	—
CIN. TOTALS			0	0	0	0-0	0	0	0-0	—	—	—	—	—	—	—	—	—	—
CAREER			0	0	0	0-0	0	0	0-0	—	—	—	—	—	—	—	—	—	—

* NOTE: Spence was inactive three regular-season games and one postseason game with New Orleans in 2019. In 2020 with New Orleans, he was on the Reserve/Non-Football Injury list for 16 regular-season games and two postseason games. In 2021 with Cincinnati, he was on the practice squad for four postseason games with Cincinnati.

2021 REGULAR-SEASON GAME-BY-GAME

		DEFENSE								INTERCEPTIONS				
DATE	OPPONENT	ST	AT	TT	SKS-YDS	INT-YDS	PD	FF	FR-YDS	NO	YDS	AVG	LG	TD
9-12	MINNESOTA				PRACTICE SQUAD						PRACTICE SQUAD			
9-19	at Chicago				PRACTICE SQUAD						PRACTICE SQUAD			
9-26	at Pittsburgh				PRACTICE SQUAD						PRACTICE SQUAD			
9-30	JACKSONVILLE				PRACTICE SQUAD						PRACTICE SQUAD			
10-10	GREEN BAY				PRACTICE SQUAD						PRACTICE SQUAD			
10-17	at Detroit				PRACTICE SQUAD						PRACTICE SQUAD			
10-24	at Baltimore				PRACTICE SQUAD						PRACTICE SQUAD			
10-31	at N.Y. Jets				PRACTICE SQUAD						PRACTICE SQUAD			
11-7	CLEVELAND				PRACTICE SQUAD						PRACTICE SQUAD			
11-14	— BYE —													
11-21	at Las Vegas				PRACTICE SQUAD						PRACTICE SQUAD			
11-28	PITTSBURGH				PRACTICE SQUAD						PRACTICE SQUAD			
12-5	L.A. CHARGERS				PRACTICE SQUAD						PRACTICE SQUAD			
12-12	SAN FRANCISCO				PRACTICE SQUAD						PRACTICE SQUAD			
12-19	at Denver				PRACTICE SQUAD						PRACTICE SQUAD			
12-26	BALTIMORE	1	0	1	0-0	0-0	0	0	0-0	—	—	—	—	—
1-2	KANSAS CITY				PRACTICE SQUAD						PRACTICE SQUAD			
1-9	at Cleveland	3	2	5	0-0	0-0	0	0	0-0	—	—	—	—	—
TOTALS		4	2	6	0-0	0-0	0	0	0-0	—	—	—	—	—



TAYLOR, TRENT

WR #11

Height: 5-8

Weight: 181

College: Louisiana Tech

Experience: 5th-year player in 2022

2021 games-starts: 4-0

Career games-starts: 45-2

Born: 4-30-94

Hometown: Shreveport, La.

Acquired: FA'21

Veteran slot WR joined Cincinnati after participating as tryout player in 2021 rookie minicamp, then earned practice squad spot and eventually took over as Bengals' primary punt returner ... Spent all of 2021 (regular season and playoffs) on Cincinnati's practice squad, and played eight combined games as a game-day elevation ... Served as Cincinnati's No. 1 PR for final four regular-season games and all four postseason games, including Super Bowl LVI ... Averaged 7.4 yards on seven punt returns during regular season, and 12.7 on six returns during postseason ... Caught two-point conversion in third quarter of AFC Championship to tie game and complete Cincinnati's 18-point comeback ... Originally a fifth-round pick of San Francisco in 2017, and spent '17-20 with 49ers.

Career transactions: Selected by San Francisco in fifth round of 2017 NFL Draft (177th overall) ... Signed by 49ers on 5-5-17 ... 49ers contract expired on 3-17-21; became unrestricted free agent ... Not asked to re-sign; became free agent on 5-3-21 ... Signed with Cincinnati as free agent on 5-17-20 ... Contract terminated by Bengals on 8-31-21 ... Signed to Bengals practice squad on 9-1-21 ... Bengals practice squad contract expired on 2-21-22 ... Re-signed with Bengals as free agent on 2-21-22.

Pro career: **2017**—Played in 15 games (one start) as a rookie with San Francisco ... Caught 43 passes for 430 yards and two TDs ... Also returned 30 punts for 281 yards (9.4 average), and one kickoff for eight yards ... Led all rookies and ranked sixth overall in the NFL with 27 third-down receptions, including 18 that converted first downs ... Caught first career TD from Brian Hoyer on Sept. 21 vs. the L.A. Rams. **2018**—Played in 14 games for San Francisco ... Caught 26 passes for 215 yards and a TD ... Also returned 10 punts for 78 yards (7.8 average), and one kickoff for 15 yards. **2019**—Did not play ... Inactive for 49ers' first two games, then spent the remainder of the regular season and playoffs on Reserve/Injured ... Fractured foot in training camp and was supposed to miss minimal time, but an infection in that foot resulted in multiple surgeries and a lost season. **2020**—Played in 12 games (one start) for

San Francisco ... Caught 10 passes for 86 yards, and returned nine punts for 112 yards. **2021**—Signed with Cincinnati during offseason after participating in rookie minicamp as tryout player, and went on to play four regular-season games and all four postseason games for AFC Champion Bengals ... Spent entire regular season and postseason on Cincinnati's practice squad ... Took over as Bengals' No. 1 punt returner for final four games, playing in each as a COVID-19 replacement ... Averaged 7.4 yards on seven punt returns during regular season, and 17.0 yards on four kickoff returns ... Also had two catches for 41 yards ... Played in all four postseason games as a standard elevation from the practice squad, and averaged 12.7 yards on six punt returns ... In AFC Championship win at Kansas City, caught a two-point conversion in the third quarter that completed Cincinnati's 18 point comeback ... Played in Super Bowl LVI vs. L.A. Rams and returned two punts — 20 and eight yards.

College: Spent four seasons (2013-16) at Louisiana Tech ... As senior in 2016, set school records for receptions (136) and receiving yards (1803) while catching 12 TDs ... Topped 100 receiving yards in 11 of his 14 games played as a senior ... Finished career ranked first in school history in career receptions (327), second in receiving yards (4179) and second in receiving TDs (32).

High school/personal: Hometown is Shreveport, La. ... Attended Evangel Christian Academy in Shreveport, where he earned all-state honors and was a part of two Louisiana 2-A state championship teams ... Won MVP of the state championship game as a senior ... His senior totals were 107 catches, 1650 yards and 20 TDs ... Also lettered in basketball, baseball, tennis and track and field (long jump) ... Played one season of tennis, as he and his high school QB teamed up to finish as state runners-up in doubles ... His father, Greg, played linebacker at Western Kentucky from 1982-85 ... Finance major at Louisiana Tech.

NOTE ABOUT NFL EXPERIENCE: Taylor did not earn an accrued year of experience toward NFL free agency in 2021.

TRENT TAYLOR'S STATISTICS

			RECEIVING					RUSHING					SCORING					
YEAR	TEAM	G-S	NO	YDS	AVG	LG	TD	ATT	YDS	AVG	LG	TD	TD	TD-R	TD-P	TD-Rt	2-PtC	PTS
2017	San Francisco	15-1	43	430	10.0	33	2	—	—	—	—	—	2	0	2	0	0	12
2018	San Francisco	14-0	26	215	8.3	23	1	—	—	—	—	—	1	0	1	0	1	8
2019	San Francisco	0-0	DID NOT PLAY*					DID NOT PLAY*					DID NOT PLAY*					
2020	San Francisco	12-1	10	86	8.6	29	0	—	—	—	—	—	0	0	0	0	0	0
2021	Cincinnati	4-0	2	41	20.5	26	0	—	—	—	—	—	0	0	0	0	0	0
S.F. TOTALS		41-2	79	731	9.3	33	3	—	—	—	—	—	3	0	3	0	1	20
CIN. TOTALS		4-0	2	41	20.5	26	0	—	—	—	—	—	0	0	0	0	0	0
CAREER		45-2	81	772	9.5	33	3	—	—	—	—	—	3	0	3	0	1	20

		SPECIAL TEAMS								KICKOFF RETURNS						PUNT RETURNS					
YEAR	TEAM	ST	AT	TT	FF	FR-YDS	BP	BFG	BXP	NO	YDS	AVG	FC	LG	TD	NO	YDS	AVG	FC	LG	TD
2017	San Francisco	—	—	—	—	—	—	—	—	1	8	8.0	0	8	0	30	281	9.4	16	39	0
2018	San Francisco	—	—	—	—	—	—	—	—	1	15	15.0	0	15	0	10	78	7.8	6	18	0
2019	San Francisco	DID NOT PLAY*								DID NOT PLAY*						DID NOT PLAY*					
2020	San Francisco	—	—	—	—	—	—	—	—	0	0	—	0	—	0	9	112	12.4	14	20	0
2021	Cincinnati	—	—	—	—	—	—	—	—	4	68	17.0	0	25	0	7	52	7.4	5	12	0
S.F. TOTALS		—	—	—	—	—	—	—	—	2	23	11.5	0	15	0	49	471	9.6	36	39	0
CIN. TOTALS		—	—	—	—	—	—	—	—	4	68	17.0	0	25	0	7	52	7.4	5	12	0
CAREER		—	—	—	—	—	—	—	—	6	91	15.2	0	25	0	56	523	9.3	41	39	0

RECEIVING SINGLE-GAME HIGHS: RECEPTIONS—7 (for San Francisco; 10-7-18 vs. Arizona). YARDS—92 (for San Francisco; 12-3-17 at Chicago). LONG—33 (for San Francisco; 12-3-17 at Chicago). TOUCHDOWNS—1 (three times; most recently for San Francisco on 10-7-18 vs. Arizona).

KICKOFF RETURN SINGLE-GAME HIGHS: RETURNS—3 (for Cincinnati; 12-26-21 vs. Baltimore). YARDS—45 (for Cincinnati; 12-26-21 vs. Baltimore). LONG—25 (for Cincinnati; 12-26-21 vs. Baltimore). TOUCHDOWNS—(none).

PUNT RETURN SINGLE-GAME HIGHS: RETURNS—4 (for San Francisco; 10-1-17 at Arizona). YARDS—41 (for San Francisco; 10-1-17 at Arizona). LONG—39 (for San Francisco; 10-15-17 at Washington). TOUCHDOWNS—(none).

POSTSEASON

			RECEIVING					RUSHING					SCORING					
YEAR	TEAM	G-S	NO	YDS	AVG	LG	TD	ATT	YDS	AVG	LG	TD	TD	TD-R	TD-P	TD-Rt	2-PtC	PTS
2019	San Francisco	0-0	DID NOT PLAY*					DID NOT PLAY*					DID NOT PLAY*					
2021	Cincinnati	4-0	0	0	—	—	0	—	—	—	—	—	0	0	0	0	1	2
S.F. TOTALS		0-0	0	0	—	—	0	—	—	—	—	—	—	—	—	—	—	—
CIN. TOTALS		4-0	0	0	—	—	0	—	—	—	—	—	0	0	0	0	1	2
CAREER		4-0	0	0	—	—	0	—	—	—	—	—	0	0	0	0	1	2

YEAR	TEAM	SPECIAL TEAMS								KICKOFF RETURNS						PUNT RETURNS					
		ST	AT	TT	FF	FR-YDS	BP	BFG	BXP	NO	YDS	AVG	FC	LG	TD	NO	YDS	AVG	FC	LG	TD
2021	Cincinnati	—	—	—	—	—	—	—	—	—	—	—	—	—	—	6	76	12.7	5	20	0
CAREER		—	—	—	—	—	—	—	—	—	—	—	—	—	—	6	76	12.7	5	20	0

* NOTE: Taylor was inactive for two regular-season games and on the Reserve/Injured list for 14 regular-season games and three postseason games with San Francisco in 2019.

2021 REGULAR-SEASON

DATE	OPPONENT	RECEIVING						RUSHING					
		NO	YDS	AVG	LG	TD		ATT	YDS	AVG	LG	TD	
9-12	MINNESOTA	PRACTICE SQUAD						PRACTICE SQUAD					
9-19	at Chicago	PRACTICE SQUAD						PRACTICE SQUAD					
9-26	at Pittsburgh	PRACTICE SQUAD						PRACTICE SQUAD					
9-30	JACKSONVILLE	PRACTICE SQUAD						PRACTICE SQUAD					
10-10	GREEN BAY	PRACTICE SQUAD						PRACTICE SQUAD					
10-17	at Detroit	PRACTICE SQUAD						PRACTICE SQUAD					
10-24	at Baltimore	PRACTICE SQUAD						PRACTICE SQUAD					
10-31	at N.Y. Jets	PRACTICE SQUAD						PRACTICE SQUAD					
11-7	CLEVELAND	PRACTICE SQUAD						PRACTICE SQUAD					
11-14	— BYE —												
11-21	at Las Vegas	PRACTICE SQUAD						PRACTICE SQUAD					
11-28	PITTSBURGH	PRACTICE SQUAD						PRACTICE SQUAD					
12-5	L.A. CHARGERS	PRACTICE SQUAD						PRACTICE SQUAD					
12-12	SAN FRANCISCO	PRACTICE SQUAD						PRACTICE SQUAD					
12-19	at Denver	0	0	—	—	0		—	—	—	—	—	—
12-26	BALTIMORE	0	0	—	—	0		—	—	—	—	—	—
1-2	KANSAS CITY	0	0	—	—	0		—	—	—	—	—	—
1-9	at Cleveland	2	41	20.5	26	0		—	—	—	—	—	—
TOTALS		2	41	20.5	26	0		—	—	—	—	—	—

DATE	OPPONENT	SPECIAL TEAMS								KICKOFF RETURNS						PUNT RETURNS					
		ST	AT	TT	FF	FR-YDS	BP	BFG	BXP	NO	YDS	AVG	FC	LG	TD	NO	YDS	AVG	FC	LG	TD
9-12	MINNESOTA	PRACTICE SQUAD								PRACTICE SQUAD						PRACTICE SQUAD					
9-19	at Chicago	PRACTICE SQUAD								PRACTICE SQUAD						PRACTICE SQUAD					
9-26	at Pittsburgh	PRACTICE SQUAD								PRACTICE SQUAD						PRACTICE SQUAD					
9-30	JACKSONVILLE	PRACTICE SQUAD								PRACTICE SQUAD						PRACTICE SQUAD					
10-10	GREEN BAY	PRACTICE SQUAD								PRACTICE SQUAD						PRACTICE SQUAD					
10-17	at Detroit	PRACTICE SQUAD								PRACTICE SQUAD						PRACTICE SQUAD					
10-24	at Baltimore	PRACTICE SQUAD								PRACTICE SQUAD						PRACTICE SQUAD					
10-31	at N.Y. Jets	PRACTICE SQUAD								PRACTICE SQUAD						PRACTICE SQUAD					
11-7	CLEVELAND	PRACTICE SQUAD								PRACTICE SQUAD						PRACTICE SQUAD					
11-14	— BYE —																				
11-21	at Las Vegas	PRACTICE SQUAD								PRACTICE SQUAD						PRACTICE SQUAD					
11-28	PITTSBURGH	PRACTICE SQUAD								PRACTICE SQUAD						PRACTICE SQUAD					
12-5	L.A. CHARGERS	PRACTICE SQUAD								PRACTICE SQUAD						PRACTICE SQUAD					
12-12	SAN FRANCISCO	PRACTICE SQUAD								PRACTICE SQUAD						PRACTICE SQUAD					
12-19	at Denver	—	—	—	—	—	—	—	—	1	23	23.0	0	23	0	3	22	7.3	1	12	0
12-26	BALTIMORE	—	—	—	—	—	—	—	—	3	45	15.0	0	25	0	2	16	8.0	1	10	0
1-2	KANSAS CITY	—	—	—	—	—	—	—	—	0	0	—	0	—	0	1	3	3.0	2	3	0
1-9	at Cleveland	—	—	—	—	—	—	—	—	0	0	—	0	—	0	1	11	11.0	1	11	0
TOTALS		—	—	—	—	—	—	—	—	4	68	17.0	0	25	0	7	52	7.4	5	12	0



TAYLOR-BRITT, CAM

CB #29**Height:** 5-11**Weight:** 202**College:** Nebraska**Experience:** Rookie in 2022**2021 games-starts:** 0-0**Career games-starts:** 0-0**Born:** 10-15-99**Hometown:** Montgomery, Ala.**Acquired:** D2'22

A second-round pick of the Bengals in 2022, Taylor-Britt brings a coveted blend of speed and length to Cincinnati's CB group ... Grabbed six INTs in a four-year career (2018-21) at Nebraska ... Primarily lined up as an outside CB, but also spent time at S and contributed on special teams ... A two-time All-Big Ten selection and a team captain in 2021 ... Was a prolific QB at the high school level, earning all-state honors in Alabama ... Active in the community at Nebraska, he volunteered his time with a number of outreach initiatives and events, including a Day of Service, Husker Heroes and local hospital visits.

Career transactions: Selected by Cincinnati in second round of 2022 NFL Draft (60th overall) ... Signed with Bengals on 5-20-22.

Defensive coordinator Lou Anarumo says: "When you look at his measurables, he can really run, he has good size and he's tough. The more of those guys that we get, the better we will be."

College highlights: Spent four seasons (2018-21) at Nebraska ... Played in 41 games with 28 starts (21 at CB, seven at S) ... Recorded 140 tackles (96 solo), with nine TFLs, 2.5 sacks, six INTs, 27 PDs, four FFs, two FRs and a blocked kick ... Also returned nine punts for 81 yards. **2021**—Started all 12

games at CB, registering 51 tackles (35 solo), three TFLs, one sack, one INT, 12 PDs and one blocked kick ... Named second-team All-Big Ten ... Ranked third in the Big Ten in PDs ... Elected a team captain ... Had a career-high 11 tackles and three PDs on Oct. 9 vs. Michigan. **2020**—Started all seven games ... Totaled 28 tackles (23 solo), three TFLs, two INTs and six PDs ... Was also the team's primary punt returner, netting 79 yards on six returns ... Named second-team All-Big Ten ... Led Nebraska in PDs and tied for lead in INTs. **2019**—Played in 10 games, starting seven at S ... Logged 49 tackles (29 solo), four TFLs, 1.5 sacks, three INTs, six PDs, four FFs and one FR ... All-Big Ten honorable mention ... Ranked third nationally in FFs ... Had four tackles, an INT and a FR on Nov. 29 vs. Iowa. **2018**—Played in 11 games as a true freshman, recording 12 tackles (nine solo), three PDs and one FR.

High school: Attended Park Crossing High School in Montgomery, Ala. ... A versatile athlete, he played QB, WR and DB ... As a senior, passed for 1466 yards and 16 TDs, while rushing for 1030 yards and 14 TDs ... Named first-team all-state as an athlete.

Personal: Hometown is Montgomery, Ala. ... Criminology and criminal justice major at Nebraska.

**THOMAS, MICHAEL J.****S #31****Height:** 5-11**Weight:** 192**College:** Stanford**Experience:** 9th-year player in 2022**2021 games-starts:** 8-1**Career games-starts:** 105-34**Born:** 3-17-90**Hometown:** Houston, Texas**Acquired:** FA'21

Ninth-year safety and respected locker room leader joined Cincinnati in October 2021 and went on to become key special teams contributor during run to Super Bowl LVI ... Six special teams tackles during regular season (tied for second) and three during postseason (tied for second) ... Spent five games on Bengals' practice squad (did not play) after signing, then joined active roster in November after season-ending injury to S Brandon Wilson ... Spent time with four teams prior to joining Bengals — San Francisco, Miami, the N.Y. Giants and Houston ... Enters 2022 with 110 career games (12 with Cincinnati in 2021) of NFL experience, including playoffs ... Has either led or finished second on his team in special teams tackles in seven of the last eight seasons (outlier was in injury shortened 2020 season) ... Brings previous experience with Bengals defensive coordinator Lou Anarumo, who was his position coach with the Dolphins (2013-17) and Giants ('18) ... Originally a college free agent signee of the 49ers in 2012, and was on the practice squad during their run to the Super Bowl that season ... Was Walter Payton NFL Man of the Year nominee for his hometown Houston Texans in 2020 ... Listed on Cincinnati's roster as Michael J. Thomas to differentiate from Bengals WR Mike D. Thomas.

Career transactions: Signed with San Francisco as college free agent on 5-2-12 ... Waived by 49ers on 8-31-12 ... Signed to 49ers practice squad on 9-2-12 ... 49ers practice squad contract expired on 2-11-13 ... Re-signed with 49ers as free agent on 2-11-13 ... Waived by 49ers on 8-31-13 ... Signed to 49ers practice squad on 9-2-13 ... Signed by Miami off 49ers practice squad on 12-10-13 ... Received tender offer from Dolphins on 3-10-15 ... Re-signed with Dolphins as exclusive rights player on 5-1-15 ... Received tender offer from Dolphins on 3-3-16 ... Re-signed with Dolphins as exclusive rights player on 7-29-16 ... Received tender offer from Dolphins on 3-8-17 ... Dolphins contract expired on 3-9-17; became restricted free agent ... Re-signed with Dolphins on 4-17-17 ... Dolphins contract expired on 3-14-18; became unrestricted free agent ... Signed with N.Y. Giants as unrestricted free agent on 3-26-18 ... Giants contract expired on 3-18-20; became unrestricted free agent ... Signed with Houston as unrestricted free agent on 4-28-20 ... Texans contract expired on 3-17-21; became unrestricted free agent ... Not asked to re-sign; became free agent on 5-3-21 ... Signed to Cincinnati practice squad on 10-5-21 ... Signed to Bengals roster on 11-15-21 ... Bengals contract expired on 3-16-22; became unrestricted free agent ... Re-signed with Bengals as unrestricted free agent on 3-17-22.

Pro career: **2012**—Spent entire rookie season on San Francisco's practice squad, as the 49ers won the NFC Championship and reached the Super Bowl. **2013**—Spent first 14 weeks of the season on San Francisco's practice squad, before being signed by Miami and playing in the Dolphins' final three games ... Totaled two tackles, an INT and a PD on defense, and one tackle on special teams ... Made NFL debut on Dec. 15 vs. New England, and also recorded his first career INT — on fourth and five from the Miami 14 with seven seconds remaining in the game, he picked off Tom Brady in the end zone to secure a four-point Dolphins win; the performance earned him AFC Defensive Player of the Week honors. **2014**—Played in eight games (two starts) for Miami ... Posted eight tackles on defense and nine on special teams (second on team). **2015**—Played in all 16 regular-season games (career-high 13 starts) and one playoff game (start) for Miami ... Tied fourth on defense in tackles (71), and led team in special teams tackles (10) ... In AFC Wild Card Playoff at Pittsburgh, had

six tackles, an INT and rushed three yards for a first down on a fake punt to extend what became a Dolphins FG drive. **2016**—Played in all 16 games (eight starts) for Miami ... Team captain ... Totaled 39 tackles, a sack, a PD, a FF and a FR ... His 16 special teams tackles not only led the Dolphins, but also the entire NFL ... Also had a FF on special teams ... On Sept. 18 at New England, recorded a strip sack of Patriots QB Jacoby Brissett in the fourth quarter. **2017**—Played in 13 games (two starts) for Miami ... Had 16 tackles and a PD on defense, and seven tackles (second on team) on special teams. **2018**—Played in all 16 games (six starts) for the N.Y. Giants ... Had 47 tackles, a sack, two INTs and six PDs on defense, and a team-high nine tackles and a FF on special teams. **2019**—Played in all 16 games (two starts) for the Giants ... Posted 40 tackles and three PDs on defense, and five tackles (second on team) and a blocked punt on special teams ... Blocked punt came on Oct. 20 vs. Arizona in the second quarter as Cardinals were backed up on their own four-yard line; the Giants recovered the punt in the end zone for a TD. **2020**—Played in nine games for his hometown Houston Texans ... Suffered season-ending right pectoral injury, and spent the final seven games of the season on Reserve/Injured ... Totaled 13 tackles on defense and two on special teams ... Recovered a blocked FG at the Texans' 27-yard line on Oct. 18 at Tennessee ... Recovered an onside kick on Oct. 25 vs. the Green Bay Packers ... Texans' 2020 nominee for Walter Payton NFL Man of the Year. **2021**—Signed with Cincinnati on Oct. 5 and went on to play in eight regular-season games (one start) and all four postseason games, as Bengals won AFC Championship and advanced to Super Bowl LVI ... Spent five games on Cincinnati's practice squad (did not play) after signing, then joined active roster following season-ending injury to Bengals S Brandon Wilson ... Had 12 tackles and a PD on defense during regular season, along with six tackles on special teams (tied for second on team) ... Lone start came in season finale at Cleveland, as Bengals' regular starters rested for playoffs, and he posted eight tackles on defense ... Saw just three snaps on defense during postseason (no statistics), but saw 72 snaps on special teams (tied for fourth on team) and had three tackles (tied for second) ... Played 21 special teams snaps in Super Bowl LVI vs. L.A. Rams, and had one special teams tackle in punt coverage.

College: Spent four seasons (2008-11) at Stanford University ... Played in 51 career games (24 starts), and totaled 189 tackles, five INTs, 12.5 TFLs, 2.5 sacks, 30 PDs, three FFs and two FRs.

High school/personal: Hometown is Houston, Texas ... Attended Nimitz High School in Houston, where played RB and averaged 9.2 yards per carry as a junior and 7.4 as a senior ... Was a high school rival of future Stanford teammate and close friend Andrew Luck, and was 2-2 against Luck's teams at Stratford High School ... In 2020, was awarded the Ira D. Hall award by Stanford University for his "extraordinary commitment to social justice, community organizing, and public service in a local, national, and/or global context" ... In 2015, while with the Dolphins, he was awarded the key to the city of Fort Pierce, Fla. by Mayor Linda Hudson for his involvement in the community there ... Hosts an annual "Camp Mike T" in Houston; the weekend camp focuses on leadership, academics and athletics, and includes discussions on SAT/ACT prep, financial literacy and athlete activism ... Sociology major at Stanford.

NOTE ABOUT NFL EXPERIENCE: Thomas did not earn an accrued year of experience toward NFL free agency in 2012 or '13.

MICHAEL J. THOMAS' STATISTICS

YEAR	TEAM	G-S	DEFENSE						INTERCEPTIONS						SCORING				
			ST	AT	TT	SKS-YDS	PD	FF	FR-YDS	NO	YDS	AVG	LG	TD	TD	TD-IntRt	TD-FRRt	S	PTS
2012	San Francisco	0-0	DID NOT PLAY*						DID NOT PLAY*						DID NOT PLAY*				
2013	San Francisco	0-0	DID NOT PLAY*						DID NOT PLAY*						DID NOT PLAY*				
	Miami	3-0	2	0	2	0-0	2	0	0-0	1	0	0.0	0	0	—	—	—	—	—
2014	Miami	8-2	6	2	8	0-0	0	0	0-0	0	0	—	—	0	—	—	—	—	—
2015	Miami	16-13	56	15	71	0-0	2	0	0-0	0	0	—	—	0	—	—	—	—	—
2016	Miami	16-8	27	12	39	1-14	1	1	0-0	0	0	—	—	0	—	—	—	—	—
2017	Miami	13-2	9	7	16	0-0	1	0	0-0	0	0	—	—	0	—	—	—	—	—
2018	N.Y. Giants	16-6	32	15	47	1-8	6	0	0-0	2	26	13.0	26	0	—	—	—	—	—
2019	N.Y. Giants	16-2	28	12	40	0-0	3	0	0-0	0	0	—	—	0	—	—	—	—	—
2020	Houston	9-0	6	7	13	0-0	0	0	0-0	0	0	—	—	0	—	—	—	—	—
2021	Cincinnati	8-1	7	5	12	0-0	1	0	0-0	0	0	—	—	0	—	—	—	—	—
S.F. TOTALS		0-0	0	0	0	0-0	0	0	0-0	0	0	—	—	0	—	—	—	—	—
MIA. TOTALS		56-25	100	36	136	1-14	6	1	0-0	1	0	0.0	0	0	—	—	—	—	—
NYG TOTALS		32-8	60	27	87	1-8	9	0	0-0	2	26	13.0	26	0	—	—	—	—	—
HOU. TOTALS		9-0	6	7	13	0-0	0	0	0-0	0	0	—	—	0	—	—	—	—	—
CIN. TOTALS		8-1	7	5	12	0-0	1	0	0-0	0	0	—	—	0	—	—	—	—	—
CAREER		105-34	173	75	248	2-22	16	1	0-0	3	26	8.7	26	0	—	—	—	—	—

YEAR	TEAM	SPECIAL TEAMS									KICKOFF RETURNS						PUNT RETURNS					
		ST	AT	TT	FF	FR-YDS	BP	BFG	BXP		NO	YDS	AVG	FC	LG	TD	NO	YDS	AVG	FC	LG	TD
2013	Miami	1	0	1	0	0-0	0	0	0		0	0	—	0	—	0	—	—	—	—	—	—
2014	Miami	9	1	10	0	0-0	0	0	0		0	0	—	0	—	0	—	—	—	—	—	—
2015	Miami	10	4	14	0	0-0	0	0	0		0	0	—	0	—	0	—	—	—	—	—	—
2016	Miami	16	3	19	1	0-0	0	0	0		0	0	—	0	—	0	—	—	—	—	—	—
2017	Miami	7	4	11	0	0-0	0	0	0		0	0	—	0	—	0	—	—	—	—	—	—
2018	N.Y. Giants	9	3	12	1	0-0	0	0	0		1	4	4.0	0	4	0	—	—	—	—	—	—
2019	N.Y. Giants	5	2	7	0	0-0	1	0	0		0	0	—	0	—	0	—	—	—	—	—	—
2020	Houston	2	1	3	0	0-0	0	0	0		0	0	—	0	—	0	—	—	—	—	—	—
2021	Cincinnati	2	4	6	0	0-0	0	0	0		0	0	—	0	—	0	—	—	—	—	—	—
MIA. TOTALS		43	12	55	1	0-0	0	0	0		0	0	—	0	—	0	—	—	—	—	—	—
NYG TOTALS		14	5	19	1	0-0	1	0	0		1	4	4.0	0	4	0	—	—	—	—	—	—
HOU. TOTALS		2	1	3	0	0-0	0	0	0		0	0	—	0	—	0	—	—	—	—	—	—
CIN. TOTALS		2	4	6	0	0-0	0	0	0		0	0	—	0	—	0	—	—	—	—	—	—
CAREER		61	22	83	2	0-0	1	0	0		1	4	4.0	0	4	0	—	—	—	—	—	—

POSTSEASON

YEAR	TEAM	G-S	DEFENSE						INTERCEPTIONS						SCORING				
			ST	AT	TT	SKS-YDS	PD	FF	FR-YDS	NO	YDS	AVG	LG	TD	TD	TD-IntRt	TD-FRRt	S	PTS
2012	San Francisco	0-0	DID NOT PLAY*						DID NOT PLAY*						DID NOT PLAY*				
2016	Miami	1-1	3	3	6	0-0	1	0	0-0	1	16	16.0	16	0	—	—	—	—	—
2021	Cincinnati	4-0	0	0	0	0-0	0	0	0-0	0	0	—	—	0	—	—	—	—	—
S.F. TOTALS		0-0	0	0	0	0-0	0	0	0-0	0	0	—	—	0	—	—	—	—	—
MIA. TOTALS		1-1	3	3	6	0-0	1	0	0-0	1	16	16.0	16	0	—	—	—	—	—
CIN. TOTALS		4-0	0	0	0	0-0	0	0	0-0	0	0	—	—	0	—	—	—	—	—
CAREER		5-1	3	3	6	0-0	1	0	0-0	1	16	16.0	16	0	—	—	—	—	—

RUSHING

YEAR	TEAM	ATT	YDS	AVG	LG	TD
2016	Miami	1	3	3.0	3	0
CAREER		1	3	3.0	3	0

YEAR	TEAM	SPECIAL TEAMS									KICKOFF RETURNS						PUNT RETURNS					
		ST	AT	TT	FF	FR-YDS	BP	BFG	BXP		NO	YDS	AVG	FC	LG	TD	NO	YDS	AVG	FC	LG	TD
2021	Cincinnati	3	0	3	0	0-0	0	0	0		—	—	—	—	—	—	—	—	—	—	—	—
CAREER		3	0	3	0	0-0	0	0	0		—	—	—	—	—	—	—	—	—	—	—	—

* NOTE: Thomas was on the practice squad for 16 regular-season games and three postseason games with San Francisco in 2012. In 2013 with San Francisco, he was on the practice squad for 13 regular-season games.

2021 REGULAR-SEASON GAME-BY-GAME

		DEFENSE								INTERCEPTIONS					
DATE	OPPONENT	ST	AT	TT	SKS-YDS	INT-YDS	PD	FF	FR-YDS	NO	YDS	AVG	LG	TD	
9-12	MINNESOTA				NOT WITH AN NFL TEAM						NOT WITH AN NFL TEAM				
9-19	at Chicago				NOT WITH AN NFL TEAM						NOT WITH AN NFL TEAM				
9-26	at Pittsburgh				NOT WITH AN NFL TEAM						NOT WITH AN NFL TEAM				
9-30	JACKSONVILLE				NOT WITH AN NFL TEAM						NOT WITH AN NFL TEAM				
10-10	GREEN BAY				PRACTICE SQUAD						PRACTICE SQUAD				
10-17	at Detroit				PRACTICE SQUAD						PRACTICE SQUAD				
10-24	at Baltimore				PRACTICE SQUAD						PRACTICE SQUAD				
10-31	at N.Y. Jets				PRACTICE SQUAD						PRACTICE SQUAD				
11-7	CLEVELAND				PRACTICE SQUAD						PRACTICE SQUAD				
11-14	— BYE —														
11-21	at Las Vegas	0	0	0	0-0	0-0	0	0	0-0	—	—	—	—	—	—
11-28	PITTSBURGH	2	0	2	0-0	0-0	1	0	0-0	—	—	—	—	—	—
12-5	L.A. CHARGERS	0	0	0	0-0	0-0	0	0	0-0	—	—	—	—	—	—
12-12	SAN FRANCISCO	0	0	0	0-0	0-0	0	0	0-0	—	—	—	—	—	—
12-19	at Denver	0	0	0	0-0	0-0	0	0	0-0	—	—	—	—	—	—
12-26	BALTIMORE	0	1	1	0-0	0-0	0	0	0-0	—	—	—	—	—	—
1-2	KANSAS CITY	1	0	1	0-0	0-0	0	0	0-0	—	—	—	—	—	—
1-9	at Cleveland	4	4	8	0-0	0-0	0	0	0-0	—	—	—	—	—	—
TOTALS		7	5	12	0-0	0-0	1	0	0-0	—	—	—	—	—	—
		SPECIAL TEAMS								KICKOFF RETURNS					
DATE	OPPONENT	ST	AT	TT	FF	FR-YDS	BP	BFG	BXP	NO	YDS	AVG	FC	LG	TD
9-12	MINNESOTA					NOT WITH AN NFL TEAM					NOT WITH AN NFL TEAM				
9-19	at Chicago					NOT WITH AN NFL TEAM					NOT WITH AN NFL TEAM				
9-26	at Pittsburgh					NOT WITH AN NFL TEAM					NOT WITH AN NFL TEAM				
9-30	JACKSONVILLE					NOT WITH AN NFL TEAM					NOT WITH AN NFL TEAM				
10-10	GREEN BAY					PRACTICE SQUAD					PRACTICE SQUAD				
10-17	at Detroit					PRACTICE SQUAD					PRACTICE SQUAD				
10-24	at Baltimore					PRACTICE SQUAD					PRACTICE SQUAD				
10-31	at N.Y. Jets					PRACTICE SQUAD					PRACTICE SQUAD				
11-7	CLEVELAND					PRACTICE SQUAD					PRACTICE SQUAD				
11-14	— BYE —														
11-21	at Las Vegas	1	1	2	0	0-0	0	0	0	—	—	—	—	—	—
11-28	PITTSBURGH	0	1	1	0	0-0	0	0	0	—	—	—	—	—	—
12-5	L.A. CHARGERS	0	1	1	0	0-0	0	0	0	—	—	—	—	—	—
12-12	SAN FRANCISCO	0	0	0	0	0-0	0	0	0	—	—	—	—	—	—
12-19	at Denver	0	0	0	0	0-0	0	0	0	—	—	—	—	—	—
12-26	BALTIMORE	0	0	0	0	0-0	0	0	0	—	—	—	—	—	—
1-2	KANSAS CITY	1	1	2	0	0-0	0	0	0	—	—	—	—	—	—
1-9	at Cleveland	0	0	0	0	0-0	0	0	0	—	—	—	—	—	—
TOTALS		2	4	6	0	0-0	0	0	0	—	—	—	—	—	—



THOMAS, MIKE D.

WR #80**Height:** 6-1**Weight:** 197**College:** Southern Mississippi**Experience:** 7th-year player in 2022**2021 games-starts:** 12-1**Career games-starts:** 66-2**Born:** 8-16-94**Hometown:** Chicago, Ill.**Acquired:** UFA(LARams)'20

A 2020 unrestricted free agent signee, Thomas was a rotational WR and special teamer during Cincinnati's run to Super Bowl LVI ... Played in 12 regular-season games (one start) and all four postseason games in 2021 ... Five catches for 52 yards on offense during the 2021 regular season, and three tackles and a FF on special teams ... Spent his first four NFL seasons with the L.A. Rams, where in 2017 his assistant WRs coach was Zac Taylor ... Originally a sixth-round draft pick of the Rams in 2016 ... Enters 2022 with 62 career games played (two starts), and 28 catches for 328 yards and a TD ... Also has KOR experience (all with the Rams), with 10 career returns for 195 yards ... Listed on Cincinnati's roster as Mike D. Thomas to differentiate from Bengals S Michael J. Thomas.

Career transactions: Selected by L.A. Rams in sixth round of 2016 NFL Draft (206th overall) ... Signed with Rams on 6-10-16 ... Rams contract expired on 3-18-20; became unrestricted free agent ... Signed as unrestricted free agent with Cincinnati on 3-24-20 ... Bengals contract expired on 3-17-21; became unrestricted free agent ... Re-signed with Bengals as unrestricted free agent on 3-26-21 ... Contract terminated by Bengals on 9-1-21 ... Re-signed with Bengals on 9-1-21 ... Bengals contract expired on 3-16-22; became unrestricted free agent ... Re-signed with Bengals as unrestricted free agent on 3-18-22.

Pro career: 2016—Played in 15 games as a rookie for the Rams ... Inactive Dec. 24 vs. San Francisco ... Caught three passes for 37 yards ... Also had six tackles and a FF on special teams, along with nine kickoff returns for 180 yards ... Returned career-high six kickoffs for 118 yards, including career-long 41-yarder ... Caught first career pass (16 yards from Jared Goff) on Dec. 11 vs. Atlanta. 2017—Played in eight games (one start) for the Rams ... Spent first four games on Reserve/Suspended by Commissioner list for violating the NFL policy on performance enhancing substances ... Spent Game 5 on roster exemption, and was inactive for Games 7-9 ... Totaled five catches for 93 yards ... Had a tackle and a blocked punt on special teams, along with one kickoff return ... On Dec. 10 vs. Philadelphia, blocked a Donnie Jones punt, which was scooped up by the Rams' Blake Countess and returned 16 yards for a TD ... Made first

career start on Dec. 31 vs. San Francisco, and notched three receptions for a career-high 75 yards, and had a career long 50-yard catch ... Inactive for Wild Card Playoff vs. Atlanta. 2018—Played in one game (no statistics) for the Rams ... Saw action in Game 1, inactive for Game 2, then placed on Reserve/Injured prior to Game 3 (Sept. 18). 2019—Played in all 16 games for the Rams, and caught two passes for 14 yards ... Recorded two tackles on special teams, along with one punt return for three yards. 2020—Played in 14 games (no starts) for Bengals ... Inactive for Games 10-11 (hamstring) ... Saw action on 21.3 percent of offensive snaps, and totaled 13 catches for 132 yards and a TD, along with one rush for one yard ... Also had one special teams tackle ... Caught four passes for 31 yards on Sept. 17 at Cleveland, and scored first career TD on a four-yard pass from Joe Burrow in the fourth quarter ... Caught two passes for season-high 54 yards on Oct. 25 vs. Cleveland. 2021—Played in 12 regular-season games (one start) and all four postseason games for Cincinnati, as Bengals won AFC Championship and advanced to Super Bowl LVI ... Saw action on 142 offensive snaps during the regular season and caught five passes for 52 yards ... Saw 117 snaps on special teams during regular season and had three tackles and a FF ... Started at WR as an injury replacement on Sept. 30 vs. Jacksonville (no statistics) ... Had one catch for 17 yards during postseason, and added three tackles on special teams (tied for second on team) ... Played in Super Bowl LVI vs. L.A. Rams and had one catch for 17 yards along with two special teams tackles.

College: Spent two seasons (2014-15) at Southern Mississippi, after beginning his career at College of Dupage ('12) outside Chicago and Dodge City Community College ('13) in Kansas ... As a senior at Southern Miss, hauled in 71 catches for school-record 1391 yards and 14 TDs ... Had eight 100-yard receiving games as a senior, and caught a TD in each of his final 10 games.

High school/personal: Hometown is Chicago, Ill. ... Attended DuSable High School on the south side of Chicago, where he scored a 29 combined TDs as a junior and senior ... Interdisciplinary Studies major at Southern Mississippi.

MIKE D. THOMAS' STATISTICS

YEAR	TEAM	G-S	RECEIVING					RUSHING					SCORING					
			NO	YDS	AVG	LG	TD	ATT	YDS	AVG	LG	TD	TD	TD-R	TD-P	TD-Rt	2-PtC	PTS
2016	L.A. Rams	15-0	3	37	12.3	16	0	0	0	—	—	0	0	0	0	0	0	0
2017	L.A. Rams	8-1	5	93	18.6	50	0	0	0	—	—	0	0	0	0	0	0	0
2018	L.A. Rams	1-0	0	0	—	—	0	0	0	—	—	0	0	0	0	0	0	0
2019	L.A. Rams	16-0	2	14	7.0	9	0	0	0	—	—	0	0	0	0	0	0	0
2020	Cincinnati	14-0	13	132	10.2	29	1	1	1	1.0	1	0	1	0	1	0	0	6
2021	Cincinnati	12-1	5	52	10.4	19	0	0	0	—	—	0	0	0	0	0	0	0
LARams TOTALS			10	144	14.4	50	0	0	0	—	—	0	0	0	0	0	0	0
CIN. TOTALS			18	184	10.2	29	1	1	1	1.0	1	0	1	0	1	0	0	6
CAREER			28	328	11.7	50	1	1	1	1.0	1	0	1	0	1	0	0	6

YEAR	TEAM	SPECIAL TEAMS								KICKOFF RETURNS						PUNT RETURNS					
		ST	AT	TT	FF	FR-YDS	BP	BFG	BXP	NO	YDS	AVG	FC	LG	TD	NO	YDS	AVG	FC	LG	TD
2016	L.A. Rams	6	0	6	1	0-0	0	0	0	9	180	20.0	0	41	0	0	0	—	0	—	0
2017	L.A. Rams	1	0	1	0	0-0	1	0	0	1	15	15.0	0	15	0	0	0	—	0	—	0
2019	L.A. Rams	2	0	2	0	0-0	0	0	0	0	0	—	0	—	0	1	3	3.0	0	3	0
2020	Cincinnati	1	0	1	0	0-0	0	0	0	0	0	—	0	—	0	0	0	—	0	—	0
2021	Cincinnati	2	1	3	1	0-0	0	0	0	0	0	—	0	—	0	0	0	—	0	—	0
LARams TOTALS		9	0	9	1	0-0	1	0	0	10	195	19.5	0	41	0	1	3	3.0	0	3	0
CIN. TOTALS		3	1	4	1	0-0	0	0	0	0	0	—	0	—	0	0	0	—	0	—	0
CAREER		12	1	13	2	0-0	1	0	0	10	195	19.5	0	41	0	1	3	3.0	0	3	0

RECEIVING SINGLE-GAME HIGHS: RECEPTIONS—4 (for Cincinnati; 9-17-20 at Cleveland). YARDS—75 (for L.A. Rams; 12-31-17 vs. San Francisco). LONG—50 (for L.A. Rams; 12-31-17 vs. San Francisco). TOUCHDOWNS—1 (for Cincinnati; 9-17-20 at Cleveland).

KICKOFF RETURN SINGLE-GAME HIGHS: RETURNS—6 (for L.A. Rams; 12-11-16 vs. Atlanta). YARDS—118 (for L.A. Rams; 12-11-16 vs. Atlanta). LONG—41 (for L.A. Rams; 12-11-16 vs. Atlanta). TOUCHDOWNS—(none).

POSTSEASON

			RECEIVING					RUSHING					SCORING									
YEAR	TEAM	G-S	NO	YDS	AVG	LG	TD	ATT	YDS	AVG	LG	TD	TD	TD-R	TD-P	TD-Rt	2-PtC	PTS				
2017	L.A. Rams	0-0	DID NOT PLAY*					DID NOT PLAY*					DID NOT PLAY*									
2018	L.A. Rams	0-0	DID NOT PLAY*					DID NOT PLAY*					DID NOT PLAY*									
2021	Cincinnati	4-0	1	17	17.0	17	0	—	—	—	—	—	—	—	—	—	—	—				
LARams TOTALS		0-0	0	0	—	—	0	—	—	—	—	—	—	—	—	—	—	—				
CIN. TOTALS		4-0	1	17	17.0	17	0	—	—	—	—	—	—	—	—	—	—	—				
CAREER		4-0	1	17	17.0	17	0	—	—	—	—	—	—	—	—	—	—	—				
			SPECIAL TEAMS							KICKOFF RETURNS						PUNT RETURNS						
YEAR	TEAM		ST	AT	TT	FF	FR-YDS	BP	BFG	BXP	NO	YDS	AVG	FC	LG	TD	NO	YDS	AVG	FC	LG	TD
2021	Cincinnati		2	1	3	0	0-0	0	0	0	—	—	—	—	—	—	—	—	—	—	—	—
CAREER			2	1	3	0	0-0	0	0	0	—	—	—	—	—	—	—	—	—	—	—	—

* NOTE: Thomas was inactive for one postseason game with the L.A. Rams in 2017. In 2018, he was on the Reserve/Injured list for three postseason games with the L.A. Rams.

2021 REGULAR-SEASON GAME-BY-GAME

		RECEIVING					RUSHING				
DATE	OPPONENT	NO	YDS	AVG	LG	TD	ATT	YDS	AVG	LG	TD
9-12	MINNESOTA	1	5	5.0	5	0	—	—	—	—	—
9-19	at Chicago	0	0	—	—	0	—	—	—	—	—
9-26	at Pittsburgh	1	19	19.0	19	0	—	—	—	—	—
9-30	JACKSONVILLE	1	0	0.0	0	0	—	—	—	—	—
10-10	GREEN BAY			INACTIVE					INACTIVE		
10-17	at Detroit			INACTIVE					INACTIVE		
10-24	at Baltimore			INACTIVE					INACTIVE		
10-31	at N.Y. Jets	0	0	—	—	0	—	—	—	—	—
11-7	CLEVELAND	1	16	16.0	16	0	—	—	—	—	—
11-14	— BYE —										
11-21	at Las Vegas	1	12	12.0	12	0	—	—	—	—	—
11-28	PITTSBURGH	0	0	—	—	0	—	—	—	—	—
12-5	L.A. CHARGERS			INACTIVE					INACTIVE		
12-12	SAN FRANCISCO	0	0	—	—	0	—	—	—	—	—
12-19	at Denver	0	0	—	—	0	—	—	—	—	—
12-26	BALTIMORE			RESERVE / COVID-19					RESERVE / COVID-19		
1-2	KANSAS CITY	0	0	—	—	0	—	—	—	—	—
1-9	at Cleveland	0	0	—	—	0	—	—	—	—	—
TOTALS		5	52	10.4	19	0	—	—	—	—	—

		SPECIAL TEAMS								KICKOFF RETURNS						PUNT RETURNS					
DATE	OPPONENT	ST	AT	TT	FF	FR-YDS	BP	BFG	BXP	NO	YDS	AVG	FC	LG	TD	NO	YDS	AVG	FC	LG	TD
9-12	MINNESOTA	0	0	0	0	0-0	0	0	0	—	—	—	—	—	—	—	—	—	—	—	—
9-19	at Chicago	0	0	0	0	0-0	0	0	0	—	—	—	—	—	—	—	—	—	—	—	—
9-26	at Pittsburgh	0	0	0	0	0-0	0	0	0	—	—	—	—	—	—	—	—	—	—	—	—
9-30	JACKSONVILLE	0	0	0	0	0-0	0	0	0	—	—	—	—	—	—	—	—	—	—	—	—
10-10	GREEN BAY					INACTIVE						INACTIVE						INACTIVE			
10-17	at Detroit					INACTIVE						INACTIVE						INACTIVE			
10-24	at Baltimore					INACTIVE						INACTIVE						INACTIVE			
10-31	at N.Y. Jets	0	0	0	0	0-0	0	0	0	—	—	—	—	—	—	—	—	—	—	—	—
11-7	CLEVELAND	0	1	1	0	0-0	0	0	0	—	—	—	—	—	—	—	—	—	—	—	—
11-14	— BYE —																				
11-21	at Las Vegas	0	0	0	0	0-0	0	0	0	—	—	—	—	—	—	—	—	—	—	—	—
11-28	PITTSBURGH	1	0	1	0	0-0	0	0	0	—	—	—	—	—	—	—	—	—	—	—	—
12-5	L.A. CHARGERS					INACTIVE						INACTIVE						INACTIVE			
12-12	SAN FRANCISCO	0	0	0	0	0-0	0	0	0	—	—	—	—	—	—	—	—	—	—	—	—
12-19	at Denver	0	0	0	0	0-0	0	0	0	—	—	—	—	—	—	—	—	—	—	—	—
12-26	BALTIMORE					RESERVE / COVID-19						RESERVE / COVID-19						RESERVE / COVID-19			
1-2	KANSAS CITY	0	0	0	0	0-0	0	0	0	—	—	—	—	—	—	—	—	—	—	—	—
1-9	at Cleveland	1	0	1	1	0-0	0	0	0	—	—	—	—	—	—	—	—	—	—	—	—
TOTALS		2	1	3	1	0-0	0	0	0	—	—	—	—	—	—	—	—	—	—	—	—



TISDALE, TARIQIOUS

DT/DE #97

Height: 6-5
Weight: 285
College: Mississippi
Experience: Rookie in 2022

2021 games-starts: 0-0
Career games-starts: 0-0
Born: 4-4-98
Hometown: Lexington, Tenn.
Acquired: CFA'22

A college free agent signee, Tisdale brings versatility and depth to the Bengals defensive line ... A 6-5, 285-pound athlete with a basketball background who can line up at DT or at DE ... Played one season (2017) at junior college powerhouse Northwest Mississippi Community College, before transferring to Mississippi ... Spent four years at Ole Miss (2018-21) ... Battled injuries over his final two seasons, appearing in 11 games in that span ... Saw action in 35 career games, totaling 88 tackles, nine TFLs and three sacks.

Career transactions: Signed with Cincinnati as college free agent on 5-13-22.

College highlights: Spent four seasons (2018-21) at Mississippi ... Played in 35 games, with six starts ... Registered 88 tackles (33 solo), nine TFLs and three sacks ... Transferred after one season (2017) at Northwest Mississippi Community College. **2021**—Played in five games, totaling eight tackles and one TFL. **2020**—Played in six games with four starts on the defensive line ... Had 19

tackles (seven solo), with 1.5 TFLs ... Logged six tackles on Oct. 3 at Kentucky. **2019**—Appeared in all 12 games, recording 28 tackles (14 solo), 3.5 TFLs and two sacks ... Also saw time on special teams units ... Had six tackles and a sack on Sept. 21 vs. Cal. **2018**—Played in all 12 games with two starts on the defensive line ... Tallied 33 tackles (12 solo), three TFLs and one sack ... Played both DE and DT ... Logged six tackles, with 1.5 for losses, on Oct. 6 vs. Louisiana Monroe. **2017**—Played in 11 games with five starts at Northwest Mississippi CC ... Recorded 31 tackles, 11 TFLs and five sacks.

High school: Attended Lexington High School in Lexington, Tenn. ... Named Class 4A Region 7 Defensive Lineman of the Year ... Also competed in basketball.

Personal: Hometown is Lexington, Tenn. ... Multi-disciplinary studies major at Ole Miss ... First name is pronounced "tah-REE-kuss" and last name is pronounced "TIZZ-dale."



TUPOU, JOSH

DT #68**Height:** 6-3**Weight:** 340**College:** Colorado**Experience:** 5th-year player in 2022**2021 games-starts:** 17-9**Career games-starts:** 40-16**Born:** 5-2-94**Hometown:** Long Beach, Calif.**Acquired:** CFA'17

At 6-3, 345 pounds, Tupou has been a reliable run-stuffing DT since joining the Bengals as a college free agent in 2017 ... Played in all 17 regular-season games (nine starts) in 2021, seeing action on 36.5 percent of defensive snaps, and had 12 tackles ... Right knee injury suffered in 2021 regular-season finale limited him to five snaps in first three playoff games, but he returned to regular action in Super Bowl LVI ... Spent rookie season (2017) on back end of roster/practice squad, pectoral injury limited him to six games in '18, then carved out a regular role on defense in '19 and played in every game ... Opted out of 2020 season due to COVID-19.

Career transactions: Signed with Cincinnati as college free agent on 5-5-17 ... Waived by Bengals on 9-2-17 ... Signed to Bengals practice squad on 9-3-17 ... Signed to Bengals roster on 11-11-17 ... Waived by Bengals on 11-21-17 ... Signed to Bengals practice squad on 11-22-17 ... Signed to Bengals roster on 12-6-17 ... Received tender offer from Bengals on 3-8-19 ... Bengals contract expired on 3-13-19; became exclusive rights player ... Re-signed with Bengals as exclusive rights player on 3-21-19 ... Received tender offer from Bengals on 3-16-20 ... Bengals contract expired on 3-18-20; became restricted free agent ... Re-signed with Bengals as restricted free agent on 5-1-20 ... Bengals contract expired on 3-16-22; became unrestricted free agent ... Re-signed with Bengals as unrestricted free agent on 3-17-22.

Pro career: **2017**—Played in one game ... Was on Cincinnati's practice squad for Games 1-8, 11 and 12 ... Inactive for Games 10, 13-16 (coaches' decisions) ... Played 19 snaps on defense on Nov. 12 at Tennessee (no statistics). **2018**—Played in six games, and totaled nine tackles ... Inactive Games 1-2, 5 and 7 ... Had a season-high five tackles on Nov. 11 vs. New Orleans ... Placed on Reserved/Injured list on Nov. 22 with pectoral injury. **2019**—Played in all 16 games (seven starts) ... Saw action on 43.6 percent (446 of 1070) of defensive snaps on the season ... Totaled 27 tackles and a FF ... Recorded season-high seven tackles on Nov. 17 at Oakland, and forced a fumble (Bengals recovered) on Raiders RB Josh Jacobs inside the red zone in the first quarter ... Had just one tackle in season finale vs. Cleveland, but was

part of defensive effort that held Browns RB Nick Chubb, who entered the game as the NFL's leading rusher (5.0 yards per carry, 99.6 yards per game), to just a 3.2-yard average and 41 total rushing yards. **2020**—Did not play ... Placed on Reserve/Opt-Out list on Aug. 3. **2021**—Played in 17 regular-season games (nine starts) and two postseason games (one start) for Cincinnati, as Bengals won AFC Championship and advanced to Super Bowl LVI ... Saw action on 36.5 percent (410 of 1124) defensive snaps during regular season, and had 12 tackles ... Helped Cincinnati rank fifth leaguewide in rushing defense (102.5 yards per game) during the regular season ... Posted season-high three tackles on Oct. 10 vs. Green Bay ... Suffered right knee injury in season finale at Cleveland, which caused him to miss the next week's Wild Card Playoff at Tennessee and the AFC Championship at Kansas City ... Started as a second DT in Divisional Playoff at Tennessee, but knee injury limited him to just five snaps (no statistics) ... Played 30 percent (21 of 69) of defensive snaps in Super Bowl LVI vs. L.A. Rams, and while he didn't record statistics he helped defense limit Rams to just 1.9 yards per rushing attempt.

College: Played four seasons (2012-14 and '16) at Colorado, with a redshirt year in '15 ... Played in 46 career games, with 45 starts ... Started all 14 games as a fifth-year senior in 2016 and helped Colorado field one of college football's top defenses (ranked No. 13 nationally, giving up just 323.8 yards per game) ... Totaled 49 tackles, including seven TFLs, with 1.5 sacks.

High school/personal: Hometown is Long Beach, Calif. (Greater Los Angeles) ... Graduated from Buena Park High School, where as a senior he totaled 78 tackles, with five sacks and four FFs ... Played both G and DT at Buena Park ... Communications major at Colorado ... Uncle, Viliani Maumau, played at Colorado from 1994-97 and in the NFL with the Denver Broncos ... Last name is pronounced "TEW-po."

NOTE ABOUT NFL EXPERIENCE: Tupou did not earn an accrued year of experience toward NFL free agency in 2020.

JOSH TUPOU'S STATISTICS

YEAR	TEAM	G-S	DEFENSE						INTERCEPTIONS						SCORING				
			ST	AT	TT	SKS-YDS	PD	FF	FR-YDS	NO	YDS	AVG	LG	TD	TD	TD-IntRt	TD-FRRt	S	PTS
2017	Cincinnati	1-0	0	0	0	0-0	0	0	0-0	—	—	—	—	—	—	—	—	—	—
2018	Cincinnati	6-0	6	3	9	0-0	0	0	0-0	—	—	—	—	—	—	—	—	—	—
2019	Cincinnati	16-7	14	13	27	0-0	0	1	0-0	—	—	—	—	—	—	—	—	—	—
2020	Cincinnati	0-0	DID NOT PLAY*						DID NOT PLAY*						DID NOT PLAY*				
2021	Cincinnati	17-9	3	9	12	0-0	0	0	0-0	—	—	—	—	—	—	—	—	—	—
CAREER		40-16	23	25	48	0-0	0	1	0-0	—	—	—	—	—	—	—	—	—	—

POSTSEASON

YEAR	TEAM	G-S	DEFENSE						INTERCEPTIONS						SCORING				
			ST	AT	TT	SKS-YDS	PD	FF	FR-YDS	NO	YDS	AVG	LG	TD	TD	TD-IntRt	TD-FRRt	S	PTS
2021	Cincinnati	2-1	0	0	0	0-0	0	0	0-0	—	—	—	—	—	—	—	—	—	—
CAREER		2-1	0	0	0	0-0	0	0	0-0	—	—	—	—	—	—	—	—	—	—

* NOTE: Tupou was on the Reserve/Opt-Out list for 16 regular-season games in 2020.

2021 REGULAR-SEASON GAME-BY-GAME

DATE	OPPONENT	DEFENSE								INTERCEPTIONS				
		ST	AT	TT	SKS-YDS	INT-YDS	PD	FF	FR-YDS	NO	YDS	AVG	LG	TD
9-12	MINNESOTA	0	0	0	0-0	0-0	0	0	0-0	—	—	—	—	—
9-19	at Chicago	0	1	1	0-0	0-0	0	0	0-0	—	—	—	—	—
9-26	at Pittsburgh	1	0	1	0-0	0-0	0	0	0-0	—	—	—	—	—
9-30	JACKSONVILLE	0	0	0	0-0	0-0	0	0	0-0	—	—	—	—	—
10-10	GREEN BAY	0	3	3	0-0	0-0	0	0	0-0	—	—	—	—	—
10-17	at Detroit	1	0	1	0-0	0-0	0	0	0-0	—	—	—	—	—
10-24	at Baltimore	0	0	0	0-0	0-0	0	0	0-0	—	—	—	—	—
10-31	at N.Y. Jets	0	1	1	0-0	0-0	0	0	0-0	—	—	—	—	—
11-7	CLEVELAND	0	1	1	0-0	0-0	0	0	0-0	—	—	—	—	—
11-14	— BYE —													
11-21	at Las Vegas	0	0	0	0-0	0-0	0	0	0-0	—	—	—	—	—
11-28	PITTSBURGH	0	0	0	0-0	0-0	0	0	0-0	—	—	—	—	—
12-5	L.A. CHARGERS	0	1	1	0-0	0-0	0	0	0-0	—	—	—	—	—
12-12	SAN FRANCISCO	1	0	1	0-0	0-0	0	0	0-0	—	—	—	—	—
12-19	at Denver	0	2	2	0-0	0-0	0	0	0-0	—	—	—	—	—
12-26	BALTIMORE	0	0	0	0-0	0-0	0	0	0-0	—	—	—	—	—
1-2	KANSAS CITY	0	0	0	0-0	0-0	0	0	0-0	—	—	—	—	—
1-9	at Cleveland	0	0	0	0-0	0-0	0	0	0-0	—	—	—	—	—
TOTALS		3	9	12	0-0	0-0	0	0	0-0	—	—	—	—	—



VOLSON, CORDELL

G/OT #67

Height: 6-6
Weight: 315
College: North Dakota State
Experience: Rookie in 2022

2021 games-starts: 0-0
Career games-starts: 0-0
Born: 7-20-98
Hometown: Balfour, N.D.
Acquired: D4'22

A fourth-round pick of the Bengals in 2022, Volson looks to carry his success at the collegiate level to the NFL, where he joins a revamped Cincinnati offensive line ... Spent six years (2016-21) at North Dakota State, including a redshirt season in '16 ... Used as a Swiss Army Knife at NDSU, playing all four G and OT positions throughout his career ... Will have opportunity to compete for a spot at multiple places on the o-line, according to Bengals coaches ... A three-time FCS All-American and four-time FCS national champion (2017, '18, '19, '21).

Career transactions: Selected by Cincinnati in fourth round of 2022 NFL Draft (136th overall) ... Signed with Bengals on 6-14-22.

OL coach/run game coord. Frank Pollack says: "The toughness he plays with, the power he plays with, the strength he plays with — I think he'll have no problem going inside. There are a lot of guys that play tackle that I don't think can play inside. It was kind of fun watching North Dakota State in their pro-style offense. You see a lot of what we're going to ask him to do."

College highlights: Spent six years (2016-21) at North Dakota State, including a redshirt season in '16 ... Used extra year of eligibility granted due to COVID-19 pandemic ... Played in a school-record 65 games, starting 41 consecutive contests over final three seasons ... Helped NDSU win four FCS national championships (2017, '18, '19, 21) ... Spent time at all four G and OT positions, but primarily lined up as a ROT. **2021**—Started all 15 games at ROT ... Played 623 regular-season snaps with zero sacks or TFLs allowed ... Blocked for

a run game that led the FCS in yards per carry (6.21) and ranked second in rushing yards per game (280.6) ... First-team FCS All-America and All-Missouri Valley Football Conference selection. **2020**—Started all 10 games along the offensive line ... Allowed zero sacks and committed just one penalty ... Played 403 of team's 411 offensive snaps ... First-team FCS All-America and first-team all-conference choice. **2019**—Started all 16 games at ROT ... Helped NDSU rush for school-record 4601 yards, averaging 287.6 per game (fourth in FCS) ... Second-team FCS All-America selection. **2018**—Played in all 15 games, appearing regularly on the o-line and as a member of the PAT and FG units ... Part of special teams units that did not allow a blocked kick all season. **2017**—Played in nine games as a redshirt freshman ... Helped NDSU average 272.2 rushing yards per game.

High school: Attended Drake High School in Drake, N.D. ... Played OL and DL, as well as TE, LB, P and K ... Totaled 239 tackles, 28 sacks, five FFs and six FRs in his career ... Also blocked 14 punts and had one INT ... Two-time all-state selection ... An all-district performer in basketball, he averaged 21 points and 15 rebounds as a senior.

Personal: Hometown is Balfour, N.D. ... Graduated from North Dakota State with a degree in general agriculture in 2020 ... Cordell's older brother is Tanner Volson, who played C at North Dakota State and signed with L.A. Chargers as a college free agent in 2019 ... Tanner later spent time on the N.Y. Giants practice squad ... First name is pronounced "kor-DELL" and last name is pronounced "VOLL-son."



WASHINGTON, SCOTTY

TE #82

Height: 6-5
Weight: 247
College: Wake Forest
Experience: 1st-year player in 2022

2021 games-starts: 0-0
Career games-starts: 0-0
Born: 7-26-97
Hometown: Washington, D.C.
Acquired: FA'21

A 2020 college free agent signee out of Wake Forest, Washington originally was listed at WR but now has moved to TE ... Spent 2021 training camp at WR for Bengals before being waived during final cuts, then was brought back to the practice squad as a TE on Dec. 28 ... Has not yet seen game action in the NFL ... Touted by scouts for his size (6-5, 247), body control and ball skills ... College production was limited by injuries in three of his four seasons, but when healthy he proved to be a reliable target ... Finished college career with 110 catches, 1676 receiving yards and 13 TDs.

Career transactions: Signed with Cincinnati as college free agent on 4-27-20 ... Waived by Bengals on 9-5-20 ... Signed to Bengals practice squad on 9-6-20 ... Signed to Bengals roster on 1-4-21 ... Waived by Bengals on 8-31-21 ... Signed to Bengals practice squad on 12-28-21 ... Signed to Bengals roster on 2-15-22.

Pro career: 2020—Spent entire rookie season on Bengals' practice squad, and did not see game action ... Listed at WR. **2021**—Did not play ...

Spent preseason with Bengals and was listed at WR, then was waived at final cuts ... Signed to Bengals' practice squad as a TE on Dec. 28, and remained there for rest of regular season and all four playoff games, including Super Bowl LVI.

College: Spent five years (2015-19) at Wake Forest, with a redshirt season in '15 ... Played in 43 career games (25 starts), and totaled 110 catches for 1676 yards and 13 TDs ... Posted five career 100-yard receiving games.

High school/personal: Hometown is Washington, D.C. ... Attended St. John's College High School in D.C., where as a senior he caught 19 passes for 422 yards and two TDs ... His father, Tony, played college basketball at St. Francis (Pa.) University ... Communication major at Wake Forest.

NOTE ABOUT NFL EXPERIENCE: Washington did not earn an accrued year of experience toward NFL free agency in 2020 or '21.

SCOTTY WASHINGTON'S STATISTICS

YEAR	TEAM	G-S	RECEIVING					RUSHING					SCORING					
			NO	YDS	AVG	LG	TD	ATT	YDS	AVG	LG	TD	TD	TD-R	TD-P	TD-Rt	2-PtC	PTS
2020	Cincinnati	0-0	DID NOT PLAY*					DID NOT PLAY*					DID NOT PLAY*					
2021	Cincinnati	0-0	DID NOT PLAY*					DID NOT PLAY*					DID NOT PLAY*					
CAREER		0-0	0	0	—	—	0	—	—	—	—	—	—	—	—	—	—	—

POSTSEASON

YEAR	TEAM	G-S	RECEIVING					RUSHING					SCORING					
			NO	YDS	AVG	LG	TD	ATT	YDS	AVG	LG	TD	TD	TD-R	TD-P	TD-Rt	2-PtC	PTS
2021	Cincinnati	0-0	DID NOT PLAY*					DID NOT PLAY*					DID NOT PLAY*					
CAREER		0-0	0	0	—	—	0	—	—	—	—	—	—	—	—	—	—	—

* NOTE: Washington was on the practice squad for 16 regular-season games with Cincinnati in 2020. In 2021 with Cincinnati, he was on the Reserve/COVID-19 list for one regular-season game, and on the practice squad for one regular-season game and four postseason games.



WELLS, CARSON

LB #53

Height: 6-3
Weight: 245
College: Colorado
Experience: Rookie in 2022

2021 games-starts: 0-0
Career games-starts: 0-0
Born: 2-20-99
Hometown: Bushnell, Fla.
Acquired: CFA'22

Signed as college free agent in May and looks to carve out a roster spot among a talented Bengals LB group ... Spent five years (2017-21) at Colorado, including a redshirt season in '17 ... A two-time All-Pac 12 honoree, he played in 39 career games with 34 starts at OLB, including a streak of 27 consecutive starts over final three seasons ... Showcased a strong pass rushing ability, with 15.5 sacks over his career ... Logged 187 tackles and grabbed three INTs.

Career transactions: Signed with Cincinnati as college free agent on 5-13-22.

College highlights: Spent five years (2017-21) at Colorado, including a redshirt season in '17 ... Played in 39 games with 34 starts, totaling 187 tackles (130 solo), 38 TFLs, 15.5 sacks, one FF, three INTs and 15 PDs. ... Ranks eighth in program history in TFLs. **2021**—Started all 12 games at OLB, registering 62 tackles (44 solo), 15 TFLs, 5.5 sacks, one FF, one INT and four PDs ... Earned second-team All-Pac 12 honors. **2020**—Started all six games,

totaling 34 tackles (26 solo), 14 TFLs, 4.5 sacks, one INT and six PDs ... First-team All-Pac 12 selection ... Recipient of the Dave Jones Award as CU's Defensive MVP ... Had a career-high 12 tackles with 1.5 sacks at Arizona. **2019**—Played in all 12 games, starting 10 ... Recorded 57 tackles (36 solo), three TFLs, one sack, one INT and four PDs ... All-Pac 12 honorable mention ... Had 10 tackles (nine solo) vs. Arizona. **2018**—Started six of the 12 games he played in, totaling 34 tackles (24 solo), six TFLs, 4.5 sacks and one PD ... Recorded five tackles and a sack vs. Cal.

High school: Attended South Sumter High School in Bushnell, Fla. ... Earned first-team all-state honors as a junior and senior ... As a senior, logged 96 tackles, 18 TFLs, seven sacks and two INTs ... Also competed in basketball and track & field.

Personal: Hometown is Bushnell, Fla. ... Graduated from Colorado with degrees in both accounting and finance in Spring of 2021.



WILCOX, MITCHELL

TE #84

Height: 6-4
Weight: 250
College: South Florida
Experience: 3rd-year player in 2022

2021 games-starts: 15-1
Career games-starts: 15-1
Born: 11-7-96
Hometown: Tarpon Springs, Fla.
Acquired: CFA'20

A 2020 college free agent signee, Wilcox earned a roster spot out of training camp in '21 and spent entire regular season and postseason run to Super Bowl LVI on Bengals' active roster ... Reserve TE who played 84 offensive snaps during regular season, but played 50.5 percent (239 of 473) of special teams snaps, third-highest on team ... Three catches for 16 yards during regular season, along with three special teams tackles ... Three-time all-conference selection at USF who left school with every career and single-season receiving record for tight ends ... Also a regular contributor in run-blocking game at USF, and helped pave way for three 1000-yard rushers (2016-18).

Career transactions: Signed with Cincinnati as college free agent on 4-27-20 ... Waived by Bengals on 9-5-20 ... Signed to Bengals practice squad on 9-6-20 ... Signed to Bengals roster on 1-1-21 ... Received tender offer from Bengals on 3-15-22 ... Bengals contract expired on 3-16-22; became unsigned exclusive rights player ... Re-signed with Bengals as exclusive rights player on 4-8-22.

Pro career: 2020—Did not play as a rookie ... Spent first 15 games on Cincinnati's practice squad, including Games 11-15 as practice squad protected player ... Signed to the active roster prior to season finale, but was inactive.

2021—Played in 15 regular-season games (one start) and all four postseason games for Cincinnati, as Bengals won AFC Championship and advanced to Super Bowl LVI ... Saw 84 snaps on offense during regular season, and caught three passes for 16 yards ... Played 50.5 percent (239 of 473) of special teams snaps during regular season, third-highest on team, and had three tackles ... Saw action on 81 special teams snaps during postseason, second-most on team ... Played in Super Bowl LVI vs. L.A. Rams (no statistics), seeing one snap on offense and 25 on special teams.

College: Spent five years (2015-19) at South Florida, with a redshirt season in '15 ... Played in 49 career games (40 starts), and caught 100 passes for 1326 yards and 11 TDs (all USF records for TEs) ... Also a contributor on special teams, and had eight career ST tackles ... Set single-season USF records for a TE in receptions (43), receiving yards (540) and receiving TDs (five).

High school/personal: Hometown is Tarpon Springs, Fla. (outside Tampa) ... Attended Tarpon Springs High School, where as a senior he posted 21 catches for 347 yards and three TDs, while also adding 61 tackles on defense ... Marketing major at USF.

MITCHELL WILCOX'S STATISTICS

YEAR	TEAM	G-S	RECEIVING					RUSHING					SCORING					
			NO	YDS	AVG	LG	TD	ATT	YDS	AVG	LG	TD	TD	TD-R	TD-P	TD-Rt	2-PtC	PTS
2020	Cincinnati	0-0	DID NOT PLAY*					DID NOT PLAY*					DID NOT PLAY*					
2021	Cincinnati	15-1	3	16	5.3	8	0	—	—	—	—	—	—	—	—	—	—	—
CAREER		15-1	3	16	5.3	8	0	—	—	—	—	—	—	—	—	—	—	—

RECEIVING SINGLE-GAME HIGHS: RECEPTIONS—3 (1-9-22 at Cleveland). YARDS—16 (1-9-22 at Cleveland). LONG—8 (1-9-22 at Cleveland). TOUCHDOWNS—(none).

YEAR	TEAM	SPECIAL TEAMS								KICKOFF RETURNS						PUNT RETURNS					
		ST	AT	TT	FF	FR-YDS	BP	BFG	BXP	NO	YDS	AVG	FC	LG	TD	NO	YDS	AVG	FC	LG	TD
2021	Cincinnati	1	2	3	0	0-0	0	0	0	—	—	—	—	—	—	—	—	—	—	—	—
CAREER		1	2	3	0	0-0	0	0	0	—	—	—	—	—	—	—	—	—	—	—	—

POSTSEASON

YEAR	TEAM	G-S	RECEIVING					RUSHING					SCORING					
			NO	YDS	AVG	LG	TD	ATT	YDS	AVG	LG	TD	TD	TD-R	TD-P	TD-Rt	2-PtC	PTS
2021	Cincinnati	4-0	0	0	—	—	0	—	—	—	—	—	—	—	—	—	—	—
CAREER		4-0	0	0	—	—	0	—	—	—	—	—	—	—	—	—	—	—

* NOTE: Wilcox was on the practice squad for 15 regular-season games and inactive for one regular-season game with Cincinnati in 2020.



WILLIAMS, JONAH

OT #73**Height:** 6-5**Weight:** 312**College:** Alabama**Experience:** 4th-year player in 2022**2021 games-starts:** 16-16**Career games-starts:** 26-26**Born:** 11-17-97**Hometown:** Folsom, Calif.**Acquired:** D1'19

The Bengals' 2019 first-round pick and starting LOT played a team-high 96.0 percent of offensive snaps (1306 of 1360) in regular season and playoffs ... Played all 262 possible snaps in Bengals' postseason run to Super Bowl LVI ... Aided blocking effort for HB Joe Mixon's career-high 1205 rushing yards and 16 total TDs, while also helping Cincinnati rank tied for seventh in scoring offense (27.1 points per game) ... Missed entire rookie season in 2019 due to left shoulder injury suffered in OTAs, then in '20 played 10 games before suffering season-ending right knee injury ... In college at Alabama, started all 44 possible games over three seasons, beginning career at RT before switching to LT for final two seasons ... Helped Crimson Tide to national title appearances in each of his three seasons with program, including national championship in 2017.

Career transactions: Selected by Cincinnati in first round of 2019 NFL Draft (11th overall) ... Signed with Bengals on 5-16-19 ... Bengals exercised team option to extend rookie contract by one year through 2023.

Pro career: 2019—Did not play in preseason or regular season as a rookie ... Suffered left shoulder injury (torn labrum) in OTA practice on May 30, and had surgery in June ... Spent all 16 games on Reserve/Physically Unable to Perform list ... Returned to practice on Dec. 12, but remained on R/PUP for the remainder of the season. **2020**—Played in 10 games (all starts at LOT), before suffering season-ending right knee injury in Game 12 at Miami ... Inactive for Game 8 and active/DNP for Game 9 (both due to concussion) ... Assisted in blocking effort on Oct. 4 vs. Jacksonville that paved way for Bengals' 505 net yards of offense, including 300 through the air from QB Joe Burrow and 151 on the ground from HB Joe Mixon ... On Oct. 25 vs. Cleveland, aided in protection effort that helped Joe Burrow become only the sixth rookie in NFL history to pass for 400 yards in a game (Burrow had 406), and the first player of any experience to record 400 passing yards, three passing TDs and one rushing TD. **2021**—Played and started 16 regular-season games and all four postseason games for Cincinnati, as Bengals won AFC Championship and advanced to Super Bowl LVI ... Served as starting LOT, and played team-high 95.1 percent (1044 of 1098) of offensive snaps during regular season ... Helped Cincinnati rank tied for seventh in scoring offense (27.1 points per game) ... Aided blocking effort for high-powered Bengals offense that helped QB Joe Burrow set team records for passer rating (108.3), passing yards (4611) and passing TDs (34), while also paving the way for HB Joe Mixon's 1205 rushing yards and 16 total TDs ... Helped blocking effort for three 100-yard rushing games by Mixon — 127 in

Game 1 vs. Minnesota, 123 in Game 10 at Las Vegas, and a career-high 165 in Game 11 vs. Pittsburgh ... Part of blocking effort that guided Mixon to at least one TD in nine straight games (Games 4-12), tied for the second-longest such streak in Bengals history ... Played all 262 possible snaps in Bengals' four playoff games, including 61 in Super Bowl LVI vs. L.A. Rams.

College: Spent three seasons (2016-18) at Alabama ... Started all 44 possible games of college career (15 at RT, 29 at LT) ... Played RT as freshman, before switching to LT prior to sophomore season ... Helped Crimson Tide to national title game appearances in each of his three seasons with the program, including a national championship victory in 2017 season ... Earned multiple All-American honors as junior in 2018, and was winner of SEC's Jacobs Blocking Trophy, awarded by league coaches to the conference's top offensive lineman ... Opted to forgo his final year of eligibility and enter the 2019 draft.

High school/personal: Hometown is Folsom, Calif. (outside Sacramento) ... Raised in Atlanta, then his family moved to Folsom following his freshman year in high school ... Attended Folsom High School as a junior and senior, and helped team to California Division I state championship as a junior in 2014 ... Attended Marist School in Atlanta as a freshman, then moved to California and attended Davis Senior High School as a sophomore ... Marketing major at Alabama.

JONAH WILLIAMS' STATISTICS

GAMES-STARTS

YEAR	TEAM	GAMES	STARTS
2019	Cincinnati.....	*DID NOT PLAY	
2020	Cincinnati.....	10	10
2021	Cincinnati.....	16	16
CAREER		26	26

POSTSEASON

GAMES-STARTS

YEAR	TEAM	GAMES	STARTS
2021	Cincinnati.....	4	4
CAREER		4	4

* NOTE: Williams was on the Reserve/Physically Unable to Perform list for 16 regular-season games with Cincinnati in 2019.



WILLIAMS, POOKA, JR.

WR #12

Height: 5-9
Weight: 177
College: Kansas
Experience: 1st-year player in 2022

2021 games-starts: 1-0
Career games-starts: 1-0
Born: 6-19-99
Hometown: New Orleans, La.
Acquired: CFA'21

A 2021 college free agent signee, Williams was a college RB but the Bengals moved him to WR prior to the start of the '21 regular season ... Spent entire rookie season on Cincinnati's practice squad and played in one game (Dec. 5 vs. L.A. Chargers), seeing time as a kickoff returner ... Averaged 17.3 yards on three kickoff returns ... Touted for his impressive vision, receiving ability and toughness ... Spent three seasons (2018-20) at Kansas, and totaled 399 rushes for 2396 yards (6.0 average) and 11 TDs, and 65 catches for 522 yards and four TDs ... Had back-to-back 1000-yard seasons in 2018 and '19, but played just four games in '20 before opting out to take care of his mother, who was battling health problems.

Career transactions: Signed with Cincinnati as college free agent on 5-14-21 ... Waived by Bengals on 8-31-21 ... Signed to Bengals practice squad on 9-1-21 ... Signed to Bengals roster on 2-15-22.

Pro career: 2021—Played in one game as a rookie for the Bengals ... His lone action came on Dec. 5 vs. the L.A. Chargers, when he had 52 yards on three kickoff returns (17.3-yard average) ... Spent the offseason at HB, but later moved to WR prior to the first regular-season game ... Spent Games 15-16 on Reserve/Suspended by Commissioner list for violating the league's policy on performance-enhancing drugs ... On practice squad (did not play) for all four of Bengals' postseason games, including Super Bowl LVI vs. L.A. Rams.

College: Spent three seasons (2018-20) at Kansas ... Played in 25 career games (23 starts), and totaled 399 rushes for 2396 yards (6.0 average) and 11 TDs ... Also caught 65 passes for 522 yards and four TDs ... As a junior in 2020, played first four games before opting out on Oct. 19 to care for his mother, who was battling health issues ... Earned first-team All-Big 12 honors (AP) as both a freshman and sophomore ... Also earned first-team honors (AP, coaches) his freshman year as an all-purpose player ... Signature college game came as a freshman, when he rushed for 252 yards and two TDs at Oklahoma, and added three catches for 18 yards and a completed nine-yard pass attempt.

High school/personal: Hometown is New Orleans, La. ... Attended Hahnville High School in Boutte, La. (outside New Orleans) ... As a senior in 2017, rushed for 3118 yards and 37 TDs, and led team to Louisiana's Class 5A state title game ... Selected as Louisiana's Mr. Football (Louisiana Sports Writers Association) as a senior, and was also named the New Orleans Metro Player of the Year by the Greater New Orleans Sports Foundation Quarterback Club ... Does not have toes on his right foot, after his cousin ran over that foot with a lawnmower when he was nine years old; Doctors at the time told him that he would never be able to play organized sports again ... Sport management major at Kansas ... First name is pronounced "POO-kah."

NOTE ABOUT NFL EXPERIENCE: Williams did not earn an accrued year of experience toward NFL free agency in 2021.

POOKA WILLIAMS JR.'S STATISTICS

			RUSHING					RECEIVING					SCORING					
YEAR	TEAM	G-S	ATT	YDS	AVG	LG	TD	NO	YDS	AVG	LG	TD	TD	TD-R	TD-P	TD-Rt	2-PtC	PTS
2021	Cincinnati	1-0	0	0	—	—	0	—	—	—	—	—	—	—	—	—	—	—
CAREER		1-0	0	0	—	—	0	—	—	—	—	—	—	—	—	—	—	—

		SPECIAL TEAMS								KICKOFF RETURNS						PUNT RETURNS					
YEAR	TEAM	ST	AT	TT	FF	FR-YDS	BP	BFG	BXP	NO	YDS	AVG	FC	LG	TD	NO	YDS	AVG	FC	LG	TD
2021	Cincinnati	—	—	—	—	—	—	—	—	3	52	17.3	0	25	0	—	—	—	—	—	—
CAREER		—	—	—	—	—	—	—	—	3	52	17.3	0	25	0	—	—	—	—	—	—

KICKOFF RETURN SINGLE-GAME HIGHS: RETURNS—3 (12-5-21 vs. L.A. Chargers). YARDS—52 (12-5-21 vs. L.A. Chargers). LONG—25 (12-5-21 vs. L.A. Chargers). TOUCHDOWNS—(none).

POSTSEASON

YEAR	TEAM	G-S	RUSHING					RECEIVING					SCORING					
			ATT	YDS	AVG	LG	TD	NO	YDS	AVG	LG	TD	TD	TD-R	TD-P	TD-Rt	2-PtC	PTS
2021	Cincinnati	0-0	DID NOT PLAY*					DID NOT PLAY*					DID NOT PLAY*					
CAREER		0-0	0	0	—	—	0	—	—	—	—	—	—	—	—	—	—	—

* NOTE: Williams was on the practice squad for four postseason games with Cincinnati in 2021.



WILLIAMS, TRAYVEON

HB #32**Height:** 5-8**Weight:** 206**College:** Texas A&M**Experience:** 4th-year player in 2022**2021 games-starts:** 5-0**Career games-starts:** 26-0**Born:** 10-18-97**Hometown:** Houston, Texas**Acquired:** D6a'19

Williams has been a reserve HB and special teamer since joining Cincinnati as a sixth-round draft selection in 2019 ... Played in five games (all regular-season) for AFC Champion Bengals in 2021, and had 15 carries for 51 yards, one catch for four yards, and two special teams tackles ... Saw 36 snaps on offense and 47 on special teams ... In 2020, was inactive for first six games before seeing increased role after No. 1 HB Joe Mixon's season-ending injury ... Peeled off a 55-yard run in 2020 season finale vs. Baltimore, good for the longest run of the season by a Bengal ... Led SEC in rushing yards (1760) and TDs (18) at Texas A&M in 2018.

Career transactions: Selected by Cincinnati in sixth round of 2019 NFL Draft (182nd overall) ... Signed with Bengals on 5-10-19 ... Waived by Bengals on 8-31-21 ... Signed to Bengals practice squad on 9-1-21 ... Signed to Bengals roster on Dec. 4, 2021.

Pro career: 2019—Played in final 11 games of season as rookie (no statistics) ... Inactive for Games 1-2 and 4-5, and active/DNP in Game 4 ... Saw action on seven snaps on offense, and 124 snaps on special teams. **2020**—Played in 10 games (no starts) ... Inactive for Games 1-6, before seeing increased action after season-ending injury to No. 1 HB Joe Mixon ... Carried 26 times for 157 yards (6.0), and had five receptions for 30 yards ... Recorded first

career NFL carries on Nov. 15 at Pittsburgh, and finished the game with five rushes for 22 yards ... Carried four times for 74 yards in season finale vs. Baltimore, including Bengals season-long 55-yarder. **2021**—Played in five regular-season games for AFC Champion Bengals ... Had 15 carries for 51 yards, one catch for four yards, and two special teams tackles ... Did not play in postseason — active/DNP for Wild Card Playoff vs. Las Vegas, and inactive for remaining three playoff games, including Super Bowl LVI vs. L.A. Rams.

College: Spent three seasons (2016-18) at Texas A&M and appeared in 38 career games, before declaring for the NFL Draft ... Career totals were 600 rushes for 3615 yards (6.0 average) and 34 TDs, along with 66 catches for 561 yards and one TD ... Also returned 11 career kickoffs for 265 yards (24.1) ... Led SEC in rushing yards (1760) and TDs (18) as a junior in 2018, en route to first-team All-SEC honors (AP and coaches) ... Topped 100 rushing yards in nine of his 13 games as a junior, and topped 200 yards three times.

High school/personal: Hometown is Houston, Texas ... Attended C.E. King High School in Houston, where as a senior he rushed for 1409 yards and 20 TDs ... As a junior, rushed 240 times for 2391 yards (10.0 average) and 25 TDs ... Recreation, parks, tourism and science (RPTS) major at Texas A&M, with a minor in business ... First name is pronounced "TRAY-vee-ahn."

TRAYVEON WILLIAMS' STATISTICS

YEAR	TEAM	G-S	RUSHING					RECEIVING					SCORING					
			ATT	YDS	AVG	LG	TD	NO	YDS	AVG	LG	TD	TD	TD-R	TD-P	TD-Rt	2-PtC	PTS
2019	Cincinnati	11-0	0	0	—	—	0	0	0	—	—	0	—	—	—	—	—	—
2020	Cincinnati	10-0	26	157	6.0	55	0	5	30	6.0	13	0	—	—	—	—	—	—
2021	Cincinnati	5-0	15	51	3.4	10	0	1	4	4.0	4	0	—	—	—	—	—	—
CAREER		26-0	41	208	5.1	55	0	6	34	5.7	13	0	—	—	—	—	—	—

YEAR	TEAM	SPECIAL TEAMS								KICKOFF RETURNS					PUNT RETURNS				
		ST	AT	TT	FF	FR-YDS	BP	BFG	BXP	NO	YDS	AVG	FC	LG	TD	NO	YDS	AVG	FC
2021	Cincinnati	1	1	2	0	0-0	0	0	0	—	—	—	—	—	—	—	—	—	—
CAREER		1	1	2	0	0-0	0	0	0	—	—	—	—	—	—	—	—	—	—

RUSHING SINGLE-GAME HIGHS: ATTEMPTS—12 (12-13-20 vs. Dallas). YARDS—74 (1-3-21 vs. Baltimore). LONG—55 (1-3-21 vs. Baltimore). TOUCHDOWNS—(none).

RECEIVING SINGLE-GAME HIGHS: RECEPTIONS—3 (12-13-20 vs. Dallas). YARDS—14 (12-13-20 vs. Dallas). LONG—13 (11-29-20 vs. N.Y. Giants). TOUCHDOWNS—(none).

POSTSEASON

YEAR	TEAM	G-S	RUSHING					RECEIVING					SCORING					
			ATT	YDS	AVG	LG	TD	NO	YDS	AVG	LG	TD	TD	TD-R	TD-P	TD-Rt	2-PtC	PTS
2021	Cincinnati	0-0	DID NOT PLAY*					DID NOT PLAY*					DID NOT PLAY*					
CAREER		0-0	0	0	—	—	0	—	—	—	—	—	—	—	—	—	—	—

* NOTE: Williams was inactive for three postseason games and active/DNP for one postseason game with Cincinnati in 2021.

2021 REGULAR-SEASON GAME-BY-GAME

DATE	OPPONENT	RUSHING					RECEIVING				
		ATT	YDS	AVG	LG	TD	NO	YDS	AVG	LG	TD
9-12	MINNESOTA										
9-19	at Chicago										
9-26	at Pittsburgh										
9-30	JACKSONVILLE										
10-10	GREEN BAY										
10-17	at Detroit	6	13	2.2	6	0	0	0	—	—	0
10-24	at Baltimore										
10-31	at N.Y. Jets	0	0	—	—	0	0	0	—	—	0
11-7	CLEVELAND										
11-14	— BYE —										
11-21	at Las Vegas										
11-28	PITTSBURGH										
12-5	L.A. CHARGERS	0	0	—	—	0	0	0	—	—	0
12-12	SAN FRANCISCO	0	0	—	—	0	0	0	—	—	0
12-19	at Denver										
12-26	BALTIMORE										
1-2	KANSAS CITY										
1-9	at Cleveland	9	38	4.2	10	0	1	4	4.0	4	0
TOTALS		15	51	3.4	10	0	1	4	4.0	4	0

DATE	OPPONENT	SPECIAL TEAMS								KICKOFF RETURNS							PUNT RETURNS					
		ST	AT	TT	FF	FR-YDS	BP	BFG	BXP	NO	YDS	AVG	FC	LG	TD		NO	YDS	AVG	FC	LG	TD
9-12	MINNESOTA					PRACTICE SQUAD																
9-19	at Chicago					PRACTICE SQUAD																
9-26	at Pittsburgh					PRACTICE SQUAD																
9-30	JACKSONVILLE					PRACTICE SQUAD																
10-10	GREEN BAY					PRACTICE SQUAD																
10-17	at Detroit	0	0	0	0	0-0	0	0	0	—	—	—	—	—	—		—	—	—	—	—	—
10-24	at Baltimore					PRACTICE SQUAD																
10-31	at N.Y. Jets	0	0	0	0	0-0	0	0	0	—	—	—	—	—	—		—	—	—	—	—	—
11-7	CLEVELAND					PRACTICE SQUAD																
11-14	— BYE —																					
11-21	at Las Vegas					PRACTICE SQUAD																
11-28	PITTSBURGH					PRACTICE SQUAD																
12-5	L.A. CHARGERS	0	1	1	0	0-0	0	0	0	—	—	—	—	—	—		—	—	—	—	—	—
12-12	SAN FRANCISCO	1	0	1	0	0-0	0	0	0	—	—	—	—	—	—		—	—	—	—	—	—
12-19	at Denver					INACTIVE																
12-26	BALTIMORE					INACTIVE																
1-2	KANSAS CITY					INACTIVE																
1-9	at Cleveland	0	0	0	0	0-0	0	0	0	—	—	—	—	—	—		—	—	—	—	—	—
TOTALS		1	1	2	0	0-0	0	0	0	—	—	—	—	—	—		—	—	—	—	—	—



WILSON, BRANDON

S #40**Height:** 5-10**Weight:** 200**College:** Houston**Experience:** 6th-year player in 2022**2021 games-starts:** 9-1**Career games-starts:** 60-3**Born:** 7-27-94**Hometown:** Shreveport, La.**Acquired:** D6b17

Originally a sixth-round pick of the Bengals in 2017, Wilson serves as a reserve S and the No. 1 KOR for Cincinnati, but his 2021 season ended in Game 9 after suffering a left knee injury ... Averaged 22.4 yards on 13 KORs prior to injury, and had three tackles each on defense and special teams ... Has two career kickoff returns for TDs (tied with Tremain Mack for the most in Bengals history), including a 103-yarder in 2020 which stands as the longest play in team history ... Played in 15 games in 2020, and returned 24 kickoffs for 629 yards and a TD, and was second on the team with nine ST tackles ... In 2019, finished with an NFL-best 31.3-yard average on kickoff returns (minimum 20 attempts); that mark was also the second-best in Bengals history ... According to NFL's Next Gen Stats, he reached 22.03 MPH on his 92-yard KOR for a TD at Baltimore in 2019, good for the fastest speed by a Bengals ball carrier since NGS' launch in 2016.

Career transactions: Selected by Cincinnati in sixth round of 2017 NFL Draft (207th overall) ... Signed with Bengals on 5-15-17 ... Waived by Bengals on 9-2-17 ... Signed to Bengals practice squad on 9-3-17 ... Signed to Bengals roster on 11-11-17 ... Received tender offer from Bengals on 3-8-19 ... Re-signed with Bengals on 3-11-19 (signed tender prior to contract expiring) ... Received tender offer from Bengals on 3-16-20 ... Bengals contract expired on 3-18-20; became restricted free agent ... Re-signed with Bengals as restricted free agent on 4-26-20 ... Signed contract extension with Bengals on 3-16-21.

Pro career: 2017—Played in eight games (no starts) as a rookie ... Spent first eight games of season on Cincinnati's practice squad, before signing to active roster prior to Game 9 ... Despite playing just half the season, finished tied for fourth on the team with five special teams tackles. **2018**—Played in all 16 games ... Saw action on 54 defensive snaps, and had two tackles ... Played 62.2 percent of special teams snaps, the third-highest percentage on the team, and his nine special teams tackles were second on the team ... Recorded season-high four special teams tackles on Nov. 18 at Baltimore. **2019**—Played in 12 games (two starts) ... Spent just eight games as Bengals' No. 1 KOR, but his 20 returns for 625 yards were good for an NFL-best 31.3-yard average (minimum 20 attempts) ... Taken to the thousandth decimal place however, his 31.250 average fell just shy of Adam Jones' Bengals-record 31.259 average from 2014 ... Tied for NFL lead with four KORs of more than 40 yards ... Played 183 snaps on defense, seeing time mainly as a rotational DB, and recorded 18 tackles and two FFs ... Also had six special teams tackles on the season, which tied for third on the team ... Spent Games 1-4 as reserve KOR behind CB Darius Phillips, then was thrust into KOR duty in Game 5, Oct. 6 vs. Arizona after Phillips left game with an injury; Wilson against Arizona had three returns for 97 yards, including a

52-yarder on his first return ... Returned opening kickoff 92 yards for a TD on Oct. 13 at Baltimore, the first Bengals KOR for a TD since Bernard Scott in 2009, and the first-ever KOR for a TD by a Bengal to start a game ... The NFL's Next Gen Stats service, which tracks players' speed by using GPS, clocked his KOR at 22.03 MPH, the third-fastest by an NFL ball carrier in 2019, and the fastest by a Bengal since NGS' launch in '16 ... Totaled season-high 142 KOR yards (47.3 average) at Baltimore, and also forced a fumble by Ravens TE Mark Andrews that the Bengals recovered and turned into a FG drive ... On Sept. 30 at Pittsburgh, he stopped Steelers RBs for no gain on consecutive plays — a third-and-one and fourth-and-one — to give Cincinnati the ball back ... Injured his right hand while making a tackle in Game 12, Dec. 1 vs. N.Y. Jets, and was placed on Reserve/Injured on Dec. 6. **2020**—Played in 15 games ... Inactive for Game 13 (hamstring) ... Totaled four tackles and a FF on defense, along with nine special teams tackles (second on team) ... Also served as Bengals' No. 1 KOR, and returned 24 kicks for 629 yards (26.2 average) and a TD ... Set up a Bengals TD drive with a 49-yard KOR on Nov. 1 vs. Tennessee, and finished the game with 97 returning yards ... On Nov. 29 vs. the N.Y. Giants, returned the opening kickoff 103 yards for a TD, good for the longest play of any kind in team history. **2021**—Played in nine regular-season games (one start) for AFC Champion Bengals, before suffering season-ending left knee injury on Nov. 7 vs. Cleveland ... Started at S on Sept. 30 vs. Jacksonville in place of injured Jessie Bates ... Averaged 22.4 yards on 13 KORs, and had three tackles each on defense and special teams ... Placed Nov. 9 on Reserve/Injured, where he stayed for remainder of regular season and throughout Cincinnati's run to Super Bowl LVI.

College: Played four years at Houston (2013-16), with a redshirt year in 2012 ... Considered one of the top playmakers in college football, he scored eight career TDs in six different ways (two rushing, two kickoff returns, a missed FG return, FR return, INT return and blocked FG return) ... Saw extended time at RB, in addition to his normal duties as a CB and kickoff returner ... Totaled 81 career tackles, including 17 TFLs and four sacks, with five pass breakups and three FRs ... Also had 44 kick returns for 1121 yards and two TDs ... Career offensive totals were 41 rushes for 194 yards (4.7) and two TDs, and 11 receptions for 101 yards ... In 2016, led Houston in tackles in upset win over Oklahoma and made one of college football's signature plays of the year, when he returned a missed FG 109 yards for a TD.

High school/personal: Hometown is Shreveport, La. ... Attended Calvary Academy in Shreveport, where he rushed for 1800 yards and 21 TDs as a senior, and totaled another 500 yards and six more scores receiving ... Sports administration major at Houston.

BRANDON WILSON'S STATISTICS

			DEFENSE							INTERCEPTIONS					SCORING							
YEAR	TEAM	G-S	ST	AT	TT	SKS-YDS	PD	FF	FR-YDS	NO	YDS	AVG	LG	TD	TD	TD-IntRt	TD-FRRt	S	PTS			
2017	Cincinnati	8-0	0	0	0	0-0	0	0	0-0	—	—	—	—	—	0	0	0	0	0			
2018	Cincinnati	16-0	0	2	2	0-0	0	0	0-0	—	—	—	—	—	0	0	0	0	0			
2019	Cincinnati	12-2	11	7	18	0-0	0	2	0-0	—	—	—	—	—	*1	0	0	0	6			
2020	Cincinnati	15-0	4	0	4	0-0	0	1	0-0	—	—	—	—	—	*1	0	0	0	6			
2021	Cincinnati	9-1	1	2	3	0-0	0	0	0-0	—	—	—	—	—	0	0	0	0	0			
CAREER		60-3	16	11	27	0-0	0	3	0-0	—	—	—	—	—	*2	0	0	0	12			
			SPECIAL TEAMS							KICKOFF RETURNS						PUNT RETURNS						
YEAR	TEAM		ST	AT	TT	FF	FR-YDS	BP	BFG	BXP	NO	YDS	AVG	FC	LG	TD	NO	YDS	AVG	FC	LG	TD
2017	Cincinnati		4	1	5	0	0-0	0	0	0	0	0	—	0	—	0	—	—	—	—	—	—
2018	Cincinnati		6	3	9	0	0-0	0	0	0	1	-3	-3.0	0	-3	0	—	—	—	—	—	—
2019	Cincinnati		3	3	6	0	0-0	0	0	0	20	625	31.3	0	92t	1	—	—	—	—	—	—
2020	Cincinnati		5	4	9	0	0-0	0	0	0	24	629	26.2	0	103t	1	—	—	—	—	—	—
2021	Cincinnati		2	1	3	0	0-0	0	0	0	13	291	22.4	0	44	0	—	—	—	—	—	—
CAREER			20	12	32	0	0-0	0	0	0	58	1542	26.6	0	103t	2	—	—	—	—	—	—

POSTSEASON

			DEFENSE						INTERCEPTIONS						SCORING				
YEAR	TEAM	G-S	ST	AT	TT	SKS-YDS	PD	FF	FR-YDS	NO	YDS	AVG	LG	TD	TD	TD-IntRt	TD-FRRt	S	PTS
2021	Cincinnati	0-0	DID NOT PLAY**						DID NOT PLAY**						DID NOT PLAY**				
CAREER		0-0	0	0	0	0-0	0	0	0-0	—	—	—	—	—	—	—	—	—	—

KICKOFF RETURN SINGLE-GAME HIGHS: RETURNS—4 (three times; most recently on 10-10-21 vs. Green Bay). YARDS—142 (10-13-19 at Baltimore). LONG—103 (11-29-20 vs. N.Y. Giants). TOUCHDOWNS—1 (two times; most recently on 11-29-20 vs. N.Y. Giants).


* NOTE: Wilson scored a touchdown on a kickoff return with Cincinnati in 2019. In 2020 with Cincinnati, he scored another touchdown on another kickoff return.

** NOTE: Wilson was on the Reserve/Injured list for four postseason games with Cincinnati in 2021.

2021 REGULAR-SEASON GAME-BY-GAME

		DEFENSE								INTERCEPTIONS				
DATE	OPPONENT	ST	AT	TT	SKS-YDS	INT-YDS	PD	FF	FR-YDS	NO	YDS	AVG	LG	TD
9-12	MINNESOTA	0	0	0	0-0	0-0	0	0	0-0	—	—	—	—	—
9-19	at Chicago	0	0	0	0-0	0-0	0	0	0-0	—	—	—	—	—
9-26	at Pittsburgh	0	0	0	0-0	0-0	0	0	0-0	—	—	—	—	—
9-30	JACKSONVILLE	1	1	2	0-0	0-0	0	0	0-0	—	—	—	—	—
10-10	GREEN BAY	0	0	0	0-0	0-0	0	0	0-0	—	—	—	—	—
10-17	at Detroit	0	1	1	0-0	0-0	0	0	0-0	—	—	—	—	—
10-24	at Baltimore	0	0	0	0-0	0-0	0	0	0-0	—	—	—	—	—
10-31	at N.Y. Jets	0	0	0	0-0	0-0	0	0	0-0	—	—	—	—	—
11-7	CLEVELAND	0	0	0	0-0	0-0	0	0	0-0	—	—	—	—	—
11-14	— BYE —													
11-21	at Las Vegas				RESERVE / INJURED									
11-28	PITTSBURGH				RESERVE / INJURED									
12-5	L.A. CHARGERS				RESERVE / INJURED									
12-12	SAN FRANCISCO				RESERVE / INJURED									
12-19	at Denver				RESERVE / INJURED									
12-26	BALTIMORE				RESERVE / INJURED									
1-2	KANSAS CITY				RESERVE / INJURED									
1-9	at Cleveland				RESERVE / INJURED									
TOTALS		1	2	3	0-0	0-0	0	0	0-0	—	—	—	—	—

		SPECIAL TEAMS								KICKOFF RETURNS						PUNT RETURNS					
DATE	OPPONENT	ST	AT	TT	FF	FR-YDS	BP	BFG	BXP	NO	YDS	AVG	FC	LG	TD	NO	YDS	AVG	FC	LG	TD
9-12	MINNESOTA	0	0	0	0	0-0	0	0	0	1	11	11.0	0	11	0	—	—	—	—	—	—
9-19	at Chicago	0	0	0	0	0-0	0	0	0	3	54	18.0	0	27	0	—	—	—	—	—	—
9-26	at Pittsburgh	0	0	0	0	0-0	0	0	0	2	53	26.5	0	30	0	—	—	—	—	—	—
9-30	JACKSONVILLE	0	0	0	0	0-0	0	0	0	0	0	—	0	—	0	—	—	—	—	—	—
10-10	GREEN BAY	0	0	0	0	0-0	0	0	0	4	120	30.0	0	44	0	—	—	—	—	—	—
10-17	at Detroit	0	0	0	0	0-0	0	0	0	0	0	—	0	—	0	—	—	—	—	—	—
10-24	at Baltimore	1	0	1	0	0-0	0	0	0	0	0	—	0	—	0	—	—	—	—	—	—
10-31	at N.Y. Jets	1	1	2	0	0-0	0	0	0	1	18	18.0	0	18	0	—	—	—	—	—	—
11-7	CLEVELAND	0	0	0	0	0-0	0	0	0	2	35	17.5	0	21	0	—	—	—	—	—	—
11-14	— BYE —																				
11-21	at Las Vegas					RESERVE / INJURED															
11-28	PITTSBURGH					RESERVE / INJURED															
12-5	L.A. CHARGERS					RESERVE / INJURED															
12-12	SAN FRANCISCO					RESERVE / INJURED															
12-19	at Denver					RESERVE / INJURED															
12-26	BALTIMORE					RESERVE / INJURED															
1-2	KANSAS CITY					RESERVE / INJURED															
1-9	at Cleveland					RESERVE / INJURED															
TOTALS		2	1	3	0	0-0	0	0	0	13	291	22.4	0	44	0	—	—	—	—	—	—



WILSON, LOGAN

LB #55

Height: 6-2
Weight: 245
College: Wyoming
Experience: 3rd-year player in 2022

2021 games-starts: 13-13
Career games-starts: 25-15
Born: 7-8-96
Hometown: Casper, Wyoming
Acquired: D3'20

A Bengals 2020 third-round pick out of Wyoming, Wilson has developed into one of the NFL's top young LBs and in '21 was among Cincinnati's most productive defensive players ... Led Bengals in tackles (98) and INTs (four) during 2021 regular season, despite missing four games; his four INTs tied for most among all NFL LBs, and were the most by a Bengals LB in 16 years (Odell Thurman, five in 2005) ... Did not miss a snap in the playoffs, led team in tackles in all four postseason games, and recorded the most postseason tackles (39) by anyone in the NFL since 2012 ... Made numerous key plays throughout Bengals' run to Super Bowl LVI, including INT with 28 seconds remaining in Divisional Playoff win at Tennessee to help set up Evan McPherson's 52-yard walk-off FG ... Took over in 2021 as "green dot" communicator on defense ... Started two of his 12 games played as a rookie in 2020, as he gradually worked his way into defensive rotation ... Known for his speed (4.63-second 40-yard dash at the combine) and coverage ability at LB, and was an all-state selection at both WR and DB in high school (switched to LB early in college career) ... Enters 2022 with five career double-digit tackle games (three regular season, two playoffs).

Career transactions: Selected by Cincinnati in third round of 2020 NFL Draft (65th overall) ... Signed with Bengals on 7-21-20.

Pro career: 2020—Played in 12 games as a rookie, with two starts (Games 7 and 9) as a third LB ... Totaled 27 tackles, one sack, two INTs and three PDs ... Also tallied six special teams tackles (fourth on team) ... Made NFL debut in Game 1 vs. the L.A. Chargers, and recorded two tackles and another on special teams ... Made season-high five tackles on Sept. 27 at Philadelphia, and recorded his first career INT in the first quarter, when he jumped in front of a Carson Wentz pass ... Recorded second career INT on Oct. 11 at Baltimore, when he picked off a Lamar Jackson pass at the Bengals' 24-yard line to thwart a Ravens scoring opportunity at the end of the first half ... Recorded first career sack on Nov. 1 vs. Tennessee, when he took down Titans QB Ryan Tannehill for a 10-yard loss on a third-and-eight on the Cincinnati 40-yard line, forcing the Titans to punt and setting up a Bengals TD drive ... Inactive for Games 14-16 (ankle). **2021**—Played and started 13 regular-season games and all four playoff games for Cincinnati, as Bengals won AFC Championship and advanced to Super Bowl LVI ... Missed Games 13-15 with right shoulder injury suffered Dec. 5 vs. L.A. Chargers, and then missed season finale at Cleveland while Bengals rested starters for playoffs ... Led team in both tackles (98) and INTs (four); his four INTs tied for most among all NFL LBs, and were the most by a Bengals LB in 16 years (Odell Thurman, five in 2005) ... Also had a sack and a FF, along with two tackles on special teams ... First season as the "green dot" communicator on defense ... Helped Cincinnati rank fifth leaguewide in rushing defense (102.5 yards per game) during the regular season ... On Sept. 19 at Chicago, intercepted QB Justin Fields late in the fourth quarter, giving the Bengals the ball at the Bears' seven-yard line and setting up a TD on the next

play ... Posted first career multi-INT game the next week, on Sept. 26 at Pittsburgh, picking off Ben Roethlisberger in Steelers territory both times and setting up two Bengals TD drives; also had career-high 14 tackles against Pittsburgh ... In Bengals' four-game postseason run, he played all 274 possible defensive snaps, led the team in tackles in each game and posted an NFL-best 39 tackles, good for the most by anyone in the playoffs over the last 10 NFL seasons ... Team-high 12 tackles in Wild Card Playoff win over Las Vegas, and had a PD inside the Bengals' own 20 with 1:16 remaining as the Raiders drove for a potential game-tying TD ... Posted team-high eight tackles in Divisional Playoff win at Tennessee, and had two of the game's most important plays — he teamed with LB Markus Bailey to stop Titans RB Derrick Henry for a two-yard loss on a fourth-and-one at the Bengals' 35-yard line in the fourth quarter, and then later he intercepted a Ryan Tannehill pass at the Titans' 47-yard line with 28 seconds remaining and the score tied, setting up an Evan McPherson walk-off FG from 52 yards just three plays later ... Team-high 10 tackles in AFC Championship at Kansas City ... Part of Bengals defensive effort that in two wins over Kansas City (regular-season matchup on Jan. 2, and AFC Championship on Jan. 30) held the Chiefs' high-powered offense in the second halves and one overtime (AFC Championship) to a combined 66 passing yards and six points ... In Super Bowl LVI vs. L.A. Rams, posted a team-high nine tackles (three of which went for losses), had a PD, and was a key part of Bengals' defense holding the Rams to 1.9-yard average on 23 rushing attempts.

College: Spent five seasons (2015-19) at Wyoming, with a redshirt year in '15 ... Started all 52 possible games in his career, and was voted by teammates as a team captain for each of his final three seasons ... Totaled 421 career tackles (fourth in Mountain West Conference history), including 35 for losses and seven sacks, with 17 pass breakups, 10 INTs (two pick-sixes), four FFs and four FRs (two returned for TDs) ... Topped 100 tackles in each of his final three seasons, and had 17 career games with double-digit tackles ... Also an accomplished student, he was a four-time Academic All-Mountain West selection.

High school/personal: Hometown is Casper, Wyo. ... Attended Natrona County High School in Casper, where he was a Wyoming Coaches Association Class 4A all-state selection as a WR and DB his final two seasons, and as a punter his final three seasons (unanimous as a senior in 2014) ... As a senior, caught 29 passes for 493 yards and seven TDs at WR, had six INTs as a DB, and averaged 43.7 yards on 27 punts ... Helped team to undefeated seasons and 4A state titles as both a sophomore and senior ... Played for the North team at the 2020 Senior Bowl, while the Bengals' staff coached the South squad, but Zac Taylor said he made an impression during a night of "crossover meetings" where players met with opposing coaches ... Kinesiology and health promotion major at Wyoming.

LOGAN WILSON'S STATISTICS

			DEFENSE							INTERCEPTIONS					SCORING							
YEAR	TEAM	G-S	ST	AT	TT	SKS-YDS	PD	FF	FR-YDS	NO	YDS	AVG	LG	TD	TD	TD-IntRt	TD-FRRt	S	PTS			
2020	Cincinnati	12-2	19	8	27	1-10	3	0	0-0	2	0	0.0	0	0	—	—	—	—	—			
2021	Cincinnati	13-13	55	43	98	1-2	4	1	0-0	4	31	7.8	18	0	—	—	—	—	—			
CAREER		25-15	74	51	125	2-12	7	1	0-0	6	31	5.2	18	0	—	—	—	—	—			
			SPECIAL TEAMS							KICKOFF RETURNS					PUNT RETURNS							
YEAR	TEAM		ST	AT	TT	FF	FR-YDS	BP	BFG	BXP	NO	YDS	AVG	FC	LG	TD	NO	YDS	AVG	FC	LG	TD
2020	Cincinnati		4	2	6	0	0-0	0	0	0	—	—	—	—	—	—	—	—	—	—	—	—
2021	Cincinnati		2	0	2	0	0-0	0	0	0	—	—	—	—	—	—	—	—	—	—	—	—
CAREER			6	2	8	0	0-0	0	0	0	—	—	—	—	—	—	—	—	—	—	—	—

POSTSEASON

			DEFENSE							INTERCEPTIONS					SCORING				
YEAR	TEAM	G-S	ST	AT	TT	SKS-YDS	PD	FF	FR-YDS	NO	YDS	AVG	LG	TD	TD	TD-IntRt	TD-FRRt	S	PTS
2021	Cincinnati	4-4	26	13	39	0-0	3	0	0-0	1	0	0.0	0	0	—	—	—	—	—
CAREER		4-4	26	13	39	0-0	3	0	0-0	1	0	0.0	0	0	—	—	—	—	—

2021 REGULAR-SEASON GAME-BY-GAME

DATE	OPPONENT	DEFENSE								INTERCEPTIONS				
		ST	AT	TT	SKS-YDS	INT-YDS	PD	FF	FR-YDS	NO	YDS	AVG	LG	TD
9-12	MINNESOTA	4	3	7	0-0	0-0	0	0	0-0	0	0	—	—	0
9-19	at Chicago	2	7	9	0-0	1-18	1	0	0-0	1	18	18.0	18	0
9-26	at Pittsburgh	6	8	14	0-0	2-13	2	0	0-0	2	13	6.5	13	0
9-30	JACKSONVILLE	4	6	10	1-2	0-0	0	0	0-0	0	0	—	—	0
10-10	GREEN BAY	3	3	6	0-0	0-0	0	0	0-0	0	0	—	—	0
10-17	at Detroit	5	1	6	0-0	1-0	1	0	0-0	1	0	0.0	0	0
10-24	at Baltimore	4	2	6	0-0	0-0	0	0	0-0	0	0	—	—	0
10-31	at N.Y. Jets	10	2	12	0-0	0-0	0	0	0-0	0	0	—	—	0
11-7	CLEVELAND	2	4	6	0-0	0-0	0	1	0-0	0	0	—	—	0
11-14	— BYE —													
11-21	at Las Vegas	3	2	5	0-0	0-0	0	0	0-0	0	0	—	—	0
11-28	PITTSBURGH	6	0	6	0-0	0-0	0	0	0-0	0	0	—	—	0
12-5	L.A. CHARGERS	1	2	3	0-0	0-0	0	0	0-0	0	0	—	—	0
12-12	SAN FRANCISCO				INACTIVE						INACTIVE			
12-19	at Denver				INACTIVE						INACTIVE			
12-26	BALTIMORE				INACTIVE						INACTIVE			
1-2	KANSAS CITY	5	3	8	0-0	0-0	0	0	0-0	0	0	—	—	0
1-9	at Cleveland				INACTIVE						INACTIVE			
TOTALS		55	43	98	1-2	4-31	4	1	0-0	4	31	7.8	18	0

DATE	OPPONENT	SPECIAL TEAMS								KICKOFF RETURNS						PUNT RETURNS					
		ST	AT	TT	FF	FR-YDS	BP	BFG	BXP	NO	YDS	AVG	FC	LG	TD	NO	YDS	AVG	FC	LG	TD
9-12	MINNESOTA	0	0	0	0	0-0	0	0	0	—	—	—	—	—	—	—	—	—	—	—	—
9-19	at Chicago	0	0	0	0	0-0	0	0	0	—	—	—	—	—	—	—	—	—	—	—	—
9-26	at Pittsburgh	0	0	0	0	0-0	0	0	0	—	—	—	—	—	—	—	—	—	—	—	—
9-30	JACKSONVILLE	0	0	0	0	0-0	0	0	0	—	—	—	—	—	—	—	—	—	—	—	—
10-10	GREEN BAY	1	0	1	0	0-0	0	0	0	—	—	—	—	—	—	—	—	—	—	—	—
10-17	at Detroit	0	0	0	0	0-0	0	0	0	—	—	—	—	—	—	—	—	—	—	—	—
10-24	at Baltimore	1	0	1	0	0-0	0	0	0	—	—	—	—	—	—	—	—	—	—	—	—
10-31	at N.Y. Jets	0	0	0	0	0-0	0	0	0	—	—	—	—	—	—	—	—	—	—	—	—
11-7	CLEVELAND	0	0	0	0	0-0	0	0	0	—	—	—	—	—	—	—	—	—	—	—	—
11-14	— BYE —																				
11-21	at Las Vegas	0	0	0	0	0-0	0	0	0	—	—	—	—	—	—	—	—	—	—	—	—
11-28	PITTSBURGH	0	0	0	0	0-0	0	0	0	—	—	—	—	—	—	—	—	—	—	—	—
12-5	L.A. CHARGERS	0	0	0	0	0-0	0	0	0	—	—	—	—	—	—	—	—	—	—	—	—
12-12	SAN FRANCISCO					INACTIVE											INACTIVE				
12-19	at Denver					INACTIVE											INACTIVE				
12-26	BALTIMORE					INACTIVE											INACTIVE				
1-2	KANSAS CITY	0	0	0	0	0-0	0	0	0	—	—	—	—	—	—	—	—	—	—	—	—
1-9	at Cleveland					INACTIVE											INACTIVE				
TOTALS		2	0	2	0	0-0	0	0	0	—	—	—	—	—	—	—	—	—	—	—	—





**WIDE RECEIVER
JA'MARR CHASE**

AARON DOSTER / AP

2021 REVIEW



2021 STANDINGS

AMERICAN FOOTBALL CONFERENCE

EAST DIVISION	W	L	T	PCT.	PF	PA
Buffalo Bills.....	11	6	0	.647	483	289
*-New England Patriots.....	10	7	0	.588	462	303
Miami Dolphins.....	9	8	0	.529	341	373
New York Jets.....	4	13	0	.235	310	504
NORTH DIVISION	W	L	T	PCT.	PF	PA
Cincinnati Bengals.....	10	7	0	.588	460	376
*-Pittsburgh Steelers.....	9	7	1	.559	343	398
Cleveland Browns.....	8	9	0	.471	349	371
Baltimore Ravens.....	8	9	0	.471	387	392
SOUTH DIVISION	W	L	T	PCT.	PF	PA
#-Tennessee Titans.....	12	5	0	.706	419	354
Indianapolis Colts.....	9	8	0	.529	451	365
Houston Texans.....	4	13	0	.235	280	452
Jacksonville Jaguars.....	3	14	0	.176	253	457
WEST DIVISION	W	L	T	PCT.	PF	PA
Kansas City Chiefs.....	12	5	0	.706	480	364
*-Las Vegas Raiders.....	10	7	0	.588	374	439
Los Angeles Chargers.....	9	8	0	.529	474	459
Denver Broncos.....	7	10	0	.412	335	322

NATIONAL FOOTBALL CONFERENCE

EAST DIVISION	W	L	T	PCT.	PF	PA
Dallas Cowboys.....	12	5	0	.706	530	358
*-Philadelphia Eagles.....	9	8	0	.529	444	385
Washington Football Team.....	7	10	0	.412	335	434
New York Giants.....	4	13	0	.235	258	416
NORTH DIVISION	W	L	T	PCT.	PF	PA
#-Green Bay Packers.....	13	4	0	.765	450	371
Minnesota Vikings.....	8	9	0	.471	425	426
Chicago Bears.....	6	11	0	.353	311	407
Detroit Lions.....	3	13	1	.206	325	467
SOUTH DIVISION	W	L	T	PCT.	PF	PA
Tampa Bay Buccaneers.....	13	4	0	.765	511	353
New Orleans Saints.....	9	8	0	.529	364	335
Atlanta Falcons.....	7	10	0	.412	313	459
Carolina Panthers.....	5	12	0	.294	304	404
WEST DIVISION	W	L	T	PCT.	PF	PA
Los Angeles Rams.....	12	5	0	.706	460	372
*-Arizona Cardinals.....	11	6	0	.647	449	366
*-San Francisco 49ers.....	10	7	0	.588	427	365
Seattle Seahawks.....	7	10	0	.412	395	366

*-Wild Card qualifier; #-Clinched home-field advantage throughout playoffs.

NOTES:

- Cleveland finished ahead of Baltimore based on division record (Browns 3-3 vs. Ravens 1-5).
- Tennessee was seeded ahead of Kansas City based on head-to-head victory.
- Las Vegas was seeded ahead of New England based on record against common opponents (Raiders 5-1 vs. Patriots 2-4).
- Green Bay was seeded ahead Tampa Bay based on conference record (Packers 9-3 vs. Buccaneers 8-4).
- Dallas was seeded ahead of the L.A. Rams based on conference record (Cowboys 10-2 vs. Rams 8-4).

PLAYOFF SEEDINGS:

AFC

1. Tennessee
2. Kansas City
3. Buffalo
4. Cincinnati
5. Las Vegas
6. New England
7. Pittsburgh

NFC

1. Green Bay
2. Tampa Bay
3. Dallas
4. L.A. Rams
5. Arizona
6. San Francisco
7. Philadelphia

POSTSEASON AT A GLANCE

Home team in CAPS.

AFC Wild Card Playoff Games

CINCINNATI 26, Las Vegas 19
BUFFALO 47, New England 17
KANSAS CITY 42, Pittsburgh 21

AFC Divisional Playoff Games

Cincinnati 19, TENNESSEE 16
KANSAS CITY 42, Buffalo 36 (OT)

AFC Championship Game

Cincinnati 27, KANSAS CITY 24 (OT)

NFC Wild Card Playoff Games

TAMPA BAY 31, Philadelphia 17
San Francisco 23, DALLAS 17
L.A. RAMS 34, Arizona 11

NFC Divisional Playoff Games

San Francisco 13, GREEN BAY 10
L.A. Rams 30, TAMPA BAY 27

NFC Championship Game

L.A. RAMS 20, San Francisco 17

Super Bowl LVI at SoFi Stadium, Inglewood, Calif.

L.A. Rams 23, CINCINNATI 20

RECORD: 10-7

PASSING	ATT	CMP	YDS	CMP%	YDS/ATT	TD	TD%	INT	INT%	LG	SKD-YDS	RAT
Joe Burrow	520	366	4611	70.4	8.87	34	6.5	14	2.7	82t	51-370	108.3
Brandon Allen	34	17	149	50.0	4.38	2	5.9	0	0.0	26	4-33	81.6
Tyler Boyd	1	1	46	100.0	46.00	0	0.0	0	0.0	46	0-0	118.8
BENGALS	555	384	4806	69.2	8.66	36	6.5	14	2.5	82t	55-403	106.9
OPPONENTS	626	420	4498	67.1	7.19	26	4.2	13	2.1	60t	42-276	93.1

FIELD GOALS	1-19	20-29	30-39	40-49	50+
Evan McPherson	0-0	5-5	8-8	6-9	9-11
Elliott Fry	0-0	0-0	1-1	0-0	0-0
BENGALS	0-0	5-5	9-9	6-9	9-11
OPPONENTS	0-0	10-10	3-4	8-12	2-5

Opponents: (53G), (28G, 22G), (42WL, 26G), (—), (44G, 44G, 22G, 36WL, 51WL, 40WL, 49G), (35G), (45G), (54WL, 24G, 24G), (28G, 24G, 45WL), (26G, 47G), (40G), (43G, 43G), (33G, 24G, 47WR), (54G, 51WR), (—), (34G), (—).

DEFENSE*	ST	AT	TT	SKS-YDS	INT-YDS	PD	FF	FR-YDS
Logan Wilson.....	55	43	98	1-2	4-31	4	1	0-0
Vonn Bell.....	64	33	97	0-5.6	1-15	8	3	1-0
Jessie Bates III.....	67	21	88	0-0	1-65	4	0	1-46
Germaine Pratt.....	55	33	88	0.5-4	1-4	2	2	0-0
Mike Hilton.....	48	18	66	0-0	2-59	5	1	2-0
Chidobe Awuzie.....	53	11	64	0-0	2-42	14	0	0-0
Sam Hubbard.....	33	29	62	7.5-32	0-0	3	1	2-43
B.J. Hill.....	29	21	50	5.5-43	0-0	0	0	0-0
Eli Apple.....	38	11	49	0-0	2-50	10	0	0-0
Larry Ogunjobi.....	29	20	49	7.51-5	0-0	0	0	0-0
D.J. Reader.....	22	21	43	2-10	0-0	0	0	0-0
Markus Bailey.....	20	17	37	0.5-4	0-0	3	0	0-0
Trey Hendrickson.....	21	13	34	14-96.5	0-0	0	3	0-0
Joe Bachie.....	17	11	28	0-0	0-0	1	0	0-0
Akeem Davis-Gaither.....	19	7	26	0-0	0-0	3	1	0-0
Tre Flowers.....	10	7	17	0-0	0-0	1	0	0-0
Cam Sample.....	9	5	14	1.5-11	0-0	0	0	0-0
Wyatt Ray.....	5	9	14	1-5	0-0	0	1	0-0
Trae Waynes.....	11	1	12	0-0	0-0	1	0	0-0
Ricardo Allen.....	9	3	12	0-0	0-0	0	0	0-0
Michael J. Thomas.....	7	5	12	0-0	0-0	1	0	0-0
Josh Tupou.....	3	9	12	0-0	0-0	0	0	0-0
Clay Johnson.....	5	6	11	0-0	0-0	0	0	0-0
Khalid Kareem.....	5	4	9	0-0	0-0	0	1	1-4
Darius Phillips.....	5	2	7	0-0	0-0	2	0	0-0
Noah Spence.....	4	2	6	0-0	0-0	0	0	0-0
Mike Daniels.....	5	0	5	0-0	0-0	0	0	0-0
Jalen Davis.....	0	5	5	0-0	0-0	1	0	0-0
Jordan Evans.....	2	2	4	0-0	0-0	0	0	0-0
Trayvon Henderson.....	2	2	4	0-0	0-0	0	0	1-29
Vernon Hargreaves III.....	1	3	4	0-0	0-0	0	0	0-0
Tyler Shelvin.....	1	3	4	0-0	0-0	0	0	0-0
Brandon Wilson.....	1	2	3	0-0	0-0	0	0	0-0
Austin Calitro.....	2	0	2	0-0	0-0	0	0	0-0
Keandre Jones.....	0	1	1	0-0	0-0	0	0	0-0
Renell Wren.....	0	1	0	0-0	0-0	0	0	0-0
(team).....	—	—	—	1-11	—	—	—	—

SPECIAL TEAMS*	ST	AT	TT	FF	FR-YDS	BP	BFG	BXP
Stanley Morgan.....	8	3	11	0	0-0	0	0	0
Samaje Perine.....	6	0	6	0	0-0	0	0	0
Tre Flowers.....	4	2	6	0	0-0	0	0	0
Clay Johnston.....	3	3	6	1	0-0	0	0	0
Michael J. Thomas.....	2	4	6	0	0-0	0	0	0
Chris Evans.....	4	0	4	0	0-0	0	0	0
Austin Calitro.....	2	2	4	0	0-0	0	0	0
Ricardo Allen.....	2	1	3	0	0-0	0	0	0
Germaine Pratt.....	2	1	3	0	0-0	0	0	0
Mike D. Thomas.....	2	1	3	1	0-0	0	0	0
Brandon Wilson.....	2	1	3	0	0-0	0	0	0
Mitchell Wilcox.....	1	2	3	0	0-0	0	0	0
Jalen Davis.....	2	0	2	1	0-0	0	0	0
Akeem Davis-Gaither.....	2	0	2	0	0-0	0	0	0
Logan Wilson.....	2	0	2	0	0-0	0	0	0
Joe Bachie.....	1	1	2	0	0-0	0	0	0
Keandre Jones.....	1	1	2	0	0-0	0	0	0
Trayveon Williams.....	1	1	2	0	0-0	0	0	0
Markus Bailey.....	1	0	1	0	0-0	0	0	0
Jordan Evans.....	1	0	1	0	0-0	0	0	0
Darius Phillips.....	1	0	1	0	0-0	0	0	0
Drew Sample.....	1	0	1	0	0-0	0	0	0
Vernon Hargreaves III.....	0	1	1	0	0-0	0	0	0
Clark Harris.....	0	1	1	0	0-0	0	0	0
Wyatt Ray.....	0	1	1	0	0-0	0	0	0

2021 POSTSEASON STATISTICS

POSTSEASON RECORD: 3-1

DATE	W-L	SCORE	OPPONENT	ATTENDANCE
1-15-22*	W	26-19	LAS VEGAS	66,277
1-22-22**	W	19-16	at Tennessee	69,242
1-30-22***	W	27-24 (OT)	at Kansas City	73,377
2-13-22###	L	20-23	L.A. RAMS	70,048

* AFC Wild Card Playoff

** AFC Divisional Playoff

*** AFC Championship

Super Bowl LVI (at SoFi Stadium in Inglewood, Calif.)

TEAM STATISTICS	BENGALS	OPPONENTS
TOTAL FIRST DOWNS.....	71	81
Rushing.....	21	19
Passing.....	49	55
Penalty.....	1	7
3rd Down: Made-Att.....	23-55	21-53
3rd Down Pct.....	41.8	39.6
4th Down: Made-Att.....	2-4	2-4
4th Down Pct.....	50.0	50.0
POSSESSION AVG.....	31:51	28:09
TOTAL NET YARDS.....	1317	1426
Avg. Per Game.....	329.3	356.5
Total Plays.....	252	256
Avg. Per Play.....	5.2	5.6
NET YARDS RUSHING.....	343	425
Avg. Per Game.....	85.8	106.3
Total Rushes.....	90	88
NET YARDS PASSING.....	974	1001
Avg. Per Game.....	243.5	250.3
Sacked-Yards Lost.....	19-137	10-87
Gross Yards.....	1111	1088
Att.-Completions.....	143-98	158-96
Completion Pct.....	68.5	60.8
Had Intercepted.....	2	8
PUNTS-AVG.....	16-42.1	16-45.9
Net Punting Avg.....	16-40.3	16-38.7
PENALTIES-YARDS.....	21-163	13-82
FUMBLES-BALLS LOST.....	0-0	4-1
TOUCHDOWNS.....	7	9
Rushing.....	1	1
Passing.....	6	8
Returns.....	0	0

SCORE BY PERIODS	1	2	3	4	OT	PTS
BENGALS.....	22	27	31	9	3	92
OPPONENTS.....	17	36	13	16	0	82

SCORING	TD	TD-R	TD-P	TD-Rt	K-PAT	FG	S	PTS
Evan McPherson.....	0	0	0	0	6-6	14-14	0	48
Tee Higgins.....	2	0	2	0	—	—	0	12
Tyler Boyd.....	1	0	1	0	—	—	0	6
Ja'Marr Chase.....	1	0	1	0	—	—	0	6
Joe Mixon.....	1	1	0	0	—	—	0	6
Samaje Perine.....	1	0	1	0	—	—	0	6
C.J. Uzomah.....	1	0	1	0	—	—	0	6
Trent Taylor.....	0	0	0	0	—	—	0	2
BENGALS.....	7	1	6	0	6-6	14-14	0	92
OPPONENTS.....	9	1	8	0	7-7	7-7	0	82

Two-point conversions: Trent Taylor 1. BENGALS 1-1 (0-0 R, 1-1 P), OPPONENTS 0-2 (0-1 R, 0-1 P).

Sacks-yards: Trey Hendrickson 3.5-33.5, Sam Hubbard 3-29, B.J. Hill 1.5-11.5, Vonn Bell 1-7, D.J. Reader 1-6. BENGALS 10-87, OPPONENTS 19-137.

Fumbles-lost: None. BENGALS 0-0, OPPONENTS 4-1.

PASSING	ATT	CMP	YDS	CMP%	YDS/ATT	TD	TD%	INT	INT%	LG	SKD-YDS	RAT
Joe Burrow.....	142	97	1105	68.3	7.78	5	3.5	2	1.4	75t	19-137	97.3
Joe Mixon.....	1	1	6	100.0	6.00	1	100.0	0	0.0	6t	0-0	131.3
BENGALS.....	143	98	1111	68.5	7.77	6	4.2	2	1.4	75t	19-137	99.7
OPPONENTS.....	158	96	1088	60.8	6.89	8	5.1	8	5.1	44	10-87	77.2

RUSHING	ATT	YDS	AVG	LG	TD
Joe Mixon.....	67	262	3.9	23	1
Ja'Marr Chase.....	6	32	5.3	15	0
Joe Burrow.....	11	31	2.8	11	0
Chris Evans.....	2	13	6.5	9	0
Tyler Boyd.....	1	3	3.0	3	0
Samaje Perine.....	3	2	0.7	2	0
BENGALS.....	90	343	3.8	23	1
OPPONENTS.....	88	425	4.8	45	1

RECEIVING	REC	YDS	AVG	LG	TD
Ja'Marr Chase.....	25	368	14.7	57	1
Tee Higgins.....	18	309	17.2	75t	2
Joe Mixon.....	18	107	5.9	21	0
C.J. Uzomah.....	15	146	9.7	32	1
Tyler Boyd.....	15	110	7.3	16	1
Samaje Perine.....	4	47	11.8	41t	1
Mike D. Thomas.....	1	17	17.0	17	0
Drew Sample.....	1	4	4.0	4	0
Chris Evans.....	1	3	3.0	3	0
BENGALS.....	98	1111	11.3	75t	6
OPPONENTS.....	96	1088	11.3	44	8

INTERCEPTIONS	NO	YDS	AVG	LG	TD
Jessie Bates III.....	2	0	0.0	0	0
Mike Hilton.....	1	19	19.0	19	0
Vonn Bell.....	1	5	5.0	5	0
B.J. Hill.....	1	3	3.0	3	0
Germaine Pratt.....	1	2	2.0	2	0
Chidobe Awuzie.....	1	1	1.0	1	0
Logan Wilson.....	1	0	0.0	0	0
BENGALS.....	8	30	3.8	19	0
OPPONENTS.....	2	15	7.5	15	0

PUNTING	NO	YDS	AVG	NET	TB	IN-20	LG	BLK.
Kevin Huber.....	16	674	42.1	40.3	0	4	57	0
BENGALS.....	16	674	42.1	40.3	0	4	57	0
OPPONENTS.....	16	735	45.9	38.7	2	7	58	0

PUNT RETURNS	NO	FC	YDS	AVG	LG	TD
Trent Taylor.....	6	5	76	12.7	20	0
BENGALS.....	6	5	76	12.7	20	0
OPPONENTS.....	8	5	30	3.8	12	0

KICKOFF RETURNS	NO	YDS	AVG	LG	TD
Chris Evans.....	9	211	23.4	32	0
BENGALS.....	9	211	23.4	32	0
OPPONENTS.....	8	154	19.3	35	0

FIELD GOALS	1-19	20-29	30-39	40-49	50+
Evan McPherson.....	0-0	2-2	7-7	2-2	3-3
BENGALS.....	0-0	2-2	7-7	2-2	3-3
OPPONENTS.....	0-0	2-2	2-2	3-3	0-0

Evan McPherson: (31G, 30G, 43G, 28G), (38G, 45G, 54G, 52G), (32G, 31G, 52G, 31G), (29G, 38G).

Opponents: (47G, 28G, 34G, 28G), (34G), (44G), (41G).

DEFENSE*	ST	AT	TT	SKS-YDS	INT-YDS	PD	FF	FR-YDS
Logan Wilson.....	26	13	39	0-0	1-0	3	0	0-0
Germaine Pratt.....	20	9	29	0-0	1-2	1	0	0-0
Chidobe Awuzie.....	16	8	24	0-0	1-1	1	0	0-0
Vonn Bell.....	17	6	23	1-7	1-5	1	0	0-0
Sam Hubbard.....	13	9	22	3-29	0-0	1	1	0-0
Eli Apple.....	15	6	21	0-0	0-0	3	0	0-0
Jessie Bates III.....	11	9	20	0-0	2-0	6	0	0-0
Mike Hilton.....	8	5	13	0-0	1-19	4	0	0-0
B.J. Hill.....	6	7	13	1.5-11.5	1-3	1	0	0-0
D.J. Reader.....	7	5	12	1-6	0-0	0	0	0-0
Trey Hendrickson.....	5	3	8	3.5-33.5	0-0	0	1	0-0
Tre Flowers.....	6	1	7	0-0	0-0	2	0	0-0
Khalid Kareem.....	2	1	3	0-0	0-0	0	0	0-0
Markus Bailey.....	1	2	3	0-0	0-0	0	0	0-0
Zach Kerr.....	1	0	1	0-0	0-0	0	0	0-0
Cam Sample.....	1	0	1	0-0	0-0	0	0	0-0
Larry Ogunjobi.....	0	0	0	0-0	0-0	0	0	1-11

SPECIAL TEAMS*	ST	AT	TT	FF	FR-YDS	BP	BFG	BXP
Tre Flowers.....	4	0	4	0	0-0	0	0	0
Markus Bailey.....	3	0	3	0	0-0	0	0	0
Michael J. Thomas.....	3	0	3	0	0-0	0	0	0
Mike D. Thomas.....	2	1	3	0	0-0	0	0	0
Ricardo Allen.....	1	0	1	0	0-0	0	0	0
Chris Evans.....	1	0	1	0	0-0	0	0	0
Clay Johnston.....	1	0	1	0	0-0	0	0	0

* NOTE: All defensive statistics above are press box statistics produced at the games.

2021 GAME-BY-GAME TEAM STATISTICS

OFFENSE

DATE	OPPONENT	YDS	RUSH-YDS	PASS YDS	COMP-ATT	TD-P/INT	SKD-YDS	1D	3D-CONV	F-FL	POSS
Sept. 12	MINNESOTA	366	36-149	217	20-27	2/0	5-44	20	3-14	0-0	34:51
Sept. 19	at Chicago	248	20-69	179	19-30	2/3	5-28	14	6-13	1-1	28:39
Sept. 26	at Pittsburgh	268	24-96	172	14-18	3/1	0-0	12	3-9	0-0	24:38
Sept. 30	JACKSONVILLE	420	22-78	342	25-32	2/0	1-6	21	5-9	0-0	31:15
Oct. 10	GREEN BAY	367	24-103	264	26-38	2/2	3-17	18	5-14	0-0	34:06
Oct. 17	at Detroit	398	36-142	256	20-30	4/1	2-22	20	8-15	1-0	35:52
Oct. 24	at Baltimore	520	24-111	409	23-38	3/1	1-7	19	4-13	1-0	28:11
Oct. 31	at N.Y. Jets	318	16-41	277	22-35	3/1	3-28	18	4-10	1-0	23:40
Nov. 7	CLEVELAND	348	23-85	263	29-42	0/2	5-25	25	3-11	4-1	35:22
Nov. 14	—BYE—										
Nov. 21	at Las Vegas	288	38-159	129	20-29	1/0	3-19	23	8-16	3-1	37:20
Nov. 28	PITTSBURGH	370	38-198	172	20-25	1/1	2-18	25	5-11	0-0	35:20
Dec. 5	L.A. CHARGERS	356	25-96	260	24-40	1/2	6-40	21	6-12	2-2	31:14
Dec. 12	SAN FRANCISCO	397	26-86	311	25-34	2/0	5-37	22	4-13	4-2	34:17
Dec. 19	at Denver	249	26-113	136	15-22	1/0	3-21	12	4-13	0-0	27:19
Dec. 26	BALTIMORE	575	21-77	498	37-46	4/0	3-27	33	5-10	0-0	37:03
Jan. 2	KANSAS CITY	475	19-60	415	30-40	4/0	4-31	23	4-10	0-0	29:06
Jan. 9	at Cleveland	182	18-79	103	15-29	1/0	4-33	11	5-14	1-0	26:21
2021 REG. SEASON TOTALS		6145	436-1742	4403	384-555	36/14	55-403	337	82-207	18-7	30:39
Jan. 15	LAS VEGAS	308	25-83	225	24-34	2/0	2-19	18	5-12	0-0	31:51
Jan. 22	at Tennessee	345	18-65	280	28-37	0/1	9-68	17	7-15	0-0	33:25
Jan. 30	at Kansas City	359	27-116	243	23-38	2/1	1-7	21	8-14	0-0	35:56
Feb. 13	L.A. RAMS	305	20-79	226	23-34	2/0	7-43	15	3-14	0-0	29:13
2021 POSTSEASON TOTALS		1317	90-343	974	98-143	6/2	19-137	71	23-55	0-0	31:51

DEFENSE

DATE	OPPONENT	YDS	RUSH-YDS	PASS YDS	COMP-ATT	TD-P/INT	SKD-YDS	1D	3D-CONV	F-FL	POSS
Sept. 12	MINNESOTA	403	22-67	336	37-50	2/0	3-26	24	6-16	1-1	35:09
Sept. 19	at Chicago	206	34-123	83	15-24	1/1	3-33	16	6-15	1-0	31:21
Sept. 26	at Pittsburgh	342	15-45	297	38-58	1/2	4-21	21	9-19	1-0	35:22
Sept. 30	JACKSONVILLE	341	30-139	202	17-24	0/0	1-2	21	6-12	1-0	28:45
Oct. 10	GREEN BAY	466	22-133	333	27-39	2/1	2-11	21	4-11	0-0	33:59
Oct. 17	at Detroit	228	18-36	192	28-42	0/1	1-10	15	5-14	0-0	24:08
Oct. 24	at Baltimore	393	24-115	278	20-42	1/0	5-18	20	5-16	1-0	31:49
Oct. 31	at N.Y. Jets	511	27-97	414	39-49	3/2	2-8	32	6-11	1-1	36:20
Nov. 7	CLEVELAND	361	23-153	208	14-21	2/0	2-10	14	3-9	2-0	24:38
Nov. 14	—BYE—										
Nov. 21	at Las Vegas	278	18-72	206	19-27	1/1	2-9	13	1-7	2-1	22:40
Nov. 28	PITTSBURGH	301	15-51	250	24-41	1/2	3-13	16	7-13	2-1	24:40
Dec. 5	L.A. CHARGERS	363	22-79	284	26-35	3/1	4-33	18	4-13	2-2	28:46
Dec. 12	SAN FRANCISCO	355	23-100	255	27-41	2/0	5-41	21	5-15	2-0	33:50
Dec. 19	at Denver	292	34-133	159	18-34	1/0	3-27	19	7-16	1-1	32:41
Dec. 26	BALTIMORE	334	16-39	295	28-40	2/1	1-9	21	6-11	2-0	22:57
Jan. 2	KANSAS CITY	414	23-155	259	26-35	2/0	0-0	23	6-11	0-0	30:54
Jan. 9	at Cleveland	376	41-205	171	17-24	2/1	1-5	24	6-12	2-1	33:39
2021 REG. SEASON TOTALS		5964	407-1742	4222	420-626	26/13	42-276	339	92-221	21-8	29:21
Jan. 15	LAS VEGAS	385	14-103	282	29-54	1/1	3-28	23	8-18	2-1	28:09
Jan. 22	at Tennessee	353	27-140	213	15-24	1/3	1-7	16	1-8	0-0	26:35
Jan. 30	at Kansas City	375	24-139	236	26-39	3/2	4-39	24	6-12	2-0	29:42
Feb. 13	L.A. RAMS	313	23-43	270	26-41	3/2	2-13	18	6-15	0-0	30:47
2021 POSTSEASON TOTALS		1426	88-425	1001	96-158	8/8	10-87	81	21-53	4-1	28:09

2021 BEST PERFORMANCES

REGULAR SEASON

RUSHING YARDS

165 — Joe Mixon, Nov. 28 vs. Pittsburgh
127 — Joe Mixon, Sept. 12 vs. Minnesota
123 — Joe Mixon, Nov. 21 at Las Vegas

RUSHING ATTEMPTS

30 — Joe Mixon, Nov. 21 at Las Vegas
29 — Joe Mixon, Sept. 12 vs. Minnesota
28 — Joe Mixon, Nov. 28 vs. Pittsburgh

LONGEST RUSHES

46 — Samaje Perine, Oct. 24 at Baltimore (TD)
32 — Joe Mixon, Nov. 28 vs. Pittsburgh
27 — Joe Mixon, Sept. 26 at Pittsburgh

RECEPTIONS

12 — Tee Higgins, Dec. 26 vs. Baltimore
11 — Ja'Marr Chase, Jan. 2 vs. Kansas City
9 — (two times)

RECEIVING YARDS

266 — Ja'Marr Chase, Jan. 2 vs. Kansas City
201 — Ja'Marr Chase, Oct. 24 at Baltimore
194 — Tee Higgins, Dec. 26 vs. Baltimore

PASSING YARDS

525 — Joe Burrow, Dec. 26 vs. Baltimore
446 — Joe Burrow, Jan. 2 vs. Kansas City
416 — Joe Burrow, Oct. 24 at Baltimore

PASS ATTEMPTS

46 — Joe Burrow, Dec. 26 vs. Baltimore
40 — Joe Burrow, Nov. 7 vs. Cleveland
40 — Joe Burrow, Dec. 5 vs. L.A. Chargers

PASS COMPLETIONS

37 — Joe Burrow, Dec. 26 vs. Baltimore
30 — Joe Burrow, Jan. 2 vs. Kansas City
28 — Joe Burrow, Nov. 7 vs. Cleveland

LONGEST PASSES

82 — Joe Burrow to Ja'Marr Chase, Oct. 24 at Baltimore (TD)
72 — Joe Burrow to Ja'Marr Chase, Jan. 2 vs. Kansas City (TD)
70 — Joe Burrow to Ja'Marr Chase, Oct. 10 vs. Green Bay (TD)

YARDS FROM SCRIMMAGE

266 — Ja'Marr Chase, Jan. 2 vs. Kansas City
201 — Ja'Marr Chase, Oct. 24 at Baltimore
194 — Tee Higgins, Dec. 26 vs. Baltimore

LONGEST KICKOFF RETURNS

44 — Brandon Wilson, Oct. 10 vs. Green Bay
32 — Darius Phillips, Nov. 21 at Las Vegas
30 — Brandon Wilson, Sept. 26 at Pittsburgh

LONGEST PUNT RETURNS

17 — Darius Phillips, Nov. 28 vs. Pittsburgh
16 — Darius Phillips, Sept. 26 at Pittsburgh
15 — (four times)

TOTAL TACKLES*

15 — Germaine Pratt, Dec. 19 at Denver
14 — Logan Wilson, Sept. 26 at Pittsburgh
12 — Logan Wilson, Oct. 31 at N.Y. Jets

SOLO TACKLES*

10 — Logan Wilson, Oct. 31 at N.Y. Jets
10 — Chidobe Awuzie, Jan. 2 vs. Kansas City
9 — Germaine Pratt, Dec. 19 at Denver

***NOTE:** The defensive statistics above are press box statistics produced at the games.

2021 STARTING LINEUPS

OFFENSE

DATE	OPPONENT	WR	LOT	LG	C	RG	ROT	TE	WR	WR	QB	HB
Sept. 12	MINNESOTA	Chase	J.Williams	Spain	Hopkins	Su'a-Filo	Reiff	Uzomah	D.Sample(2ndTE)	Higgins	Burrow	Mixon
Sept. 19	at Chicago	Chase	J.Williams	Spain	Hopkins	Su'a-Filo	Reiff	Uzomah	Boyd	Higgins	Burrow	Mixon
Sept. 26	at Pittsburgh	Chase	J.Williams	Spain	Hopkins	Carman	Reiff	Uzomah	Boyd	D.Sample(2ndTE)	Burrow	Mixon
Sept. 30	JACKSONVILLE	Chase	J.Williams	Spain	Hopkins	Carman	Reiff	Uzomah	Boyd	Thomas	Burrow	Mixon
Oct. 10	GREEN BAY	Chase	J.Williams	Spain	Hopkins	Carman	Reiff	Uzomah	Boyd	Higgins	Burrow	Mixon
Oct. 17	at Detroit	Chase	J.Williams	Spain	Hopkins	T.Hill	Reiff	Uzomah	D.Sample(2ndTE)	Higgins	Burrow	Mixon
Oct. 24	at Baltimore	Chase	J.Williams	Spain	Hopkins	Carman	Reiff	Uzomah	Boyd	Higgins	Burrow	Mixon
Oct. 31	at N.Y. Jets	Chase	J.Williams	Spain	Hopkins	Carman	Reiff	Uzomah	Boyd	Higgins	Burrow	Mixon
Nov. 7	CLEVELAND	Chase	J.Williams	Spain	Hopkins	Adeniji	Reiff	Uzomah	D.Sample(2ndTE)	Higgins	Burrow	Mixon
Nov. 14	—BYE—											
Nov. 21	at Las Vegas	Chase	J.Williams	Spain	Hopkins	Adeniji	Reiff	Uzomah	D.Sample(2ndTE)	Higgins	Burrow	Mixon
Nov. 28	PITTSBURGH	Chase	J.Williams	Spain	Hopkins	Adeniji	Reiff	Uzomah	D.Sample(2ndTE)	Higgins	Burrow	Mixon
Dec. 5	L.A. CHARGERS	Chase	J.Williams	Spain	T.Hill	Adeniji	Prince	Uzomah	Boyd	Higgins	Burrow	Mixon
Dec. 12	SAN FRANCISCO	Chase	J.Williams	Spain	Hopkins	Adeniji	Reiff	Uzomah	D.Sample(2ndTE)	Higgins	Burrow	Mixon
Dec. 19	at Denver	Chase	J.Williams	Spain	Hopkins	Adeniji	Johnson	Uzomah	Boyd	Higgins	Burrow	Mixon
Dec. 26	BALTIMORE	Chase	J.Williams	Spain	Hopkins	Adeniji	Prince	Uzomah	Boyd	Higgins	Burrow	Mixon
Jan. 2	KANSAS CITY	Chase	J.Williams	Spain	Hopkins	Adeniji	Prince	Uzomah	Boyd	Higgins	Burrow	Mixon
Jan. 9	at Cleveland	Chase	Smith	Carman	T.Hill	Adeniji	Prince	Sample	Wilcox(2ndTE)	Morgan	B.Allen	Evans
Jan. 15	LAS VEGAS	Chase	J.Williams	Spain	Hopkins	Adeniji	Prince	Uzomah	Boyd	D.Sample(2ndTE)	Burrow	Mixon
Jan. 22	at Tennessee	Chase	J.Williams	Spain	Hopkins	Adeniji	Prince	Uzomah	Boyd	Higgins	Burrow	Mixon
Jan. 30	at Kansas City	Chase	J.Williams	Spain	Hopkins	Adeniji	Prince	Uzomah	D.Sample(2ndTE)	Higgins	Burrow	Mixon
Feb. 13	L.A. RAMS	Chase	J.Williams	Spain	Hopkins	Adeniji	Prince	Uzomah	Boyd	Higgins	Burrow	Mixon

DEFENSE

DATE	OPPONENT	LDE	NT	DT	RDE	LB	LB	NCB	CB	CB	S	S
Sept. 12	MINNESOTA	Hubbard	Reader	Ogunjobi	Hendrickson	Wilson	Pratt	Hilton	Apple	Awuzie	Bell	Bates
Sept. 19	at Chicago	Hubbard	Reader	Ogunjobi	Tupou(2ndDT)	Wilson	Pratt	Hilton	Apple	Awuzie	Bell	Bates
Sept. 26	at Pittsburgh	Hubbard	Reader	Ogunjobi	Hendrickson	Wilson	Pratt	Hilton	Apple	Awuzie	Bell	Bates
Sept. 30	JACKSONVILLE	Hubbard	Reader	Ogunjobi	Hendrickson	Wilson	Pratt	Tupou(2ndDT)	Waynes	Apple	Bell	Wilson
Oct. 10	GREEN BAY	Hubbard	Reader	Ogunjobi	Hendrickson	Wilson	Pratt	Tupou(2ndDT)	Waynes	Awuzie	Bell	Bates
Oct. 17	at Detroit	Hubbard	Reader	Ogunjobi	Hendrickson	Wilson	Pratt	Tupou(2ndDT)	Apple	Awuzie	Bell	Bates
Oct. 24	at Baltimore	Hubbard	Reader	Ogunjobi	Hendrickson	Wilson	Pratt	Tupou(2ndDT)	Apple	Awuzie	Bell	Bates
Oct. 31	at N.Y. Jets	Hubbard	Reader	Ogunjobi	Hendrickson	Wilson	Pratt	Tupou(2ndDT)	Apple	Awuzie	Bell	Bates
Nov. 7	CLEVELAND	Hubbard	Reader	Ogunjobi	Hendrickson	Wilson	Pratt	Tupou(2ndDT)	Apple	Awuzie	Bell	Bates
Nov. 14	—BYE—											
Nov. 21	at Las Vegas	Hubbard	Reader	Ogunjobi	Hendrickson	Wilson	Pratt	Hilton	Apple	Awuzie	Bell	Bates
Nov. 28	PITTSBURGH	Hubbard	Reader	Ogunjobi	B.Hill(2nd DT)	Wilson	Pratt	Hilton	Apple	Awuzie	Bell	Bates
Dec. 5	L.A. CHARGERS	Hubbard	Reader	Ogunjobi	Hendrickson	Wilson	Pratt	Hilton	Apple	Awuzie	Bell	Bates
Dec. 12	SAN FRANCISCO	Hubbard	Reader	Ogunjobi	Hendrickson	Bachie	Pratt	B.Hill(2ndDT)	Apple	Awuzie	Bell	Bates
Dec. 19	at Denver	Hubbard	Reader	Ogunjobi	Hendrickson	Bachie	Pratt	Hilton	Apple	Waynes	Bell	Bates
Dec. 26	BALTIMORE	Hubbard	Tupou	Ogunjobi	Hendrickson	Bailey	Pratt	Hilton	Apple	Awuzie	Bell	Bates
Jan. 2	KANSAS CITY	Hubbard	Reader	Ogunjobi	Hendrickson	Wilson	Bailey	Hilton	Apple	Awuzie	Bell	Bates
Jan. 9	at Cleveland	Ray	Tupou	Daniels	Kareem	Johnston	Bailey	Hargreaves	Waynes	Flowers	R.Allen	M.J.Thomas
Jan. 15	LAS VEGAS	Hubbard	Reader	Ogunjobi	Hendrickson	Wilson	Pratt	Hilton	Apple	Awuzie	Bell	Bates
Jan. 22	at Tennessee	Hubbard	Reader	B.Hill	Hendrickson	Wilson	Pratt	Tupou(2ndDT)	Apple	Awuzie	Bell	Bates
Jan. 30	at Kansas City	Hubbard	Reader	B.Hill	Hendrickson	Wilson	Pratt	Hilton	Apple	Awuzie	Bell	Bates
Feb. 13	L.A. RAMS	Hubbard	Reader	B.Hill	Hendrickson	Wilson	Pratt	Hilton	Apple	Awuzie	Bell	Bates

2021 REGULAR-SEASON PARTICIPATION CHART

LEGEND

(NOTE: Position designation indicates start.)

P — played as a substitute
DNP — did not play
IL — inactive list
PS — practice squad
NWT — not with team
REX — roster exemption
RI — reserve/injured list
RPUP — reserve/physically unable to perform list

RNFI — reserve/non-football injury list
RNFI-I — reserve/non-football illness list
RSBC — reserve/suspended by commissioner list
RSBT — reserve/suspended by team list
ROO — reserve/opt-out
RC19 — reserve/COVID-19 list
RF — reserve/future list

PSI — practice squad/injured list
PSSBC — practice squad/suspended by commissioner list
***** — eligible to practice while on a reserve list
^ — reserve/injured player designated for return
+ — designated practice squad protected player
= — standard elevation from practice squad
< — COVID-19 replacement from practice squad

	Cin.	1	2	3	4	5	6	7	8	9	10	11	12	13	14	15	16	17
NAME	G-S	MINN.	@Chi.	@Pitt.	JAX.	G.B.	@Det.	@Balt.	@NYJ	CLE.	@L.V.	PITT.	LAC	S.F.	@Den.	BALT.	K.C.	@Cle.
Adeniji, Hakeem	9-9	RNFI	RNFI	RNFI	RNFI	RNFI	RNFI	RNFI*	RNFI*	RG	RG	RG	RG	RG	RG	RG	RG	RG
Allen, Brandon	6-1	DNP	DNP	DNP	DNP	DNP	P	P	DNP	P	DNP	P	DNP	DNP	DNP	DNP	P	QB
Allen, Ricardo	14-1	P	RI	RI	RI	P	P	P	P	P	P	P	P	P	P	P	P	S
Apple, Eli	16-15	CB	CB	CB	CB	P	CB	CB	CB	CB	CB	CB	CB	CB	CB	CB	CB	DNP
Awuzie, Chidobe	14-14	CB	CB	CB	IL	CB	CB	CB	CB	CB	CB	CB	CB	CB	RC19	CB	CB	DNP
Bachie, Joe	9-2	PS	PS	PS	PS	P+<	P+<	P	P	P	P	P	P	LB	LB	RI	RI	RI
Bailey, Markus	16-3	P	P	P	P	P	P	P	P	P	P	P	P	IL	P	LB	LB	LB
Bates, Jessie, III	15-15	S	S	S	IL	S	S	S	S	S	S	S	S	S	S	S	S	DNP
Bell, Vonn	16-16	S	S	S	S	S	S	S	S	S	S	S	S	S	S	S	S	RC19
Boyd, Tyler	16-10	P	WR	WR	WR	WR	P	WR	WR	P	P	P	WR	P	WR	WR	WR	DNP
Brannon, John	0-0	NWT	NWT	NWT	NWT	NWT	NWT	NWT	NWT	NWT	NWT	NWT	NWT	NWT	PS	PS	DNP=	PS
Brown, Tony	0-0	PS+	PS	PS	PS	NWT	NWT	NWT	NWT	NWT	NWT	NWT	NWT	NWT	NWT	NWT	NWT	NWT
Browning, Jake	0-0	PS	PS	PS	PS	PS	PS	PS	PS	PS	PS	PS	PS	PS	PS	PS	IL+=	DNP=
Burrow, Joe	16-16	QB	QB	QB	QB	QB	QB	QB	QB	QB	QB	QB	QB	QB	QB	QB	QB	IL
Calitro, Austin	5-0	NWT	NWT	NWT	NWT	NWT	NWT	NWT	NWT	NWT	PS+	PS+	PS	P+<	P+<	P+<	P	P
Carman, Jackson	17-6	P	P	RG	RG	RG	P	RG	RG	P	P	P	P	P	P	P	P	LG
Chase, Ja'Marr	17-17	WR	WR	WR	WR	WR	WR	WR	WR	WR	WR	WR	WR	WR	WR	WR	WR	WR
Chrisman, Druce	0-0	NWT	NWT	NWT	NWT	PS	NWT	NWT	NWT	NWT	NWT	NWT	NWT	NWT	NWT	PS	PS	PS
Costin, Doug	0-0	NWT	NWT	NWT	NWT	NWT	NWT	NWT	NWT	NWT	NWT	NWT	NWT	NWT	NWT	NWT	NWT	NWT
Daniels, Mike	2-1	PS	PS	PS	PS	PS	PS	PS	PS	PS	PS	PS	PS	PS	PS	P+<	PS+	DT<
Davis, Jalen	15-0	P	P	P	P	P	P	P	P	P	P	P	P	P	P	P	IL	IL
Davis, Sean	2-0	NWT	P	P+<	PS	NWT	NWT	NWT	NWT	NWT	NWT	NWT	NWT	NWT	NWT	NWT	NWT	NWT
Davis-Gaither, Akeem	9-0	P	P	P	P	P	P	P	P	P	RI	RI	RI	RI	RI	RI	RI	RC19
Evans, Chris	14-1	P	P	P	P	P	P	P	IL	P	P	P	IL	P	P	P	P	HB
Evans, Jordan	5-0	P	P	P	P	P	RI	RI	RI	RI	RI	RI	RI	RI	RI	RI	RI	RC19
Flowers, Tre	11-1	NWT	NWT	NWT	NWT	NWT	IL	P	P	P	P	P	P	P	P	P	P	NCB
Fry, Elliott	1-0	NWT	NWT	NWT	NWT	NWT	NWT	NWT	NWT	NWT	NWT	NWT	NWT	NWT	NWT	NWT	NWT	P=
Gallard, Lamont	0-0	NWT	NWT	PS	PS	PS	PS	PS	PS	PS	PS	PS	PS	PS	PS	PS	PS	PS
Hargreaves, Vernon, III	4-1	NWT	NWT	NWT	NWT	NWT	NWT	NWT	NWT	IL	IL	IL	P	P	IL	IL	P	NCB
Harris, Clark	17-0	P	P	P	P	P	P	P	P	P	P	P	P	P	P	P	P	P
Henderson, Trayvon	2-0	PS	PS+	PS+	P=	PS+	PS	PS	PS	PS	PS	PS	PS	PS	PS	PS	PS	P+<
Hendrickson, Trey	16-14	RDE	RDE	RDE	RDE	RDE	RDE	RDE	RDE	RDE	RDE	RDE	RDE	RDE	RDE	RDE	RDE	RC19
Higgins, Tee	14-14	WR	WR	IL	WR	WR	WR	WR	WR	WR	WR	WR	WR	WR	WR	WR	WR	IL
Hill, B.J.	16-2	P	P	P	P	P	P	P	P	P	P	2ndDT	P	2ndDT	P	P	P	RC19
Hill, Holton	0-0	NWT	NWT	NWT	NWT	NWT	PS+	PS	PS	PS	PS	PS	PS	PS	PS	NWT	NWT	NWT
Hill, Trey	13-3	DNP	DNP	P	P	P	RG	P	P	P	P	P	C	P	DNP	DNP	P	C
Hilton, Mike	17-9	NCB	NCB	NCB	P	P	P	P	P	P	NCB	NCB	NCB	P	NCB	NCB	NCB	P
Hodge, Darius	4-0	P	P	P	IL	IL	IL	IL	IL	NWT	NWT	NWT	NWT	NWT	NWT	NWT	NWT	NWT
Holba, Colin	0-0	NWT	NWT	NWT	NWT	NWT	NWT	NWT	NWT	NWT	NWT	NWT	NWT	NWT	NWT	NWT	PS	PS
Holyfield, Elijah	0-0	NWT	NWT	NWT	NWT	NWT	PS	PS	PS	PS	PS	PS	PS	PS	PS	PS	PS	PS
Hopkins, Trey	15-15	C	C	C	C	C	C	C	C	C	C	C	IL	C	C	C	C	RC19
Hubbard, Sam	16-16	LDE	LDE	LDE	LDE	LDE	LDE	LDE	LDE	LDE	LDE	LDE	LDE	LDE	LDE	LDE	LDE	DNP
Huber, Kevin	17-0	P	P	P	P	P	P	P	P	P	P	P	P	P	P	P	P	P
Hubert, Wyatt	0-0	RNFI	RNFI	RNFI	RNFI	RNFI	RNFI	RNFI	RNFI	RNFI	RNFI	RNFI	RNFI	RNFI	RNFI	RNFI	RNFI	RNFI
Irwin, Trenton	7-0	PS	IL	IL	IL	IL	P	P	DNP	IL	IL	IL	IL	IL	IL	IL	RC19	P
Johnson, Fred	5-1	IL	IL	IL	IL	IL	P	P	DNP	IL	IL	IL	DNP	IL	RC19	IL	P	P
Johnston, Clay	7-1	NWT	NWT	NWT	NWT	NWT	NWT	NWT	NWT	NWT	NWT	NWT	NWT	NWT	P	P	P	LB
Jones, Keandre	5-0	PS	PS	PS	PS	PS	PS	PS	PS	PS	PS	PS	PS	PS	P=	P	P	P
Kareem, Khalid	7-1	RI	RI	RI	RI	RI	RI*	RI*	P	P	P	P	IL	IL	IL	IL	P	RDE
Kerr, Zach	0-0	NWT	NWT	NWT	NWT	NWT	NWT	NWT	NWT	NWT	NWT	NWT	NWT	NWT	NWT	NWT	NWT	NWT
Lewis, Donnie, Jr.	0-0	RI	NWT	NWT	NWT	NWT	NWT	NWT	NWT	NWT	NWT	NWT	NWT	NWT	NWT	NWT	NWT	NWT
McCloud, Nick	2-0	IL	IL	P	IL	IL	IL	IL	IL	NWT	NWT	NWT	NWT	NWT	NWT	NWT	NWT	NWT
McPherson, Evan	16-0	P	P	P	P	P	P	P	P	P	P	P	P	P	P	P	P	IL
Mixon, Joe	16-16	HB	HB	HB	HB	HB	HB	HB	HB	HB	HB	HB	HB	HB	HB	HB	HB	RC19
Morgan, Stanley	17-1	P	P	P	P	P	P	P	P	P	P	P	P	P	P	P	P	WR
Moss, Thaddeus	0-0	PS	PS	PS	PS	PS	PS	PS	PS	PS	PS	DNP=	PS	PS	PS	PS	PS	PS
Myrick, Chris	0-0	NWT	NWT	NWT	NWT	NWT	NWT	NWT	NWT	NWT	NWT	NWT	NWT	NWT	NWT	NWT	NWT	PS
Ogunjobi, Larry	16-16	DT	DT	DT	DT	DT	DT	DT	DT	DT	DT	DT	DT	DT	DT	DT	DT	RC19
Ossai, Joseph	0-0	RI	RI	RI	RI	RI	RI	RI	RI	RI	RI	RI	RI	RI	RI	RI	RI	RI
Patrick, Jacques	0-0	PS	PS	NWT	NWT	NWT	NWT	NWT	NWT	NWT	NWT	NWT	NWT	NWT	NWT	NWT	NWT	NWT
Perine, Samaje	16-0	P	P	P	P	P	RC19	P	P	P	P	P	P	P	P	P	P	P
Phillips, Darius	12-0	P	P	P	P	P	P	P	P	P	P	P	IL	P	RI	RI	RC19	RI
Pratt, Germaine	15-15	LB	LB	LB	LB	LB	LB	LB	LB	LB	LB	LB	LB	LB	LB	LB	IL	DNP
Prince, Isalah	15-4	P	DNP	P	P	P	P	P	P	P	P	P	ROT	P	IL	ROT	ROT	ROT
Ray, Wyatt	15-1	P	P	P	P	P	P	P	IL	P	P	P	P	P	P	RC19	P	LDE
Reader, D.J.	15-15	NT	NT	NT	NT	NT	NT	NT	NT	NT	NT	NT	NT	NT	NT	RC19	NT	IL
Reiff, Riley	12-12	ROT	ROT	ROT	ROT	ROT	ROT	ROT	ROT	ROT	ROT	ROT	ROT	ROT	RI	RI	RI	RI
Sample, Cam	14-0	P	P	P	P	P	P	P	P	IL	P	P	P	P	P	P	P	IL
Sample, Drew	17-8	2ndTE	P	2ndTE	P	P	2ndTE	P	P	2ndTE	2ndTE	2ndTE	P	2ndTE	P	P	P	TE
Scales, Tegray	0-0	NWT	NWT	NWT	NWT	NWT	NWT	NWT	NWT	NWT	NWT	NWT	NWT	NWT	NWT	NWT	NWT	NWT
Schreck, Mason	1-0	PS+	PS	PS	PS	PS	PS	PS	PS+	PS	P+<	PS	PS	PS	PS	PS	PS	PS
Shelvin, Tyler	3-0	IL	IL	IL	IL	IL	IL	IL	IL	P	IL	IL	IL	IL	IL	P	IL	P
Smith, D'Ante	2-1	IL	DNP	DNP	DNP	RI	RI	RI	RI	RI	RI	RI	RI	RI*	P	DNP	IL	LOT
Spain, Quinton	16-16	LG	LG	LG	LG	LG	LG	LG	LG	LG	LG	LG	LG	LG	LG	LG	LG	RC19
Spence, Noah	2-0	PS	PS	PS	PS	PS	PS	PS	PS	PS	PS	PS	PS	PS	PS	P+<	P+<	P+<
Square, Damion	0-0	NWT	NWT	NWT	NWT	NWT	NWT	NWT	NWT	NWT	NWT	NWT	NWT	NWT	NWT	NWT	NWT	NWT
Su'a-Filo, Xavier	2-2	RG	RG	IL	IL	RI	RI	RI	RI	RI	RI	RI	RI	RI	RI	RI*	RI*	RI*
Sutherland, Keaton	1-0	PS+	PS+	RC19	RC19	PS	PS+	PS+	PS+	PS+	PS+	PS+	DNP+=	PS+	PS	PS	PS	P+<
Tate, Auden	7-0	P	P	P	P	P	P	P	IL	IL	IL	IL	RI	RI	RI	RI	RC19	RI
Taylor, Trent	4-0	PS	PS	PS	PS	PS+	PS	PS	PS	PS	PS	PS	PS	PS	P+<	P+<	P+<	P+<
Thomas, Michael J.	8-1	NWT	NWT	NWT	PS	PS	PS	PS	PS	PS	P	P	P	P	P	P	P	S
Thomas, Mike D.	12-1	P	P	WR	IL	IL	IL	IL	P	P	P	P	IL	P	P	RC19	P	P
Tupou, Josh	17-9	P	2ndDT	P	2ndDT	2ndDT	2ndDT	2ndDT	2ndDT	2ndDT	P	P	P	P	P	NT	P	NT
Uzomah, C.J.	16-16	TE	TE	TE	TE	TE	TE	TE	TE	TE	TE	TE	TE	TE	TE	TE	TE	DNP
Washington, Scotty	0-0	NWT	NWT	NWT	NWT	NWT	NWT	NWT	NWT	NWT	NWT	NWT	NWT	NWT	NWT	NWT	RC19	PS
Waynes, Trae	5-4	IL	IL	CB	CB	RI	RI	RI	RI	RI	RI	RI	RI	RI*	CB	P	RC19	CB
Wilcox, Mitchell	15-1	P	P	P	P	P	P	P	P	P	RC19	IL	P	P	P	P	P	2ndTE
Williams, Jonah	16-16	LOT	LOT	LOT	LOT	LOT	LOT	LOT	LOT	LOT	LOT	LOT	LOT	LOT	LOT	LOT	LOT	DNP
Williams, Pooka, Jr.	1-0	PS	PS	PS	PS	PS	PS	PS	PS	PS	PS	PS	P+<	PS+	PS+	PSSBC	PSSBC	PS
Williams, Trayveon	5-0	PS	PS	PS+	PS+	P+<	P+<	P+<	P+<	P+<	P+<	P+<	P+<	P	IL	IL	IL	P
Wilson, Brandon	9-1	P	P	S	P	P	P	P	P	P	RI	RI	RI	RI	RI	RI	RI	RI
Wilson, Logan	13-13	LB	LB	LB	LB	LB	LB	LB	LB	LB	LB	LB	LB	IL	IL	IL	LB	LB
Wren, Renell	1-0	PS+	PS+	PS	PS+	PS	PS	PS+	PS+	PS+	PS+	PS+	PS+	PS+	PS	PS	PS	P+<

2021 POSTSEASON PARTICIPATION CHART

LEGEND

(NOTE: Position designation indicates start.)

P — played as a substitute
DNP — did not play
IL — inactive list
PS — practice squad
NWT — not with team
REX — roster exemption
RI — reserve/injured list
RPUP — reserve/physically unable to perform list

RNFI — reserve/non-football injury list
RNF-I — reserve/non-football illness list
RSBC — reserve/suspended by commissioner list
RSBT — reserve/suspended by team list
ROO — reserve/opt-out
RC-19 — reserve/COVID-19 list
RF — reserve/future list

PSI — practice squad/injured list
PSSBC — practice squad/suspended by commissioner list
***** — eligible to practice while on a reserve list
^ — reserve/injured player designated for return
+ — designated practice squad protected player
= — standard elevation from practice squad
< — COVID-19 replacement from practice squad

NAME	Cin. G-S	WC L.V.	DIV. @Tenn.	AFCC @K.C.	SB LVI LARams
Adeniji, Hakeem	4-4	RG	RG	RG	RG
Allen, Brandon	0-0	DNP	DNP	DNP	DNP
Allen, Ricardo	4-0	P	P	P	P
Apple, Eli	4-4	CB	CB	CB	CB
Awuzie, Chidobe	4-4	CB	CB	CB	CB
Bachie, Joe	0-0	RI	RC19	RI	RI
Bailey, Markus	4-0	P	P	P	P
Bates, Jessie, III	4-4	S	S	S	S
Bell, Vonn	4-4	S	S	S	S
Boyd, Tyler	4-3	WR	WR	P	WR
Brannon, John	0-0	PS	PS	PS	PS
Brown, Tony	0-0	NWT	NWT	NWT	NWT
Browning, Jake	0-0	PS	PS	PS	PS
Burrow, Joe	4-4	QB	QB	QB	QB
Calitro, Austin	0-0	PS	PS	PS	PS
Carman, Jackson	4-0	P	P	P	P
Chase, Ja'Marr	4-4	WR	WR	WR	WR
Chrisman, Drue	0-0	PS	NWT	NWT	RF
Costin, Doug	0-0	NWT	PS	NWT	NWT
Daniels, Mike	1-0	P+=	PS	PS	IL=
Davis, Jalen	1-0	IL	DNP	DNP	P
Davis, Sean	0-0	NWT	NWT	NWT	NWT
Davis-Gaither, Akeem	0-0	RC19	RI	RI	RI
Evans, Chris	4-0	P	P	P	P
Evans, Jordan	0-0	RC19	RI	RI	RI
Flowers, Tre	4-0	P	P	P	P
Fry, Elliott	0-0	PSI	PSI	PSI	NWT
Gallard, Lamont	0-0	PS	PS	PS	PS
Hargreaves, Vernon, III	1-0	P	IL	IL	IL
Harris, Clark	4-0	P	P	P	P
Henderson, Trayvon	0-0	PS+	PS+	PS+	PS
Hendrickson, Trey	4-4	RDE	RDE	RDE	RDE
Higgins, Tee	4-3	P	WR	WR	WR
Hill, B.J.	4-3	P	DT	DT	DT
Hill, Holton	0-0	NWT	NWT	NWT	NWT
Hill, Trey	4-0	P	P	P	P
Hilton, Mike	4-3	NCB	P	NCB	NCB
Hodge, Darius	0-0	NWT	NWT	NWT	NWT
Holba, Colin	0-0	PS	NWT	NWT	NWT
Holyfield, Elijah	0-0	PS	PS	PS	PS
Hopkins, Trey	4-4	C	C	C	C
Hubbard, Sam	4-4	LDE	LDE	LDE	LDE
Huber, Kevin	4-0	P	P	P	P
Hubert, Wyatt	0-0	RNFI	RNFI	RNFI	RNFI
Irwin, Trenton	0-0	IL	IL	IL	IL
Johnson, Fred	0-0	IL	IL	IL	IL
Johnston, Clay	4-0	P	P	P	P
Jones, Keandre	4-0	P	P	P	P
Kareem, Khalid	4-0	P	P	P	P
Kerr, Zach	3-0	NWT	P	P	P
Lewis, Donnie, Jr.	0-0	NWT	NWT	NWT	NWT
McCloud, Nick	0-0	NWT	NWT	NWT	NWT
McPherson, Evan	4-0	P	P	P	P
Mixon, Joe	4-4	HB	HB	HB	HB
Morgan, Stanley	1-0	IL	IL	IL	P
Moss, Thaddeus	0-0	PSI	PSI	PSI	PSI
Myarick, Chris	0-0	PS	PS	PS	PS
Ogunjobi, Larry	1-1	DT	RI	RI	RI
Ossai, Joseph	0-0	RI	RI	RI	RI
Patrick, Jacques	0-0	NWT	NWT	NWT	NWT
Perine, Samaje	4-0	P	P	P	P
Phillips, Darius	0-0	RI	RI	RI	RI
Pratt, Germaine	4-4	LB	LB	LB	LB
Prince, Isalah	4-4	ROT	ROT	ROT	ROT
Ray, Wyatt	1-0	IL	IL	P	IL
Reader, D.J.	4-4	NT	NT	NT	NT
Reiff, Riley	0-0	RI	RI	RI	RI
Sample, Cam	3-0	P	P	IL	P
Sample, Drew	4-2	2ndTE	P	2ndTE	P
Scales, Tegray	0-0	NWT	NWT	NWT	NWT
Schreck, Mason	0-0	PSI	PSI	PSI	PSI
Shelvin, Tyler	2-0	IL	P	P	IL
Smith, D'Ante	2-0	DNP	P	P	P
Spain, Quinton	4-4	LG	LG	LG	LG
Spence, Noah	0-0	PS	PS	PS	PS
Square, Damion	1-0	NWT	NWT	P+=	PS
Su'a-Filo, Xavier	0-0	RI^	PS	PS	PS
Sutherland, Keaton	0-0	PS+	PS+	PS+	PS
Tate, Auden	0-0	RI^	RI^	RI^	RI
Taylor, Trent	4-0	P+=	P+=	P+=	P=
Thomas, Michael J.	4-0	P	P	P	P
Thomas, Mike D.	4-0	P	P	P	P
Tupou, Josh	2-1	IL	2ndDT	IL	P
Uzomah, C.J.	4-4	TE	TE	TE	TE
Washington, Scotty	0-0	PS	PS	PS	PS
Waynes, Trae	4-0	P	P	P	P
Wilcox, Mitchell	4-0	P	P	P	P
Williams, Jonah	4-4	LOT	LOT	LOT	LOT
Williams, Pooka, Jr.	0-0	PS	PS	PS	PS
Williams, Trayveon	0-0	DNP	IL	IL	IL
Wilson, Brandon	0-0	RI	RI	RI	RI
Wilson, Logan	4-4	LB	LB	LB	LB
Wren, Renell	0-0	PS	PS+	PS	PS

2021-22 TRANSACTIONS

(TRANSACTIONS FROM 7-21-20 THROUGH 6-2-21 ARE IN BENGALS' 2021 MEDIA GUIDE.)

June 2, 2021	— Signed WR Ja'Marr Chase (D1) and DE Joseph Ossai (D3); Placed LS Dan Godsil on the Reserve/Retired list.	Oct. 5, 2021	— Signed P Drue Chrisman (FA) and S Michael J. Thomas (FA) to the Practice Squad; Released CB Tony Brown and S Sean Davis from the Practice Squad.
July 22, 2021	— Acquired C Lamont Gaillard on waivers from Arizona.	Oct. 6, 2021	— Announced that S Ricardo Allen was designated for return from the Reserve/Injured list and eligible to practice.
July 26, 2021	— Signed DE Sam Hubbard* to a contract extension; Signed WR Reece Horn (FA).	Oct. 9, 2021	— Returned S Ricardo Allen (designated for return from the Reserve/Injured list) to the active roster; Placed G Xavier Su'a-Filo on the Reserve/Injured list.
July 27, 2021	— Signed OT Gunnar Vogel (FA).	Oct. 11, 2021	— Placed LB Jordan Evans on the Reserve/Injured list; Placed G Jackson Carman and HB Samaje Perine on the Reserve/COVID-19 list.
Aug. 16, 2021	— Waived WR Reece Horn , WR Riley Lees and TE Pro Wells .	Oct. 12, 2021	— Placed CB Trae Waynes on the Reserve/Injured list; Signed CB Holton Hill (FA) and HB Elijah Holyfield (FA) to the Practice Squad; Released P Drue Chrisman from the Practice Squad.
Aug. 22, 2021	— Signed DE Noah Spence (FA); Terminated the contract of S Kavon Frazier ; Waived DE Freedom Akinmoladun , QB Eric Dungey , C Lamont Gaillard and TE Cheyenne O'Grady .	Oct. 13, 2021	— Announced that DE Khalid Kareem was designated for return from the Reserve/Injured list and eligible to practice.
Aug. 23, 2021	— Waived (injured) CB Donnie Lewis Jr. .	Oct. 14, 2021	— Acquired CB Tre Flowers on waivers from Seattle.
Aug. 24, 2021	— CB Donnie Lewis Jr. cleared waivers and reverted to Reserve/Injured list.	Oct. 15, 2021	— Returned G Jackson Carman to the active roster from the Reserve/COVID-19 list.
Aug. 30, 2021	— Acquired DT B.J. Hill in a trade with the N.Y. Giants for C Billy Price .	Oct. 16, 2021	— Placed G D'Ante Smith on the Reserve/Injured list; Elevated LB Joe Bachie to the active roster from the Practice Squad (COVID-19 elevation); Elevated HB Trayveon Williams to the active roster from the Practice Squad (standard elevation).
Aug. 31, 2021	— Placed the following two players on the Reserve/Non-Football Injury list: OT Hakeem Adeniji and DE Wyatt Hubert ; Placed DE Joseph Ossai on the Reserve/Injured list; Terminated the contracts of the following four vested veterans: DT Mike Daniels , TE Mason Schreck , DE Noah Spence and WR Trent Taylor ; Waived the following 20 players: LB Joe Bachie , DE Amani Bledsoe , CB Tony Brown , P Drue Chrisman , S Trayvon Henderson , LB Keandre Jones , G Michael Jordan , DT Kahlil McKenzie , TE Thaddeus Moss , HB Jacques Patrick , CB Antonio Phillips , CB Winston Rose , K Austin Seibert , QB Kyle Shurmur , G Keaton Sutherland , OT Gunnar Vogel , WR Scotty Washington , HB Pooka Williams Jr. , HB Trayveon Williams and DT Renell Wren .	Oct. 18, 2021	— LB Joe Bachie and HB Trayveon Williams reverted to the Practice Squad from the active roster.
Sept. 1, 2021	— Acquired the following two players on waivers: DE Wyatt Ray (from Tennessee) and CB Nick McCloud (from Buffalo); Terminated the contract of WR Mike Thomas ; Waived WR Trenton Irwin ; Signed the following 15 players to the Practice Squad: LB Joe Bachie , P Drue Chrisman , S Trayvon Henderson , LB Keandre Jones , TE Thaddeus Moss , HB Jacques Patrick , CB Tony Brown , CB Winston Rose , TE Mason Schreck , DE Noah Spence , G Keaton Sutherland , WR Trent Taylor , HB Pooka Williams Jr. , HB Trayveon Williams and DT Renell Wren .	Oct. 20, 2021	— Announced that OT Hakeem Adeniji (Reserve/Non-Football Injury list) was eligible to practice.
Sept. 2, 2021	— Re-signed WR Mike Thomas ; Placed DE Khalid Kareem on the Reserve/Injured list.	Oct. 21, 2021	— Returned HB Samaje Perine to the active roster from the Reserve/COVID-19 list.
Sept. 3, 2021	— Signed WR Trenton Irwin to the Practice Squad.	Oct. 23, 2021	— Elevated LB Joe Bachie from the Practice Squad to the active roster (standard elevation).
Sept. 6, 2021	— Signed DT Mike Daniels to the Practice Squad; Released CB Winston Rose from the Practice Squad.	Oct. 25, 2021	— LB Joe Bachie reverted to the Practice Squad from the active roster.
Sept. 7, 2021	— Signed QB Jake Browning (FA) to the Practice Squad; Released P Drue Chrisman from the Practice Squad.	Oct. 26, 2021	— Signed LB Joe Bachie off the Practice Squad; Returned TE Thaddeus Moss (Practice Squad/Injured) to the Practice Squad.
Sept. 14, 2021	— Waived CB Donnie Lewis from the Reserve/Injured list.	Oct. 30, 2021	— Returned DE Khalid Kareem (designated for return from the Reserve/Injured list) to the active roster; Elevated HB Trayveon Williams from the Practice Squad to the active roster (standard elevation).
Sept. 15, 2021	— Signed WR Trenton Irwin off the Practice Squad; Placed S Ricardo Allen on the Reserve/Injured list; Signed S Sean Davis (FA) to the Practice Squad.	Nov. 1, 2021	— HB Trayveon Williams reverted to the Practice Squad from the active roster.
Sept. 18, 2021	— Elevated S Sean Davis from the Practice Squad to the active roster (standard elevation).	Nov. 4, 2021	— Returned OT Hakeem Adeniji (designated for return from the Reserve/Injured list) to the active roster; Acquired CB Vernon Hargreaves III on waivers from Houston; Waived DE Darius Hodge and CB Nick McCloud .
Sept. 20, 2021	— S Sean Davis reverted to the Practice Squad from the active roster; Placed G Keaton Sutherland (practice squad) on the Reserve/COVID-19 list.	Nov. 9, 2021	— Acquired LB Clay Johnston on waivers from Carolina; Placed LB Markus Bailey on the Reserve/COVID-19 list; Placed LB Akeem Davis-Gaither and S Brandon Wilson on the Reserve/Injured list.
Sept. 21, 2021	— Signed C Lamont Gaillard to the practice squad; HB Jacques Patrick signed off practice squad by San Francisco.	Nov. 10, 2021	— Placed CB Chidobe Awuzie on the Reserve/COVID-19 list.
Sept. 25, 2021	— Elevated S Sean Davis from the Practice Squad to the active roster (standard elevation).	Nov. 13, 2021	— Returned CB Chidobe Awuzie to the active roster from the Reserve/COVID-19 list.
Sept. 27, 2021	— S Sean Davis reverted to the Practice Squad from the active roster.	Nov. 15, 2021	— Signed S Michael J. Thomas off the Practice Squad; Placed TE Mitchell Wilcox on the Reserve/COVID-19 list; Signed LB Austin Calitro (FA) to the Practice Squad.
Sept. 30, 2021	— Elevated S Trayvon Henderson to the active roster from the Practice Squad (standard elevation); Placed TE Thaddeus Moss on the Practice Squad/Injured list.	Nov. 18, 2021	— Returned LB Markus Bailey to the active roster from the Reserve/COVID-19 list.
Oct. 1, 2021	— Returned G Keaton Sutherland to the Practice Squad from the Reserve/COVID-19 list; S Trayvon Henderson reverted	Nov. 20, 2021	— Elevated TE Mason Schreck from the Practice Squad to the active roster (COVID-19 replacement).
		Nov. 22, 2021	— TE Mason Schreck reverted to the Practice Squad from the active roster.
		Nov. 25, 2021	— Returned TE Mitchell Wilcox to the active roster from the Reserve/COVID-19 list.
		Nov. 27, 2021	— Elevated TE Thaddeus Moss from the Practice Squad to the active roster (standard elevation).

Nov. 29, 2021	— TE Thaddeus Moss reverted to the Practice Squad from the active roster.		
Dec. 4, 2021	— Signed HB Trayveon Williams from the Practice Squad; Placed WR Auden Tate on the Reserve/Injured list; Elevated G Keaton Sutherland and WR Pooka Williams from the Practice Squad to the active roster (both standard elevations).	Jan. 1, 2022	— LB Tegray Scales signed off the Practice Squad by Pittsburgh.
Dec. 6, 2021	— G Keaton Sutherland and WR Pooka Williams reverted to the Practice Squad from the active roster.	Jan. 3, 2022	— Returned CB Darius Phillips and WR Auden Tate to the Reserve/Injured list from the Reserve/COVID-19 list; Placed LB Jordan Evans (Reserve/Injured) on the Reserve/COVID-19 list; CB John Brannon , QB Jake Browning and WR Trent Taylor reverted to the Practice Squad from the active roster; The suspension for HB Pooka Williams Jr. (Practice Squad/Suspended by Commissioner list) was lifted.
Dec. 8, 2021	— Announced that G D'Ante Smith and CB Trae Waynes were designated for return from the Reserve/Injured list and eligible to practice.	Jan. 4, 2022	— Placed the following five players on the Reserve/COVID-19 list: S Vonn Bell , LB Akeem Davis-Gaither (Reserve/Injured), DE Trey Hendrickson , C Trey Hopkins and G Quinton Spain ; Signed K Elliott Fry (FA) to the Practice Squad; Placed TE Mason Schreck (Practice Squad) on the Practice Squad/Injured list.
Dec. 11, 2021	— Elevated LB Austin Calitro and LB Keandre Jones from the Practice Squad to the active roster (both standard elevations).	Jan. 5, 2022	— Placed DT B.J. Hill and HB Joe Mixon on the Reserve/COVID-19 list; Returned WR Trenton Irwin and CB Trae Waynes to the active roster from the Reserve/COVID-19 list; Returned TE Scott Washington to the Practice Squad from the Reserve/COVID-19 list.
Dec. 13, 2021	— Placed LB Clay Johnston on the Reserve/COVID-19 list; LB Austin Calitro and LB Keandre Jones reverted to the Practice Squad from the active roster.	Jan. 6, 2022	— Placed DT Larry Ogunjobi on the Reserve/COVID-19 list; Placed TE Thaddeus Moss (Practice Squad) on the Practice Squad/Injured list; Signed TE Chris Myarick to the Practice Squad.
Dec. 14, 2021	— Placed CB Darius Phillips on the Reserve/Injured list; Signed P Drue Chrisman to the Practice Squad.	Jan. 8, 2022	— Elevated QB Jake Browning and K Elliott Fry from the Practice Squad to the active roster (both standard elevations); Elevated the following six players from the Practice Squad to the active roster (all COVID-19 replacements): DT Mike Daniels , S Trayvon Henderson , DE Noah Spence , G Keaton Sutherland , WR Trent Taylor and DT Renell Wren .
Dec. 16, 2021	— Placed OT Riley Reiff on the Reserve/Injured list; Placed CB Chidobe Awuzie on the Reserve/COVID-19 list.	Jan. 10, 2022	— The following eight players reverted from the active roster to the Practice Squad: QB Jake Browning , DT Mike Daniels , K Elliott Fry , S Trayvon Henderson , DE Noah Spence , G Keaton Sutherland , WR Trent Taylor and DT Renell Wren ; Returned the following seven players to the active roster from the Reserve/COVID-19 list: S Vonn Bell , DE Trey Hendrickson , DT B.J. Hill , C Trey Hopkins , HB Joe Mixon , DT Larry Ogunjobi and G Quinton Spain ; Waived LB Austin Calitro .
Dec. 17, 2021	— Signed CB John Brannon to the Practice Squad; Released P Drue Chrisman from the Practice Squad.	Jan. 11, 2022	— Announced that WR Auden Tate was designated for return from the Reserve/Injured list and eligible to practice.
Dec. 18, 2021	— Returned G D'Ante Smith and CB Trae Waynes (both were designated for return from the Reserve/Injured list) to the active roster; Elevated LB Austin Calitro and WR Trent Taylor from the Practice Squad to the active roster (both COVID-19 replacements); Elevated LB Keandre Jones from the Practice Squad to the active roster (standard elevation).	Jan. 12, 2022	— Signed LB Austin Calitro to the Practice Squad; Placed K Elliott Fry on the Practice Squad/Injured list.
Dec. 20, 2021	— Re-signed P Drue Chrisman to the Practice Squad; Released CB Holton Hill from the Practice Squad; LB Austin Calitro , LB Keandre Jones and WR Trent Taylor reverted to the Practice Squad from the active roster.	Jan. 14, 2022	— Elevated DT Mike Daniels and WR Trent Taylor from the Practice Squad to the active roster (both standard elevations).
Dec. 21, 2021	— Returned LB Clay Johnston to the active roster from the Reserve/COVID-19 list; Signed LB Keandre Jones off the Practice Squad; Placed LB Joe Bachie to the Reserve/Injured list; Signed LB Tegray Scales to the practice squad.	Jan. 16, 2022	— Returned G Xavier Su'a-Filo (designated for return from the Reserve/Injured list) to the active roster; Placed DT Larry Ogunjobi on the Reserve/Injured list; DT Mike Daniels and WR Trent Taylor reverted from the active roster to the Practice Squad.
Dec. 22, 2021	— Announced by NFL that HB Pooka Williams Jr. had been placed on the Practice Squad/Suspended by Commissioner list.	Jan. 18, 2022	— Waived G Xavier Su'a-Filo ; Signed DT Doug Costin (FA) to the practice squad; Released P Drue Chrisman and LS Colin Holba from the practice squad.
Dec. 24, 2021	— Placed WR Mike D. Thomas on the Reserve/COVID-19 list.	Jan. 19, 2022	— Signed DT Zach Kerr (FA) off the Arizona Practice Squad.
Dec. 25, 2021	— Returned CB Chidobe Awuzie to the active roster from the Reserve/COVID-19 list; Placed DE Wyatt Ray and DT D.J. Reader on the Reserve/COVID-19 list; Elevated LB Austin Calitro , DT Mike Daniels and WR Trent Taylor from the Practice Squad to the active roster (all COVID-19 replacements); Elevated DE Noah Spence from the Practice Squad to the active roster (standard elevation).	Jan. 20, 2022	— Signed G Xavier Su'a-Filo (FA) to the Practice Squad; Placed LB Joe Bachie (Reserve/Injured) on the Reserve/COVID-19 list; Returned LB Akeem Davis-Gaither and LB Jordan Evans to the Reserve/Injured list from the Reserve/COVID-19 list.
Dec. 27, 2021	— LB Austin Calitro , DT Mike Daniels , DE Noah Spence and WR Trent Taylor reverted to the Practice Squad from the active roster; Signed LB Austin Calitro off the Practice Squad; Placed QB Brandon Allen and CB Darius Phillips (Reserve/Injured) on the Reserve/COVID-19 list.	Jan. 21, 2022	— Elevated WR Trent Taylor from the Practice Squad to the active roster (standard elevation).
Dec. 28, 2021	— Signed TE Scotty Washington to the Practice Squad; Placed WR Auden Tate (Reserve/Injured) on the Reserve/COVID-19 list.	Jan. 23, 2022	— WR Trent Taylor reverted from the active roster to the Practice Squad.
Dec. 29, 2021	— Returned WR Mike D. Thomas to the active roster from the Reserve/COVID-19 list; Placed LB Germaine Pratt on the Reserve/COVID-19 list; Announced that G Xavier Su'a-Filo was designated for return from the Reserve/Injured list and eligible to practice.		
Dec. 30, 2021	— Returned DE Wyatt Ray and DT D.J. Reader to the active roster from the Reserve/COVID-19 list; Signed LS Colin Holba to the Practice Squad.		
Dec. 31, 2021	— Placed WR Trenton Irwin and CB Trae Waynes on the Reserve/COVID-19 list.		
Jan. 1, 2022	— Returned QB Brandon Allen and LB Germaine Pratt to the		

Jan. 25, 2022	— Signed DT Damion Square (FA) to the Practice Squad; Released DT Doug Costin from the Practice Squad.	March 18, 2022	— Signed G Alex Cappa (UFA-T.B.) and TE Hayden Hurst (UFA-Atl.); Re-signed QB Brandon Allen (UFA-Cin.) and WR Mike D. Thomas (UFA-Cin.); Terminated the contract of C Trey Hopkins .
Jan. 28, 2022	— Returned LB Joe Bachie to the Reserve/Injured list from the Reserve/COVID-19 list.	March 19, 2022	— Re-signed CB Eli Apple (UFA-Cin.); CB Darius Phillips (UFA-Cin.) signed with the Las Vegas.
Jan. 29, 2022	— Elevated DT Damion Square and WR Trent Taylor from the Practice Squad (both standard elevations).	March 20, 2022	— Signed OT La'el Collins (FA).
Jan. 31, 2022	— DT Damion Square and WR Trent Taylor reverted from the active rosters to the Practice Squad; Released K Elliott Fry from the Practice Squad/Injured list.	March 21, 2022	— Re-signed WR Trenton Irwin (FA-Cin.); Terminated the contract of CB Trae Waynes .
Feb. 1, 2022	— The practice period for WR Auden Tate (Reserve/Injured; Designated for Return) expired.	March 22, 2022	— Re-signed OT Fred Johnson (RFA-Cin.).
Feb. 7, 2022	— Signed P Drue Chrisman to the Reserve/Future list.	March 23, 2022	— Waived OT Fred Johnson .
Feb. 12, 2022	— Elevated DT Mike Daniels and WR Trent Taylor from the Practice Squad to the active roster (both standard elevations).	March 28, 2022	— Re-signed WR Stanley Morgan (FA); WR Auden Tate (UFA-Cin.) signed with Atlanta.
Feb. 14, 2022	— DT Mike Daniels and WR Trent Taylor reverted from the active roster to the Practice Squad.	April 5, 2022	— Signed TE Nick Eubanks (FA).
Feb. 15, 2022	— Signed the following nine Practice Squad players: CB John Brannon , QB Jake Browning , C Lamont Gaillard , S Trayvon Henderson , HB Elijah Holyfield , TE Thaddeus Moss (Practice Squad/Injured list), DE Noah Spence , TE Scotty Washington and WR Pooka Williams Jr.	April 8, 2022	— Re-signed TE Mitchell Wilcox (unsigned exclusive rights player).
Feb. 18, 2022	— The contract for OT Riley Reiff automatically voided.	April 9, 2022	— Re-signed CB Tre Flowers (UFA-Cin.).
Feb. 21, 2022	— The Practice Squad contracts expired for the following nine players: LB Austin Calitro , DT Mike Daniels , TE Chris Myarick , TE Mason Schreck (Practice Squad/Injured list), DT Damion Square , G Xavier Su'a-Filo , G Keaton Sutherland , WR Trent Taylor and DT Renell Wren .	April 28, 2022	— Selected one player in the annual NFL Draft: DB Dax Hill of Michigan in Round 1 (31st overall).
Feb. 22, 2022	— Re-signed WR Trent Taylor (FA).	April 29, 2022	— Exercised option to extend the contract of OT Jonah Williams by one year through 2023; Acquired a 2022 second-round draft choice (60th overall) in a trade with Buffalo for a '22 second-round draft choice (63rd) and a '22 sixth-round draft choice (209th); Selected two players in the annual NFL Draft: CB Cam Taylor-Britt of Nebraska in Round 2 (60th overall) and DT Zach Carter of Florida in Round 3 (95th overall).
March 1, 2022	— Re-signed CB Jalen Davis *.	April 30, 2022	— Acquired a 2022 fifth-round draft choice (166th overall) in a trade with Chicago for a '22 fifth-round draft choice (174th) and a '22 seventh-round draft choice (226th); Selected three players in the annual NFL Draft: G/OT Cordell Volson of North Dakota State in Round 4 (136th overall), S Tycen Anderson of Toledo in Round 5 (166th) and DE Jeffrey Gunter of Coastal Carolina in Round 7 (252nd).
March 4, 2022	— Re-signed LB Clay Johnston *.	May 2, 2022	— Re-signed P Kevin Huber (UFA-Cin.).
March 7, 2022	— Named S Jessie Bates III as the team's designated franchise player.	May 3, 2022	— The following seven unrestricted free agents were not asked to re-sign (did not receive UFA tender offer from team): S Ricardo Allen , LB Jordan Evans , CB Vernon Hargreaves III , DT Zach Kerr , DT Larry Ogunjobi , OT Riley Reiff and G Quinton Spain .
March 11, 2022	— Re-signed LB Joe Bachie *.	May 13, 2022	— Signed the following 16 college free agents: LS Cal Adomitis (CFA-Pittsburgh), G/C Ben Brown (CFA-Mississippi), OT Devin Cochran (CFA-Georgia Tech), CB Allan George (CFA-Vanderbilt), WR Jaivon Heiligh (CFA-Coastal Carolina), LB Clarence Hicks (CFA-Texas-San Antonio), CB Delonte Hood (CFA-Peru State College), HB Shermari Jones (CFA-Coastal Carolina), WR Kwamie Lassiter II (CFA-Kansas), G Desmond Noel (CFA-Florida Atlantic), WR Kendric Pryor (CFA-Wisconsin), S/CB Bookie Radley-Hiles (CFA-Washington), TE Justin Rigg (CFA-Kentucky), WR Jack Sorenson (CFA-Miami [Ohio]), DT/DE Tariqious Tisdale (CFA-Mississippi) and LB Carson Wells (CFA-Colorado); Signed CB Abu Daramy-Swaray (FA).
March 15, 2022	— Re-signed DT B.J. Hill *; Extended minimum salary offer to TE Mitchell Wilcox ; Extended tender offer to OT Fred Johnson .	May 18, 2022	— Signed DB Dax Hill (D1).
March 16, 2022	— Re-signed LS Clark Harris *; The contract expired for S Jessie Bates III (designated franchise player); The contracts expired for the following 17 players, rendering them unrestricted free agents: QB Brandon Allen , S Ricardo Allen , CB Eli Apple , LB Jordan Evans , CB Tre Flowers , CB Vernon Hargreaves , P Kevin Huber , DT Zach Kerr , DT Larry Ogunjobi , CB Darius Phillips , OT Riley Reiff , G Quinton Spain , WR Auden Tate , S Michael J. Thomas , WR Mike D. Thomas , DT Josh Tupou and TE C.J. Uzomah ; The contract expired for OT Fred Johnson (received tender offer), rendering him a restricted free agent; The contract expired for potential restricted free agent WR Stanley Morgan (did not receive tender offer), rendering him a free agent; The contract expired for TE Mitchell Wilcox (received minimum salary offer), rendering him an unsigned exclusive rights player; The contracts expired for the following two potential exclusive rights players (did not receive minimum salary offers), rendering them free agents: WR Trenton Irwin and DE Wyatt Ray .	May 19, 2022	— Signed S Tycen Anderson (D5).
March 17, 2022	— Signed C/G Ted Karras (UFA-N.E.); Re-signed S Michael J. Thomas (UFA-Cin.) and DT Josh Tupou (UFA-Cin.); TE C.J. Uzomah (UFA-Cin.) signed with the N.Y. Jets.	May 20, 2022	— Signed CB Cam Taylor-Britt (D2) and DE Jeffrey Gunter (D7).
		May 23, 2022	— Signed DT Zach Carter (D3).
		June 14, 2022	— Signed G/OT Cordell Volson (D4).

* NOTE: Signed a new contract before pre-existing contract expired.

2021 GAME SUMMARIES

WEEK 1, GAME 1

Cincinnati Bengals 27, Minnesota Vikings 24 (OT) Sunday, Sept. 12, 2021 at Paul Brown Stadium

Bengals QB Joe Burrow, who was less than 10 months removed from a left knee injury that ended his rookie season, showed few signs of rust, posting career-highs in passer rating (128.8), completion percentage (74.1) and yards per attempt (9.67). HB Joe Mixon, whose 2020 season also ended early due to injury, rushed for 127 yards and a TD on 29 carries. Rookie WR Ja'Marr Chase impressed in his NFL debut with five catches for 101 yards, including a 50-yard TD. Minnesota closed a 14-point second-half deficit and sent the game to OT with a 53-yard FG at the end of regulation. Late in OT, LB Germaine Pratt forced and recovered a fumble by Vikings RB Dalvin Cook, setting up a seven-play, 46-yard drive that was highlighted by a 32-yard pass from Burrow to TE C.J. Uzomah on fourth-and-inches. Rookie K Evan McPherson, making his NFL debut, then nailed a 33-yard FG as time expired to give Cincinnati the win. The game was the first in NFL history with a game-tying FG with no time left in regulation, and a game-winning FG with no time left in OT. Cincinnati moved to 1-0, and Minnesota dropped to 0-1.

SCORE BY PERIODS	1	2	3	4	OT	PTS.
Minnesota.....	0	7	7	10	0	24
Cincinnati.....	0	14	7	3	3	27

TEAM — SCORING PLAY	QTR.-LEFT
Minn. — A.Thielen 5 pass from K.Cousins (G.Joseph kick).....	2-6:39
Cin. — T.Higgins 2 pass from J.Burrow (E.McPherson kick).....	2-1:47
Cin. — J.Chase 50 pass from J.Burrow (E.McPherson kick).....	2-0:35
Cin. — J.Mixon 2 run (E.McPherson kick).....	3-9:15
Minn. — A.Thielen 24 pass from K.Cousins (G.Joseph kick).....	3-2:24
Cin. — E.McPherson 53 field goal.....	4-14:13
Minn. — D.Cook 1 run (G.Joseph kick).....	4-9:23
Minn. — G.Joseph 53 field goal.....	4-0:00
Cin. — E.McPherson 33 field goal.....	5-0:00

Missed FGs: None. Attendance: 56,525. Time: 3:38.

TEAM STATISTICS	MINN.	CIN.
First downs.....	24	20
Third down conversions-attempts.....	6-16	3-14
Total net yards.....	403	366
Net yards rushing.....	67	149
Net yards passing.....	336	217
Pass attempts-completions-interceptions.....	50-37-0	27-20-0
Sacks against-yards lost.....	3-26	5-44
Punts-average.....	8-50.3	7-47.4
Punt returns-yards.....	1-12	5-53
Kickoff returns-yards.....	1-21	1-11
Penalties-yards.....	12-116	3-15
Fumbles-lost.....	1-1	0-0
Time of possession.....	35:09	34:51

RUSHING									
MINN.	ATT	YDS	LG	TD	CIN.	ATT	YDS	LG	TD
D.Cook	20	61	17	1	J.Mixon	29	127	19	1
A.Abdullah	1	4	4	0	S.Perine	5	22	13	0
A.Mattison	1	2	2	0	J.Burrow	1	2	2	0
					J.Chase	1	-2	-2	0
TOTALS	22	67	17	1	TOTALS	36	149	19	1

PASSING									
MINN.	ATT	CMP	YDS	TD-I	CIN.	ATT	CMP	YDS	TD-I
K.Cousins	49	36	351	2-0	J.Burrow	27	20	261	2-0
J.Jefferson	1	1	11	0-0					
TOTALS	50	37	362	2-0	TOTALS	27	20	261	2-0

RECEIVING									
MINN.	NO	YDS	LG	TD	CIN.	NO	YDS	LG	TD
A.Thielen	9	92	24t	2	J.Chase	5	101	50t	1
K.Osborn	7	76	25	0	T.Higgins	4	58	28	1
D.Cook	6	43	9	0	J.Mixon	4	23	12	0
J.Jefferson	5	71	34	0	T.Boyd	3	32	18	0
T.Conklin	4	41	27	0	C.Uzomah	2	35	32	0
A.Abdullah	2	15	10	0	S.Perine	1	7	7	0
C.Ham	2	9	6	0	M.D.Thomas	1	5	5	0
D.Westbrook	1	11	11	0					
A.Mattison	1	4	4	0					
TOTALS	37	362	34	2	TOTALS	20	261	50t	2

MINNESOTA (press box stats) — **ST-AT-TT:** E.Kendricks 6-9-15, N.Vigil 8-2-10, B.Breeland 5-2-7, M.Pierce 3-4-7, H.Smith 5-1-6, D.Hunter 3-3-6, X.Woods 4-1-5, D.Tomlinson 2-2-4, S.Weatherly 2-1-3, K.Boyd 2-0-2, D.Wonnum 1-1-2, B.Lynch 0-2-2, M.Alexander 1-0-1, P.Peterson 1-0-1, A.Watts 1-0-1, S.Richardson 0-1-1. **SKS-YDS.:** M.Pierce 2-14, N.Vigil 1-12, H.Smith 1-10, D.Hunter 1-8. **INT-YDS.:** None. **PD:** M.Alexander 1, X.Woods 1. **FF:** None. **FR-YDS.:** None.

Cincinnati (press box stats) — **ST-AT-TT:** J.Bates 6-3-9, G.Pratt 6-2-8, V.Bell 4-3-7, L.Wilson 4-3-7, E.Apple 6-0-6, C.Awuzie 4-2-6, M.Hilton 4-2-6, L.Ogunjobi 4-2-6, R.Allen 2-3-5, B.Hill 3-0-3, S.Hubbard 1-2-3, D.Reader 0-3-3, J.Evans 1-0-1, D.Phillips 1-0-1. **SKS-YDS.:** B.Hill 2-17, L.Ogunjobi 1-9. **INT-YDS.:** None. **PD:** C.Awuzie 2. **FF:** G.Pratt 1. **FR-YDS.:** G.Pratt 1-0.

WEEK 2, GAME 2

Chicago Bears 20, Cincinnati Bengals 17 Sunday, Sept. 19, 2021 at Soldier Field

The visiting Bengals allowed the fewest total yards (206) by a Cincinnati defense in seven years, but the offense struggled to protect the football and find the scoreboard. Bengals QB Joe Burrow threw three INTs — including a pick-six — on consecutive attempts in the fourth quarter, helping the Bears to a comfortable 17-point margin late. But Burrow connected with rookie WR Ja'Marr Chase for a 42-yard score with 4:39 remaining, and then an INT by Bengals LB Logan Wilson on the ensuing possession set up a seven-yard TD from Burrow to WR Tee Higgins on the next play to cut the margin to just three. Burrow was the first NFL player in 20 years with INTs on three consecutive plays and TD passes on two consecutive plays in the same game (Steelers QB Kordell Stewart on Dec. 30, 2001 at Cincinnati). The Bengals' comeback bid fell short though, as Bears rookie QB Justin Fields, who was filling in for injured starter Andy Dalton, led Chicago to two first downs as the Bears ran out the clock and hung on for a 20-17 win. Cincinnati dropped to 1-1, while Chicago improved to 1-1.

SCORE BY PERIODS	1	2	3	4	OT	PTS.
Cincinnati.....	0	0	3	14	—	17
Chicago.....	7	0	0	13	—	20

TEAM — SCORING PLAY	QTR.-LEFT
Chi. — A.Robinson 11 pass from A.Dalton (C.Santos kick).....	1-9:58
Cin. — E.McPherson 53 field goal.....	3-8:22
Chi. — C.Santos 28 field goal.....	4-14:52
Chi. — R.Smith 53 interception return (C.Santos kick).....	4-10:55
Chi. — C.Santos 22 field goal.....	4-6:40
Cin. — J.Chase 42 pass from J.Burrow (E.McPherson kick).....	4-4:39
Cin. — T.Higgins 7 pass from J.Burrow (E.McPherson kick).....	4-3:39

Missed FGs: None. Attendance: 60,840. Time: 2:55.

TEAM STATISTICS	CIN.	CHI.
First downs.....	14	16
Third down conversions-attempts.....	6-13	6-15
Total net yards.....	248	206
Net yards rushing.....	69	123
Net yards passing.....	179	83
Pass attempts-completions-interceptions.....	30-19-3	24-15-1
Sacks against-yards lost.....	4-28	3-33
Punts-average.....	2-37.5	4-42.3
Punt returns-yards.....	1-15	0-0
Kickoff returns-yards.....	3-54	1-10
Penalties-yards.....	4-57	8-70
Fumbles-lost.....	1-1	1-0
Time of possession.....	28:39	31:21

RUSHING									
CIN.	ATT	YDS	LG	TD	CHI.	ATT	YDS	LG	TD
J.Mixon	20	69	10	0	D.Montgomery	20	61	11	0
					J.Fields	10	31	10	0
					A.Dalton	2	25	14	0
					D.Williams	2	6	6	0
TOTALS	20	69	10	0	TOTALS	34	123	14	0

PASSING									
CIN.	ATT	CMP	YDS	TD-I	CHI.	ATT	CMP	YDS	TD-I
J.Burrow	30	19	207	2-3	J.Fields	13	6	60	0-1
					A.Dalton	11	9	56	1-0
TOTALS	30	19	207	2-3	TOTALS	24	15	116	1-1

RECEIVING									
CIN.	NO	YDS	LG	TD	CHI.	NO	YDS	LG	TD
T.Boyd	7	73	22	0	D.Mooney	6	66	21	0
T.Higgins	6	60	14	1	D.Montgomery	3	18	10	0
J.Chase	2	54	42t	1	A.Robinson	2	24	13	1
C.Uzomah	2	4	3	0	D.Williams	2	-2	3	0
C.Evans	1	14	14	0	M.Goodwin	1	10	10	0
J.Mixon	1	2	2	0	C.Kmet	1	0	0	0
TOTALS	19	207	42	2	TOTALS	15	116	21	1

DEFENSE
Cincinnati (press box stats) — **ST-AT-TT:** L.Wilson 2-7-9, S.Hubbard 6-2-8, V.Bell 5-1-6, J.Bates 4-1-5, L.Ogunjobi 1-3-4, E.Apple 2-1-3, B.Hill 2-1-3, M.Hilton 2-1-3, C.Sample 2-1-3, T.Hendrickson 1-2-3, D.Reader 1-2-3, C.Awuzie 2-0-2, A.Davis-Gaither 2-0-2, J.Evans 1-1-2, W.Ray 1-1-2, G.Pratt 1-0-1, J.Tupou 0-1-1. **SKS-YDS.:** T.Hendrickson 1.5-20.5, D.Reader 1-8, S.Hubbard 0.5-4.5. **INT-YDS.:** L.Wilson 1-18. **PD:** E.Apple 1, C.Awuzie 1, V.Bell 1, L.Wilson 1. **FF:** T.Hendrickson 1. **FR-YDS.:** None.

Chicago (press box stats) — **ST-AT-TT:** R.Smith 5-4-9, D.Shelley 5-1-6, A.Hicks 3-1-4, E.Jackson 3-1-4, B.Nichols 3-1-4, K.Vildor 3-1-4, R.Quinn 3-0-3, A.Blackson 2-1-3, Ta.Gipson 2-1-3, A.Ogletree 1-2-3, J.Johnson 2-0-2, D.Houston-Carson 1-1-2, K.Mack 1-1-2. **SKS-YDS.:** R.Quinn 2-8, R.Smith 1-8, K.Mack 1-6, B.Nichols 1-6. **INT-YDS.:** R.Smith 1-53, A.Blackson 1-6, J.Johnson 1-3. **PD:** J.Johnson 4, A.Blackson 1, A.Ogletree 1, R.Smith 1, K.Vildor 1. **FF:** E. Jackson 1. **FR-YDS.:** Ta.Gipson 1-13.

WEEK 3, GAME 3**Cincinnati Bengals 24, Pittsburgh Steelers 10**
Sunday, Sept. 26, 2021 at Heinz Field

The Steelers were without numerous starters due to injury, including All-Pro OLB T.J. Watt, and the Bengals took full advantage. Bengals QB Joe Burrow completed 77.8 percent of his passes, tossed three TDs to just one INT, and posted a 122.9 passer rating. He averaged 9.6 yards per attempt through the air, while HB Joe Mixon averaged 5.0 yards per carry on the ground. Rookie Ja'Marr Chase scored two TDs, including a 34-yarder down the sideline before the half to give Cincinnati the lead for good. The Bengals also held the Steelers without a sack, breaking Pittsburgh's NFL-record streak of 75 straight games with a sack. Defensively, the Bengals applied constant pressure to Steelers QB Ben Roethlisberger, sacking him four times and hitting him three more. LB Logan Wilson picked off Roethlisberger twice, and both instances led to Burrow TD passes. Cincinnati cruised to a 24-10 win and improved to 2-1, while Pittsburgh dropped to 1-2.

SCORE BY PERIODS	1	2	3	4	OT	PTS.
Cincinnati.....	7	7	10	0	—	24
Pittsburgh.....	0	7	0	3	—	10

TEAM — SCORING PLAY	QTR.-LEFT
Cin. — T.Boyd 17 pass from J.Burrow (E.McPherson kick).....	1-2:54
Pitt. — P.Freiermuth 4 pass from B.Roethlisberger (C.Boswell kick).....	2-1:04
Cin. — J.Chase 34 pass from J.Burrow (E.McPherson kick).....	2-0:37
Cin. — E.McPherson 43 field goal.....	3-8:47
Cin. — J.Chase 9 pass from J.Burrow (E.McPherson kick).....	3-6:18
Pitt. — C.Boswell 26 field goal.....	4-8:09

Missed FGs: C.Boswell (42WL). **Attendance:** 58,076. **Time:** 3:02.

TEAM STATISTICS	CIN.	PITT.
First downs.....	12	21
Third down conversions-attempts.....	3-9	9-19
Total net yards.....	268	342
Net yards rushing.....	96	45
Net yards passing.....	172	297
Pass attempts-completions-interceptions.....	18-14-1	58-38-2
Sacks against-yards lost.....	0-0	4-21
Punts-average.....	5-48.2	4-40.5
Punt returns-yards.....	2-9	1-14
Kickoff returns-yards.....	2-53	1-22
Penalties-yards.....	10-89	10-73
Fumbles-lost.....	0-0	1-0
Time of possession.....	24:38	35:22

RUSHING

CIN.	ATT	YDS	LG	TD	PITT.	ATT	YDS	LG	TD
J.Mixon	18	90	27	0	N.Harris	14	40	20	0
J.Burrow	5	7	8	0	B.Roethlisberger	1	5	5	0
S.Perine	1	-1	-1	0					
TOTALS	24	96	27	0	TOTALS	15	45	20	0

PASSING

CIN.	ATT	CMP	YDS	TD-I	PITT.	ATT	CMP	YDS	TD-I
J.Burrow	18	14	172	3-1	B.Roethlisberger	58	38	318	1-2
TOTALS	18	14	172	3-1	TOTALS	58	38	318	1-2

RECEIVING

CIN.	NO	YDS	LG	TD	PITT.	NO	YDS	LG	TD
J.Chase	4	65	34t	2	N.Harris	14	102	21	0
T.Boyd	4	36	17t	1	C.Claypool	9	96	29	0
C.Evans	2	26	14	0	R.McCloud	3	33	24	0
M.D.Thomas	1	19	19	0	J.Smith-Schuster	3	25	16	0
A.Tate	1	14	14	0	P.Freiermuth	3	22	15	1
S.Perine	1	8	8	0	J.Washington	3	20	8	0
J.Mixon	1	4	4	0	C.White	2	17	11	0
					D.Watt	1	3	3	0
TOTALS	14	172	34t	3	TOTALS	38	318	29	1

DEFENSE

Cincinnati (press box stats) — **ST-AT-TT:** L.Wilson 6-8-14, J.Bates 6-3-9, E.Apple 4-4-8, A.Davis-Gaither 5-2-7, S.Hubbard 3-3-6, G.Pratt 2-4-6, M.Hilton 3-2-5, D.Phillips 3-2-5, V.Bell 3-1-4, L.Ogunjobi 2-1-3, B.Hill 2-0-2, C.Sample 2-0-2, T.Hendrickson 1-1-2, D.Reader 1-1-2, C.Awuzie 1-0-1, J.Tupou 1-0-1, J.Evans 0-1-1. **SKS.-YDS.:** S.Hubbard 1-8, B.Hill 1-5, C.Sample 1-5, T.Hendrickson 1-3. **INT.-YDS.:** L.Wilson 2-13. **PD:** L.Wilson 2, E.Apple 1, V.Bell 1. **FF:** V.Bell 1. **FR-YDS.:** None.

Pittsburgh (press box stats) — **ST-AT-TT:** J.Schobert 4-1-5, T.Edmunds 2-3-5, C.Heyward 1-4-5, M.Fitzpatrick 3-1-4, C.Wormley 2-2-4, T.Norwood 3-0-3, M.Ingram 2-1-3, I.Buggs 1-2-3, A.Maulet 2-0-2, C.Sutton 2-0-2, J.Haden 1-1-2, D.Tuszka 1-1-2, D.Bush 0-2-2, I.Loudermilk 1-0-1. **SKS.-YDS.:** None. **INT.-YDS.:** T.Edmunds 1-15. **PD:** T.Edmunds 1, J.Pierre 1. **FF:** None. **FR-YDS.:** None.

WEEK 4, GAME 4**Cincinnati Bengals 24, Jacksonville Jaguars 21**
Thursday night, Sept. 30, 2021 at Paul Brown Stadium

The game featured the previous two No. 1 overall picks in Cincinnati second-year QB Joe Burrow and Jacksonville rookie QB Trevor Lawrence. The Jaguars owned the first half, racking up 15 first downs and 240 total yards en route to a 14-0 halftime lead. The turning point for Cincinnati came with a minute left in the first half, when LB Logan Wilson tackled Lawrence at the one-yard line on a fourth down to prevent a halftime deficit of 21. In the second half, Burrow led a comeback that saw Cincinnati score on all four possessions (TD, TD, TD, FG). Burrow completed 17 of his 20 second-half attempts (85 percent) for 253 yards and two TDs (152.1 rating). With just over a minute left and the score tied 21-21, Burrow made what was perhaps the play of the game when he audibled into a jailbreak screen that went to TE C.J. Uzomah, who ran it for 25 yards to the Jacksonville 21-yard line. That play set up a 35-yard, game-winning FG by K Evan McPherson two plays later. At halftime of the game, the Bengals inducted four people as part of their inaugural Ring of Honor class — founder/GM/head coach Paul Brown, OT Anthony Munoz, QB Ken Anderson and CB Ken Riley. Cincinnati improved to 3-1, while Jacksonville fell to 0-4.

SCORE BY PERIODS	1	2	3	4	OT	PTS.
Jacksonville.....	7	7	0	7	—	21
Cincinnati.....	0	0	14	10	—	24

TEAM — SCORING PLAY	QTR.-LEFT
Jax. — J.Robinson 6 run (M.Wright kick).....	1-1:28
Jax. — T.Lawrence 7 run (M.Wright kick).....	2-4:45
Cin. — C.Uzomah 22 pass from J.Burrow (E.McPherson kick).....	3-13:12
Cin. — J.Mixon 1 run (E.McPherson kick).....	3-5:10
Jax. — J.Robinson 4 run (M.Wright kick).....	4-14:27
Cin. — C.Uzomah 31 pass from J.Burrow (E.McPherson kick).....	4-8:59
Cin. — E.McPherson 35 field goal.....	4-0:00

Missed FGs: E.McPherson (43WL). **Attendance:** 63,198. **Time:** 2:59.

TEAM STATISTICS	JAX.	CIN.
First downs.....	21	21
Third down conversions-attempts.....	6-12	5-9
Total net yards.....	341	420
Net yards rushing.....	139	78
Net yards passing.....	202	342
Pass attempts-completions-interceptions.....	24-17-0	32-25-0
Sacks against-yards lost.....	1-2	1-6
Punts-average.....	4-45.8	3-47.3
Punt returns-yards.....	0-0	2-9
Kickoff returns-yards.....	1-27	2-43
Penalties-yards.....	2-10	6-38
Fumbles-lost.....	1-0	0-0
Time of possession.....	28:45	31:15

RUSHING

JAX.	ATT	YDS	LG	TD	CIN.	ATT	YDS	LG	TD
J.Robinson	18	78	20	2	J.Mixon	16	67	11	1
T.Lawrence	8	36	11	1	S.Perine	3	7	4	0
L.Shenault	1	11	11	0	J.Burrow	3	4	4	0
J.Agnew	1	11	11	0					
D.Ogunbowale	2	3	2	0					
TOTALS	30	139	20	3	TOTALS	22	78	11	1

PASSING

JAX.	ATT	CMP	YDS	TD-I	CIN.	ATT	CMP	YDS	TD-I
T.Lawrence	24	17	204	0-0	J.Burrow	32	25	348	2-0
TOTALS	24	17	204	0-0	TOTALS	32	25	348	2-0

RECEIVING

JAX.	NO	YDS	LG	TD	CIN.	NO	YDS	LG	TD
L.Shenault	6	99	52	0	T.Boyd	9	118	33	0
M.Jones	3	24	10	0	J.Chase	6	77	44	0
D.Arnold	2	29	17	0	C.Uzomah	5	95	31t	2
J.Agnew	1	27	27	0	T.Irwin	1	25	25	0
T.Austin	1	8	8	0	A.Tate	1	18	18	0
C.Manhertz	1	7	7	0	S.Perine	1	15	15	0
L.Farrell	1	7	7	0	J.Mixon	1	0	0	0
J.Hollister	1	5	5	0	M.D.Thomas	1	0	0	0
J.Robinson	1	-2	-2	0					
TOTALS	17	204	52	0	TOTALS	25	348	44	2

DEFENSE

Jacksonville (press box stats) — **ST-AT-TT:** T.Campbell 4-5-9, R.Jenkins 3-4-7, M.Jack 2-5-7, A.Wingard 4-2-6, D.Wilson 3-3-6, T.Herndon 5-0-5, S.Griffin 4-0-4, M.Brown 1-3-4, A.Gotsis 2-1-3, D.Hamilton 2-1-3, J.Allen 1-1-2, K.Chaisson 1-0-1, R.Ford 0-1-1. **SKS.-YDS.:** A.Gotsis 1-6. **INT.-YDS.:** None. **PD:** J.Allen 1, S.Griffin 1. **FF:** None. **FR-YDS.:** None.

Cincinnati (press box stats) — **ST-AT-TT:** L.Wilson 4-6-10, G.Pratt 5-4-9, S.Hubbard 4-2-6, D.Reader 1-5-6, V.Bell 3-2-5, T.Waynes 4-0-4, E.Apple 3-0-3, M.Hilton 2-1-3, L.Ogunjobi 2-1-3, A.Davis-Gaither 2-0-2, B.Wilson 1-1-2, B.Hill 0-2-2, W.Ray 0-2-2, T.Hendrickson 1-0-1. **SKS.-YDS.:** L.Wilson 1-2. **INT.-YDS.:** None. **PD:** E.Apple 1, A.Davis-Gaither 1. **FF:** None. **FR-YDS.:** None.

WEEK 5, GAME 5**Green Bay Packers 25, Cincinnati Bengals 22 (OT)**
Sunday, Oct. 10, 2021 at Paul Brown Stadium

The host Bengals and visiting Packers combined to miss six placekicks, including five FGs, but Packers K Mason Crosby broke the run of misses and nailed a 49-yarder late in OT to secure a Green Bay win. The Packers racked up 466 total yards, including 206 receiving yards from WR Davante Adams, but the Bengals' defense held them to just two TDs on five total trips to the red zone. Bengals WR Ja'Marr Chase had a big day of his own, posting the second-most receiving yards (159) ever by a Cincinnati rookie. The highlight of the day came just before halftime, when Bengals QB Joe Burrow connected with Chase on a 70-yard TD that drew the Bengals within two points. Cincinnati tied the game with 3:27 left in the fourth quarter, but McPherson missed a potential go-ahead 57-yard FG with 26 seconds left, and then Crosby Missed from 51 yards as time expired. In OT, Crosby missed from 40 yards and McPherson from 49, before Crosby finally converted with 1:55 remaining. Green Bay improved to 4-1, while Cincinnati fell to 3-2.

SCORE BY PERIODS	1	2	3	4	OT	PTS.
Green Bay	0	16	3	3	3	25
Cincinnati	7	7	0	8	0	22

TEAM — SCORING PLAY	QTR.-LEFT
Cin. — S.Perine 4 pass from J.Burrow (E.McPherson kick)	1-1:25
G.B. — A.Dillon 12 pass from Aa.Rodgers (kick failed, HLU)	2-11:45
G.B. — M.Crosby 44 field goal	2-7:24
G.B. — D.Adams 5 pass from Aa.Rodgers (M.Crosby kick)	2-1:07
Cin. — J.Chase 70 pass from J.Burrow (E.McPherson kick)	2-0:36
G.B. — M.Crosby 44 field goal	3-5:45
G.B. — M.Crosby 22 field goal	4-11:20
Cin. — J.Mixon 8 run (J.Burrow-T.Higgins pass)	4-3:27
G.B. — M.Crosby 49 field goal	5-1:55

Missed FGs: M.Crosby (36WL, 51WL, 40WL), E.McPherson (57RU, 49WL).
Attendance: 64,195. **Time:** 3:22.

TEAM STATISTICS	G.B.	CIN.
First downs	21	18
Third down conversions-attempts	4-11	5-14
Total net yards	466	367
Net yards rushing	133	103
Net yards passing	333	264
Pass attempts-completions-interceptions	39-27-1	38-26-2
Sacks against-yards lost	2-11	3-17
Punts-average	2-33.5	5-38.8
Punt returns-yards	2-9	1-2
Kickoff returns-yards	2-13	1-42
Penalties-yards	2-10	2-21
Fumbles-lost	0-0	0-0
Time of possession	33:59	34:06

RUSHING									
G.B.	ATT	YDS	LG	TD	CIN.	ATT	YDS	LG	TD
A.Jones	14	103	57	0	S.Perine	11	59	11	0
A.Dillon	8	30	17	0	J.Mixon	10	33	10	1
					J.Burrow	3	11	9	0
TOTALS	22	133	57	0	TOTALS	24	103	11	1

PASSING									
G.B.	ATT	CMP	YDS	TD-I	CIN.	ATT	CMP	YDS	TD-I
Aa.Rodgers	39	27	344	2-1	J.Burrow	38	26	281	2-2
TOTALS	39	27	344	2-1	TOTALS	38	26	281	2-2

RECEIVING									
G.B.	NO	YDS	LG	TD	CIN.	NO	YDS	LG	TD
D.Adams	11	206	59	1	J.Chase	6	159	70t	1
A.Dillon	4	49	24	1	T.Higgins	5	32	10	0
A.Jones	4	6	5	0	S.Perine	4	24	10	1
M.Lewis	2	34	20	0	T.Boyd	4	24	9	0
R.Cobb	2	30	15	0	C.Uzomah	2	16	9	0
A.Lazard	2	6	7	0	C.Evans	2	15	8	0
R.Tonyan	1	8	8	0	D.Sample	2	9	6	0
K.Hill	1	5	5	0	J.Mixon	1	2	2	0
TOTALS	27	344	59	2	TOTALS	26	281	70t	2

DEFENSE

Green Bay (press box stats) — **ST-AT-TT:** A.Amos 6-3-9, D.Campbell 5-4-9, D.Savage 5-1-6, K.Barnes 3-3-6, K.Clark 3-3-6, K.King 4-1-5, R.Gary 1-4-5, E.Stokes 3-1-4, P.Smith 1-3-4, C.Sullivan 2-0-2, O.Burks 1-1-2, E.Keke 0-2-2, T.Lancaster 0-2-2, D.Lowry 0-2-2, T.Slaton 0-2-2, I.Yiadom 1-0-1, H.Black 0-1-1. **SKS.-YDS.:** K.Barnes 1-8, P.Smith 1-7, D.Lowry 0-5-1, T.Slaton 0-5-1. **INT.-YDS.:** D.Campbell 1-13, A.Amos 1-0. **PD:** D.Lowry 2, A.Amos 1, D.Campbell 1, E.Stokes 1. **FF:** None. **FR-YDS.:** None.

Cincinnati (press box stats) — **ST-AT-TT:** J.Bates 8-1-9, V.Bell 8-1-9, C.Awuzie 5-1-6, L.Wilson 3-3-6, G.Pratt 4-1-5, D.Reader 2-3-5, M.Hilton 3-1-4, T.Hendrickson 2-2-4, B.Hill 1-3-4, J.Tupou 0-3-3, A.Davis-Gaither 1-1-2, E.Apple 1-0-1, T.Waynes 1-0-1, S.Hubbard 0-1-1, W.Ray 0-1-1, C.Sample 0-1-1. **SKS.-YDS.:** T.Hendrickson 2-11. **INT.-YDS.:** C.Awuzie 1-42. **PD:** C.Awuzie 2, M.Hilton 1. **FF:** None. **FR-YDS.:** None.

WEEK 6, GAME 6**Cincinnati Bengals 34, Detroit Lions 11**

Sunday, Oct. 17, 2021 at Ford Field

The visiting Bengals cruised to a 23-point win, good for their largest margin of victory in four seasons. Rookie HB Chris Evans caught a 24-yard TD on Cincinnati's first offensive possession, but the offense struggled for much of the rest of the first half. Cincinnati's defense picked up the slack though, holding the Lions scoreless in the first two quarters while allowing just 51 total yards. Cincinnati led just 10-0 at halftime, but in the second half the offense came away with points on all four of its full possessions (three TDs and a FG). Cincinnati was effective through the air and on the ground. QB Joe Burrow tossed three TDs on the afternoon and posted a 115.7 passer rating, while HB Joe Mixon racked up 153 total yards, including a 40-yard receiving TD that featured a massive downfield block from rookie WR Ja'Marr Chase to lead him into the end zone. Cincinnati improved to 4-2, while Detroit fell to 0-6.

SCORE BY PERIODS	1	2	3	4	OT	PTS.
Cincinnati	7	3	10	14	—	34
Detroit	0	0	0	11	—	11

TEAM — SCORING PLAY	QTR.-LEFT
Cin. — C.Evans 24 pass from J.Burrow (E.McPherson kick)	1-8:26
Cin. — E.McPherson 38 field goal	2-0:00
Cin. — J.Mixon 40 pass from J.Burrow (E.McPherson kick)	3-10:40
Cin. — E.McPherson 40 field goal	3-3:38
Cin. — C.Uzomah 2 pass from J.Burrow (E.McPherson kick)	4-12:38
Det. — A.Seibert 35 field goal	4-8:36
Cin. — A.Tate 7 pass from B.Allen (E.McPherson kick)	4-5:16
Det. — D.Swift 1 run (J.Goff-A.St. Brown pass)	4-2:15

Missed FGs: None. **Attendance:** 50,831. **Time:** 2:57.

TEAM STATISTICS	CIN.	DET.
First downs	20	15
Third down conversions-attempts	8-15	5-14
Total net yards	398	228
Net yards rushing	142	36
Net yards passing	256	192
Pass attempts-completions-interceptions	30-20-1	42-28-1
Sacks against-yards lost	2-22	1-10
Punts-average	3-54.3	6-55.5
Punt returns-yards	3-26	3-25
Kickoff returns-yards	1-2	4-89
Penalties-yards	4-31	9-77
Fumbles-lost	1-0	0-0
Time of possession	35:52	24:08

RUSHING									
CIN.	ATT	YDS	LG	TD	DET.	ATT	YDS	LG	TD
J.Mixon	18	94	18	0	D.Swift	13	24	9	1
J.Burrow	5	20	6	0	J.Williams	4	11	6	0
C.Evans	4	18	6	0	J.Goff	1	1	1	0
T.Williams	6	13	6	0					
B.Allen	3	-3	-1	0					
TOTALS	36	142	18	0	TOTALS	18	36	9	1

PASSING									
CIN.	ATT	CMP	YDS	TD-I	DET.	ATT	CMP	YDS	TD-I
J.Burrow	29	19	271	3-1	J.Goff	42	28	202	0-1
B.Allen	1	1	7	1-0					
TOTALS	30	20	278	4-1	TOTALS	42	28	202	0-1

RECEIVING									
CIN.	NO	YDS	LG	TD	DET.	NO	YDS	LG	TD
J.Mixon	5	59	40t	1	T.Hockenson	8	74	33	0
J.Chase	4	97	53	0	K.Raymond	6	37	10	0
C.Evans	3	49	24t	1	D.Swift	5	43	15	0
T.Higgins	3	44	23	0	A.St. Brown	5	26	9	0
C.Uzomah	3	15	8	1	K.Hodge	2	9	7	0
T.Boyd	1	7	7	0	T.Kennedy	1	15	15	0
A.Tate	1	7	7t	1	J.Williams	1	-2	-2	0
TOTALS	20	278	53	4	TOTALS	28	202	33	0

DEFENSE

Cincinnati (press box stats) — **ST-AT-TT:** V.Bell 5-2-7, L.Wilson 5-1-6, C.Awuzie 5-0-5, A.Davis-Gaither 5-0-5, J.Bachie 2-2-4, J.Bates 3-0-3, M.Hilton 3-0-3, D.Reader 3-0-3, L.Ogunjobi 2-1-3, W.Ray 1-2-3, T.Hendrickson 2-0-2, J.Davis 0-2-2, R.Allen 1-0-1, E.Apple 1-0-1, M.Bailey 1-0-1, B.Hill 1-0-1, S.Hubbard 1-0-1, J.Tupou 1-0-1, B.Wilson 0-1-1. **SKS.-YDS.:** T.Hendrickson 1-10. **INT.-YDS.:** L.Wilson 1-0. **PD:** C.Awuzie 1, J.Bachie 1, V.Bell 1, A.Davis-Gaither 1, L.Wilson 1. **FF:** None. **FR-YDS.:** None.

Detroit (press box stats) — **ST-AT-TT:** D.Barnes 6-2-8, J.Reeves-Maybin 6-1-7, A.Anzalone 3-4-7, J.Jacobs 5-1-6, C.Harris 4-1-5, A.Parker 3-2-5, T.Walker 3-1-4, M.Brockers 2-2-4, J.Okwaro 3-0-3, T.Flowers 2-1-3, A.Bryant 2-0-2, N.Williams 2-0-2, A.McNeill 1-1-2, A.Oruwariye 1-1-2, J.Penisini 0-1-1. **SKS.-YDS.:** A.Bryant 1-12, J.Okwaro 1-10. **INT.-YDS.:** A.Oruwariye 1-18. **PD:** D.Barnes 1, J.Jacobs 1, L.Onwuzurike 1, A.Oruwariye 1, T.Walker 1. **FF:** J.Jacobs 1. **FR-YDS.:** None.

WEEK 7, GAME 7**Cincinnati Bengals 41, Baltimore Ravens 17**
Sunday, Oct. 24, 2021 at M&T Bank Stadium

The visiting Bengals broke a five-game Ravens winning streak in dominating fashion, posting their largest-ever margin of victory (24) over Baltimore and scoring their most points against the Ravens in 16 years. Offensively, Bengals QB Joe Burrow passed for a career-high 416 yards and three TDs, including 55- and 32-yarders to TE C.J. Uzomah, but the star of the game was rookie WR Ja'Marr Chase, whose 201 receiving yards set a Bengals rookie record. Cincinnati was protecting a three-point lead midway through the third quarter when Chase caught a slant, shook three tacklers and darted 82 yards for a TD. Cincinnati added two more TDs and leaned on a dominating defense, which held the Ravens to just 17 points. The Bengals sacked Ravens QB Lamar Jackson five times, including 2.5 from DE Sam Hubbard. Cincinnati improved to 5-2 and the Ravens fell to 5-2.

SCORE BY PERIODS	1	2	3	4	OT	PTS.
Cincinnati.....	3	10	14	14	—	41
Baltimore.....	0	10	7	0	—	17

TEAM — SCORING PLAY	QTR.-LEFT
Cin. — E.McPherson 52 field goal.....	1-5:08
Balt. — J.Tucker 45 field goal.....	2-14:03
Cin. — C.Uzomah 55 pass from J.Burrow (E.McPherson kick).....	2-6:29
Balt. — D.Freeman 1 run (J.Tucker kick).....	2-1:51
Cin. — E.McPherson 30 field goal.....	2-0:03
Balt. — M.Brown 39 pass from L.Jackson (J.Tucker kick).....	3-13:20
Cin. — C.Uzomah 32 pass from J.Burrow (E.McPherson kick).....	3-11:06
Cin. — J.Chase 82 pass from J.Burrow (E.McPherson kick).....	3-5:48
Cin. — J.Mixon 21 run (E.McPherson kick).....	4-9:24
Cin. — S.Perine 46 run (E.McPherson kick).....	4-6:59

Missed FGs: None. **Attendance:** 70,659. **Time:** 3:15.

TEAM STATISTICS	CIN.	BALT.
First downs.....	19	20
Third down conversions-attempts.....	4-13	5-16
Total net yards.....	520	393
Net yards rushing.....	111	115
Net yards passing.....	409	278
Pass attempts-completions-interceptions.....	38-23-1	42-20-0
Sacks against-yards lost.....	1-7	5-18
Punts-average.....	4-54.0	6-44.0
Punt returns-yards.....	3-20	2-37
Kickoff returns-yards.....	0-0	2-45
Penalties-yards.....	1-5	5-46
Fumbles-lost.....	1-0	1-0
Time of possession.....	28:11	31:49

RUSHING

CIN.	ATT	YDS	LG	TD	BALT.	ATT	YDS	LG	TD
J.Mixon	12	59	21t	1	L.Jackson	12	88	16	0
S.Perine	11	52	46t	1	D.Freeman	4	14	10	1
J.Burrow	1	0	0	0	T.Williams	2	10	6	0
					L.Bell	5	5	7	0
					D.Duvernay	1	-2	-2	0
TOTALS	24	111	46t	2	TOTALS	24	115	16	1

PASSING

CIN.	ATT	CMP	YDS	TD-I	BALT.	ATT	CMP	YDS	TD-I
J.Burrow	38	23	416	3-1	L.Jackson	31	15	257	1-0
					T.Huntley	11	5	39	0-0
TOTALS	38	23	416	3-1	TOTALS	42	20	296	1-0

RECEIVING

CIN.	NO	YDS	LG	TD	BALT.	NO	YDS	LG	TD
J.Chase	8	201	82t	1	M.Brown	5	80	39t	1
T.Higgins	7	62	11	0	R.Bateman	3	80	35	0
T.Boyd	4	39	25	0	M.Andrews	3	48	24	0
C.Uzomah	3	91	55t	2	D.Freeman	3	25	12	0
S.Perine	1	23	23	0	J.Oliver	2	29	19	0
					T.Williams	2	24	13	0
					D.Duvernay	1	11	11	0
					L.Bell	1	-1	-1	0
TOTALS	23	416	82t	3	TOTALS	20	296	39t	1

DEFENSE

Cincinnati (press box stats) — **ST-AT-TT:** J.Bates 4-3-7, L.Ogunjobi 5-1-6, L.Wilson 4-2-6, V.Bell 5-0-5, C.Awuzie 4-1-5, S.Hubbard 3-2-5, A.Davis-Gaither 2-3-5, G.Pratt 3-0-3, J.Bachie 0-3-3, M.Hilton 2-0-2, C.Sample 2-0-2, M.Bailey 1-1-2, D.Reader 1-1-2, J.Davis 0-2-2, R.Allen 1-0-1, E.Apple 1-0-1, T.Flowers 1-0-1, T.Hendrickson 1-0-1, B.Hill 0-1-1. **SKS.-YDS.:** S.Hubbard 2-5-5.5, L.Ogunjobi 1-5-5.5, T.Hendrickson 1-7. **INT.-YDS.:** None. **PD:** C.Awuzie 1, J.Davis 1, A.Davis-Gaither 1, S.Hubbard 1, D.Phillips 1. **FF:** A.Davis-Gaither. **FR-YDS.:** None.

Baltimore (press box stats) — **ST-AT-TT:** A.Averett 7-0-7, M.Humphrey 4-3-7, J.Bynes 5-1-6, T.Bowser 2-4-6, C.Campbell 2-3-5, J.Madubuike 1-3-4, T.Young 2-0-2, C.Clark 1-1-2, D.Elliott 1-1-2, J.Houston 1-1-2, P.McPhee 1-1-2, P.Queen 1-1-2, J.Ellis 0-2-2, M.Harrison 1-0-1, O.Oweh 1-0-1, J.Smith 1-0-1, B.Stephens 1-0-1, C.Board 0-1-1. **SKS.-YDS.:** T.Bowser 0-5-3.5, C.Campbell 0-5-3.5. **INT.-YDS.:** M.Humphrey 1-0. **PD:** A.Averett 3, M.Humphrey 1, B.Williams 1, T.Young 1. **FF:** M.Humphrey 1. **FR-YDS.:** None.

WEEK 8, GAME 8**N.Y. Jets 34, Cincinnati Bengals 31**
Sunday, Oct. 31, 2021 at MetLife Stadium

Jets QB Mike White, an injury replacement, completed 82 percent of his passes for the second-most yards (405) ever by a QB in his first career start to lead the upset over the Bengals, who entered as double-digit favorites. Cincinnati's top-10 defense had three first-half turnovers, but struggled to slow down New York's 31st-ranked offense. Bengals QB Joe Burrow tossed three TDs on the day, including a 10-yarder to WR Tyler Boyd midway through the fourth quarter that gave Cincinnati a seemingly decisive 11-point lead. But White answered with a TD drive, and then the Jets' defense recorded its first interception of the season deep in Bengals territory. White then tossed his third TD and caught a pass on a trick play for the two-point conversion to give the Jets a three-point lead which Cincinnati could not catch before time ran out. The Bengals fell to 5-3, while the Jets improved to 2-5.

SCORE BY PERIODS	1	2	3	4	OT	PTS.
Cincinnati.....	0	17	7	7	—	31
N.Y. Jets.....	7	7	3	17	—	34

TEAM — SCORING PLAY	QTR.-LEFT
NYJ — Mi.Carter 8 run (M.Ammendola kick).....	1-8:38
Cin. — J.Mixon 1 run (E.McPherson kick).....	2-14:57
Cin. — J.Chase 2 pass from J.Burrow (E.McPherson kick).....	2-3:21
Cin. — E.McPherson 21 field goal.....	2-1:51
NYJ — B.Berrios 8 pass from M.White (M.Ammendola kick).....	2-0:15
NYJ — M.Ammendola 24 field goal.....	3-5:17
Cin. — J.Mixon 8 pass from J.Burrow (E.McPherson kick).....	3-3:11
NYJ — M.Ammendola 24 field goal.....	4-12:28
Cin. — T.Boyd 10 pass from J.Burrow (E.McPherson kick).....	4-7:29
NYJ — T.Johnson 19 pass from M.White (pass failed).....	4-4:36
NYJ — T.Kroft 13 pass from M.White (J.Crowder-M.White pass).....	4-3:45

Missed FGs: M.Ammendola (54WL). **Attendance:** 67,503. **Time:** 3:18.

TEAM STATISTICS	CIN.	NYJ
First downs.....	18	32
Third down conversions-attempts.....	4-10	6-11
Total net yards.....	318	511
Net yards rushing.....	41	97
Net yards passing.....	277	414
Pass attempts-completions-interceptions.....	35-22-1	49-39-2
Sacks against-yards lost.....	3-28	2-8
Punts-average.....	4-46.3	1-45.0
Punt returns-yards.....	0-0	1-16
Kickoff returns-yards.....	1-18	2-59
Penalties-yards.....	5-51	8-46
Fumbles-lost.....	1-0	1-1
Time of possession.....	23:39	36:21

RUSHING

CIN.	ATT	YDS	LG	TD	NYJ	ATT	YDS	LG	TD
J.Mixon	14	33	8	1	Mi.Carter	15	77	18	1
J.Chase	1	9	9	0	T.Johnson	4	15	8	0
J.Burrow	1	-1	-1	0	E.Moore	1	4	4	0
					L.Perine	1	3	3	0
					M.White	5	-1	2	0
					J.Smith	1	-1	-1	0
TOTALS	16	41	9	1	TOTALS	27	97	18	1

PASSING

CIN.	ATT	CMP	YDS	TD-I	NYJ	ATT	CMP	YDS	TD-I
J.Burrow	34	21	259	3-1	M.White	45	37	405	3-2
T.Boyd	1	1	46	0-0	J.Johnson	4	2	17	0-0
TOTALS	35	22	305	3-1	TOTALS	49	39	422	3-2

RECEIVING

CIN.	NO	YDS	LG	TD	NYJ	NO	YDS	LG	TD
T.Boyd	5	69	21	1	Mi.Carter	9	95	23	0
T.Higgins	4	97	54	0	J.Crowder	8	84	26	0
J.Mixon	4	58	46	1	E.Moore	6	67	24	0
C.Uzomah	4	33	11	0	T.Johnson	5	71	19t	1
J.Chase	3	32	21	1	K.Cole	3	25	11	0
S.Perine	2	16	13	0	D.Mims	2	30	17	0
					T.Kroft	2	20	13t	1
					B.Berrios	2	13	8t	1
					J.Smith	1	10	10	0
					R.Griffin	1	7	7	0
TOTALS	22	305	54	3	TOTALS	39	422	26	3

DEFENSE

Cincinnati (press box stats) — **ST-AT-TT:** L.Wilson 10-2-12, V.Bell 5-4-9, J.Bates 6-2-8, C.Awuzie 7-0-7, G.Pratt 5-1-6, T.Hendrickson 3-3-6, S.Hubbard 3-3-6, L.Ogunjobi 3-2-5, E.Apple 3-1-4, D.Reader 3-0-3, A.Davis-Gaither 2-1-3, M.Hilton 2-1-3, B.Hill 2-0-2, R.Allen 1-0-1, J.Tupou 0-1-1. **SKS.-YDS.:** L.Ogunjobi 1-5, T.Hendrickson 1-3. **INT.-YDS.:** J.Bates 1-65, G.Pratt 1-4. **PD:** S.Hubbard 2, C.Awuzie 1, J.Bates 1, G.Pratt 1. **FF:** V.Bell 1. **FR-YDS.:** V.Bell 1-0.

N.Y. Jets (press box stats) — **ST-AT-TT:** C.Mosley 8-2-10, M.Maye 5-0-5, M.Carter II 2-2-4, B.Hall 2-2-4, S.Rankins 2-2-4, J.Davis 3-0-3, A.Davis 2-1-3, J.Zuniga 1-2-3, Q.Williams 2-0-2, B.Echols 1-1-2, F.Fatukasi 1-1-2, J.Guidry 1-1-2, Quincy.Williams 1-0-1. **SKS.-YDS.:** Quinnen.Williams 1-12, S.Rankins 1-8, J.Zuniga 1-8. **INT.-YDS.:** S.Lawson 1-1. **PD:** S.Lawson 2, M.Carter II 1, B.Echols 1, B.Hall 1, Quinnen.Williams 1, Quincy.Williams 1. **FF:** J.Zuniga 1. **FR-YDS.:** None.

WEEK 9, GAME 9**Cleveland Browns 41, Cincinnati Bengals 16**
Sunday, Nov. 7, 2021 at Paul Brown Stadium

The Bengals committed three turnovers, forced none, and had several key drops in the passing game as Cleveland cruised to a comfortable win at Paul Brown Stadium. The first Bengals turnover was a 99-yard pick-six by Browns CB Denzel Ward on the game's opening possession, while the other two — an INT and a fumble — happened deep in their own end and led to Browns points. The Bengals' defense, which had excelled all season at preventing long plays, gave up a 60-yard TD catch and 70-yard TD run to Cleveland. Cincinnati also entered the game ranked seventh in rush defense, but allowed 9.8 yards per carry to Browns RB Nick Chubb. Forced to play from behind most of the game, Cincinnati went pass-heavy but never could find its footing. Bengals QB Joe Burrow was sacked five times, and his longest completion was just 20 yards. Cincinnati fell to 5-4, while Cleveland improved to 5-4.

SCORE BY PERIODS	1	2	3	4	OT	PTS.
Cleveland	7	17	10	7	—	41
Cincinnati	7	3	0	6	—	16

TEAM — SCORING PLAY	QTR.-LEFT
Cle. — D. Ward 99 interception return (C. McLaughlin kick)	1-8:43
Cin. — J. Mixon 11 run (E. McPherson kick)	1-4:10
Cle. — N. Chubb 1 run (C. McLaughlin kick)	2-14:45
Cle. — D. Peoples-Jones 60 pass from B. Mayfield (C. McLaughlin kick)	2-10:10
Cle. — C. McLaughlin 28 field goal	2-4:10
Cin. — E. McPherson 27 field goal	2-0:02
Cle. — N. Chubb 70 run (C. McLaughlin kick)	3-8:00
Cle. — C. McLaughlin 24 field goal	3-5:14
Cin. — J. Mixon 2 run (run failed)	4-13:51
Cle. — D. Njoku 18 pass from B. Mayfield (C. McLaughlin kick)	4-4:27

Missed FGs: C. McLaughlin (45WL). **Attendance:** 65,451. **Time:** 3:07.

TEAM STATISTICS	CLE.	CIN.
First downs	14	25
Third down conversions-attempts	3-9	3-11
Total net yards	361	348
Net yards rushing	153	85
Net yards passing	208	263
Pass attempts-completions-interceptions	21-14-0	42-29-2
Sacks against-yards lost	2-10	5-25
Punts-average	3-39.3	3-40.7
Punt returns-yards	2-4	2-22
Kickoff returns-yards	1-11	4-74
Penalties-yards	10-84	4-31
Fumbles-lost	2-0	4-1
Time of possession	24:38	35:22

RUSHING

CLE.	ATT	YDS	LG	TD	CIN.	ATT	YDS	LG	TD
N. Chubb	14	137	70t	2	J. Mixon	13	64	21	2
D. Johnson	8	16	7	0	S. Perine	5	20	9	0
J. Landry	1	0	0	0	J. Burrow	2	1	1	0
					J. Chase	2	0	0	0
					B. Allen	1	0	0	0
TOTALS	23	153	70t	2	TOTALS	23	85	21	2

PASSING

CLE.	ATT	CMP	YDS	TD-I	CIN.	ATT	CMP	YDS	TD-I
B. Mayfield	21	14	218	2-0	J. Burrow	40	28	282	0-2
					B. Allen	2	1	6	0-0
TOTALS	21	14	218	2-0	TOTALS	42	29	288	0-2

RECEIVING

CLE.	NO	YDS	LG	TD	CIN.	NO	YDS	LG	TD
J. Landry	3	11	7	0	T. Higgins	6	78	20	0
D. Peoples-Jones	2	86	60t	1	J. Chase	6	49	15	0
N. Chubb	2	26	23	0	J. Mixon	5	46	12	0
H. Bryant	2	26	21	0	C. Uzomah	4	24	12	0
A. Hooper	2	14	11	0	D. Sample	3	36	19	0
D. Felton	1	22	22	0	S. Perine	2	17	9	0
D. Njoku	1	18	18t	1	M.D. Thomas	1	16	16	0
A. Schwartz	1	15	15	0	T. Boyd	1	11	11	0
					C. Evans	1	11	11	0
TOTALS	14	218	60t	2	TOTALS	29	288	20	0

DEFENSE

Cleveland (press box stats) — **ST-AT-TT:** A. Walker 12-2-14, T. Hill 7-0-7, G. Newsome 5-0-5, S. Takitaki 3-2-5, M. McDowell 2-2-4, G. Delpit 3-0-3, J. Johnson 3-0-3, E. Lee 2-1-3, J. Elliott 0-3-3, I. Odenigbo 2-0-2, D. Ward 2-0-2, M. Garrett 1-1-2, M. Wilson 1-1-2, S. Day 0-2-2, R. Harrison 0-2-2, J. Clowney 1-0-1, A. Green 1-0-1. **SKS-YDS.:** T. Hill 2-13, M. Garrett 1.5-6.5, A. Walker 1-5, S. Day 0.5-0.5. **INT-YDS.:** D. Ward 1-99, J. Johnson 1-31. **PD:** G. Newsome 3, D. Ward 3, G. Delpit 1, A. Green 1, J. Johnson 1, M. Smith 1. **FF:** J. Johnson 1. **FR-YDS.:** A. Green 1-16.

Cincinnati (press box stats) — **ST-AT-TT:** L. Wilson 2-4-6, J. Bates 4-1-5, G. Pratt 4-1-5, B. Hill 2-3-5, S. Hubbard 3-1-4, V. Bell 1-3-4, E. Apple 3-0-3, M. Hilton 2-0-2, L. Ogunjobi 1-1-2, C. Awuzie 1-0-1, T. Hendrickson 1-0-1, D. Reader 1-0-1, J. Tupou 0-1-1. **SKS-YDS.:** T. Hendrickson 1-7, S. Hubbard 1-3. **INT-YDS.:** None. **PD:** M. Bailey 1. **FF:** L. Wilson 1. **FR-YDS.:** None.

WEEK 11, GAME 10**Cincinnati Bengals 32, Las Vegas Raiders 13**
Sunday, Nov. 21, 2021 at Allegiant Stadium

The Bengals started slow in their first-ever game in Las Vegas, but they scored 19 points in the final quarter to widen what for most of the game was a narrow lead. Cincinnati's defense forced two turnovers and held Las Vegas to just one-of-seven on third downs, while HB Joe Mixon scored two TDs — his third straight multi-TD game — and rushed for 97 yards in the second half as the Bengals wore out the Raiders late. The Raiders trimmed the Bengals' lead to three points early in the fourth quarter, but QB Joe Burrow led a 12-play, 62-yard TD drive that ate 6:39 of clock and re-extended Cincinnati's lead. Rookie K. Evan McPherson made all four of his FG attempts, and tied an NFL record with three 50-plus yarders in a game (54, 53, 51). Cincinnati improved to 6-4, while Las Vegas dropped to 5-5.

SCORE BY PERIODS	1	2	3	4	OT	PTS.
Cincinnati	3	7	3	19	—	32
Las Vegas	3	3	0	7	—	13

TEAM — SCORING PLAY	QTR.-LEFT
L.V. — D. Carlson 26 field goal	1-10:37
Cin. — E. McPherson 54 field goal	1-7:36
L.V. — D. Carlson 47 field goal	2-11:06
Cin. — J. Mixon 11 run (E. McPherson kick)	2-4:15
Cin. — E. McPherson 53 field goal	3-6:04
Cin. — E. McPherson 51 field goal	4-13:17
L.V. — F. Moreau 19 pass from D. Carr (D. Carlson kick)	4-11:42
Cin. — J. Chase 6 pass from J. Burrow (kick failed, WR)	4-5:03
Cin. — J. Mixon 20 run (E. McPherson kick)	4-3:51
Cin. — E. McPherson 47 field goal	4-1:04

Missed FGs: None. **Attendance:** 61,712. **Time:** 2:51.

TEAM STATISTICS	CIN.	L.V.
First downs	23	13
Third down conversions-attempts	8-16	1-7
Total net yards	288	278
Net yards rushing	159	72
Net yards passing	129	206
Pass attempts-completions-interceptions	29-20-0	27-19-1
Sacks against-yards lost	3-19	2-9
Punts-average	2-52.5	4-46.5
Punt returns-yards	2-10	2-23
Kickoff returns-yards	2-57	3-51
Penalties-yards	1-5	7-77
Fumbles-lost	3-1	2-1
Time of possession	37:20	22:40

RUSHING

CIN.	ATT	YDS	LG	TD	L.V.	ATT	YDS	LG	TD
J. Mixon	30	123	20t	2	J. Jacobs	9	37	18	0
T. Boyd	1	14	14	0	K. Drake	5	23	7	0
J. Burrow	3	11	6	0	H. Renfrow	1	5	5	0
J. Chase	2	8	10	0	D. Jackson	1	4	4	0
S. Perine	2	3	2	0	P. Barber	1	3	3	0
					B. Edwards	1	0	0	0
TOTALS	38	159	20t	2	TOTALS	18	72	18	0

PASSING

CIN.	ATT	CMP	YDS	TD-I	L.V.	ATT	CMP	YDS	TD-I
J. Burrow	29	20	148	1-0	D. Carr	27	19	215	1-1
TOTALS	29	20	148	1-0	TOTALS	27	19	215	1-1

RECEIVING

CIN.	NO	YDS	LG	TD	L.V.	NO	YDS	LG	TD
T. Boyd	6	49	14	0	D. Waller	7	116	31	0
J. Chase	3	32	17	1	J. Jacobs	5	24	8	0
S. Perine	3	18	9	0	H. Renfrow	4	30	9	0
T. Higgins	2	15	9	0	Z. Jones	1	20	20	0
C. Uzomah	2	9	7	0	F. Moreau	1	19	19t	1
M.D. Thomas	1	12	12	0	K. Drake	1	6	6	0
C. Evans	1	7	7	0					
D. Sample	1	3	3	0					
S. Morgan	1	3	3	0					
TOTALS	20	148	17	1	TOTALS	19	215	31	1

DEFENSE

Cincinnati (press box stats) — **ST-AT-TT:** V. Bell 5-1-6, S. Hubbard 3-2-5, L. Wilson 3-2-5, C. Awuzie 4-0-4, J. Bates 4-0-4, G. Pratt 3-1-4, E. Apple 3-0-3, D. Reader 0-3-3, T. Hendrickson 2-0-2, M. Hilton 2-0-2, L. Ogunjobi 0-2-2, M. Bailey 1-0-1, B. Hill 1-0-1, K. Kareem 0-1-1, W. Ray 0-1-1. **SKS-YDS.:** T. Hendrickson 1-5, S. Hubbard 1-4. **INT-YDS.:** E. Apple 1-0. **PD:** E. Apple 1. **FF:** T. Hendrickson 1. **FR-YDS.:** S. Hubbard 1-43.

Las Vegas (press box stats) — **ST-AT-TT:** D. Perryman 9-3-12, J. Abram 6-6-12, C. Littleton 3-6-9, B. Facyson 3-3-6, C. Nassib 4-0-4, C. Hayward 3-1-4, N. Hobbs 3-1-4, D. Leavitt 1-3-4, Y. Ngakoue 2-1-3, M. Crosby 1-2-3, Q. Jefferson 2-0-2, S. Thomas 2-0-2, K. Wright 2-0-2, J. Hankins 1-2-2, D. Square 1-1-2, C. Ferrell 1-0-1, T. Moehrig 1-0-1. **SKS-YDS.:** S. Thomas 1-10, Q. Jefferson 1-8, Y. Ngakoue 1-1. **INT-YDS.:** None. **PD:** B. Facyson 3, D. Perryman 2, T. Moehrig 1. **FF:** Y. Ngakoue 1. **FR-YDS.:** D. Leavitt 1-30.

WEEK 12, GAME 11**Cincinnati Bengals 41, Pittsburgh Steelers 10**
Sunday, Nov. 28, 2021 at Paul Brown Stadium

The 31-point victory margin was the Bengals' largest over the Steelers in 32 years. Bengals HB Joe Mixon rushed for a career-high 165 yards and two TDs, while QB Joe Burrow had a career-high 83.5 completion percentage. Mixon ran his streak of consecutive games with a TD to eight, including four straight with multiple TDs. Cincinnati scored on its first four possessions (three TDs, one FG), and when an INT ended that streak on the fifth drive, Bengals CB Mike Hilton — a former Steeler — returned an INT 24 yards for a TD on the first play of the following Steelers drive. Cincinnati's defense had three sacks and two INTs while holding Pittsburgh to 51 rushing yards. Bengals DE Trey Hendrickson ran his streak of consecutive games with a sack to seven, the longest in Bengals history. Cincinnati improved to 7-4, while Pittsburgh fell to 5-5-1.

SCORE BY PERIODS	1	2	3	4	OT	PTS.
Pittsburgh	3	0	0	7	—	10
Cincinnati	10	21	3	7	—	41

TEAM — SCORING PLAY QTR-LEFT

Cin.	— J.Burrow 8 run (E.McPherson kick)	1-9:29
Cin.	— E.McPherson 31 field goal	1-6:01
Pitt.	— C.Boswell 40 field goal	1-2:17
Cin.	— T.Higgins 32 pass from J.Burrow (E.McPherson kick)	2-14:15
Cin.	— J.Mixon 1 run (E.McPherson kick)	2-2:43
Cin.	— M.Hilton 24 interception return (E.McPherson kick)	2-0:30
Cin.	— E.McPherson 51 field goal	3-2:35
Cin.	— J.Mixon 1 run (E.McPherson kick)	4-13:10
Pitt.	— P.Freiermuth 15 pass from B.Roethlisberger (C.Boswell kick)	4-2:59

Missed FGs: None. **Attendance:** 63,238. **Time:** 3:02.

TEAM STATISTICS PITT. CIN.

First downs	16	25
Third down conversions-attempts	7-13	5-11
Total net yards	301	370
Net yards rushing	51	198
Net yards passing	250	172
Pass attempts-completions-interceptions	41-24-2	25-20-1
Sacks against-yards lost	3-13	2-18
Punts-average	5-38.0	3-46.3
Punt returns-yards	2-3	2-17
Kickoff returns-yards	3-73	1-12
Penalties-yards	4-30	3-18
Fumbles-lost	2-1	0-0
Time of possession	24:40	35:20

RUSHING

PITT.	ATT	YDS	LG	TD	CIN.	ATT	YDS	LG	TD
N.Harris	8	23	5	0	J.Mixon	28	165	32	2
K.Ballage	3	21	13	0	C.Evans	5	23	13	0
B.Snell	2	5	4	0	J.Burrow	1	8	8	1
A.McFarland	2	2	3	0	S.Perine	3	3	4	0
					B.Allen	1	-1	-1	0
TOTALS	15	51	13	0	TOTALS	38	198	32	3

PASSING

PITT.	ATT	CMP	YDS	TD-I	CIN.	ATT	CMP	YDS	TD-I
B.Roethlisberger	41	24	263	1-2	J.Burrow	24	20	190	1-1
					B.Allen	1	0	0	0-0
TOTALS	41	24	263	1-2	TOTALS	25	20	190	1-1

RECEIVING

PITT.	NO	YDS	LG	TD	CIN.	NO	YDS	LG	TD
D.Johnson	9	95	16	0	T.Higgins	6	114	32	1
P.Freiermuth	4	40	15	1	J.Mixon	4	-2	5	0
C.Claypool	3	82	41	0	J.Chase	3	39	16	0
N.Harris	3	14	12	0	C.Uzomah	3	9	7	0
A.McFarland	1	11	11	0	T.Boyd	2	13	9	0
Z.Gentry	1	10	10	0	S.Perine	1	12	12	0
K.Ballage	1	6	6	0	C.Evans	1	5	5	0
J.Washington	1	3	3	0					
A.Miller	1	2	2	0					
TOTALS	24	263	41	1	TOTALS	20	190	32	1

DEFENSE

Pittsburgh (press box stats) — **ST-AT-TT:** J.Schobert 8-2-10, M.Fitzpatrick 5-4-9, C.Heyward 3-5-8, T.Edmunds 5-1-6, A.Maulet 3-3-6, A.Highsmith 3-2-5, D.Bush 2-3-5, J.Pierre 3-1-4, C.Sutton 3-1-4, C.Wormley 2-2-4, T.Charlton 1-1-2, T.Watt 1-1-2, H.Mondeaux 0-2-2, D.Tuszka 0-2-2, T.Norwood 1-0-1, R.Spillane 1-0-1, A.Witherspoon 1-0-1, I.Loudermilk 0-1-1. **SKS-YDS:** C.Wormley 1-12, C.Heyward 1-6. **INT-YDS:** M.Fitzpatrick 1-18. **PD:** M.Fitzpatrick 1, I.Loudermilk 1, A.Witherspoon 1. **FF:** None. **FR-YDS:** None.

Cincinnati (press box stats) — **ST-AT-TT:** L.Wilson 6-0-6, M.Bailey 3-2-5, B.Hill 3-1-4, T.Flowers 2-2-4, M.Hilton 2-2-4, V.Bell 3-0-3, D.Reader 2-1-3, E.Apple 2-0-2, T.Hendrickson 2-0-2, S.Hubbard 2-0-2, M.J.Thomas 2-0-2, J.Bachie 1-1-2, G.Pratt 1-1-2, W.Ray 0-2-2, R.Allen 1-0-1, C.Awuzie 1-0-1, L.Ogunjobi 1-0-1, D.Phillips 1-0-1, C.Sample 1-0-1, J.Davis 0-1-1, K.Kareem 0-1-1. **SKS-YDS:** B.Hill 1-9, S.Hubbard 1-4, T.Hendrickson 1-0. **INT-YDS:** E.Apple 1-50, M.Hilton 1-24. **PD:** E.Apple 1, J.Bates 1, M.Hilton 1, D.Phillips 1, M.J.Thomas 1. **FF:** T.Hendrickson 1. **FR-YDS:** S.Hubbard 1-0.

WEEK 13, GAME 12**Los Angeles Chargers 41, Cincinnati Bengals 22**
Sunday, Dec. 5, 2021 at Paul Brown Stadium

The visiting Chargers raced to a 24-0 lead early in the second quarter and looked to be on their way to an easy win, but Cincinnati scored twice before halftime to trim the lead to 24-13, and then got to within 24-22 midway through the third quarter. The comeback was led by Bengals QB Joe Burrow, who did not miss a play despite dislocating the pinky finger on his throwing hand in the first half. Cincinnati was down two points early in the fourth quarter and driving to take the lead when HB Joe Mixon fumbled for the first time in 328 rush attempts, resulting in a 61-yard scoop-and-score by Chargers CB Tevaughn Campbell. L.A. tacked on another TD, and then thwarted another Bengals comeback attempt by intercepting Burrow in the end zone — Cincinnati's fourth turnover of the day. Mixon ran his streak of consecutive games with a TD to nine, and DE Trey Hendrickson ran his streak of consecutive games with a sack to eight. The Chargers improved to 7-5, while the Bengals fell to 7-5.

SCORE BY PERIODS	1	2	3	4	OT	PTS.
L.A. Chargers	16	8	0	17	—	41
Cincinnati	0	13	9	0	—	22

TEAM — SCORING PLAY QTR-LEFT

LAC	— K.Allen 4 pass from J.Herbert (kick failed, WR)	1-11:31
LAC	— D.Hopkins 43 field goal	1-6:28
LAC	— K.Allen 7 pass from J.Herbert (D.Hopkins kick)	1-1:34
LAC	— J.Guyton 44 pass from J.Herbert (K.Allen-J.Herbert pass)	2-10:12
Cin.	— T.Higgins 29 pass from J.Burrow (kick failed, WR)	2-7:39
Cin.	— J.Burrow 6 run (E.McPherson kick)	2-2:40
Cin.	— E.McPherson 48 field goal	3-9:53
Cin.	— J.Mixon 7 run (run failed)	3-7:10
LAC	— T.Campbell 61 fumble return (D.Hopkins kick)	4-13:43
LAC	— A.Ekeler 1 run (D.Hopkins kick)	4-10:49
LAC	— D.Hopkins 43 field goal	4-1:10

Missed FGs: None. **Attendance:** 51,414. **Time:** 3:20.

TEAM STATISTICS LAC CIN.

First downs	18	21
Third down conversions-attempts	4-13	6-12
Total net yards	363	356
Net yards rushing	79	96
Net yards passing	284	260
Pass attempts-completions-interceptions	35-26-1	40-24-2
Sacks against-yards lost	4-33	6-40
Punts-average	4-42.3	4-45.0
Punt returns-yards	2-18	1-5
Kickoff returns-yards	3-99	3-52
Penalties-yards	7-51	7-63
Fumbles-lost	2-2	2-2
Time of possession	28:46	31:14

RUSHING

LAC	ATT	YDS	LG	TD	CIN.	ATT	YDS	LG	TD
A.Ekeler	14	59	15	1	J.Mixon	19	54	10	1
J.Jackson	6	15	7	0	S.Perine	5	36	17	0
J.Herbert	1	6	6	0	J.Burrow	1	6	6	1
J.Guyton	1	-1	-1	0					
TOTALS	22	79	15	1	TOTALS	25	96	17	2

PASSING

LAC	ATT	CMP	YDS	TD-I	CIN.	ATT	CMP	YDS	TD-I
J.Herbert	35	26	317	3-1	J.Burrow	40	24	300	1-2
TOTALS	35	26	317	3-1	TOTALS	40	24	300	1-2

RECEIVING

LAC	NO	YDS	LG	TD	CIN.	NO	YDS	LG	TD
M.Williams	5	110	47	0	T.Higgins	9	138	29	1
A.Ekeler	5	45	12	0	T.Boyd	5	85	32	0
K.Allen	5	34	10	2	J.Chase	5	52	14	0
J.Guyton	4	90	44	1	C.Uzomah	3	20	10	0
J.Cook	3	29	23	0	S.Perine	2	5	5	0
J.Jackson	2	6	7	0					
D.Parham	2	3	6	0					
TOTALS	26	317	47	3	TOTALS	24	300	32	1

DEFENSE

L.A. Chargers (press box stats) — **ST-AT-TT:** K.White 7-3-10, D.Tranquill 6-4-10, D.James 3-4-7, N.Adderley 2-5-7, T.Campbell 4-2-6, C.Harris 4-0-4, C.Rumph 2-1-3, J.Jones 2-1-3, C.Covington 2-0-2, M.Davis 2-0-2, B.Fehoko 1-1-2, U.Nwosu 2-0-2, J.Bosa 1-0-1, N.Niemann 1-0-1, J.Tillery 1-0-1, K.Fackrell 0-1-1, J.Gaziano 0-1-1, T.Marshall 0-1-1, A.Ogbongbemiga 0-1-1. **SKS-YDS:** U.Nwosu 2-11, D.Tranquill 1-10, J.Jones 1-7, C.Rumph 1-5, N.Adderley 0.5-3.5, D.James 0.5-3.5. **INT-YDS:** M.Davis 1-0, C.Harris 1-0. **PD:** M.Davis 3, C.Harris 1, D.Tranquill 1. **FF:** C.Covington 1, U.Nwosu 1. **FR-YDS:** T.Campbell 1-61, U.Nwosu 1-0.

Cincinnati (press box stats) — **ST-AT-TT:** J.Bachie 6-3-9, M.Hilton 6-3-9, G.Pratt 3-6-9, J.Bates 4-2-6, V.Bell 2-4-6, B.Hill 1-4-5, S.Hubbard 1-4-5, T.Hendrickson 1-3-4, C.Awuzie 3-0-3, L.Wilson 1-2-3, E.Apple 1-1-2, L.Ogunjobi 1-1-2, V.Hargreaves 0-2-2, C.Sample 0-2-2, J.Tupou 0-1-1. **SKS-YDS:** L.Ogunjobi 1-9, T.Hendrickson 1-6, V.Bell 0.5-6, C.Sample 0.5-6, B.Hill 0.5-3, S.Hubbard 0.5-3. **INT-YDS:** C.Awuzie 1-0. **PD:** C.Awuzie 2, E.Apple 1, M.Hilton 1. **FF:** M.Hilton 1, G.Pratt 1. **FR-YDS:** J.Bates 1-46, G.Pratt 1-0.

WEEK 14, GAME 13**San Francisco 49ers 26, Cincinnati Bengals 23 (OT)**
Sunday, Dec. 12, 2021 at Paul Brown Stadium

The Bengals fell behind 17-6 at halftime due to costly mistakes — two turnovers on muffed punts (49ers turned them into 10 points), a Ja'Marr Chase TD catch that was ruled a drop by replay review, and a taunting penalty after a third-down stop on defense that resulted in a 49ers TD on the next play. Cincinnati entered the fourth quarter trailing 20-6, but staged a dramatic comeback to tie at 20 and force OT. Burrow posted a 151.0 passer rating in the final period and tossed two TDs to Chase, and then San Francisco K Robbie Gould missed a potential game-winning FG from 47 yards at the end of regulation. In OT, Cincinnati's offense moved downfield quickly for a FG. On the next drive, the 49ers drove 75 yards on seven plays for a game-winning TD. Bengals DE Trey Hendrickson recorded a sack in his ninth straight game — tied for fourth-longest streak in NFL history — before leaving with a back injury. Chase's two receiving TDs gave him 10 for the season, the most-ever by a Bengals rookie. The Bengals fell to 7-6, while the 49ers improved to 7-6.

SCORE BY PERIODS	1	2	3	4	OT	PTS.
San Francisco	3	14	3	0	6	26
Cincinnati	3	3	0	14	3	23

TEAM — SCORING PLAY	QTR-LEFT
S.F. — R.Gould 33 field goal	1-6:37
Cin. — E.McPherson 37 field goal	1-0:31
S.F. — D.Samuel 27 run (R.Gould kick)	2-12:05
Cin. — E.McPherson 28 field goal	2-1:42
S.F. — G.Kittle 14 pass from J.Garoppolo (R.Gould kick)	2-0:18
S.F. — R.Gould 24 field goal	3-7:43
Cin. — J.Chase 17 pass from J.Burrow (E.McPherson kick)	4-9:20
Cin. — J.Chase 32 pass from J.Burrow (E.McPherson kick)	4-1:19
Cin. — E.McPherson 41 field goal	5-6:15
S.F. — B.Aiyuk 12 pass from J.Garoppolo	5-1:53

Missed FGs: R.Gould (47WR), E.McPherson (46WL).

Attendance: 50,481. **Time:** 3:24.

TEAM STATISTICS	S.F.	CIN.
First downs	21	22
Third down conversions-attempts	5-15	4-13
Total net yards	355	397
Net yards rushing	100	86
Net yards passing	255	311
Pass attempts-completions-interceptions	41-27-0	34-25-0
Sacks against-yards lost	5-41	5-37
Punts-average	7-41.6	4-43.3
Punt returns-yards	2-4	5-21
Kickoff returns-yards	3-63	3-40
Penalties-yards	6-40	2-19
Fumbles-lost	2-0	4-2
Time of possession	33:50	34:17

RUSHING

S.F.	ATT	YDS	LG	TD	CIN.	ATT	YDS	LG	TD
J.Wilson	13	56	12	0	J.Mixon	18	58	17	0
D.Samuel	8	37	27	1	S.Perine	4	11	6	0
B.Aiyuk	1	4	4	0	T.Boyd	1	8	8	0
J.Garoppolo	1	3	3	0	J.Chase	1	6	6	0
					J.Burrow	2	3	4	0
TOTALS	23	100	27	1	TOTALS	26	86	17	0

PASSING

S.F.	ATT	CMP	YDS	TD-I	CIN.	ATT	CMP	YDS	TD-I
J.Garoppolo	41	27	296	2-0	J.Burrow	34	25	348	2-0
TOTALS	41	27	296	2-0	TOTALS	34	25	348	2-0

RECEIVING

S.F.	NO	YDS	LG	TD	CIN.	NO	YDS	LG	TD
G.Kittle	13	151	21	1	T.Higgins	5	114	27	0
B.Aiyuk	6	62	21	1	J.Chase	5	77	32	2
J.Jennings	3	46	25	0	C.Uzomah	4	56	23	0
J.Hasty	3	10	4	0	T.Boyd	4	55	29	0
D.Samuel	1	22	22	0	S.Perine	4	22	11	0
K.Juszczyk	1	5	5	0	J.Mixon	2	10	5	0
					D.Sample	1	14	14	0
TOTALS	27	296	25	2	TOTALS	25	348	32	2

DEFENSE

San Francisco (press box stats) — **ST-AT-TT:** A.Al-Shaair 8-3-11, K.Williams 5-2-7, J.Tartt 3-4-7, F.Warner 1-6-7, A.Thomas 2-4-6, T.Hufanga 4-1-5, J.Ward 3-2-5, D.Jones 2-3-5, A.Armstead 2-2-4, N.Bosa 2-1-3, J.Norman 2-1-3, S.Ebukam 0-3-3, J.Willis 0-3-3, M.Harris 1-1-2, K.Givens 1-0-1, D.Lenoir 1-0-1, C.Omenihu 1-0-1, A.Key 0-1-1. **SKS-YDS:** N.Bosa 2-12, K.Williams 1-14, A.Al-Shaair 1-2, S.Ebukam 0.5-4.5, A.Key 0.5-4.5. **INT-YDS:** None. **PD:** A.Al-Shaair 1, J.Norman 1, C.Omenihu 1, J.Ward 1. **FF:** S.Ebukam 1. **FR-YDS:** None.

Cincinnati (press box stats) — **ST-AT-TT:** V.Bell 5-5-10, J.Bates 8-1-9, G.Pratt 4-5-9, C.Awuzie 4-2-6, J.Bachie 3-1-4, B.Hill 3-1-4, L.Ogunjobi 3-1-4, D.Reader 3-0-3, E.Apple 2-1-3, M.Hilton 2-1-3, C.Sample 2-1-3, S.Hubbard 0-2-2, R.Allen 1-0-1, T.Flowers 1-0-1, T.Hendrickson 1-0-1, J.Tupou 1-0-1. **SKS-YDS:** T.Hendrickson 1-10, B.Hill 1-9, L.Ogunjobi 1-9, D.Reader 1-2, (team) 1-11. **INT-YDS:** None. **PD:** C.Awuzie 2, V.Bell 2, E.Apple 1, J.Bates 1, G.Pratt 1. **FF:** V.Bell 1. **FR-YDS:** None.

WEEK 15, GAME 14**Cincinnati Bengals 15, Denver Broncos 10**

Sunday, Dec. 19, 2021 at Empower Field at Mile High

The visiting Bengals started slow before rookie K Evan McPherson booted a team-record 58-yard FG as time expired in the first half to give Cincinnati a 6-3 lead at the break. The Broncos jumped ahead 10-9 with a 25-yard TD pass late in the third quarter, but it took just two plays for the Bengals to re-take the lead with a 56-yard TD pass of their own from QB Joe Burrow to WR Tyler Boyd. Denver responded by driving to Cincinnati's nine-yard line, but reserve DE Khalid Kareem stifled the Broncos' scoring opportunity by crashing into the backfield and wrestling the ball away from Denver QB Drew Lock. Cincinnati began to burn late clock time, and a 15-yard Burrow-to-Boyd completion on a third-and-10 forced Denver to spend its remaining time outs. The Broncos finally got the ball back with 1:04 to play, but the Bengals' defense capped a stellar performance by forcing a sack and three interceptions to seal the game. Cincinnati improved to 8-6 and took over sole possession of first place in the AFC North, while Denver dropped to 7-7.

SCORE BY PERIODS	1	2	3	4	OT	PTS.
Cincinnati	3	3	9	0	—	15
Denver	0	3	7	0	—	10

TEAM — SCORING PLAY	QTR-LEFT
Cin. — E.McPherson 53 field goal	1-6:34
Den. — B.McManus 54 field goal	2-10:44
Cin. — E.McPherson 58 field goal	2-0:00
Cin. — E.McPherson 26 field goal	3-6:21
Den. — T.Patrick 25 pass from D.Lock (B.McManus kick)	3-1:15
Cin. — T.Boyd 56 pass from J.Burrow (pass failed)	3-0:30

Missed FGs: B.McManus (51WR). **Attendance:** 76,134. **Time:** 3:11.

TEAM STATISTICS	CIN.	DEN.
First downs	12	19
Third down conversions-attempts	4-13	7-16
Total net yards	249	292
Net yards rushing	113	133
Net yards passing	136	159
Pass attempts-completions-interceptions	22-15-0	34-18-0
Sacks against-yards lost	3-21	3-27
Punts-average	7-52.6	6-51.5
Punt returns-yards	3-22	2-18
Kickoff returns-yards	1-23	0-0
Penalties-yards	6-38	6-60
Fumbles-lost	0-0	1-1
Time of possession	27:19	32:41

RUSHING

CIN.	ATT	YDS	LG	TD	DEN.	ATT	YDS	LG	TD
J.Mixon	17	58	12	0	J.Williams	15	72	14	0
S.Perine	4	30	22	0	M.Gordon	15	53	13	0
J.Burrow	5	25	8	0	T.Bridgewater	3	10	6	0
					D.Lock	1	-2	-2	0
TOTALS	26	113	22	0	TOTALS	34	133	14	0

PASSING

CIN.	ATT	CMP	YDS	TD-I	DEN.	ATT	CMP	YDS	TD-I
J.Burrow	22	15	157	1-0	T.Bridgewater	22	12	98	0-0
					D.Lock	12	6	88	1-0
TOTALS	22	15	157	1-0	TOTALS	34	18	186	1-0

RECEIVING

CIN.	NO	YDS	LG	TD	DEN.	NO	YDS	LG	TD
T.Boyd	5	96	56	1	N.Fant	5	57	28	0
C.Uzomah	3	18	8	0	J.Williams	4	9	8	0
T.Higgins	2	23	17	0	A.Okwuegbunam	3	58	24	0
S.Perine	2	13	9	0	T.Patrick	3	42	25	1
J.Chase	1	3	3	0	C.Sutton	2	12	7	0
J.Mixon	1	2	2	0	M.Gordon	1	8	8	0
D.Sample	1	2	2	0					
TOTALS	15	157	56	1	TOTALS	18	186	28	1

DEFENSE

Cincinnati (press box stats) — **ST-AT-TT:** G.Pratt 9-6-15, V.Bell 6-0-6, J.Bachie 5-1-6, J.Bates 4-1-5, D.Reader 4-1-5, B.Hill 2-3-5, M.Bailey 1-4-5, M.Hilton 4-0-4, L.Ogunjobi 1-3-4, T.Hendrickson 1-2-3, K.Kareem 2-0-2, T.Waynes 2-0-2, J.Tupou 0-2-2, E.Apple 1-0-1, T.Flowers 0-1-1, S.Hubbard 0-1-1. **SKS-YDS:** L.Ogunjobi 1.5-14, T.Hendrickson 0.5-5, M.Bailey 0.5-4, G.Pratt 0.5-4. **INT-YDS:** None. **PD:** E.Apple 2, M.Bailey 1. **FF:** K.Kareem 1. **FR-YDS:** K.Kareem 1-4.

Denver (press box stats) — **ST-AT-TT:** B.Browning 6-4-10, J.Griffith 7-1-8, J.Cooper 4-1-5, P.Surtain 3-2-5, J.Simmons 3-1-4, B.Chubb 1-3-4, M.Purcell 2-1-3, B.Callahan 2-0-2, R.Darby 2-0-2, S.Harris 2-0-2, K.Jackson 1-1-2, N.Hairston 1-0-1, S.Weatherly 1-0-1, D.Williams 1-0-1. **SKS-YDS:** J.Simmons 1.5-13, S.Harris 1-6, J.Cooper 0.5-2. **INT-YDS:** None. **PD:** B.Chubb 1, R.Darby 1. **FF:** None. **FR-YDS:** None.

WEEK 16, GAME 15**Cincinnati Bengals 41, Baltimore Ravens 21**
Sunday, Dec. 26, 2021 at Paul Brown Stadium

The Bengals scored on each of their first seven drives (five TDs, two FGs) and QB Joe Burrow passed for a team-record 525 yards (fourth-most in NFL history), as the Bengals' dominated a Ravens team without double-digit players due to injuries and COVID-19. Baltimore, which was missing its top two QBs — Lamar Jackson (ankle) and Tyler Huntley (COVID-19) — took a 7-3 lead after its first offensive drive, but Cincinnati responded with three unanswered TDs. HB Joe Mixon scored a rushing and receiving TD, giving him 16 total for the season (one shy of team record). WR Tee Higgins had 12 catches (tied for second-most in team history) for a career-high 194 yards and two TDs. Rookie WR Ja'Marr Chase (125 yards) tied the team's rookie record for 100-yard receiving games (four). DE Trey Hendrickson, who recorded Cincinnati's lone sack of the day, extended to 11 his streak of consecutive games with at least a half sack (tied for second-longest in NFL history). But Burrow was the star of the day, posting career-highs in passing TDs (four) and passer rating (143.2), while completing 80.4 percent of his passes. The Bengals' win brightened their postseason prospects and widened their narrow lead in their AFC North with just two games remaining. Cincinnati improved to 9-6, while Baltimore dropped to 8-7.

SCORE BY PERIODS	1	2	3	4	OT	PTS.
Baltimore.....	7	7	0	7	—	21
Cincinnati.....	10	21	3	7	—	41

TEAM — SCORING PLAY	QTR.-LEFT
Cin. — E. McPherson 30 field goal.....	1-11:06
Balt. — R.Bateman 4 pass from J.Johnson (J.Tucker kick).....	1-5:56
Cin. — J.Mixon 1 run (E.McPherson kick).....	1-0:27
Cin. — T.Boyd 68 pass from J.Burrow (E.McPherson kick).....	2-13:18
Cin. — J.Mixon 9 pass from J. Burrow (E.McPherson kick).....	2-7:03
Balt. — D.Freeman 2 run (J.Tucker kick).....	2-1:38
Cin. — T.Higgins 1 pass from J.Burrow (E.McPherson kick).....	2-0:21
Cin. — E.McPherson 36 field goal.....	3-0:40
Balt. — M.Andrews 18 pass from J.Johnson (J.Tucker kick).....	4-14:55
Cin. — T.Higgins 10 pass from J. Burrow (E.McPherson kick).....	4-10:05

Missed FGs: E.McPherson (50WR). **Attendance:** 63,922. **Time:** 3:02.

TEAM STATISTICS	BALT.	CIN.
First downs.....	21	33
Third down conversions-attempts.....	6-11	5-10
Total net yards.....	334	575
Net yards rushing.....	39	77
Net yards passing.....	295	498
Pass attempts-completions-interceptions.....	40-28-1	46-37-0
Sacks against-yards lost.....	1-9	3-27
Punts-average.....	3-44.3	0-0.0
Punt returns-yards.....	0-0	2-16
Kickoff returns-yards.....	4-61	3-45
Penalties-yards.....	6-27	5-45
Fumbles-lost.....	2-0	0-0
Time of possession.....	22:57	37:03

RUSHING									
BALT.	ATT	YDS	LG	TD	CIN.	ATT	YDS	LG	TD
D.Freeman	6	17	8	1	J.Mixon	18	65	19	1
L.Murray	5	12	6	0	J.Burrow	2	11	12	0
J.Johnson	5	10	7	0	C.Evans	1	1	1	0
TOTALS	16	39	8	1	TOTALS	21	77	19	1

PASSING									
BALT.	ATT	CMP	YDS	TD-I	CIN.	ATT	CMP	YDS	TD-I
J.Johnson	40	28	304	2-1	J.Burrow	46	37	525	4-0
TOTALS	40	28	304	2-1	TOTALS	46	37	525	4-0

RECEIVING									
BALT.	NO	YDS	LG	TD	CIN.	NO	YDS	LG	TD
M.Andrews	8	125	28	1	T.Higgins	12	194	52	2
J.Proche	7	76	17	0	J.Chase	7	125	22	0
M.Brown	5	44	15	0	J.Mixon	6	70	52	1
R.Bateman	4	26	11	1	C.Uzomah	5	36	16	0
D.Freeman	2	3	4	0	T.Boyd	3	85	68t	1
T.Wallace	1	18	18	0	D.Sample	2	9	5	0
L.Murray	1	12	12	0	S.Perine	2	6	3	0
TOTALS	28	304	28	2	TOTALS	37	525	68t	4

DEFENSE									
Baltimore (press box stats) — ST-AT-TT: T.Jefferson 5-4-9, P.Queen 4-5-9, K.Seymour 3-4-7, J.Bynes 4-2-6, C.Clark 4-2-6, D.Worley 5-0-5, B.Stephens 3-2-5, T.Bowser 2-2-4, T.Young 3-0-3, B.Washington 2-1-3, I.Mack 1-2-3, A.Averett 2-0-2, A.Levine 1-1-2, J.Ellis 1-0-1, R.McKenzie 1-0-1, J.Ferguson 0-1-1, R.Jackson 0-1-1, O.Oweh 0-1-1, J.Thomas 0-1-1, B.Williams 0-1-1. SKS-YDS: B.Washington 1-10, T.Jefferson 1-9, I.Mack 1-8. INT-YDS: None. PD: J.Bynes 1, T.Jefferson 1, A.Levine 1, P.Queen 1, K.Seymour 1, B.Williams 1. FF: None. FR-YDS: None.									

Cincinnati (press box stats) — **ST-AT-TT:** M.Bailey 4-4-8, C.Awuzie 2-5-7, M.Hilton 5-1-6, G.Pratt 5-1-6, J.Bates 4-1-5, E.Apple 2-3-5, V.Bell 2-3-5, B.Hill 4-0-4, T.Hendrickson 2-0-2, S.Hubbard 1-1-2, N.Spence 1-0-1, T.Waynes 1-0-1, T.Flowers 0-1-1, M.J.Thomas 0-1-1. **SKS-YDS:** T.Hendrickson 1-9. **INT-YDS:** V.Bell 1-15. **PD:** C.Awuzie 2, V.Bell 2. **FF:** S.Hubbard 1. **FR-YDS:** None.

WEEK 17, GAME 16**Cincinnati Bengals 34, Kansas City Chiefs 31**
Sunday, Jan. 2, 2022 at Paul Brown Stadium

The Bengals overcame three 14-point deficits (14-0, 21-7 and 28-14) and allowed just three second-half points to clinch the AFC North and snap the two-time defending AFC Champions' eight-game winning streak. After a Chiefs FG tied the game with 6:01 left, the Bengals drained the remaining clock with a 15-play, 74-yard drive that featured a third-and-27 conversion on a 30-yard pass from QB Joe Burrow to WR Ja'Marr Chase. The drive was capped by K.Evan McPherson's third "walk-off" FG of the year as time expired. Burrow posted 446 passing yards and four TDs. Chase had three TDs among his 11 catches, and his 266 yards were a Bengals record, the most-ever by an NFL rookie, and the most leaguewide in 2021. Chase also reached 1429 receiving yards on the season, the second-most ever by a rookie. Cincinnati improved to 10-6, while Kansas City fell to 11-5.

SCORE BY PERIODS	1	2	3	4	OT	PTS.
Kansas City.....	14	14	0	3	—	31
Cincinnati.....	7	10	7	10	—	34

TEAM — SCORING PLAY	QTR.-LEFT
K.C. — D.Robinson 29 pass from P.Mahomes (H.Butker kick).....	1-9:21
K.C. — T.Kelce 3 pass from P.Mahomes (H.Butker kick).....	1-2:50
Cin. — J.Chase 72 pass from J.Burrow (E.McPherson kick).....	1-2:01
K.C. — D.Williams 1 run (H.Butker kick).....	2-12:56
Cin. — J.Chase 18 pass from J.Burrow (E.McPherson kick).....	2-7:42
K.C. — D.Williams 1 run (H.Butker kick).....	2-2:18
Cin. — E.McPherson 46 field goal.....	2-0:41
Cin. — J.Chase 69 pass from J.Burrow (E.McPherson kick).....	3-13:30
Cin. — T.Boyd 5 pass from J.Burrow (E.McPherson kick).....	4-11:44
K.C. — H.Butker 34 field goal.....	4-6:01
Cin. — E.McPherson 20 field goal.....	4-0:00

Missed FGs: None. **Attendance:** 64,505. **Time:** 3:08.

TEAM STATISTICS	K.C.	CIN.
First downs.....	23	23
Third down conversions-attempts.....	6-11	4-10
Total net yards.....	414	475
Net yards rushing.....	155	60
Net yards passing.....	259	415
Pass attempts-completions-interceptions.....	35-26-0	40-30-0
Sacks against-yards lost.....	0-0	4-31
Punts-average.....	3-36.0	3-39.3
Punt returns-yards.....	2-32	1-3
Kickoff returns-yards.....	5-108	0-0
Penalties-yards.....	10-83	5-62
Fumbles-lost.....	0-0	0-0
Time of possession.....	30:54	29:06

RUSHING									
K.C.	ATT	YDS	LG	TD	CIN.	ATT	YDS	LG	TD
D.Williams	14	88	19	2	J.Mixon	12	46	13	0
D.Gore	3	37	23	0	J.Burrow	5	10	4	0
P.Mahomes	2	25	17	0	S.Perine	1	4	4	0
T.Hill	1	2	2	0	B.Allen	1	0	0	0
B.Bell	1	2	2	0					
M.Burton	1	2	2	0					
T.Kelce	1	-1	-1	0					
TOTALS	23	155	23	2	TOTALS	19	60	13	0

PASSING									
K.C.	ATT	CMP	YDS	TD-I	CIN.	ATT	CMP	YDS	TD-I
P.Mahomes	35	26	259	2-0	J.Burrow	39	30	446	4-0
					B.Allen	1	0	0	0-0
TOTALS	35	26	259	2-0	TOTALS	40	30	446	4-0

RECEIVING									
K.C.	NO	YDS	LG	TD	CIN.	NO	YDS	LG	TD
T.Hill	6	40	17	0	J.Chase	11	266	72t	3
T.Kelce	5	25	8	1	J.Mixon	7	40	15	0
B.Pringle	3	35	27	0	T.Boyd	4	36	17	1
B.Bell	3	35	24	0	C.Uzomah	4	32	11	0
D.Williams	3	19	11	0	T.Higgins	3	62	39	0
D.Robinson	2	33	29t	1	S.Perine	1	10	10	0
M.Hardman	1	53	53	0					
D.Gore	1	8	8	0					
N.Gray	1	6	6	0					
J.Gordon	1	5	5	0					
TOTALS	26	259	53	2	TOTALS	30	446	72t	4

DEFENSE									
Kansas City (press box stats) — ST-AT-TT: A.Hitchens 4-5-9, C.Ward 6-2-8, R.Fenton 7-0-7, T.Mathieu 4-2-6, C.Jones 4-0-4, N.Bolton 2-2-4, D.Sorensen 3-0-3, J.Thornhill 2-1-3, J.Reed 1-2-3, W.Gay 2-0-2, F.Clark 1-1-2, D.Nnadi 1-1-2, L.Sneed 1-1-2, M.Ingram 1-0-1, B.Niemann 1-0-1, T.Warnton 0-1-1. SKS-YDS: C.Jones 2-17, J.Reed 1-8, F.Clark 1-6. INT-YDS: None. PD: R.Fenton 1, L.Sneed 1, C.Ward 1. FF: None. FR-YDS: None.									

Cincinnati (press box stats) — **ST-AT-TT:** C.Awuzie 10-0-10, L.Wilson 5-3-8, V.Bell 2-3-5, M.Hilton 2-3-5, S.Hubbard 2-3-5, L.Ogunjobi 3-1-4, M.Bailey 2-2-4, J.Bates 2-2-4, B.Hill 2-2-4, E.Apple 3-0-3, T.Flowers 1-1-2, M.J.Thomas 1-0-1, D.Reader 0-1-1. **SKS-YDS:** None. **INT-YDS:** None. **PD:** E.Apple 1, J.Bates 1, V.Bell 1, T.Flowers 1, M.Hilton 1. **FF:** None. **FR-YDS:** None.

WEEK 18, GAME 17**Cleveland Browns 21, Cincinnati Bengals 16**
Sunday, Jan. 9, 2022 at FirstEnergy Stadium

Having clinched the AFC North title the previous week and with few seeding implications on the line, Cincinnati rested nearly every starter — including QB Joe Burrow — in the regular-season finale. The Browns, who had been mathematically eliminated from the playoff race, also were without their starting QB, Baker Mayfield (shoulder). Bengals rookie WR Ja'Marr Chase entered the contest needing 12 yards to break Chad Johnson's team receiving yardage record for a season, so he played five snaps, caught two passes for 26 yards, and then promptly exited for the remainder of the afternoon. Browns QB Case Keenum led Cleveland to a 14-0 lead early in the second quarter, but a 29-yard scoop-and-score by Bengals practice squad S Trayvon Henderson drew Cincinnati close at halftime. The Bengals added a FG and TD in the second half to keep the game close, but the Browns recovered an onside kick just before the two-minute warning and drained the remaining clock to hold on for the win. Cleveland ended its season 8-9, while Cincinnati finished 10-7 and secured the No. 4 seed in the AFC playoffs.

SCORE BY PERIODS	1	2	3	4	OT	PTS.
Cincinnati.....	0	7	3	6	—	16
Cleveland.....	7	7	0	7	—	21

TEAM — SCORING PLAY	QTR-LEFT
Cle. — J.Landry 26 pass from C.Keenum (C.McLaughlin kick).....	1-0:56
Cle. — D.Johnson 4 run (C.McLaughlin kick).....	2-11:22
Cin. — T.Henderson 29 fumble return (E.Fry kick).....	2-3:28
Cin. — E.Fry 36 field goal.....	3-5:01
Cle. — D.Felton 10 pass from C.Keenum (C.McLaughlin kick).....	4-7:14
Cin. — C.Evans 4 pass from B.Allen (pass failed).....	4-2:26

Missed FGs: None. **Attendance:** 67,431. **Time:** 3:00.

TEAM STATISTICS	CIN.	CLE.
First downs.....	11	24
Third down conversions-attempts.....	5-14	6-12
Total net yards.....	182	376
Net yards rushing.....	79	205
Net yards passing.....	103	171
Pass attempts-completions-interceptions.....	29-15-0	24-17-1
Sacks against-yards lost.....	4-33	1-5
Punts-average.....	7-44.4	4-37.5
Punt returns-yards.....	1-11	4-20
Kickoff returns-yards.....	2-58	2-49
Penalties-yards.....	4-32	4-46
Fumbles-lost.....	1-0	2-1
Time of possession.....	26:21	33:39

RUSHING									
CIN.	ATT	YDS	LG	TD	CLE.	ATT	YDS	LG	TD
T.Williams	9	38	10	0	D.Johnson	25	123	13	1
C.Evans	7	35	12	0	N.Chubb	9	58	35	0
S.Morgan	1	3	3	0	C.Keenum	5	15	10	0
B.Allen	1	3	3	0	D.Felton	1	6	6	0
					A.Schwartz	1	3	3	0
TOTALS	18	79	12	0	TOTALS	41	205	35	1

PASSING									
CIN.	ATT	CMP	YDS	TD-I	CLE.	ATT	CMP	YDS	TD-I
B.Allen	29	15	136	1-0	C.Keenum	24	17	176	2-1
TOTALS	29	15	136	1-0	TOTALS	24	17	176	2-1

RECEIVING									
CIN.	NO	YDS	LG	TD	CLE.	NO	YDS	LG	TD
C.Evans	4	24	12	1	J.Landry	6	75	26t	1
M.Wilcox	3	16	8	0	D.Peoples-Jones	3	38	22	0
T.Taylor	2	41	26	0	D.Felton	2	18	10t	1
J.Chase	2	26	24	0	D.Njoku	2	11	6	0
T.Irwin	1	9	9	0	A.Schwartz	1	13	13	0
S.Morgan	1	8	8	0	D.Johnson	1	10	10	0
D.Sample	1	8	8	0	H.Bryant	1	9	9	0
T.Williams	1	4	4	0	N.Chubb	1	2	2	0
TOTALS	15	136	26	1	TOTALS	17	176	26t	2

DEFENSE									
Cincinnati (press box stats) — ST-AT-TT: M.Bailey 7-4-11, C.Johnston 5-5-10, M.J.Thomas 4-4-8, T.Flowers 5-2-7, M.Daniels 5-0-5, K.Kareem 3-2-5, N.Spence 3-2-5, T.Waynes 3-1-4, T.Henderson 2-2-4, T.Shelvin 1-3-4, W.Ray 3-0-3, R.Allen 2-0-2, A.Calistro 2-0-2, M.Hilton 2-0-2, V.Hargreaves 1-1-2, K.Jones 0-1-1, R.Wren 0-1-1. SKS-YDS: W.Ray 1-5. INT-YDS: M.Hilton 1-35. PD: M.Bailey 1, M.Hilton 1, T.Waynes 1. FF: W.Ray 1. FR-YDS: T.Henderson 1-29.									

Cleveland (press box stats) — ST-AT-TT: J.Phillips 7-2-9, A.Walker 3-4-7, A.Green 3-1-4, T.Togiai 3-0-3, G.Delpit 2-1-3, G.Newsme 2-1-3, J.Elliott 1-2-3, I.Odenigbo 1-2-3, M.Stewart 1-2-3, J.Clowney 2-0-2, J.Owusu-Koramoah 1-1-2, J.Johnson 0-2-2, M.Garrett 1-0-1, M.McDowell 1-0-1, M.Wilson 1-0-1, C.Weaver 0-1-1. SKS-YDS: J.Clowney 2-20, M.Garrett 1-7, J.Phillips 1-6. INT-YDS: None. PD: J.Phillips 2, A.Green 1, M.Stewart 1, G.Williams 1. FF: J.Clowney 1. FR-YDS: None.									
--	--	--	--	--	--	--	--	--	--

2021 SEASON**AFC WILD CARD PLAYOFF****Cincinnati Bengals 26, Las Vegas Raiders 19**
Saturday afternoon, Jan. 15, 2022 at Paul Brown Stadium

In front of the largest home crowd in team history, the Bengals snapped an eight-game playoff losing streak and 31-year drought without a postseason win. The Raiders scored an opening-drive FG, but Cincinnati countered with a 75-yard TD drive and never trailed again. The Bengals lost three key defensive linemen to injuries — DT Larry Ogunjobi (foot), DE Trey Hendrickson (concussion) and DT Mike Daniels (groin) — but the defense still managed to hold the Raiders to just one TD. Las Vegas had little trouble moving the ball — QB Derek Carr passed for 310 yards and RB Josh Jacobs averaged 6.4 yards per carry — but the Raiders scored just one TD in five red-zone trips. Bengals QB Joe Burrow completed 70.4 percent of his passes, tossed two TDs and posted a 110.4 rating. Trailing by seven points late, Las Vegas staged a near comeback and drove to the Cincinnati nine-yard line with 30 seconds left. But three plays later, on fourth-and-goal from the nine, Bengals LB Germaine Pratt intercepted a pass over the middle to seal a win.

SCORE BY PERIODS	1	2	3	4	OT	PTS.
Las Vegas.....	3	10	0	6	—	19
Cincinnati.....	10	10	3	3	—	26

TEAM — SCORING PLAY	QTR-LEFT
L.V. — D.Carson 47 field goal.....	1-9:23
Cin. — C.Uzomah 7 pass from J.Burrow (E.McPherson kick).....	1-4:31
Cin. — E.McPherson 31 field goal.....	1-1:15
Cin. — E.McPherson 30 field goal.....	2-10:20
L.V. — D.Carson 28 field goal.....	2-7:55
Cin. — T.Boyd 10 pass from J.Burrow (E.McPherson kick).....	2-1:51
L.V. — Z.Jones 14 pass from D.Carr (D.Carson kick).....	2-0:13
Cin. — E.McPherson 43 field goal.....	3-10:56
L.V. — D.Carson 34 field goal.....	4-14:17
Cin. — E.McPherson 28 field goal.....	4-6:46
L.V. — D.Carson 28 field goal.....	4-3:34

Missed FGs: None. **Attendance:** 66,277. **Time:** 3:17.

TEAM STATISTICS	L.V.	CIN.
First downs.....	23	18
Third down conversions-attempts.....	8-18	5-12
Total net yards.....	385	308
Net yards rushing.....	103	83
Net yards passing.....	282	225
Pass attempts-completions-interceptions.....	54-29-1	34-24-0
Sacks against-yards lost.....	3-28	2-19
Punts-average.....	2-49.5	2-45.0
Punt returns-yards.....	1-0	2-26
Kickoff returns-yards.....	4-73	5-103
Penalties-yards.....	7-46	7-56
Fumbles-lost.....	2-1	0-0
Time of possession.....	28:09	31:51

RUSHING									
L.V.	ATT	YDS	LG	TD	CIN.	ATT	YDS	LG	TD
J.Jacobs	13	83	35	0	J.Mixon	17	48	10	0
D.Carr	1	20	20	0	J.Chase	3	23	15	0
					C.Evans	1	9	9	0
					T.Boyd	1	3	3	0
					S.Perine	1	2	2	0
					J.Burrow	2	-2	-1	0
TOTALS	14	103	35	0	TOTALS	25	83	15	0

PASSING									
L.V.	ATT	CMP	YDS	TD-I	CIN.	ATT	CMP	YDS	TD-I
D.Carr	54	29	310	1-1	J.Burrow	34	24	244	2-0
TOTALS	54	29	310	1-1	TOTALS	34	24	244	2-0

RECEIVING									
L.V.	NO	YDS	LG	TD	CIN.	NO	YDS	LG	TD
H.Renfrow	8	58	16	0	J.Chase	9	116	28	0
D.Waller	7	76	23	0	C.Uzomah	6	64	29	1
Z.Jones	5	61	17	1	J.Mixon	4	28	21	0
J.Jacobs	4	44	15	0	T.Boyd	4	26	10t	1
B.Edwards	3	41	19	0	T.Higgins	1	10	10	0
D.Jackson	1	26	26	0					
J.Richard	1	4	4	0					
TOTALS	29	310	26	1	TOTALS	24	244	29	2

DEFENSE									
Las Vegas (press box stats) — ST-AT-TT: D.Perryman 6-3-9, D.Deablo 3-5-8, M.Crosby 3-3-6, D.Trufant 3-3-6, R.Teamer 3-2-5, N.Hobbs 2-3-5, C.Littleton 2-2-4, D.Square 2-1-3, J.Hankins 1-2-3, Q.Jefferson 1-2-3, C.Nassib 0-3-3, B.Facyson 2-0-2, D.Leavitt 1-1-2, C.Hayward 1-0-1, T.Moehegri 1-0-1, S.Thomas 1-0-1, Y.Ngakoue 0-1-1, K.Wright 0-1-1. SKS-YDS: M.Crosby 1-11, Q.Jefferson 1-8. INT-YDS: None. PD: C.Hayward 1, N.Hobbs 1. FF: None. FR-YDS: None.									

Cincinnati (press box stats) — ST-AT-TT: L.Wilson 9-3-12, G.Pratt 6-3-9, E.Apple 4-2-6, C.Awuzie 3-3-6, J.Bates 2-4-6, V.Bell 4-0-4, T.Flowers 3-1-4, M.Hilton 2-2-4, S.Hubbard 2-1-3, B.Hill 1-1-2, D.Reader 0-2-2, M.Bailey 1-0-1, T.Hendrickson 1-0-1. SKS-YDS: T.Hendrickson 1-14, B.Hill 1-7, S.Hubbard 1-7. INT-YDS: G.Pratt 1-2. PD: J.Bates 3, M.Hilton 2, E.Apple 1, S.Hubbard 1, G.Pratt 1, L.Wilson 1. FF: T.Hendrickson 1. FR-YDS: L.Ogunjobi 1-11.									
--	--	--	--	--	--	--	--	--	--

2021 SEASON

AFC DIVISIONAL PLAYOFF

Cincinnati Bengals 19, Tennessee Titans 16
Saturday afternoon, Jan. 22, 2022 at Nissan Stadium

Rookie K Evan McPherson booted a 52-yard FG as time expired to give Cincinnati its first-ever road playoff win and send the No. 4 seed Bengals to their first AFC Championship game in 33 years. The game began with an INT by S Jessie Bates on the first play from scrimmage — it was the first of three INTs thrown by Titans QB Ryan Tannehill. Cincinnati reached the end zone just once, but McPherson made all five of his placekicks (four FGs, one PAT) — including two 50-plus yard FGs — in below-freezing temperatures. The Bengals' offensive line struggled in pass protection, as Burrow was sacked nine times — the most takedowns of a winning QB in NFL postseason history. Titans star RB Derrick Henry, who was playing in his first game since Halloween (foot injury), averaged just 3.1 yards on 20 carries, and the Titans converted just one third down on the afternoon. With the game tied at 16 at the two-minute warning, Tennessee began a drive for a potential game-winning FG. But CB Eli Apple batted a Tannehill pass, and LB Logan Wilson intercepted it with 20 seconds remaining. Burrow quickly hit WR Ja'Marr Chase on a 19-yard pass to set up McPherson's game-winner.

SCORE BY PERIODS	1	2	3	4	OT	PTS.
Cincinnati.....	6	3	7	3	—	19
Tennessee.....	0	6	10	0	—	16

TEAM — SCORING PLAY	QTR-LEFT
Cin. — E.McPherson 38 field goal.....	1-12:03
Cin. — E.McPherson 45 field goal.....	1-2:11
Tenn. — D.Henry 3 run (run failed).....	2-6:07
Cin. — E.McPherson 54 field goal.....	2-1:35
Cin. — J.Mixon 16 run (E.McPherson kick).....	3-9:34
Tenn. — R.Bullock 34 field goal.....	3-1:36
Tenn. — A.Brown 33 pass from R.Tannehill (R.Bullock kick).....	3-0:15
Cin. — E.McPherson 52 field goal.....	4-0:00

Missed FGs: None. **Attendance:** 69,242. **Time:** 2:59.

TEAM STATISTICS	CIN.	TENN.
First downs.....	17	16
Third down conversions-attempts.....	7-15	1-8
Total net yards.....	345	353
Net yards rushing.....	65	140
Net yards passing.....	280	213
Pass attempts-completions-interceptions.....	37-28-1	24-15-3
Sacks against-yards lost.....	9-68	1-7
Punts-average.....	5-40.6	4-41.5
Punt returns-yards.....	0-0	3-5
Kickoff returns-yards.....	3-82	1-26
Penalties-yards.....	6-46	2-15
Fumbles-lost.....	0-0	0-0
Time of possession.....	33:25	26:35

RUSHING

CIN.	ATT	YDS	LG	TD	TENN.	ATT	YDS	LG	TD
J.Mixon	14	54	16t	1	D.Foreman	4	66	45	0
J.Burrow	2	5	7	0	D.Henry	20	62	9	1
C.Evans	1	4	4	0	R.Tannehill	3	12	8	0
J.Chase	1	2	2	0					
TOTALS	18	65	16t	1	TOTALS	27	140	45	1

PASSING

CIN.	ATT	CMP	YDS	TD-I	TENN.	ATT	CMP	YDS	TD-I
J.Burrow	37	28	348	0-1	R.Tannehill	24	15	220	1-3
TOTALS	37	28	348	0-1	TOTALS	24	15	220	1-3

RECEIVING

CIN.	NO	YDS	LG	TD	TENN.	NO	YDS	LG	TD
T.Higgins	7	96	22	0	J.Jones	6	62	16	0
C.Uzomah	7	71	32	0	A.Brown	5	142	41	1
J.Mixon	6	51	21	0	D.Hilliard	3	13	5	0
J.Chase	5	109	57	0	C.Rogers	1	3	3	0
T.Boyd	2	17	10	0					
S.Perine	1	4	4	0					
TOTALS	28	348	57	0	TOTALS	15	220	41	1

DEFENSE

Cincinnati (press box stats) — **ST-AT-TT:** L.Wilson 6-2-8, V.Bell 5-1-6, D.Reader 5-1-6, C.Awuzie 3-2-5, J.Bates 4-0-4, G.Pratt 4-0-4, B.Hill 3-0-3, E.Apple 2-1-3, S.Hubbard 2-1-3, M.Hilton 1-1-2, M.Bailey 0-2-2, T.Flowers 1-0-1, Z.Kerr 1-0-1, C.Sample 1-0-1, T.Hendrickson 0-1-1. **SKS-YDS.:** V.Bell 1-7. **INT-YDS.:** M.Hilton 1-19, J.Bates 1-0, L.Wilson 1-0. **PD:** E.Apple 1, J.Bates 1, T.Flowers 1, M.Hilton 1, L.Wilson 1. **FF:** None. **FR-YDS.:** None.

Tennessee (press box stats) — **ST-AT-TT:** Z.Cunningham 8-2-10, J.Simmons 7-1-8, D.Long 6-2-8, A.Hooker 4-3-7, K.Fulton 4-2-6, H.Landry 3-3-6, D.Cruikshank 3-1-4, K.Byard 3-0-3, D.Autry 1-2-3, B.Dupree 2-0-2, J.Brown 1-1-2, J.Jenkins 1-1-2, N.Jones 0-2-2, E.Molden 0-2-2, K.Peko 0-2-2, C.Jackson 1-0-1, B.Skrine 1-0-1. **SKS-YDS.:** J.Simmons 3-28, H.Landry 1.5-11.5, D.Autry 1.5-7.5, B.Dupree 1-16, D.Long 1-0, K.Peko 0.5-3.5, N.Jones 0.5-1.5. **INT-YDS.:** A.Hooker 1-15. **PD:** A.Hooker 2, D.Autry 1, J.Jenkins 1. **FF:** None. **FR-YDS.:** None.

2021 SEASON

AFC CHAMPIONSHIP

Cincinnati Bengals 27, Kansas City Chiefs 24 (OT)
Sunday, Jan. 30, 2022 at Arrowhead Stadium

The Bengals earned their third AFC Championship and a berth in Super Bowl LVI after staging a dramatic comeback road win over the two-time defending AFC Champion Chiefs. Kansas City started fast and raced to a 21-3 lead midway through the second quarter, after putting together TD drives of 84, 75 and 72 yards on their first three possessions. But Cincinnati answered when HB Samaje Perine took a screen pass 41 yards for a score to cut the lead to 21-10. With five seconds remaining before halftime, Kansas City had the ball on Cincinnati's one-yard line but opted to try for a TD instead of a FG. The play was stopped for a loss by Bengals CB Eli Apple, and time expired as Cincinnati escaped to the locker room down only 11 points. Cincinnati's offense came to life after the break and pulled ahead midway through the fourth quarter, while the defense adjusted and held Kansas City's high-powered offense to just three second-half points, which came on a game-tying FG at the end of regulation. Kansas City got the ball first in OT, but Bengals S Vonn Bell intercepted a deep pass from Chiefs All-Pro QB Patrick Mahomes. Bengals QB Joe Burrow then led Cincinnati to three first downs, and got into range for 22-year old rookie K Evan McPherson's second game-winning, walk-off FG in as many weeks.

SCORE BY PERIODS	1	2	3	4	OT	PTS.
Cincinnati.....	3	7	11	3	3	27
Kansas City.....	7	14	0	3	0	24

TEAM — SCORING PLAY	QTR-LEFT
K.C. — T.Hill 10 pass from P.Mahomes (H.Butker kick).....	1-7:17
Cin. — E.McPherson 32 field goal.....	1-0:36
K.C. — T.Kelce 5 pass from P.Mahomes (H.Butker kick).....	2-12:14
K.C. — M.Hardman 3 pass from P.Mahomes (H.Butker kick).....	2-5:04
Cin. — S.Perine 41 pass from J.Burrow (E.McPherson kick).....	2-1:05
Cin. — E.McPherson 31 field goal.....	3-2:58
Cin. — J.Chase 2 pass from J.Burrow (J.Burrow-T.Taylor pass).....	3-0:14
Cin. — E.McPherson 52 field goal.....	4-6:04
K.C. — H.Butker 44 field goal.....	4-0:00
Cin. — E.McPherson 31 field goal.....	5-9:22

Missed FGs: None. **Attendance:** 73,377. **Time:** 3:14.

TEAM STATISTICS	CIN.	K.C.
First downs.....	21	24
Third down conversions-attempts.....	8-14	6-12
Total net yards.....	359	375
Net yards rushing.....	116	139
Net yards passing.....	243	236
Pass attempts-completions-interceptions.....	38-23-1	39-26-2
Sacks against-yards lost.....	1-7	4-39
Punts-average.....	3-40.3	4-52.3
Punt returns-yards.....	2-22	0-0
Kickoff returns-yards.....	1-26	2-38
Penalties-yards.....	4-30	2-11
Fumbles-lost.....	0-0	2-0
Time of possession.....	35:56	29:42

RUSHING

CIN.	ATT	YDS	LG	TD	K.C.	ATT	YDS	LG	TD
J.Mixon	21	88	23	0	J.McKinnon	12	65	14	0
J.Burrow	5	25	11	0	C.Edwards-Helaire	6	36	14	0
J.Chase	1	3	3	0	P.Mahomes	3	19	11	0
					M.Hardman	2	18	9	0
					M.Burton	1	1	1	0
TOTALS	27	116	23	0	TOTALS	24	139	14	0

PASSING

CIN.	ATT	CMP	YDS	TD-I	K.C.	ATT	CMP	YDS	TD-I
J.Burrow	38	23	250	2-1	P.Mahomes	39	26	275	3-2
TOTALS	38	23	250	2-1	TOTALS	39	26	275	3-2

RECEIVING

CIN.	NO	YDS	LG	TD	K.C.	NO	YDS	LG	TD
T.Higgins	6	103	44	0	T.Kelce	10	95	19	1
J.Chase	6	54	22	1	T.Hill	7	78	33	1
T.Boyd	4	19	9	0	M.Hardman	3	52	44	1
S.Perine	3	43	41t	1	J.McKinnon	3	30	14	0
J.Mixon	3	27	18	0	B.Pringle	2	16	10	0
D.Sample	1	4	4	0	C.Edwards-Helaire	1	4	4	0
TOTALS	23	250	44	2	TOTALS	26	275	44	3

DEFENSE

Cincinnati (press box stats) — **ST-AT-TT:** L.Wilson 3-7-10, C.Awuzie 5-3-8, G.Pratt 5-3-8, S.Hubbard 4-4-8, E.Apple 6-1-7, V.Bell 3-3-6, B.Hill 1-4-5, T.Hendrickson 3-1-4, J.Bates 2-2-4, M.Hilton 2-1-3, D.Reader 1-2-3, T.Flowers 1-0-1, K.Kareem 1-0-1. **SKS-YDS.:** S.Hubbard 2-22, T.Hendrickson 1.5-12.5, B.Hill 0.5-4.5. **INT-YDS.:** V.Bell 1-5, B.Hill 1-3. **PD:** J.Bates 1, V.Bell 1, T.Flowers 1, B.Hill 1, M.Hilton 1. **FF:** S.Hubbard 1. **FR-YDS.:** None.

Kansas City (press box stats) — **ST-AT-TT:** L.Sneed 8-2-10, A.Hitchens 2-4-6, J.Thornhill 2-4-6, T.Mathieu 5-0-5, C.Ward 4-1-5, W.Gay 3-2-5, R.Fenton 2-3-5, J.Reed 2-3-5, N.Bolton 2-1-3, C.Jones 2-1-3, M.Danna 2-0-2, A.Okafor 0-2-2, M.Ingram 1-0-1, B.Niemann 1-0-1, F.Clark 0-1-1, D.Nnadi 0-1-1, D.Sorensen 0-1-1. **SKS-YDS.:** M.Ingram 1-7. **INT-YDS.:** L.Sneed 1-0. **PD:** W.Gay 2, R.Fenton 1, A.Hitchens 1, M.Ingram 1, L.Sneed 1, C.Ward 1. **FF:** None. **FR-YDS.:** None.

2021 SEASON**SUPER BOWL LVI****L.A. Rams 23, Cincinnati Bengals 20****Sunday night, Feb. 13, 2022 at SoFi Stadium (Inglewood, Calif.)**

Playing in their first Super Bowl in 33 years, the four-point underdog Bengals were technically the home team even though the game was held at the "visiting" Rams' home stadium. Cincinnati's first offensive possession stalled at midfield after a failed fourth-and-one conversion, and the Rams took advantage with a 50-yard TD drive to strike first. Los Angeles stretched its lead to 13-3 early in the second quarter, but the Bengals closed to within 13-10 with a trick-play TD pass from HB Joe Mixon to WR Tee Higgins. Then, on the first play of the second half, Higgins caught a 75-yard TD pass from QB Joe Burrow to give Cincinnati its first lead. On the first play of the ensuing possession, an INT by Bengals CB Chidobe Awuzie set up Cincinnati at the Rams' 31-yard line, but the Bengals turned it into only a FG. Behind a strong pass rush, Los Angeles then held Cincinnati scoreless on its final five possessions. After a TD by WR Cooper Kupp gave Los Angeles a three-point lead with 1:25 remaining, Cincinnati's attempt to tie or win ended on fourth-and-one at midfield when Burrow threw an incomplete pass while being tackled.

SCORE BY PERIODS	1	2	3	4	OT	PTS.
L.A. Rams.....	7	6	3	7	—	23
Cincinnati.....	3	7	10	0	—	20

TEAM — SCORING PLAY	QTR.-LEFT
LARams — O.Beckham 17 pass from M.Stafford (M.Gay kick)	1-6:22
Cin. — E.McPherson 29 field goal	1-0:28
LARams — C.Kupp 11 pass from M.Stafford (pass failed)	2-12:51
Cin. — T.Higgins 6 pass from J.Mixon (E.McPherson kick)	2-5:47
Cin. — T.Higgins 75 pass from J.Burrow (E.McPherson kick)	3-14:48
Cin. — E.McPherson 38 field goal	3-10:15
LARams — M.Gay 41 field goal	3-5:58
LARams — C.Kupp 1 pass from M.Stafford (M.Gay kick)	4-1:25

Missed FGs: None. **Attendance:** 70,048. **Time:** 3:26.

TEAM STATISTICS	LARams	CIN.
First downs	18	15
Third down conversions-attempts	6-15	3-14
Total net yards	313	305
Net yards rushing	43	79
Net yards passing	270	226
Pass attempts-completions-interceptions	41-26-2	34-23-0
Sacks against-yards lost	2-13	7-43
Punts-average	6-43.5	6-43.3
Punt returns-yards	4-25	2-28
Kickoff returns-yards	1-17	0-0
Penalties-yards	2-10	4-31
Fumbles-lost	0-0	0-0
Time of possession	30:47	29:13

RUSHING

LARams	ATT	YDS	LG	TD	CIN.	ATT	YDS	LG	TD
C.Akers	13	21	8	0	J.Mixon	15	72	14	0
D.Henderson	4	7	5	0	J.Chase	1	4	4	0
C.Kupp	1	7	7	0	J.Burrow	2	3	4	0
M.Stafford	3	6	7	0	S.Perine	2	0	0	0
S.Michel	2	2	3	0					
TOTALS	23	43	8	0	TOTALS	20	79	14	0

PASSING

LARams	ATT	CMP	YDS	TD-I	CIN.	ATT	CMP	YDS	TD-I
M.Stafford	40	26	283	3-2	J.Burrow	33	22	263	1-0
C.Kupp	1	0	0	0-0	J.Mixon	1	1	6	1-0
TOTALS	41	26	283	3-2	TOTALS	34	23	269	2-0

RECEIVING

LARams	NO	YDS	LG	TD	CIN.	NO	YDS	LG	TD
C.Kupp	8	92	22	2	J.Chase	5	89	46	0
B.Hopkins	4	47	16	0	T.Boyd	5	48	16	0
V.Jefferson	4	23	13	0	J.Mixon	5	1	4	0
D.Henderson	3	43	25	0	T.Higgins	4	100	75t	2
C.Akers	3	14	7	0	C.Uzomah	2	11	6	0
O.Beckham	2	52	35	1	M.D.Thomas	1	17	17	0
B.Skowronek	2	12	7	0	C.Evans	1	3	3	0
TOTALS	26	283	35	3	TOTALS	23	269	75t	2

DEFENSE

L.A. Rams (press box stats) — **ST-AT-TT:** D.Williams 3-5-8, E.Jones 6-1-7, T.Rapp 4-3-7, A.Robinson 5-1-6, L.Floyd 4-1-5, E.Weddle 4-1-5, A.Donald 3-1-4, D.Long 3-1-4, J.Ramsey 3-1-4, G.Gaines 0-3-3, V.Miller 2-0-2, N.Scott 2-0-2, T.Reeder 1-1-2, J.Hollins 1-0-1, O.Okoronkwo 1-0-1. **SKS.-YDS.:** V.Miller 2-16, A.Donald 2-10, L.Floyd 1-8, E.Jones 1-7, A.Robinson 1-2. **INT.-YDS.:** None. **PD:** E.Jones 1, V.Miller 1, J.Ramsey 1, D.Williams 1. **FF:** None. **FR-YDS.:** None.

Cincinnati (press box stats) — **ST-AT-TT:** L.Wilson 8-1-9, S.Hubbard 5-3-8, G.Praet 5-3-8, V.Bell 5-2-7, J.Bates 3-3-6, C.Awuzie 5-0-5, E.Apple 3-2-5, M.Hilton 3-1-4, B.Hill 1-2-3, T.Hendrickson 1-1-2, K.Kareem 1-1-2, T.Flowers 1-0-1, D.Reader 1-0-1. **SKS.-YDS.:** T.Hendrickson 1-7, D.Reader 1-6. **INT.-YDS.:** C.Awuzie 1-1, J.Bates 1-0. **PD:** E.Apple 1, C.Awuzie 1, J.Bates 1, L.Wilson 1. **FF:** None. **FR-YDS.:** None.

2021 PRESEASON STATISTICS

RECORD: 1-2

DATE	W-L	SCORE	OPPONENT	ATTENDANCE
8-14-21	W	19-14	at Tampa Bay	64,866
8-20-21	L	13-17	at Washington	38,817
8-29-21	L	26-29	MIAMI	34,667

TEAM STATISTICS

	BENGALS	OPPONENTS
TOTAL FIRST DOWNS	54	61
Rushing	16	19
Passing	29	38
Penalty	9	4
3rd Down: Made-Att	18-42	18-40
3rd Down Pct.	42.9	45.0
4th Down: Made-Att	1-3	1-4
4th Down Pct.	33.3	25.0
POSSESSION AVG.	30:18	29:42
TOTAL NET YARDS	930	882
Avg. Per Game	310.0	294.0
Total Plays	182	190
Avg. Per Play	5.1	4.6
NET YARDS RUSHING	347	239
Avg. Per Game	115.7	79.7
Total Rushes	88	79
NET YARDS PASSING	583	643
Avg. Per Game	194.3	214.3
Sacked-Yards Lost	1-4	9-54
Gross Yards	587	697
Att.-Completions	93-57	102-59
Completion Pct.	61.3	57.8
Had Intercepted	2	3
PUNTS-AVG.	11-47.4	12-42.3
Net Punting Avg.	11-43.6	12-39.9
PENALTIES-YARDS	27-195	16-126
FUMBLES-BALLS LOST	6-3	3-2
TOUCHDOWNS	5	7
Rushing	3	4
Passing	2	2
Returns	0	1

SCORE BY PERIODS

	1	2	3	4	OT	PTS
BENGALS	3	20	23	12	0	58
OPPONENTS	16	10	3	31	0	60

SCORING

	TD	TD-R	TD-P	TD-Rt	K-PAT	FG	S	PTS
Evan McPherson	0	0	0	0	1-1	5-5	0	16
Chris Evans	2	1	1	0	—	—	0	12
Austin Seibert	0	0	0	0	3-3	3-3	0	12
Brandon Allen	1	1	0	0	—	—	0	6
Jacques Patrick	1	1	0	0	—	—	0	6
Scotty Washington	1	0	1	0	—	—	0	6
BENGALS	5	3	2	0	4-4	8-8	0	58
OPPONENTS	7	4	2	1	3-3	3-3	0	60

Two-point conversions: (None). BENGALS 0-1 (0-0 R, 0-1 P), OPPONENTS 3-4 (0-1 R, 3-3 P).

Sacks-yards: Darius Hodge 2.5-16.5, Cam Sample 2-12, Khalid Kareem 1-10, Joseph Ossai 1-8, Sam Hubbard 1-4, Amani Bledsoe 0.5-2.5, (team) 1-1. BENGALS 9-54, OPPONENTS 1-4.

Fumbles-lost: Kyle Shurmur 3-1, Samaje Perine 1-1, Mike Thomas 1-1, Thaddeus Moss 1-0. BENGALS 6-3, OPPONENTS 3-2.

RUSHING	ATT	YDS	AVG	LG	TD
Jacques Patrick	31	156	5.0	24	1
Chris Evans	24	68	2.8	15	1
Trayveon Williams	9	44	4.9	15	0
Brandon Allen	3	20	6.7	13	1
Eric Dungey	2	12	6.0	11	0
Joe Mixon	4	12	3.0	5	0
Samaje Perine	6	11	1.8	5	0
Kyle Shurmur	5	9	1.8	6	0
Pooka Williams Jr.	1	8	8.0	8	0
Trent Taylor	1	4	4.0	4	0
Tyler Boyd	1	2	2.0	2	0
Scotty Washington	1	1	1.0	1	0
BENGALS	88	347	3.9	24	3
OPPONENTS	79	239	3.0	14	4

RECEIVING	REC	YDS	AVG	LG	TD
Thaddeus Moss	8	64	8.0	18	0
Trenton Irwin	7	98	14.0	23	0
Mike Thomas	7	86	12.3	32	0
Chris Evans	5	62	12.4	29t	1
Stanley Morgan	5	42	8.4	13	0
Trent Taylor	4	62	15.5	45	0
Auden Tate	4	36	9.0	20	0
Jacques Patrick	3	23	7.7	12	0
Scotty Washington	3	22	7.3	9t	1
Mitchell Wilcox	3	21	7.0	21	0
Tee Higgins	2	22	11.0	11	0
Trayveon Williams	2	3	1.5	4	0
Ja'Marr Chase	1	16	16.0	16	0
Tyler Boyd	1	15	15.0	15	0
Joe Mixon	1	8	8.0	8	0
Mason Schreck	1	7	7.0	7	0
BENGALS	57	587	10.3	45	2
OPPONENTS	59	697	11.8	44t	2

INTERCEPTIONS	NO	YDS	AVG	LG	TD
Trayvon Henderson	2	32	16.0	25	0
Kavon Frazier	1	14	14.0	14	0
BENGALS	3	46	15.3	25	0
OPPONENTS	2	20	10.0	16t	1

PUNTING	NO	YDS	AVG	NET	TB	IN-20	LG	BLK.
Kevin Huber	11	521	47.4	43.6	1	3	58	0
BENGALS	11	521	47.4	43.6	1	3	58	0
OPPONENTS	12	508	42.3	39.9	0	5	54	0

PUNT RETURNS	NO	FC	YDS	AVG	LG	TD
Darius Phillips	2	2	8	4.0	6	0
Trent Taylor	2	3	8	4.0	9	0
Trenton Irwin	1	1	13	13.0	13	0
BENGALS	5	6	29	5.8	13	0
OPPONENTS	3	4	21	7.0	8	0

KICKOFF RETURNS	NO	YDS	AVG	LG	TD
Darius Phillips	2	76	38.0	40	0
Trent Taylor	2	38	19.0	23	0
Pooka Williams Jr.	1	19	19.0	19	0
Trayveon Williams	1	23	23.0	23	0
Brandon Wilson	1	21	21.0	21	0
BENGALS	7	177	25.3	40	0
OPPONENTS	10	214	21.4	37	0

FIELD GOALS	1-19	20-29	30-39	40-49	50+
Evan McPherson	0-0	0-0	2-2	1-1	2-2
Austin Seibert	0-0	1-1	2-2	0-0	0-0
BENGALS	0-0	1-1	4-4	1-1	2-2
OPPONENTS	0-0	0-0	3-3	0-0	0-0

Evan McPherson: (40G, 31G), (37G, 50G), (57G).

Austin Seibert: (24G, 38G), (—), (36G).

Bengals: (40G, 24G, 31G, 38G), (37G, 50G), (36G, 57G).

Opponents: (0-0), (34G, 31G, 31G), (—).

DEFENSE*	ST	AT	TT	SKS-YDS	INT-YDS	PD	FF	FR-YDS
Keandre Jones	12	4	16	0-0	0-0	1	0	0-0
Trayvon Henderson	9	3	12	0-0	2-32	3	0	0-0
Brandon Wilson	7	4	11	0-0	0-0	0	0	0-0
Darius Phillips	7	3	10	0-0	0-0	2	0	0-0
Akeem Davis-Gaither	4	5	9	0-0	0-0	0	0	0-0
Joe Bachie	3	6	9	0-0	0-0	2	0	0-0
Markus Bailey	5	3	8	0-0	0-0	0	0	0-0
Jalen Davis	6	1	7	0-0	0-0	2	0	0-0
Jordan Evans	4	3	7	0-0	0-0	0	0	0-0
Tyler Shelvin	4	3	7	0-0	0-0	0	0	0-0
Amani Bledsoe	4	2	6	0.5-2.5	0-0	0	0	0-0
Darius Hodge	4	2	6	2.5-16.5	0-0	0	0	0-0
Cameron Sample	4	2	6	2-12	0-0	0	0	0-0
Freedom Akinmoladun	3	2	5	0-0	0-0	0	0	0-0
Renell Wren	3	2	5	0-0	0-0	0	0	0-0
Reginald McKenzie	2	3	5	0-0	0-0	0	0	0-0
Winston Rose	3	1	4	0-0	0-0	3	0	0-0
Mike Daniels	1	3	4	0-0	0-0	0	0	0-0
Logan Wilson	0	4	4	0-0	0-0	0	1	0-0
Antonio Phillips	3	0	3	0-0	0-0	0	0	0-0
Tony Brown	2	1	3	0-0	0-0	0	0	0-0
Kavon Frazier	2	1	3	0-0	1-14	1	0	0-0
Joseph Ossai	2	1	3	1-8	0-0	0	0	0-0
Ricardo Allen	2	0	2	0-0	0-0	0	0	0-0
Jessie Bates	2	0	2	0-0	0-0	0	0	0-0
Vonn Bell	1	1	2	0-0	0-0	0	0	0-0
Sam Hubbard	1	1	2	1-4	0-0	0	0	0-0
Khalid Kareem	1	1	2	1-10	0-0	1	0	0-0
Germaine Pratt	1	1	2	0-0	0-0	0	0	0-0
D.J. Reader	1	1	2	0-0	0-0	0	0	0-0
Trey Hendrickson	1	0	1	0-0	0-0	0	0	0-0
Josh Tupou	1	0	1	0-0	0-0	0	0	0-0
Trae Wayne	1	0	1	0-0	0-0	0	0	0-0
Mike Hillon	0	0	0	0-0	0-0	0	0	1-1
(team)	—	—	—	1-1	—	—	—	—

SPECIAL TEAMS*

	ST	AT	TT	FF	FR-YDS	BP	BFG	BXP
Winston Rose	3	0	3	0	0-0	0	0	0
Chris Evans	2	0	2	0	0-0	0	0	0
Mason Schreck	2	0	2	0	0-0	0	0	0
Kavon Frazier	1	1	2	0	0-0	0	0	0
Samaje Perine	1	1	2	0	0-0	0	0	0
Jordan Evans	1	0	1	0	0-0	0	0	0
Akeem Davis-Gaither	0	1	1	0	0-0	0	0	0
Trenton Irwin	0	1	1	0	0-0	0	0	0
Germaine Pratt	0	1	1	0	0-0	0	0	0
Brandon Wilson	0	1	1	0	0-0	0	0	0

PASSING	ATT	CMP	YDS	CMP%	YDS/ATT	TD	TD%	INT	INT%	LG	SKD-YDS	RAT
Kyle Shurmur	50	34	337	68.0	6.74	1	2.0	1	2.0	45	1-4	85.2
Brandon Allen	36	20	236	55.6	6.56	1	2.8	1	2.8	29t	0-0	73.4
Eric Dungey	6	3	14	50.0	2.33	0	0.0	0	0.0	6	0-0	56.3
Joe Burrow	1	0	0	0.0	0.00	0	0.0	0	0.0	—	0-0	39.6
BENGALS	93	57	587	61.3	6.31	2	2.2	2	2.2	45	1-4	77.7
OPPONENTS	102	59	697	57.8	6.83	2	2.0	3	2.9	44t	9-54	73.0

* NOTE: All defensive statistics above are press box statistics produced at the games.

2021 PRESEASON PARTICIPATION CHART

LEGEND

(NOTE: Position designation indicates start.)

P — played as a substitute
DNP — did not play


RI — reserve/injured list
RPUP — reserve/physically unable to perform list
RNFI — reserve/non-football injury list

NWT — not with team
REX — roster exemption
— unsigned

NAME	Cin. G-S	1 @T.B.	2 @Wash. MIA	3
Adeniji, Hakeem	0-0	DNP	DNP	DNP
Akinmoladun, Freedom	2-0	P	P	NWT
Allen, Brandon	3-2	QB	QB	P
Allen, Ricardo	1-1	DNP	DNP	S
Apple, Eli	0-0	DNP	DNP	DNP
Awuzie, Chidobe	2-2	CB	CB	DNP
Bachie, Joe	3-0	P	P	P
Bailey, Markus	3-1	P	P	LB
Bates, Jessie, III	2-2	S	S	DNP
Bell, Vonn	2-2	S	S	DNP
Bledsoe, Amani	3-0	P	P	P
Boyd, Tyler	3-3	WR	WR	WR
Brown, Tony	3-1	P	P	CB
Burrow, Joe	1-1	DNP	DNP	QB
Carman, Jackson	3-0	P	P	P
Chase, Ja'Marr	3-3	WR	WR	WR
Chrisman, Drue	0-0	DNP	DNP	DNP
Daniels, Mike	2-1	2ndDT	P	DNP
Davis, Jalen	3-1	P	P	NCB
Davis-Gaither, Akeem	3-1	P	P	LB
Dungey, Eric	1-0	DNP	P	NWT
Evans, Chris	3-0	P	P	P
Evans, Jordan	3-0	P	P	P
Frazier, Kavon	2-0	P	P	NWT
Gaillard, Lamont	2-0	P	P	NWT
Harris, Clark	3-0	P	P	P
Henderson, Trayvon	3-0	P	P	P
Hendrickson, Trey	2-2	RDE	RDE	DNP
Higgins, Tee	2-2	WR	WR	DNP
Hill, Trey	3-0	P	P	P
Hilton, Mike	2-1	P	NCB	DNP
Hodge, Darius	3-0	P	P	P
Hopkins, Trey	1-1	DNP	DNP	C
Horn, Reece	1-0	P	NWT	NWT
Hubbard, Sam	2-2	LDE	LDE	DNP
Huber, Kevin	3-0	P	P	P
Hubert, Wyatt	0-0	DNP	DNP	DNP
Irwin, Trenton	3-0	P	P	P
Johnson, Fred	2-0	DNP	P	P
Jones, Keandre	3-0	P	P	P
Jordan, Michael	3-1	RG	P	P
Kareem, Khalid	1-1	DNP	DNP	RDE
Lees, Riley	1-0	P	NWT	NWT
Lewis, Donnie, Jr.	0-0	DNP	DNP	RI
McKenzie, Kahlil	3-0	P	P	P
McPherson, Evan	3-0	P	P	P
Mixon, Joe	3-3	HB	HB	HB
Morgan, Stanley	3-0	P	P	P
Moss, Thaddeus	3-0	P	P	P
O'Grady, Cheyenne	1-0	DNP	P	NWT
Ogunjobi, Larry	1-1	DNP	DT	DNP
Ossai, Joseph	1-0	P	DNP	DNP
Patrick, Jacques	3-0	P	P	P
Perine, Samaje	3-0	P	P	P
Phillips, Antonio	2-0	P	DNP	P
Phillips, Darius	3-1	P	P	CB
Pratt, Germaine	2-2	LB	LB	DNP
Price, Billy	3-2	C	C	P
Prince, Isaiah	3-0	P	P	P
Reader, D.J.	2-2	NT	NT	DNP
Reiff, Riley	3-3	ROT	ROT	ROT
Rose, Winston	3-0	P	P	P
Sample, Cam	3-1	P	P	LDE
Sample, Drew	3-0	P	P	P
Schreck, Mason	3-0	P	P	P
Seibert, Austin	3-0	P	P	P
Shelvin, Tyler	3-0	P	P	P
Shurmur, Kyle	3-0	P	P	P
Smith, D'Ante	2-0	P	DNP	P
Spain, Quinton	3-3	LG	LG	LG
Spence, Noah	1-0	NWT	NWT	P
Su'a-Filo, Xavier	3-2	P	RG	RG
Sutherland, Keaton	3-0	P	P	P
Tate, Auden	3-0	P	P	P
Taylor, Trent	3-0	P	P	P
Thomas, Mike	3-1	P	P	WR
Tupou, Josh	3-2	DT	P	NT
Uzomah, C.J.	3-3	TE	TE	TE
Vogel, Gunnar	3-0	P	P	P
Washington, Scotty	3-0	P	P	P
Waynes, Trae	2-2	CB	CB	DNP
Wells, Pro	0-0	DNP	NWT	NWT
Wilcox, Mitchell	2-0	P	DNP	P
Williams, Jonah	3-3	LOT	LOT	LOT
Williams, Pooka, Jr.	1-0	DNP	P	DNP
Williams, Trayveon	1-0	DNP	DNP	P
Wilson, Brandon	3-1	P	P	S
Wilson, Logan	2-2	LB	LB	DNP
Wren, Renell	3-1	P	P	DT



**QUARTERBACK
JOE BURROW**



BEN LIEBENBERG / AP

RECORDS

REGULAR-SEASON INDIVIDUAL RECORDS

The following are regular-season records. Postseason records can be found in the postseason portion of the team history section.

SERVICE

MOST SEASONS

16	Ken Anderson.....	1971-86
15	Ken Riley.....	1969-83
14	Reggie Williams.....	1976-89
13	Jim Breech.....	1980-92
13	Anthony Munoz.....	1980-92
13	Joe Walter.....	1985-97
13	Rich Braham.....	1994-2006
13	Clark Harris.....	2009-21
13	Kevin Huber.....	2009-21

GAMES PLAYED/CAREER

207	Ken Riley.....	1969-83
207	Kevin Huber.....	2009-21
206	Reggie Williams.....	1976-89
201	Clark Harris.....	2009-21
192	Ken Anderson.....	1971-86

CONSECUTIVE GAMES PLAYED

169	Lee Johnson.....	1988-98
149	Pat McNally.....	1976-85
137	Reggie Williams.....	1980-89
129	Kevin Huber.....	2014-21
122	Tim Krumrie.....	1987-94

SCORING

TOTAL POINTS

CAREER	1151	Jim Breech.....	1980-92
	779	Shayne Graham.....	2003-09
	718	Mike Nugent.....	2010-16
	660	Doug Pelfrey.....	1993-99
	549	Horst Muhlmann.....	1969-74

SEASON (total)	132	Mike Nugent.....	2011
	131	Shayne Graham.....	2005
	130	Shayne Graham.....	2007
	130	Evan McPherson.....	2021
	122	Shayne Graham.....	2004

SEASON (average per team game)	8.25	Mike Nugent (132 points/16 games).....	2011
	8.19	Shayne Graham (131 points/16 games).....	2005
	8.13	Shayne Graham (130 points/16 games).....	2007
	7.93	Horst Muhlmann (111 points/14 games).....	1972
	7.71	Horst Muhlmann (108 points/14 games).....	1970

GAME	24	Larry Kinnebrew.....	Oct. 28, 1984 at Houston Oilers
	24	Corey Dillon.....	Dec. 4, 1997 vs. Tennessee
	24	Marvin Jones.....	Oct. 27, 2013 vs. N.Y. Jets
	21	Shayne Graham.....	Nov. 11, 2007 at Baltimore Ravens
	19	Horst Muhlmann.....	Nov. 8, 1970 at Buffalo
	19	Horst Muhlmann.....	Dec. 17, 1972 at Houston Oilers

TOUCHDOWNS

CAREER	70	Pete Johnson.....	1977-83
	66	Chad Johnson.....	2001-10
	65	A.J. Green.....	2011-20
	64	James Brooks.....	1984-91
	64	Carl Pickens.....	1992-99

SEASON	17	Carl Pickens.....	1995
	16	Pete Johnson.....	1981
	16	Joe Mixon.....	2021
	15	Pete Johnson.....	1979
	15	Ickey Woods.....	1988

GAME	4	Larry Kinnebrew.....	Oct. 28, 1984 at Houston Oilers
	4	Corey Dillon.....	Dec. 4, 1997 vs. Tennessee
	4	Marvin Jones.....	Oct. 27, 2013 vs. N.Y. Jets
	3	(many times; most recently Ja'Marr Chase, Jan. 2, 2022 vs. Kansas City)	

CONSECUTIVE GAMES WITH AT LEAST ONE TOUCHDOWN

10	Carl Pickens.....	Nov. 27, 1994-Oct. 1, 1995
9	Joe Mixon.....	Sept. 30, 2021-Dec. 5, 2021
9	A.J. Green.....	Sept. 16, 2012-Nov. 18, 2012
8	T.J. Houshmandzadeh.....	Sept. 10-Nov. 4, 2007
6	Stan Fritts.....	Nov. 17, 1975-Dec. 21, 1975
6	Rudi Johnson.....	Nov. 6-Dec. 18, 2005

POINTS AFTER TOUCHDOWNS

CAREER	476	Jim Breech.....	1980-92
	248	Shayne Graham.....	2003-09
	247	Mike Nugent.....	2010-16
	201	Doug Pelfrey.....	1993-99
	189	Horst Muhlmann.....	1969-74

SEASON	56	Jim Breech.....	1988
	52	Mike Nugent.....	2013
	50	Jim Breech.....	1986
	49	Jim Breech.....	1981
	48	Jim Breech.....	1985
	48	Mike Nugent.....	2015

GAME	8	Jim Breech.....	Oct. 29, 1989 vs. Tampa Bay
	7	(seven times; most recently Mike Nugent, Oct. 27, 2013 vs. N.Y. Jets)	

CONSECUTIVE POINTS AFTER TOUCHDOWNS

158	Shayne Graham.....	Sept. 7, 2003-Nov. 26, 2006
103	Doug Pelfrey.....	Sept. 18, 1994-Oct. 5, 1997
101	Horst Muhlmann.....	Oct. 19, 1969-Nov. 19, 1972
86	Mike Nugent.....	Sept. 22, 2013-Sept. 13, 2015
69	Mike Nugent.....	Oct. 9, 2011-Sept. 22, 2013

FIELD GOALS

CAREER	225	Jim Breech.....	1980-92
	177	Shayne Graham.....	2003-09
	157	Mike Nugent.....	2010-16
	153	Doug Pelfrey.....	1993-99
	120	Horst Muhlmann.....	1969-74

SEASON (total)	33	Mike Nugent.....	2011
	31	Shayne Graham.....	2007
	29	Doug Pelfrey.....	1995
	28	Doug Pelfrey.....	1994
	28	Shayne Graham.....	2005
	28	Evan McPherson.....	2021

SEASON (average per team game)	2.06	Mike Nugent (33 field goals/16 games).....	2011
	1.94	Shayne Graham (31 field goals/16 games).....	2007
	1.93	Horst Muhlmann (27 field goals/14 games).....	1972
	1.81	Doug Pelfrey (29 field goals/16 games).....	1995
	1.78	Horst Muhlmann (25 field goals/14 games).....	1970

GAME	7	Shayne Graham.....	Nov. 11, 2007 at Baltimore Ravens
	6	Doug Pelfrey.....	Nov. 6, 1994 at Seattle (OT)
	5	(eight times; most recently Mike Nugent, Sept. 29, 2016 vs. Miami)	

CONSECUTIVE FIELD GOALS

21	Shayne Graham.....	2007
17	Shayne Graham.....	2005-06
15	Mike Nugent.....	2014
15	Evan McPherson.....	2021
14	Mike Nugent.....	2010-11
14	Randy Bullock.....	2017-18

LONGEST FIELD GOALS

58	Evan McPherson.....	Dec. 19, 2021 at Denver
57	Randy Bullock.....	Dec. 22, 2019 at Miami
55	Chris Bahr.....	Sept. 23, 1979 vs. Houston Oilers
55	Mike Nugent.....	Nov. 25, 2012 vs. Oakland
55	Randy Bullock.....	Oct. 18, 2020 at Indianapolis

FIELD GOAL PERCENTAGE

CAREER	86.76	Shayne Graham (177 made/204 att.).....	2003-09
	84.91	Randy Bullock (90 made/106 att.).....	2016-20
	81.77	Mike Nugent (157 made/192 att.).....	2010-16
	77.27	Doug Pelfrey (153 made/198 att.).....	1993-99
	71.88	Jim Breech (225 made/313 att.).....	1980-92
	64.52	Horst Muhlmann (120 made/186 att.).....	1969-74

NOTE: Minimum 75 attempts.

SEASON	91.18	Shayne Graham (31 made/34 att.).....	2007
	90.00	Randy Bullock (18 made/20 att.).....	2017
	88.00	Shayne Graham (22 made/25 att.).....	2003
	87.50	Shayne Graham (28 made/32 att.).....	2005
	87.50	Shayne Graham (21 made/24 att.).....	2008

NOTE: Minimum one attempt per game in season.

(Regular-season individual records, continued)

CAREER FIELD GOAL PERCENTAGE BY DISTANCE

1-19 YARDS 96.55 Horst Muhlmann (28 made/29 att.) 1969-74

NOTE: Minimum 25 attempts.

20-29 YARDS 100.00 Mike Nugent (47 made/47 att.) 2010-16
100.00 Randy Bullock (27 made/27 att.) 2016-20
96.67 Shayne Graham (58 made/60 att.) 2003-09
94.12 Doug Pelfrey (48 made/51 att.) 1993-99
92.31 Jim Breech (84 made/91 att.) 1980-92

NOTE: Minimum 25 attempts.

30-39 YARDS 90.28 Shayne Graham (65 made/72 att.) 2003-09
87.50 Randy Bullock (28 made/32 att.) 2016-20
85.45 Mike Nugent (47 made/55 att.) 2010-16
83.84 Jim Breech (83 made/99 att.) 1980-92
78.13 Doug Pelfrey (50 made/64 att.) 1993-99

NOTE: Minimum 25 attempts.

40-49 YARDS 84.85 Randy Bullock (28 made/33 att.) 2016-20
83.33 Shayne Graham (45 made/54 att.) 2003-09
76.81 Mike Nugent (53 made/69 att.) 2010-16
69.35 Doug Pelfrey (43 made/62 att.) 1993-99
50.55 Jim Breech (46 made/91 att.) 1980-92

NOTE: Minimum 25 attempts.

50+ YARDS 81.82 Evan McPherson (nine made/11 att.) 2021
50.00 Randy Bullock (seven made/14 att.) 2016-20
47.06 Doug Pelfrey (eight made/17 att.) 1993-99
43.75 Shayne Graham (seven made/16 att.) 2003-09
42.11 Mike Nugent (eight made/19 att.) 2010-16

NOTE: Minimum 10 attempts.

SAFETIES

CAREER 2 Reggie Williams 1976-89
2 Alfred Williams 1991-94

RUSHING

TOTAL RUSHING ATTEMPTS

CAREER 1865 Corey Dillon 1997-2003
1441 Rudi Johnson 2001-07
1402 Pete Johnson 1977-83
1344 James Brooks 1984-91
1109 Cedric Benson 2008-11

SEASON 361 Rudi Johnson 2004
341 Rudi Johnson 2006
340 Corey Dillon 2001
337 Rudi Johnson 2005
321 Cedric Benson 2010

GAME 43 Rudi Johnson Nov. 9, 2003 vs. Houston Texans
39 Corey Dillon Dec. 4, 1997 vs. Tennessee
38 Pete Johnson Dec. 4, 1983 at Pittsburgh
38 Cedric Benson Dec. 21, 2008 at Cleveland
37 Cedric Benson Oct. 25, 2009 vs. Chicago

RUSHING YARDS

CAREER 8061 Corey Dillon 1997-2003
6447 James Brooks 1984-91
5742 Rudi Johnson 2001-07
5421 Pete Johnson 1977-83
4564 Joe Mixon 2017-21

SEASON 1458 Rudi Johnson 2005
1454 Rudi Johnson 2004
1435 Corey Dillon 2000
1315 Corey Dillon 2001
1311 Corey Dillon 2002

GAME 278 Corey Dillon Oct. 22, 2000 vs. Denver
246 Corey Dillon Dec. 4, 1997 vs. Tennessee
216 Corey Dillon Dec. 3, 2000 vs. Arizona
202 Rudi Johnson Nov. 28, 2004 vs. Cleveland
201 James Brooks Dec. 23, 1990 vs. Houston Oilers

AVERAGE YARDS PER RUSHING ATTEMPT

CAREER 4.80 James Brooks (6447 yards/1344 att.) 1984-91
4.55 Essex Johnson (3070 yards/675 att.) 1968-75
4.32 Corey Dillon (8061 yards/1865 att.) 1997-2003
4.13 Joe Mixon (4564 yards/1104 att.) 2017-21
4.08 Jeremy Hill (2873 yards/704 att.) 2014-17
4.06 Archie Griffin (2808 yards/691 att.) 1976-83

NOTE: Minimum 500 attempts.

RUSHING TOUCHDOWNS

CAREER 64 Pete Johnson 1977-83
48 Rudi Johnson 2001-07
45 Corey Dillon 1997-2003
37 Larry Kinnebrew 1983-87
37 James Brooks 1984-91

SEASON 15 Ickey Woods 1988
14 Pete Johnson 1979
14 Pete Johnson 1983
13 Joe Mixon 2021
12 Pete Johnson 1981
12 Rudi Johnson 2004
12 Rudi Johnson 2005
12 Rudi Johnson 2006

GAME 4 Corey Dillon Dec. 4, 1997 vs. Tennessee
3 (many times; most recently Jeremy Hill, Oct. 4, 2015 vs. Kansas City)

LONGEST RUSHES

96-td Corey Dillon Oct. 28, 2001 at Detroit
89-td Giovani Bernard Oct. 12, 2014 vs. Carolina
87-td Paul Robinson Oct. 27, 1968 at Oakland
86-td Essex Johnson Dec. 5, 1971 at Cleveland
85-td Jeremy Hill Dec. 22, 2014 vs. Denver

MOST 100-YARD GAMES

CAREER 28 Corey Dillon 1997-2003
19 Rudi Johnson 2001-07
17 James Brooks 1984-91
15 Cedric Benson 2008-11
14 Pete Johnson 1977-83

SEASON 6 Cedric Benson 2009
5 Ickey Woods 1988
5 James Brooks 1989
5 Harold Green 1992
5 Corey Dillon 1999
5 Corey Dillon 2000
5 Corey Dillon 2002
5 Rudi Johnson 2004
5 Rudi Johnson 2006
5 Jeremy Hill 2014

CONSECUTIVE 4 Paul Robinson 1968 (Games 8-11)
3 Pete Johnson 1980 (Games 13-15)
3 Corey Dillon 1997 (Games 13-15)
3 Corey Dillon 1999 (Games 12-14)
3 BenJarvus Green-Ellis 2012 (Games 10-12)
3 Jeremy Hill 2014 (Games 14-16)

PASSING

TOTAL PASSING ATTEMPTS

CAREER 4475 Ken Anderson 1971-86
4449 Andy Dalton 2011-19
3564 Boomer Esiason 1984-92, 97
3217 Carson Palmer 2003-10
2221 Jeff Blake 1994-99

SEASON 586 Carson Palmer 2010
586 Andy Dalton 2013
581 Jon Kitna 2001
575 Carson Palmer 2007
567 Jeff Blake 1995

GAME 68 Jon Kitna Dec. 30, 2001 vs. Pittsburgh (OT)
61 Joe Burrow Sept. 17, 2020 at Cleveland
56 Ken Anderson Dec. 20, 1982 at San Diego
56 Andy Dalton Dec. 22, 2019 at Miami (OT)
54 Boomer Esiason Dec. 25, 1989 at Minnesota
54 Andy Dalton Sept. 18, 2016 at Pittsburgh

(Regular-season individual records, continued)

COMPLETIONS

CAREER	2757	Andy Dalton.....	2011-19
	2654	Ken Anderson.....	1971-86
	2024	Carson Palmer.....	2003-10
	2015	Boomer Esiason.....	1984-92, 97
	1240	Jeff Blake.....	1994-99

SEASON (total)	373	Carson Palmer.....	2007
	366	Joe Burrow.....	2021
	364	Andy Dalton.....	2016
	363	Andy Dalton.....	2013
	362	Carson Palmer.....	2010

SEASON (average per team game)	24.22	Ken Anderson (218 comp./nine games).....	1982
	23.31	Carson Palmer (373 comp./16 games).....	2007
	22.75	Andy Dalton (364 comp./16 games).....	2016
	22.69	Andy Dalton (363 comp./16 games).....	2013
	22.63	Carson Palmer (362 comp./16 games).....	2010

GAME	40	Ken Anderson.....	Dec. 20, 1982 at San Diego
	37	Carson Palmer.....	Nov. 18, 2007 vs. Arizona
	37	Joe Burrow.....	Sept. 17, 2020 at Cleveland
	37	Joe Burrow.....	Dec. 26, 2021 vs. Baltimore Ravens
	36	Carson Palmer.....	Oct. 24, 2010 at Atlanta

COMPLETION PERCENTAGE

CAREER	68.18	Joe Burrow (630 comp./924 att.).....	2020-21
	62.92	Carson Palmer (2024 comp./3217 att.).....	2003-10
	61.97	Andy Dalton (2757 comp./4449 att.).....	2011-19
	59.31	Ken Anderson (2654 comp./4475 att.).....	1971-86
	59.11	Jon Kitna (1009 comp./1707 att.).....	2001-05
	56.54	Boomer Esiason (2015 comp./3564 att.).....	1984-92, 97

NOTE: Minimum 500 attempts.

SEASON	70.55	Ken Anderson (218 comp./309 att.).....	1982
	70.38	Joe Burrow (366 comp./520 att.).....	2021
	67.78	Carson Palmer (345 comp./509 att.).....	2005
	66.67	Ken Anderson (198 comp./297 att.).....	1983
	66.06	Andy Dalton (255 comp./386 att.).....	2015

NOTE: Minimum 14 attempts per games in season.

GAME	90.91	Ken Anderson (20/22).....	Nov. 10, 1974 vs. Pittsburgh
	87.10	Ken Anderson (27/31).....	Jan. 2, 1983 at Houston Oilers
	86.96	Turk Schonert (20/23).....	Nov. 25, 1984 vs. Atlanta
	84.21	Carson Palmer (32/38).....	Nov. 25, 2007 vs. Tennessee
	83.33	Carson Palmer (20/24).....	Oct. 25, 2009 vs. Chicago
	83.33	Andy Dalton (25/30).....	Oct. 1, 2017 at Cleveland
	83.33	Joe Burrow (20/24).....	Nov. 28, 2021 vs. Pittsburgh

NOTE: Minimum 20 attempts.

PASSING YARDS

CAREER	32,838	Ken Anderson.....	1971-86
	31,594	Andy Dalton.....	2011-19
	27,149	Boomer Esiason.....	1984-92, 97
	22,694	Carson Palmer.....	2003-10
	15,134	Jeff Blake.....	1994-99

SEASON (total)	4611	Joe Burrow.....	2021
	4293	Andy Dalton.....	2013
	4206	Andy Dalton.....	2016
	4131	Carson Palmer.....	2007
	4035	Carson Palmer.....	2006

SEASON (average per team game)	277.22	Ken Anderson (2495 yards/nine games).....	1982
	271.24	Joe Burrow (4611 yards/17 games).....	2021
	268.31	Andy Dalton (4293 yards/16 games).....	2013
	262.88	Andy Dalton (4206 yards/16 games).....	2016
	258.19	Carson Palmer (4131 yards/16 games).....	2007

NOTE: Minimum average of 14 attempts per games in season.

GAME	525	Joe Burrow.....	Dec. 26, 2021 vs. Baltimore Ravens
	490	Boomer Esiason.....	Oct. 7, 1990 at L.A. Rams (OT)
	447	Ken Anderson.....	Nov. 17, 1975 vs. Buffalo
	446	Joe Burrow.....	Jan. 2, 2022 vs. Kansas City
	440	Carson Palmer.....	Nov. 12, 2006 vs. San Diego

AVERAGE YARDS PER PASSING ATTEMPT

CAREER	7.90	Joe Burrow (7299 yards/924 att.).....	2020-21
	7.62	Boomer Esiason (27,149 yards/3564 att.).....	1984-92, 97
	7.34	Ken Anderson (32,838 yards/4475 att.).....	1971-86
	7.10	Andy Dalton (31,594 yards/4449 att.).....	2011-19
	7.05	Carson Palmer (22,694 yards/3217 att.).....	2003-10
	6.81	Jeff Blake (15,134 yards/2221 att.).....	1994-99

NOTE: Minimum 500 attempts.

SEASON	9.41	Greg Cook (1854 yards/197 att.).....	1969
	9.21	Boomer Esiason (3572 yards/388 att.).....	1988
	8.87	Joe Burrow (4611 yards/520 att.).....	2021
	8.44	Boomer Esiason (3959 yards/469 att.).....	1986
	8.42	Andy Dalton (3250 yards/386 att.).....	2015

NOTE: Minimum 14 attempts per games in season.

TOUCHDOWN PASSES

CAREER	204	Andy Dalton.....	2011-19
	197	Ken Anderson.....	1971-86
	187	Boomer Esiason.....	1984-92, 97
	154	Carson Palmer.....	2003-10
	93	Jeff Blake.....	1994-99

SEASON	34	Joe Burrow.....	2021
	33	Andy Dalton.....	2013
	32	Carson Palmer.....	2005
	29	Ken Anderson.....	1981
	28	Boomer Esiason.....	1988
	28	Boomer Esiason.....	1989
	28	Jeff Blake.....	1995
	28	Carson Palmer.....	2006

GAME	6	Carson Palmer.....	Sept. 16, 2007 at Cleveland
	5	Boomer Esiason.....	Dec. 21, 1986 vs. N.Y. Jets
	5	Boomer Esiason.....	Oct. 29, 1989 vs. Tampa Bay
	5	Carson Palmer.....	Oct. 25, 2009 vs. Chicago
	5	Andy Dalton.....	Oct. 27, 2013 vs. N.Y. Jets

PASSES HAD INTERCEPTED

CAREER	160	Ken Anderson.....	1971-86
	131	Boomer Esiason.....	1984-92, 97
	118	Andy Dalton.....	2011-19
	100	Carson Palmer.....	2003-10
	62	Jeff Blake.....	1994-99

SEASON	22	Ken Anderson.....	1978
	22	Boomer Esiason.....	1990
	22	Jon Kitna.....	2001
	20	Carson Palmer.....	2007
	20	Carson Palmer.....	2010
	20	Andy Dalton.....	2013

GAME	5	Boomer Esiason.....	Oct. 16, 1988 at New England
	4	(many times; most recently Andy Dalton, Dec. 15, 2019 vs. New England)	

PASSER RATING

CAREER	100.2	Joe Burrow.....	2020-21
	87.5	Andy Dalton.....	2011-19
	86.9	Carson Palmer.....	2003-10
	83.1	Boomer Esiason.....	1984-92, 97
	81.9	Ken Anderson.....	1971-86
	79.3	Jeff Blake.....	1994-99

NOTE: Minimum 500 attempts.

SEASON	108.3	Joe Burrow.....	2021
	106.3	Andy Dalton.....	2015
	101.1	Carson Palmer.....	2005
	98.4	Ken Anderson.....	1981
	97.4	Boomer Esiason.....	1988

NOTE: Minimum 14 attempts per games in season.

LONGEST PASSES

94-td	Ken Anderson to Billy Brooks.....	Nov. 13, 1977 at Minnesota
90-td	Virgil Carter to Speedy Thomas.....	Sept. 19, 1971 vs. Philadelphia
88-td	Jeff Blake to Darnay Scott.....	Sept. 17, 1995 at Seattle
86-td	Boomer Esiason to Eddie Brown.....	Nov. 6, 1988 vs. Pittsburgh
86-td	Andy Dalton to Brandon LaFell.....	Dec. 24, 2016 at Houston Texans

MOST 300-YARD GAMES

CAREER	28	Andy Dalton.....	2011-19
	23	Boomer Esiason.....	1984-92, 97
	19	Ken Anderson.....	1971-86
	17	Carson Palmer.....	2003-10
	11	Joe Burrow.....	2020-21

SEASON	6	Joe Burrow.....	2021
	5	Boomer Esiason.....	1987
	5	Carson Palmer.....	2007
	5	Andy Dalton.....	2013
	5	Joe Burrow.....	2020

CONSECUTIVE	4	Andy Dalton.....	2013 (Games 6-9)
	3	Ken Anderson.....	1984 (Games 1-3)
	3	Andy Dalton.....	2015 (Games 3-5)
	3	Joe Burrow.....	2020 (Games 2-4)
	2	(many times; most recently Joe Burrow, 2021, Games 15-16)	

(Regular-season individual records, continued)

RECEIVING

TOTAL RECEPTIONS

CAREER	751	Chad Johnson.....	2001-10
	649	A.J. Green.....	2011-20
	530	Carl Pickens.....	1992-99
	507	T.J. Houshmandzadeh.....	2001-08
	417	Cris Collinsworth.....	1981-88
SEASON	112	T.J. Houshmandzadeh.....	2007
	100	Carl Pickens.....	1996
	99	Carl Pickens.....	1995
	98	A.J. Green.....	2013
	97	Chad Johnson.....	2005
GAME	13	Carl Pickens.....	Oct. 11, 1998 vs. Pittsburgh
	12	(many times; most recently Tee Higgins, Dec. 26, 2021 vs. Baltimore Ravens)	

RECEIVING YARDS

CAREER	10,783	Chad Johnson.....	2001-10
	9430	A.J. Green.....	2011-20
	7101	Isaac Curtis.....	1973-84
	6887	Carl Pickens.....	1992-99
	6698	Cris Collinsworth.....	1981-88
SEASON	1455	Ja'Marr Chase.....	2021
	1440	Chad Johnson.....	2007
	1432	Chad Johnson.....	2005
	1426	A.J. Green.....	2013
	1369	Chad Johnson.....	2006
GAME	266	Ja'Marr Chase.....	Jan. 2, 2022 vs. Kansas City
	260	Chad Johnson.....	Nov. 12, 2006 vs. San Diego
	227	A.J. Green.....	Sept. 27, 2015 at Baltimore Ravens
	224	A.J. Green.....	Dec. 7, 2014 vs. Pittsburgh
	222	Terrell Owens.....	Oct. 3, 2010 at Cleveland

AVERAGE YARDS PER RECEPTION

CAREER	17.07	Isaac Curtis (7101 yards/416 rec.).....	1973-84
	16.90	Eddie Brown (6134 yards/363 rec.).....	1985-91
	16.68	Tim McGee (4703 yards/282 rec.).....	1986-92, 94-95
	16.06	Cris Collinsworth (6698 yards/417 rec.).....	1981-88
	15.48	Darnay Scott (5975 yards/386 rec.).....	1994-2001

NOTE: Minimum 100 receptions.

SEASON	24.02	Eddie Brown (1273 yards/53 rec.).....	1988
	22.57	Bob Trumpy (835 yards/37 rec.).....	1969
	21.38	Eric Crabtree (855 yards/40 rec.).....	1969
	21.23	Isaac Curtis (934 yards/44 rec.).....	1975
	21.10	Isaac Curtis (633 yards/30 rec.).....	1974

NOTE: Minimum 30 receptions.

RECEIVING TOUCHDOWNS

CAREER	66	Chad Johnson.....	2001-10
	65	A.J. Green.....	2011-20
	63	Carl Pickens.....	1992-99
	53	Isaac Curtis.....	1973-84
	41	Eddie Brown.....	1985-91
SEASON	17	Carl Pickens.....	1995
	13	Tyler Eifert.....	2015
	13	Ja'Marr Chase.....	2021
	12	Carl Pickens.....	1996
	12	T.J. Houshmandzadeh.....	2007
GAME	4	Marvin Jones.....	Oct. 27, 2013 vs. N.Y. Jets
	3	(many times; most recently Ja'Marr Chase, Jan. 2, 2022 vs. Kansas City)	

LONGEST RECEPTIONS

94-td	Billy Brooks from Ken Anderson.....	Nov. 13, 1977 at Minnesota
90-td	Speedy Thomas from Virgil Carter.....	Sept. 19, 1971 vs. Philadelphia
88-td	Darnay Scott from Jeff Blake.....	Sept. 17, 1995 at Seattle
86-td	Eddie Brown from Boomer Esiason.....	Nov. 6, 1988 vs. Pittsburgh
86-td	Brandon LaFell from Andy Dalton.....	Dec. 24, 2016 at Houston Texans

MOST 100-YARD GAMES

CAREER	33	A.J. Green.....	2011-20
	31	Chad Johnson.....	2001-10
	20	Isaac Curtis.....	1973-84
	19	Carl Pickens.....	1992-99
	18	Cris Collinsworth.....	1981-88
SEASON	6	A.J. Green.....	2013
	5	Eddie Brown.....	1988
	5	Tim McGee.....	1989
	5	Carl Pickens.....	1994
	5	Carl Pickens.....	1995
	5	Chad Johnson.....	2002
	5	Chad Johnson.....	2003
	5	Chad Johnson.....	2007
	5	A.J. Green.....	2012
	5	A.J. Green.....	2014
CONSECUTIVE	5	Ja'Marr Chase.....	2021
	5	A.J. Green.....	2013 (Games 6-10)
	4	Carl Pickens.....	1994 (Games 10-13)
	3	Isaac Curtis.....	1973 (Games 13-14) to '74 (Game 1)
	3	Chad Johnson.....	2002 (Games 9-11)
	3	Chad Johnson.....	2006 (Games 9-11)
	3	T.J. Houshmandzadeh.....	2007 (Games 3-5)
	3	Tee Higgins.....	2021 (Games 11-13)

PUNTING

TOTAL PUNTS

CAREER	980	Kevin Huber.....	2009-21
	746	Lee Johnson.....	1988-98
	700	Pat McInally.....	1976-85
	379	Kyle Larson.....	2004-08
	285	Dave Lewis.....	1970-73
SEASON	100	Kyle Larson.....	2008
	94	Daniel Pope.....	2000
	91	Pat McInally.....	1978
	91	Kevin Huber.....	2011
	90	Lee Johnson.....	1993
GAME	11	Lee Johnson.....	Nov. 2, 1997 vs. San Diego
	11	Kyle Larson.....	Nov. 16, 2008 vs. Philadelphia (OT)
	11	Kyle Larson.....	Nov. 30, 2008 vs. Baltimore Ravens
	11	Kevin Huber.....	Oct. 19, 2014 at Indianapolis

PUNTING YARDS

CAREER	44,426	Kevin Huber.....	2009-21
	32,196	Lee Johnson.....	1988-98
	29,307	Pat McInally.....	1976-85
	15,900	Kyle Larson.....	2004-08
	12,447	Dave Lewis.....	1970-73
SEASON (total)	4101	Kevin Huber.....	2017
	4023	Kevin Huber.....	2011
	3954	Lee Johnson.....	1993
	3945	Kyle Larson.....	2008
	3919	Pat McInally.....	1978
SEASON (average per team game)	260.79	Dave Lewis (3651 yards/14 games).....	1970
	256.31	Kevin Huber (4101 yards/16 games).....	2017
	251.44	Kevin Huber (4023 yards/16 games).....	2011
	247.13	Lee Johnson (3954 yards/16 games).....	1993
	246.56	Kyle Larson (3945 yards/16 games).....	2008
GAME	558	Kevin Huber.....	Oct. 19, 2014 at Indianapolis
	483	Dave Lewis.....	Sept. 26, 1971 at Pittsburgh
	480	Kyle Larson.....	Nov. 30, 2008 vs. Baltimore Ravens
	474	Lee Johnson.....	Nov. 2, 1997 vs. San Diego
	465	Scott Fulhage.....	Oct. 4, 1987 vs. San Diego

AVERAGE YARDS PER PUNT

CAREER	45.33	Kevin Huber (44,426 yards/980 punts)	2009-21
	43.67	Dave Lewis (12,447 yards/285 punts)	1970-73
	43.16	Lee Johnson (32,196 yards/746 punts)	1988-98
	41.95	Kyle Larson (15,900 yards/379 punts)	2004-08
	41.87	Pat McNally (29,307 yards/700 punts)	1976-85
	41.46	Dale Livingston (5805 yards/140 punts)	1968-69

NOTE: Minimum 100 punts.

SEASON	47.18	Kevin Huber (3350 yards/71 punts)	2020
	46.84	Kevin Huber (3419 yards/73 punts)	2014
	46.60	Kevin Huber (4101 yards/88 punts)	2017
	46.58	Kevin Huber (3540 yards/76 punts)	2012
	46.42	Kevin Huber (3064 yards/66 punts)	2021

NOTE: Minimum 40 punts.

GAME	63.00	Will Brice (189 yds./three punts) ... Sept. 12, 1999 at Tennessee	
	55.67	Pat McNally (167 yds./three punts) Sept. 27, 1981 vs. Buff. (OT)	
	55.67	Kevin Huber (167 yds./three punts) .. Dec. 29, 2019 vs. Cleveland	
	55.50	Kevin Huber (222 yds./four punts) Dec. 1, 2013 at San Diego	
	55.00	Lee Johnson (220 yds./four punts) Oct. 24, 1993 at Houston Oilers	
	55.00	Kevin Huber (330 yds./six punts) Sept. 13, 2020 vs. L.A. Chargers	

NOTE: Minimum three punts.

NET YARDS PER PUNT**(SINCE 1976)**

CAREER	40.27	Kevin Huber	2009-21
	35.74	Kyle Larson	2004-08
	35.28	Lee Johnson	1988-98
	33.96	Pat McNally	1976-85
	32.36	Nick Harris	2001-03

NOTE: Minimum 100 punts.

SEASON	42.82	Kevin Huber	2020
	42.11	Kevin Huber	2019
	42.10	Kevin Huber	2014
	41.97	Kevin Huber	2012
	41.05	Kevin Huber	2021

NOTE: Minimum 40 punts.

GAME	55.5	Kevin Huber	Dec. 1, 2013 at San Diego
	51.3	Lee Johnson	Nov. 6, 1994 at Seattle (OT)
	50.3	Kyle Larson	Dec. 9, 2007 vs. St. Louis Rams
	50.3	Kevin Huber	Oct. 27, 2013 vs. N.Y. Jets
	50.0	Kevin Huber	Dec. 19, 2021 at Denver

NOTE: Minimum three punts.

INSIDE-20 PUNTS**(SINCE 1976)**

CAREER	337	Kevin Huber	2009-21
	186	Lee Johnson	1988-98
	157	Pat McNally	1976-85
	109	Kyle Larson	2004-08
	37	Nick Harris	2001-03

SEASON	33	Kevin Huber	2012
	32	Kevin Huber	2017
	30	Kevin Huber	2019
	29	Kevin Huber	2018
	28	Kyle Larson	2008
	28	Kevin Huber	2010

GAME	6	Lee Johnson	Nov. 2, 1997 vs. San Diego
	6	Kevin Huber	Sept. 14, 2017 vs. Houston Texans
	5	Pat McNally	Oct. 5, 1980 at Green Bay
	5	Pat McNally	Oct. 21, 1984 vs. Cleveland
	5	Kevin Huber	Sept. 13, 2009 vs. Denver
	5	Kevin Huber	Sept. 26, 2010 at Carolina

LONGEST PUNTS

75	Kyle Larson	Oct. 9, 2005 at Jacksonville
75	Kevin Huber	Dec. 1, 2013 at San Diego
73	Brad Costello	Dec. 13, 1998 at Indianapolis
72	Will Brice	Sept. 12, 1999 at Tennessee
72	Kevin Huber	Oct. 10, 2010 vs. Tampa Bay
72	Kevin Huber	Dec. 11, 2016 at Cleveland
72	Kevin Huber	Jan. 3, 2021 vs. Baltimore Ravens

PUNT RETURNS**TOTAL PUNT RETURNS**

CAREER	153	Brandon Tate	2011-15
	140	Mike Martin	1983-89
	135	Alex Erickson	2016-20
	130	Lemar Parrish	1970-77
	98	Adam Jones	2010-17

SEASON	51	Brandon Tate	2011
	43	Patrick Robinson	1993
	40	Quan Cosby	2009
	39	Alex Erickson	2017
	36	Brandon Tate	2013

GAME	7	Tony Davis	Nov. 27, 1977 vs. N.Y. Giants
	7	Craig Yeast	Sept. 10, 2000 vs. Cleveland
	7	Brandon Tate	Oct. 2, 2011 vs. Buffalo
	6	(eight times; most recently Alex Erickson, Dec. 24, 2016 at Houston Texans)	

PUNT RETURN YARDS

CAREER	1411	Brandon Tate	2011-15
	1381	Mike Martin	1983-89
	1201	Lemar Parrish	1970-77
	1115	Adam Jones	2010-17
	1074	Alex Erickson	2016-20

SEASON	543	Brandon Tate	2011
	474	Quan Cosby	2009
	376	Mike Martin	1984
	338	Lemar Parrish	1974
	336	Brandon Tate	2013

GAME	126	T.J. Houshmandzadeh	Nov. 25, 2001 at Cleveland
	114	Quan Cosby	Sept. 20, 2009 at Green Bay
	106	Tommy Casanova	Oct. 8, 1972 vs. Denver
	100	Carl Pickens	Sept. 20, 1992 at Green Bay
	95	Lemar Parrish	Oct. 6, 1974 vs. Washington

AVERAGE YARDS PER PUNT RETURN

CAREER	11.38	Adam Jones (1115 yards/98 ret.)	2010-17
	9.99	Quan Cosby (699 yards/70 ret.)	2009-10
	9.86	Mike Martin (1381 yards/140 ret.)	1983-89
	9.74	Peter Warrick (526 yards/54 ret.)	2000-04
	9.64	Corey Sawyer (482 yards/50 ret.)	1994-98
	9.24	Lemar Parrish (1201 yards/130 ret.)	1970-77

NOTE: Minimum 50 returns.

SEASON	18.778	Lemar Parrish (338 yards/18 ret.)	1974
	15.667	Mike Martin (376 yards/24 ret.)	1984
	12.045	Adam Jones (265 yards/22 ret.)	2014
	11.850	Quan Cosby (474 yards/40 ret.)	2009
	11.808	Corey Sawyer (307 yards/26 ret.)	1994

NOTE: Minimum 1.25 returns per game in season.

PUNT RETURNS FOR TOUCHDOWNS

CAREER	4	Lemar Parrish	1970-77
	2	Mitchell Price	1990-93
	2	Craig Yeast	1999-2000
	2	Peter Warrick	2000-04

SEASON	2	Lemar Parrish	1974
	2	Craig Yeast	1999
	1	(many times; most recently Adam Jones, 2012)	

GAME	1	(many times; most recently Adam Jones, Sept. 16, 2012 vs. Cleveland)	
-------------	---	--	--

LONGEST PUNT RETURNS

95-td	Carl Pickens	Sept. 20, 1992 at Green Bay
90-td	Lemar Parrish	Oct. 6, 1974 vs. Washington
86-td	Craig Yeast	Nov. 21, 1999 vs. Baltimore Ravens
86	T.J. Houshmandzadeh	Nov. 25, 2001 at Cleveland
82-td	Corey Sawyer	Sept. 25, 1994 at Houston Oilers
82-td	Peter Warrick	Dec. 17, 2000 vs. Jacksonville

KICKOFF RETURNS**TOTAL KICKOFF RETURNS**

CAREER	146	Tremain Mack	1997-2000
	145	Brandon Tate	2011-15
	136	Stanford Jennings	1984-90
	122	Glenn Holt	2006-08
	115	Eric Ball	1989-94

SEASON	64	Tab Perry.....	2005
	59	Glenn Holt	2007
	56	Bernard Scott	2010
	55	Deacon Turner	1979
	53	Brandon Bennett	2003

GAME	8	Eric Bieniemy	Nov. 30, 1997 at Philadelphia
	8	Tab Perry.....	Nov. 20, 2005 vs. Indianapolis
	7	(many times; most recently Brandon Tate, Oct. 5, 2014 at New England)	

KICKOFF RETURN YARDS

CAREER	3583	Tremain Mack	1997-2000
	3517	Brandon Tate	2011-15
	2961	Glenn Holt	2006-08
	2752	Stanford Jennings	1984-90
	2672	Alex Erickson	2016-20

SEASON	1562	Tab Perry.....	2005
	1432	Glenn Holt	2007
	1382	Tremain Mack	1999
	1257	Bernard Scott	2010
	1231	Brandon Bennett	2002

GAME	228	Brandon Bennett	Nov. 10, 2002 at Baltimore Ravens
	212	Tremain Mack	Nov. 1, 1998 vs. Denver
	206	Bernard Scott	Nov. 15, 2009 at Pittsburgh
	201	Eric Bieniemy	Oct. 26, 1997 at N.Y. Giants
	197	Tab Perry.....	Dec. 4, 2005 at Pittsburgh

AVERAGE YARDS PER KICKOFF RETURN

CAREER	26.59	Brandon Wilson (1542 yards/58 ret.)	2017-21
	26.35	Adam Jones (1344 yards/51 ret.)	2010-17
	24.74	Alex Erickson (2672 yards/108 ret.)	2016-20
	24.66	Lemar Parrish (1504 yards/61 ret.)	1970-77
	24.54	Tremain Mack (3583 yards/146 ret.)	1997-2000
	24.48	Bernard Scott (1787 yards/73 ret.)	2009-12

NOTE: Minimum 50 returns.

SEASON	31.26	Adam Jones (844 yards/27 ret.)	2014
	31.25	Brandon Wilson (625 yards/20 ret.)	2019
	27.93	Alex Erickson (810 yards/29 ret.)	2016
	27.10	Tremain Mack (1382 yards/51 ret.)	1999
	26.23	Alex Erickson (1049 yards/40 ret.)	2018

NOTE: Minimum 1.25 returns per games in season.

KICKOFF RETURNS FOR TOUCHDOWNS

CAREER	2	Tremain Mack	1997-2000
	2	Brandon Wilson	2017-21

SEASON	1	(many times; most recently Brandon Wilson, 2020)	
---------------	---	--	--

GAME	1	(many times; most recently Brandon Wilson, Nov. 29, 2020 vs. N.Y. Giants)	
-------------	---	---	--

LONGEST KICKOFF RETURNS

103-td	Brandon Wilson	Nov. 29, 2020 vs. N.Y. Giants
102-td	Eric Bieniemy	Oct. 26, 1997 at N.Y. Giants
100-td	Glenn Holt	Nov. 4, 2007 at Buffalo
99-td	Tremain Mack	Nov. 14, 1999 vs. Tennessee
98-td	Stanford Jennings	Nov. 13, 1988 at Kansas City

INTERCEPTIONS**TOTAL INTERCEPTIONS**

CAREER	65	Ken Riley	1969-83
	33	Louis Breeden	1978-87
	31	David Fulcher	1986-92
	26	Leon Hall	2007-15
	25	Lemar Parrish	1970-77

SEASON	10	Deltha O'Neal	2005
	9	Ken Riley	1976
	8	Ken Riley	1983
	8	David Fulcher	1989
	8	Ashley Ambrose	1996
	8	Tory James	2004
	8	Reggie Nelson	2015

GAME	3	Lemar Parrish	Dec. 17, 1972 at Houston Oilers
	3	Ken Riley	Dec. 12, 1976 at N.Y. Jets
	3	Louis Breeden	Dec. 14, 1980 at Chicago (OT)
	3	Ken Riley	Nov. 28, 1982 vs. L.A. Raiders
	3	David Fulcher	Oct. 1, 1989 at Kansas City
	3	David Fulcher	Dec. 17, 1989 vs. Houston Oilers
	3	Deltha O'Neal	Sept. 18, 2005 vs. Minnesota
	3	Leon Hall	Dec. 21, 2008 at Cleveland

INTERCEPTION RETURN YARDS

CAREER	596	Ken Riley	1969-83
	558	Louis Breeden	1978-87
	354	Lemar Parrish	1970-77
	333	Reggie Nelson	2010-15
	305	Ray Griffin	1978-84

SEASON	167	Ray Griffin	1979
	145	Louis Breeden	1981
	141	Ken Riley	1976
	131	Shawn Williams	2018
	126	Darryl Williams	1993

GAME	107	James Francis	Nov. 22, 1992 vs. Detroit
	102	Louis Breeden	Nov. 8, 1981 at San Diego
	102	Artrell Hawkins	Nov. 3, 2002 at Houston Texans
	101	Dre Kirkpatrick	Nov. 19, 2017 at Denver
	97	Darryl Williams	Nov. 7, 1993 vs. Pittsburgh

LONGEST INTERCEPTION RETURNS

102-td	Louis Breeden	Nov. 8, 1981 at San Diego
102-td	Artrell Hawkins	Nov. 3, 2002 at Houston Texans
101	Dre Kirkpatrick	Nov. 19, 2017 at Denver
97-td	Darryl Williams	Nov. 7, 1993 vs. Pittsburgh
96-td	Ray Griffin	Nov. 11, 1979 vs. San Diego

INTERCEPTION RETURNS FOR TOUCHDOWNS

CAREER	5	Ken Riley	1969-83
	4	Lemar Parrish	1970-77
	3	Ray Griffin	1978-84
	3	James Griffin	1983-85
	3	James Francis	1990-98
	3	Johnathan Joseph	2006-10
	3	Leon Hall	2007-15

SEASON	2	Lemar Parrish	1972
	2	Tommy Casanova	1976
	2	Scott Perry	1978
	2	Ray Griffin	1980
	2	Ken Riley	1983

GAME	2	Lemar Parrish	Dec. 17, 1972 at Houston Oilers
-------------	---	---------------------	---------------------------------

SACKS**TOTAL SACKS****(SINCE 1976)**

CAREER	83.5	Eddie Edwards	1977-88
	82.5	Carlos Dunlap	2010-20
	75.5	Geno Atkins	2010-20
	62.5	Reggie Williams	1976-89
	59.0	Ross Browner	1978-86

SEASON	22.0	Coy Bacon	1976
	14.0	Trey Hendrickson	2021
	13.5	Carlos Dunlap	2015
	13.0	Eddie Edwards	1983
	12.5	Geno Atkins	2012

GAME	5.0	Eddie Edwards	Dec. 21, 1980 vs. Cleveland
	5.0	Antwan Odom	Sept. 20, 2009 at Green Bay
	4.0	Alfred Williams	Oct. 16, 1994 at Pittsburgh
	3.5	Gerald Dixon	Dec. 21, 1997 vs. Baltimore Ravens
	3.0	(many times; most recently Carlos Dunlap, Dec. 1, 2019 vs. N.Y. Jets)	

REGULAR-SEASON TEAM RECORDS

WINS/LOSSES

GAMES WON

SEASON	12	1981
	12	1988
	12	2015
	11	1975
	11	2005
	11	2013

HIGHEST WINNING PERCENTAGE

SEASON	.786	1975 (11-3)
	.750	1981 (12-4)
	.750	1988 (12-4)
	.750	2015 (12-4)
	.714	1973 (10-4)
	.714	1976 (10-4)

CONSECUTIVE GAMES WON

ALL GAMES	8	1970 (Games 8-14) and 1971 (Game 1)
	8	2015 (Games 1-8)
	7	1973 (Games 9-14) and 1974 (Game 1)

ONE SEASON	8	2015 (Games 1-8)
	7	1970 (Games 8-14)
	6	1973 (Games 9-14)
	6	1975 (Games 1-6)
	6	1988 (Games 1-6)

HOME GAMES (not including neutral sites)	11	2012 (one), 2013 (eight) and 2014 (two)
	10	1988 (eight) and 1989 (two)
	9	1975 (three) and 1976 (six)
	9	2012 (one) and 2013 (eight)
	8	1973 (seven) and 1974 (one)

ROAD GAMES (not including neutral sites)	5	2008 (one) and 2009 (four)
	4	(seven times; most recently 2015)

GAMES LOST

SEASON	14	2002
	14	2019
	13	(four times; most recently 1998)

LOWEST WINNING PERCENTAGE

SEASON	.125 (2-14)	2002
	.125 (2-14)	2019
	.188 (3-13)	(four times; most recently 1998)

CONSECUTIVE GAMES LOST

ALL GAMES	13	2018 (Games 15-16) and 2019 (Games 1-11)
	11	1992 (Game 16) and 1993 (Games 1-10)
	10	2010 (Games 4-13)
	9	1977 (Game 14) and 1978 (Games 1-8)
	9	1993 (Game 16) and 1994 (Games 1-8)
	9	1998 (Games 6-14)

HOME GAMES (not including neutral sites)	11	1998 (five) and 1999 (six)
	7	2002
	6	1987
	6	1992 (one) and 1993 (five)

ROAD GAMES (not including neutral sites)	15	1992 (three), 1993 (eight) and 1994 (four)
	13	2018 (five), 2019 (seven) and 2020 (one)
	10	1979 (eight) and 1980 (two)
	10	1990 (two) and 1991 (eight)

ONE SEASON	11	2019 (Games 1-11)
	10	1993 (Games 1-10)
	10	2010 (Games 4-13)
	9	1998 (Games 6-14)
	8	(four times; most recently 2008, Games 1-8)

SCORING

POINTS SCORED

SEASON	460	2021
	448	1988
	441	1985
	430	2013
	421	1981
	421	2005

GAME	61	Dec. 17, 1972 at Houston Oilers
	61	Dec. 17, 1989 vs. Houston Oilers
	58	Nov. 28, 2004 vs. Cleveland
	56	Oct. 29, 1989 vs. Tampa Bay
	55	Nov. 6, 1983 at Houston Oilers

HALF	45	Dec. 17, 1972 at Houston Oilers.....2nd half
	41	Dec. 21, 1975 vs. San Diego.....1st half
	38	Dec. 20, 1970 vs. Boston.....1st half
	38	Nov. 20, 1983 vs. Houston Oilers.....1st half

QUARTER	31	Nov. 17, 2013 vs. Cleveland.....2nd quarter
	28	Dec. 17, 1972 at Houston Oilers.....4th quarter
	28	Oct. 23, 1988 vs. Houston Oilers.....1st quarter
	28	Nov. 19, 1989 vs. Detroit.....2nd quarter
	27	Oct. 5, 1986 at Green Bay.....2nd quarter
	27	Dec. 21, 1975 vs. San Diego.....1st quarter

NOTE: The Bengals' highest point total in a third quarter is 21 (five times), most recently Dec. 17, 1989 vs. Houston Oilers.

TOUCHDOWNS

SEASON	59	1988
	54	2013
	54	2021
	53	1985
	52	1989

GAME	8	Oct. 29, 1989 vs. Tampa Bay
	8	Dec. 17, 1989 vs. Houston Oilers
	7	(eight times; most recently Oct. 27, 2013 vs. N.Y. Jets)

RUSHING TOUCHDOWNS

SEASON	27	1988
	24	1983
	24	1986
	23	1979
	23	1997

GAME	5	Nov. 6, 1983 at Houston Oilers
	5	Oct. 23, 1988 vs. Houston Oilers
	4	(eight times; most recently Oct. 4, 2015 vs. Kansas City)

PASSING TOUCHDOWNS

SEASON	36	2021
	33	2013
	32	1989
	32	2005
	31	1985
	31	2015

GAME	6	Oct. 29, 1989 vs. Tampa Bay
	6	Sept. 16, 2007 at Cleveland
	5	Dec. 21, 1986 vs. N.Y. Jets
	5	Dec. 17, 1989 vs. Houston Oilers
	5	Oct. 25, 2009 vs. Chicago
	5	Oct. 27, 2013 vs. N.Y. Jets

POINTS AFTER TOUCHDOWNS

SEASON	56	1988
	52	2013
	50	1986
	50	1989
	49	1981
	49	1985

GAME	8	Oct. 29, 1989 vs. Tampa Bay
	7	(seven times; most recently Oct. 27, 2013 vs. N.Y. Jets)

FIELD GOALS		
SEASON	33	2011
(total)	31	2007
	30	2012
	29	1995
	29	2021
SEASON	2.06	2011 (33 field goals/16 games)
(average per team game)	1.94	2007 (31 field goals/16 games)
	1.93	1972 (27 field goals/14 games)
	1.88	2012 (30 field goals/16 games)
	1.81	1995 (29 field goals/16 games)
	1.79	1970 (25 field goals/14 games)
GAME	7	Nov. 11, 2007 at Baltimore Ravens
	6	Nov. 6, 1994 at Seattle (OT)
	5	(eight times; most recently Sept. 29, 2016 vs. Miami)
SAFETIES		
SEASON	3	1993
	2	(four times; most recently 1995)
GAME	1	(many times; most recently Nov. 27, 2016 at Baltimore Ravens)
OFFENSE		
FIRST DOWNS		
SEASON	361	1981
	351	1988
	348	1986
	348	1989
	344	1985
GAME	35	Dec. 17, 1989 vs. Houston Oilers
	35	Oct. 30, 2016 vs. Washington (OT) [at London, England]
	34	Nov. 17, 1975 vs. Buffalo
	34	Dec. 7, 1975 at Philadelphia
	34	Nov. 27, 1988 vs. Buffalo
	34	Dec. 4, 1997 vs. Tennessee
TOTAL NET YARDS		
SEASON	6490	1986
	6145	2021
	6101	1989
	6057	1988
	5968	1981
GAME	621	Dec. 21, 1986 vs. N.Y. Jets
	584	Dec. 7, 1986 at New England
	584	Dec. 17, 1989 vs. Houston Oilers
	582	Oct. 7, 1990 at L.A. Rams (OT)
	575	Dec. 26, 2021 vs. Baltimore Ravens
NET YARDS RUSHING		
SEASON	2710	1988
	2533	1986
	2483	1989
	2329	1979
	2314	2000
GAME	407	Oct. 22, 2000 vs. Denver
	300	Dec. 7, 1986 at New England
	292	Dec. 3, 2000 vs. Arizona
	279	Dec. 12, 1999 vs. Cleveland
	276	Dec. 4, 1997 vs. Tennessee
RUSHING ATTEMPTS		
SEASON	563	1988
	560	1979
	542	1983
	540	1984
	538	1987
GAME	61	Oct. 11, 1987 at Seattle
	57	Nov. 9, 2003 vs. Houston Texans
	55	Oct. 14, 1973 vs. Pittsburgh
	55	Dec. 4, 1977 at Kansas City
	55	Dec. 4, 1983 at Pittsburgh
AVERAGE YARDS PER RUSHING ATTEMPT		
SEASON	4.862	1986 (2533 yards/521 att.)
	4.813	1988 (2710 yards/563 att.)
	4.694	1989 (2483 yards/529 att.)
	4.685	2018 (1682 yards/359 att.)
	4.675	2000 (2314 yards/495 att.)

NET YARDS PASSING		
SEASON	4403	2021
(total)	4136	2013
	4012	2007
	3995	1981
	3957	1986
SEASON	259.89	1982 (2339 yards/nine games)
(average per team game)	259.00	2021 (4403 yards/17 games)
	258.50	2013 (4136 yards/16 games)
	250.75	2007 (4012 yards/16 games)
	249.69	1981 (3995 yards/16 games)
GAME	498	Dec. 26, 2021 vs. Baltimore Ravens
	483	Oct. 7, 1990 at L.A. Rams (OT)
	447	Nov. 19, 1989 vs. Detroit
	441	Nov. 17, 1975 vs. Buffalo
	417	Nov. 12, 2006 vs. San Diego
PASSING ATTEMPTS		
SEASON	619	2019
	602	2001
	591	2002
	590	2010
	587	2013
GAME	68	Dec. 30, 2001 vs. Pittsburgh (OT)
	61	Sept. 17, 2020 at Cleveland
	56	Dec. 20, 1982 at San Diego
	56	Dec. 22, 2019 at Miami (OT)
	54	Dec. 25, 1989 at Minnesota
	54	Sept. 18, 2016 at Pittsburgh
COMPLETIONS		
SEASON	384	2021
	373	2007
	372	2020
	365	2010
	364	2013
	364	2016
GAME	40	Dec. 20, 1982 at San Diego
	37	Nov. 18, 2007 vs. Arizona
	37	Sept. 17, 2020 at Cleveland
	37	Dec. 26, 2021 vs. Baltimore
	36	Oct. 24, 2010 at Atlanta
	36	Oct. 25, 2020 vs. Cleveland
PASSES HAD INTERCEPTED		
SEASON	30	1978
	26	2001
	25	1980
	23	1990
	22	(four times; most recently 2004)
GAME	5	(six times; most recently Nov. 25, 2001 at Cleveland)
FEWEST SACKS ALLOWED		
SEASON	17	2007
(total)	21	2005
	23	2014
	24	1972
	24	1973
SEASON	1.06	2007 (17 sacks/16 games)
(average per team game)	1.31	2005 (21 sacks/16 games)
	1.44	2014 (23 sacks/16 games)
	1.56	1995 (25 sacks/16 games)
	1.56	2011 (25 sacks/16 games)
MOST SACKS ALLOWED		
SEASON	63	1979
(total)	57	1969
	55	2021
	53	1993
	53	1998
SEASON	4.07	1969 (57 sacks/14 games)
(average per team game)	3.94	1979 (63 sacks/16 games)
	3.31	1993 (53 sacks/16 games)
	3.31	1998 (53 sacks/16 games)
	3.25	2000 (52 sacks/16 games)
GAME	10	Oct. 19, 1969 vs. Denver
	10	Nov. 29, 1992 vs. Pittsburgh
	10	Oct. 13, 1996 at Pittsburgh

DEFENSE**FEWEST POINTS ALLOWED**

SEASON	177	1982 (strike season with nine games)
(total)	210	1976
	229	1972
	231	1973
	235	1977

SEASON	15.00	1976 (210 points/14 games)
(average per	16.36	1972 (229 points/14 games)
team game)	16.50	1973 (231 points/14 games)
	16.79	1977 (235 points/14 games)
	17.44	2015 (279 points/16 games)

GAME	0	(many times; most recently Dec. 14, 2014 at Cleveland)
-------------	---	--

MOST POINTS ALLOWED

SEASON	460	1999
	456	2002
	455	2018
	452	1998
	437	1985

GAME	52	Dec. 8, 2002 at Carolina
	51	Sept. 9, 1979 at Buffalo
	51	Sept. 16, 2007 at Cleveland
	51	Nov. 11, 2018 vs. New Orleans
	50	Dec. 20, 1982 at San Diego

HALF	42	Nov. 12, 2006 vs. San Diego (2nd half)
	41	Sept. 9, 1979 at Buffalo (2nd half)
	36	Nov. 19, 1995 vs. Pittsburgh (2nd half)
	36	Dec. 8, 2002 at Carolina (2nd half)

FEWEST FIRST DOWNS ALLOWED

GAME	5	Dec. 14, 2014 at Cleveland
	6	Oct. 14, 1973 vs. Pittsburgh
	6	Dec. 12, 1976 at N.Y. Jets
	7	Sept. 26, 1976 vs. Green Bay
	8	Nov. 30, 1969 at Buffalo
	8	Dec. 20, 1970 vs. Boston
	8	Nov. 28, 1971 vs. San Diego
	8	Sept. 29, 2016 vs. Miami

MOST FIRST DOWNS ALLOWED

GAME	34	Dec. 20, 1982 at San Diego
	34	Oct. 13, 1985 vs. N.Y. Giants
	33	Nov. 24, 1968 vs. Oakland
	33	Oct. 21, 2018 at Kansas City
	33	Nov. 11, 2018 vs. New Orleans

FEWEST TOTAL NET YARDS ALLOWED

SEASON	2893	1982 (strike season with nine games)
(total)	3552	1972
	3670	1976
	3705	1973
	3906	1971

SEASON	253.71	1972 (3552 yards/14 games)
(average per	262.14	1976 (3670 yards/14 games)
team game)	264.64	1973 (3705 yards/14 games)
	270.44	1983 (4327 yards/16 games)
	279.00	1971 (3906 yards/14 games)

GAME	36	Sept. 26, 1976 vs. Green Bay
	72	Dec. 12, 1976 at N.Y. Jets
	107	Dec. 14, 2014 at Cleveland
	130	Nov. 28, 1971 vs. San Diego
	137	Sept. 17, 1972 at New England

MOST TOTAL NET YARDS ALLOWED

SEASON	6618	2018
(total)	6349	1995
	6299	2019
	6227	2020
	5964	2021

SEASON	413.63	2018 (6618 yards/16 games)
(average per	396.81	1995 (6349 yards/16 games)
team game)	393.69	2019 (6299 yards/16 games)
	389.19	2020 (6227 yards/16 games)
	381.21	1969 (5337 yards/14 games)

GAME	661	Dec. 20, 1982 at San Diego
	604	Nov. 24, 1968 vs. Oakland
	595	Nov. 19, 2006 at New Orleans
	576	Oct. 28, 2018 vs. Tampa Bay
	571	Sept. 15, 2019 vs. San Francisco

FEWEST NET YARDS RUSHING ALLOWED

GAME	11	Dec. 12, 1999 vs. Cleveland
	22	Dec. 23, 1990 vs. Houston Oilers
	25	Sept. 19, 2004 vs. Miami
	26	Sept. 19, 1982 at Pittsburgh (OT)
	27	Oct. 13, 1985 vs. N.Y. Giants
	27	Sept. 15, 1996 vs. New Orleans

MOST NET YARDS RUSHING ALLOWED

GAME	404	Jan. 3, 2021 vs. Baltimore Ravens
	313	Oct. 26, 1969 at Kansas City
	309	Dec. 7, 1969 at Oakland
	293	Nov. 12, 1972 vs. Oakland
	281	Dec. 22, 1985 at New England

FEWEST NET YARDS PASSING ALLOWED

GAME	-35	Sept. 26, 1976 vs. Green Bay
	-4	Oct. 4, 1981 at Houston Oilers
	3	Sept. 15, 1974 vs. Cleveland
	8	Dec. 12, 1976 at N.Y. Jets
	19	Nov. 24, 1991 vs. L.A. Raiders

MOST NET YARDS PASSING ALLOWED

GAME	504	Nov. 19, 2006 at New Orleans
	486	Dec. 20, 1982 at San Diego
	450	Oct. 28, 2018 vs. Tampa Bay
	446	Oct. 30, 2016 vs. Washington (OT) [at London, England]
	443	Oct. 13, 1985 vs. New York Giants

INTERCEPTIONS

SEASON	34	1996
	31	2005
	27	1971
	26	1976
	25	1984

GAME	6	Nov. 28, 1971 vs. San Diego
	6	Dec. 12, 1976 at N.Y. Jets

SACKS

SEASON	51	2012
(total)	48	2001
	46	1976
	45	1992
	45	2011

SEASON	3.29	1976 (46 sacks/14 games)
(average per	3.19	2012 (51 sacks/16 games)
team game)	3.07	1973 (43 sacks/14 games)
	3.00	2001 (48 sacks/16 games)
	2.81	1992 (45 sacks/16 games)
	2.81	2011 (45 sacks/16 games)

GAME	8	Oct. 16, 1994 at Pittsburgh
	8	Dec. 9, 2001 vs. Jacksonville
	7	(nine times; most recently Sept. 10, 2006 at Kansas City)

(Regular-season team records, continued)

PENALTIES		
FEWEST PENALTIES INCURRED		
SEASON	50	1969
	55	1968
	56	1982 (strike season with nine games)
	69	1998
	71	1970
MOST PENALTIES INCURRED		
SEASON	126	1999
	118	1980
	114	2009
	114	2018
	111	1986
	111	2015
GAME	17	Sept. 18, 2005 vs. Minnesota
	16	Oct. 6, 1985 vs. N.Y. Jets
	16	Nov. 7, 1999 at Seattle
	15	(three times; most recently Nov. 21, 1999 vs. Baltimore Ravens)

FEWEST PENALTY YARDS INCURRED		
SEASON	475	1982 (strike season with nine games)
(total)	556	1969
	586	1968
	591	2008
	618	1994
SEASON	36.47	2021 (620 yards/17 games)
(average per	36.94	2008 (591 yards/16 games)
team game)	38.63	1994 (618 yards/16 games)
	38.75	1998 (620 yards/16 games)
	39.19	1990 (627 yards/16 games)
MOST PENALTY YARDS INCURRED		
SEASON	1027	1999
(total)	1027	2017
	1000	2013
	957	2018
	956	1978
SEASON	65.79	1971 (921 yards/14 games)
(average per	64.19	1999 (1027 yards/16 games)
team game)	64.19	2017 (1027 yards/16 games)
	62.50	2013 (1000 yards/16 games)
	61.36	1977 (859 yards/14 games)
GAME	173	Dec. 4, 2017 vs. Pittsburgh
	134	Nov. 10, 2013 at Baltimore Ravens (OT)
	133	Oct. 1, 1978 at San Francisco
	132	Nov. 1, 1987 vs. Houston Oilers
	127	Nov. 21, 1999 vs. Baltimore Ravens

OPPONENTS' INDIVIDUAL RECORDS

SCORING

TOTAL POINTS

GAME	24	Roland Hooks, Sept. 9, 1979 at Buffalo (four rushing TDs)
	24	Az-Zahir Hakim, Oct. 3, 1999 vs. St. Louis Rams (three receiving TDs/one punt return TD)
	24	LaDainian Tomlinson, Nov. 12, 2006 vs. San Diego (four rushing TDs)

TOUCHDOWNS

GAME	4	Roland Hooks, Sept. 9, 1979 at Buffalo (four rushing TDs)
	4	Az-Zahir Hakim, Oct. 3, 1999 vs. St. Louis Rams (three receiving TDs/one punt return TD)
	4	LaDainian Tomlinson, Nov. 12, 2006 vs. San Diego (four rushing TDs)

FIELD GOALS

GAME	7	Cairo Santos, Oct. 4, 2015 vs. Kansas City (seven for seven)
	6	Chris Boswell, Dec. 18, 2016 vs. Pittsburgh (six for six)
	5	(nine times; most recently Chris Boswell, Oct. 22, 2017 at Pittsburgh [five for five])

LONGEST FIELD GOALS

60	Steve Cox, Oct. 21, 1984 vs. Cleveland
59	Michael Badgley, Dec. 9, 2018 at L.A. Chargers
58	Robbie Gould, Sept. 8, 2013 at Chicago
57	Justin Tucker, Nov. 27, 2016 at Baltimore Ravens
56	Josh Lambo, Nov. 5, 2017 at Jacksonville
56	Justin Tucker, Nov. 18, 2018 at Baltimore Ravens

RUSHING

TOTAL RUSHING ATTEMPTS

GAME	45	Jamie Morris, Dec. 17, 1988 vs. Washington (OT) (152 rushing yards)
	41	Franco Harris, Oct. 17, 1976 at Pittsburgh (143 rushing yards)
	40	Adrian Murrell, Sept. 28, 1997 vs. N.Y. Jets (156 rushing yards)

RUSHING YARDS

GAME	227	Priest Holmes, Nov. 22, 1998 vs. Baltimore Ravens (36 attempts)
	216	Jamal Lewis, Sept. 16, 2007 at Cleveland (27 attempts)
	215	Terrell Davis, Sept. 21, 1997 at Denver (27 attempts)
	202	Earl Campbell, Oct. 26, 1980 at Houston Oilers (27 attempts)
	201	Larry Johnson, Jan. 1, 2006 at Kansas City (26 attempts)

RUSHING TOUCHDOWNS

GAME	4	Roland Hooks, Sept. 9, 1979 at Buffalo
	4	LaDainian Tomlinson, Nov. 12, 2006 vs. San Diego
	3	(many times; most recently Larry Johnson, Jan. 1, 2006 at Kansas City)

LONGEST RUSHES

92-td	Bo Jackson, Nov. 5, 1989 at L.A. Raiders
88	Bo Jackson, Dec. 16, 1990 at L.A. Raiders
80-td	Warren McVea, Oct. 26, 1969 at Kansas City

PASSING

TOTAL PASSING ATTEMPTS

GAME	63	Elvis Grbac, Sept. 23, 2001 vs. Baltimore Ravens (33 completions)
	62	Phil Simms, Oct. 13, 1985 vs. N.Y. Giants (40 completions)
	62	Joe Flacco, Sept. 7, 2014 at Baltimore Ravens (35 completions)
	60	Carson Wentz, Dec. 4, 2016 vs. Philadelphia (36 completions)
	58	Donovan McNabb, Nov. 16, 2008 vs. Philadelphia (OT) (28 completions)
	58	Ben Roethlisberger, Sept. 26, 2021 at Pittsburgh (38 completions)

COMPLETIONS

GAME	40	Phil Simms, Oct. 13, 1985 vs. N.Y. Giants (62 attempts)
	39	Andrew Luck, Sept. 9, 2018 at Indianapolis (53 attempts)
	38	Kirk Cousins, Oct. 30, 2016 vs. Washington (OT) (London, Eng.) (56 att.)
	38	Ben Roethlisberger, Sept. 26, 2021 at Pittsburgh (58 attempts)
	37	Drew Brees, Nov. 19, 2006 at New Orleans (52 attempts)
	37	Mike White, Oct. 31, 2021 at N.Y. Jets (45 attempts)

PASSING YARDS

GAME	513	Phil Simms, Oct. 13, 1985 vs. N.Y. Giants (40 comp./62 att.)
	510	Drew Brees, Nov. 19, 2006 at New Orleans (37 comp./52 att.)
	458	Kirk Cousins, Oct. 30, 2016 vs. Wash. (OT) (London, Eng.) (38 comp./56 att.)
	450	Dan Marino, Oct. 1, 1995 vs. Miami (33 comp./48 att.)
	437	Jeff Garcia, Dec. 5, 1999 vs. San Francisco (33 comp./49 att.)

TOUCHDOWN PASSES

GAME	5	Warren Moon, Oct. 14, 1990 at Houston Oilers
	5	Jim Kelly, Oct. 21, 1991 at Buffalo
	5	Warren Moon, Oct. 11, 1992 vs. Houston Oilers
	5	Kelly Holcomb, Nov. 28, 2004 vs. Cleveland
	5	Derek Anderson, Sept. 16, 2007 at Cleveland
	5	Baker Mayfield, Oct. 25, 2020 vs. Cleveland

PASSES HAD INTERCEPTED

GAME	5	Daryle Lamonica, Nov. 2, 1969 vs. Oakland (44 passes)
	5	Daunte Culpepper, Sept. 18, 2005 vs. Minnesota (37 passes)
	5	Kyle Orton, Sept. 25, 2005 at Chicago (39 passes)
	5	Brett Favre, Oct. 30, 2005 vs. Green Bay (39 passes)

LONGEST PASSES

99-td	Jeff Garcia to Andre' Davis.....	Oct. 17, 2004 at Cleveland
94-td	Ben Roethlisberger to Martavis Bryant.....	Dec. 7, 2014 vs. Pittsburgh
87-td	Jerry Rhyme to Charlie Joiner.....	Dec. 13, 1970 at Houston Oilers
87-td	Kyle Orton to Brandon Stokley.....	Sept. 13, 2009 vs. Denver
84-td	Jim Kelly to Chris Burkett.....	Sept. 14, 1986 vs. Buffalo
84-td	Jay Schroeder to Willie Gault.....	Nov. 5, 1989 at L.A. Raiders

RECEIVING

TOTAL RECEPTIONS

GAME	14	Jimmy Smith, Jan. 2, 2000 at Jacksonville (165 receiving yards)
	14	Najee Harris, Sept. 26, 2021 at Pittsburgh (102 receiving yards)
	13	Art Monk, Dec. 15, 1985 at Washington (230 receiving yards)
	13	Hines Ward, Nov. 30, 2003 at Pittsburgh (149 receiving yards)
	13	Steve Smith, Sept. 27, 2015 at Baltimore Ravens (186 receiving yards)
	13	George Kittle, Dec. 12, 2021 vs. San Francisco (OT) (151 rec. yards)

RECEIVING YARDS

GAME	260	Wes Chandler, Dec. 20, 1982 at San Diego (10 receptions)
	230	Art Monk, Dec. 15, 1985 at Washington (13 receptions)
	220	James Lofton, Oct. 21, 1991 at Buffalo (eight receptions)
	220	Cooper Kupp, Oct. 27, 2019 vs. L.A. Rams at London (seven receptions)
	206	Davante Adams, Oct. 10, 2021 vs. Green Bay (OT) (11 receptions)

RECEIVING TOUCHDOWNS

GAME	3	Warren Wells, Dec. 7, 1969 at Oakland
	3	Roger Carr, Sept. 19, 1976 at Baltimore Colts
	3	Haywood Jeffires, Oct. 11, 1992 vs. Houston Oilers
	3	Haywood Jeffires, Nov. 14, 1993 vs. Houston Oilers
	3	Az-Zahir Hakim, Oct. 3, 1999 vs. St. Louis Rams
	3	Steve Heiden, Nov. 28, 2004 vs. Cleveland
	3	Marvin Harrison, Dec. 18, 2006 at Indianapolis
	3	Stevie Johnson, Nov. 21, 2010 vs. Buffalo

PUNTING

TOTAL PUNTS

GAME	12	Bill Van Heusen, Oct. 6, 1968 at Denver (532 punting yards)
	12	Josh Miller, Oct. 15, 2000 at Pittsburgh (526 punting yards)

LONGEST PUNTS

76	Lee Johnson, Sept. 9, 2001 vs. New England
74	Dan Pastorini, Oct. 24, 1976 at Houston Oilers
74	Brad Wing, Dec. 7, 2014 vs. Pittsburgh
74	Brett Kern, Nov. 12, 2017 at Tennessee

PUNT RETURNS

PUNT RETURN YARDS

GAME	153	Steve Smith, Dec. 8, 2002 at Carolina (three returns)
	127	Billy "White Shoes" Johnson, Oct. 5, 1975 at Houston Oilers (six returns)
	120	Josh Cribbs, Oct. 4, 2009 at Cleveland (OT) (six returns)

LONGEST PUNT RETURNS

95-td	Lamont Brightful, Nov. 10, 2002 at Baltimore Ravens
92-td	Eric Metcalf, Sept. 4, 1994 vs. Cleveland
87-td	Jermaine Lewis, Sept. 27, 1998 at Baltimore Ravens
87-td	Steve Smith, Dec. 8, 2002 at Carolina

KICKOFF RETURNS

KICKOFF RETURN YARDS

GAME	229	Desmond Howard, Oct. 28, 2001 at Detroit (five returns)
	220	Terrence McGee, Dec. 24, 2005 vs. Buffalo (five returns)
	212	Richard Alston, Nov. 28, 2004 vs. Cleveland (10 returns)

LONGEST KICKOFF RETURNS

105-td	Mercury Morris, Sept. 14, 1969 vs. Miami
105-td	Trindon Holliday, Nov. 4, 2012 vs. Denver
103-td	Bob Gresham, Sept. 23, 1973 vs. Houston Oilers
101-td	Derrick Mason, Nov. 18, 2001 vs. Tennessee
100-td	Max Anderson, Sept. 22, 1968 vs. Buffalo
100-td	Jon Vaughn, Dec. 20, 1992 vs. New England

INTERCEPTIONS

TOTAL INTERCEPTIONS

GAME	3	Mike Wagner, Oct. 28, 1973 at Pittsburgh
	3	Lee Roy Jordan, Nov. 4, 1973 at Dallas
	3	Anthony Leonard, Oct. 1, 1978 at San Francisco
	3	Todd Scott, Sept. 27, 1992 vs. Minnesota
	3	Antrel Rolle, Nov. 18, 2007 vs. Arizona

LONGEST INTERCEPTION RETURNS

99-td	Denzel Ward, Nov. 7, 2021 vs. Cleveland
98-td	Chad Williams, Dec. 1, 2002 vs. Baltimore Ravens
94-td	Brent Grimes, Oct. 31, 2013 at Miami
89-td	Marcus Peters, Nov. 10, 2019 vs. Baltimore Ravens
85-td	Kelvin Hayden, Dec. 7, 2008 at Indianapolis

**OFFENSIVE TACKLE
WILLIE ANDERSON
[PLAYED 1996-2007]**



TEAM HISTORY

PRE-1966

Paul Brown had left the Cleveland Browns following the 1962 season, with an NFL coaching record of 115-49-6 and three league championships. He had also won four titles with the Browns in the All-America Football Conference, before they joined the NFL. But Brown was ousted from Cleveland by Art Modell, who had bought the Browns franchise in 1961. Despite Brown's founder's status with the Cleveland club, he had never been majority owner, and Modell showed Brown the door while telling the already legendary coach, "This can never be my team as long as you are here." It was a compliment, in a fashion, but it was a bitter blow to pro football's legendary innovator. Brown sought to return to the game, with operational control of a franchise, and in 1965 his son Mike completed a study on pro football expansion. The study recommended Cincinnati as a potential site. Later that year, Paul Brown met with Ohio Governor James Rhodes, who agreed to support a push for a second team for the state.

1966

Faced with serious concerns from the Reds baseball team regarding Crosley Field, as well as with growing civic support to push for pro football, Cincinnati's city council approved the construction of a dual-purpose downtown riverfront stadium, with seating capacity of more than 50,000.

1967

Cincinnati was awarded an American Football League expansion franchise on May 24, and on Sept. 26, the league's ownership decision came down in favor of the group led by Paul Brown. The franchise was to begin play in 1968, but it acquired its first player late in '67, trading two draft picks to the Miami Dolphins for QB John Stofa. And what would the team's nickname be? A Cincinnati newspaper poll showed much sentiment among Queen City fans for the name "Buckeyes," but Brown nixed that idea. Brown said that the name "belonged to Ohio State," and he added that the Buckeyes weren't all that popular in Kentucky, Indiana and West Virginia, which he considered part of a regional fan base for his new team. Ownership instead chose the nickname "Bengals," with Brown making the announcement at an Oct. 26 news conference. The tiger theme was familiar to Brown, who had enjoyed great success with the Massillon (Ohio) High School Tigers early in his coaching career. Also, "Bengals" had been the nickname of a Cincinnati pro football franchise of the late 1930s and early '40s, and Brown had three members of that original Bengals team at his news conference. Brown cited a "precedence for reviving old team nicknames," noting that the Baltimore Colts and Buffalo Bills carried the same nicknames as previous unrelated pro teams in their towns. As for how the original 1930s team came to be known as Bengals, one school of thought associated the name with a hugely popular mid-'30s movie called "The Lives of a Bengal Lancer." The movie dealt not with tigers, but with the exploits of British soldiers in colonial India. That concept was clearly in Paul Brown's mind some 32 years after the movie's 1935 nomination for Best Picture, because Brown said at the nickname news conference, "We mean the tigers, not the lancers." But whatever connection may have been made between the original team and the movie, it seems to have been more a case of coincidence than design. The original Bengals indisputably used tiger images in promoting the team. And Hal Pennington, who coached and managed the original team after his 1934 graduation from Xavier University as a multi-sport star, said in a '67 interview that he named the team to represent a tiger theme. Pennington said he was sitting in his mother's kitchen when he was struck by a product or advertisement — he couldn't remember exactly what — whose trademark included the name "Bengal" and a tiger-head image. "The (tiger) picture was so animated, it inspired me," Pennington recalled. "I just figured 'Bengals' would be a good name for the team."

1968

The Bengals fielded their first team, with an agreement to play two seasons at Nippert Stadium, on the University of Cincinnati campus, during construction of the as-yet-unnamed downtown stadium. The Bengals were placed as the fifth team the AFL's Western Division, bringing league membership to 10. They were awarded 40 veteran players in the AFL allocation draft, but the draft was not generous to Cincinnati, allowing existing teams wide latitude to protect the best talent. Of the 40 selections, only 16 ever played for Cincinnati, and only three would play as many as four seasons. G Pat Matson of Oregon, obtained from the Denver Broncos, would play the most Bengals seasons (seven) of any of the expansion draft signees. In the college draft, the Bengals selected Tennessee

center Bob Johnson as their first pick. Johnson would go on to play 12 Bengals seasons, with an AFL All-Star game selection. The Bengals played their first preseason game on Aug. 3 at Nippert, losing 38-14 to Kansas City before a crowd of 21,682. Jon Stofa was the starting QB against the Chiefs. In the regular season, the Bengals lost their opener at San Diego, with rookie Dewey Warren as starting QB, but Cincinnati won its next two, posting double-digit margins at home over Denver and Buffalo. The team would win only once more, however, finishing 3-11. Though Warren, a sixth-round draft choice from Tennessee, took the first regular-season snap at QB, Stofa and future Bengals head coach Sam Wyche also saw significant time at QB during the season. Regular-season home attendance averaged 25,766. Rookie RB Paul Robinson led the AFL in rushing with 1023 yards and was named AFL Rookie of the Year.

1969

The team selected QB Greg Cook of the University of Cincinnati with its first draft pick (fifth overall), and Cook was an immediate sensation. He led the second-year club to a 3-0 start, including victories over AFL powerhouses Oakland and Kansas City. "If (Cook) stays with it, I've got myself another Otto Graham," Paul Brown said. But Cook suffered a shoulder injury in Cincinnati's Game 3 win over Kansas City, and though he returned to play later in the season, winning the AFL passing title and league Offensive Rookie of the Year honors, he never fully recovered from the injury. The Chillicothe, Ohio native would play in only one more game after '69, and likely more than any other Bengals player, he has inspired thoughts of "what might have been." Cook's average-yards-per-pass-attempt in '69 was 9.41, still a team record through 2021 and the oldest surviving mark in the franchise record book. Although the team faltered after Cook's injury, finishing 4-9-1, Brown was named AFL Coach of the Year, and LB Bill Bergey, the team's second-round draft pick, was named AFL Defensive Rookie of the Year. Local support for the Bengals grew steadily, and on Oct. 7, the club announced that the remainder of the home season at Nippert Stadium was sold out. On Nov. 9, the Bengals played the franchise's first game on an artificial surface, tying Houston 31-31 at the Astrodome. The club experienced a tragedy on the morning of Sept. 15, day of the season opener, when LB Frank Buncom of Southern California, a 29-year-old about to enter his eighth NFL season, was found dead at the team hotel, due to a blood clot that had reached a lung.

1970

The year was a highly significant one for the Bengals, in both a football and a civic sense. On the football side, the Bengals moved into the NFL as part of the league's merger with the AFL. Paul Brown's quest in returning to pro football, following his ouster from Cleveland by Art Modell in 1962, had always been about re-joining the NFL. So when the Bengals began play in the AFL in 1968, it was key for Brown to know that the '70 NFL-AFL merger was already approved. There was much debate and controversy over exactly how the leagues would combine. The Bengals pushed strongly for a full merger, with the 26 clubs divided into two 13-team conferences. Other interests sought to keep the 16 NFL teams and 10 AFL teams in separate conferences of unequal size. But the full-merger view prevailed, with the NFL's Baltimore Colts, Cleveland Browns and Pittsburgh Steelers agreeing to join the 10 AFL teams in the new American Football Conference (AFC). The remaining 13 NFL teams formed the National Conference. The Bengals were part of a four-team AFC Central Division, joined by Cleveland, Pittsburgh and the AFL Houston Oilers. Thus was born the twice-annual "Battle of Ohio" between the Bengals and Browns. The Bengals started horribly on the field, losing six of their first seven games, but they roared to life in winning their last seven and claimed the first AFC Central title at 8-6, by a game over Cleveland. The Bengals became, at that time, the youngest franchise (third year of existence) to reach the NFL playoffs. Baltimore squelched the Bengals 17-0 in the first round of the playoffs, but that Colts club would go on to win Super Bowl V, and Brown won the Associated Press NFL Coach of the Year award. On the civic side, 1970 was the debut season for Cincinnati's dual-sport downtown stadium, which would be the Bengals' home through 1999. It was announced on Jan. 9 that the facility was officially named "Cincinnati Riverfront Stadium," but in popular usage the name soon became just "Riverfront Stadium." Though seating capacity for football varied, due to whether the Reds' home baseball season was still on, the new stadium roughly doubled the capacity of Nippert Stadium. The Bengals first played at Riverfront on Aug. 8, defeating Washington in a preseason game. The first regular-season game was on Sept. 20, a 31-21 win over Oakland, with QB and future Bengals head coach

Sam Wyche scoring the new facility's first regular-season football points, on a five-yard TD run in the first quarter. The club averaged 58,251 home attendance in the regular season. The baseball Reds had begun their tenure at Riverfront with a game vs. Atlanta on June 30.

1971

The Bengals went 5-0-1 in preseason and opened the regular season with high hopes of defending their AFC Central Division title. They started off with a 37-14 rout of Philadelphia at home, but they lost the next seven and finished at 4-10. The puzzling outfit stumbled despite outgaining foes by more than 25 yards per game and posting a plus-16 turnover differential. Six of their losses came by four points or less. QB Sam Wyche, who would become Bengals head coach in 1984, was traded in May to Washington, and Virgil Carter was the starting QB for most of the season. But Carter missed some time with injuries, allowing for the debut of third-round draft pick Ken Anderson, who immediately attracted notice as a prospect of great promise. Anderson could not turn the '71 season around, but it was the start of a 16-year career (longest in Bengals history through 2021) that would end with him holding all the team's major passing records at that time. The first of Anderson's career 197 Bengals TD passes was a five-yarder to WR Eric Crabtree in the fourth quarter of a 20-17 loss on Oct. 3 at Green Bay. On Nov. 28, the Bengals posted the first shutout in franchise history, 31-0 at home over San Diego. Regular-season home attendance was strong in Riverfront Stadium's second year, as the average of 59,266 would not be topped until the 2003 season at Paul Brown Stadium. Cincinnati's Dave Lewis won his second consecutive NFL punting title, averaging 44.8 yards.

1972

The team rallied from the disappointment of 1971 to finish 8-6 for the second time in three seasons. It wasn't enough for a second playoff berth in three years, but Coach Paul Brown said at season's end that the Bengals had met his goal of becoming a "fully competitive" NFL franchise by Year Five. (The Bengals would back up those words by going 38-18 over the next four seasons.) Besides the drama of a playoff bid that ended with a loss to Cleveland in Game 13, the season's major storyline was the battle between veteran Virgil Carter and second-year Ken Anderson for the No. 1 QB spot. Anderson got Brown's nod in preseason, but Carter took the job back for Game 9 vs. Oakland, after Anderson had struggled in a 40-17 loss to Pittsburgh. Carter was injured in the Oakland game, however, and Anderson started Game 10, a 20-19 upset loss to a Baltimore team that had won only twice. Carter started in a Game 11 win at Chicago, but passed for only 120 yards with two INTs, and Anderson was re-installed at No. 1 for a Game 12 win vs. the Giants. Anderson started the crucial Game 13 vs. Cleveland, but he was sidelined with an injury, and the Browns sealed a 27-24 win when Carter suffered an INT by LB Billy Andrews on a short pass to Cleveland's goal line with 0:36 to play. Anderson came back to start the play-for-pride season finale, directing a 61-17 romp at Houston, and Anderson would not again be seriously challenged until 1984, when at age 35 he was bothered by injuries and began to give way to Boomer Esiason. DT Mike Reid, Cincinnati's top pick from the 1970 draft, was the only Bengal named to the Pro Football Writers' first-team All-Pro squad, but rookie S Tommy Casanova also made a big impression and was voted by his teammates as the club's MVP. The 61 points scored at Houston stands through 2021 as a club record and has been matched just once since, in a 61-7 win vs. the same Houston franchise in 1989.

1973

The Bengals claimed their second AFC Central title in the division's four-year existence, winning their last six games after a 4-4 start and claiming the crown over 10-4 Pittsburgh via conference-record tiebreaker. The Bengals' rivalry with the Steelers heated up in '73, with Pittsburgh QB Terry Bradshaw saying, "I'd really rather beat Cincinnati than anybody." The Bengals and Steelers split their two season meetings. In postseason, the Bengals lost 34-16 at Miami, which would go on to win Super Bowl VIII. It marked the second time in two playoff appearances that the Bengals were eliminated by the team that would go on to win it all. Though the schedule at this time remained at just 14 games, the Bengals missed by just 15 total yards having two 1000-yard rushers. Veteran Essex Johnson had 997 yards, and bruising 12th-round draft choice Boobie Clark had 988. Clark was named AFC Rookie of the Year. Through 2021, only seven teams in NFL history have had two 1000-yard rushers in a season (Bengals not among them), and five of those instances came in 16-game seasons. The '73 offense was further improved by WR Isaac Curtis, a first-round draft pick who would go on to play 12 excellent seasons for Cincinnati. The NFL's rules on home television blackouts were changed for 1973, with blackouts

lifted on games sold out 72 hours in advance, and the Sept. 24 game vs. Houston — a 24-10 Bengals victory — became the first Bengals home contest with live local TV. Paul Brown turned 65 on Sept. 7, but retirement was not on his mind. He would go on to serve through 1975 as head coach, and he would remain the Bengals' chief executive until his death in 1991 at age 82.

1974

A break-even (7-7) season for Cincinnati included the individual highlight of QB Ken Anderson winning the first of his four NFL passing titles. He posted a league-best 95.7 rating, with 213 completions in 328 attempts (64.9 percent) for 2667 yards, with 18 TDs and 10 INTs. In a Nov. 10 win vs. Pittsburgh, Anderson set a Bengals record (still standing through 2021) for completion percentage, ringing up a 90.9 by connecting on 20-of-22. Through 2021, that still is eighth-best in NFL history (minimum 20 attempts). CB Lemar Parrish led the NFL in punt returns, with an 18.8-yard average that remains (through 2021) as the franchise record. The Bengals were 7-4 through 11 games, but were still a game and a half behind first-place Pittsburgh, and Cincinnati lost its last three contests. The Bengals swept the "Battle of Ohio" series vs. Cleveland for the first time, winning 33-7 at home in the season opener and 34-24 at Cleveland in Game 5. The campaign was preceded by a tumultuous offseason. Labor unrest roiled the league scene well into the preseason. The NFL Players Association called a strike, but not all players were on board, and most teams welcomed willing veterans into training camps. The Bengals were at the top in terms of veterans reporting to camp. Early preseason games were played with large numbers of rookies and other new personnel, however, and the Bengals offered fans refunds to those games. Most fans kept their tickets. The strike effort dwindled as preseason neared its end, and the regular season opened normally. Prior to preseason, the Bengals were in the thick of an NFL battle against player raids by the new World Football League, as they disputed the WFL Philadelphia franchise's signing of star LB Bill Bergey to a contract to begin in 1976, even though Bergey still was obligated to the Bengals through 1975. The Bengals lost that battle in court, but the decision wound up being moot. Bergey's offers from the unstable new league eventually fell through, and on July 10 of '74, Cincinnati traded Bergey to Philadelphia's NFL team, the Eagles, for first-round draft choices in 1976 and '77, plus a second-rounder in '77.

1975

In their final season with Paul Brown as head coach, the Bengals opened with six straight wins and went on to post an 11-3 record. Their .786 winning percentage stands through 2021 as the best in franchise history, and their plus-differential in yards per game (81.2, on 361.4 offensively vs. 280.2 defensively) also stands through '21 as a franchise record. The team also set a franchise record for fumble recoveries per game (1.57, on 22 total; still stands through '21). But two of Cincinnati's losses were to AFC Central Division rival Pittsburgh, and the Steelers took the division title at 12-2, setting up their drive to the Super Bowl X championship. The Bengals qualified as the AFC Wild Card team for the playoffs, but had to play on the road at Oakland, which also had finished 11-3, and the Raiders prevailed, 31-28, withstanding a Bengals rally from a 31-14 deficit. QB Ken Anderson won the second of his four NFL passing championships, with a 93.9 rating, and he was also named Dodge NFL Man of the Year, an award reflecting both athletic and civic achievement. Attempts to revive the injury-plagued career of iconic QB Greg Cook ended on July 9, when the Bengals allowed Kansas City to claim Cook on waivers. Cook played in preseason for the Chiefs but did not reach the regular season with the club. The Bengals opened the preseason in the Hall of Fame game at Canton, Ohio, playing Washington on Aug. 2 on a day when the on-field temperature was estimated at 105, believed to be the hottest conditions ever (through 2021) for any Bengals game. Labor unrest forced the preseason to unfold under another strike threat, but it was averted just before the regular season began. The Bengals defense was strong despite the pre-training camp loss of Pro Bowl DT Mike Reid, who retired at age 26 to pursue a career in music. The last player still with the Bengals from the 1968 expansion draft, G Pat Matson, was traded to Green Bay on Sept. 10. Prior to the season, Paul Brown hired Kim Wood as the first strength coach in team history, citing a need for a thorough year-round conditioning program for players. Wood would serve in the job through 2002.

1976

On Jan. 1, Paul Brown announced his retirement as head coach, while remaining general manager and overall chief executive. Brown had coached 41 seasons at various levels of football, with a career including dominance at the high school level, a national championship at Ohio State, and an AAFC and NFL dynasty with the Cleveland Browns. Brown also led the expansion Bengals into the playoffs in their third season (1970), making them the "youngest franchise" in

league history at that time to reach postseason. His overall coaching record was 342-126-15, for a winning percentage of .724. Brown named Bill "Tiger" Johnson, Bengals offensive line coach since the franchise's inception, as his successor as head coach. Johnson led the team to a 10-4 record, tied with Pittsburgh atop the AFC Central, but the Steelers won a tiebreaker (head-to-head sweep) for the division title, and the Bengals lost out to 11-3 New England for what was then a lone AFC Wild Card spot in the playoffs. The Bengals' .714 winning percentage is the highest (through 2021) of any Cincinnati team not to make the playoffs. The Bengals entered the final regular-season weekend tied with Pittsburgh at 9-4, but the Steelers clinched the playoff spot with a Saturday win against Houston. The Bengals were playing only for pride the following day when they swamped the N.Y. Jets 42-3 in what was to be the last Jets appearance by Hall of Fame QB Joe Namath. The Bengals acquired defensive end Coy Bacon in a March 31 trade with San Diego for WR Charlie Joiner, and Bacon contributed 22.0 sacks, still the Bengals record through 2021, and by a margin of 8.0. The team had 46 sacks, and its average of 3.29 per game still is the franchise record through 2021. Also still a record through '21 is the club's average yield of only 15.0 points per game. CB Ken Riley led the AFC with nine INTs. In the first round of the draft, Cincinnati selected HB Archie Griffin, the two-time Heisman Trophy winner from Ohio State, and Griffin went on to play for the Bengals through 1983.

1977

Head coach Bill Johnson posted a second straight winning record (8-6), but the team missed the playoffs, one game behind AFC Central champion Pittsburgh. The Bengals logged a huge win in Game 15, beating Pittsburgh 17-10 in a Saturday afternoon contest at frigid Riverfront Stadium (temperatures hovering between five and 10 degrees). The game left the teams tied for the division lead, and the Bengals were assured of winning a season-end tiebreaker, based on better point differential in their 1-1 season split with the Steelers. But on the final weekend, Pittsburgh won 10-9 over San Diego, and the Bengals fell 21-16 at Houston. The Oilers tied the Bengals' 8-6 record and officially took second place in a tiebreaker, but Houston also missed the postseason. The Bengals rallied into contention after a 2-3 start that included a season-opening loss to underdog Cleveland, the first time the Bengals had lost in a season opener played at home, following six straight wins in that situation. On Nov. 13 at Minnesota, QB Ken Anderson and WR Billy Brooks teamed up for a 94-yard TD pass, which stands through 2021 as the longest pass play in franchise history. The season ended the NFL's 17-year run (1961-77) of playing a 14-game regular-season schedule.

1978

The Bengals and the NFL played the first year with a 16-game schedule, and it was a long 16 for Cincinnati. QB Ken Anderson missed the first four games with a broken bone in his right hand, and Bill Johnson resigned as head coach following an 0-5 start. Among the first four games, Cincinnati's losing margins included one point (vs. Kansas City), three points (in overtime at Cleveland) and two points (vs. New Orleans). Johnson was replaced as head coach by Homer Rice, who had joined the staff for '78 as quarterbacks coach. The team dropped to a 1-12 mark before rallying to win the last three games. The Bengals closed the year with a 48-16 rout of Cleveland, a 32-point winning margin that stood until 2015 as Cincinnati's largest in the Battle of Ohio series. Prior to the season, CB Lemar Parrish and DE Coy Bacon were traded to Washington for the Redskins' first-round draft pick in 1979 (used to select RB Charles Alexander). Two Pro Bowlers, TE Bob Trumpy and S Tommy Casanova, retired prior to the season. On July 26, Paul Brown's eldest son, Robin, died of cancer at age 46, and Paul Brown had to cancel plans to be the presenter for Weeb Ewbank at Ewbank's Pro Football Hall of Fame induction. The Ben-Gals cheerleaders were in the news in '78. They attracted considerable new attention, going away from their "malt shop" look to a more revealing uniform, described at the time as "chic, smart and sexy, but not vulgar."

1979

Fullback Pete Johnson powered his way to 15 TDs, a club record at the time. But the team finished 4-12 in its only full season under head coach Homer Rice, who was released the day after the Dec. 16 season finale. The team struggled despite a plus-15 mark in turnover differential (44 takeaways, 29 giveaways). On Dec. 28, Rice was replaced by former Cleveland Browns head coach Forrest Gregg, who resigned as head coach of the CFL Toronto Argonauts to take the job. During the season, controversy flared over the publication of "PB: The Paul Brown Story," an autobiography written by Brown in collaboration with sportswriter Jack Clary. The book included lengthy and explicit criticism of

Cleveland Browns owner Art Modell, who had fired Brown as Cleveland head coach after the 1962 season. Modell made a formal complaint to the league office, charging Brown with violating league policy on public criticism of other teams' management. Brown eventually was fined \$10,000 by Pete Rozelle, whose appointment as NFL Commissioner in 1960 had been spearheaded by Brown. After paying his fine, Brown told reporters, "I have sent (Rozelle) his check, but I stand by the book as written. His (Rozelle's) action is not based on any judgment on the facts I have presented." Prior to the season, on Jan. 17, the Bengals created the coaching staff's first full-time position in charge of special teams, hiring Frank Gansz. On Nov. 14, after an injury to C Blair Bush, C Bob Johnson was coaxed out of retirement and played the remainder of the season. Johnson was the team's original No. 1 draft pick in 1968, and when he hung up his cleats for good after the '79 season, it marked the final departure of the last player who had been on the inaugural '68 club. On Sept. 23 vs. Houston, Bengal Chris Bahr kicked a 55-yard FG, which would stand alone as longest in franchise history for 33 years, until Mike Nugent tied it in 2012.

1980

Forrest Gregg managed only a 6-10 record in his first season as head coach, but he was laying the groundwork for a trip to the Super Bowl the following year. The first building block in that plan was the drafting of Southern California OT Anthony Munoz with the No. 3 overall selection. Munoz, who 18 years later would be a first-ballot Hall-of-Fame inductee, having played his entire career with Cincinnati, was enthusiastically endorsed by Gregg as Cincinnati's top choice. Gregg's deciding moment came when he was accidentally knocked to the ground by an errant Munoz forearm while working Munoz out in a supposedly "light-contact" drill on a scouting trip. Gregg himself was a Hall of Fame OT, inducted in 1977. After drafting Munoz, the Bengals endured a high-profile and acrimonious contract negotiation with Munoz agent Mike Trope. But Munoz was signed just before training camp, hyped as "the NFL's first million-dollar offensive tackle," and he started all season at LOT. Gregg instituted notably tougher discipline policies on Bengals players and became the first Cincinnati head coach to insist players wear sport coats and ties on road trips. But on the field, QB Ken Anderson was injury-plagued and wound up splitting time with Jack Thompson on an offense whose 244 total points ranked last in the AFC. Gregg notched two of his wins against defending league champion Pittsburgh, but his club lost twice to eventual AFC Central champ Cleveland, which had fired him as head coach after the 1977 campaign.

1981

The Bengals began the year with a dramatically redesigned uniform, highlighted by their now-signature striped helmets, and they ended the season in the Super Bowl, losing a heartbreaking 26-21 decision to San Francisco. The Bengals were favored in Super Bowl XVI at Pontiac, Mich., but they finished minus-three in turnover differential and fell short in trying to erase a 20-0 halftime deficit. Still, it was a foundational year for Bengals-mania in the Tri-State. Coach Forrest Gregg's second Bengals edition won the AFC Central Division title by four games, with a 12-4 record, and they won home playoff games over Buffalo and San Diego. Cincinnati's 27-7 "Freezer Bowl" AFC Championship win over the Chargers was played in conditions of minus-59 wind chill, still the lowest in NFL history through 2021 (the recorded temperature was minus-nine, still second lowest in league history). Attendance at the Freezer Bowl was 46,302, more than creditable considering the weather, and attendance at the game is such a point of pride among longtime fans, it's said jokingly that more than 10 times that number of 46,302 now claim to have been in the stands. QB Ken Anderson earned NFL Most Valuable Player honors with a league-best and career-high passer rating of 98.4. With 29 TD passes and just 10 INTs, Anderson posted a 2.9-to-1 ratio, best in franchise history until 2015. TE Dan Ross and rookie WR Cris Collinsworth had big receiving years. Ross' 71 receptions was a club record to that point. FB Pete Johnson rumbled for a then club-record 1077 rushing yards, with 12 TDs. Future Hall of Fame OT Anthony Munoz played his second season and earned his first of what would be a Bengals-record 11 Pro Bowl berths. Defensively, the front line trio of DEs Ross Browner and Eddie Edwards and DT Wilson Whitley were in the fourth of their five seasons starting together. An outstanding veteran LB corps of Jim LeClair, Reggie Williams, Glenn Cameron and Bo Harris finished 1-4 in tackles. CB Ken Riley, by far the franchise's all-time INT leader, was in the 13th of his 15-season Bengals career. For QB Anderson, getting to his eventual season accolades was no easy journey. The year began with Anderson trade rumors (nothing materialized), and Anderson went through preseason in an open competition with Jack Thompson, the franchise's No. 1 draft pick from 1979. Anderson became sure of the season-opening job only when Thompson became unavailable, due to an injury in the final preseason contest. Anderson fared poorly in the season opener vs. Seattle

and was benched in favor of Turk Schonert. But although Schonert was a hero that day, leading a wild come-from-behind win, Anderson was re-installed by Gregg the following week and went on to his memorable season. Cincinnati swooned over rookie WR Collinsworth, who produced the franchise's first 1000-yard receiving season (1009) and displayed a magnetic personality that by year's end infected fans far beyond the Queen City. In December, Collinsworth became the first Bengals player featured on a Sports Illustrated cover. The offense had four Pro Bowlers (Anderson, Collinsworth, Johnson and Munoz), and the special teams had one (P Pat McNally), but the defense had none. Paul Brown was named NFL Executive of the Year by The Sporting News. Tickets for Super Bowl XVI were only \$40 face value. It was also an historic year for technology in the Bengals organization. On Sept. 25, it was confirmed to media that the club had bought and installed its first office-wide computer system, with "several terminals available for the ticket office and other business needs." As noted above, the new uniforms for 1981 featured tiger-striped helmets, and they made quite a splash. The design was chosen by Paul Brown, who said he wanted the helmet to be "instantly recognizable even from a distance." The bold look sparked debate among fans, and the Cincinnati Enquirer quoted a source from NFL Properties as saying "the design was not our first choice" among several presented to the Bengals. "But," the Enquirer source continued, "these helmets will definitely get recognized." Indeed, they have become an institution, still distinctive among NFL headgear after more than 40 years.

1982

The Bengals finished a strike-shortened season at 7-2, tied for the second-best record in the AFC. QB Ken Anderson was at the height of his Cincinnati prowess, winning his fourth NFL passing title (95.3 rating). Anderson stands through 2021 as the only Bengal to win more than two major NFL season titles of any variety. Anderson's 70.55 completion percentage was an NFL season record at the time, and through '21 it still stands as eighth-best in league history. Anderson also set a standing Bengals season record for passing yards per game, at 277.2. Isaac Curtis and Cris Collinsworth were in their second year as a Cadillac duo at wide receiver, helping Anderson to his high marks. But a players' strike began after Week 2 and lasted 57 days, until Nov. 17. Games scheduled in Weeks 3-9 wound up being canceled, and Week 10 games were rescheduled for Jan. 2, a week after the regular season had been scheduled to end. They were the first NFL regular-season games not played in the calendar year of the season. The defending AFC champion Bengals split their first two games, and when play resumed after the strike, they established themselves as again one of the top clubs in the conference, winning four straight to stand at 5-1. Cincinnati was 6-1 in its seven post-strike games, the only loss being a memorable 50-34 Monday night shootout at San Diego. In that game, Anderson set a Bengals record for completions (40) that still stands through 2021, but the Chargers' 661 yards net offense stands as the most ever allowed by the Bengals, and Chargers WR Wes Chandler set a Cincinnati opponents' record (which still stands through 2021) with 260 receiving yards. Buoyed by the previous season's AFC championship and the strong regular-season finish, Bengals fans had high hopes of a second straight Super Bowl appearance as the playoffs began. But in one of the most stunning losses in Bengals history, Cincinnati opened an expanded playoff format by falling 44-17 to the underdog N.Y. Jets at Riverfront Stadium. The Jets' point total stands through 2021 as the most ever in the playoffs against the Bengals, and Freeman McNeil's 202 rushing yards also still stand as a Bengals opponent playoff record. Four Bengals went to the Pro Bowl — Anderson, WR Cris Collinsworth, OT Anthony Munoz and TE Dan Ross. The nine regular-season games played were the fewest in the NFL since 1934, the year before the league adopted standard number of games for all teams. Bengals players were among the first to vote as a team to end the strike, doing so Nov. 11 in a meeting at the club's Spinney Field practice facility.

1983

It was a tumultuous year from start to finish as the Bengals posted a 7-9 record, dropping from the postseason picture after going 19-6 over the previous two regular seasons. In January, the new United States Football League announced that it would begin play in the spring of 1984, and the USFL roiled the '83 offseason by pursuing contracts with NFL players and coaches, including a number of Bengals. G Dave Lapham and TE Dan Ross signed "future contracts" with the new league for 1984, and they would indeed go there, but they played out their Bengals contracts for Cincinnati in '83. The biggest stunner to Cincinnati fans came June 27, when star WR Cris Collinsworth signed a future contract to begin in 1985 with the USFL Tampa Bay Bandits. But over an extended period of angst in Bengals Nation, extending into February 1985, Collinsworth and Bandits

owner John Bassett never fully consummated their deal. Collinsworth wound up playing his full pro football career (through 1988) with the Bengals. In July, offensive coordinator Lindy Infante signed a future deal as head coach of the USFL Jacksonville Bulls, and rather than let him coach in Cincinnati under his '83 contract, the Bengals fired him for breach of contract. On June 2, once highly-touted QB Jack Thompson was traded to the Tampa Bay Bucs for a 1984 first-round draft choice. On July 26, Bengals DE Ross Browner and FB Pete Johnson were among the first four NFL players ever suspended by the NFL for illegal drug activity. They missed all of training camp and Games 1-4 of the regular season. The team lost six of its first seven games, and in Game 6, a Monday night Riverfront Stadium visit by Pittsburgh, Steelers DE Keith Gary inflicted a severe neck sprain on QB Ken Anderson, bringing him down with a visually sickening twist of the face mask. Though Gary would in the end be only fined by the NFL (not suspended), the play proved to be key in raising NFL awareness that QBs were often in vulnerable positions and needed more rules protection. "It's fortunate (the play) was on national television," said Paul Brown. "Maybe now it won't be repeated." Anderson missed the next three games. On Nov. 20 vs. Houston, an obscure rookie drafted in the 10th round made his first NFL start, as an injury replacement. The player was Tim Krumrie, who would take over as full-time starter the next season and become one of the best defensive linemen and most admired players in franchise history. The Bengals rallied to finish 6-3 over their last nine games, and coach Forrest Gregg was under contract through 1984. But on Dec. 24, Gregg resigned with the team's blessing to take the head coaching job in Green Bay, where he had played his way into the Hall of Fame as an offensive tackle. On Dec. 29, the Bengals replaced Gregg with Indiana University head coach Sam Wyche, a former Bengals QB who five years later would join Gregg as the only other Bengal coach to take the team to the Super Bowl at the time. Despite their disappointing season, the Bengals led the NFL in total defense under Gregg and coordinator Hank Bullough, allowing only 270.4 yards per game. The performance stands through 2019 as the club's only No. 1 defensive ranking.

1984

Rookie head coach Sam Wyche took the Bengals on a wild ride that ended just short of a playoff berth. The team rose from an 0-5 start to finish 8-8, winning its last four. After routing Buffalo 52-21 in a 1 p.m. ET season finale, the Bengals needed the 11-4 L.A. Raiders to win at home over 8-7 Pittsburgh in a 4 p.m. game. That result would have produced a Bengals-Steelers tie for the AFC Central title, and the Bengals would have been declared champions via tiebreaker. But the Steelers dashed Cincinnati's hopes in a 13-7 win over the Raiders, as Wyche and a number of invited media members watched on television at the coach's home. Wyche juggled his quarterbacks all season, due to injuries and/or coaching decisions. Ken Anderson began and finished the year as No. 1, starting nine games, but rookie Boomer Esiason started four and veteran Turk Schonert started three. Esiason made the first of his eventual 123 Bengals starts on Oct. 7 vs. Houston, in a battle of 0-5 teams. Esiason didn't dazzle, passing for 159 yards with no TDs and two INTs, but the Bengals won 13-3, and Esiason would finish 3-1 in his four starts on the year. Prior to the season, it was a big year for Cincinnati in the trade department. The Bengals entered April holding the No. 1 overall pick in the draft, via their 1983 trade of QB Jack Thompson to Tampa Bay. But with the top prospect, Brigham Young QB Steve Young, having signed with the USFL Los Angeles Express, the Bengals traded the pick on April 5 to New England, gaining the Nos. 16 and 28 spots in round one. The Bengals selected DE Pete Koch of Maryland at No. 16 and G Brian Blados of North Carolina at No. 28. The Patriots used the No. 1 pick on Nebraska WR Irving Fryar. On May 29, the Bengals made arguably the best straight player-for-player trade in franchise history, sending FB Pete Johnson to San Diego for RB James Brooks. Johnson would prove to be on the downside of his career, while Brooks would have a stellar Bengals tenure through 1991. The year 1984 was, and remains through 2021, just the second time in club history for the Bengals to have three first-round draft picks (first year was 1977). With their first overall selection in '84, the Bengals chose LB Ricky Hunley of Arizona, but Hunley became (and remains through 2021) the only Bengals first-rounder never to sign with Cincinnati. Hunley's stalemated contract negotiations set a Bengals record for length, and on Oct. 9, he was traded to Denver for three future selections, two of which brought Cincinnati productive WR Tim McGee (first round 1986) and Pro Bowl S David Fulcher (third round 1986).

1985

The 7-9 Bengals scored 441 points in Sam Wyche's second season as head coach, a club record at the time. But their 437 points allowed also was a record to that point. Rookie WR Eddie Brown, who had surprisingly been available with the No. 13 pick in the '85 draft, missed the first 18 days of training camp due to

contract talks, but he wound up as Associated Press NFL Rookie of the Year after catching 53 passes for 942 yards and eight TDs. Bengals icon Ken Anderson opened the season as the starting QB, but the 15th-year vet was supplanted in Game 3 by second-year pro Boomer Esiason, who went on to pass for 27 TDs and just 12 INTs while posting a 93.2 passer rating. The team rebounded from an 0-3 start to stand 7-7 after a rousing 50-24 win over Dallas, and a playoff berth was clearly within range in an AFC Central Division race in which no team was able to dominate. But in Game 15, the Bengals lost 27-24 at Washington after leading 24-7, and their only hope for the playoffs entering the final weekend was via tiebreaker in a possible three-way deadlock with Pittsburgh and Cleveland. The day before their season finale at New England, they were eliminated — and Cleveland became division champion — when Pittsburgh lost a Saturday game to the N.Y. Giants. Prior to and during the season, the team had a number of high-profile personnel issues. Star WR Cris Collinsworth, who had stunned Cincinnati fans in 1983 by signing a “future contract” with the United States Football League’s Tampa Bay Bandits, was to join the Bandits for their 1985 spring season. But after a soap-opera series of “will he go or will he stay?” events, Collinsworth re-signed with Cincinnati on Feb. 27. WR Isaac Curtis, a premier Bengal for 12 years, was released in July and shortly thereafter announced his retirement from pro football. DE Ross Browner went to Houston of the USFL in the spring, but he re-signed with Cincinnati in late August. TE Dan Ross, another ex-Bengal who had gone to the USFL, was re-acquired by Cincinnati in late August but was traded to Seattle in October.

1986

The 1986 team was the second Bengals club, and the last one through 2021, to win 10 or more games and not make the playoffs. They lost their chance for a division title when they were bombed 34-3 by eventual champ Cleveland in Game 15 at Riverfront Stadium, but they stayed alive for a Wild Card berth to the very end. After swamping the N.Y. Jets 52-21 on the season’s final Sunday, they were set to qualify with a Miami win over visiting New England on Monday night. But as many Bengals players gathered to watch at a popular Cincinnati night spot, the Patriots won 34-27, taking the AFC East title by a game over the Jets and eliminating Cincinnati from postseason. The 10-6 Jets and 10-6 Chiefs took the Wild Card spots over the Bengals via tiebreaker, with better records against AFC foes. In his first full season as Bengals starting QB, Boomer Esiason passed for a then-club-record 3959 yards, and RB James Brooks posted a club record that still stands through 2021 for yards from scrimmage (1773, on 1087 rushing and 686 receiving). LB Reggie Williams won the prestigious NFL Man of the Year award, for his combined football and community efforts. In late July, the NFL completed successful defense of a multi-million-dollar antitrust suit filed by the United States Football League. The courts ruled technically in favor of the USFL, but awarded only a token \$1 in damages. “(The suit) could have been catastrophic to the NFL,” Bengals assistant GM Mike Brown told reporters. “We are glad to see it end in what we consider a complete victory.” In ‘86, the NFL began the regular use of instant replay officiating and stepped up its drug-testing program, two measures that were supported by the Bengals. After a year of instant replay, however, the Bengals would join a minority of teams that unsuccessfully opposed its continuation.

1987

The Bengals entered the season with big plans, after finishing 10-6 in 1986, but their aspirations were to be dashed. They started 1-1, but the loss was an exceedingly painful one, as Cincinnati lost to San Francisco despite having a lead and the ball with :06 to play. After that loss, the NFL players’ union went on strike. Games scheduled for Week 3 were canceled, and the next three games were played primarily by replacement players. Cincinnati went 1-2 in the three “replacement games.” The replacement-player strategy led to picketing by Bengals veterans outside the team’s practice facility, but replacement ball was effective in breaking the strike. A total of 85 NFL veterans crossed picket lines to play in the first replacement games, and though the Bengals were a stronger union team than many, LB Reggie Williams was among the 85. The flow increased after the first replacement weekend, though the Bengals had only one additional defection from the strike ranks, DE Eddie Edwards. But veterans agreed leaguewide to return for Game 6 and beyond, without a settlement to their labor issues. The “real Bengals,” however, could not get it back together again, posting a 2-8 record after their return, for a 4-11 overall team finish. The season ended with widespread speculation that fourth-year head coach Sam Wyche would be replaced, but Bengals general manager Paul Brown announced

Dec. 30 that the club would honor the final year of Wyche’s five-year contract. Brown termed the 1987 season “an aberration” for which Wyche should not take the brunt of blame, and looking ahead to 1988, Brown told media, “We have a team with talent, and yours truly does not consider this to be a rebuilding year.” Brown and Wyche, of course, were to be vindicated as the Bengals would go on to win the 1988 AFC Championship. One bright spot from ‘87 was the first Pro Bowl berth for NT Tim Krumrie, the 10th-round ‘83 draft choice who had already earned status as a key player and fan favorite. Prior to the ‘87 campaign, Bengals Nation saw the end of an era, as QB Ken Anderson announced his retirement on June 2. The 1986 season had been Anderson’s 16th as a Bengal, a term that stands through 2021 as the longest in franchise history. Anderson had participated in the team’s spring minicamp, but he changed his mind about a 17th season following a late May exam that showed reduced strength in his right (throwing) shoulder. “The doc told me, ‘You’re starting to wear out a little bit,’ ” Anderson said, “and there is life after football. I want to make sure that I can continue to play golf and otherwise enjoy that life.”

1988

Snubbed on the NFL’s prime-time TV schedule after a 4-11 season, the Bengals staged one of the biggest turnarounds in NFL history, posting a 12-4 record. They clinched the AFC home field advantage for the playoffs, and they won games at Riverfront Stadium over Seattle and Buffalo before losing a dramatic Super Bowl XXIII by 20-16 to San Francisco at Joe Robbie Stadium in Miami. In the Super Bowl, the Bengals took a 16-13 lead on a 40-yard Jim Breech FG with 3:20 remaining, but the 49ers drove 92 yards in 11 plays to seize victory with 0:34 to play, on a 10-yard pass from Joe Montana to John Taylor. The Bengals suffered two dramatic player losses for the Super Bowl, as troubled FB Stanley Wilson missed the Sunday game due to a Saturday night drug relapse, and Pro Bowl NT Tim Krumrie suffered a broken leg early in the first quarter, with TV cameras catching the fracture in grim detail. NFL Commissioner Pete Rozelle called Super Bowl XXIII the most exciting to that point in history of the game, which had recently suffered from very lopsided results. (The five previous winners had an average victory margin of 27.6 points). Nine Bengals were selected for the Pro Bowl, a club record that still stands through 2021. FB Ickey Woods did not make the Pro Bowl, but in his only full season of a career later derailed by injuries, he rushed for 1066 yards and a club-record 15 rushing TDs. His “Ickey Shuffle” dance became an iconic TD celebration nationally and would bring him widespread notice for many years, despite the brevity of his playing career. Sam Wyche, whose continued status as head coach was questioned by many entering the season, was named NFL Coach of the Year by the Pro Football Writers Association. But the more prestigious coaching award, from Associated Press, went to Mike Ditka of Chicago, whose team lost 28-3 in the NFC Championship game. Cincinnati’s two playoff wins were fraught with high-level controversy over Wyche’s hurry-up “no huddle” offense. In the Divisional game, Seattle players transparently feigned injuries to buy time for situational defensive substitutions, and that flap, raised to a higher level by comments from Buffalo coach Marv Levy, led the NFL to ban the no-huddle for the AFC Championship game against the Bills. But the Bengals dispatched Buffalo 21-10 without their full bag of tricks, and the NFL later admitted its ban was a mistake. The Bengals were allowed to use the no-huddle in the Super Bowl. In developments prior to the season, the Ben-Gals cheerleading squad was reinstated after a year’s absence — “We heard from the fans that they wanted them back,” said assistant general manager Mike Brown — and LB Reggie Williams on June 16 became the first (and still only through 2021) Bengal to serve on Cincinnati City Council, appointed by the Charter Party to a seat from which Charterite Arn Bortz had retired. In January of ‘88, Williams had received the “Sportsman of the Year” award from Sports Illustrated, and he was presented the award by President Reagan in a ceremony at the White House.

1989

The defending AFC champions showed the ability to be among the NFL’s most powerful teams, winning games by scores of 41-10, 56-23, 42-7 and 61-7. But injuries and inconsistencies defined the season, and Cincinnati finished 8-8 and out of the playoffs despite outscoring foes by 404-285. The plus-119 point differential stands through 2021 as the biggest plus in NFL history by a team without a winning record. The Bengals had a chance to claim a Wild Card berth in the final game of the league’s regular season, a Monday night (Christmas night) match in Minnesota. But the Vikings, needing a win to clinch the NFL Central title, prevailed by 29-21. The Bengals started 4-1 but lost four of their next five. Colorful and controversial head coach Sam Wyche helped keep fans’ emotions high as he sparred throughout the season with division rivals Cleveland and Houston. Wyche took repeated issue with rowdy crowd behavior in

Cleveland Stadium's "Dawg Pound," and when Bengals fans threw snowballs on the field during a Dec. 10 home game vs. Seattle, Wyche grabbed a public address microphone and scolded the crowd, saying "You don't live in Cleveland, you live in Cincinnati." The next week, in the highest-drama moment of Wyche's long feud with Houston coach Jerry Glanville, Wyche eschewed running out the clock in the final minute despite holding a 58-7 lead over the Oilers. He called for a FG and got a 61-7 conquest, then blasted Glanville as a "phony" in his post-game news conference. Prior to the season, iconic Bengals WR Cris Collinsworth was released in final cuts. On Sept. 17 vs. Pittsburgh, 1988 rookie sensation Ickey Woods suffered a knee injury that would play a big part in short-circuiting his career. Woods would play only two more partial seasons (1990 and '91). On May 11, the long-troubled saga of Bengals FB Stanley Wilson ended when Wilson was permanently barred from the NFL by Commissioner Pete Rozelle. NFL fans had been shocked in March when Rozelle announced his impending retirement. Rozelle, noted often as the most successful sports commissioner in United States history, had been boosted into the job in 1960 as an unknown compromise candidate supported by the Bengals' Paul Brown. Rozelle was replaced by Paul Tagliabue on Oct. 26. The '89 draft stands through 2021 as the only one in which Cincinnati did not exercise a first-round choice. Slated originally to have the next-to-last selection in round one, the Bengals traded down with Atlanta and made RB Eric Ball their first selection, with the seventh pick of Round 2. LB Reggie Williams retired with the end of the season, his 14th as a Bengal. In November, Williams was elected to Cincinnati City Council, after having already served five months as an appointed replacement to fill a Charter Party vacancy.

1990

The Bengals weathered a season with the only five-game road trip in franchise history, finishing 9-7 and claiming the AFC Central title out of a three-way tie with Houston and Pittsburgh. Cincinnati finished first based on best head-to-head record against the other two teams (3-1). Houston earned a Wild Card berth, and Pittsburgh missed postseason, based on the Oilers topping the Steelers in the tiebreaker of record against all AFC opponents. The Bengals had no assurance of making the playoffs entering the season's final day, but they earned the division title by beating Cleveland in an afternoon game, combined with a Houston victory over Pittsburgh that night. The Bengals had stayed in the race in Week 15 by pounding Houston 40-20 at Riverfront Stadium, and they pounded the Oilers again at home in the Wild Card round of the playoffs, prevailing 41-14. Cincinnati was eliminated the next week in the Divisional round at Los Angeles, falling 20-10 to the Raiders. In the L.A. game, Raiders RB Bo Jackson, the dual-sport superstar, suffered a hip injury in the third quarter when tackled by Bengals LB Kevin Walker. Though the tackle looked routine and the injury was not initially considered serious, it proved to be a hip dislocation that ended Jackson's pro football career. He never would play in another NFL game, and in baseball, he would not again appear in as many as 100 games in a season. The Bengals had to play five straight regular-season games on the road because their scheduled Oct. 14 home game against Houston was moved to Houston, due to a stadium conflict with Reds postseason baseball play. The Reds in fact did not wind up playing at home on Oct. 14, but the schedule change had to be made in advance — on the basis of the baseball game being possible — because Riverfront Stadium's baseball/football conversion process was too cumbersome to allow a late decision. The Bengals schedule had called for two road games prior to Oct. 14 and two road games after Oct. 14. The Bengals finished 2-3 on the trip, and their scheduled Dec. 23 game at Houston was moved to Cincinnati. In the second of the five straight road games, a 34-31 overtime win against the L.A. Rams at Anaheim Stadium, Boomer Esiason passed for a team record 490 yards (since broken). Esiason passed for only 412 yards before the overtime, however, leaving Ken Anderson's 447 in 1975 vs. Buffalo as the highest club total in regulation time. Prior to the season, offensive coordinator Bruce Coslet left the Bengals to become head coach of the N.Y. Jets, and in the Sept. 9 regular-season opener, at Riverfront, the Bengals beat the Jets 25-20.

1991

Paul Brown, the Bengals' founder and first head coach, and a member of the Pro Football Hall of Fame, died on Aug. 5 at age 82, at his Cincinnati home. The cause of his death was complications from pneumonia. His funeral was held Aug. 7 in his hometown of Massillon, Ohio. Among those in attendance were NFL Commissioner Paul Tagliabue, former commissioner Pete Rozelle, numerous team owners and eight Hall of Famers. Pall bearers included former

Bengals Ken Anderson, Reggie Williams and Dave Lapham. As directed by Brown during his final days, the current coaches and players remained at work in training camp at Wilmington, Ohio during the days after Brown's death. But head coach Sam Wyche, a private pilot, flew his own plane from Wilmington to Massillon during a short break in his camp schedule. At the funeral, Pete Rozelle said: "Whether they know it or not, nearly everyone in the game of football has been affected by Paul Brown. His wealth of ideas changed the game." Brown's son Mike, a key figure in both bringing the Bengals to Cincinnati and in operating the club, took over as chief executive. The season, a major disappointment at 3-13, would be the eighth and final one for Wyche as Bengals coach. Following a Dec. 24 end-of-season meeting between Wyche and Mike Brown, the team announced that Wyche had unexpectedly resigned. Wyche interpreted events as his being fired, but there was no disagreement that his tenure had ended. On Dec. 27, the Bengals announced that WRs coach Dave Shula was promoted to replace Wyche. Shula, the son of legendary coach Don Shula, became at age 32 the second-youngest head coach in NFL history. (Harland Svare took over the L.A. Rams in 1962 at age 31). Mike Brown and Wyche went on to maintain cordial relations, and a disagreement over compensation for Wyche from his 1992 contract was later settled amicably. Wyche would go on to join the Tampa Bay Buccaneers as head coach from 1992-95. Prior to the season, the NFL announced new guidelines for media locker room access, action that had been sparked in large part by Wyche repeatedly expressing concern over the propriety of having female reporters in the locker room. Though the NFL maintained full access for all reporters, teams were instructed to screen shower areas from view, provide robes or extra-large towels to all players, and provide separate post-game interview areas for head coaches and key players.

1992

In the franchise's 25th anniversary season, the team started 2-0 under new head coach Dave Shula, with wins at Seattle and vs. the L.A. Raiders. And they seemed a lock to go 3-0 the next week against an 0-2 Green Bay team under rookie head coach Mike Holmgren, leading almost all the way. But a little-known Packers QB, Brett Favre, made the first splash of what would become one of the NFL's greatest careers. Favre directed a 21-point fourth quarter for a 24-23 win. A second-year pro at the time, playing in only his fourth game, Favre had come off the bench to replace injured starter Don Majkowski in the first quarter. Favre's two TD passes, including a 35-yarder to unheralded WR Kittrick Taylor with 0:13 to play, were the first two of a total that would rise to an NFL-record 508. The Green Bay game was the start of a five-game losing streak for Cincinnati, and the team finished 5-11. The year was marked by news involving many of the franchise's biggest names. All-Pro OT Anthony Munoz, with 11 Pro Bowl selections on his resume, was limited to eight games by injuries and announced his retirement prior to playing in the season finale. Another Bengals icon, QB Boomer Esiason, was benched in favor of '92 top draft pick David Klingler after the team fell to 4-7. Esiason asked to be traded as the season ended, and the club said it would try to accommodate him. Early '92 was the end of the line for Ickey Woods, Cincinnati's 1988 rookie RB sensation. Woods had seen some action in '90 and '91, after suffering a season-ending '89 left knee injury, but his '91 year included a significant right knee injury, and he was waived after failing to show well in the '92 spring minicamp. WR Eddie Brown, a standout performer from 1985-91, saw his NFL career essentially ended by a ruptured disc in his neck discovered early in training camp. Brown underwent surgery and missed the season. He gained free agency after the season, but found the market slow and wound up re-signing with the Bengals. He was released in final 1993 preseason cuts and did not play again in the NFL. Through 1991, Brown ranked third in Bengals history in receiving yards (6134) and held club records for receiving yards in a game (216) and a season (1273). Bright spots in '92 included WR Carl Pickens, named Associated Press NFL Rookie of the Year, and RB Harold Green, whose 1170 rushing yards were second-most in club history to that point. After the season finale, the Bengals hired team QB legend Ken Anderson as QBs coach. In the Game 3 loss at Green Bay, Bengals rookie Pickens turned in a 95-yard punt return for a TD, the longest punt return through 2021 in Bengals history.

1993

The difficult road toward the eventual 2000 completion of Paul Brown Stadium began in earnest in November of '93. At that time, Bengals president Mike Brown, with support from NFL Commissioner Paul Tagliabue, sounded the call that Riverfront Stadium had become economically obsolete in the changing world of pro football. Brown warned that absent real progress on improving the Bengals' stadium situation, the club might be forced to consider moving. The first step toward a solution came in December, when the club agreed to stay at least

through 1998, in exchange for a deal to partially renovate Riverfront and amend the team's lease. It was also stated that civic leaders would explore construction of a new stadium by the "early 2000s." The Bengals played their first season since 1984 without QB Boomer Esiason, who was traded to the N.Y. Jets in March for a third-round 1993 draft pick. David Klingler, Cincinnati's first-round 1992 selection, had taken over at QB at the end of 1992. Klingler directed late-season victories in '93 over the Rams and Falcons, but the bottom line was a 3-13 finish. Klingler had missed three games at midseason, due to back problems, but veteran backup Jay Schroeder had been unable to right the ship. The '93 season was the most defense-dominated in Bengals history (through 2021), as Cincinnati and its foes averaged total combined points of only 31.6 per game. Preseason cuts had seen the Bengals release longtime kicker Jim Breech in favor of rookie Doug Pelfrey of Kentucky, a Greater Cincinnati native (Fort Thomas, Ky.) who would play for the team through 1999. Breech through 2021 is still Cincinnati's all-time leading scorer (1151). Breech started his Bengals career in 1980, after one season with Oakland, and through 2021 he ranks fourth in NFL history in consecutive games played scoring at least one point (186). Changing public attitudes on smoking impacted Bengals fans in April, as Cincinnati City Council enacted a ban on smoking in seating areas at Riverfront Stadium, to take effect in 1994.

1994

A shot of "Blake-mania" livened a 3-13 overall season. Due to injuries to QBs David Klingler and Donald Hollas, late-August waiver pickup Jeff Blake got a chance to start on Oct. 30 against Dallas, the two-time defending Super Bowl champions. Blake couldn't engineer the season's first win, but he threw for two TDs and had the Bengals up 20-17 until late in the third quarter of an eventual 23-20 loss. Blake went on to lead wins the next two weeks, at Seattle and vs. Houston. He remained the starter despite Klingler's return to health, and finished the year as a huge fan favorite, leading the NFL in pass completions of 50 or more yards (eight). In a nationally televised Oct. 2 Sunday night game at Riverfront, Miami's Don Shula and Cincinnati's Dave Shula became the first father and son to oppose one another as head coaches in North American major pro sports. The Dolphins won, 23-7. The Bengals closed the season with a unique comeback, beating Philadelphia 33-30 when Doug Pelfrey kicked two FGs in the last :03 of the fourth quarter. He connected from 22 yards at :03 to tie the score, then kicked a 54-yarder at :01, after the Bengals kickoff team recovered an Eagles muff at the Philadelphia 37. Though there is no official NFL record for multiple FGs in the waning seconds of a game, the Elias Sports Bureau confirms that from 1970 through 2021, no other player has kicked two in the last :03. On May 5, the Bengals signed Ohio State DT Dan Wilkinson, the first overall pick in the '94 draft. At the time, Wilkinson was the first player ever drafted No. 1 overall by the Bengals (later joined in 1995 by RB Ki-Jana Carter, in 2003 by QB Carson Palmer and 2020 by Joe Burrow). In December, fan favorite Tim Krumrie, a two-time Pro Bowler, announced his retirement, effective at season's end. Krumrie was honored by the team at the regular-season finale, and shortly after the season he was hired to the coaching staff. He served as a defensive assistant in 1995 and was promoted to defensive line coach in 1996. The two-point conversion was added to NFL rules prior to the '94 season, with the Bengals among 23 teams voting in favor, and in the first preseason game, when Cincinnati played against Tampa Bay and former head coach Sam Wyche, a Buccaneers two-point conversion was the deciding play in a 17-16 Tampa Bay win. Much debate and some controversy continued through the year as the Bengals and baseball's Reds negotiated with Cincinnati leaders about the need for a new stadium, or even two. As co-tenants with the Bengals at Riverfront, the Reds balked at parts of an agreement the Bengals had reached in 1993 for interim improvements at Riverfront, and in an attempt to resolve issues, a city/county Stadium Task Force was formed, led by Cincinnati mayor Roxanne Qualls and Hamilton County Commission president Guy Guckenberger. The Bengals meanwhile agreed to share the cost of major improvements to Spinney Field, the team's city-owned practice facility.

1995

The Bengals were alive in the playoff race through Game 14, but were eliminated in a 26-10 loss at Cleveland in Game 15. The Dec. 17 Browns game was the last home game for Cleveland prior to the franchise's controversial move to Baltimore. The Bengals' 7-9 finish included a 2-0 start and wins in four of the last seven games, but Cincinnati lost six of seven in a midseason stretch, including a 26-23 home loss to Miami in "Shula Bowl II," as Bengals head coach

Dave Shula opposed his father, Don, for the second straight year. The Bengals closed the season by erasing a 21-point deficit in a 27-24 win vs. Minnesota, tying the largest comeback to win in club history. Jeff Blake held serve on the No. 1 QB job he had gained in 1994, keeping David Klingler in a backup role, and both Blake and WR Carl Pickens earned Pro Bowl berths. Pickens set a franchise single-season record for TDs (17, all receiving) which still stands through 2021 (and in receiving TDs only, no other Bengals player through '21 has had more than 13). The Bengals had retained Pickens for 1995 by matching a free agency offer he received from Arizona. The Bengals suffered a severe blow in preseason game three on Aug. 17 at Detroit, as RB Ki-Jana Carter of Penn State, the top overall pick in the '95 draft, was lost for the season to a severe knee injury. Carter, who had missed the first two preseason games with an ankle sprain, was lost at Detroit on his third Cincinnati carry. The Bengals had traded with Carolina to gain Carter as an offensive centerpiece, moving up in the first round for the first time in franchise history. Carter would come back to play seven NFL seasons, four of those for Cincinnati, but he never matched his college form at the pro level and closed with only 1144 career rushing yards. The year of 1995 was filled with issues regarding the Bengals' need for a new stadium. A lack of progress on the local front led club president Mike Brown to explore the possibility of a move to Baltimore, pressed by a deadline on Baltimore's end. But Brown repeatedly professed he had no desire to move the team unless forced to by an untenable local situation. On June 28, just minutes before a Bengals-set deadline, Cincinnati City Council voted 5-4 to approve a Hamilton County plan from Commissioner Bob Bedinghaus to raise the county sales tax by one percent to fund two new stadiums. In the end that proposal was scaled down to a one-half percent hike, funding stadiums and also providing homeowners with property tax relief. But after the County Commission voted to implement the tax, forces opposed to the increase successfully petitioned to make approval subject to a public referendum to be held in March of 1996. In October, Mike Brown announced that the Bengals for 1996 would move most of their front-office operation from Riverfront Stadium to the team's new practice facility building at Spinney Field.

1996

Progress continued to be forged on the Bengals' efforts to secure their future in Cincinnati with a new stadium. The biggest step came on March 19, when Hamilton County voters approved by 61-to-39 percent a measure to fund new Bengals and Reds stadiums with a half-cent sales tax increase. The vote came after vigorous public debate, and the Cincinnati Post termed it a "landslide victory" for backers of the issue. On Sept. 10, the Bengals reached preliminary agreement with Hamilton County on a 30-year lease, for an as-yet unnamed and un-sited stadium. The Bengals pushed vigorously for a riverfront site, opposing proposals to build in the Broadway Commons area just northeast of downtown. Both public polls and experts' recommendations indicated a preference for a riverfront site, but the question remained undecided as the year ended. The new stadium's name also remained undecided, but early public response showed strong support for naming it after Bengals founder Paul Brown. On Sept. 9, Riverfront Stadium was re-named Cinergy Field, as the energy utility Cinergy reached a \$6 million naming rights deal with Hamilton County to cover the stadium's remaining years of use. On the field, the team lost six of its first seven games, but Cincinnati's fortunes took a U-turn after offensive coordinator Bruce Coslet was promoted to head coach on Oct. 21, replacing the released Dave Shula. Coslet directed the team to a 7-2 finish, including a 5-0 mark at Cinergy Field. The Bengals stayed alive for the playoffs until the next-to-last week of the season, when despite defeating Houston they were eliminated due to results elsewhere. Coslet, signed only through '96 when he took over as head coach, was extended on Dec. 14 through 2000. A signature win for Coslet came Nov. 3 at Baltimore, when the Bengals rallied from a 21-3 deficit to win 24-21. The 18-point deficit stands through 2021 as the largest ever overcome by the Bengals in a road win. WR Carl Pickens, who in 1995 had become the first Bengal to lead the AFC in receptions, led the conference again with 100, the first Bengal to hit the century mark. The defense had 34 INTs, a club record that stands through 2021. CB Ashley Ambrose, a veteran free agent in his first Bengals season, led the team with eight INTs and went to the Pro Bowl along with Pickens.

1997

On Feb. 13, the Bengals and Hamilton County reached tentative agreement on a western riverfront site for a new football stadium. The Bengals yielded to County wishes for a site one block farther west than the club's preferred spot, supporting the goal of opening central riverfront space for development of other attractions and neighborhoods between a football and a baseball stadium

(though the baseball site had yet to be agreed upon.) A drawback for the development of the more western football site was that some of the needed land was not owned by the county, and that would lead to future delays, as well as higher costs than the Bengals' preferred site. On May 29, the 30-year Bengals lease was completed and signed. It was announced on May 29 that the facility would be named Paul Brown Stadium, with the Bengals agreeing to cover \$5 million for the loss of potential corporate naming rights. On April 29, the Bengals received a favorable ruling in a tax case that had threatened the viability of the franchise. In United States Tax Court in Chicago, Judge John O. Colvin ruled that the heirs of the late Paul Brown were not liable for \$40 million sought by the Internal Revenue Service, due to a dispute over Paul Brown's acquisition of team shares held formerly by John Sawyer. The Cincinnati Enquirer editorial page opined that the Bengals had been spared an unfair "ambush by the IRS." The football team opened training camp in a state-of-the-art new facility at Georgetown (Ky.) College, after 29 seasons of training at Wilmington (Ohio) College. On April 5, the Bengals had re-signed QB Boomer Esiason as a veteran No. 2 to back up Jeff Blake. Esiason had gone on to play for the Jets and Cardinals since playing for the Bengals from 1984-92. The team was struggling with a 2-7 record on Nov. 9 at Indianapolis when Blake was sidelined with a concussion, and the 36-year-old Esiason entered the game in the third quarter and led a comeback victory. The Bengals lost the next week at Pittsburgh with Blake as the starter, and Esiason was named starter for the final five games. The Bengals were 4-1 in his starts, and they scored 42 points in the start he lost. Esiason did not have enough pass attempts to qualify for a Bengals-record season passer rating, or for the NFL passing title, but he finished the season with a 106.9 rating. The team finished the season 7-9. It was the last Bengals hurrah for Esiason, who retired after the season to take a broadcasting job with ABC's Monday Night Football. The '97 season saw the debut of HB Corey Dillon, a second-round draft choice who stands through 2021 as the club's all-time leading rusher (8061 yards). On Dec. 4 vs. Tennessee at Cinergy Field, Dillon rushed for 246 yards and four TDs, breaking Jim Brown's NFL record for rushing yards in a game by a rookie (237) and tying the Bengals record for TDs and points in a game. Dillon's four TDs and 24 points remain tied for the Bengals record through 2021.

1998

On Jan. 24, Bengals OT Anthony Munoz (1980-92) was voted to the Pro Football Hall of Fame. Munoz was part of a five-member induction class, and he and Chicago Bears LB Mike Singletary became the 47th and 48th players among the then-194 members to be elected in their first year of eligibility. The official induction ceremony took place Aug. 1, at the Hall in Canton, Ohio. NFL labor events had led to Munoz gaining free agent status after announcing his retirement following the 1992 season, and he had signed with Tampa Bay (and his former Bengals head coach, Sam Wyche) as a free agent in '93. But Munoz gave up the comeback bid after suffering a shoulder injury in training camp, and because he was not with the Bucs in the regular season, he is recognized in the Hall as having played only for the Bengals. Plans for the Bengals' new stadium hit a serious snag in January of '98, due to a dispute between Hamilton County and the city over the county acquiring 12.5 acres of city land that it needed to build at its preferred western riverfront site. As the stalemate dragged on, the Bengals announced that if no agreement was reached by Jan. 31, the club would no longer be bound by the lease it had signed in spring of 1997. Tension continued to build until, at 1:15 a.m. on Feb. 1, City Council forged a past-the-11th-hour agreement to accept a county proposal. On April 25, officials from the county, city and the Bengals joined in a public groundbreaking for Paul Brown Stadium construction, with plans for the facility to be ready for the 2000 season. The news on the field was not so encouraging, as the team dipped to 3-13 in its second full season under head coach Bruce Coslet. QB Boomer Esiason, who had a sensational late-season return to the starting job in 1997, after four seasons playing elsewhere, announced prior to the season that he was retiring to join ABC's Monday Night Football as a broadcaster. The Bengals signed former Steeler Neil O'Donnell to compete with Jeff Blake for the starting QB job. O'Donnell won the job in training camp, but the team lost nine straight after beating Pittsburgh in Game 5. Blake started Games 14 and 15 before being injured, and the season ended with no clear starter in sight for 1999. HB Corey Dillon rushed for 1130 yards, becoming the first Bengal (and still through 2021 the only Bengal) to top 1000 in each of his first two Cincinnati seasons. In the season opener vs. Tennessee, injury-plagued HB Ki-Jana Carter, top overall pick in the 1995 draft, suffered a season-ending wrist fracture. DT Dan Wilkinson, drafted No. 1 overall by the Bengals in 1994, saw a rather stormy Cincinnati

career end prior to the season, when he was traded to Washington for picks in the first and third rounds of the '98 draft. The Bengals used the picks to obtain LB Brian Simmons (first round) and G Mike Goff (third round).

1999

For the first year since the idea's original proposal in 1993, plans for the Bengals' new stadium proceeded with only minor issues. The rise of the seating bowl of Paul Brown Stadium was watched by citizens throughout the year. However, past issues — particularly a delay in Hamilton County's acquisition of needed land from the city — put construction on a very tight schedule to meet the goal of an August, 2000, inaugural game. On the field in '99, veteran Jeff Blake and rookie first-round draft choice Akili Smith would end up sharing QB duties during a 4-12 season. Blake was benched after an 0-4 start, and Smith started and won his NFL debut, 18-17 on Oct. 10 at Cleveland. The game marked the renewal of the "Battle of Ohio" series, as the Browns returned to play as an expansion team. Cleveland had spent three years without NFL football after the Browns moved to Baltimore for the 1996 season. The Bengals did not win again until Game 12, however, and Smith suffered a season-ending ankle injury in Game 9 vs. Jacksonville. Blake engineered three straight wins in Games 12-14, but the team lost the final two. HB Corey Dillon rushed for 1200 yards and went to the Pro Bowl along with KOR Tremain Mack, whose 27.1-yard average was the team record until Adam Jones surpassed it in 2014.

2000

The Paul Brown Stadium era began on Aug. 19, as the Bengals christened Cincinnati's new football showplace with a 24-20 preseason win over the Chicago Bears. WR Peter Warrick scored the first Bengals preseason points in PBS on a 14-yard end-around run in the first quarter. In the stadium's Grand Opening regular-season game Sept. 10 vs. Cleveland, before a Cincinnati sports record crowd of 64,006 (since surpassed by the Bengals). The Browns won, 24-7. Rookie WR Ron Dugans scored the first Bengals regular-season points in PBS on a four-yard TD pass from Akili Smith. The '00 Bengals drew four other crowds which exceeded the pre-PBS record for a sports crowd in Cincinnati, but the Browns game stood as the new record at year's end. On Sept. 25, following an 0-3 start to the season, Bruce Coslet resigned as head coach and was replaced by assistant head coach/defensive coordinator Dick LeBeau, who was named interim head coach. The team finished 4-9 under LeBeau, including 4-6 in the final 10 games and a 2-2 mark in the final four. On Dec. 20, LeBeau signed a multi-year contract to begin in 2001. LeBeau's first victory, on Oct. 22 vs. Denver, featured a then NFL-record 278 rushing yards by Corey Dillon, who went on to set a Bengals record (since broken) of 1435 yards for the season, earning his second straight trip to the Pro Bowl. Against Denver, Dillon broke a 1977 record of 275 yards set by Chicago's Walter Payton. It was an all-or-nothing day for Dillon, as he was stopped on 10 of his 22 carries for one or fewer yards, but he had five runs of 30-plus, including TD runs of 65 and 41 yards. "It seemed like a high school game," Dillon said of his numbers. Dillon's 278 stood as the NFL record until Sept. 14, 2003, when Baltimore's Jamal Lewis had a 295-yard game vs. Cleveland, and Dillon's total ranks fourth in league history through 2021. The Denver game was Cincinnati's first regular-season win at Paul Brown Stadium. Akili Smith opened the year as starting QB, but the offense stalled, and he was replaced after a Nov. 5 loss at Dallas by veteran 2000 free agent signee Scott Mitchell. Prior to the season, on June 1, the Bengals released HB Ki-Jana Carter, their injury-plagued 1995 top draft pick. On July 20, Cincinnati released talented but malcontent WR Carl Pickens. Pickens' departure had left Darnay Scott set to take over as the No. 1 wideout, but Scott suffered a broken leg in training camp on Aug. 1 and missed the season.

2001

The Bengals got off to a 4-3 start in Dick LeBeau's first full season as head coach, but they did not win again until the final two games, finishing 6-10. The defense finished No. 9 in the NFL, but the offense ranked 23rd. The early season was played amidst the tragedy of the Sept. 11 terrorist attacks in New York and Washington D.C. All of the NFL's Week 2 games, scheduled for Sept. 16-17, were postponed until the first weekend in January, the weekend after the regular season had been scheduled to end. The Bengals resumed play on Sept. 23, moving to 2-0 with a win over Baltimore at Paul Brown Stadium, and by that time stadium security procedures had been strengthened, including a ban on "coolers, backpacks and oversize purses." Also, the Federal Aviation Administration moved to ban aircraft from operating within three miles of outdoor venues with events in progress. Free agent signee Jon Kitna took over as the starting QB, winning a training camp battle with Scott Mitchell and Akili Smith. The '01 season featured the Bengals' first visit to Pittsburgh's new Heinz Field, on Oct. 7. On

Oct. 28 at Detroit, a 31-27 Bengals win featured a 96-yard TD run by HB Corey Dillon, which stands through 2021 as the longest scrimmage play in Bengals history. The '01 season was the first for flamboyant WR Chad Johnson, who through 2021 is Cincinnati's all-time leader in receptions (751), receiving yards (10,783) and receiving TDs (66). Johnson, a second-round draft pick from Oregon State, put up only modest rookie numbers, missing four games with a collarbone fracture, but he publicly pleaded with coaches and medical staff to let him come back sooner from the injury, and he promised, "I'm going to make a lot of noise here early." On Oct. 14, the Bengals re-set their own record for the largest crowd ever at a Cincinnati sports event, as 64,217 fans watched a 24-14 win over Cleveland.

2002

The Bengals began the season in a new division, the AFC North, as the NFL realigned into eight four-team divisions. The Bengals were successful in efforts to keep longtime rivals Cleveland and Pittsburgh as division foes, and the Baltimore Ravens completed the four-team lineup. The Bengals entered the season after an encouraging 2001 finish. But despite some noteworthy individual performances, the team sunk to the worst record (2-14) in franchise history. The team was hit hard by injuries, losing the league's second-highest number of games by starters. The offense got off to a very slow start with free agent signee Gus Frerotte at QB. The offense perked up noticeably after the 2001 starter, Jon Kitna, returned to the No. 1 QB role. For the first time since 1989, Cincinnati had a 3000-yard passer (Kitna), a 1000-yard rusher (Corey Dillon) and a 1000-yard receiver (Chad Johnson). On Nov. 10 at Baltimore, Johnson had the first of his 31 games of 100 receiving yards, second-most in team history (seven catches, 110 yards). On Oct. 27 vs. Tennessee, Dillon raised his Bengals career rushing total to 6542 yards, passing James Brooks (6447) into the all-time franchise lead that he still holds through 2021 with 8061 yards. The Bengals set a team record for pass completions with 350 (since surpassed). But the team was 0-7 before getting a win at expansion Houston. The defense was inconsistent, and with nine TDs allowed on special teams or by the offense, the Bengals as a team allowed the second-most points (456) in club history. On Dec. 30, it was announced that head coach Dick LeBeau would not be retained for 2003.

2003

The Bengals launched a new era on Jan. 14, when Marvin Lewis was hired as the ninth head coach in franchise history. "We've turned over a new leaf," said Bengals president Mike Brown. Lewis went on to coach a franchise-record 16 seasons with the Bengals and became the team's all-time leader in wins (131). At the time of his hiring, Lewis was the eighth African-American to be named an NFL head coach. Architect of the Baltimore Ravens' record-setting Super Bowl defense in 2000, Lewis received a broad mandate from Bengals ownership to implement his program, and the team finished 8-8, six games better than the 2-14 Bengals of 2002. Though the Bengals missed the playoffs — eliminated on the final weekend of the season — their six-game improvement was the biggest of any NFL team from '02 to '03. It was also the second-biggest one-year improvement in Bengals history. Lewis finished second to Bill Belichick, coach of the World Champion New England Patriots, in Associated Press voting for NFL Coach of the Year. The season included the four largest pro sports crowds in Cincinnati history (to that time), topped by 65,362 on Dec. 28 vs. Cleveland, and the highlight game was a 24-19 win on Nov. 16 over an unbeaten (9-0) Kansas City team. The Chiefs game started what would be a Bengals-record streak of 57 consecutive home sellouts in regular season and postseason. WR Chad Johnson, who led the AFC with 1355 receiving yards, signed a five-year contract extension in November. Prior to the season, the Bengals had the No. 1 overall pick in the NFL Draft for the third time in team history, and the club chose Southern California QB Carson Palmer. Palmer was signed on April 24, just before the actual draft, as the Bengals took the option to execute an early signing. Palmer did not play as a rookie, as veteran Jon Kitna was the only NFL QB to play every offensive snap for his team, but Palmer would go on to set numerous Bengals passing records, beginning his playing career in 2004. QB Akili Smith, an unsuccessful first-round QB choice in 1999, was released on June 2. In an ironic twist for longtime Bengals followers, the club prior to the season hired Ricky Hunley as LBs coach. Hunley was a Bengals first-round draft choice as a player (LB) in 1984, but he never signed with Cincinnati, staging the longest holdout in team history before being traded to Denver on Oct. 9, 1984.

2004

In their second season under head coach Marvin Lewis, the Bengals continued their rebuilding process, posting a second straight 8-8 record. All eight

regular-season games at Paul Brown Stadium were sellouts — the first sold-out regular season since 1992 at Riverfront Stadium — and the total regular-season attendance of 524,248 put the team over the half-million mark for the first time. The team's break-even finish was a creditable performance, given that injuries were severe (18 players were placed on season-ending medical reserve lists) and that second-year QB Carson Palmer was seeing his first NFL playing time. Palmer, the 2003 first overall NFL draft pick, had not played as a rookie while backing up Jon Kitna. Palmer started the first 13 games before missing the final three with a knee strain. HB Rudi Johnson rushed for a club-record 1454 yards (a mark he later broke), and the team had four players named to the Pro Bowl, its highest total since 1990. The Pro Bowl quartet was Rudi Johnson, WR Chad Johnson, OT Willie Anderson and CB Tory James. K Shayne Graham set a club record with 122 points (since surpassed by Mike Nugent). Home games were played on a new, synthetic FieldTurf surface, on which installation was complete in early July. PBS had grass fields from 2000-03, but durability and maintenance issues dictated a switch. The team also made its first significant uniform change since 1981. The signature striped helmet was not changed, but the jersey design was modernized, black pants were added as a regular option to white pants, and a special-occasion orange jersey was added for up to two games per year. The team wore orange jerseys for the first time in franchise history in a 26-3 win vs. Dallas on Nov. 7. On Nov. 28, the Bengals played in what remains through 2021 as the second-highest scoring game in NFL history, a 58-48 home win over Cleveland (106 total points). The game stands through 2021 as the only one in which the Bengals have scored in double figures in all four quarters (14-13-14-17). Prior to the season, HB Corey Dillon, the club's all-time rushing yards leader, was traded to New England for a second-round 2005 draft choice (Bengals chose S Madiou Williams).

2005

In head coach Marvin Lewis' third season, the Bengals returned to the playoffs, winning the AFC North Division title with an 11-5 record. But Cincinnati lost 31-17 to Pittsburgh in a Wild Card round playoff game, the first postseason game at Paul Brown Stadium, and QB Carson Palmer's postseason was regrettably short. Palmer, who posted a 101.1 regular-season passer rating, a Bengals record at the time, was lost to a serious knee injury on the club's second offensive snap in the playoff game, downed by former Bengal Kimo von Oelhoffen. On the play, Palmer had launched a 66-yard completion to WR Chris Henry. In the regular season, the team won its first four games, including an 88-29 point margin in the first three. The Bengals clinched the division title in Game 14, with a 41-17 victory at Detroit. A number of club individual single-season records were set, including two that still stand through 2021 — 1458 rushing yards by HB Rudi Johnson and 10 INTs by CB Deltha O'Neal. Five Bengals were voted to the Pro Bowl, the largest Cincinnati contingent since the 1989 team placed six. The five were Palmer, O'Neal, OT Willie Anderson, K Shayne Graham and WR Chad Johnson. The season's home crowds included the top four attendance figures in franchise history to that time, headed by 66,104 for the Bengals-Steelers game on Oct. 23. Two notable Bengals "voices" passed away in '05. Phil Samp, the team's radio play-by-play man from 1968-90, died on March 10, and Tom Kinder Sr., the stadium public address announcer from 1968-2004, died on April 10.

2006

For the first time since 1992, the Bengals sold out all games before the season began, and a waiting list was established for new season ticket buyers. The regular-season attendance mark was 527,870, for an average of 65,984, and both the total and the average stood as club records through 2020, prior to the NFL expanding the regular season to 17 games. Also prior to the season, it was also announced that head coach Marvin Lewis had signed a contract extension through 2010. Lewis completed his fourth season by joining Paul Brown as the only Bengals head coaches to go four straight seasons without a losing record, but though the team remained in contention until the final weekend, it missed the '06 playoffs with an 8-8 mark. The Bengals lost their last three games after standing 8-5. A win in either of the two final games could have secured a playoff berth, but Cincinnati lost 24-23 in Game 15 at Denver when an errant PAT snap foiled a chance to force overtime, and the Bengals lost the season finale in overtime vs. Pittsburgh, after record-setting K Shayne Graham missed a 39-yard FG try on the final play of regulation. QB Carson Palmer, sidelined with a major knee injury in the 2005 postseason, made good on his bid to play the full 2006 regular season, starting every game. He set a club record to that point with 4035 passing yards, and he boldfaced his status as the cornerstone of the roster by winning the Most Valuable Player Award in the Pro Bowl on Feb. 10, 2007. He stands through 2021 as the only Bengal to win the award. The season was a particularly notable one for flamboyant WR Chad

Johnson. In March, NFL owners voted to clamp down on player end-zone celebrations, an art that Johnson had been increasingly expanding in production value. In April, Johnson was signed to a contract extension through 2011. He was featured on a Sports Illustrated cover in October, and for the season he became the only Bengal (through 2021) to lead the NFL in receiving yards, with 1369. Johnson set a Bengals record (since broken) for receiving yards in a game, with 260 on Nov. 12 vs. San Diego, and with 190 the next week at New Orleans, he set an NFL record at the time for receiving yards in consecutive games (450). Also in '06, Johnson became the first player to lead the AFC or NFC in receiving yards for a fourth consecutive season. In February, federal judge S. Arthur Spiegel dismissed a Hamilton County lawsuit against the Bengals regarding the Paul Brown Stadium lease, ending two years of legal disputes. In March, the Bengals and Buffalo Bills were the only NFL teams to vote against a new Collective Bargaining Agreement with the players, deeming it unsound, and as time would pass, numerous owners and analysts would in hindsight praise the Cincinnati-Buffalo stance. The 2006 agreement, in some views, ultimately led to the conditions that caused a lockout of players from March through July of 2011. The Bengals in '06 were among a number of teams responding to concerns about rowdy fan behavior at NFL games. The club installed and staffed a "Jerk Line" that fans could call during games to report problems. LB David Pollack, Cincinnati's top draft choice in 2005, suffered what would prove to be a career-ending neck fracture in the home opener vs. Cleveland. Pollack was never paralyzed and made a full recovery, but after some consideration of a comeback, he ultimately decided against it and moved into a successful career as a sports broadcaster.

2007

In a Harris Interactive survey released in February, Paul Brown Stadium was the only football stadium to make a list of "America's Favorite 150 Buildings and Structures." PBS ranked 101st on the list, whose range included all manner of major structures, including skyscrapers, museums, churches, hotels and even bridges. (The Empire State Building ranked first). Among all sports venues, only Wrigley Field (31) and the old Yankee Stadium (84) ranked higher than PBS. For the second straight season, the Bengals sold out all games before the season began. The team entered the season with high expectations, with its first two home games selected for ESPN Monday Night Football. But the season's first half ended with a disappointing 2-6 record, and a second-half rally lifted the club only to 7-9, the first losing season for head coach Marvin Lewis. WR T.J. Houshmandzadeh tied for the league receptions title (112), setting a club record that still stands through 2021 and becoming the only Bengal ever to gain a share of the league lead. WR Chad Johnson broke his own team receiving yards record with 1440, a mark that wasn't broken until 2021 (Ja'Marr Chase, 1455 yards), and K Shayne Graham set two marks that stand through '21 — season field-goal percentage (91.2 on 31-of-34) and FGs in a game (seven). Graham was seven-for-seven on Nov. 11 at Baltimore, scoring all of Cincinnati's points in a 21-7 win. On Sept. 16 at Cleveland, QB Carson Palmer set a Bengals game record (still standing through 2021) with six TD passes, but the Bengals lost in a 51-45 shootout to the underdog Browns, starting a four-game losing streak that followed a season opening Monday night win vs. Baltimore. On Oct. 28 vs. Pittsburgh, the team established what was then a franchise record for single-game attendance, a figure of 66,188 — a mark that stood until Jan. 15, 2022, when 66,277 attended a Wild Card Playoff against the Las Vegas Raiders.

2008

With a club-record 23 players sent to the Reserve/Injured list, the Bengals struggled to a 4-11-1 finish. And that list of 23 did not include the biggest missing name, QB Carson Palmer, who stayed on the roster all season but played in only four games due to an elbow injury. Ryan Fitzpatrick replaced Palmer at QB. The team partly salvaged the season, going 4-3-1 in the campaign's second half, but that was after an 0-8 start. Though the offense was near record lows in many statistical categories, the defense was promising under new coordinator Mike Zimmer, rising to a No. 12 NFL yardage ranking, the team's best since 2001. For the third straight year, all home games were declared sold out before the season began. The Bengals' 13-13 tie on Nov. 16 vs. Philadelphia was the NFL's first deadlock since 2002, and some players on both teams would admit that they had been expecting the contest to continue when the 15-minute overtime ended scoreless, not realizing that NFL games still could end in ties. It was the first overtime tie in Bengals history. The Bengals had played one other tie previously, at Houston in 1969, but that game went just the regulation four quarters, as

overtime was not yet in the rules. On Aug. 29, star WR Chad Johnson legally changed his name to Chad Ochocinco, a Spanish reference to his uniform number (85). But he was not permitted to have the new name on his jersey until 2009, after he had fulfilled contractual obligations regarding the purchase of existing licensed "Johnson" merchandise. In 2012, while with the Miami Dolphins, Ochocinco would change his name back to Johnson, and the league subsequently determined that in all future references in league material, the player would be known as Johnson, regardless of the year involved. The 2008 preseason ended with dramatic final cuts, as those released included three Bengals with six Pro Bowls among them — OT Willie Anderson, HB Rudi Johnson and CB Deltha O'Neal. On May 19, the Bengals waived talented but troubled LB Odell Thurman, who had been a rookie sensation in 2005. Thurman had not played in 2006 or '07, suspended by the NFL for various behavior issues, and on May 19 Bengals coach Marvin Lewis said the team "had not seen the right steps taken" by Thurman to justify another chance to play for Cincinnati. Thurman would not play again anywhere in the NFL.

2009

Rebounding from the disappointment of injury-plagued 2008, the Bengals won their second division championship under coach Marvin Lewis, finishing with a 10-6 record. Their march to the AFC North title included a 6-0 mark in division games, marking the only time in franchise history (through 2021) for Cincinnati to sweep its division opponents. The Bengals were eliminated in the first round of the playoffs, however, losing 24-14 to the visiting N.Y. Jets, who went on to reach the AFC Championship Game. The Bengals weathered tragedy en route to the title. On Oct. 8, Vikki Zimmer, wife for 27 years to Bengals defensive coordinator Mike Zimmer, died unexpectedly in Cincinnati. And on Dec. 17, WR Chris Henry died in North Carolina from injuries suffered in a Dec. 16 fall from a moving pickup truck. Henry was not with the team at the time, recuperating from a forearm fracture suffered Nov. 8 vs. Baltimore. The Bengals chartered a plane for the entire team to attend Henry's funeral in New Orleans on Dec. 22, and NFL Commissioner Roger Goodell also attended. On the field in '09, the Bengals were led by their defense, which continued rapid improvement under coordinator Zimmer. The Bengals finished fourth in the NFL in fewest yards allowed (301.4 per game). The team suffered a stunning home loss to Denver in the season opener, on a wildly improbable late play, but Cincinnati rebounded to win its next four. The Bengals led Denver 7-6 with less than a minute left, but the Broncos won 12-7 on an 87-yard TD pass that was deflected by the Bengals defense to Denver's Brandon Stokley, who was not the intended receiver. The play stands through 2021 as the NFL's longest game-winning TD play from scrimmage in the final minute of the fourth quarter. On Oct. 4, Shayne Graham's 31-yard FG beat the Browns 23-20 in the longest Bengals game not to end in a tie. Graham's winning kick came with :04 remaining in overtime. On Oct. 25 vs. Chicago, Bengals HB Cedric Benson vaulted into the NFL rushing lead with a 189-yard game against Chicago, the team with which he had debuted unsuccessfully as a high first-round draft choice. The Bengals won 45-10 in a game nicknamed the "Benson Bowl," and NFL Network reported that Benson's rushing total was the most by a player against his former team in league history, with research going back to 1950. Long known for his mischievous on-field antics, WR Chad Johnson logged his last significant zany move as a Bengal on Nov. 8 vs. Baltimore, when he playfully offered a dollar bill to the officiating crew as they were discussing a ruling. The NFL was not amused, and Johnson was fined \$20,000. In Games 10-12, for the only time in franchise history (through 2021), the Bengals got 100-yard rushing games from three different players in a span of three games (Bernard Scott at Oakland, Larry Johnson vs. Cleveland and Cedric Benson vs. Detroit). It was the first such instance in the NFL since 1993. Benson set a Bengals individual record (still stands) for 100-yard rushing games in a season (six), and the club set a mark (still stands) with eight individual 100-yard rushers. Both marks stand through 2021.

2010

Following a 2009 division championship, the team never jelled despite having veteran talent, including that of high-profile free agent WR Terrell Owens. After a 2-1 start, the Bengals tied a dubious team one-season record by losing 10 in a row. Wins in two of the last three games did little to ease the dissatisfaction. Head coach Marvin Lewis ended the season with an expired contract, but two days after the season finale, it was announced that Lewis had signed to return for a franchise-record ninth season in 2011, a wise move given that the next five Bengals teams would make the playoffs. In '10, Owens and WR Chad Johnson combined for 139 receptions for 1814 yards and 13 TDs, and Cedric Benson rushed for 1111 yards while Carson Palmer passed for 3970. But

the team could not deliver in the clutch. Opponents scored eight TDs on returns (INTs, fumbles, kicks), and the Bengals were minus-eight in turnover differential. Injuries played a part, as the Bengals were forced to place 17 players on the Reserve/Injured list, and nine were veteran defensive players who would have started or seen significant action if healthy. The season was the last one in stripes for Chad Johnson, who completed the year with franchise career records (still standing through 2021) for receptions (751), receiving yards (10,783) and receiving TDs (66). The club recorded a franchise-record 57th consecutive sellout (regular and postseason) for a Monday night game on Nov. 8 vs. Pittsburgh, but the streak ended when the Nov. 21 Buffalo game failed to sell out. The Bengals played five preseason games, their most since 1988, as the club was selected to open the NFL preseason against Dallas in the Pro Football Hall of Fame Game on Aug. 8 at Canton, Ohio. On Aug. 7, former Bengals assistant coach and head coach Dick LeBeau was inducted into the Hall of Fame. LeBeau, who spent 18 years on the Cincinnati coaching staff, also had a stellar playing career as a DB with the Detroit Lions, and after leaving Cincinnati he became a successful defensive coordinator with Pittsburgh.

2011

Shortly after re-signing for a Bengals-record ninth season as head coach, Marvin Lewis had a message for Bengals fans upset over the 2010 team's 4-12 record. "I will fix us," Lewis pledged, and the record would bear him out. Lewis led a young team — the AFC's youngest as of Week 1 — to a 9-7 record and a Wild Card playoff berth. Cincinnati lost at Houston in the Wild Card game. The young Bengals squad was not able to work with the coaching staff until late July, due to a player lockout over labor issues that had begun in March. The lockout ended just as training camps were due to open, with the announcement of a new NFL Collective Bargaining Agreement. But Cincinnati's players had staged numerous workouts on their own during the lockout, and two veteran leaders — DT Domata Peko and OT Andrew Whitworth — were accorded great credit for helping the team hang together in preparation for its surprise season. The Bengals defied widespread last-place predictions from preseason analysts by putting new offensive pieces together quickly. Working in the scheme of new offensive coordinator Jay Gruden, the club's top two draft picks — WR A.J. Green and QB Andy Dalton — became the first rookie QB-WR duo in NFL history to make the Pro Bowl. K Mike Nugent, from nearby Centerville, Ohio, set club records (still standing through 2021) for points (132) and FGs (33) in a season. The defense, in its fourth season under coordinator Mike Zimmer, ranked seventh in the NFL. DT Geno Atkins, a fourth-round 2010 draft pick, began emerging as one of the best draft steals in franchise history, tying for the NFL lead in sacks (7.5) among interior linemen and earning his first Pro Bowl berth. Dalton's success at QB led to the Bengals trading holdout veteran QB Carson Palmer to Oakland on Oct. 18, and Cincinnati received Oakland's first-round 2012 draft choice and second-round '13 draft choice. The picks were used on CB Dre Kirkpatrick (2012) and HB Giovani Bernard (2013). On July 29, the Bengals traded talented but problematic Chad Johnson, their all-time leader in receptions (751) and receiving yards (10,783), to New England for a fifth-round and a sixth-round draft choice. Cincinnati used the picks to draft WRs Marvin Jones (2012) and Cobi Hamilton (2013). Johnson would make only 15 more NFL catches, released by New England in June of 2012 and released by Miami the following August. Lewis closed the year with 69 career victories, passing Sam Wyche (64) for most by a Bengals head coach. Through 2010, Lewis had been tied with Wyche and Paul Brown for most seasons as Bengals head coach (eight).

2012

The Bengals brought training camp to downtown Cincinnati, holding camp at the club's home facility for the first time. The team had trained for 29 seasons at Wilmington (Ohio) College and for the next 15 at Georgetown (Ky.) College. Changes in the NFL's Collective Bargaining Agreement helped drive the change, as the Bengals joined a majority of NFL teams which had switched to their home bases. With the new CBA reducing the amount of time players could be on the practice field, it was thought that their increased non-field time could be much better used at Paul Brown Stadium, where medical and classroom facilities were far superior to any remote camp site. Plans for a second straight playoff season seemed to have gone awry when the team lost four straight after a 3-1 start, standing 3-5 at the season's halfway point. But the Bengals stormed back to go 7-1 in the second half and clinched a Wild Card postseason berth with a 10-6 record. The only loss in the final eight games came by one point, 20-19 to Dallas,

on a Cowboys FG at the final gun. Of 131 NFL teams to post 3-5 starts between 1990-2012, the Bengals were one of only nine to reach the playoffs, and the 7-1 finish tied the 1981 Cincinnati Super Bowl team for best second-half record in a 16-game season. Cincinnati lost at Houston in the first round of the playoffs for the second straight year, but it was the first time for the Bengals to reach postseason two years in a row since 1981-82. The Bengals clinched their playoff berth with a 13-10 win at Pittsburgh in Game 15, at the same time eliminating the rival Steelers from contention. CB Leon Hall got the only Bengals TD against the Steelers, on a 17-yard INT return. The defense ranked sixth in the NFL in fewest yards allowed (319.7 per game), and it collected a team-record 51 sacks (though the 1976 team, in a 14-game season, had a higher average of sacks per game). All-Pro DT Geno Atkins led the sack parade with 12.5, third-most in club history and most on the season by a margin of 4.5 among NFL interior linemen. WR A.J. Green scored at least one TD in nine straight games (Games 2-10), a Bengals record for within one season. He became only the second NFL player in a 48-year span to have at least one receiving TD in nine straight games in a season, joining Hall of Famer Jerry Rice. P Kevin Huber posted averages of 46.6 gross and 42.0 net, club records that he reset in 2014. New technology lessened the need of the 2012 team for notebooks and attention to bulletin boards, as the Bengals became one of the first NFL clubs to issue players tablets, for easy distribution of schedules, video and other key information. Shortly after the end of the season, Bengals RBs coach Jim Anderson announced his retirement. Anderson had joined the Bengals staff in 1984, and his 29 seasons stand through 2021 as a franchise record for most total seasons on the Cincinnati coaching staff. During his last six seasons, Anderson had the most consecutive years with his team of any position coach in the NFL.

2013

Coach Marvin Lewis led the Bengals to their third straight playoff appearance — a franchise first. Cincinnati won its third AFC North Division title under Lewis, posting an 11-5 record and clinching the crown with a 42-14 rout of Minnesota in Game 15. The Bengals went 8-0 at home for the second time in club history (also 1988), and they were among only five NFL clubs to reach the postseason each year from 2011-13. They were in the postseason for the fourth time in five years, among only six teams to qualify four or more times in that span. For the third straight season, however, the playoffs ended all too soon for Cincinnati, as San Diego prevailed 27-10 in a first round game at Paul Brown Stadium. The 2013 team played three overtime games, most in a season in franchise history. They won the first OT contest, but lost in OT in consecutive weeks in Games 9 and 10. It was the first time in franchise history for the team to play two straight OT games. The consecutive losses dropped the team's record to 6-4, but Lewis' club closed the season with five wins in the last six games. QB Andy Dalton set franchise records for passing yards (4293) and TD passes in a season (33), and he became one of only five QBs in NFL history to pilot a playoff club in his first three seasons in the league. WR A.J. Green was named to the Pro Bowl for the third time in his three-year career, and he set club records for most 100-yard receiving games in a season (six) and most consecutive 100-yard receiving games (five). Second-year WR Marvin Jones also posted a club mark, becoming the first Bengal with four TD receptions in a game (Oct. 27 vs. N.Y. Jets). Jones accomplished his feat in the franchise's 700th regular-season game. Green (11) and Jones (10) became the first Bengals duo to each hit double figures in TD receptions in a season. Marvin Lewis earned a "coaching-tree" compliment after the season when, in an NFL rarity, each of his coordinators signed as NFL head coaches. Offensive coordinator Jay Gruden went to Washington, and defensive boss Mike Zimmer went to Minnesota. Also in the TV realm, the Bengals in 2013 agreed for the second time in five years to be featured during preseason on the all-access HBO series, "Hard Knocks." The club allowed virtually unfettered access to team activities to crews from NFL Films. Though many NFL clubs have shied from invitations to be a Hard Knocks team, the Bengals won the AFC North title for the second straight time after doing the show, as they also won after doing Hard Knocks in 2009.

2014

Head coach Marvin Lewis led the Bengals to a 10-5-1 record and a Wild Card playoff berth, and to new heights in terms of consistent success for the franchise. Lewis had the team in postseason for the fourth straight year, extending the club-record of three set in 2013 — and the team established a new club mark with a third straight season of double-digit wins. The season ended when an injury-depleted team lost 26-10 at Indianapolis in a Wild Card playoff game, but the Bengals stood as one of only four NFL teams to have made the playoffs four straight years. Lewis' club record for head coaching victories was

extended to 100 in the season's final win, a Monday night playoff clincher in Week 16 vs. Denver. The Bengals tied a franchise record with four regular-season games in prime time on national TV. WR A.J. Green was voted to a fourth straight Pro Bowl, joining WR Isaac Curtis as the only Bengals selected in each of their first four seasons, and CB Adam Jones became the first Bengal to win an NFL kickoff return title, averaging a franchise-record 31.3 yards. In the year's biggest off-field story, DT Devon Still touched hearts across the nation with his openness regarding his daughter Leah being diagnosed with cancer. The Bengals worked to have sales of Still's No. 75 jersey benefit pediatric cancer research, and nearly 15,000 jerseys were sold to buyers near and far. At the Nov. 6 home game vs. Cleveland, Cincinnati Children's Hospital Medical Center was presented with a check for \$1.3 million. During training camp, the team signed QB Andy Dalton to a six-year contract extension, running through 2020. On April 17, the club continued its leading role in development of the Cincinnati downtown riverfront, announcing an agreement with Hamilton County that helped pave the way for General Electric to bring a major office facility to the emerging Banks neighborhood between Paul Brown Stadium and the Reds' Great American Ball Park. Fans at home games in 2014 enjoyed the benefits of the first state-of-the-art WiFi system throughout PBS.

2015

The Bengals extended their franchise record for consecutive playoff seasons to five and stood as one of only four NFL teams to qualify those five consecutive years. But it was one of the more bittersweet seasons in club history. The team got off to an 8-0 start, setting a franchise record for most consecutive wins within a season and tying the mark for most wins regardless of seasons. The 12-4 finish tied Cincinnati records for most wins in a season and best winning percentage in a 16-game season. QB Andy Dalton was a huge key to it all, winning the AFC passing title with a Bengals-record 106.3 rating. But Dalton suffered a thumb injury in Game 13 vs. Pittsburgh and missed the remainder of the campaign, including a dramatic 18-16 loss to Pittsburgh in the first round of the playoffs. Backup QB AJ McCarron, who went 2-1 as a starter in the last three regular season games, rallied the Bengals in the playoff game from a 15-0 deficit after three quarters to a 16-15 lead with 1:50 to play. But the Steelers came back for a winning FG after recovering a fumble by Bengals HB Jeremy Hill deep in Pittsburgh territory. The Bengals' 2015 accomplishments also included a No. 2 NFL finish in scoring defense (17.4), the highest in club history. The club's most singular game accomplishment came Oct. 11 vs. Seattle, when the Bengals overcame a 17-point fourth-quarter deficit (24-7) to win 27-24 in overtime. The last time any NFL team had won a regular season or postseason game after trailing by 17 in the fourth quarter had been Week 15 of 2010, and Cincinnati's win ended a streak of 427 consecutive games in which teams trailing by 17-plus in the fourth quarter had lost. By the end of the postseason, the game stood as the only win for such a trailing team in the previous 536 instances.

2016

For the first time in six seasons, the Bengals missed the playoffs, and their 6-9-1 record came with plenty of reason to think what else might have been. Cincinnati's last five losses came by a total of 16 points, and a general lack of production in the fourth quarter was highlighted by the team suffering from crucial missed place kicks as no Bengals team had suffered in recent years. Injuries also were a worse-than-usual factor, but head coach Marvin Lewis said simply, "Your record is what you earn. We have to do a better job in so many ways (in 2017)." The most notable injury was a hamstring strain that cost WR A.J. Green all but two snaps of the last seven games. Through nine games, Green's totals of 66 receptions and 964 yards had him on pace to set club season records in both categories by wide margins. DE Carlos Dunlap had a remarkable 15 passes defensed, leading the team by five in becoming the first DL to lead the team in the category, and Dunlap led all NFL defensive linemen by seven. DE Geno Atkins led all NFL interior linemen in sacks (nine), claiming at least a piece of that crown for the fourth time in his seven seasons. Green, Dunlap and Atkins were among five Bengals in the Pro Bowl, joined also by QB Andy Dalton and OT Andrew Whitworth. The Bengals took part for the first time in the NFL's International Series, playing Washington to a 27-all tie on Oct. 30 at London's Wembley Stadium. The Bengals officially were named the home team in the game, as the team played only seven games at Paul Brown Stadium, but it was the first regular-season game in franchise history played at a neutral site. The tie against Washington was notable because it was Cincinnati's third tie in nine seasons (2008-16). Only eight other NFL teams played even one tie in that span, with the remaining 23 playing none. A notable statistic for the season was rookie WR Alex Erickson, a college free agent signee from

Wisconsin, leading the AFC with a 27.9-yard kickoff return average, second-highest in team history.

2017

The Bengals in 2017 celebrated their 50th season by creating a commemorative 50th logo for team uniforms and apparel, introducing special signage throughout the stadium and the city, and honoring Bengals legends at halftime of each home game. On the field, the Bengals finished the season in third place of the AFC North Division at 7-9 and missed the playoffs for the second consecutive year. The offense failed to score a TD in the team's first two games, which included a 20-0 shutout at home in the opener vs. Baltimore and 13-9 loss to Houston on national TV on Thursday Night Football. Offensive coordinator Ken Zampese was fired on Sept. 15, and QBs coach Bill Lazor was named as his replacement. Despite the adjustment, the Bengals ended the season ranked last in the NFL in total offense, averaging just 280.5 yards per game. The team allowed 40 sacks and produced just a 3.6-yard average per rush. The Bengals' defense was on the field for 184 more plays than the offense (1146 to 962), the equivalent of nearly three extra games of action. That perhaps contributed to additional injuries to defensive players, as the Bengals relied heavily upon backups as the season progressed. The defense, which ranked No. 2 in the NFL through Week 6, fell to No. 18 by the end of the season. After a 33-7 loss vs. Chicago in Week 14 and a 34-7 loss at Minnesota in Week 15 dropped their record to 5-9, the Bengals rebounded to win their final two games of the season and knock both of their opponents — Detroit and Baltimore — out of playoff contention. The Bengals' win in the season finale came in dramatic fashion, as the team stunned the Ravens at Baltimore with a knockout TD in the final minute to eliminate the Ravens from the playoffs. QB Andy Dalton hit WR Tyler Boyd for a 49-yard score on fourth down with 44 seconds left to give the Bengals the win. The win helped elevate Buffalo to the playoffs for the first time since 1999, and Bills fans showed their appreciation of Dalton's last-minute heroics by donating heavily to his charity. Bills backers made a large number of \$17 contributions (\$1 for each of the 17 consecutive non-playoff seasons for the Bills), and in the end, more than \$450,000 in donations were made to the Andy and Jordan Dalton Foundation. LB Carl Lawson led all NFL rookies in sacks (8.5) in 2017, and DT Geno Atkins led all NFL interior linemen in sacks (nine). Bengals co-founder Pete Brown, 74, died on Dec. 12. Brown, who was senior vice president of player personnel, had worked in the mid-1960s with his father, Paul, and brother, Mike, to bring pro football to Cincinnati. Two days after the season ended, Bengals head coach Marvin Lewis signed a two-year extension through 2019. Offensive line coach Paul Alexander, the second-longest tenured assistant in Bengals history at 24 seasons, departed for the Dallas Cowboys after his contract was not renewed by Cincinnati.

2018

The Bengals raced to a 4-1 start and stood 5-3 at the mid-way point of the season, but a 1-7 finish left them with a 6-10 final record and last-place finish in the AFC North. The season was marred by a wave of injuries that crippled the team. Of the 53 players on the roster for the regular-season opener at Indianapolis, 22 missed at least two games due to injury. Fourteen of those 22 players ended the season on Reserve/Injured, including starters QB Andy Dalton, WR A.J. Green, WR Tyler Boyd and TE Tyler Eifert, as well as other major contributors, including DE Carl Lawson and TE Tyler Kroft. Cincinnati's defense struggled from the outset, and through nine games was allowing a league-worst 454.6 net yards per game, which at the time was on pace to set an NFL record for yards allowed in a season. The Bengals fired first-year defensive coordinator Teryl Austin on Nov. 12, the day after a 51-14 home loss to New Orleans, and head coach Marvin Lewis assumed defensive coordinator duties for the season's final seven games. The Bengals' defense showed improvement under Lewis, but still finished last in the NFL at 413.6 net yards allowed per game. Second-year HB Joe Mixon rushed for 1168 yards and became the first Bengal ever to lead the AFC in rushing in a season (though RB Paul Robinson led the AFL in rushing in 1968). Boyd enjoyed a breakout season, and his 1028 receiving yards made him the first Bengal other than Green to hit the century mark in 10 seasons (Chad Johnson, 2009). On Oct. 7 vs. Miami, Green's 112 receiving yards gave him his 32nd 100-yard game, passing WR Chad Johnson (31) for most in team history. Rookie S Jessie Bates III totaled a team-best 111 tackles on defense, making him only the sixth Bengals rookie ever to lead the team in tackles. On Dec. 31, the day after the season finale, the Bengals and head coach Marvin Lewis mutually decided to part ways after 16 seasons. Lewis ended his career with a 131-122-3 regular season record (131-129-3 including postseason). His total of 131 career victories is the most in team history and at the time ranked tied for 24th in NFL history.

2019

On Feb. 4, the Bengals hired L.A. Rams quarterbacks coach Zac Taylor as the Cincinnati's 10th head coach. His first season was marked by injuries to key players and early-season team struggles which led to a franchise-worst 0-11 start. The Bengals finished the year at 2-14, which through 2021 matched the worst record in team history (the 2002 club also finished 2-14). Cincinnati's hopes for success took three significant hits before the end of the first preseason game. Rookie OT Jonah Williams, the Bengals' first-round pick who had been slated to start at LOT, was lost for the season in June OTAs due to a shoulder injury (he returned to practice late in the year, but did not see game action). Then on July 27, in the team's first training camp practice, which was held at Welcome Stadium in Dayton as part of the NFL's 100th season celebration, perennial All-Pro WR A.J. Green went down with an ankle injury that ended up costing him the entire season. Making matters worse, OT Cordy Glenn, who was to replace Williams at LOT, suffered a concussion in the preseason opener at Kansas City and did not return to game action until late November. After the team had progressed to an 0-8 start, Taylor announced during the team's bye week that he would be benching longtime starting QB Andy Dalton in favor of rookie Ryan Finley. The experiment turned out to be short-lived, as Cincinnati's offense managed just 33 points over the next three games (all losses). Dalton returned to the starting role on Dec. 1 vs. the N.Y. Jets and led the Bengals to their first win of the season. During that game, Dalton passed Ken Anderson for most career completions and TD passes in team history (Anderson had 2654 completions and 197 TD passes). Cincinnati secured the No. 1 overall pick in the 2020 NFL Draft with a Dec. 22 loss at Miami, but the game will perhaps be remembered most for the Bengals' dramatic 23-point fourth-quarter comeback that featured 16 points in the final 29 seconds to force OT. The game also included a 57-yard FG from K Randy Bullock, the longest in team history. Cincinnati wrapped up its season with a convincing 33-23 win over Cleveland at Paul Brown Stadium. After that contest, fans lined the stands surrounding the Bengals' tunnel and chanted Dalton's name as he exited the field from what was believed to be his final game with the team.

2020

On March 13, the Bengals joined most other NFL teams by announcing that their facility would close the following week due to the COVID-19 pandemic and that employees would be working remotely. As the pandemic continued to spread throughout the country and states began widespread shutdowns of businesses deemed "non-essential," the NFL soon mandated that all teams' facilities — no matter their location — remain closed until further notice. As a result, the entire NFL offseason program — everything between voluntary workouts in April and mandatory minicamp in June — was conducted online, as sports leagues in the U.S. remained shut down until mid-summer. The 2020 NFL Draft was held virtually, and the Bengals selected Louisiana State QB and Athens, Ohio-native Joe Burrow with the No. 1 overall pick in the NFL's first-ever virtual draft. A few days later, the Bengals released Andy Dalton, the team's starting QB the previous nine seasons (2011-19), signaling the official shift to Burrow, who arrived with much fan anticipation after having arguably the greatest season ever by a college QB (he set numerous SEC and NCAA records, won the Heisman Trophy by the largest margin in its 85-year history and led LSU to an undefeated season and national championship). The Bengals welcomed a limited number of employees back into the office on May 20, after a more than two-month closure of the facility. Numerous precautions were put into place and maintained for the rest of the year, such as the mandatory wearing of facemasks and the social distancing of workspaces. The NFL and NFLPA reached an agreement late in July regarding COVID-19 protocols for the season, and players began reporting to team facilities for pre-training camp physicals the last week of July. Full training camp practices didn't begin until mid-August, and the NFL and NFLPA eventually agreed to cancel all preseason games as a precaution. The league and the union also agreed to test for COVID-19 among players, coaches and select football staff each day at team facilities. Additionally, everyone in the testing protocol was required to wear an electronic tracker at all times while at team facilities, which would trace and identify all persons in close contact with any individual who tested positive. Some NFL states/cities permitted a limited number of fans to attend games, while others did not allow fans at all. The Bengals opened their season at home against the L.A. Chargers in the first and only NFL game ever held in Cincinnati without fans. The team did so to comply with an order from the State of Ohio to limit mass gatherings, however that order was later loosened, and the Bengals hosted between 6000 and 11,000 fans at their seven remaining home games. The Bengals struggled to a 4-11-1 record in 2020, though Burrow was among the team's bright spots as he got off to one of

the most productive statistical starts to a career by a QB in league history. He had been on pace to smash several team and NFL rookie records, but in Game 10, Nov. 22 at Washington he suffered a torn ACL when an offensive lineman fell onto his left knee after a pass attempt. Cincinnati, which at the time had shown signs of a turnaround and was entering a stretch of games against several sub-.500 teams, turned to backup Brandon Allen and finished 2-4 over the final six contests. One of those two late wins, though, was considered among the biggest upsets of the season in the NFL, as third-string QB Ryan Finley filled in for the injured Allen on Monday Night Football and led a double-digit underdog Cincinnati to a 27-17 win over 11-2 Pittsburgh (the win snapped the Bengals' 11-game losing streak against the Steelers). The Bengals parted ways with a longtime veteran when it traded DE Carlos Dunlap to Seattle on Oct. 28. Dunlap had 82.5 career sacks at the time of the trade, just one shy of tying Eddie Edwards' team record of 83.5. As the NFL season moved forward, many NFL teams faced COVID-19 positive tests, outbreaks and policy violations. Cincinnati, however, was among the few which emerged from the 2020 season relatively unscathed. The Bengals went without a single positive test from a player or coach through the first eight weeks of the regular season, and in total only nine players (including four on the practice squad or reserve lists) spent time on the team's Reserve/COVID-19 list at any point due to either a positive test or being deemed a close contact (missing only 15 combined games). Additionally, six Bengals assistant coaches missed a total of nine combined games. Most sports leagues on every level struggled with game cancellations due to the pandemic. In the NFL, numerous contests were postponed to Mondays, Tuesdays or even Wednesdays, while multiple teams lost their bye or were forced to re-arrange their schedule, but NFL guidelines proved effective as all 269 scheduled games (regular season and playoffs) ultimately were played. The Bengals were among the most fortunate teams, as all 16 of their regular-season games were played at their originally scheduled dates and times.

2021

On the strength of one of the NFL's most talented young rosters, third-year head coach Zac Taylor and the Bengals enjoyed one of the most successful runs in team history, cruising to a 10-7 record, AFC North title, AFC Championship and berth in Super Bowl LVI. It was the second consecutive season played under the shadow of the COVID-19 pandemic, which continued to circle and affect the entire globe. The league's pandemic protocols remained in effect throughout the entirety of the 2021 season, but were loosened for teams and fans who were fully vaccinated (see "COVID-19 creates unprecedented seasons in 2020 and '21" in Miscellaneous Facts and Figures section). In April, the Bengals announced the formation of a Ring of Honor to display inside Paul Brown Stadium, with team founder Paul Brown and Pro Football Hall of Famer Anthony Munoz as the first two members, who were later joined by, as voted by season ticket holders, both QB Ken Anderson and CB Ken Riley. The ROH was unveiled to fans during a halftime ceremony of Game 4 vs. Jacksonville. The team also unveiled new team uniforms in April, updating the striping on the various color options of the jersey and pants while keeping the team's iconic helmet design intact. It was the first major uniform change since 2004, and the fourth significant uniform redesign in team history. With regard to the roster, the Bengals assembled a collection of new players who proved to be key in the team's run to the Super Bowl. While the team said goodbye to a number of notable veterans — including two of the most celebrated Bengals ever in DT Geno Atkins (released) and WR A.J. Green (signed with Arizona as a UFA) — it began the new league year actively involved in free agency, signing many significant new players, particularly on defense. That list included DE Trey Hendrickson and DT Larry Ogunjobi, as well as CBs Chidobe Awuzie, Eli Apple and Mike Hilton. In the draft, the team added first-round WR Ja'Marr Chase (fifth overall) and fifth-round K Evan McPherson, who both proved to be key additions that were fundamental to the team's successful season. And via trade, the Bengals also acquired DT B.J. Hill from the N.Y. Giants. Second-year QB Joe Burrow posted new team records for passing yardage (4611), passing TDs (34) and passer rating (108.3) en route to being named the NFL's Comeback Player of the Year. His 525 passing yards on Dec. 26 set a new team record, breaking Boomer Esiason's longtime mark of 490, which was set 31 seasons earlier in 1990. Burrow's primary target was Chase, who had teamed with him in college to win a national championship at Louisiana State University in 2019. Chase put together arguably the top NFL rookie season ever by a WR en route to earning the Associated Press NFL Offensive Rookie of the Year Award. He caught 81 passes for 1455 yards and 13 TDs during the regular season. The receiving yards total established a new team record and was the most ever by an NFL rookie in the Super Bowl era, and his 1734 combined receiving yards in both the regular season and postseason counted as the most ever by an NFL rookie. He set a new team record for most receiving yards in a game with 266 on Jan. 2 vs.

Kansas City. With the Bengals, Chase teamed with second-year WR Tee Higgins (74 catches for 1091 yards and six TDs) and sixth-year slot WR Tyler Boyd (67 for 828 and five) to form one of the NFL's most productive receiving trios. Fifth-year HB Joe Mixon proved to be one of the NFL's top RBs, posting career-highs in rushing yardage (1205) and total TDs (16), while seventh-year TE C.J. Uzomah, the longest-tenured Bengal on offense, also had a career season with 49 catches for 493 yards and five TDs. Cincinnati's defense showed significant improvement thanks to the new faces and returning veterans. Hendrickson recorded the second-most sacks (14) in team history while bookend DE and Cincinnati native Sam Hubbard added another 7.5. At NT, 347-pound D.J. Reader returned after his first Bengals season was cut short by injury, and he helped Cincinnati's 2021 run defense improve 24 spots over the '20 squad. Ogunjobi and Hill rotated next to Reader and combined for 12.5 sacks. Second-year pro Logan Wilson made the leap from 2020 rotational player to one of the NFL's top young LBs, leading the team both total tackles (98) and interceptions (four). Logan's four INTs also tied for the NFL lead among LBs, and counted as the most by a Bengals LB in 16 years. The secondary was led by a pair of team captains at S in Vonn Bell and Jessie Bates III, who combined for three key INTs and a sack during the Bengals' playoff run, while all three of Cincinnati's starting CBs were new to the team in 2021 — Apple, Awuzie and Hilton — and each had a pair of INTs. On special teams, the celebrity of the year was McPherson, a 22-year-old rookie whose leg strength and reliability under pressure turned him into

an immediate fan favorite. McPherson's nine FGs of 50 or more yards during the regular season was just one shy of tying the NFL single-season record of 10, and enough to set a new team career record. He also became the only kicker in team history to convert three FGs of 50 or more yards in a game, and he hit five game-winning "walk-off" FGs as a rookie, including two in postseason. On Dec. 19 at Denver, McPherson set a new team record for longest FG in team history when he converted a 58-yarder. The Bengals recorded their first postseason victory since the 1990 season when they won a Wild Card Playoff vs. the Las Vegas Raiders in front of a record crowd of 66,277 at Paul Brown Stadium — the largest ever to attend a sports event in Cincinnati. The team followed that win with road victories at the No. 1-seed Tennessee Titans and the No. 2-seed Kansas City Chiefs to win the AFC Championship and secure a berth in Super Bowl LVI. The Super Bowl was played against the L.A. Rams on their home field at SoFi Stadium in Inglewood, Calif., however Cincinnati was listed as the home team. The Bengals fell behind 13-3 early in the second quarter, but closed the gap to take the lead on the first play of the second half with a 75-yard TD pass from Burrow to Higgins that counted as the longest play from scrimmage in Bengals postseason history. Cincinnati stretched its lead to seven, but L.A.'s defense stood strong. A TD by WR Cooper Kupp gave the Rams a three-point lead with 1:25 remaining, and the Bengals' attempt to tie or win ended on a fourth-and-one at midfield when Burrow threw an incomplete pass while being tackled. Shortly after the Super Bowl, the NFL and the NFLPA jointly announced that they had suspended all COVID-19 protocols going into the new 2022 league year.

ALL-TIME RESULTS

REGULAR SEASON AND POSTSEASON

All-time regular-season record: 373-459-5 (227-189-2 home, 146-269-2 road, 0-1-1 neutral)

All-time postseason record: 8-15 (6-5 home, 2-7 road, 0-3 neutral)

(All games listed are Sunday afternoon games unless noted otherwise. Opponents are capitalized for games in which the Bengals were the home team, including those games played at neutral sites. The two regular-season, neutral-site games were played in London, England in 2016 and '19.)

1968

3-11-0 (2-5 HOME, 1-6 ROAD) 5TH IN AFL WEST

HEAD COACH: PAUL BROWN

DATE	OPPONENT	W-L	SCORE	ATT.	STADIUM/NOTES
Sept. 6	at San Diego Chargers.....	L	13-29	33,687	San Diego Stadium/Friday night
Sept. 15	DENVER BRONCOS.....	W	24-10	25,049	Nippert Stadium
Sept. 22	BUFFALO BILLS.....	W	34-23	24,045	Nippert Stadium
Sept. 29	SAN DIEGO CHARGERS.....	L	10-31	28,642	Nippert Stadium
Oct. 6	at Denver Broncos.....	L	7-10	41,257	Bears Stadium
Oct. 13	at Kansas City Chiefs.....	L	3-13	47,096	Municipal Stadium
Oct. 20	MIAMI DOLPHINS.....	L	22-24	25,942	Nippert Stadium
Oct. 27	at Oakland Raiders.....	L	10-31	37,083	Oakland Coliseum
Nov. 3	HOUSTON OILERS.....	L	17-27	24,012	Nippert Stadium
Nov. 10	KANSAS CITY CHIEFS.....	L	9-16	25,537	Nippert Stadium
Nov. 17	at Miami Dolphins.....	W	38-21	31,747	Orange Bowl
Nov. 24	OAKLAND RAIDERS.....	L	0-34	27,116	Nippert Stadium
Dec. 1	at Boston Patriots.....	L	14-33	17,796	Fenway Park
Dec. 8	at N.Y. Jets.....	L	14-27	61,111	Shea Stadium
Dec. 15	— BYE —				

REGULAR-SEASON TOTALS 3-11-0 215-329 — Regular-season home att.: 180,343

1969

4-9-1 (4-3 HOME, 0-6-1 ROAD) 5TH IN AFL WEST

HEAD COACH: PAUL BROWN

DATE	OPPONENT	W-L	SCORE	ATT.	STADIUM/NOTES
Sept. 14	MIAMI DOLPHINS.....	W	27-21	25,335	Nippert Stadium
Sept. 21	SAN DIEGO CHARGERS.....	W	34-20	26,243	Nippert Stadium
Sept. 28	KANSAS CITY CHIEFS.....	W	24-19	27,812	Nippert Stadium
Oct. 4	at San Diego Chargers.....	L	14-21	52,748	San Diego Stadium/Saturday night
Oct. 12	N.Y. JETS.....	L	7-21	27,927	Nippert Stadium
Oct. 19	DENVER BRONCOS.....	L	23-30	27,920	Nippert Stadium
Oct. 26	at Kansas City Chiefs.....	L	22-42	50,934	Municipal Stadium
Nov. 2	OAKLAND RAIDERS.....	W	31-17	27,927	Nippert Stadium
Nov. 9	at Houston Oilers.....	T	31-31	45,298	Astrodome
Nov. 16	BOSTON PATRIOTS.....	L	14-25	25,913	Nippert Stadium
Nov. 23	at N.Y. Jets.....	L	7-40	62,128	Shea Stadium
Nov. 30	at Buffalo Bills.....	L	13-16	35,122	War Memorial Stadium
Dec. 7	at Oakland Raiders.....	L	17-37	54,427	Oakland Coliseum
Dec. 14	at Denver Broncos.....	L	16-27	42,198	Mile High Stadium

REGULAR-SEASON TOTALS 4-9-1 280-367 — Regular-season home att.: 189,077

1970

8-6-0 (5-2 HOME, 3-4 ROAD) 1ST IN AFC CENTRAL

HEAD COACH: PAUL BROWN

DATE	OPPONENT	W-L	SCORE	ATT.	STADIUM/NOTES
Sept. 20	OAKLAND RAIDERS.....	W	31-21	56,616	Riverfront Stadium
Sept. 27	at Detroit Lions.....	L	3-38	58,202	Tiger Stadium
Oct. 4	HOUSTON OILERS.....	L	13-20	55,094	Riverfront Stadium
Oct. 11	at Cleveland Browns.....	L	27-30	83,520	Cleveland Stadium
Oct. 18	KANSAS CITY CHIEFS.....	L	19-27	57,265	Riverfront Stadium
Oct. 25	at Washington Redskins.....	L	0-20	50,415	RFK Stadium
Nov. 2	at Pittsburgh Steelers.....	L	10-21	38,968	Three Rivers Stadium/Monday night
Nov. 8	at Buffalo Bills.....	W	43-14	43,587	War Memorial Stadium
Nov. 15	CLEVELAND BROWNS.....	W	14-10	60,007	Riverfront Stadium
Nov. 22	PITTSBURGH STEELERS.....	W	34-7	59,276	Riverfront Stadium
Nov. 29	NEW ORLEANS SAINTS.....	W	26-6	59,342	Riverfront Stadium
Dec. 6	at San Diego Chargers.....	W	17-14	41,461	San Diego Stadium
Dec. 13	at Houston Oilers.....	W	30-20	34,435	Astrodome
Dec. 20	BOSTON PATRIOTS.....	W	45-7	60,157	Riverfront Stadium

REGULAR-SEASON TOTALS 8-6-0 312-255 — Regular-season home att.: 407,757

AFC DIVISIONAL PLAYOFF

Dec. 26 at Baltimore Colts.....L 0-17 51,127 Memorial/Saturday afternoon

1971

4-10-0 (3-4 HOME, 1-6 ROAD) 4TH IN AFC CENTRAL

HEAD COACH: PAUL BROWN

DATE	OPPONENT	W-L	SCORE	ATT.	STADIUM/NOTES
Sept. 19	PHILADELPHIA EAGLES.....	W	37-14	55,880	Riverfront Stadium
Sept. 26	at Pittsburgh Steelers.....	L	10-21	48,448	Three Rivers Stadium
Oct. 3	at Green Bay Packers.....	L	17-20	56,263	Lambeau Field
Oct. 10	MIAMI DOLPHINS.....	L	13-23	60,099	Riverfront Stadium
Oct. 17	CLEVELAND BROWNS.....	L	24-27	60,284	Riverfront Stadium
Oct. 24	at Oakland Raiders.....	L	27-31	54,699	Oakland Coliseum
Oct. 31	at Houston Oilers.....	L	6-10	37,947	Astrodome
Nov. 7	ATLANTA FALCONS.....	L	6-9	59,604	Riverfront Stadium
Nov. 14	at Denver Broncos.....	W	24-10	51,200	Mile High Stadium
Nov. 21	HOUSTON OILERS.....	W	28-13	59,390	Riverfront Stadium
Nov. 28	SAN DIEGO CHARGERS.....	W	31-0	59,580	Riverfront Stadium
Dec. 5	at Cleveland Browns.....	L	27-31	82,705	Cleveland Stadium
Dec. 12	PITTSBURGH STEELERS.....	L	13-21	60,022	Riverfront Stadium
Dec. 19	at N.Y. Jets.....	L	21-35	63,151	Shea Stadium

REGULAR-SEASON TOTALS 4-10-0 284-265 — Regular-season home att.: 414,859

1972

8-6-0 (4-3 HOME, 4-3 ROAD) 3RD IN AFC CENTRAL

HEAD COACH: PAUL BROWN

DATE	OPPONENT	W-L	SCORE	ATT.	STADIUM/NOTES
Sept. 17	at New England Patriots.....	W	31-7	60,999	Schaefer Stadium
Sept. 24	PITTSBURGH STEELERS.....	W	15-10	54,292	Riverfront Stadium
Oct. 1	at Cleveland Browns.....	L	6-27	81,564	Cleveland Stadium
Oct. 8	DENVER BRONCOS.....	W	21-10	55,812	Riverfront Stadium
Oct. 15	at Kansas City Chiefs.....	W	23-16	79,068	Arrowhead Stadium
Oct. 22	at L.A. Rams.....	L	12-15	73,385	Los Angeles Coliseum
Oct. 29	HOUSTON OILERS.....	W	30-7	59,409	Riverfront Stadium
Nov. 5	at Pittsburgh Steelers.....	L	17-40	50,350	Three Rivers Stadium
Nov. 12	OAKLAND RAIDERS.....	L	14-20	59,485	Riverfront Stadium
Nov. 19	BALTIMORE COLTS.....	L	19-20	49,512	Riverfront Stadium
Nov. 26	at Chicago Bears.....	W	13-3	55,701	Soldier Field
Dec. 3	N.Y. GIANTS.....	W	13-10	59,523	Riverfront Stadium
Dec. 9	CLEVELAND BROWNS.....	L	24-27	59,524	Riverfront Stadium/Saturday afternoon
Dec. 17	at Houston Oilers.....	W	61-17	32,482	Astrodome

REGULAR-SEASON TOTALS 8-6-0 299-229 — Regular-season home att.: 397,557

1973

10-4-0 (7-0 HOME, 3-4 ROAD) 1ST IN AFC CENTRAL

HEAD COACH: PAUL BROWN

DATE	OPPONENT	W-L	SCORE	ATT.	STADIUM/NOTES
Sept. 16	at Denver Broncos.....	L	10-28	49,059	Mile High Stadium
Sept. 23	HOUSTON OILERS.....	W	24-10	51,823	Riverfront Stadium
Sept. 30	at San Diego Chargers.....	W	20-13	46,733	San Diego Stadium
Oct. 7	at Cleveland Browns.....	L	10-17	70,805	Cleveland Stadium
Oct. 14	PITTSBURGH STEELERS.....	W	19-7	55,819	Riverfront Stadium
Oct. 21	KANSAS CITY CHIEFS.....	W	14-6	56,397	Riverfront Stadium
Oct. 28	at Pittsburgh Steelers.....	L	13-20	45,761	Three Rivers Stadium
Nov. 4	at Dallas Cowboys.....	L	10-38	54,944	Texas Stadium
Nov. 11	at Buffalo Bills.....	W	16-13	76,927	Rich Stadium
Nov. 18	N.Y. JETS.....	W	20-14	55,745	Riverfront Stadium
Nov. 25	ST. LOUIS CARDINALS.....	W	42-24	50,918	Riverfront Stadium
Dec. 2	MINNESOTA VIKINGS.....	W	27-0	57,859	Riverfront Stadium
Dec. 9	CLEVELAND BROWNS.....	W	34-17	58,266	Riverfront Stadium
Dec. 16	at Houston Oilers.....	W	27-24	21,955	Astrodome

REGULAR-SEASON TOTALS 10-4-0 286-231 — Regular-season home att.: 386,827

AFC DIVISIONAL PLAYOFF

Dec. 23 at Miami Dolphins.....L 16-34 74,651 Orange Bowl

1974

7-7-0 (4-3 HOME, 3-4 ROAD) 3RD IN AFC CENTRAL

HEAD COACH: PAUL BROWN

DATE	OPPONENT	W-L	SCORE	ATT.	STADIUM/NOTES
Sept. 15	CLEVELAND BROWNS.....	W	33-7	53,113	Riverfront Stadium
Sept. 22	SAN DIEGO CHARGERS.....	L	17-20	51,178	Riverfront Stadium
Sept. 29	at San Francisco 49ers.....	W	21-3	49,895	Candlestick Park
Oct. 6	WASHINGTON REDSKINS.....	W	28-17	56,175	Riverfront Stadium
Oct. 13	at Cleveland Browns.....	W	34-24	70,897	Cleveland Stadium
Oct. 20	at Oakland Raiders.....	L	27-30	51,821	Oakland Coliseum
Oct. 27	HOUSTON OILERS.....	L	21-34	55,434	Riverfront Stadium
Nov. 3	at Baltimore Colts.....	W	24-14	36,110	Memorial Stadium
Nov. 10	PITTSBURGH STEELERS.....	W	17-10	57,532	Riverfront Stadium
Nov. 17	at Houston Oilers.....	L	3-20	44,054	Astrodome
Nov. 24	KANSAS CITY CHIEFS.....	W	33-6	49,777	Riverfront Stadium
Dec. 2	at Miami Dolphins.....	L	3-24	71,962	Orange Bowl/Monday night
Dec. 8	DETROIT LIONS.....	L	19-23	45,159	Riverfront Stadium
Dec. 14	at Pittsburgh Steelers.....	L	3-27	42,878	Three Rivers Stadium/Saturday afternoon

REGULAR-SEASON TOTALS 7-7-0 283-259 — Regular-season home att.: 368,368

1975

11-3-0 (6-1 HOME, 5-2 ROAD) 2ND IN AFC CENTRAL (WILD CARD QUALIFIER)

HEAD COACH: PAUL BROWN

DATE	OPPONENT	W-L	SCORE	ATT.	STADIUM/NOTES
Sept. 21	CLEVELAND BROWNS.....	W	24-17	52,874	Riverfront Stadium
Sept. 28	at New Orleans Saints.....	W	21-0	52,531	Louisiana Superdome
Oct. 5	at Houston Oilers.....	W	21-19	45,321	Astrodome
Oct. 12	NEW ENGLAND PATRIOTS.....	W	27-10	51,220	Riverfront Stadium
Oct. 19	OAKLAND RAIDERS.....	W	14-10	48,122	Riverfront Stadium
Oct. 26	at Atlanta Falcons.....	W	21-14	45,811	Atlanta-Fulton County Stadium
Nov. 2	PITTSBURGH STEELERS.....	L	24-30	58,418	Riverfront Stadium
Nov. 9	at Denver Broncos.....	W	17-16	49,919	Mile High Stadium
Nov. 17	BUFFALO BILLS.....	W	33-24	56,666	Riverfront Stadium/Monday night
Nov. 23	at Cleveland Browns.....	L	23-35	56,427	Cleveland Stadium
Nov. 30	HOUSTON OILERS.....	W	23-19	46,128	Riverfront Stadium
Dec. 7	at Philadelphia Eagles.....	W	31-0	56,984	Veterans Stadium
Dec. 13	at Pittsburgh Steelers.....	L	14-35	48,889	Three Rivers Stadium/Saturday afternoon
Dec. 21	SAN DIEGO CHARGERS.....	W	47-17	46,474	Riverfront Stadium

REGULAR-SEASON TOTALS 11-3-0 340-246 — Regular-season home att.: 359,902

AFC DIVISIONAL PLAYOFF

Dec. 28 at Oakland Raiders.....L 28-31 53,030 Oakland Coliseum

1976

10-4-0 (6-1 HOME, 4-3 ROAD)

2ND IN AFC CENTRAL

HEAD COACH: BILL JOHNSON

DATE	OPPONENT	W-L	SCORE	ATT.	STADIUM/NOTES
Sept. 12	DENVER BRONCOS.....	W	17-7	53,464	Riverfront Stadium
Sept. 19	at Baltimore Colts.....	L	27-28	50,374	Memorial Stadium
Sept. 26	GREEN BAY PACKERS.....	W	28-7	44,103	Riverfront Stadium
Oct. 3	at Cleveland Browns.....	W	45-24	75,817	Cleveland Stadium
Oct. 10	TAMPA BAY BUCCANEERS.....	W	21-0	49,700	Riverfront Stadium
Oct. 17	at Pittsburgh Steelers.....	L	6-23	48,311	Three Rivers Stadium
Oct. 24	at Houston Oilers.....	W	27-7	45,499	Astrodome
Oct. 31	CLEVELAND BROWNS.....	W	21-6	54,776	Riverfront Stadium
Nov. 8	L.A. RAMS.....	W	20-12	52,480	Riverfront Stadium/Monday night
Nov. 14	HOUSTON OILERS.....	W	31-27	53,243	Riverfront Stadium
Nov. 21	at Kansas City Chiefs.....	W	27-24	46,259	Arrowhead Stadium
Nov. 28	PITTSBURGH STEELERS.....	L	3-7	55,142	Riverfront Stadium
Dec. 6	at Oakland Raiders.....	L	20-35	52,430	Oakland Coliseum/Monday night
Dec. 12	at N.Y. Jets.....	W	42-3	31,067	Shea Stadium
REGULAR-SEASON TOTALS		10-4-0	335-210	—	Regular-season home att.: 362,908

1977

8-6-0 (5-2 HOME, 3-4 ROAD)

2ND IN AFC CENTRAL

HEAD COACH: BILL JOHNSON

DATE	OPPONENT	W-L	SCORE	ATT.	STADIUM/NOTES
Sept. 18	CLEVELAND BROWNS.....	L	3-13	52,847	Riverfront Stadium
Sept. 25	SEATTLE SEAHAWKS.....	W	42-20	45,579	Riverfront Stadium
Oct. 2	at San Diego Chargers.....	L	3-24	40,352	San Diego Stadium
Oct. 9	at Green Bay Packers.....	W	17-7	53,653	Milwaukee County Stadium
Oct. 17	at Pittsburgh Steelers.....	L	14-20	47,950	Three Rivers Stadium/Monday night
Oct. 23	DENVER BRONCOS.....	L	13-24	54,395	Riverfront Stadium
Oct. 30	HOUSTON OILERS.....	W	*13-10	53,194	Riverfront Stadium/*OT
Nov. 6	at Cleveland Browns.....	W	10-7	81,932	Cleveland Stadium
Nov. 13	at Minnesota Vikings.....	L	10-42	45,371	Metropolitan Stadium
Nov. 20	MIAMI DOLPHINS.....	W	23-17	46,733	Riverfront Stadium
Nov. 27	N.Y. GIANTS.....	W	30-13	32,705	Riverfront Stadium
Dec. 4	at Kansas City Chiefs.....	W	27-7	38,488	Arrowhead Stadium
Dec. 10	PITTSBURGH STEELERS.....	W	17-10	36,133	Riverfront Stadium/Saturday afternoon
Dec. 18	at Houston Oilers.....	L	16-21	46,212	Astrodome
REGULAR-SEASON TOTALS		8-6-0	238-235	—	Regular-season home att.: 321,586

1978					
4-12-0 (3-5 HOME, 1-7 ROAD)			4TH IN AFC CENTRAL		
HEAD COACHES: BILL JOHNSON (0-5), HOMER RICE (4-7)					
DATE	OPPONENT	W-L	SCORE	ATT.	STADIUM/NOTES
Sept. 3	KANSAS CITY CHIEFS	L	23-24	41,810	Riverfront Stadium
Sept. 10	at Cleveland Browns	L	*10-13	72,691	Cleveland Stadium/*OT
Sept. 17	PITTSBURGH STEELERS	L	3-28	50,260	Riverfront Stadium
Sept. 24	NEW ORLEANS SAINTS	L	18-20	40,455	Riverfront Stadium
Oct. 1	at San Francisco 49ers	L	12-28	41,107	Candlestick Park
Oct. 9	at Miami Dolphins	L	0-21	54,729	Orange Bowl/Monday night
Oct. 15	NEW ENGLAND PATRIOTS	L	3-10	48,699	Riverfront Stadium
Oct. 22	at Buffalo Bills	L	0-5	47,754	Rich Stadium
Oct. 29	HOUSTON OILERS	W	28-13	50,532	Riverfront Stadium
Nov. 5	at San Diego Chargers	L	13-22	43,639	San Diego Stadium
Nov. 13	OAKLAND RAIDERS	L	21-34	51,374	Riverfront Stadium/Monday night
Nov. 19	at Pittsburgh Steelers	L	6-7	47,578	Three Rivers Stadium
Nov. 26	at Houston Oilers	L	10-17	43,245	Astrodome
Dec. 3	ATLANTA FALCONS	W	37-7	25,336	Riverfront Stadium
Dec. 11	at L.A. Rams	W	20-19	47,471	Los Angeles Coliseum/Monday night
Dec. 17	CLEVELAND BROWNS	W	48-16	46,985	Riverfront Stadium
REGULAR-SEASON TOTALS		4-12-0	252-284	—	Regular-season home att.: 355,451

1979					
4-12-0 (4-4 HOME, 0-8 ROAD)			4TH IN AFC CENTRAL		
HEAD COACH: HOMER RICE					
DATE	OPPONENT	W-L	SCORE	ATT.	STADIUM/NOTES
Sept. 2	at Denver Broncos	L	0-10	74,788	Mile High Stadium
Sept. 9	at Buffalo Bills	L	24-51	43,504	Rich Stadium
Sept. 16	NEW ENGLAND PATRIOTS	L	14-20	41,805	Riverfront Stadium
Sept. 23	HOUSTON OILERS	L	*27-30	45,615	Riverfront Stadium/*OT
Sept. 30	at Dallas Cowboys	L	13-38	63,179	Texas Stadium
Oct. 7	KANSAS CITY CHIEFS	L	7-10	40,041	Riverfront Stadium
Oct. 14	PITTSBURGH STEELERS	W	34-10	52,381	Riverfront Stadium
Oct. 21	at Cleveland Browns	L	27-28	75,119	Cleveland Stadium
Oct. 28	PHILADELPHIA EAGLES	W	37-13	42,036	Riverfront Stadium
Nov. 4	at Baltimore Colts	L	28-38	37,740	Memorial Stadium
Nov. 11	SAN DIEGO CHARGERS	L	24-26	40,782	Riverfront Stadium
Nov. 18	at Houston Oilers	L	21-42	49,829	Astrodome
Nov. 25	ST. LOUIS CARDINALS	W	34-28	25,103	Riverfront Stadium
Dec. 2	at Pittsburgh Steelers	L	17-37	46,521	Three Rivers Stadium
Dec. 9	at Washington Redskins	L	14-28	52,882	RFK Stadium
Dec. 16	CLEVELAND BROWNS	W	16-12	42,183	Riverfront Stadium
REGULAR-SEASON TOTALS		4-12-0	337-421	—	Regular-season home att.: 329,946

1980

6-10-0 (3-5 HOME, 3-5 ROAD)

4TH IN AFC CENTRAL

HEAD COACH: FORREST GREGG

DATE	OPPONENT	W-L	SCORE	ATT.	STADIUM/NOTES
Sept. 7	TAMPA BAY BUCCANEERS	L	12-17	43,211	Riverfront Stadium
Sept. 14	at Miami Dolphins	L	16-17	38,322	Orange Bowl
Sept. 21	PITTSBURGH STEELERS	W	30-28	52,490	Riverfront Stadium
Sept. 28	HOUSTON OILERS	L	10-13	50,413	Riverfront Stadium
Oct. 5	at Green Bay Packers	L	9-14	55,006	Lambeau Field
Oct. 12	at Pittsburgh Steelers	W	17-16	53,668	Three Rivers Stadium
Oct. 19	MINNESOTA VIKINGS	W	14-0	44,487	Riverfront Stadium
Oct. 26	at Houston Oilers	L	3-23	49,189	Astrodome
Nov. 2	SAN DIEGO CHARGERS	L	14-31	46,406	Riverfront Stadium
Nov. 9	at Oakland Raiders	L	17-28	44,132	Oakland Coliseum
Nov. 16	BUFFALO BILLS	L	0-14	40,836	Riverfront Stadium
Nov. 23	at Cleveland Browns	L	7-31	79,253	Cleveland Stadium
Nov. 30	at Kansas City Chiefs	W	20-6	41,594	Arrowhead Stadium
Dec. 7	BALTIMORE COLTS	W	34-33	35,651	Riverfront Stadium
Dec. 14	at Chicago Bears	W	*17-14	48,808	Soldier Field/*OT
Dec. 21	CLEVELAND BROWNS	L	24-27	50,058	Riverfront Stadium
REGULAR-SEASON TOTALS		6-10-0	244-312	—	Regular-season home att.: 363,552

1981					
12-4-0 (6-2 HOME, 6-2 ROAD)			1ST IN AFC CENTRAL		
HEAD COACH: FORREST GREGG					
DATE	OPPONENT	W-L	SCORE	ATT.	STADIUM/NOTES
Sept. 6	SEATTLE SEAHAWKS	W	27-21	41,177	Riverfront Stadium
Sept. 13	at N.Y. Jets	W	31-30	49,454	Shea Stadium
Sept. 20	CLEVELAND BROWNS	L	17-20	52,170	Riverfront Stadium
Sept. 27	BUFFALO BILLS	W	*27-24	46,418	Riverfront Stadium/*OT
Oct. 4	at Houston Oilers	L	10-17	44,350	Astrodome
Oct. 11	at Baltimore Colts	W	41-19	33,060	Memorial Stadium
Oct. 18	PITTSBURGH STEELERS	W	34-7	57,090	Riverfront Stadium
Oct. 25	at New Orleans Saints	L	7-17	46,336	Louisiana Superdome
Nov. 1	HOUSTON OILERS	W	34-21	54,736	Riverfront Stadium
Nov. 8	at San Diego Chargers	W	40-17	51,259	San Diego Jack Murphy Stadium
Nov. 15	L.A. RAMS	W	24-10	56,836	Riverfront Stadium
Nov. 22	DENVER BRONCOS	W	38-21	57,207	Riverfront Stadium
Nov. 29	at Cleveland Browns	W	41-21	75,186	Cleveland Stadium
Dec. 6	SAN FRANCISCO 49ERS	L	3-21	56,796	Riverfront Stadium
Dec. 13	at Pittsburgh Steelers	W	17-10	50,623	Three Rivers Stadium
Dec. 20	at Atlanta Falcons	W	30-28	35,972	Atlanta-Fulton County Stadium
REGULAR-SEASON TOTALS		12-4-0	421-304	—	Regular-season home att.: 422,430

AFC DIVISIONAL PLAYOFF					
Jan. 3	BUFFALO BILLS.....	W	28-21	55,420	Riverfront Stadium
AFC CHAMPIONSHIP					
Jan. 10	SAN DIEGO CHARGERS.....	W	27-7	46,302	Riverfront/"Freezer Bowl" (-59° wind chill)
SUPER BOWL XVI (AT PONTIAC, MICH.)					
Jan. 24	SAN FRANCISCO 49ERS.....	L	21-26	81,270	Pontiac Silverdome

1982

7-2-0 (4-0 HOME, 3-2 ROAD)

3RD IN AFC

(SUPER BOWL TOURNAMENT QUALIFIER)

HEAD COACH: FORREST GREGG

DATE	OPPONENT	W-L	SCORE	ATT.	STADIUM/NOTES
Sept. 12	HOUSTON OILERS.....	W	27-6	52,268	Riverfront Stadium
Sept. 19	at Pittsburgh Steelers.....	L	*20-26	53,973	Three Rivers Stadium/*OT
— PLAYERS' STRIKE BEGINS, SEPT. 20 —					
Sept. 27	at Cleveland Browns.....				Monday night/game canceled due to players' strike
Oct. 3	MIAMI DOLPHINS.....	—	—	—	Game canceled due to players' strike
Oct. 10	at New England Patriots.....	—	—	—	Game canceled due to players' strike
Oct. 17	at N.Y. Giants.....	—	—	—	Game canceled due to players' strike
Oct. 24	DALLAS COWBOYS.....	—	—	—	Game canceled due to players' strike
Oct. 31	PITTSBURGH STEELERS.....	—	—	—	Game canceled due to players' strike
Nov. 7	WASHINGTON REDSKINS.....	—	—	—	Game canceled due to players' strike
Nov. 14	at Houston Oilers.....	—	—	—	Game rescheduled due to players' strike
— PLAYERS' STRIKE ENDS AT 57 DAYS, NOV. 17 —					
Nov. 21	at Philadelphia Eagles.....	W	18-14	65,172	Veterans Stadium
Nov. 28	L.A. RAIDERS.....	W	31-17	53,330	Riverfront Stadium
Dec. 5	at Baltimore Colts.....	W	20-17	23,598	Memorial Stadium
Dec. 12	CLEVELAND BROWNS.....	W	23-10	54,305	Riverfront Stadium
Dec. 20	at San Diego Chargers.....	L	34-50	51,296	S.D. Jack Murphy Stadium/Monday night
Dec. 26	SEATTLE SEAHAWKS.....	W	24-10	55,330	Riverfront Stadium
Jan. 2	at Houston Oilers.....	W	35-27	26,522	Astrodome/rescheduled from Nov. 14
REGULAR-SEASON TOTALS		7-2-0	232-177	—	Regular-season home att.: 215,233
FIRST-ROUND PLAYOFF (SUPER BOWL TOURNAMENT)					
Jan. 9	N.Y. JETS.....	L	17-44	57,560	Riverfront Stadium

1983					
7-9-0 (4-4 HOME, 3-5 ROAD)				3RD IN AFC CENTRAL	
HEAD COACH: FORREST GREGG					
DATE	OPPONENT	W-L	SCORE	ATT.	STADIUM/NOTES
Sept. 4	L.A. RAIDERS	L	10-20	50,956	Riverfront Stadium
Sept. 11	BUFFALO BILLS	L	6-10	46,839	Riverfront Stadium
Sept. 15	at Cleveland Browns	L	7-17	79,700	Cleveland Stadium/Thursday night
Sept. 25	at Tampa Bay Buccaneers.....	W	23-17	56,023	Tampa Stadium
Oct. 2	BALTIMORE COLTS	L	31-34	48,104	Riverfront Stadium
Oct. 10	PITTSBURGH STEELERS	L	14-24	56,086	Riverfront Stadium/Monday night
Oct. 16	at Denver Broncos	L	17-24	74,305	Mile High Stadium
Oct. 23	CLEVELAND BROWNS	W	28-21	50,047	Riverfront Stadium
Oct. 30	GREEN BAY PACKERS	W	34-14	53,349	Riverfront Stadium
Nov. 6	at Houston Oilers	W	55-14	39,706	Astrodome
Nov. 13	at Kansas City Chiefs	L	15-20	44,711	Arrowhead Stadium
Nov. 20	HOUSTON OILERS	W	38-10	46,375	Riverfront Stadium
Nov. 28	at Miami Dolphins	L	14-38	74,506	Orange Bowl/Monday night
Dec. 4	at Pittsburgh Steelers	W	23-10	55,832	Three Rivers Stadium
Dec. 11	DETROIT LIONS	W	17-9	45,728	Riverfront Stadium
Dec. 17	at Minnesota Vikings.....	L	14-20	51,565	Metrodome/Saturday afternoon
REGULAR-SEASON TOTALS		7-9-0	346-302	—	Regular-season home att.: 397,484

1984

8-8-0 (5-3 HOME, 3-5 ROAD) 2ND IN AFC CENTRAL

HEAD COACH: SAM WYCHE					
DATE	OPPONENT	W-L	SCORE	ATT.	STADIUM/NOTES
Sept. 2	at Denver Broncos.....	L	17-20	74,178	Mile High Stadium
Sept. 9	KANSAS CITY CHIEFS.....	L	22-27	47,111	Riverfront Stadium
Sept. 16	at N.Y. Jets.....	L	23-43	64,193	Giants Stadium
Sept. 23	L.A. RAMS.....	L	14-24	45,406	Riverfront Stadium
Oct. 1	at Pittsburgh Steelers.....	L	17-38	57,098	Three Rivers Stadium/Monday night
Oct. 7	HOUSTON OILERS.....	W	13-3	43,637	Riverfront Stadium
Oct. 14	at New England Patriots.....	L	14-20	48,154	Sullivan Stadium
Oct. 21	CLEVELAND BROWNS.....	W	12-9	50,667	Riverfront Stadium
Oct. 28	at Houston Oilers.....	W	31-13	34,010	Astrodome
Nov. 4	at San Francisco 49ers.....	L	17-23	58,324	Candlestick Park
Nov. 11	PITTSBURGH STEELERS.....	W	22-20	52,497	Riverfront Stadium
Nov. 18	SEATTLE SEAHAWKS.....	L	6-26	50,280	Riverfront Stadium
Nov. 25	ATLANTA FALCONS.....	W	35-14	44,678	Riverfront Stadium
Dec. 2	at Cleveland Browns.....	W	*20-17	51,774	Cleveland Stadium/*OT
Dec. 9	at New Orleans Saints.....	W	24-21	40,855	Louisiana Superdome
Dec. 16	BUFFALO BILLS.....	W	52-21	55,771	Riverfront Stadium
REGULAR-SEASON TOTALS		8-8-0	339-339	—	Regular-season home att.: 390,047

1985

7-9-0 (5-3 HOME, 2-6 ROAD) 2ND IN AFC CENTRAL

HEAD COACH: SAM WYCHE					
DATE	OPPONENT	W-L	SCORE	ATT.	STADIUM/NOTES
Sept. 8	SEATTLE SEAHAWKS.....	L	24-28	51,625	Riverfront Stadium
Sept. 15	at St. Louis Cardinals.....	L	27-41	46,321	Busch Stadium
Sept. 22	SAN DIEGO CHARGERS.....	L	41-44	52,270	Riverfront Stadium
Sept. 30	at Pittsburgh Steelers.....	W	37-24	59,541	Three Rivers Stadium/Monday night
Oct. 6	N.Y. JETS.....	L	20-29	51,785	Riverfront Stadium
Oct. 13	N.Y. GIANTS.....	W	35-30	53,112	Riverfront Stadium
Oct. 20	at Houston Oilers.....	L	27-44	35,590	Astrodome
Oct. 27	PITTSBURGH STEELERS.....	W	26-21	55,421	Riverfront Stadium
Nov. 3	at Buffalo Bills.....	W	23-17	25,640	Rich Stadium
Nov. 10	CLEVELAND BROWNS.....	W	27-10	57,293	Riverfront Stadium
Nov. 17	at L.A. Raiders.....	L	6-13	52,501	Los Angeles Coliseum
Nov. 24	at Cleveland Browns.....	L	6-24	74,439	Cleveland Stadium
Dec. 1	HOUSTON OILERS.....	W	45-27	46,140	Riverfront Stadium
Dec. 8	DALLAS COWBOYS.....	W	50-24	56,936	Riverfront Stadium
Dec. 15	at Washington Redskins.....	L	24-27	50,544	RFK Stadium
Dec. 22	at New England Patriots.....	L	23-34	57,953	Sullivan Stadium
REGULAR-SEASON TOTALS		7-9-0	441-437	—	Regular-season home att.: 424,582

1986

10-6-0 (6-2 HOME, 4-4 ROAD) 2ND IN AFC CENTRAL

HEAD COACH: SAM WYCHE					
DATE	OPPONENT	W-L	SCORE	ATT.	STADIUM/NOTES
Sept. 7	at Kansas City Chiefs.....	L	14-24	43,430	Arrowhead Stadium
Sept. 14	BUFFALO BILLS.....	W	*36-33	52,714	Riverfront Stadium/*OT
Sept. 18	at Cleveland Browns.....	W	30-13	78,779	Cleveland Stadium/Thursday night
Sept. 28	CHICAGO BEARS.....	L	7-44	55,146	Riverfront Stadium
Oct. 5	at Green Bay Packers.....	W	34-28	51,230	Milwaukee County Stadium
Oct. 13	PITTSBURGH STEELERS.....	W	24-22	54,283	Riverfront Stadium/Monday night
Oct. 19	HOUSTON OILERS.....	W	31-28	53,844	Riverfront Stadium
Oct. 26	at Pittsburgh Steelers.....	L	9-30	50,815	Three Rivers Stadium
Nov. 2	at Detroit Lions.....	W	24-17	52,423	Pontiac Silverdome
Nov. 9	at Houston Oilers.....	L	28-32	32,130	Astrodome
Nov. 16	SEATTLE SEAHAWKS.....	W	34-7	54,410	Riverfront Stadium
Nov. 23	MINNESOTA VIKINGS.....	W	24-20	53,003	Riverfront Stadium
Nov. 30	at Denver Broncos.....	L	28-34	58,705	Mile High Stadium
Dec. 7	at New England Patriots.....	W	31-7	60,633	Sullivan Stadium
Dec. 14	CLEVELAND BROWNS.....	L	3-34	58,062	Riverfront Stadium
Dec. 21	N.Y. JETS.....	W	52-21	51,619	Riverfront Stadium
REGULAR-SEASON TOTALS		10-6-0	409-394	—	Regular-season home att.: 433,081

1987

4-11-0 (1-7 HOME, 3-4 ROAD) 4TH IN AFC CENTRAL

HEAD COACH: SAM WYCHE					
DATE	OPPONENT	W-L	SCORE	ATT.	STADIUM/NOTES
Sept. 13	at Indianapolis Colts.....	W	23-21	59,387	Hoosier Dome
Sept. 20	SAN FRANCISCO 49ERS.....	L	26-27	53,498	Riverfront Stadium
— PLAYERS' STRIKE BEGINS, SEPT. 22 —					
Sept. 27	at L.A. Rams.....	—	—	—	Game canceled due to players' strike
Oct. 4	SAN DIEGO CHARGERS.....	L	9-10	18,074	Riverfront Stadium/strike replacement game
Oct. 11	at Seattle Seahawks.....	W	17-10	31,739	Kingdome/strike replacement game
— PLAYERS' STRIKE ENDS AT 24 DAYS, OCT. 15 —					
Oct. 18	CLEVELAND BROWNS.....	L	0-34	40,179	Riverfront Stadium/strike replacement game
Oct. 25	at Pittsburgh Steelers.....	L	20-23	53,692	Three Rivers Stadium
Nov. 1	HOUSTON OILERS.....	L	29-31	52,700	Riverfront Stadium
Nov. 8	MIAMI DOLPHINS.....	L	14-20	53,840	Riverfront Stadium
Nov. 15	at Atlanta Falcons.....	W	16-10	25,758	Atlanta-Fulton County Stadium
Nov. 22	PITTSBURGH STEELERS.....	L	16-30	59,910	Riverfront Stadium
Nov. 29	at N.Y. Jets.....	L	20-27	41,135	Giants Stadium
Dec. 6	KANSAS CITY CHIEFS.....	W	*30-27	46,489	Riverfront Stadium/*OT
Dec. 13	at Cleveland Browns.....	L	24-38	77,331	Cleveland Stadium
Dec. 20	NEW ORLEANS SAINTS.....	L	24-41	43,424	Riverfront Stadium
Dec. 27	at Houston Oilers.....	L	17-21	49,775	Astrodome
REGULAR-SEASON TOTALS		4-11-0	285-370	—	Regular-season home att.: 376,249

1988

12-4-0 (8-0 HOME, 4-4 ROAD) 1ST IN AFC CENTRAL

HEAD COACH: SAM WYCHE					
DATE	OPPONENT	W-L	SCORE	ATT.	STADIUM/NOTES
Sept. 4	PHOENIX CARDINALS.....	W	21-14	50,404	Riverfront Stadium
Sept. 11	at Philadelphia Eagles.....	W	28-24	66,459	Veterans Stadium
Sept. 18	at Pittsburgh Steelers.....	W	17-12	56,647	Three Rivers Stadium
Sept. 25	CLEVELAND BROWNS.....	W	24-17	54,943	Riverfront Stadium
Oct. 2	at L.A. Raiders.....	W	45-21	42,594	Los Angeles Coliseum
Oct. 9	N.Y. JETS.....	W	36-19	57,482	Riverfront Stadium
Oct. 16	at New England Patriots.....	L	21-27	59,969	Foxboro Stadium
Oct. 23	HOUSTON OILERS.....	W	44-21	54,659	Riverfront Stadium
Oct. 30	at Cleveland Browns.....	L	16-23	79,147	Cleveland Stadium
Nov. 6	PITTSBURGH STEELERS.....	W	42-7	56,403	Riverfront Stadium
Nov. 13	at Kansas City Chiefs.....	L	28-31	34,614	Arrowhead Stadium
Nov. 20	at Dallas Cowboys.....	W	38-24	37,865	Texas Stadium
Nov. 27	BUFFALO BILLS.....	W	35-21	58,672	Riverfront Stadium
Dec. 4	SAN DIEGO CHARGERS.....	W	27-10	56,866	Riverfront Stadium
Dec. 11	at Houston Oilers.....	L	6-41	50,269	Astrodome
Dec. 17	WASHINGTON REDSKINS.....	W	*20-17	52,157	Riverfront Stadium/Sat. afternoon/*OT
REGULAR-SEASON TOTALS		12-4-0	448-329	—	Regular-season home att.: 441,586
AFC DIVISIONAL PLAYOFF					
Dec. 31	SEATTLE SEAHAWKS.....	W	21-13	58,560	Riverfront Stadium/Saturday afternoon
AFC CHAMPIONSHIP					
Jan. 8	BUFFALO BILLS.....	W	21-10	59,747	Riverfront Stadium
SUPER BOWL XXIII (AT MIAMI, FLA.)					
Jan. 22	San Francisco 49ers.....	L	16-20	75,129	Joe Robbie Stadium/Sunday night

1989

8-8-0 (5-3 HOME, 3-5 ROAD) 4TH IN AFC CENTRAL

HEAD COACH: SAM WYCHE					
DATE	OPPONENT	W-L	SCORE	ATT.	STADIUM/NOTES
Sept. 10	at Chicago Bears.....	L	14-17	64,730	Soldier Field
Sept. 17	PITTSBURGH STEELERS.....	W	41-10	53,885	Riverfront Stadium
Sept. 25	CLEVELAND BROWNS.....	W	21-14	55,996	Riverfront Stadium/Monday night
Oct. 1	at Kansas City Chiefs.....	W	21-17	61,165	Arrowhead Stadium
Oct. 8	at Pittsburgh Steelers.....	W	26-16	52,785	Three Rivers Stadium
Oct. 15	MIAMI DOLPHINS.....	L	13-20	58,184	Riverfront Stadium
Oct. 22	INDIANAPOLIS COLTS.....	L	12-23	57,642	Riverfront Stadium
Oct. 29	TAMPA BAY BUCCANEERS.....	W	56-23	57,225	Riverfront Stadium
Nov. 5	at L.A. Raiders.....	L	7-28	51,080	Los Angeles Coliseum
Nov. 13	at Houston Oilers.....	L	24-26	60,694	Astrodome/Monday night
Nov. 19	DETROIT LIONS.....	W	42-7	55,720	Riverfront Stadium
Nov. 26	at Buffalo Bills.....	L	7-24	80,074	Rich Stadium
Dec. 3	at Cleveland Browns.....	W	21-0	76,236	Cleveland Stadium
Dec. 10	SEATTLE SEAHAWKS.....	L	17-24	54,744	Riverfront Stadium
Dec. 17	HOUSTON OILERS.....	W	61-7	47,510	Riverfront Stadium
Dec. 25	at Minnesota Vikings.....	L	21-29	58,829	Metrodome/Monday night
REGULAR-SEASON TOTALS		8-8-0	404-285	—	Regular-season home att.: 440,906

1990

9-7-0 (5-3 HOME, 4-4 ROAD) 1ST IN AFC CENTRAL

HEAD COACH: SAM WYCHE					
DATE	OPPONENT	W-L	SCORE	ATT.	STADIUM/NOTES
Sept. 9	N.Y. JETS.....	W	25-20	56,467	Riverfront Stadium
Sept. 16	at San Diego Chargers.....	W	21-16	48,098	San Diego Jack Murphy Stadium
Sept. 23	NEW ENGLAND PATRIOTS.....	W	41-7	56,470	Riverfront Stadium
Oct. 1	at Seattle Seahawks.....	L	16-31	60,135	Kingdome/Monday night
Oct. 7	at L.A. Rams.....	W	*34-31	62,619	Anaheim Stadium/*OT
Oct. 14	at Houston Oilers.....	L	17-48	53,501	Astrodome
Oct. 22	at Cleveland Browns.....	W	34-13	78,567	Cleveland Stadium/Monday night
Oct. 28	at Atlanta Falcons.....	L	17-38	53,214	Atlanta-Fulton County Stadium/Sun. night
Nov. 4	NEW ORLEANS SAINTS.....	L	7-21	60,067	Riverfront Stadium
Nov. 11	— BYE —				
Nov. 18	PITTSBURGH STEELERS.....	W	27-3	60,064	Riverfront Stadium/Sunday night
Nov. 25	INDIANAPOLIS COLTS.....	L	20-34	60,051	Riverfront Stadium
Dec. 2	at Pittsburgh Steelers.....	W	16-12	58,200	Three Rivers Stadium
Dec. 9	SAN FRANCISCO 49ERS.....	L	*17-20	60,084	Riverfront Stadium/*OT
Dec. 16	at L.A. Raiders.....	L	7-24	54,132	Los Angeles Coliseum
Dec. 23	HOUSTON OILERS.....	W	40-20	60,044	Riverfront Stadium
Dec. 30	CLEVELAND BROWNS.....	W	21-14	60,041	Riverfront Stadium
REGULAR-SEASON TOTALS		9-7-0	360-352	—	Regular-season home att.: 473,288
AFC WILDCARD PLAYOFF					
Jan. 6	HOUSTON OILERS.....	W	41-14	60,012	Riverfront Stadium
AFC DIVISIONAL PLAYOFF					
Jan. 13	at L.A. Raiders.....	L	10-20	92,045	Los Angeles Coliseum

1991

3-13-0 (3-5 HOME, 0-8 ROAD) 4TH IN AFC CENTRAL

HEAD COACH: SAM WYCHE					
DATE	OPPONENT	W-L	SCORE	ATT.	STADIUM/NOTES
Sept. 1	at Denver Broncos.....	L	14-45	72,855	Mile High Stadium
Sept. 8	HOUSTON OILERS.....	L	7-30	56,463	Riverfront Stadium/Sunday night
Sept. 15	at Cleveland Browns.....	L	13-14	78,269	Cleveland Stadium
Sept. 22	WASHINGTON REDSKINS.....	L	27-34	52,038	Riverfront Stadium
Sept. 29	— BYE —				
Oct. 6	SEATTLE SEAHAWKS.....	L	7-13	60,010	Riverfront Stadium
Oct. 13	at Dallas Cowboys.....	L	23-35	63,275	Texas Stadium
Oct. 21	at Buffalo Bills.....	L	16-35	80,131	Rich Stadium/Monday night
Oct. 27	at Houston Oilers.....	L	3-35	58,634	Astrodome
Nov. 3	CLEVELAND BROWNS.....	W	23-21	55,077	Riverfront Stadium
Nov. 10	PITTSBURGH STEELERS.....	L	*27-33	55,503	Riverfront Stadium/*OT
Nov. 17	at Philadelphia Eagles.....	L	10-17	63,189	Veterans Stadium
Nov. 24	L.A. RAIDERS.....	L	14-38	52,044	Riverfront Stadium
Dec. 1	N.Y. GIANTS.....	W	27-24	45,063	Riverfront Stadium
Dec. 9	at Miami Dolphins.....	L	13-37	60,616	Joe Robbie Stadium/Monday night
Dec. 15	at Pittsburgh Steelers.....	L	10-17	35,420	Three Rivers Stadium
Dec. 22	NEW ENGLAND PATRIOTS.....	W	29-7	46,394	Riverfront Stadium
REGULAR-SEASON TOTALS		3-13-0	263-435	—	Regular-season home att.: 422,592

1992

5-11-0 (3-5 HOME, 2-6 ROAD) 4TH IN AFC CENTRAL

HEAD COACH: DAVE SHULA					
DATE	OPPONENT	W-L	SCORE	ATT.	STADIUM/NOTES
Sept. 6	at Seattle SeahawksW	21-3	57,350	Kingdome
Sept. 13	L.A. RAIDERSW	*24-21	54,240	Riverfront Stadium/*OT
Sept. 20	at Green Bay PackersL	23-24	57,272	Lambeau Field
Sept. 27	MINNESOTA VIKINGSL	7-42	53,847	Riverfront Stadium
Oct. 4	— BYE —				
Oct. 11	HOUSTON OILERSL	24-38	54,254	Riverfront Stadium
Oct. 19	at Pittsburgh SteelersL	0-20	55,411	Three Rivers Stadium/Monday night
Oct. 25	at Houston OilersL	10-26	58,701	Astrodome
Nov. 1	CLEVELAND BROWNSW	30-10	54,765	Riverfront Stadium
Nov. 8	at Chicago BearsW	*31-28	56,120	Soldier Field/Sunday night/*OT
Nov. 15	at N.Y. JetsL	14-17	60,196	Giants Stadium
Nov. 22	DETROIT LIONSL	13-19	48,574	Riverfront Stadium
Nov. 29	PITTSBURGH STEELERSL	9-21	54,253	Riverfront Stadium
Dec. 6	at Cleveland BrownsL	21-37	68,368	Cleveland Stadium
Dec. 13	at San Diego ChargersL	10-27	50,579	San Diego Jack Murphy Stadium
Dec. 20	NEW ENGLAND PATRIOTSW	20-10	45,355	Riverfront Stadium
Dec. 27	INDIANAPOLIS COLTSL	17-21	47,837	Riverfront Stadium
REGULAR-SEASON TOTALS		5-11-0	274-364	—	Regular-season home att.: 413,125

1993

3-13-0 (3-5 HOME, 0-8 ROAD) 4TH IN AFC CENTRAL

HEAD COACH: DAVE SHULA					
DATE	OPPONENT	W-L	SCORE	ATT.	STADIUM/NOTES
Sept. 5	at Cleveland BrownsL	14-27	75,508	Cleveland Stadium
Sept. 12	INDIANAPOLIS COLTSL	6-9	50,299	Riverfront Stadium
Sept. 19	at Pittsburgh SteelersL	7-34	53,682	Three Rivers Stadium
Sept. 26	SEATTLE SEAHAWKSL	10-19	46,880	Riverfront Stadium
Oct. 3	— BYE —				
Oct. 10	at Kansas City ChiefsL	15-17	75,394	Arrowhead Stadium
Oct. 17	CLEVELAND BROWNSL	17-28	55,647	Riverfront Stadium
Oct. 24	at Houston OilersL	12-28	50,039	Astrodome
Oct. 31	— BYE —				
Nov. 7	PITTSBURGH STEELERSL	16-24	51,202	Riverfront Stadium
Nov. 14	HOUSTON OILERSL	3-38	42,347	Riverfront Stadium
Nov. 21	at N.Y. JetsL	12-17	64,264	Giants Stadium
Nov. 28	L.A. RAIDERSW	16-10	43,272	Riverfront Stadium
Dec. 5	at San Francisco 49ersL	8-21	60,039	Candlestick Park/Sunday night
Dec. 12	at New England PatriotsL	2-7	29,794	Foxboro Stadium
Dec. 19	L.A. RAMSW	15-3	36,612	Riverfront Stadium
Dec. 26	ATLANTA FALCONSW	21-17	27,014	Riverfront Stadium
Jan. 2	at New Orleans SaintsL	13-20	58,036	Louisiana Superdome
REGULAR-SEASON TOTALS		3-13-0	187-319	—	Regular-season home att.: 353,273

1994

3-13-0 (2-6 HOME, 1-7 ROAD) 3RD IN AFC CENTRAL

HEAD COACH: DAVE SHULA					
DATE	OPPONENT	W-L	SCORE	ATT.	STADIUM/NOTES
Sept. 4	CLEVELAND BROWNSL	20-28	52,778	Riverfront Stadium
Sept. 11	at San Diego ChargersL	10-27	53,217	San Diego Jack Murphy Stadium
Sept. 18	NEW ENGLAND PATRIOTSL	28-31	46,640	Riverfront Stadium
Sept. 25	at Houston OilersL	13-20	44,253	Astrodome
Oct. 2	MIAMI DOLPHINSL	7-23	55,056	Riverfront Stadium/Sunday night
Oct. 9	— BYE —				
Oct. 16	at Pittsburgh SteelersL	10-14	55,353	Three Rivers Stadium
Oct. 23	at Cleveland BrownsL	13-37	77,588	Cleveland Stadium
Oct. 30	DALLAS COWBOYSL	20-23	57,096	Riverfront Stadium
Nov. 6	at Seattle SeahawksW	*20-17	46,630	Kingdome/*OT
Nov. 13	HOUSTON OILERSW	34-31	54,908	Riverfront Stadium
Nov. 20	INDIANAPOLIS COLTSL	13-17	55,566	Riverfront Stadium
Nov. 27	at Denver BroncosL	13-15	69,714	Mile High Stadium
Dec. 4	PITTSBURGH STEELERSL	15-38	53,401	Riverfront Stadium
Dec. 11	at N.Y. GiantsL	20-27	67,530	Giants Stadium
Dec. 18	at Arizona CardinalsL	7-28	50,110	Sun Devil Stadium
Dec. 24	PHILADELPHIA EAGLESW	33-30	39,923	Riverfront Stadium/Saturday afternoon
REGULAR-SEASON TOTALS		3-13-0	276-406	—	Regular-season home att.: 415,368

1995

7-9-0 (3-5 HOME, 4-4 ROAD) 2ND IN AFC CENTRAL

HEAD COACH: DAVE SHULA					
DATE	OPPONENT	W-L	SCORE	ATT.	STADIUM/NOTES
Sept. 3	at Indianapolis ColtsW	*24-21	42,445	RCA Dome/*OT
Sept. 10	JACKSONVILLE JAGUARSW	24-17	48,318	Riverfront Stadium
Sept. 17	at Seattle SeahawksL	21-24	39,492	Kingdome
Sept. 24	HOUSTON OILERSL	28-38	46,332	Riverfront Stadium
Oct. 1	MIAMI DOLPHINSL	23-26	52,671	Riverfront Stadium
Oct. 8	at Tampa Bay BuccaneersL	16-19	41,732	Tampa Stadium
Oct. 15	— BYE —				
Oct. 19	at Pittsburgh SteelersW	27-9	56,684	Three Rivers Stadium/Thursday night
Oct. 29	CLEVELAND BROWNSL	*26-29	58,639	Riverfront Stadium/*OT
Nov. 5	OAKLAND RAIDERSL	17-20	51,265	Riverfront Stadium
Nov. 12	at Houston OilersW	32-25	32,998	Astrodome
Nov. 19	PITTSBURGH STEELERSL	31-49	54,636	Riverfront Stadium
Nov. 26	at Jacksonville JaguarsW	17-13	68,249	Jacksonville Municipal Stadium
Dec. 3	at Green Bay PackersL	10-24	60,318	Lambeau Field
Dec. 10	CHICAGO BEARSW	16-10	38,642	Riverfront Stadium
Dec. 17	at Cleveland BrownsL	10-26	55,875	Cleveland Stadium
Dec. 24	MINNESOTA VIKINGSW	27-24	34,568	Riverfront Stadium
REGULAR-SEASON TOTALS		7-9-0	349-374	—	Regular-season home att.: 385,071

1996

8-8-0 (6-2 HOME, 2-6 ROAD) 3RD IN AFC CENTRAL

HEAD COACHES: DAVE SHULA (1-6), BRUCE COSLET (7-2)					
DATE	OPPONENT	W-L	SCORE	ATT.	STADIUM/NOTES
Sept. 1	at St. Louis RamsL	16-26	62,659	Trans World Dome
Sept. 8	at San Diego ChargersL	14-27	55,880	San Diego Jack Murphy Stadium
Sept. 15	NEW ORLEANS SAINTSW	30-15	45,412	Cinergy Field
Sept. 22	— BYE —				
Sept. 29	DENVER BRONCOSL	10-14	51,798	Cinergy Field
Oct. 6	HOUSTON OILERSL	*27-30	44,680	Cinergy Field/Sunday night/*OT
Oct. 13	at Pittsburgh SteelersL	10-20	58,875	Three Rivers Stadium
Oct. 20	at San Francisco 49ersL	21-28	63,218	3Com Park
Oct. 27	JACKSONVILLE JAGUARSW	28-21	45,890	Cinergy Field
Nov. 3	at Baltimore RavensW	24-21	60,743	Memorial Stadium
Nov. 10	PITTSBURGH STEELERSW	34-24	57,265	Cinergy Field
Nov. 17	at Buffalo BillsL	17-31	75,549	Rich Stadium
Nov. 24	ATLANTA FALCONSW	41-31	44,468	Cinergy Field
Dec. 1	at Jacksonville JaguarsL	27-30	57,408	Jacksonville Municipal Stadium
Dec. 8	BALTIMORE RAVENSW	21-14	43,022	Cinergy Field
Dec. 15	at Houston OilersW	21-13	15,131	Astrodome
Dec. 22	INDIANAPOLIS COLTSW	31-24	49,389	Cinergy Field
REGULAR-SEASON TOTALS		8-8-0	372-369	—	Regular-season home att.: 382,324

1997

7-9-0 (6-2 HOME, 1-7 ROAD) 4TH IN AFC CENTRAL

HEAD COACH: BRUCE COSLET					
DATE	OPPONENT	W-L	SCORE	ATT.	STADIUM/NOTES
Aug. 31	ARIZONA CARDINALSW	24-21	53,644	Cinergy Field
Sept. 7	at Baltimore RavensL	10-23	52,968	Memorial Stadium
Sept. 14	— BYE —				
Sept. 21	at Denver BroncosL	20-38	73,871	Mile High Stadium
Sept. 28	N.Y. JETSL	14-31	57,209	Cinergy Field
Oct. 5	at Jacksonville JaguarsL	13-21	67,128	ALLTEL Stadium
Oct. 12	at Tennessee OilersL	7-30	17,071	Liberty Bowl (Memphis)
Oct. 19	PITTSBURGH STEELERSL	10-26	60,020	Cinergy Field
Oct. 26	at N.Y. GiantsL	27-29	72,584	Giants Stadium
Nov. 2	SAN DIEGO CHARGERSW	38-31	53,754	Cinergy Field
Nov. 9	at Indianapolis ColtsW	28-13	58,473	RCA Dome
Nov. 16	at Pittsburgh SteelersL	3-20	55,226	Three Rivers Stadium
Nov. 23	JACKSONVILLE JAGUARSW	31-26	55,158	Cinergy Field
Nov. 30	at Philadelphia EaglesL	42-44	66,223	Veterans Stadium
Dec. 4	TENNESSEE OILERSW	41-14	49,086	Cinergy Field/Thursday night
Dec. 14	DALLAS COWBOYSW	31-24	60,043	Cinergy Field
Dec. 21	BALTIMORE RAVENSW	16-14	50,917	Cinergy Field
REGULAR-SEASON TOTALS		7-9-0	355-405	—	Regular-season home att.: 439,831

1998

3-13-0 (1-7 HOME, 2-6 ROAD) 5TH IN AFC CENTRAL

HEAD COACH: BRUCE COSLET					
DATE	OPPONENT	W-L	SCORE	ATT.	STADIUM/NOTES
Sept. 6	TENNESSEE OILERSL	14-23	55,848	Cinergy Field
Sept. 13	at Detroit LionsW	*34-28	66,354	Pontiac Silverdome/*OT
Sept. 20	GREEN BAY PACKERSL	6-13	56,346	Cinergy Field
Sept. 27	at Baltimore RavensL	24-31	68,154	Ravens Stadium at Camden Yards/Sunday night
Oct. 4	— BYE —				
Oct. 11	PITTSBURGH STEELERSW	25-20	59,979	Cinergy Field
Oct. 18	at Tennessee OilersL	14-44	33,288	Vanderbilt Stadium
Oct. 25	at Oakland RaidersL	10-27	40,089	Network Associates Coliseum
Nov. 1	DENVER BRONCOSL	26-33	59,974	Cinergy Field
Nov. 8	at Jacksonville JaguarsL	11-24	67,040	ALLTEL Stadium
Nov. 15	at Minnesota VikingsL	3-24	64,232	Metrodome
Nov. 22	BALTIMORE RAVENSL	13-20	52,571	Cinergy Field
Nov. 29	JACKSONVILLE JAGUARSL	17-34	55,432	Cinergy Field
Dec. 6	BUFFALO BILLSL	20-33	54,359	Cinergy Field
Dec. 13	at Indianapolis ColtsL	26-39	55,179	RCA Dome
Dec. 20	at Pittsburgh SteelersW	25-24	52,017	Three Rivers Stadium
Dec. 27	TAMPA BAY BUCCANEERSL	0-35	49,826	Cinergy Field
REGULAR-SEASON TOTALS		3-13-0	268-452	—	Regular-season home att.: 444,335

1999

4-12-0 (2-6 HOME, 2-6 ROAD) 5TH IN AFC CENTRAL

HEAD COACH: BRUCE COSLET					
DATE	OPPONENT	W-L	SCORE	ATT.	STADIUM/NOTES
Sept. 12	at Tennessee TitansL	35-36	65,272	Adelphia Coliseum
Sept. 19	SAN DIEGO CHARGERSL	7-34	47,660	Cinergy Field
Sept. 26	at Carolina PanthersL	3-27	61,269	Ericsson Stadium
Oct. 3	ST. LOUIS RAMSL	10-38	45,481	Cinergy Field
Oct. 10	at Cleveland BrownsW	18-17	73,048	Cleveland Browns Stadium
Oct. 17	PITTSBURGH STEELERSL	3-17	59,669	Cinergy Field
Oct. 24	at Indianapolis ColtsL	10-31	55,996	RCA Dome
Oct. 31	JACKSONVILLE JAGUARSL	10-41	49,138	Cinergy Field
Nov. 7	at Seattle SeahawksL	20-37	66,303	Kingdome
Nov. 14	TENNESSEE TITANSL	14-24	46,017	Cinergy Field
Nov. 21	BALTIMORE RAVENSL	31-34	43,279	Cinergy Field
Nov. 28	at Pittsburgh SteelersW	27-20	50,907	Three Rivers Stadium
Dec. 5	SAN FRANCISCO 49ERSW	44-30	53,463	Cinergy Field
Dec. 12	CLEVELAND BROWNSW	44-28	59,972	Cinergy Field
Dec. 19	— BYE —				
Dec. 26	at Baltimore RavensL	0-22	68,036	PSINet Stadium
Jan. 2	at Jacksonville JaguarsL	7-24	70,532	ALLTEL Stadium
REGULAR-SEASON TOTALS		4-12-0	283-460	—	Regular-season home att.: 404,679

2008					
4-11-1 (3-4-1 HOME, 1-7 ROAD)			3RD IN AFC NORTH		
HEAD COACH: MARVIN LEWIS					
DATE	OPPONENT	W-L	SCORE	ATT.	STADIUM/NOTES
Sept. 7	at Baltimore Ravens.....	L	10-17	70,978	M&T Bank Stadium
Sept. 14	TENNESSEE TITANS.....	L	7-24	64,540	Paul Brown Stadium
Sept. 21	at N.Y. Giants.....	L	*23-26	79,276	Giants Stadium/OT
Sept. 28	CLEVELAND BROWNS.....	L	12-20	65,541	Paul Brown Stadium
Oct. 5	at Dallas Cowboys.....	L	22-31	62,655	Texas Stadium
Oct. 12	at N.Y. Jets.....	L	14-26	78,161	The Meadowlands
Oct. 19	PITTSBURGH STEELERS.....	L	10-38	65,860	Paul Brown Stadium
Oct. 26	at Houston Texans.....	L	6-35	70,112	Reliant Stadium/rescheduled from Nov. 9 due to damage caused by Hurricane Ike
Nov. 2	JACKSONVILLE JAGUARS.....	W	21-19	64,238	Paul Brown Stadium
Nov. 9	— BYE —				
Nov. 16	PHILADELPHIA EAGLES.....	T	*13-13	64,633	Paul Brown Stadium/OT
Nov. 20	at Pittsburgh Steelers.....	L	10-27	59,854	Heinz Field/Thursday night
Nov. 30	BALTIMORE RAVENS.....	L	3-34	63,871	Paul Brown Stadium
Dec. 7	at Indianapolis Colts.....	L	3-35	66,402	Lucas Oil Stadium
Dec. 14	WASHINGTON REDSKINS.....	W	20-13	63,996	Paul Brown Stadium
Dec. 21	at Cleveland Browns.....	W	14-0	72,361	Cleveland Browns Stadium
Dec. 28	KANSAS CITY CHIEFS.....	W	16-6	63,984	Paul Brown Stadium
REGULAR-SEASON TOTALS		4-11-1	204-364	—	Regular-season home att.: 516,663

2009					
10-6-0 (6-2 HOME, 4-4 ROAD)				1ST IN AFC NORTH	
HEAD COACH: MARVIN LEWIS					
DATE	OPPONENT	W-L	SCORE	ATT.	STADIUM/NOTES
Sept. 13	DENVER BRONCOS.....	L	7-12	62,831	Paul Brown Stadium
Sept. 20	at Green Bay Packers.....	W	31-24	70,678	Lambeau Field
Sept. 27	PITTSBURGH STEELERS.....	W	23-20	64,538	Paul Brown Stadium
Oct. 4	at Cleveland Browns.....	W	*23-20	69,844	Cleveland Browns Stadium*/OT
Oct. 11	at Baltimore Ravens.....	W	17-14	71,161	M&T Bank Stadium
Oct. 18	HOUSTON TEXANS.....	L	17-28	64,019	Paul Brown Stadium
Oct. 25	CHICAGO BEARS.....	W	45-10	64,900	Paul Brown Stadium
Nov. 1	— BYE —				
Nov. 8	BALTIMORE RAVENS.....	W	17-7	64,313	Paul Brown Stadium
Nov. 15	at Pittsburgh Steelers.....	W	18-12	65,392	Heinz Field
Nov. 22	at Oakland Raiders.....	L	17-20	34,112	Oakland Coliseum
Nov. 29	CLEVELAND BROWNS.....	W	16-7	64,553	Paul Brown Stadium
Dec. 6	DETROIT LIONS.....	W	23-13	62,545	Paul Brown Stadium
Dec. 13	at Minnesota Vikings.....	L	10-30	63,854	Hubert H. Humphrey Metrodome
Dec. 20	at San Diego Chargers.....	L	24-27	68,889	Qualcomm Stadium
Dec. 27	KANSAS CITY CHIEFS.....	W	17-10	64,333	Paul Brown Stadium
Jan. 3	at N.Y. Jets.....	L	0-37	79,106	The Meadowlands/Sun. night (flexed from 1)
REGULAR-SEASON TOTALS		10-6-0	305-291	—	Regular-season home att.: 512,032
AFC WILD CARD PLAYOFF					
Jan. 9	N.Y. JETS.....	L	14-24	63,686	Paul Brown Stadium/Saturday afternoon

2010

4-12-0 (3-5 HOME, 1-7 ROAD)

4TH IN AFC NORTH

HEAD COACH: MARVIN LEWIS

DATE	OPPONENT	W-L	SCORE	ATT.	STADIUM/NOTES
Sept. 12	at New England Patriots.....	L	24-38	68,756	Gillette Stadium
Sept. 19	BALTIMORE RAVENS.....	W	15-10	64,071	Paul Brown Stadium
Sept. 26	at Carolina Panthers.....	W	20-7	72,887	Bank of America Stadium
Oct. 3	at Cleveland Browns.....	L	20-23	66,731	Cleveland Browns Stadium
Oct. 10	TAMPA BAY BUCCANEERS.....	L	21-24	63,888	Paul Brown Stadium
Oct. 17	— BYE —				
Oct. 24	at Atlanta Falcons.....	L	32-39	67,665	Georgia Dome
Oct. 31	MIAMI DOLPHINS.....	L	14-22	63,179	Paul Brown Stadium
Nov. 8	PITTSBURGH STEELERS.....	L	21-27	65,626	Paul Brown Stadium/Monday night
Nov. 14	at Indianapolis Colts.....	L	17-23	67,404	Lucas Oil Stadium
Nov. 21	BUFFALO BILLS.....	L	31-49	55,654	Paul Brown Stadium
Nov. 25	at N.Y. Jets.....	L	10-26	78,903	New Meadowlands/Thursday night
Dec. 5	NEW ORLEANS SAINTS.....	L	30-34	59,963	Paul Brown Stadium
Dec. 12	at Pittsburgh Steelers.....	L	7-23	57,501	Heinz Field
Dec. 19	CLEVELAND BROWNS.....	W	19-17	56,342	Paul Brown Stadium
Dec. 26	SAN DIEGO CHARGERS.....	W	34-20	54,194	Paul Brown Stad. (flexed from 8:20 to 4:05)
Jan. 2	at Baltimore Ravens.....	L	7-13	71,088	M&T Bank Stadium
REGULAR-SEASON TOTALS		4-12-0	322-395	—	Regular-season home att.: 482,917

2011					
9-7-0 (4-4 HOME, 5-3 ROAD)			3RD IN AFC NORTH (WILD CARD QUALIFIER)		
HEAD COACH: MARVIN LEWIS					
DATE	OPPONENT	W-L	SCORE	ATT.	STADIUM/NOTES
Sept. 11	at Cleveland Browns	W	27-17	67,321	Cleveland Browns Stadium
Sept. 18	at Denver Broncos	L	22-24	73,281	Sport Authority Field at Mile High
Sept. 25	SAN FRANCISCO 49ERS	L	8-13	43,363	Paul Brown Stadium
Oct. 2	BUFFALO BILLS	W	23-20	41,142	Paul Brown Stadium
Oct. 9	at Jacksonville Jaguars	W	30-20	61,799	EverBank Field
Oct. 16	INDIANAPOLIS COLTS	W	27-17	52,068	Paul Brown Stadium
Oct. 23	— BYE —				
Oct. 30	at Seattle Seahawks	W	34-12	66,004	CenturyLink Field
Nov. 6	at Tennessee Titans	W	24-17	69,143	LP Field
Nov. 13	PITTSBURGH STEELERS	L	17-24	63,262	Paul Brown Stadium
Nov. 20	at Baltimore Ravens	L	24-31	71,320	M&T Bank Stadium
Nov. 27	CLEVELAND BROWNS	W	23-20	48,260	Paul Brown Stadium
Dec. 4	at Pittsburgh Steelers	L	7-35	63,697	Heinz Field
Dec. 11	HOUSTON TEXANS	L	19-20	41,202	Paul Brown Stadium
Dec. 18	at St. Louis Rams	W	20-13	56,431	Edward Jones Dome
Dec. 24	ARIZONA CARDINALS	W	23-16	41,273	Paul Brown Stadium/Saturday afternoon
Jan. 1	BALTIMORE RAVENS	L	16-24	63,439	Paul Brown Stadium
REGULAR-SEASON TOTALS			9-7-0	344-323	— Regular-season home att.: 394,009
AFC WILD CARD PLAYOFF					
Jan. 7	at Houston Texans	L	10-31	71,725	Reliant Stadium/Saturday afternoon

2012					
10-6-0 (4-4 HOME, 6-2 ROAD)			2ND IN AFC NORTH (WILD CARD QUALIFIER)		
HEAD COACH: MARVIN LEWIS					
DATE	OPPONENT	W-L	SCORE	ATT.	STADIUM/NOTES
Sept. 10	at Baltimore Ravens	L	13-44	71,064	M&T Bank Stadium/Monday night
Sept. 16	CLEVELAND BROWNS	W	34-27	63,036	Paul Brown Stadium
Sept. 23	at Washington Redskins	W	38-31	80,060	FedExField
Sept. 30	at Jacksonville Jaguars.....	W	27-10	63,030	EverBank Field
Oct. 7	MIAMI DOLPHINS	L	13-17	61,162	Paul Brown Stadium
Oct. 14	at Cleveland Browns	L	24-34	67,060	Cleveland Browns Stadium
Oct. 21	PITTSBURGH STEELERS	L	17-24	63,411	Paul Brown Stadium/Sunday night
Oct. 28	— BYE —				
Nov. 4	DENVER BRONCOS.....	L	23-31	63,623	Paul Brown Stadium
Nov. 11	N.Y. GIANTS	W	31-13	56,614	Paul Brown Stadium
Nov. 18	at Kansas City Chiefs	W	28-6	63,336	Arrowhead Stadium
Nov. 25	OAKLAND RAIDERS	W	34-10	56,503	Paul Brown Stadium
Dec. 2	at San Diego Chargers	W	20-13	54,980	Qualcomm Stadium
Dec. 9	DALLAS COWBOYS	L	19-20	63,590	Paul Brown Stadium
Dec. 13	at Philadelphia Eagles	W	34-13	69,144	Lincoln Financial Field/Thursday night
Dec. 23	at Pittsburgh Steelers	W	13-10	63,236	Heinz Field
Dec. 30	BALTIMORE RAVENS	W	23-17	61,565	Paul Brown Stadium
REGULAR-SEASON TOTALS		10-6-0	391-320	—	Regular-season home att.: 489,504
AFC WILD CARD PLAYOFF					
Jan. 5	at Houston Texans.....	L	13-19	71,738	Reliant Stadium/Saturday afternoon

2013					
11-5-0 (8-0 HOME, 3-5 ROAD)				1ST IN AFC NORTH	
HEAD COACH: MARVIN LEWIS					
DATE	OPPONENT	W-L	SCORE	ATT.	STADIUM/NOTES
Sept. 8	at Chicago Bears	L	21-24	62,213	Soldier Field
Sept. 16	PITTSBURGH STEELERS	W	20-10	64,585	Paul Brown Stadium/Monday night
Sept. 22	GREEN BAY PACKERS	W	34-30	64,633	Paul Brown Stadium
Sept. 29	at Cleveland Browns	L	6-17	71,481	FirstEnergy Stadium
Oct. 6	NEW ENGLAND PATRIOTS	W	13-6	64,259	Paul Brown Stadium
Oct. 13	at Buffalo Bills	W	*27-24	67,739	Ralph Wilson Stadium*/OT
Oct. 20	at Detroit Lions	W	27-24	63,207	Ford Field
Oct. 27	N.Y. JETS	W	49-9	62,576	Paul Brown Stadium
Oct. 31	at Miami Dolphins	L	*20-22	52,388	Sun Life Stadium/Thursday night*/OT
Nov. 10	at Baltimore Ravens	L	*17-20	70,992	M&T Banks Stadium*/OT
Nov. 17	CLEVELAND BROWNS	W	41-20	63,856	Paul Brown Stadium
Nov. 24	— BYE —				
Dec. 1	at San Diego Chargers	W	17-10	61,536	Qualcomm Stadium
Dec. 8	INDIANAPOLIS COLTS	W	42-28	62,507	Paul Brown Stadium
Dec. 15	at Pittsburgh Steelers	L	20-30	45,873	Heinz Field/Sunday night
Dec. 22	MINNESOTA VIKINGS	W	42-14	61,555	Paul Brown Stadium
Dec. 29	BALTIMORE RAVENS	W	34-17	62,406	Paul Brown Stadium
REGULAR-SEASON TOTALS		11-5-0	430-305	—	Regular-season home att.: 506,377
AFC WILD CARD PLAYOFF					
Jan. 5	SAN DIEGO CHARGERS	L	10-27	62,277	Paul Brown Stadium

2014					
10-5-1 (5-2-1 HOME, 5-3 ROAD)				2ND IN AFC NORTH	
(WILD CARD QUALIFIER)					
HEAD COACH: MARVIN LEWIS					
DATE	OPPONENT	W-L	SCORE	ATT.	STADIUM/NOTES
Sept. 7	at Baltimore Ravens	W	23-16	70,925	M&T Bank Stadium
Sept. 14	ATLANTA FALCONS.....	W	24-10	58,574	Paul Brown Stadium
Sept. 21	TENNESSEE TITANS	W	33-7	56,743	Paul Brown Stadium
Sept. 28	— BYE —				
Oct. 5	at New England Patriots	L	17-43	68,756	Gillette Stadium/Sunday night
Oct. 12	CAROLINA PANTHERS.....	T	*37-37	57,053	Paul Brown Stadium/OT
Oct. 19	at Indianapolis Colts.....	L	0-27	66,539	Lucas Oil Stadium
Oct. 26	BALTIMORE RAVENS.....	W	27-24	55,711	Paul Brown Stadium
Nov. 2	JACKSONVILLE JAGUARS	W	33-23	60,057	Paul Brown Stadium
Nov. 6	CLEVELAND BROWNS.....	L	3-24	65,871	Paul Brown Stadium/Thursday night
Nov. 16	at New Orleans Saints.....	W	27-10	73,073	Mercedes-Benz Superdome
Nov. 23	at Houston Texans.....	W	22-13	71,777	NRG Stadium
Nov. 30	at Tampa Bay Buccaneers.....	W	14-13	56,340	Raymond James Stadium
Dec. 7	PITTSBURGH STEELERS.....	L	21-42	65,512	Paul Brown Stadium
Dec. 14	at Cleveland Browns.....	W	30-0	67,431	FirstEnergy Stadium
Dec. 22	DENVER BRONCOS.....	W	37-28	66,107	Paul Brown Stadium/Monday night
Dec. 28	at Pittsburgh Steelers.....	L	17-27	64,697	Heinz Field/Sunday night (flexed from 1)
REGULAR-SEASON TOTALS		10-5-1	365-344	—	Regular-season home att.: 485,628
AFC WILD CARD PLAYOFF					
Jan. 4	at Indianapolis Colts	L	10-26	63,385	Lucas Oil Stadium

2015					
12-4-0 (6-2 HOME, 6-2 ROAD)				1ST IN AFC NORTH	
HEAD COACH: MARVIN LEWIS					
DATE	OPPONENT	W-L	SCORE	ATT.	STADIUM/NOTES
Sept. 13	at Oakland Raiders	W	33-13	54,500	O.co Coliseum
Sept. 20	SAN DIEGO CHARGERS	W	24-19	57,579	Paul Brown Stadium
Sept. 27	at Baltimore Ravens	W	28-24	70,970	M&T Bank Stadium
Oct. 4	KANSAS CITY CHIEFS	W	36-21	57,498	Paul Brown Stadium
Oct. 11	SEATTLE SEAHAWKS	W	*27-24	65,004	Paul Brown Stadium/OT
Oct. 18	at Buffalo Bills	W	34-21	69,593	Ralph Wilson Stadium
Oct. 25	— BYE —				
Nov. 1	at Pittsburgh Steelers	W	16-10	64,750	Heinz Field
Nov. 5	CLEVELAND BROWNS	W	31-10	65,816	Paul Brown Stadium/Thursday night
Nov. 16	HOUSTON TEXANS	L	6-10	61,381	Paul Brown Stadium/Monday night
Nov. 22	at Arizona Cardinals	L	31-34	64,745	U. of Phoenix Stad./Sun. night (flexed from 4)
Nov. 29	ST. LOUIS RAMS	W	31-7	61,022	Paul Brown Stadium
Dec. 6	at Cleveland Browns	W	37-3	64,775	FirstEnergy Stadium
Dec. 13	PITTSBURGH STEELERS	L	20-33	65,564	Paul Brown Stadium
Dec. 20	at San Francisco 49ers	W	24-14	70,799	Levi's Stadium (flexed from 8:30 to 4:25)
Dec. 28	at Denver Broncos	L	*17-20	76,868	Spts. Authority F.d. at M.H./Mon. night/OT
Jan. 3	BALTIMORE RAVENS	W	24-16	57,254	Paul Brown Stadium
REGULAR-SEASON TOTALS		12-4-0	419-279	—	Regular-season home att.: 491,118
AFC WILD CARD PLAYOFF					
Jan. 9	PITTSBURGH STEELERS	L	16-18	63,257	Paul Brown Stadium/Saturday night

2016					
6-9-1 (4-3 HOME, 2-6 ROAD, 0-0-1 NEUTRAL)				3RD IN AFC NORTH	
HEAD COACH: MARVIN LEWIS					
DATE	OPPONENT	W-L	SCORE	ATT.	STADIUM/NOTES
Sept. 11	at N.Y. Jets	W	23-22	78,160	MetLife Stadium
Sept. 18	at Pittsburgh Steelers.....	L	16-24	65,072	Heinz Field
Sept. 25	DENVER BRONCOS.....	L	17-29	63,850	Paul Brown Stadium
Sept. 29	MIAMI DOLPHINS	W	22-7	60,834	Paul Brown Stadium/Thursday night
Oct. 9	at Dallas Cowboys	L	14-28	91,653	AT&T Stadium
Oct. 16	at New England Patriots.....	L	17-35	66,829	Gillette Stadium
Oct. 23	CLEVELAND BROWNS.....	W	31-17	65,047	Paul Brown Stadium
Oct. 30	VS. WASHINGTON REDSKINS ...	T	*27-27	84,488	Wembley Stadium (London, England)/OT
Nov. 6	— BYE —				
Nov. 14	at N.Y. Giants.....	L	20-21	76,218	MetLife Stadium/Monday night
Nov. 20	BUFFALO BILLS.....	L	12-16	61,356	Paul Brown Stadium
Nov. 27	at Baltimore Ravens.....	L	14-19	70,903	M&T Bank Stadium
Dec. 4	PHILADELPHIA EAGLES.....	W	32-14	55,456	Paul Brown Stadium
Dec. 11	at Cleveland Browns.....	W	23-10	60,028	FirstEnergy Stadium
Dec. 18	PITTSBURGH STEELERS.....	L	20-24	62,096	Paul Brown Stadium (flexed from 8:25 to 1)
Dec. 24	at Houston Texans.....	L	10-12	71,836	NRG Stadium/Saturday night
Jan. 1	BALTIMORE RAVENS.....	W	27-10	54,944	Paul Brown Stadium
REGULAR-SEASON TOTALS		6-9-1	325-315	—	Reg.-season home att.: 423,583 (7 games)

2017

7-9-0 (4-4 HOME, 3-5 ROAD)

3RD IN AFC NORTH

HEAD COACH: MARVIN LEWIS

DATE	OPPONENT	W-L	SCORE	ATT.	STADIUM/NOTES
Sept. 10	BALTIMORE RAVENS.....	L	0-20	55,254	Paul Brown Stadium
Sept. 14	HOUSTON TEXANS.....	L	9-13	52,942	Paul Brown Stadium/Thursday night
Sept. 24	at Green Bay Packers.....	L	*24-27	78,323	Lambeau Field/*OT
Oct. 1	at Cleveland Browns.....	W	31-7	67,431	FirstEnergy Stadium
Oct. 8	BUFFALO BILLS.....	W	20-16	52,367	Paul Brown Stadium
Oct. 15	— BYE —				
Oct. 22	at Pittsburgh Steelers.....	L	14-29	65,363	Heinz Field
Oct. 29	INDIANAPOLIS COLTS.....	W	24-23	57,901	Paul Brown Stadium
Nov. 5	at Jacksonville Jaguars.....	L	7-23	60,720	EverBank Field
Nov. 12	at Tennessee Titans.....	L	20-24	67,432	Nissan Stadium
Nov. 19	at Denver Broncos.....	W	20-17	75,707	Sports Authority Field at Mile High
Nov. 26	CLEVELAND BROWNS.....	W	30-16	51,710	Paul Brown Stadium
Dec. 4	PITTSBURGH STEELERS.....	L	20-23	56,029	Paul Brown Stadium/Monday night
Dec. 10	CHICAGO BEARS.....	L	7-33	52,002	Paul Brown Stadium
Dec. 17	at Minnesota Vikings.....	L	7-34	66,833	U.S. Bank Stadium
Dec. 24	DETROIT LIONS.....	W	26-17	47,732	Paul Brown Stadium
Dec. 31	at Baltimore Ravens.....	W	31-27	70,507	M&T Bank Stadium
REGULAR-SEASON TOTALS		7-9-0	290-349	—	Regular-season home att.: 425,937

2018

6-10-0 (4-4 HOME, 2-6 ROAD)

4TH IN AFC NORTH

HEAD COACH: MARVIN LEWIS

DATE	OPPONENT	W-L	SCORE	ATT.	STADIUM/NOTES
Sept. 9	at Indianapolis Colts.....	W	34-23	58,699	Lucas Oil Stadium
Sept. 13	BALTIMORE RAVENS.....	W	34-23	50,018	Paul Brown Stadium/Thursday night
Sept. 23	at Carolina Panthers.....	L	21-31	72,161	Bank of America Stadium
Sept. 30	at Atlanta Falcons.....	W	37-36	71,985	Mercedes-Benz Stadium
Oct. 7	MIAMI DOLPHINS.....	W	27-17	52,708	Paul Brown Stadium
Oct. 14	PITTSBURGH STEELERS.....	L	21-28	60,594	Paul Brown Stadium
Oct. 21	at Kansas City Chiefs.....	L	10-45	75,676	Arrowhead Stad./Sun. night (flexed from 1)
Oct. 28	TAMPA BAY BUCCANEERS.....	W	37-34	45,134	Paul Brown Stadium
Nov. 4	— BYE —				
Nov. 11	NEW ORLEANS SAINTS.....	L	14-51	52,492	Paul Brown Stadium
Nov. 18	at Baltimore Ravens.....	L	21-24	70,077	M&T Bank Stadium
Nov. 25	CLEVELAND BROWNS.....	L	20-35	56,122	Paul Brown Stadium
Dec. 2	DENVER BRONCOS.....	L	10-24	44,392	Paul Brown Stadium
Dec. 9	at L.A. Chargers.....	L	21-26	25,358	StubHub Center
Dec. 16	OAKLAND RAIDERS.....	W	30-16	44,568	Paul Brown Stadium
Dec. 23	at Cleveland Browns.....	L	18-26	67,431	FirstEnergy Stadium
Dec. 30	at Pittsburgh Steelers.....	L	13-16	63,874	Heinz Field
REGULAR-SEASON TOTALS		6-10-0	368-455	— Regular-season home att.: 406,028	

2019

2-14-0 (2-6 HOME, 0-8 ROAD)

4TH IN AFC NORTH

HEAD COACH: ZAC TAYLOR

DATE	OPPONENT	W-L	SCORE	ATT.	STADIUM/NOTES
Sept. 8	at Seattle Seahawks.....	L	20-21	68,710	CenturyLink Field
Sept. 15	SAN FRANCISCO 49ERS.....	L	17-41	50,666	Paul Brown Stadium
Sept. 22	at Buffalo Bills.....	L	17-21	69,448	New Era Field
Sept. 30	at Pittsburgh Steelers.....	L	3-27	57,959	Heinz Field/Monday night
Oct. 6	ARIZONA CARDINALS.....	L	23-26	46,012	Paul Brown Stadium
Oct. 13	at Baltimore Ravens.....	L	17-23	70,051	M&T Bank Stadium
Oct. 20	JACKSONVILLE JAGUARS.....	L	17-27	42,784	Paul Brown Stadium
Oct. 27	vs. L.A. Rams.....	L	10-24	83,720	Wembley Stadium (London, England)
Nov. 3	— BYE —				
Nov. 10	BALTIMORE RAVENS.....	L	13-49	45,918	Paul Brown Stadium
Nov. 17	at Oakland Raiders.....	L	10-17	51,921	Oakland-Alameda County Coliseum
Nov. 24	PITTSBURGH STEELERS.....	L	10-16	47,423	Paul Brown Stadium
Dec. 1	N.Y. JETS.....	W	22-6	39,804	Paul Brown Stadium
Dec. 8	at Cleveland Browns.....	L	19-27	67,431	FirstEnergy Stadium
Dec. 15	NEW ENGLAND PATRIOTS.....	L	13-34	57,066	Paul Brown Stadium
Dec. 22	at Miami Dolphins.....	L	*35-38	60,968	Hard Rock Stadium/OT
Dec. 29	CLEVELAND BROWNS.....	W	33-23	47,759	Paul Brown Stadium
REGULAR-SEASON TOTALS		2-14-0	279-420	—	Regular-season home att.: 377,432

2020					
4-11-1 (3-5 HOME, 1-6-1 ROAD)				4TH IN AFC NORTH	
HEAD COACH: ZAC TAYLOR					
DATE	OPPONENT	W-L	SCORE	ATT.	STADIUM/NOTES
Sept. 13	L.A. CHARGERS	L	13-16	—	Paul Brown Stadium
Sept. 17	at Cleveland Browns	L	30-35	6000	FirstEnergy Stadium/Thursday night
Sept. 27	at Philadelphia Eagles	T	*23-23	—	Lincoln Financial Field/OT
Oct. 4	JACKSONVILLE JAGUARS	W	33-25	6243	Paul Brown Stadium
Oct. 11	at Baltimore Ravens	L	3-27	—	M&T Bank Stadium
Oct. 18	at Indianapolis Colts	L	27-31	12,453	Lucas Oil Stadium
Oct. 25	CLEVELAND BROWNS	L	34-37	9732	Paul Brown Stadium
Nov. 1	TENNESSEE TITANS	W	31-20	9712	Paul Brown Stadium
Nov. 8	— BYE —				
Nov. 15	at Pittsburgh Steelers	L	10-36	5909	Heinz Field
Nov. 22	at Washington Football Team	L	9-20	—	FedExField
Nov. 29	N.Y. GIANTS	L	17-19	10,208	Paul Brown Stadium
Dec. 6	at Miami Dolphins	L	7-19	12,577	Hard Rock Stadium
Dec. 13	DALLAS COWBOYS	L	7-30	10,322	Paul Brown Stadium
Dec. 21	PITTSBURGH STEELERS	W	27-17	10,249	Paul Brown Stadium/Monday night
Dec. 27	at Houston Texans	W	37-31	12,344	NRG Stadium
Jan. 3	BALTIMORE RAVENS	L	3-38	10,499	Paul Brown Stadium
REGULAR-SEASON TOTALS		4-11-1	311-424	—	Regular-season home att.: 66,965

2021					
10-7-0 (5-4 HOME, 5-3 ROAD)			1ST IN AFC NORTH		
HEAD COACH: ZAC TAYLOR					
DATE	OPPONENT	W-L	SCORE	ATT.	STADIUM/NOTES
Sept. 12	MINNESOTA VIKINGS.....	W	*27-24	56,525	Paul Brown Stadium/OT
Sept. 19	at Chicago Bears.....	L	17-20	60,840	Soldier Field
Sept. 26	at Pittsburgh Steelers.....	W	24-10	58,076	Heinz Field
Sept. 30	JACKSONVILLE JAGUARS.....	W	24-21	63,198	Paul Brown Stadium/Thursday night
Oct. 10	GREEN BAY PACKERS.....	L	*22-25	64,195	Paul Brown Stadium/OT
Oct. 17	at Detroit Lions.....	W	34-11	50,831	Ford Field
Oct. 24	at Baltimore Ravens.....	W	41-17	70,659	M&T Bank Stadium
Oct. 31	at N.Y. Jets.....	L	31-34	67,503	MetLife Stadium
Nov. 7	CLEVELAND BROWNS.....	L	16-41	65,451	Paul Brown Stadium
Nov. 14	—BYE—				
Nov. 21	at Las Vegas Raiders.....	W	32-13	61,712	Allegiant Stadium
Nov. 28	PITTSBURGH STEELERS.....	W	41-10	63,238	Paul Brown Stadium
Nov. 5	L.A. CHARGERS.....	L	22-41	51,414	Paul Brown Stadium
Nov. 12	SAN FRANCISCO 49ERS.....	L	*23-26	50,481	Paul Brown Stadium/OT
Nov. 19	at Denver Broncos.....	W	15-10	76,134	Empower Field at Mile High
Nov. 26	BALTIMORE RAVENS.....	W	41-21	63,922	Paul Brown Stadium
Jan. 2	KANSAS CITY CHIEFS.....	W	34-31	64,505	Paul Brown Stadium
Jan. 9	at Cleveland Browns.....	L	16-21	67,431	FirstEnergy Stadium

AFC WILD CARD PLAYOFF					
Jan. 15	LAS VEGAS RAIDERS.....	W	26-19	66,277	Paul Brown Stadium/Saturday afternoon
AFC DIVISIONAL PLAYOFF					
Jan. 22	at Tennessee Titans.....	W	19-16	69,242	Nissan Stadium/Saturday afternoon
AFC CHAMPIONSHIP					
Jan. 30	at Kansas City Chiefs.....	W	*27-24	73,377	Arrowhead Stadium/OT
SUPER BOWL LVI (AT INGLEWOOD, CALIF.)					
Feb. 13	L.A. RAMS.....	L	20-23	70,048	SoFi Stadium/Sunday night

ALL-TIME RESULTS — PRESEASON**All-time preseason record: 111-120-2**

(All games listed are night games unless noted otherwise. Opponents are capitalized for games in which the Bengals were the home team, including those games played at neutral sites.)

1968 (2-3-0)				
DATE	OPPONENT	W-L	SCORE	NOTES
Aug. 3	KANSAS CITY CHIEFS.....	L	14-38	
Aug. 10	at Denver Broncos.....	L	13-15	
Aug. 17	BUFFALO BILLS.....	L	6-10	
Aug. 25	vs. Pittsburgh Steelers.....	W	19-3	Afternoon game/at Morgantown, W.Va.
Aug. 30	VS. N.Y. JETS.....	W	13-9	At Memphis, Tenn.
1969 (3-2-0)				
DATE	OPPONENT	W-L	SCORE	NOTES
Aug. 10	vs. Boston Patriots.....	L	13-21	Afternoon game/at Bowling Green, Ohio
Aug. 16	vs. Kansas City Chiefs.....	L	7-23	At Jackson, Miss.
Aug. 23	MIAMI DOLPHINS.....	W	28-21	
Aug. 30	at Pittsburgh Steelers.....	W	23-13	
Sept. 6	DENVER BRONCOS.....	W	13-11	
1970 (2-3-1)				
DATE	OPPONENT	W-L	SCORE	NOTES
Aug. 8	WASHINGTON REDSKINS.....	W	27-12	
Aug. 15	at Miami Dolphins.....	L	10-20	
Aug. 22	at St. Louis Cardinals.....	L	20-41	
Aug. 29	CLEVELAND BROWNS.....	W	31-24	
Sept. 5	at Green Bay Packers.....	T	10-10	At Milwaukee
Sept. 12	DETROIT LIONS.....	L	14-31	
1971 (5-0-1)				
DATE	OPPONENT	W-L	SCORE	NOTES
Aug. 7	at Miami Dolphins.....	W	27-10	
Aug. 14	at Detroit Lions.....	W	31-24	
Aug. 23	PITTSBURGH STEELERS.....	W	20-13	
Aug. 28	ST. LOUIS CARDINALS.....	W	22-21	
Sept. 4	GREEN BAY PACKERS.....	W	27-24	
Sept. 11	at Washington Redskins.....	T	17-17	
1972 (3-3-0)				
DATE	OPPONENT	W-L	SCORE	NOTES
Aug. 5	at Green Bay Packers.....	L	14-24	
Aug. 12	DETROIT LIONS.....	W	28-20	
Aug. 19	MIAMI DOLPHINS.....	L	17-35	
Aug. 28	at Philadelphia Eagles.....	W	34-20	
Sept. 3	VS. CLEVELAND BROWNS.....	W	27-21	Afternoon game/at Columbus, Ohio
Sept. 9	ATLANTA FALCONS.....	L	14-44	
1973 (4-2-0)				
DATE	OPPONENT	W-L	SCORE	NOTES
Aug. 4	at Miami Dolphins.....	L	13-14	
Aug. 11	PHILADELPHIA EAGLES.....	W	45-21	
Aug. 19	vs. Cleveland Browns.....	L	6-24	Afternoon game/at Columbus, Ohio
Aug. 24	at Detroit Lions.....	W	17-10	
Sept. 1	ATLANTA FALCONS.....	W	31-20	
Sept. 8	GREEN BAY PACKERS.....	W	13-10	
1974 (4-2-0)				
DATE	OPPONENT	W-L	SCORE	NOTES
Aug. 3	MIAMI DOLPHINS.....	W	19-13	
Aug. 10	PHILADELPHIA EAGLES.....	W	35-21	
Aug. 17	at Atlanta Falcons.....	W	*13-7	*OT
Aug. 26	DETROIT LIONS.....	W	27-14	
Sept. 1	VS. CLEVELAND BROWNS.....	L	17-21	Afternoon game/at Columbus, Ohio
Sept. 6	at Green Bay Packers.....	L	24-26	At Milwaukee
1975 (4-3-0)				
DATE	OPPONENT	W-L	SCORE	NOTES
Aug. 2	VS. WASHINGTON REDSKINS.....	L	9-17	Afternoon game/Hall of Fame Game at Canton, Ohio
Aug. 9	at Miami Dolphins.....	L	3-7	
Aug. 15	at Buffalo Bills.....	W	38-28	
Aug. 23	GREEN BAY PACKERS.....	W	27-10	
Aug. 28	at Philadelphia Eagles.....	L	20-30	
Sept. 6	at Detroit Lions.....	W	22-14	Afternoon game
Sept. 13	NEW ORLEANS SAINTS.....	W	20-0	
1976 (4-2-0)				
DATE	OPPONENT	W-L	SCORE	NOTES
July 31	at Green Bay Packers.....	W	23-17	
Aug. 7	BUFFALO BILLS.....	W	31-10	
Aug. 14	DETROIT LIONS.....	W	26-14	
Aug. 22	at Minnesota Vikings.....	L	17-23	Afternoon game
Aug. 28	at New Orleans Saints.....	L	10-13	
Sept. 4	at Tampa Bay Buccaneers.....	W	24-13	
1977 (5-1-0)				
DATE	OPPONENT	W-L	SCORE	NOTES
Aug. 6	at Green Bay Packers.....	L	20-23	
Aug. 13	TAMPA BAY BUCCANEERS.....	W	45-0	
Aug. 21	at Detroit Lions.....	W	17-13	Afternoon game
Aug. 27	at St. Louis Cardinals.....	W	33-9	
Sept. 3	MINNESOTA VIKINGS.....	W	26-7	
Sept. 10	at Chicago Bears.....	W	24-6	

1978 (2-2-0)				
DATE	OPPONENT	W-L	SCORE	NOTES
Aug. 5	at Tampa Bay Buccaneers.....	L	0-17	
Aug. 12	DETROIT LIONS.....	L	10-14	
Aug. 19	CHICAGO BEARS.....	W	27-3	
Aug. 26	at Green Bay Packers.....	W	17-14	At Milwaukee
1979 (2-2-0)				
DATE	OPPONENT	W-L	SCORE	NOTES
Aug. 4	at Detroit Lions.....	W	40-28	
Aug. 11	GREEN BAY PACKERS.....	W	20-5	
Aug. 18	at Chicago Bears.....	L	13-17	
Aug. 25	TAMPA BAY BUCCANEERS.....	L	13-24	
1980 (1-3-0)				
DATE	OPPONENT	W-L	SCORE	NOTES
Aug. 9	at Denver Broncos.....	L	6-17	
Aug. 16	CHICAGO BEARS.....	W	21-3	
Aug. 23	at Tampa Bay Buccaneers.....	L	*14-20	*OT
Aug. 30	DETROIT LIONS.....	L	10-15	
1981 (2-2-0)				
DATE	OPPONENT	W-L	SCORE	NOTES
Aug. 8	at Tampa Bay Buccaneers.....	W	24-17	
Aug. 15	at Detroit Lions.....	W	30-20	
Aug. 22	at Chicago Bears.....	L	21-24	
Aug. 29	DENVER BRONCOS.....	L	20-24	
1982 (1-3-0)				
DATE	OPPONENT	W-L	SCORE	NOTES
Aug. 13	at Kansas City Chiefs.....	L	20-26	
Aug. 20	at Green Bay Packers.....	L	27-41	At Milwaukee
Aug. 28	DETROIT LIONS.....	L	23-27	
Sept. 3	WASHINGTON REDSKINS.....	W	28-21	
1983 (0-4-0)				
DATE	OPPONENT	W-L	SCORE	NOTES
Aug. 6	KANSAS CITY CHIEFS.....	L	7-24	
Aug. 12	at Washington Redskins.....	L	23-27	
Aug. 18	N.Y. JETS.....	L	*17-20	*OT
Aug. 27	at Detroit Lions.....	L	7-34	
1984 (3-1-0)				
DATE	OPPONENT	W-L	SCORE	NOTES
Aug. 4	at N.Y. Jets.....	W	21-15	
Aug. 11	at Tampa Bay Buccaneers.....	L	13-21	
Aug. 18	at Chicago Bears.....	W	25-17	
Aug. 24	DETROIT LIONS.....	W	35-14	
1985 (2-2-0)				
DATE	OPPONENT	W-L	SCORE	NOTES
Aug. 10	KANSAS CITY CHIEFS.....	L	27-35	
Aug. 17	N.Y. JETS.....	W	24-20	
Aug. 23	at Detroit Lions.....	L	17-31	
Aug. 30	at Indianapolis Colts.....	W	31-21	
1986 (1-3-0)				
DATE	OPPONENT	W-L	SCORE	NOTES
Aug. 9	at Kansas City Chiefs.....	L	0-20	
Aug. 16	at N.Y. Jets.....	L	17-28	
Aug. 23	GREEN BAY PACKERS.....	W	34-12	
Aug. 29	DETROIT LIONS.....	L	20-30	
1987 (2-2-0)				
DATE	OPPONENT	W-L	SCORE	NOTES
Aug. 15	at Tampa Bay Buccaneers.....	W	31-30	
Aug. 22	at Detroit Lions.....	L	9-23	
Aug. 29	at Green Bay Packers.....	W	28-20	
Sept. 4	NEW ORLEANS SAINTS.....	L	14-26	
1988 (4-1-0)				
DATE	OPPONENT	W-L	SCORE	NOTES
July 30	vs. Los Angeles Rams.....	W	14-7	Afternoon game/Hall of Fame Game at Canton, Ohio
Aug. 6	at Kansas City Chiefs.....	L	21-34	
Aug. 13	at Buffalo Bills.....	W	24-13	
Aug. 20	DETROIT LIONS.....	W	24-7	
Aug. 26	at New England Patriots.....	W	27-21	
1989 (2-2-0)				
DATE	OPPONENT	W-L	SCORE	NOTES
Aug. 13	BUFFALO BILLS.....	W	24-20	
Aug. 19	at Detroit Lions.....	W	35-3	
Aug. 28	at New Orleans Saints.....	L	10-27	
Sept. 1	at Minnesota Vikings.....	L	10-17	
1990 (1-3-0)				
DATE	OPPONENT	W-L	SCORE	NOTES
Aug. 11	at Tampa Bay Buccaneers.....	L	17-30	
Aug. 18	at Atlanta Falcons.....	L	17-34	
Aug. 24	at New England Patriots.....	W	*13-10	*OT
Aug. 31	DETROIT LIONS.....	L	24-26	

1991 (2-2-0)				
DATE	OPPONENT	W-L	SCORE	NOTES
Aug. 2	at Detroit Lions.....	L	20-24	
Aug. 10	PHILADELPHIA EAGLES.....	L	24-29	
Aug. 17	MINNESOTA VIKINGS.....	W	*27-24	*OT
Aug. 24	at Green Bay Packers.....	W	*19-16	At Milwaukee/OT
1992 (2-2-0)				
DATE	OPPONENT	W-L	SCORE	NOTES
Aug. 9	at N.Y. Giants.....	L	7-13	
Aug. 15	at Philadelphia Eagles.....	L	17-27	
Aug. 22	INDIANAPOLIS COLTS.....	W	20-0	
Aug. 28	DETROIT LIONS.....	W	34-17	
1993 (2-2-0)				
DATE	OPPONENT	W-L	SCORE	NOTES
Aug. 7	N.Y. GIANTS.....	L	16-27	
Aug. 14	at Indianapolis Colts.....	W	24-7	
Aug. 20	at Detroit Lions.....	L	7-30	
Aug. 27	PHILADELPHIA EAGLES.....	W	23-3	
1994 (1-3-0)				
DATE	OPPONENT	W-L	SCORE	NOTES
Aug. 6	at Tampa Bay Buccaneers.....	L	16-17	
Aug. 13	INDIANAPOLIS COLTS.....	L	21-26	
Aug. 20	at Philadelphia Eagles.....	L	7-17	
Aug. 26	DETROIT LIONS.....	W	38-14	
1995 (1-3-0)				
DATE	OPPONENT	W-L	SCORE	NOTES
Aug. 4	at Indianapolis Colts.....	W	34-21	
Aug. 11	TAMPA BAY BUCCANEERS.....	L	7-31	
Aug. 17	at Detroit Lions.....	L	13-20	
Aug. 25	N.Y. JETS.....	L	24-30	
1996 (2-2-0)				
DATE	OPPONENT	W-L	SCORE	NOTES
Aug. 3	INDIANAPOLIS COLTS.....	W	28-25	
Aug. 10	at Arizona Cardinals.....	L	10-13	
Aug. 16	at Washington Redskins.....	W	28-7	
Aug. 23	DETROIT LIONS.....	L	17-24	Last game at "Riverfront" Stadium; renamed Cinergy Field for '96 regular season
1997 (2-2-0)				
DATE	OPPONENT	W-L	SCORE	NOTES
Aug. 1	at Indianapolis Colts.....	L	16-20	
Aug. 8	at Detroit Lions.....	W	27-23	
Aug. 16	MINNESOTA VIKINGS.....	W	37-13	
Aug. 22	SEATTLE SEAHAWKS.....	L	28-31	
1998 (1-3-0)				
DATE	OPPONENT	W-L	SCORE	NOTES
Aug. 8	at N.Y. Giants.....	L	17-24	
Aug. 17	INDIANAPOLIS COLTS.....	L	27-30	
Aug. 22	DETROIT LIONS.....	W	33-19	
Aug. 28	at Atlanta Falcons.....	L	0-17	
1999 (0-4-0)				
DATE	OPPONENT	W-L	SCORE	NOTES
Aug. 14	at Indianapolis Colts.....	L	17-20	
Aug. 20	at Detroit Lions.....	L	0-16	
Aug. 28	BUFFALO BILLS.....	L	3-30	
Sept. 3	ATLANTA FALCONS.....	L	16-28	
2000 (1-3-0)				
DATE	OPPONENT	W-L	SCORE	NOTES
Aug. 4	at Buffalo Bills.....	L	20-21	
Aug. 11	at Atlanta Falcons.....	L	16-31	
Aug. 19	CHICAGO BEARS.....	W	24-20	
Aug. 25	DETROIT LIONS.....	L	13-21	
2001 (1-3-0)				
DATE	OPPONENT	W-L	SCORE	NOTES
Aug. 4	at Chicago Bears.....	L	*13-16	*OT
Aug. 10	at Detroit Lions.....	W	27-24	
Aug. 25	BUFFALO BILLS.....	L	10-20	
Aug. 30	INDIANAPOLIS COLTS.....	L	17-23	
2002 (2-2-0)				
DATE	OPPONENT	W-L	SCORE	NOTES
Aug. 9	at Buffalo Bills.....	W	24-17	
Aug. 17	at Indianapolis Colts.....	W	22-10	
Aug. 24	NEW ORLEANS SAINTS.....	L	23-31	
Aug. 29	ATLANTA FALCONS.....	L	14-27	
2003 (1-3-0)				
DATE	OPPONENT	W-L	SCORE	NOTES
Aug. 10	at N.Y. Jets.....	L	13-28	Afternoon game
Aug. 16	DETROIT LIONS.....	W	23-10	
Aug. 23	TENNESSEE TITANS.....	L	15-23	
Aug. 29	at Indianapolis Colts.....	L	20-21	

(All-time results — preseason, continued)

2004 (2-2-0)

DATE	OPPONENT	W-L	SCORE	NOTES
Aug. 16	at Tampa Bay Buccaneers	L	6-20	
Aug. 21	NEW ENGLAND PATRIOTS	W	31-3	
Aug. 28	at Atlanta Falcons	L	10-37	
Sept. 3	INDIANAPOLIS COLTS	W	16-13	

2005 (2-2-0)

DATE	OPPONENT	W-L	SCORE	NOTES
Aug. 12	NEW ENGLAND PATRIOTS	L	13-23	
Aug. 19	at Washington Redskins	W	24-17	
Aug. 26	at Philadelphia Eagles	L	17-27	
Sept. 2	INDIANAPOLIS COLTS	W	38-0	

2006 (4-0-0)

DATE	OPPONENT	W-L	SCORE	NOTES
Aug. 13	WASHINGTON REDSKINS	W	19-3	
Aug. 18	at Buffalo Bills	W	44-31	
Aug. 28	GREEN BAY PACKERS	W	48-17	
Sept. 1	at Indianapolis Colts	W	20-3	

2007 (1-3-0)

DATE	OPPONENT	W-L	SCORE	NOTES
Aug. 9	at Detroit Lions	L	26-27	
Aug. 18	NEW ORLEANS SAINTS	L	19-27	
Aug. 27	at Atlanta Falcons	L	19-24	
Aug. 31	INDIANAPOLIS COLTS	W	14-6	

2008 (2-2-0)

DATE	OPPONENT	W-L	SCORE	NOTES
Aug. 11	at Green Bay Packers	W	20-17	
Aug. 17	DETROIT LIONS	L	10-27	
Aug. 23	NEW ORLEANS SAINTS	L	0-13	
Aug. 28	at Indianapolis Colts	W	27-7	

2009 (2-2-0)

DATE	OPPONENT	W-L	SCORE	NOTES
Aug. 14	at New Orleans Saints	L	7-17	
Aug. 20	at New England Patriots	W	7-6	
Aug. 27	ST. LOUIS RAMS	L	21-24	
Sept. 3	INDIANAPOLIS COLTS	W	38-7	

2010 (3-2-0)

DATE	OPPONENT	W-L	SCORE	NOTES
Aug. 8	VS. DALLAS COWBOYS	L	7-16	Hall of Fame Game at Canton, Ohio
Aug. 15	DENVER BRONCOS	W	33-24	
Aug. 20	PHILADELPHIA EAGLES	W	22-9	
Aug. 28	at Buffalo Bills	L	20-35	
Sept. 2	at Indianapolis Colts	W	30-28	

2011 (1-3-0)

DATE	OPPONENT	W-L	SCORE	NOTES
Aug. 12	at Detroit Lions	L	3-34	
Aug. 21	at N.Y. Jets	L	7-27	
Aug. 25	CAROLINA PANTHERS	W	24-13	
Sept. 1	INDIANAPOLIS COLTS	L	13-17	

2012 (2-2-0)

DATE	OPPONENT	W-L	SCORE	NOTES
Aug. 10	N.Y. JETS	W	17-6	
Aug. 16	at Atlanta Falcons	W	24-19	
Aug. 23	GREEN BAY PACKERS	L	13-27	
Aug. 30	at Indianapolis Colts	L	16-20	

2013 (3-1-0)

DATE	OPPONENT	W-L	SCORE	NOTES
Aug. 8	at Atlanta Falcons	W	34-10	
Aug. 17	TENNESSEE TITANS	W	27-19	
Aug. 24	at Dallas Cowboys	L	18-24	
Aug. 29	INDIANAPOLIS COLTS	W	27-10	

2014 (2-2-0)

DATE	OPPONENT	W-L	SCORE	NOTES
Aug. 7	at Kansas City Chiefs	L	39-41	
Aug. 16	N.Y. JETS	L	17-25	
Aug. 24	at Arizona Cardinals	W	19-13	
Aug. 28	INDIANAPOLIS COLTS	W	35-7	

2015 (3-1-0)

DATE	OPPONENT	W-L	SCORE	NOTES
Aug. 14	N.Y. GIANTS	W	23-10	
Aug. 24	at Tampa Bay Buccaneers	L	11-25	
Aug. 29	CHICAGO BEARS	W	21-10	
Sept. 3	at Indianapolis Colts	W	9-6	

2016 (1-3-0)

DATE	OPPONENT	W-L	SCORE	NOTES
Aug. 12	MINNESOTA VIKINGS	L	16-17	
Aug. 18	at Detroit Lions	W	30-14	
Aug. 28	at Jacksonville Jaguars	L	21-26	
Sept. 1	INDIANAPOLIS COLTS	L	10-13	

2017 (1-3-0)

DATE	OPPONENT	W-L	SCORE	NOTES
Aug. 11	TAMPA BAY BUCCANEERS	W	23-12	
Aug. 19	KANSAS CITY CHIEFS	L	12-30	
Aug. 27	at Washington Redskins	L	17-23	
Aug. 31	at Indianapolis Colts	L	6-7	

2018 (3-1-0)

DATE	OPPONENT	W-L	SCORE	NOTES
Aug. 9	CHICAGO BEARS	W	30-27	
Aug. 18	at Dallas Cowboys	W	21-13	
Aug. 26	at Buffalo Bills	W	26-13	
Aug. 30	INDIANAPOLIS COLTS	L	26-27	

2019 (1-3-0)

DATE	OPPONENT	W-L	SCORE	NOTES
Aug. 10	at Kansas City Chiefs	L	17-38	
Aug. 15	at Washington Redskins	W	23-13	
Aug. 22	N.Y. GIANTS	L	23-25	
Aug. 29	INDIANAPOLIS COLTS	L	6-13	

2020 (0-0-0)

DATE	OPPONENT	W-L	SCORE	NOTES
Aug. 15	at Kansas City Chiefs	—	—	Game canceled*
Aug. 21	MINNESOTA VIKINGS	—	—	Game canceled*
Aug. 28	at Atlanta Falcons	—	—	Game canceled*
Sept. 3	INDIANAPOLIS COLTS	—	—	Game canceled*

* 2020 NFL preseason was canceled due to COVID-19 pandemic.

2021 (1-2-0)

DATE	OPPONENT	W-L	SCORE	NOTES
Aug. 14	at Tampa Bay Buccaneers	W	19-14	
Aug. 20	at Washington Football Team	L	13-17	
Aug. 29	MIAMI DOLPHINS	L	26-29	

ALL-TIME RESULTS — BY OPPONENT

(The years listed are the seasons in which games were scheduled, not necessarily the calendar years in which games were played.)

ARIZONA CARDINALS

Regular-season series tied, 6-6-0
(Franchise was located in St. Louis through 1987, and it was known as the Phoenix Cardinals from 1988-93)

YEAR	DATE	SITE	W-L	SCORE
1973	Nov. 25	Cincinnati	W	42-24
1979	Nov. 25	Cincinnati	W	34-28
1985	Sept. 15	St. Louis	L	27-41
1988	Sept. 4	Cincinnati	W	21-14
1994	Dec. 18	Arizona	L	7-28
1997	Aug. 31	Cincinnati	W	24-21
2000	Dec. 3	Cincinnati	W	24-13
2003	Nov. 2	Arizona	L	14-17
2007	Nov. 18	Cincinnati	L	27-35
2011	Dec. 24	Cincinnati	W	23-16
2015	Nov. 22	Arizona	L	31-34
2019	Oct. 6	Cincinnati	L	23-26

ATLANTA FALCONS

Bengals lead regular-season series, 9-5-0

YEAR	DATE	SITE	W-L	SCORE
1971	Nov. 7	Cincinnati	L	6-9
1975	Oct. 26	Atlanta	W	21-14
1978	Dec. 3	Cincinnati	W	37-7
1981	Dec. 20	Atlanta	W	30-28
1984	Nov. 25	Cincinnati	W	35-14
1987	Nov. 15	Atlanta	W	16-10
1990	Oct. 28	Atlanta	L	17-38
1993	Dec. 26	Cincinnati	W	21-17
1996	Nov. 24	Cincinnati	W	41-31
2002	Sept. 22	Atlanta	L	3-30
2006	Oct. 29	Cincinnati	L	27-29
2010	Oct. 24	Atlanta	L	32-39
2014	Sept. 14	Cincinnati	W	24-10
2018	Sept. 30	Atlanta	W	37-36

BALTIMORE RAVENS

Ravens lead regular-season series, 27-25-0

YEAR	DATE	SITE	W-L	SCORE
1996	Nov. 3	Baltimore	W	24-21
	Dec. 8	Cincinnati	W	21-14
1997	Sept. 7	Baltimore	L	10-23
	Dec. 21	Cincinnati	W	16-14
1998	Sept. 27	Baltimore	L	24-31
	Nov. 22	Cincinnati	L	13-20
1999	Nov. 21	Cincinnati	L	31-34
	Dec. 26	Baltimore	L	0-22
2000	Sept. 24	Baltimore	L	0-37
	Nov. 5	Cincinnati	L	7-27
2001	Sept. 23	Cincinnati	W	21-10
	Dec. 23	Baltimore	L	0-16
2002	Nov. 10	Baltimore	L	27-38
	Dec. 1	Cincinnati	L	23-27
2003	Oct. 19	Cincinnati	W	34-26
	Dec. 7	Baltimore	L	13-31
2004	Sept. 26	Cincinnati	L	9-23
	Dec. 5	Baltimore	W	27-26
2005	Nov. 6	Baltimore	W	21-9
	Nov. 27	Cincinnati	W	42-29
2006	Nov. 5	Baltimore	L	20-26
	Nov. 30	Cincinnati	W	13-7
2007	Sept. 10	Cincinnati	W	27-20
	Nov. 11	Baltimore	W	21-7
2008	Sept. 7	Baltimore	L	10-17
	Nov. 30	Cincinnati	L	3-34
2009	Oct. 11	Baltimore	W	17-14
	Nov. 8	Cincinnati	W	17-7
2010	Sept. 19	Cincinnati	W	15-10
	Jan. 2	Baltimore	L	7-13
2011	Nov. 20	Baltimore	L	24-31
	Jan. 1	Cincinnati	L	16-24
2012	Sept. 10	Baltimore	L	13-44
	Dec. 30	Cincinnati	W	23-17
2013	Nov. 10	Baltimore	L (OT)	17-20
	Dec. 29	Cincinnati	W	34-17
2014	Sept. 7	Baltimore	W	23-16
	Oct. 26	Cincinnati	W	27-24
2015	Sept. 27	Baltimore	W	28-24
	Jan. 3	Cincinnati	W	24-16
2016	Nov. 27	Baltimore	L	14-19
	Jan. 1	Cincinnati	W	27-10
2017	Sept. 10	Cincinnati	L	0-20
	Dec. 31	Baltimore	W	31-27
2018	Sept. 13	Cincinnati	W	34-23
	Nov. 18	Baltimore	L	21-24
2019	Oct. 13	Baltimore	L	17-23
	Nov. 10	Cincinnati	L	13-49
2020	Oct. 11	Baltimore	L	3-27
	Jan. 3	Cincinnati	L	3-38
2021	Oct. 24	Baltimore	W	41-17
	Dec. 26	Cincinnati	W	41-21

BUFFALO BILLS

Bills lead regular-season series, 17-13-0
Bengals lead postseason series, 2-0

YEAR	DATE	SITE	W-L	SCORE
1968	Sept. 22	Cincinnati	W	34-23
1969	Nov. 30	Buffalo	L	13-16
1970	Nov. 8	Buffalo	W	43-14
1973	Nov. 11	Buffalo	W	16-13
1975	Nov. 17	Cincinnati	W	33-24
1978	Oct. 22	Buffalo	L	0-5
1979	Sept. 9	Buffalo	L	24-51
1980	Nov. 16	Cincinnati	L	0-14
1981	Sept. 27	Cincinnati	W (OT)	27-24
	Jan. 3	Cincinnati**	W	28-21
1983	Sept. 11	Cincinnati	L	6-10
1984	Dec. 16	Cincinnati	W	52-21
1985	Nov. 3	Buffalo	W	23-17
1986	Sept. 14	Cincinnati	W (OT)	36-33
1988	Nov. 27	Cincinnati	W	35-21
	Jan. 8	Cincinnati***	W	21-10
1989	Nov. 26	Buffalo	L	7-24
1991	Oct. 21	Buffalo	L	16-35
1996	Nov. 17	Buffalo	L	17-31
1998	Dec. 6	Cincinnati	L	20-33
2002	Dec. 29	Buffalo	L	9-27
2003	Oct. 5	Buffalo	L (OT)	16-22
2004	Dec. 19	Cincinnati	L	17-33
2005	Dec. 24	Cincinnati	L	27-37
2007	Nov. 4	Buffalo	L	21-33
2010	Nov. 21	Cincinnati	L	31-49
2011	Oct. 2	Cincinnati	W	23-20
2013	Oct. 13	Buffalo	W (OT)	27-24
2015	Oct. 18	Buffalo	W	34-21
2016	Nov. 20	Cincinnati	L	12-16
2017	Oct. 8	Cincinnati	W	20-16
2019	Sept. 22	Buffalo	L	17-21

AFC Divisional Playoff; *AFC Championship

CAROLINA PANTHERS

Panthers lead regular-season series, 3-2-1

YEAR	DATE	SITE	W-L	SCORE
1999	Sept. 26	Carolina	L	3-27
2002	Dec. 8	Carolina	L	31-52
2006	Oct. 22	Cincinnati	W	17-14
2010	Sept. 26	Carolina	W	20-7
2014	Oct. 12	Cincinnati	T (OT)	37-37
2018	Sept. 23	Carolina	L	21-31

CHICAGO BEARS

Regular-season series tied, 6-6-0

YEAR	DATE	SITE	W-L	SCORE
1972	Nov. 26	Chicago	W	13-3
1980	Dec. 14	Chicago	W (OT)	17-14
1986	Sept. 28	Cincinnati	L	7-44
1989	Sept. 10	Chicago	L	14-17
1992	Nov. 8	Chicago	W (OT)	31-28
1995	Dec. 10	Cincinnati	W	16-10
2001	Oct. 21	Cincinnati	L	0-24
2005	Sept. 25	Chicago	W	24-7
2009	Oct. 25	Cincinnati	W	45-10
2013	Sept. 8	Chicago	L	21-24
2017	Dec. 10	Cincinnati	L	7-33
2021	Sept. 19	Chicago	L	17-20

CLEVELAND BROWNS

Bengals lead regular-season series, 51-46-0

YEAR	DATE	SITE	W-L	SCORE
1970	Oct. 11	Cleveland	L	27-30
	Nov. 15	Cincinnati	W	14-10
1971	Oct. 17	Cincinnati	L	24-27
	Dec. 5	Cleveland	L	27-31
1972	Oct. 1	Cleveland	L	6-27
	Dec. 9	Cincinnati	L	24-27
1973	Oct. 7	Cleveland	L	10-17
	Dec. 9	Cincinnati	W	34-17
1974	Sept. 15	Cincinnati	W	33-7
	Oct. 13	Cleveland	W	34-24
1975	Sept. 21	Cincinnati	W	24-17
	Nov. 23	Cleveland	L	23-35
1976	Oct. 3	Cleveland	W	45-24
	Oct. 31	Cincinnati	W	21-6
1977	Sept. 18	Cincinnati	L	3-13
	Nov. 6	Cleveland	W	10-7
1978	Sept. 10	Cleveland	L (OT)	10-13
	Dec. 17	Cincinnati	W	48-16
1979	Oct. 21	Cleveland	L	27-28
	Dec. 16	Cincinnati	W	16-12
1980	Nov. 23	Cleveland	L	7-31
	Dec. 21	Cincinnati	L	24-27
1981	Sept. 20	Cincinnati	L	17-20
	Nov. 29	Cleveland	W	41-21
1982	Sept. 27	Cleveland	CANCELED	
	Dec. 12	Cincinnati	W	23-10
1983	Sept. 15	Cleveland	L	7-17
	Oct. 23	Cincinnati	W	28-21
1984	Oct. 21	Cincinnati	W	12-9
	Dec. 2	Cleveland	W (OT)	20-17
1985	Nov. 10	Cincinnati	W	27-10
	Nov. 24	Cleveland	L	6-24
1986	Sept. 18	Cleveland	W	30-13
	Dec. 14	Cincinnati	L	3-34
1987	Oct. 18	Cincinnati	L	0-34
	Dec. 13	Cleveland	L	24-38
1988	Sept. 25	Cincinnati	W	24-17
	Oct. 30	Cleveland	L	16-23
1989	Sept. 25	Cincinnati	W	21-14
	Dec. 3	Cleveland	W	21-0
1990	Oct. 22	Cleveland	W	34-13
	Dec. 30	Cincinnati	W	21-14
1991	Sept. 15	Cleveland	L	13-14
	Nov. 3	Cincinnati	W	23-21
1992	Nov. 1	Cincinnati	W	30-10
	Dec. 6	Cleveland	L	21-37
1993	Sept. 5	Cleveland	L	14-27
	Oct. 17	Cincinnati	L	17-28
1994	Sept. 4	Cincinnati	L	20-28
	Oct. 23	Cleveland	L	13-37
1995	Oct. 29	Cincinnati	L (OT)	26-29
	Dec. 17	Cleveland	L	10-26
1999	Oct. 10	Cleveland	W	18-17
	Dec. 12	Cincinnati	W	44-28
2000	Sept. 10	Cincinnati	L	7-24
	Oct. 29	Cleveland	W	12-3
2001	Oct. 14	Cincinnati	W	24-14
	Nov. 25	Cleveland	L	0-18
2002	Sept. 15	Cleveland	L	7-20
	Nov. 17	Cincinnati	L	20-27
2003	Sept. 28	Cleveland	W	21-14
	Dec. 28	Cincinnati	L	14-22
2004	Oct. 17	Cleveland	L	17-34
	Nov. 28	Cincinnati	W	58-48
2005	Sept. 11	Cleveland	W	27-13
	Dec. 11	Cincinnati	W	23-20
2006	Sept. 17	Cincinnati	W	34-17
	Nov. 26	Cleveland	W	30-0
2007	Sept. 16	Cleveland	L	45-51
	Dec. 23	Cincinnati	W	19-14
2008	Sept. 28	Cincinnati	L	12-20
	Dec. 21	Cleveland	W	14-0
2009	Oct. 4	Cleveland	W (OT)	23-20
	Nov. 29	Cincinnati	W	16-7
2010	Oct. 3	Cleveland	L	20-23
	Dec. 19	Cincinnati	W	19-17
2011	Sept. 11	Cleveland	W	27-17
	Nov. 27	Cincinnati	W	23-20
2012	Sept. 16	Cincinnati	W	34-27
	Oct. 14	Cleveland	L	24-34
2013	Sept. 29	Cleveland	L	6-17
	Nov. 17	Cincinnati	W	41-20
2014	Nov. 6	Cincinnati	L	3-24
	Dec. 14	Cleveland	W	30-0
2015	Nov. 5	Cincinnati	W	31-10
	Dec. 6	Cleveland	W	37-3
2016	Oct. 23	Cincinnati	W	31-17
	Dec. 11	Cleveland	W	23-10
2017	Oct. 1	Cleveland	W	31-7
	Nov. 26	Cincinnati	W	30-16
2018	Nov. 25	Cincinnati	L	20-35
	Dec. 23	Cleveland	L	18-26
2019	Dec. 8	Cleveland	L	19-27
	Dec. 29	Cincinnati	W	33-23
2020	Sept. 17	Cleveland	L	30-35
	Oct. 25	Cincinnati	L	34-37
2021	Nov. 7	Cincinnati	L	16-41
	Jan. 9	Cleveland	L	16-21

DALLAS COWBOYS

Cowboys lead regular-season series, 9-4-0

YEAR	DATE	SITE	W-L	SCORE
1973	Nov. 4	Dallas	L	10-38
1979	Sept. 30	Dallas	L	13-38
1982	Oct. 24	Cincinnati	CANCELED	
1985	Dec. 8	Cincinnati	W	50-24
1988	Nov. 20	Dallas	W	38-24
1991	Oct. 13	Dallas	L	23-35
1994	Oct. 30	Cincinnati	L	20-23
1997	Dec. 14	Cincinnati	W	31-24
2000	Nov. 12	Dallas	L	6-23
2004	Nov. 7	Cincinnati	W	26-3
2008	Oct. 5	Dallas	L	22-31
2012	Dec. 9	Cincinnati	L	19-20
2016	Oct. 9	Dallas	L	14-28
2020	Dec. 13	Cincinnati	L	7-30

DENVER BRONCOS

Broncos lead regular-season series, 22-11-0

YEAR	DATE	SITE	W-L	SCORE
1968	Sept. 15	Cincinnati	W	24-10
	Oct. 6	Denver	L	7-10
1969	Oct. 19	Cincinnati	L	23-30
	Dec. 14	Denver	L	16-27
1971	Nov. 14	Denver	W	24-10
1972	Oct. 8	Cincinnati	W	21-10
1973	Sept. 16	Denver	L	10-28
1975	Nov. 9	Denver	W	17-16
1976	Sept. 12	Cincinnati	W	17-7
1977	Oct. 23	Cincinnati	L	13-24
1979	Sept. 2	Denver	L	0-10
1981	Nov. 22	Cincinnati	W	38-21
1983	Oct. 16	Denver	L	17-24
1984	Sept. 2	Denver	L	17-20
1986	Nov. 30	Denver	L	28-34
1991	Sept. 1	Denver	L	14-45
1994	Nov. 27	Denver	L	13-15
1996	Sept. 29	Cincinnati	L	10-14
1997	Sept. 21	Denver	L	20-38
1998	Nov. 1	Cincinnati	L	26-33
2000	Oct. 22	Cincinnati	W	31-21
2003	Sept. 7	Cincinnati	L	10-30
2004	Oct. 25	Cincinnati	W	23-10
2006	Dec. 24	Denver	L	23-24
2009	Sept. 13	Cincinnati	L	7-12
2011	Sept. 18	Denver	L	22-24
2012	Nov. 4	Cincinnati	L	23-31
2014	Dec. 22	Cincinnati	W	37-28
2015	Dec. 28	Denver	L (OT)	17-20
2016	Sept. 25	Cincinnati	L	17-29
2017	Nov. 19	Denver	W	20-17
2018	Dec. 2	Cincinnati	L	10-24
2021	Dec. 19	Denver	W	15-10

DETROIT LIONS

Bengals lead regular-season series, 10-3-0

YEAR	DATE	SITE	W-L	SCORE
1970	Sept. 27	Detroit	L	3-38
1974	Dec. 8	Cincinnati	L	19-23
1983	Dec. 11	Cincinnati	W	17-9
1986	Nov. 2	Detroit	W	24-17
1989	Nov. 19	Cincinnati	W	42-7
1992	Nov. 22	Cincinnati	L	13-19
1998	Sept. 13	Detroit	W (OT)	34-28
2001	Oct. 28	Detroit	W	31-27
2005	Dec. 18	Detroit	W	41-17
2009	Dec. 6	Cincinnati	W	23-13
2013	Oct. 20	Detroit	W	27-24
2017	Dec. 24	Cincinnati	W	26-17
2021	Oct. 17	Detroit	W	34-11

GREEN BAY PACKERS

Regular-season series tied, 7-7-0

YEAR	DATE	SITE	W-L	SCORE
1971	Oct. 3	Green Bay	L	17-20
1976	Sept. 26	Cincinnati	W	28-7
1977	Oct. 9	Milwaukee	W	17-7
1980	Oct. 5	Green Bay	L	9-14
1983	Oct. 30	Cincinnati	W	34-14
1986	Oct. 5	Milwaukee	W	34-28
1992	Sept. 20	Green Bay	L	23-24
1995	Dec. 3	Green Bay	L	10-24
1998	Sept. 20	Cincinnati	L	6-13
2005	Oct. 30	Cincinnati	W	21-14
2009	Sept. 20	Green Bay	W	31-24
2013	Sept. 22	Cincinnati	W	34-30
2017	Sept. 24	Green Bay	L (OT)	24-27
2021	Oct. 10	Cincinnati	L (OT)	22-25

HOUSTON TEXANS

Texans lead regular-season series, 6-5-0

Texans lead postseason series, 2-0

YEAR	DATE	SITE	W-L	SCORE
2002	Nov. 3	Houston	W	38-3
2003	Nov. 9	Cincinnati	W	34-27
2005	Oct. 2	Cincinnati	W	16-10
2008	Oct. 26	Houston	L	6-35
2009	Oct. 18	Cincinnati	L	17-28
2011	Dec. 11	Cincinnati	L	19-20
	Jan. 7	Houston*	L	10-31
2012	Jan. 5	Houston*	L	13-19
2014	Nov. 23	Houston	W	22-13
2015	Nov. 16	Cincinnati	L	6-10
2016	Dec. 24	Houston	L	10-12
2017	Sept. 14	Cincinnati	L	9-13
2020	Dec. 27	Houston	W	37-31

*AFC Wild Card Playoff

INDIANAPOLIS COLTS

Colts lead regular-season series, 18-12-0

Colts lead postseason series, 2-0

(Franchise was located in Baltimore through 1983)

YEAR	DATE	SITE	W-L	SCORE
1970	Dec. 26	Baltimore**	L	0-17
1972	Nov. 19	Cincinnati	L	19-20
1974	Nov. 3	Baltimore	W	24-14
1976	Sept. 19	Baltimore	L	27-28
1979	Nov. 4	Baltimore	L	28-38
1980	Dec. 7	Cincinnati	W	34-33
1981	Oct. 11	Baltimore	W	41-19
1982	Dec. 5	Baltimore	W	20-17
1983	Oct. 2	Cincinnati	L	31-34
1987	Sept. 13	Indianapolis	W	23-21
1989	Oct. 22	Cincinnati	L	12-23
1990	Nov. 25	Cincinnati	L	20-34
1992	Dec. 27	Cincinnati	L	17-21
1993	Sept. 12	Cincinnati	L	6-9
1994	Nov. 20	Cincinnati	L	13-17
1995	Sept. 3	Indianapolis	W (OT)	24-21
1996	Dec. 22	Cincinnati	W	31-24
1997	Nov. 9	Indianapolis	W	28-13
1998	Dec. 13	Indianapolis	L	26-39
1999	Oct. 24	Indianapolis	L	10-31
2002	Oct. 6	Indianapolis	L	21-28
2005	Nov. 20	Cincinnati	L	37-45
2006	Dec. 18	Indianapolis	L	16-34
2008	Dec. 7	Indianapolis	L	3-35
2010	Nov. 14	Indianapolis	L	17-23
2011	Oct. 16	Cincinnati	W	27-17
2013	Dec. 8	Cincinnati	W	42-28
2014	Oct. 19	Indianapolis	L	0-27
2017	Jan. 4	Indianapolis*	L	10-26
	Oct. 29	Cincinnati	W	24-23
2018	Sept. 9	Indianapolis	W	34-23
2020	Oct. 18	Indianapolis	L	27-31

*AFC Wild Card Playoff; **AFC Divisional Playoff

JACKSONVILLE JAGUARS

Jaguars lead regular-season series, 13-11-0

YEAR	DATE	SITE	W-L	SCORE
1995	Sept. 10	Cincinnati	W	24-17
	Nov. 26	Jacksonville	W	17-13
1996	Oct. 27	Cincinnati	W	28-21
	Dec. 1	Jacksonville	L	27-30
1997	Oct. 5	Jacksonville	L	13-21
	Nov. 23	Cincinnati	W	31-26
1998	Nov. 8	Jacksonville	L	11-24
	Nov. 29	Cincinnati	L	17-34
1999	Oct. 31	Cincinnati	L	10-41
	Jan. 2	Jacksonville	L	7-24
2000	Sept. 17	Jacksonville	L	0-13
	Dec. 17	Cincinnati	W	17-14
2001	Nov. 11	Jacksonville	L	13-30
	Dec. 9	Cincinnati	L	10-14
2002	Dec. 15	Cincinnati	L	15-29
2005	Oct. 9	Jacksonville	L	20-23
2008	Nov. 2	Cincinnati	W	21-19
2011	Oct. 9	Jacksonville	W	30-20
2012	Sept. 30	Jacksonville	W	27-10
2014	Nov. 2	Cincinnati	W	33-23
2017	Nov. 5	Jacksonville	L	7-23
2019	Oct. 20	Cincinnati	L	17-27
2020	Oct. 4	Cincinnati	W	33-25
2021	Sept. 30	Cincinnati	W	24-21

KANSAS CITY CHIEFS

Bengals lead regular-season series, 16-14-0

Bengals lead postseason series, 1-0

YEAR	DATE	SITE	W-L	SCORE
1968	Oct. 13	Kansas City	L	3-13
	Nov. 10	Cincinnati	L	9-16
1969	Sept. 28	Cincinnati	W	24-19
	Oct. 26	Kansas City	L	22-42
1970	Oct. 18	Cincinnati	L	19-27
1972	Oct. 15	Kansas City	W	23-16
1973	Oct. 21	Cincinnati	W	14-6
1974	Nov. 24	Cincinnati	W	33-6
1976	Nov. 21	Kansas City	W	27-24
1977	Dec. 4	Kansas City	W	27-21
1978	Sept. 3	Cincinnati	L	23-24
1979	Oct. 7	Cincinnati	L	7-10
1980	Nov. 30	Kansas City	W	20-6
1983	Nov. 13	Kansas City	L	15-20
1984	Sept. 9	Cincinnati	L	22-27
1986	Sept. 7	Kansas City	L	14-24
1987	Dec. 6	Cincinnati	W (OT)	30-27
1988	Nov. 13	Kansas City	L	28-31
1989	Oct. 1	Kansas City	W	21-17
1993	Oct. 10	Kansas City	L	15-17
2003	Nov. 16	Cincinnati	W	24-19
2005	Jan. 1	Kansas City	L	3-37
2006	Sept. 10	Kansas City	W	23-10
2007	Oct. 14	Kansas City	L	20-27
2008	Dec. 28	Cincinnati	W	16-6
2009	Dec. 27	Cincinnati	W	17-10
2012	Nov. 18	Kansas City	W	28-6
2015	Oct. 4	Cincinnati	W	36-21
2018	Oct. 21	Kansas City	L	10-45
2021	Jan. 2	Cincinnati	W	34-31
	Jan. 30	Kansas City***	W (OT)	27-24

(All-time results — by opponent, cont.)

LOS ANGELES CHARGERS

Chargers lead regular-season series, 22-14-0

Postseason series tied, 1-1

(Franchise was located in San Diego through 2016)

YEAR	DATE	SITE	W-L	SCORE
1968	Sept. 6	San Diego	L	13-29
	Sept. 29	Cincinnati	L	10-31
1969	Sept. 21	Cincinnati	W	34-20
	Oct. 4	San Diego	L	14-21
1970	Dec. 6	San Diego	W	17-14
1971	Nov. 28	Cincinnati	W	31-0
1973	Sept. 30	San Diego	W	20-13
1974	Sept. 22	Cincinnati	L	17-20
1975	Dec. 21	Cincinnati	W	47-17
1977	Oct. 2	San Diego	L	3-24
1978	Nov. 5	San Diego	L	13-22
1979	Nov. 11	Cincinnati	L	24-26
1980	Nov. 2	Cincinnati	L	14-31
1981	Nov. 8	San Diego	W	40-17
	Jan. 10	Cincinnati***	W	27-7
1982	Dec. 20	San Diego	L	34-50
1985	Sept. 22	Cincinnati	L	41-44
1987	Oct. 4	Cincinnati	L	9-10
1988	Dec. 4	Cincinnati	W	27-10
1990	Sept. 16	San Diego	W	21-16
1992	Dec. 13	San Diego	L	10-27
1994	Sept. 11	San Diego	L	10-27
1996	Sept. 8	San Diego	L	14-27
1997	Nov. 2	Cincinnati	W	38-31
1999	Sept. 19	Cincinnati	L	7-34
2001	Sept. 30	San Diego	L	14-28
2002	Sept. 8	Cincinnati	L	6-34
2003	Nov. 23	San Diego	W	34-27
2006	Nov. 12	Cincinnati	L	41-49
2009	Dec. 20	San Diego	L	24-27
2010	Dec. 26	Cincinnati	W	34-20
2012	Dec. 2	San Diego	W	20-13
2013	Dec. 1	San Diego	W	17-10
	Jan. 5	Cincinnati*	L	10-27
2015	Sept. 20	Cincinnati	W	24-19
2018	Dec. 9	Los Angeles	L	21-26
2020	Sept. 13	Cincinnati	L	13-16
2021	Dec. 5	Cincinnati	L	22-41

*AFC Wild Card Playoff; **AFC Championship

LOS ANGELES RAMS

Bengals lead regular-season series, 8-6-0

Rams lead postseason series, 1-0

(Franchise was located in St. Louis from 1995-2015)

YEAR	DATE	SITE	W-L	SCORE
1972	Oct. 22	Los Angeles	L	12-15
1976	Nov. 8	Cincinnati	W	20-12
1978	Dec. 11	Los Angeles	W	20-19
1981	Nov. 15	Cincinnati	W	24-10
1984	Sept. 23	Cincinnati	L	14-24
1987	Sept. 27	Los Angeles	CANCELED	
1990	Oct. 7	Los Angeles	W (OT)	34-31
1993	Dec. 19	Cincinnati	W	15-3
1996	Sept. 1	St. Louis	L	16-26
1999	Oct. 3	Cincinnati	L	10-38
2003	Dec. 21	St. Louis	L	10-27
2007	Dec. 9	Cincinnati	W	19-10
2011	Dec. 18	St. Louis	W	20-13
2015	Nov. 29	Cincinnati	W	31-7
2019	Oct. 27	London, England	L	10-24
2021	Feb. 13	Inglewood, Calif.	###	L 20-23

###Super Bowl LVI

MIAMI DOLPHINS

Dolphins lead regular-season series, 17-7-0

Dolphins lead postseason series, 1-0

YEAR	DATE	SITE	W-L	SCORE
1968	Oct. 20	Cincinnati	L	22-24
	Nov. 17	Miami	W	38-21
1969	Sept. 14	Cincinnati	W	27-21
1971	Oct. 10	Cincinnati	L	13-23
1973	Dec. 23	Miami**	L	16-34
1974	Dec. 2	Miami	L	3-24
1977	Nov. 20	Cincinnati	W	23-17
1978	Oct. 9	Miami	L	0-21
1980	Sept. 14	Miami	L	16-17
1982	Oct. 3	Cincinnati	CANCELED	
1983	Nov. 28	Miami	L	14-38
1987	Nov. 8	Cincinnati	L	14-20
1989	Oct. 15	Cincinnati	L	13-20
1991	Dec. 9	Miami	L	13-37
1994	Oct. 2	Cincinnati	L	7-23
1995	Oct. 1	Cincinnati	L	23-26
2000	Oct. 1	Cincinnati	L	16-31
2004	Sept. 19	Cincinnati	W	16-13
2007	Dec. 30	Miami	W	38-25
2010	Oct. 31	Cincinnati	L	14-22
2012	Oct. 7	Cincinnati	L	13-17
2013	Oct. 31	Miami	L (OT)	20-22
2016	Sept. 29	Cincinnati	W	22-7
2018	Oct. 7	Cincinnati	W	27-17
2019	Dec. 22	Miami	L (OT)	35-38
2020	Dec. 6	Miami	L	7-19

**AFC Divisional Playoff

MINNESOTA VIKINGS

Regular-season series tied, 7-7-0

YEAR	DATE	SITE	W-L	SCORE
1973	Dec. 2	Cincinnati	W	27-0
1977	Nov. 13	Minnesota	L	10-42
1980	Oct. 19	Cincinnati	W	14-0
1983	Dec. 17	Minnesota	L	14-20
1986	Nov. 23	Cincinnati	W	24-20
1989	Dec. 25	Minnesota	L	21-29
1992	Sept. 27	Cincinnati	L	7-42
1995	Dec. 24	Cincinnati	W	27-24
1998	Nov. 15	Minnesota	L	3-24
2005	Sept. 18	Cincinnati	W	37-8
2009	Dec. 13	Minnesota	L	10-30
2013	Dec. 22	Cincinnati	W	42-14
2017	Dec. 17	Minnesota	L	7-34
2021	Sept. 12	Cincinnati	W (OT)	27-24

NEW ENGLAND PATRIOTS

Patriots lead regular-season series, 17-9-0

(Franchise was known as the Boston Patriots through 1970)

YEAR	DATE	SITE	W-L	SCORE
1968	Dec. 1	Boston	L	14-33
1969	Nov. 16	Cincinnati	L	14-25
1970	Dec. 20	Cincinnati	W	45-7
1972	Sept. 17	New England	W	31-7
1975	Oct. 12	Cincinnati	W	27-10
1978	Oct. 15	Cincinnati	L	3-10
1979	Sept. 16	Cincinnati	L	14-20
1982	Oct. 10	New England	CANCELED	
1984	Oct. 14	New England	L	14-20
1985	Dec. 22	New England	L	23-34
1986	Dec. 7	New England	W	31-7
1988	Oct. 16	New England	L	21-27
1990	Sept. 23	Cincinnati	W	41-7
1991	Dec. 22	Cincinnati	W	29-7
1992	Dec. 20	Cincinnati	W	20-10
1993	Dec. 12	New England	L	2-7
1994	Sept. 18	Cincinnati	L	28-31
2000	Nov. 19	New England	L	13-16
2001	Sept. 9	Cincinnati	W	23-17
2004	Dec. 12	New England	L	28-35
2006	Oct. 1	Cincinnati	L	13-38
2007	Oct. 1	Cincinnati	L	13-34
2010	Sept. 12	New England	L	24-38
2013	Oct. 6	Cincinnati	W	13-6
2014	Oct. 5	New England	L	17-43
2016	Oct. 16	New England	L	17-35
2019	Dec. 15	Cincinnati	L	13-34

NEW ORLEANS SAINTS

Regular-season series tied, 7-7-0

YEAR	DATE	SITE	W-L	SCORE
1970	Nov. 29	Cincinnati	W	26-6
1975	Sept. 28	New Orleans	W	21-0
1978	Sept. 24	Cincinnati	L	18-20
1981	Oct. 25	New Orleans	L	7-17
1984	Dec. 9	New Orleans	W	24-21
1987	Dec. 20	Cincinnati	L	24-41
1990	Nov. 4	Cincinnati	L	7-21
1993	Jan. 2	New Orleans	L	13-20
1996	Sept. 15	Cincinnati	W	30-15
2002	Dec. 22	Cincinnati	W	20-13
2006	Nov. 19	New Orleans	W	31-16
2010	Dec. 5	Cincinnati	L	30-34
2014	Nov. 16	New Orleans	W	27-10
2018	Nov. 11	Cincinnati	L	14-51

N.Y. GIANTS

Bengals lead regular-season series, 6-5-0

YEAR	DATE	SITE	W-L	SCORE
1972	Dec. 3	Cincinnati	W	13-10
1977	Nov. 27	Cincinnati	W	30-13
1982	Oct. 17	New York	CANCELED	
1985	Oct. 13	Cincinnati	W	35-30
1991	Dec. 1	Cincinnati	W	27-24
1994	Dec. 11	New York	L	20-27
1997	Oct. 26	New York	L	27-29
2004	Dec. 26	Cincinnati	W	23-22
2008	Sept. 21	New York	L (OT)	23-26
2012	Nov. 11	Cincinnati	W	31-13
2016	Nov. 14	New York	L	20-21
2020	Nov. 29	Cincinnati	L	17-19

N.Y. JETS

Jets lead regular-season series, 16-10-0

Jets lead postseason series, 2-0

YEAR	DATE	SITE	W-L	SCORE
1968	Dec. 8	New York	L	14-27
1969	Oct. 12	Cincinnati	L	7-21
	Nov. 23	New York	L	7-40
1971	Dec. 19	New York	L	21-35
1973	Nov. 18	Cincinnati	W	20-14
1976	Dec. 12	New York	W	42-3
1981	Sept. 13	New York	W	31-30
1982	Jan. 9	Cincinnati+	L	17-44
1984	Sept. 16	New York	L	23-43
1985	Oct. 6	Cincinnati	L	20-29
1986	Dec. 21	Cincinnati	W	52-21
1987	Nov. 29	New York	L	20-27
1988	Oct. 9	Cincinnati	W	36-19
1990	Sept. 9	Cincinnati	W	25-20
1992	Nov. 15	New York	L	14-17
1993	Nov. 21	New York	L	12-17
1997	Sept. 28	Cincinnati	L	14-31
2001	Dec. 16	New York	L	14-15
2004	Sept. 12	New York	L	24-31
2007	Oct. 21	Cincinnati	W	38-31
2008	Oct. 12	New York	L	14-26
2009	Jan. 3	New York	L	0-37
	Jan. 9	Cincinnati*	L	14-24
2010	Nov. 25	New York	L	10-26
2013	Oct. 27	Cincinnati	W	49-9
2016	Sept. 11	New York	W	23-22
2019	Dec. 1	Cincinnati	W	22-6
2021	Oct. 31	N.Y. Jets	L	31-34

*AFC First-Round Playoff; *AFC Wild Card Playoff

PHILADELPHIA EAGLES

Bengals lead regular-season series, 9-3-2

YEAR	DATE	SITE	W-L	SCORE
1971	Sept. 19	Cincinnati	W	37-14
1975	Dec. 7	Philadelphia	W	31-0
1979	Oct. 28	Cincinnati	W	37-13
1982	Nov. 21	Philadelphia	W	18-14
1988	Sept. 11	Philadelphia	W	28-24
1991	Nov. 17	Philadelphia	L	10-17
1994	Dec. 24	Cincinnati	W	33-30
1997	Nov. 30	Philadelphia	L	42-44
2000	Dec. 24	Philadelphia	L	7-16
2004	Jan. 2	Philadelphia	W	38-10
2008	Nov. 16	Cincinnati	T (OT)	13-13
2012	Dec. 13	Philadelphia	W	34-13
2016	Dec. 4	Cincinnati	W	32-14
2020	Sept. 27	Philadelphia	T (OT)	23-23

PITTSBURGH STEELERS

Steelers lead regular-season series, 65-38-0

Steelers lead postseason series, 2-0

YEAR	DATE	SITE	W-L	SCORE
1970	Nov. 2	Pittsburgh	L	10-21
	Nov. 22	Cincinnati	W	34-7
1971	Sept. 26	Pittsburgh	L	10-21
	Dec. 12	Cincinnati	L	13-21
1972	Sept. 24	Cincinnati	W	15-10
	Nov. 5	Pittsburgh	L	17-40
1973	Oct. 14	Cincinnati	W	19-7
	Oct. 28	Pittsburgh	L	13-20
1974	Nov. 10	Cincinnati	W	17-10
	Dec. 14	Pittsburgh	L	3-27
1975	Nov. 2	Cincinnati	L	24-30
	Dec. 13	Pittsburgh	L	14-35
1976	Oct. 17	Pittsburgh	L	6-23
	Nov. 28	Cincinnati	L	3-7
1977	Oct. 17	Pittsburgh	L	14-20
	Dec. 10	Cincinnati	W	17-10
1978	Sept. 17	Cincinnati	L	3-28
	Nov. 19	Pittsburgh	L	6-7
1979	Oct. 14	Cincinnati	W	34-10
	Dec. 2	Pittsburgh	L	17-37
1980	Sept. 21	Cincinnati	W	30-28
	Oct. 12	Pittsburgh	W	17-16
1981	Oct. 18	Cincinnati	W	34-7
	Dec. 13	Pittsburgh	W	17-10
1982	Sept. 19	Pittsburgh	L (OT)	20-26
	Oct. 31	Cincinnati	CANCELED	
1983	Oct. 10	Cincinnati	L	14-24
	Dec. 4	Pittsburgh	W	23-10
1984	Oct. 1	Pittsburgh	L	17-38
	Nov. 11	Cincinnati	W	22-20
1985	Sept. 30	Pittsburgh	W	37-24
	Oct. 27	Cincinnati	W	26-21
1986	Oct. 13	Cincinnati	W	24-22
	Oct. 26	Pittsburgh	L	9-30
1987	Oct. 25	Pittsburgh	L	20-23
	Nov. 22	Cincinnati	L	16-30

1988	Sept. 18	Pittsburgh	W	17-12
	Nov. 6	Cincinnati	W	42-7
1989	Sept. 17	Cincinnati	W	41-10
	Oct. 8	Pittsburgh	W	26-16
1990	Nov. 18	Cincinnati	W	27-3
	Dec. 2	Pittsburgh	W	16-12
1991	Nov. 10	Cincinnati	L (OT)	27-33
	Dec. 15	Pittsburgh	L	10-17
1992	Oct. 19	Pittsburgh	L	0-20
	Nov. 29	Cincinnati	L	9-21
1993	Sept. 19	Pittsburgh	L	7-34

(All-time results — by opponent, cont.)

SEATTLE SEAHAWKS

Regular-season series tied, 10-10-0
Bengals lead postseason series, 1-0

YEAR	DATE	SITE	W-L	SCORE
1977	Sept. 25	Cincinnati	W	42-20
1981	Sept. 6	Cincinnati	W	27-21
1982	Dec. 26	Cincinnati	W	24-10
1984	Nov. 18	Cincinnati	L	6-26
1985	Sept. 8	Cincinnati	L	24-28
1986	Nov. 16	Cincinnati	W	34-7
1987	Oct. 11	Seattle	W	17-10
1988	Dec. 31	Cincinnati**	W	21-13
1989	Dec. 10	Cincinnati	L	17-24
1990	Oct. 1	Seattle	L	16-31
1991	Oct. 6	Cincinnati	L	7-13
1992	Sept. 6	Seattle	W	21-3
1993	Sept. 26	Cincinnati	L	10-19
1994	Nov. 6	Seattle	W (OT)	20-17
1995	Sept. 17	Seattle	L	21-24
1999	Nov. 7	Seattle	L	20-37
2003	Oct. 26	Cincinnati	W	27-24
2007	Sept. 23	Seattle	L	21-24
2011	Oct. 30	Seattle	W	34-12
2015	Oct. 11	Cincinnati	W (OT)	27-24
2019	Sept. 8	Seattle	L	20-21

**AFC Divisional Playoff

TAMPA BAY BUCCANEERS

Buccaneers lead regular-season series, 7-5-0

YEAR	DATE	SITE	W-L	SCORE
1976	Oct. 10	Cincinnati	W	21-0
1980	Sept. 7	Cincinnati	L	12-17
1983	Sept. 25	Tampa Bay	W	23-17
1989	Oct. 29	Cincinnati	W	56-23
1995	Oct. 8	Tampa Bay	L	16-19
1998	Dec. 27	Cincinnati	L	0-35
2001	Dec. 2	Cincinnati	L (OT)	13-16
2002	Sept. 29	Cincinnati	L	7-35
2006	Oct. 15	Tampa Bay	L	13-14
2010	Oct. 10	Cincinnati	L	21-24
2014	Nov. 30	Tampa Bay	W	14-13
2018	Oct. 28	Cincinnati	W	37-34

TENNESSEE TITANS

Titans lead regular-season series, 40-34-1
Bengals lead postseason series, 2-0

(Franchise was located in Houston through 1996,
and it was known as the Oilers through 1998)

YEAR	DATE	SITE	W-L	SCORE
1968	Nov. 3	Cincinnati	L	17-27
1969	Nov. 9	Houston	T	31-31
1970	Oct. 4	Cincinnati	L	13-20
	Dec. 13	Houston	W	30-20
1971	Oct. 31	Houston	L	6-10
	Nov. 21	Cincinnati	W	28-13
1972	Oct. 29	Cincinnati	W	30-7
	Dec. 17	Houston	W	61-17
1973	Sept. 23	Cincinnati	W	24-10
	Dec. 16	Houston	W	27-24
1974	Oct. 27	Cincinnati	L	21-34
	Nov. 17	Houston	L	3-20
1975	Oct. 5	Houston	W	21-19
	Nov. 30	Cincinnati	W	23-19
1976	Oct. 24	Houston	W	27-7
	Nov. 14	Cincinnati	W	31-27
1977	Oct. 30	Cincinnati	W (OT)	13-10
	Dec. 18	Houston	L	16-21
1978	Oct. 29	Cincinnati	W	28-13
	Nov. 26	Houston	L	10-17
1979	Sept. 23	Cincinnati	L (OT)	27-30
	Nov. 18	Houston	L	21-42
1980	Sept. 28	Cincinnati	L	10-13
	Oct. 26	Houston	L	3-23
1981	Oct. 4	Houston	L	10-17
	Nov. 1	Cincinnati	W	34-21
1982	Sept. 12	Cincinnati	W	27-6
	Jan. 2	Houston	W	35-27

1983	Nov. 6	Houston	W	55-14
	Nov. 20	Cincinnati	W	38-10
1984	Oct. 7	Cincinnati	W	13-3
	Oct. 28	Houston	W	31-13
1985	Oct. 20	Houston	L	27-44
	Dec. 1	Cincinnati	W	45-27
1986	Oct. 19	Cincinnati	W	31-28
	Nov. 9	Houston	L	28-32
1987	Nov. 1	Cincinnati	L	29-31
	Dec. 27	Houston	L	17-21
1988	Oct. 23	Cincinnati	W	44-21
	Dec. 11	Houston	L	6-41
1989	Nov. 13	Houston	L	24-26
	Dec. 17	Cincinnati	W	61-7
1990	Oct. 14	Houston	L	17-48
	Dec. 23	Cincinnati	W	40-20
	Jan. 6	Cincinnati*	W	41-14
1991	Sept. 8	Cincinnati	L	7-30
	Oct. 27	Houston	L	3-35
1992	Oct. 11	Cincinnati	L	24-38
	Oct. 25	Houston	L	10-26
1993	Oct. 24	Houston	L	12-28
	Nov. 14	Cincinnati	L	3-38
1994	Sept. 25	Houston	L	13-20
	Nov. 13	Cincinnati	W	34-31
1995	Sept. 24	Cincinnati	L	28-38
	Nov. 12	Houston	W	32-25
1996	Oct. 6	Cincinnati	L (OT)	27-30
	Dec. 15	Houston	W	21-13
1997	Oct. 12	Tennessee	L	7-30
	Dec. 4	Cincinnati	W	41-14
1998	Sept. 6	Cincinnati	L	14-23
	Oct. 18	Tennessee	L	14-44
1999	Sept. 12	Tennessee	L	35-36
	Nov. 14	Cincinnati	L	14-24

2000	Oct. 8	Cincinnati	L	14-23
	Dec. 10	Tennessee	L	3-35
2001	Nov. 18	Cincinnati	L	7-20
	Jan. 6	Tennessee	W	23-21
2002	Oct. 27	Cincinnati	L	24-30
2004	Oct. 31	Tennessee	L	20-27
2005	Oct. 16	Tennessee	W	31-23
2007	Nov. 25	Cincinnati	W	35-6
2008	Sept. 14	Cincinnati	L	7-24
2011	Nov. 6	Tennessee	W	24-17
2014	Sept. 21	Cincinnati	W	33-7
2017	Nov. 12	Tennessee	L	20-24
2020	Nov. 1	Cincinnati	W	31-20
2021	Jan. 22	Tennessee**	W	19-16

*AFC Wild Card Playoff; **AFC Divisional Playoff

WASHINGTON COMMANDERS

Regular-season series tied, 5-5-1

(Franchise was known as the Washington Redskins
through 2019, and the Washington Football Team
from 2020-21)

YEAR	DATE	SITE	W-L	SCORE
1970	Oct. 25	Washington	L	0-20
1974	Oct. 6	Cincinnati	W	28-17
1979	Dec. 9	Washington	L	14-28
1982	Nov. 7	Cincinnati	CANCELED	
1985	Dec. 15	Washington	L	24-27
1988	Dec. 17	Cincinnati	W (OT)	20-17
1991	Sept. 22	Cincinnati	L	27-34
2004	Nov. 14	Washington	W	17-10
2008	Dec. 14	Cincinnati	W	20-13
2012	Sept. 23	Washington	W	38-31
2016	Oct. 30	London, England	T (OT)	27-27
2020	Nov. 22	Washington	L	9-20

ALL-TIME PRESEASON RESULTS — VS. 2022 PRESEASON OPPONENTS

GAME 1

ARIZONA CARDINALS

Bengals lead preseason series, 3-2-0

YEAR	DATE	SITE	SCORE	NOTES
1970	Aug. 22	St. Louis	L, 20-41	
1971	Aug. 28	Cincinnati	W, 22-21	
1977	Aug. 27	St. Louis	W, 33-9	
1996	Aug. 10	Arizona	L, 10-13	
2014	Aug. 24	Arizona	W, 19-13	

GAME 2

N.Y. GIANTS

Giants lead preseason series, 4-1-0

YEAR	DATE	SITE	SCORE	NOTES
1992	Aug. 9	New York	L, 7-13	
1993	Aug. 7	Cincinnati	L, 16-27	
1998	Aug. 8	New York	L, 17-24	
2015	Aug. 14	Cincinnati	W, 23-10	
2019	Aug. 22	Cincinnati	L, 23-25	

GAME 3

L.A. RAMS

Preseason series tied, 1-1-0

YEAR	DATE	SITE	SCORE	NOTES
1988	July 30	Canton, Ohio	W, 14-7	Hall of Fame Game
2009	Aug. 27	Cincinnati	L, 21-24	

COACHING HISTORY

HEAD COACHES

REGULAR SEASON				
SEASON	COACH	W	L	T PCT.
1968	Paul Brown	3	11	0 .214
1969	Paul Brown	4	9	1 .308
1970-x	Paul Brown	8	6	0 .571
1971	Paul Brown	4	10	0 .286
1972	Paul Brown	8	6	0 .571
1973-x	Paul Brown	10	4	0 .714
1974	Paul Brown	7	7	0 .500
1975-y	Paul Brown	11	3	0 .786
1976	Bill Johnson	10	4	0 .714
1977	Bill Johnson	8	6	0 .571
1978	Bill Johnson	0	5	0 .000
	Homer Rice	4	7	0 .364
1979	Homer Rice	4	12	0 .250
1980	Forrest Gregg	6	10	0 .375
1981-x, z	Forrest Gregg	12	4	0 .750
1982-*	Forrest Gregg	7	2	0 .778
1983	Forrest Gregg	7	9	0 .438
1984	Sam Wyche	8	8	0 .500
1985	Sam Wyche	7	9	0 .438
1986	Sam Wyche	10	6	0 .625
1987	Sam Wyche	4	11	0 .267
1988-x, z	Sam Wyche	12	4	0 .750
1989	Sam Wyche	8	8	0 .500
1990-x	Sam Wyche	9	7	0 .563
1991	Sam Wyche	3	13	0 .188
1992	Dave Shula	5	11	0 .313
1993	Dave Shula	3	13	0 .188
1994	Dave Shula	3	13	0 .188
1995	Dave Shula	7	9	0 .438
1996	Dave Shula	1	6	0 .143
	Bruce Coslet	7	2	0 .778
1997	Bruce Coslet	7	9	0 .438
1998	Bruce Coslet	3	13	0 .188
1999	Bruce Coslet	4	12	0 .250
2000	Bruce Coslet	0	3	0 .000
	Dick LeBeau	4	9	0 .308
2001	Dick LeBeau	6	10	0 .375
2002	Dick LeBeau	2	14	0 .125
2003	Marvin Lewis	8	8	0 .500
2004	Marvin Lewis	8	8	0 .500
2005-**	Marvin Lewis	11	5	0 .688
2006	Marvin Lewis	8	8	0 .500
2007	Marvin Lewis	7	9	0 .438
2008	Marvin Lewis	4	11	1 .281
2009-**	Marvin Lewis	10	6	0 .625
2010	Marvin Lewis	4	12	0 .250
2011-y	Marvin Lewis	9	7	0 .563
2012-y	Marvin Lewis	10	6	0 .625
2013-**	Marvin Lewis	11	5	0 .688

2014-y	Marvin Lewis	10	5	1 .656
2015-**	Marvin Lewis	12	4	0 .750
2016	Marvin Lewis	6	9	1 .406
2017	Marvin Lewis	7	9	0 .438
2018	Marvin Lewis	6	10	0 .375
2019	Zac Taylor	2	14	0 .125
2020	Zac Taylor	4	11	1 .281
2021-*, z	Zac Taylor	10	7	0 .588
TOTALS		373	459	5 .449

x-AFC Central Division Champion

y-Wild Card Playoff Qualifier

z-AFC Champions

*-AFC Super Bowl Tournament Qualifier

**AFC North Division Champion


POSTSEASON				
SEASON	COACH	W	L	PCT.
1970	Paul Brown	0	1	.000
1973	Paul Brown	0	1	.000
1975	Paul Brown	0	1	.000
1981	Forrest Gregg	2	1	.667
1982	Forrest Gregg	0	1	.000
1988	Sam Wyche	2	1	.667
1990	Sam Wyche	1	1	.500
2005	Marvin Lewis	0	1	.000
2009	Marvin Lewis	0	1	.000
2011	Marvin Lewis	0	1	.000
2012	Marvin Lewis	0	1	.000
2013	Marvin Lewis	0	1	.000
2014	Marvin Lewis	0	1	.000
2015	Marvin Lewis	0	1	.000
2021	Zac Taylor	3	1	.750
TOTALS		8	15	.348

HEAD COACHES BY ERA

Zac Taylor became the 10th head coach of the Bengals on Feb. 4, 2019.

Here are Bengals coaches' records, including playoff games:

SEASONS	COACH	RECORD	PCT.
1968-75	Paul Brown	55-59-1	.482
1976-78	Bill Johnson	18-15-0	.545
1978-79	Homer Rice	8-19-0	.296
1980-83	Forrest Gregg	34-27-0	.557
1984-91	Sam Wyche	64-68-0	.485
1992-96	Dave Shula	19-52-0	.268
1996-2000	Bruce Coslet	21-39-0	.350
2000-02	Dick LeBeau	12-33-0	.267
2003-18	Marvin Lewis	131-129-3	.504
2019-21	Zac Taylor	19-33-1	.368



Head coach Paul Brown is carried off the field on Dec. 20, 1970, following the Bengals' 45-7 win over the Boston Patriots at Riverfront Stadium. The win clinched a playoff berth for the three-year-old Cincinnati franchise. At the time, no other team had reached the playoffs so early in its history.

ASSISTANT COACHES

*NOTE: Coaches noted with asterisks also have served as Bengals head coaches.

NAME	COLLEGE	SEASONS
Alexander, Paul	SUNY Cortland	1994-2017
Anarumo, Lou	Wagner College	2019-21
Anderson, Colt	Montana	2020-21
Anderson, Jim	Cal-Western	1984-2012
Anderson, Ken	Augustana (Ill.)	1993-2002
Austin, Terrell	Pittsburgh	2018
Bass, Tom	San Jose State	1968-69
Bible, Dana	Cincinnati	1990-92
Bicknell, Bob	Boston College	2018-20
Boese, Joey	Wisconsin	2019-21
Braden, Marv	Southwest Missouri State	1990-94
Braswell, Brian	Hampton	2014-15
Bratkowski, Bob	Washington State	2001-10
Bresnahan, Chuck	Navy	2004-07
Brinker, Howard	Miami (Ohio)	1974-79
Bullough, Hank	Michigan State	1980-83
Burke, Matt	Dartmouth	2014-15
Burney, Jacob	Tennessee-Chattanooga	2016-18
Callahan, Brian	UCLA	2019-21
Carrier, Mark	Southern California	2012-15
Casey, James	Rice	2019-21
Caskey, Kyle	Texas A&M	2010-18
Chatman, Gerald	Wisconsin-Oshkosh	2019-20
Cioffi, Louie	C.W. Post	1997-2010, '21
Coombs, Brayden	Miami (Ohio)	2012-19
Coslet, Bruce	Pacific	1981-89, '94-96
Costello, Vince	Ohio	1969-73
Couch, Robert	Vanderbilt	2016-18
Coyle, Kevin	Massachusetts	2001-11, '16-17
DePaul, Bobby	Maryland	1994-96
Donaldson, Jack	Ohio State	1969-77
Dowler, Boyd	Colorado	1976-79
Duffner, Mark	College of William & Mary	1997-2002, '19-21
Eason, Nick	Clemson	2019-20
Faragalli, Joe	Villanova	1984
FitzGerald, Jeff	Oregon State	2008-11
Forzano, Rick	Kent State	1968

Frazier, Leslie	Alcorn State	2003-04
Friday, Jeff	Wisconsin-Milwaukee	2010-18
Ganz, Frank	Navy	1979-80
Garrett, John	Princeton	1995-98, 2001-02
Golden, Al	Penn State	2020-21
Gruden, Jay	Louisville	2011-13
Guenther, Paul	Ursinus	2005-17
Haluchak, Mike	Southern California	1992-93
Haslett, Jim	Indiana (Pa.)	2016-18
Hayes, Jay	Idaho	2003-15
Hayes, Jonathan	Iowa	2003-18
Hill, Justin	Rice	2021
Hobby, Marian	Tennessee	2021
Holman, Rodney	Tulane	2001-02
Horton, Ray	Washington	1997-2001
Hunley, Ricky	Arizona	2003-07
Hunt, Todd	Fresno State	2019-21
Infante, Lindy	Florida	1980-82
Jackson, Hue	Pacific	2004-06, '12-15
Jackson, Steve	Purdue	2020-21
Johnson, Bill	Texas A&M	1968-75, '85-90
Jones, Daronte	Morgan State	2018-19
Joseph, Vance	Colorado	2014-15
Karmelowicz, Bob	Bridgeport	1992-93
Kovacs, Jordan	Michigan	2019-21
Kragthorpe, Brad	Louisiana State	2019-21
Krumrie, Tim	Wisconsin	1995-2002
Lazor, Bill	Cornell	2016-18
LeBeau, Dick*	Ohio State	1980-91, '97-2000
Lewis, Marcus	Indiana State	2014-18
Lippincott, David	Dayton	2011-17
Livingston, Robert	William & Mary	2015-21
Lukabu, Tem	Colgate	2019
Lynn, Ron	Mount Union	1992-93
Martin, Ben	Trinity College	2019-21
McCormack, Mike	Kansas	1976-79
McNally, Jim	Buffalo	1980-94
Meeks, Ron	Arkansas State	1992-96
Modzelewski, Dick	Maryland	1979-83
Moeller, Gary	Ohio State	1995-96
Mooshagian, Steve	Fresno State	1999-2002

Morton, Chip	North Carolina	2003-18
Oliver, Ray	Ohio State	2004-09
Pascale, Joe	Connecticut	1994-96
Peccatiello, Larry	College of William & Mary	1994-96
Perry, Darren	Penn State	2002
Pitcher, Dan	SUNY Cortland	2016-21
Pollack, Frank	Northern Arizona	2018, '21
Pope, Mike	Lenoir-Rhyne	1992-93
Raich, Matt	Westminster (Pa.) College	2018
Rice, Homer*	Centre College	1978
Roberts, Al	Washington	1997-2002
Sefcik, George	Notre Dame	1978-83
Selcer, Dick	Notre Dame	1984-91
Sheppard, Mike	Cal Lutheran	2007-10
Shula, Dave*	Dartmouth	1991
Shultz, Kurtis	Maryland	2003
Simmons, Darrin	Kansas	2003-21
Singleton, Jemal	Air Force Academy	2019-20
Smouse, Frank	Youngstown State	1968
Stock, Mike	Northwestern	1987-91
Studley, Chuck	Illinois	1969-78, '89-91
Surace, Bob	Princeton	2002-09
Swanson, Garrett	Fresno State	2019-21
Turner, Jim	Boston College	2019-20
Urban, James	Washington & Lee	2011-17
Urbanik, Bill	Ohio State	1984-88
Van Pelt, Alex	Pittsburgh	2018-19
Verducci, Frank	Seton Hall	1999-2001
Walsh, Bill	San Jose State	1968-75
Walters, Trent	Indiana	1984
Walters, Troy	Stanford	2020-21
Weber, Chuck	West Chester State College	1970-75
Wessel, Joe	Florida State	1994-96
Williamson, Richard	Alabama	1992-94
Winner, Charley	Southeast Missouri	1976-79
Wood, Alex	Iowa	2003
Wood, Kim	Wisconsin	1975-2002
Wylie, Bob	Colorado	1997-98
Zampese, Ken	San Diego	2003-17
Zimmer, Adam	Trinity University (Texas)	2013
Zimmer, Mike	Illinois State	2008-13

YEAR-BY-YEAR COACHING STAFFS

1968**HEAD COACH — PAUL BROWN**

Tom Bass..... Defensive Backfield
 Jack Donaldson..... Defensive Line
 Rick Forzano..... Offensive Backfield
 Bill Johnson..... Offensive Line
 Frank Smouse..... Linebackers
 Bill Walsh..... Offensive Ends

1969**HEAD COACH — PAUL BROWN**

Tom Bass..... Defensive Coordinator/
 Defensive Backfield
 Vince Costello..... Linebackers
 Jack Donaldson..... Offensive Backfield
 Bill Johnson..... Offensive Line
 Chuck Studley..... Defensive Line
 Bill Walsh..... Receivers

1970**HEAD COACH — PAUL BROWN**

Vince Costello..... Linebackers
 Jack Donaldson..... Offensive Backfield
 Bill Johnson..... Offensive Line
 Chuck Studley..... Defensive Line
 Bill Walsh..... Receivers
 Chuck Weber..... Defensive Coordinator/
 Defensive Backfield

1971**HEAD COACH — PAUL BROWN**

Vince Costello..... Linebackers
 Jack Donaldson..... Offensive Backfield
 Bill Johnson..... Offensive Line
 Chuck Studley..... Defensive Line
 Bill Walsh..... Receivers/Quarterbacks
 Chuck Weber..... Defensive Coordinator/
 Defensive Backfield

1972**HEAD COACH — PAUL BROWN**

Vince Costello..... Linebackers
 Jack Donaldson..... Offensive Backfield
 Bill Johnson..... Offensive Line
 Chuck Studley..... Defensive Line
 Bill Walsh..... Receivers/Quarterbacks
 Chuck Weber..... Defensive Coordinator/
 Defensive Backfield

1973**HEAD COACH — PAUL BROWN**

Vince Costello..... Linebackers
 Jack Donaldson..... Offensive Backfield
 Bill Johnson..... Offensive Line
 Chuck Studley..... Defensive Line
 Bill Walsh..... Receivers/Quarterbacks
 Chuck Weber..... Defensive Coordinator/
 Defensive Backfield

1974**HEAD COACH — PAUL BROWN**

Howard Brinker..... Linebackers
 Jack Donaldson..... Offensive Backfield
 Bill Johnson..... Offensive Line
 Chuck Studley..... Defensive Line
 Bill Walsh..... Receivers/Quarterbacks
 Chuck Weber..... Defensive Coordinator/
 Defensive Backfield

1975**HEAD COACH — PAUL BROWN***

Howard Brinker..... Linebackers
 Jack Donaldson..... Offensive Backfield
 Bill Johnson..... Offensive Line
 Chuck Studley..... Defensive Line
 Bill Walsh..... Receivers/Quarterbacks
 Chuck Weber..... Defensive Backfield
 Kim Wood..... Strength

*Retired after 1975 season.

1976**HEAD COACH — BILL JOHNSON**

Howard Brinker..... Defensive Coordinator
 Jack Donaldson..... Offensive Backfield
 Boyd Dowler..... Quarterbacks/Receivers
 Mike McCormack..... Offensive Line
 Chuck Studley..... Defensive Line
 Charley Winner..... Defensive Backfield
 Kim Wood..... Strength

1977**HEAD COACH — BILL JOHNSON**

Howard Brinker..... Defensive Coordinator/Linebackers
 Jack Donaldson..... Offensive Backfield
 Boyd Dowler..... Quarterbacks/Receivers
 Mike McCormack..... Offensive Line
 Chuck Studley..... Defensive Line
 Charley Winner..... Defensive Backfield
 Kim Wood..... Strength

1978**HEAD COACHES — BILL JOHNSON*
AND HOMER RICE****

Howard Brinker..... Defensive Coordinator/Linebackers
 Boyd Dowler..... Receivers
 Mike McCormack..... Offensive Line
 Homer Rice**..... Quarterbacks
 George Sefcik..... Offensive backfield
 Chuck Studley..... Defensive Line
 Charley Winner..... Defensive Backfield
 Kim Wood..... Strength

*Resigned after Game 5.

**Was Quarterbacks Coach for Games 1-5 and Head Coach for Games 6-16.

1979**HEAD COACH — HOMER RICE**

Howard Brinker..... Defensive Coordinator/Linebackers
 Boyd Dowler..... Receivers
 Frank Ganz..... Special Teams
 Mike McCormack..... Offensive Line
 Dick Modzelewski..... Defensive Line
 George Sefcik..... Offensive Backfield
 Charley Winner..... Defensive Backfield
 Kim Wood..... Strength

1980**HEAD COACH — FORREST GREGG**

Hank Bullough..... Defensive Coordinator/Linebackers
 Frank Ganz..... Special Teams/Tight Ends
 Lindy Infante..... Receivers/Quarterbacks
 Dick LeBeau..... Defensive Backfield
 Jim McNally..... Offensive Line
 Dick Modzelewski..... Defensive Line
 George Sefcik..... Offensive Backfield
 Kim Wood..... Strength

1981**HEAD COACH — FORREST GREGG**

Hank Bullough..... Defensive Coordinator/Linebackers
 Bruce Coslet..... Special Teams/Tight Ends
 Lindy Infante..... Receivers/Quarterbacks
 Dick LeBeau..... Defensive Backfield
 Jim McNally..... Offensive Line
 Dick Modzelewski..... Defensive Line
 George Sefcik..... Offensive Backfield
 Kim Wood..... Strength

1982**HEAD COACH — FORREST GREGG**

Hank Bullough..... Defensive Coordinator/Linebackers
 Bruce Coslet..... Special Teams/Tight Ends
 Lindy Infante..... Receivers/Quarterbacks
 Dick LeBeau..... Defensive Backfield
 Jim McNally..... Offensive Line
 Dick Modzelewski..... Defensive Line
 George Sefcik..... Offensive Backfield
 Kim Wood..... Strength

1983**HEAD COACH — FORREST GREGG**

Hank Bullough..... Defensive Coordinator/Linebackers
 Bruce Coslet..... Receivers/Quarterbacks
 Dick LeBeau..... Defensive Backfield
 Jim McNally..... Offensive Line
 Dick Modzelewski..... Defensive Line
 George Sefcik..... Offensive Backfield
 Kim Wood..... Strength

1984**HEAD COACH — SAM WYCHE**

Jim Anderson..... Running Backs
 Bruce Coslet..... Wide Receivers
 Joe Faragalli..... Quarterbacks/Tight Ends
 Dick LeBeau..... Defensive Coordinator
 Jim McNally..... Offensive Line
 Dick Selcer..... Linebackers
 Bill Urbanik..... Defensive Line
 Trent Walters..... Defensive Backfield
 Kim Wood..... Strength

1985**HEAD COACH — SAM WYCHE**

Jim Anderson..... Running Backs
 Bruce Coslet..... Wide Receivers
 Bill Johnson..... Tight Ends
 Dick LeBeau..... Defensive Coordinator
 Jim McNally..... Offensive Line
 Dick Selcer..... Linebackers
 Bill Urbanik..... Defensive Line
 Kim Wood..... Strength

1986**HEAD COACH — SAM WYCHE**

Jim Anderson..... Running Backs
 Bruce Coslet..... Offensive Coordinator
 Bill Johnson..... Tight Ends
 Dick LeBeau..... Defensive Coordinator
 Jim McNally..... Offensive Line
 Dick Selcer..... Linebackers
 Bill Urbanik..... Defensive Line
 Kim Wood..... Strength

1987**HEAD COACH — SAM WYCHE**

Jim Anderson..... Running Backs
 Bruce Coslet..... Offensive Coordinator
 Bill Johnson..... Tight Ends
 Dick LeBeau..... Defensive Coordinator
 Jim McNally..... Offensive Line
 Dick Selcer..... Linebackers
 Mike Stock..... Special Teams
 Bill Urbanik..... Defensive Line
 Kim Wood..... Strength

1988**HEAD COACH — SAM WYCHE**

Jim Anderson..... Running Backs
 Bruce Coslet..... Offensive Coordinator
 Bill Johnson..... Tight Ends
 Dick LeBeau..... Defensive Coordinator
 Jim McNally..... Offensive Line
 Dick Selcer..... Linebackers
 Mike Stock..... Special Teams
 Bill Urbanik..... Defensive Line
 Kim Wood..... Strength

1989**HEAD COACH — SAM WYCHE**

Jim Anderson..... Running Backs
 Bruce Coslet..... Offensive Coordinator
 Bill Johnson..... Tight Ends
 Dick LeBeau..... Defensive Coordinator
 Jim McNally..... Offensive Line
 Dick Selcer..... Linebackers
 Mike Stock..... Special Teams
 Chuck Studley..... Defensive Line
 Kim Wood..... Strength

1990**HEAD COACH — SAM WYCHE**

Jim Anderson..... Running Backs
 Dana Bible..... Quarterbacks
 Marv Braden..... Special Teams
 Bill Johnson..... Tight Ends
 Dick LeBeau..... Defensive Coordinator
 Jim McNally..... Offensive Line
 Dick Selcer..... Linebackers
 Mike Stock..... Receivers
 Chuck Studley..... Defensive Line
 Kim Wood..... Strength

1991**HEAD COACH — SAM WYCHE**

Jim Anderson..... Running Backs
 Dana Bible..... Quarterbacks
 Marv Braden..... Special Teams
 Dick LeBeau..... Defensive Coordinator
 Jim McNally..... Offensive Line
 Dick Selcer..... Linebackers
 Dave Shula..... Wide receivers
 Mike Stock..... Tight Ends
 Chuck Studley..... Defensive Line
 Kim Wood..... Strength

1992**HEAD COACH — DAVE SHULA**

Jim Anderson..... Running Backs
 Dana Bible..... Quarterbacks
 Marv Braden..... Special Teams
 Mike Haluchak..... Linebackers
 Bob Karmelowicz..... Defensive line
 Ron Lynn..... Defensive Coordinator
 Jim McNally..... Offensive Line
 Ron Meeks..... Defensive Backfield
 Mike Pope..... Tight Ends
 Richard Williamson..... Wide Receivers
 Kim Wood..... Strength

1993**HEAD COACH — DAVE SHULA**

Jim Anderson..... Running Backs
 Ken Anderson..... Quarterbacks
 Marv Braden..... Special Teams
 Mike Haluchak..... Linebackers
 Bob Karmelowicz..... Defensive Line
 Ron Lynn..... Defensive Coordinator
 Jim McNally..... Offensive Line
 Ron Meeks..... Defensive Backfield
 Mike Pope..... Offensive Coordinator/Tight Ends
 Richard Williamson..... Wide Receivers
 Kim Wood..... Strength

1994**HEAD COACH — DAVE SHULA**

Paul Alexander..... Tight Ends
 Jim Anderson..... Running Backs
 Ken Anderson..... Quarterbacks
 Marv Braden..... Special Teams
 Bruce Coslet..... Offensive Coordinator
 Bobby DePaul..... Defensive Assistant
 Jim McNally..... Offensive Line
 Ron Meeks..... Defensive Backfield
 Joe Pascale..... Linebackers
 Larry Peccatiello..... Defensive Coordinator
 Joe Wessel..... Defensive Line
 Richard Williamson..... Wide Receivers
 Kim Wood..... Strength

1995**HEAD COACH — DAVE SHULA**

Paul Alexander..... Offensive Line
 Jim Anderson..... Running Backs
 Ken Anderson..... Quarterbacks
 Bruce Coslet..... Offensive Coordinator
 Bobby DePaul..... Defensive Line
 John Garrett..... Offensive Assistant/Wide Receivers
 Tim Krumrie..... Defensive Assistant
 Ron Meeks..... Defensive Backfield
 Gary Moeller..... Tight Ends
 Joe Pascale..... Linebackers
 Larry Peccatiello..... Defensive Coordinator
 Joe Wessel..... Special Teams
 Kim Wood..... Strength and Conditioning

1996**HEAD COACHES — DAVE SHULA*
AND BRUCE COSLET****

Paul Alexander..... Offensive Line
 Jim Anderson..... Running Backs
 Ken Anderson***..... Quarterbacks
 Bruce Coslet**..... Offensive Coordinator
 Bobby DePaul..... Staff Assistant
 John Garrett..... Wide Receivers
 Tim Krumrie..... Defensive Line
 Ron Meeks..... Defensive Backfield
 Gary Moeller..... Tight Ends
 Joe Pascale..... Linebackers
 Larry Peccatiello..... Defensive Coordinator
 Joe Wessel..... Special Teams
 Kim Wood..... Strength and Conditioning

*Released after Game 7.

**Was Offensive Coordinator for Games 1-7 and Head Coach for Games 8-16.

***Was Quarterbacks Coach for Games 1-7 and Offensive Coordinator for Games 8-16.

1997**HEAD COACH — BRUCE COSLET**

Paul Alexander..... Offensive Line
 Jim Anderson..... Running Backs
 Ken Anderson..... Offensive Coordinator
 Louie Cioffi..... Defensive Staff Assistant
 Mark Duffner..... Linebackers
 John Garrett..... Offensive Staff Assistant
 Ray Horton..... Defensive Backs
 Tim Krumrie..... Defensive Line
 Dick LeBeau..... Assistant Head Coach/
 Defensive Coordinator
 Al Roberts..... Special Teams
 Kim Wood..... Strength and Conditioning
 Bob Wylie..... Tight Ends

1998**HEAD COACH — BRUCE COSLET**

Paul Alexander..... Offensive Line
 Jim Anderson..... Running Backs
 Ken Anderson..... Offensive Coordinator
 Louie Cioffi..... Defensive Staff Assistant
 Mark Duffner..... Linebackers
 John Garrett..... Offensive Staff Assistant
 Ray Horton..... Defensive Backs
 Tim Krumrie..... Defensive Line
 Dick LeBeau..... Assistant Head Coach/
 Defensive Coordinator
 Al Roberts..... Special Teams
 Kim Wood..... Strength and Conditioning
 Bob Wylie..... Tight Ends

(Year-by-year coaching staffs, cont.)

1999

HEAD COACH — BRUCE COSLET

Paul Alexander Offensive Line
Jim Anderson Running Backs
Ken Anderson Offensive Coordinator
Louie Cioffi Defensive Staff Assistant
Mark Duffner Linebackers
Ray Horton Defensive Backs
Tim Krumrie Defensive Line
Dick LeBeau Assistant Head Coach/ Defensive Coordinator
Steve Mooshagian Wide Receivers
Al Roberts Special Teams
Frank Verducci Tight Ends
Kim Wood Strength and Conditioning

2000

**HEAD COACHES — BRUCE COSLET*
AND DICK LeBEAU****

Paul Alexander Offensive Line
Jim Anderson Running Backs
Ken Anderson Offensive Coordinator
Louie Cioffi Defensive Staff Assistant
Mark Duffner Linebackers
Ray Horton Defensive Backs
Tim Krumrie Defensive Line
Dick LeBeau** Assistant Head Coach/ Defensive Coordinator
Steve Mooshagian Wide Receivers
Al Roberts Special Teams
Frank Verducci Tight Ends
Kim Wood Strength and Conditioning

*Resigned after Game 3.

**Was Assistant Head Coach/Defensive Coordinator for Games 1-3 and Head Coach for Games 4-16.

2001

HEAD COACH — DICK LeBEAU

Paul Alexander Offensive Line
Jim Anderson Running Backs
Ken Anderson Quarterbacks
Bob Bratkowski Offensive Coordinator
Louie Cioffi Defensive Assistant
Kevin Coyle Cornerbacks
Mark Duffner Defensive Coordinator/Linebackers
John Garrett Offensive Assistant
Rodney Holman Strength and Conditioning Assistant
Ray Horton Safeties
Tim Krumrie Defensive Line
Steve Mooshagian Wide Receivers
Al Roberts Special Teams
Frank Verducci Tight Ends
Kim Wood Strength and Conditioning

2002

HEAD COACH — DICK LeBEAU

Paul Alexander Offensive Line
Jim Anderson Running Backs
Ken Anderson Quarterbacks
Bob Bratkowski Offensive Coordinator
Louie Cioffi Defensive Assistant
Kevin Coyle Cornerbacks
Mark Duffner Defensive Coordinator/Linebackers
John Garrett Tight Ends
Rodney Holman Strength and Conditioning Assistant
Tim Krumrie Defensive Line
Steve Mooshagian Wide Receivers
Darren Perry Safeties
Al Roberts Special Teams
Bob Surace Offensive Assistant
Kim Wood Strength and Conditioning

2003

HEAD COACH — MARVIN LEWIS

Paul Alexander Assistant Head Coach/ Offensive Line
Jim Anderson Running Backs
Bob Bratkowski Offensive Coordinator
Louie Cioffi Assistant Defensive Backs
Kevin Coyle Defensive Backs
Leslie Frazier Defensive Coordinator
Jay Hayes Defensive Line
Jonathan Hayes Tight Ends
Ricky Hunley Linebackers
Chip Morton Strength and Conditioning
Kurtis Shultz Assistant Strength and Conditioning
Darrin Simmons Special Teams
Bob Surace Offensive Assistant
Alex Wood Wide Receivers
Ken Zampese Quarterbacks

2004

HEAD COACH — MARVIN LEWIS

Paul Alexander Assistant Head Coach/ Offensive Line
Jim Anderson Running Backs
Bob Bratkowski Offensive Coordinator
Chuck Bresnahan Assistant
Louie Cioffi Assistant Defensive Backs
Kevin Coyle Defensive Backs
Leslie Frazier Defensive Coordinator
Jay Hayes Defensive Line
Jonathan Hayes Tight Ends
Ricky Hunley Linebackers
Hue Jackson Wide Receivers
Chip Morton Strength and Conditioning
Ray Oliver Assistant Strength and Conditioning
Darrin Simmons Special Teams
Bob Surace Assistant Offensive Line
Ken Zampese Quarterbacks

2005

HEAD COACH — MARVIN LEWIS

Paul Alexander Assistant Head Coach/ Offensive Line
Jim Anderson Running Backs
Bob Bratkowski Offensive Coordinator
Chuck Bresnahan Defensive Coordinator
Louie Cioffi Assistant Defensive Backs
Kevin Coyle Defensive Backs
Paul Guenther Staff Assistant
Jay Hayes Defensive Line
Jonathan Hayes Tight Ends
Ricky Hunley Linebackers
Hue Jackson Wide Receivers
Chip Morton Strength and Conditioning
Ray Oliver Assistant Strength and Conditioning
Darrin Simmons Special Teams
Bob Surace Assistant Offensive Line
Ken Zampese Quarterbacks

2006

HEAD COACH — MARVIN LEWIS

Paul Alexander Assistant Head Coach/ Offensive Line
Jim Anderson Running Backs
Bob Bratkowski Offensive Coordinator
Chuck Bresnahan Defensive Coordinator
Louie Cioffi Assistant Defensive Backs
Kevin Coyle Defensive Backs
Paul Guenther Assistant Special Teams/ Assistant Linebackers
Jay Hayes Defensive Line
Jonathan Hayes Tight Ends
Ricky Hunley Linebackers
Hue Jackson Wide Receivers
Chip Morton Strength and Conditioning
Ray Oliver Assistant Strength and Conditioning
Darrin Simmons Special Teams
Bob Surace Assistant Offensive Line
Ken Zampese Quarterbacks

2007

HEAD COACH — MARVIN LEWIS

Paul Alexander Assistant Head Coach/ Offensive Line
Jim Anderson Running Backs
Bob Bratkowski Offensive Coordinator
Chuck Bresnahan Defensive Coordinator
Louie Cioffi Assistant Defensive Backs
Kevin Coyle Defensive Backs
Paul Guenther Assistant Special Teams/ Assistant Linebackers
Jay Hayes Defensive Line
Jonathan Hayes Tight Ends
Ricky Hunley Linebackers
Chip Morton Strength and Conditioning
Ray Oliver Assistant Strength and Conditioning
Mike Sheppard Wide Receivers
Darrin Simmons Special Teams
Bob Surace Assistant Offensive Line
Ken Zampese Quarterbacks

2008

HEAD COACH — MARVIN LEWIS

Paul Alexander Assistant Head Coach/ Offensive Line
Jim Anderson Running Backs
Bob Bratkowski Offensive Coordinator
Louie Cioffi Assistant Defensive Backs
Kevin Coyle Defensive Backs
Jeff FitzGerald Linebackers
Paul Guenther Assistant Special Teams/ Assistant Linebackers
Jay Hayes Defensive Line
Jonathan Hayes Tight Ends
Chip Morton Strength and Conditioning
Ray Oliver Associate Strength and Conditioning
Mike Sheppard Wide Receivers
Darrin Simmons Special Teams
Bob Surace Assistant Offensive Line
Ken Zampese Quarterbacks
Mike Zimmer Defensive Coordinator

2009

HEAD COACH — MARVIN LEWIS

Paul Alexander Assistant Head Coach/ Offensive Line
Jim Anderson Running Backs
Bob Bratkowski Offensive Coordinator
Louie Cioffi Assistant Defensive Backs
Kevin Coyle Defensive Backs
Jeff FitzGerald Linebackers
Paul Guenther Assistant Special Teams/ Assistant Linebackers
Jay Hayes Defensive Line
Jonathan Hayes Tight Ends
Chip Morton Strength and Conditioning
Ray Oliver Associate Strength and Conditioning
Mike Sheppard Wide Receivers
Darrin Simmons Special Teams
Bob Surace Assistant Offensive Line
Ken Zampese Quarterbacks
Mike Zimmer Defensive Coordinator

2010

HEAD COACH — MARVIN LEWIS

Paul Alexander Assistant Head Coach/ Offensive Line
Jim Anderson Running Backs
Bob Bratkowski Offensive Coordinator
Kyle Caskey Offensive Quality Control
Louie Cioffi Assistant Defensive Backs
Kevin Coyle Defensive Backs
Jeff FitzGerald Linebackers
Jeff Friday Assistant Strength and Conditioning
Paul Guenther Assistant Special Teams/ Assistant Linebackers
Jay Hayes Defensive Line
Jonathan Hayes Tight Ends
Chip Morton Strength and Conditioning
Mike Sheppard Wide Receivers
Darrin Simmons Special Teams
Ken Zampese Quarterbacks
Mike Zimmer Defensive Coordinator

2011

HEAD COACH — MARVIN LEWIS

Paul Alexander Assistant Head Coach/ Offensive Line
Jim Anderson Running Backs
Kyle Caskey Offensive Quality Control
Kevin Coyle Defensive Backs
Jeff FitzGerald Linebackers
Jeff Friday Assistant Strength and Conditioning
Jay Gruden Offensive Coordinator
Paul Guenther Assistant Defensive Backs/ Assistant Special Teams
Jay Hayes Defensive Line
Jonathan Hayes Tight Ends
David Lippincott Defensive Quality Control
Chip Morton Strength and Conditioning
Darrin Simmons Special Teams
James Urban Wide Receivers
Ken Zampese Quarterbacks
Mike Zimmer Defensive Coordinator

2012

HEAD COACH — MARVIN LEWIS

Paul Alexander Assistant Head Coach/ Offensive Line
Jim Anderson Running Backs
Mark Carrier Defensive Backs
Kyle Caskey Offensive Quality Control/ Assistant Offensive Line
Brayden Coombs Offensive Assistant
Jeff Friday Assistant Strength and Conditioning
Jay Gruden Offensive Coordinator
Paul Guenther Linebackers
Jay Hayes Defensive Line
Jonathan Hayes Tight Ends
Hue Jackson Assistant Special Teams/ Assistant Defensive Backs
David Lippincott Defensive Quality Control/ Assistant Linebackers
Chip Morton Strength and Conditioning
Darrin Simmons Special Teams
James Urban Wide Receivers
Ken Zampese Quarterbacks
Mike Zimmer Defensive Coordinator

2013

HEAD COACH — MARVIN LEWIS

Paul Alexander Assistant Head Coach/ Offensive Line
Mark Carrier Defensive Backs
Kyle Caskey Assistant Offensive Line/ Quality Control
Brayden Coombs Assistant Special Teams/ Quality Control
Jeff Friday Assistant Strength and Conditioning
Jay Gruden Offensive Coordinator
Paul Guenther Linebackers
Jay Hayes Defensive Line
Jonathan Hayes Tight Ends
Hue Jackson Special Assistant to the Head Coach/ Running Backs
David Lippincott Assistant Linebackers/ Quality Control
Chip Morton Strength and Conditioning
Darrin Simmons Special Teams Coordinator
James Urban Wide Receivers
Ken Zampese Quarterbacks
Adam Zimmer Assistant Defensive Backs
Mike Zimmer Defensive Coordinator

2014

HEAD COACH — MARVIN LEWIS

Paul Alexander Assistant Head Coach/ Offensive Line
Brian Braswell Offensive Assistant/Quality Control
Matt Burke Linebackers
Mark Carrier Defensive Backs
Kyle Caskey Running Backs
Brayden Coombs Assistant Special Teams/ Quality Control
Jeff Friday Assistant Strength and Conditioning
Paul Guenther Defensive Coordinator
Jay Hayes Defensive Line
Jonathan Hayes Tight Ends
Hue Jackson Offensive Coordinator
Vance Joseph Defensive Backs
Marcus Lewis Defensive Assistant/Quality Control
David Lippincott Assistant Linebackers/ Quality Control
Chip Morton Strength and Conditioning
Darrin Simmons Special Teams Coordinator
James Urban Wide Receivers
Ken Zampese Quarterbacks

2015

HEAD COACH — MARVIN LEWIS

Paul Alexander Assistant Head Coach/ Offensive Line
Brian Braswell Offensive Quality Control/ Assistant Offensive Line
Matt Burke Linebackers
Mark Carrier Defensive Backs
Kyle Caskey Running Backs
Brayden Coombs Offensive Quality Control/ Special Teams Assistant
Jeff Friday Assistant Strength and Conditioning
Paul Guenther Defensive Coordinator
Jay Hayes Defensive Line
Jonathan Hayes Tight Ends
Hue Jackson Offensive Coordinator
Vance Joseph Defensive Backs
Marcus Lewis Defensive Assistant/Quality Control
David Lippincott Assistant Linebackers/ Quality Control
Robert Livingston Defensive Quality Control/ Special Teams Assistant
Chip Morton Strength and Conditioning
Darrin Simmons Special Teams Coordinator
James Urban Wide Receivers
Ken Zampese Quarterbacks

2016

HEAD COACH — MARVIN LEWIS

Paul Alexander Assistant Head Coach/ Offensive Line
Jacob Burney Defensive Line
Kyle Caskey Running Backs
Brayden Coombs Assistant Special Teams/ Defensive Quality Control
Robert Couch Offensive Quality Control/ Offensive Line
Kevin Coyle Secondary
Jeff Friday Assistant Strength and Conditioning
Paul Guenther Defensive Coordinator
Jim Haslett Linebackers
Jonathan Hayes Tight Ends
Bill Lazor Quarterbacks
Marcus Lewis Defensive Quality Control/ Defensive Line
David Lippincott Assistant Linebackers/ Quality Control
Robert Livingston Secondary
Chip Morton Strength and Conditioning
Dan Pitcher Offensive Assistant/Wide Receivers
Darrin Simmons Special Teams Coordinator
James Urban Wide Receivers
Ken Zampese Offensive Coordinator

2017**HEAD COACH — MARVIN LEWIS**

Paul Alexander Assistant Head Coach/
Offensive Line
Jacob Burney Defensive Line
Kyle Caskey Running Backs
Brayden Coombs Assistant Special Teams/
Defensive Quality Control
Robert Couch Offensive Quality Control/
Offensive Line
Kevin Coyle Secondary
Jeff Friday Assistant Strength and Conditioning
Paul Guenther Defensive Coordinator
Jim Haslett Linebackers
Jonathan Hayes Tight Ends
Bill Lazor* Quarterbacks
Marcus Lewis Defensive Quality Control/
Defensive Line
David Lippincott Assistant Linebackers/
Quality Control
Robert Livingston Secondary
Chip Morton Strength and Conditioning
Dan Pitcher Offensive Assistant/Wide Receivers
Darrin Simmons Special Teams Coordinator
James Urban Wide Receivers
Ken Zampese* Offensive Coordinator
**Was Quarterbacks Coach for Games 1-2 and
Offensive Coordinator for Games 3-16.
**Released after Game 2.*

2018**HEAD COACH — MARVIN LEWIS***

Teryl Austin** Defensive Coordinator
Bob Bicknell Wide Receivers
Jacob Burney Defensive Line
Kyle Caskey Running Backs
Brayden Coombs Assistant Special Teams/
Offensive Quality Control
Robert Couch Offensive Quality Control/
Offensive Line
Jeff Friday Assistant Strength and Conditioning
Jim Haslett Linebackers
Jonathan Hayes Tight Ends
Daronte Jones Secondary/Cornerbacks
Bill Lazor Offensive Coordinator
Marcus Lewis Defensive Quality Control/
Linebackers
Robert Livingston Secondary/Safeties
Chip Morton Strength and Conditioning
Dan Pitcher Offensive Assistant/Quarterbacks
Frank Pollack Offensive Line
Matt Raich Defensive Assistant/
Assistant Defensive Line
Darrin Simmons Special Teams Coordinator
Alex Van Pelt Quarterbacks
**Assumed the responsibilities of Defensive
Coordinator for Games 10-16.
**Released after Game 9.*

2019**HEAD COACH — ZAC TAYLOR**

Lou Anarumo Defensive Coordinator
Bob Bicknell Wide receivers
Joey Boese Strength and Conditioning
Brian Callahan Offensive Coordinator
James Casey Tight Ends
Gerald Chatman Defensive Assistant
Brayden Coombs Assistant Special Teams
Mark Duffner Senior Defensive Assistant
Nick Eason Defensive Line
Todd Hunt Assistant Strength and Conditioning
Daronte Jones Secondary/Cornerbacks
Jordan Kovacs Defensive Quality Control
Brad Kragthorpe Offensive Assistant
Robert Livingston Secondary/Safeties
Tem Lukabu Linebackers
Ben Martin Assistant Offensive Line
Dan Pitcher Assistant Quarterbacks
Darrin Simmons Special Teams Coordinator
Jemal Singleton Running Backs
Garrett Swanson Assistant Strength and
Conditioning
Jim Turner Offensive Line
Alex Van Pelt Quarterbacks

2020**HEAD COACH — ZAC TAYLOR**

Lou Anarumo Defensive Coordinator
Colt Anderson Assistant Special Teams
Bob Bicknell Wide Receivers
Joey Boese Strength and Conditioning
Brian Callahan Offensive Coordinator
James Casey Tight Ends
Gerald Chatman Defensive Assistant
Mark Duffner Senior Defensive Assistant
Nick Eason Defensive Line
Al Golden Linebackers
Todd Hunt Assistant Strength and Conditioning
Steve Jackson Secondary/Cornerbacks
Jordan Kovacs Defensive Quality Control
Brad Kragthorpe Offensive Assistant
Robert Livingston Secondary/Safeties
Ben Martin Assistant Offensive Line
Dan Pitcher Quarterbacks
Darrin Simmons Assistant Head Coach/
Special Teams Coordinator
Jemal Singleton Running Backs
Garrett Swanson Assistant Strength and
Conditioning
Jim Turner Offensive Line
Troy Walters Assistant Wide Receivers

2021**HEAD COACH — ZAC TAYLOR**

Lou Anarumo Defensive Coordinator
Colt Anderson Assistant Special Teams
Joey Boese Strength and Conditioning
Brian Callahan Offensive Coordinator
James Casey Tight Ends
Louie Cioffi Defensive Quality Control
Mark Duffner Senior Defensive Assistant
Al Golden Linebackers
Justin Hill Running Backs
Marion Hobby Defensive Line
Todd Hunt Assistant Strength and Conditioning
Steve Jackson Secondary/Cornerbacks
Jordan Kovacs Defensive Quality Control
Brad Kragthorpe Assistant Wide Receivers
Robert Livingston Secondary/Safeties
Ben Martin Assistant Offensive Line
Dan Pitcher Quarterbacks
Frank Pollack Offensive Line/
Run Game Coordinator
Darrin Simmons Assistant Head Coach/
Special Teams Coordinator
Garrett Swanson Assistant Strength and
Conditioning
Troy Walters Wide Receivers

PLAYER HISTORY

ALL-TIME ROSTER

To be eligible for the all-time roster, a player must have been in uniform for at least one regular-season or postseason game, or spent a minimum of four games on the roster (including inactive status). A player who qualifies at any point under these guidelines also will be credited for seasons in which he was on a reserve list but did not play or dress for a game. Players who spend time on a reserve list but have never played or dressed for a game do not qualify for the all-time roster. The Practice Squad does not qualify.

— A —			
NO.	NAME	POS.	YRS. COLLEGE
53	Abdullah, Khalid.....	LB	'03-04 Mars Hill
46	Adams, Blue.....	CB	'07 Cincinnati
52	Adams, Doug.....	LB	'71-74 Ohio State
95	Adams, Sam.....	DT	'06 Texas A&M
77	Adeniji, Hakeem.....	G/OT	'20-21 Kansas
95	Adeyanju, Victor.....	DE	'10 Indiana
92	Akinmoladun, Freedom.....	DT	'19-20 Nebraska
40	Alexander, Charles.....	HB/FB	'79-85 Louisiana State
21	Alexander, Mackensie.....	CB	'20 Clemson
82	Alexis, Alton.....	WR	'80 Tulane
15	Alford, Mario.....	WR	'15 West Virginia
8	Allen, Brandon.....	QB	'20-21 Arkansas
25	Allen, Jason.....	CB	'12 Tennessee
37	Allen, Ricardo.....	S	'21 Purdue
33	Ambrose, Ashley.....	CB	'96-98 Mississippi Valley St.
89	Amisler, Martin.....	DE	'70 Evansville
92	Anderson, Jamaal.....	DE	'12 Arkansas
31	Anderson, Jerry.....	S	'77 Oklahoma
14	Anderson, Ken.....	QB	'71-86 Augustana (Ill.)
71	Anderson, Willie.....	OT	'96-07 Auburn
79	Andrews, Stacy.....	G/OT	'04-08 Mississippi
20	Apple, Eli.....	CB	'21 Ohio State
78	Archer, Dan.....	OT	'68 Oregon
33	Armour, JoJuan.....	S/LB	'99-02 Miami (Ohio)
61	Aronson, Doug.....	G	'87 San Diego State
65	Arthur, Mike.....	C	'91-92 Texas A&M
96	Askew, Matthias.....	DT	'04-05 Michigan State
97	Atkins, Geno.....	DT	'10-20 Georgia
51	Avery, Ken.....	LB	'69-74 Southern Mississippi
22	Awuzie, Chidobe.....	CB	'21 Colorado

— B —			
NO.	NAME	POS.	YRS. COLLEGE
85	Baccaglio, Martin.....	DE	'68-70 San Jose State
49	Bachie, Joe.....	LB	'21 Michigan State
79	Bacon, Coy.....	DE	'76-77 Jackson State
10	Bahr, Chris.....	K	'76-79 Penn State
51	Bailey, Markus.....	LB	'20-21 Purdue
18	Bailey, Thomas.....	WR	'95 Auburn
42	Ball, Eric.....	FB/KOR	'89-94 UCLA
38	Banks, Estes.....	RB	'68 Colorado
90	Bankston, Michael.....	DE	'98-00 Sam Houston State
35	Barber, Chris.....	S	'87-89 North Carolina A&T
86	Barber, Mike.....	WR	'90-92 Marshall
53	Barker, Leo.....	LB	'84-91 New Mexico State
93	Barndt, Tom.....	DT	'00 Pittsburgh
38,35	Basnight, Michael.....	RB	'99-00 North Carolina A&T
84	Bass, Don.....	WR/TE	'78-81 Houston
30	Bates, Jessie, III.....	S	'18-21 Wake Forest
89	Battaglia, Marco.....	TE	'96-01 Rutgers
31	Battle, Ralph.....	DB	'84 Jacksonville State
21	Bauman, Rashad.....	CB	'04-06 Oregon
23,49	Bean, Robert.....	CB	'00-01 Mississippi State
58	Beauchamp, Al.....	LB	'68-75 Southern
45	Beckett, Rogers.....	S	'03-04 Marshall
51,52	Bell, Brandon.....	LB	'17-18 Penn State
26	Bell, Leonard.....	S	'87 Indiana
40	Bell, Myron.....	S	'98-99 Michigan State
24	Bell, Vonn.....	S	'20-21 Ohio State
21	Benjamin, Ryan.....	RB	'93 Pacific
35	Bennett, Antoine.....	CB	'91-92 Florida A&M
16	Bennett, Ben.....	QB	'87 Duke
36	Bennett, Brandon.....	RB/KOR	'98-03 South Carolina
23	Bennett, Fred.....	CB	'10 South Carolina
32	Benson, Cedric.....	RB	'08-11 Texas
57	Bentley, Ray.....	LB	'92 Central Michigan
66	Bergey, Bill.....	LB	'69-73 Arkansas State
25	Bernard, Giovani.....	RB	'13-20 North Carolina
82	Berry, Royce.....	DE	'69-75 Houston
79	Berthussen, Bill.....	DE	'87 Iowa State
21	Bieniemy, Eric.....	RB/KOR	'95-98 Colorado
99,75	Billings, Andrew.....	DT	'16-19 Baylor
24	Billups, Lewis.....	CB	'86-91 North Alabama
90	Bilukiddi, Christo.....	DT	'13 Georgia State
65	Binnis, Armon.....	WR	'12 Cincinnati
66	Blackman, Ken.....	G	'96-99 Illinois
37	Blackmon, Roosevelt.....	CB	'98-99 Morris Brown
56	Blackstock, Darryl.....	LB/DE	'08 Virginia
29	Blackwood, Lyle.....	S/PR	'73-75 Texas Christian
74	Blados, Brian.....	G/OT	'84-91 North Carolina
45	Blair, Michael.....	FB	'98 Ball State
8	Blake, Jeff.....	QB	'94-99 East Carolina
91	Bledsoe, Amani.....	DE/DT	'20 Oklahoma
61	Bodine, Russell.....	C	'14-17 North Carolina
41	Body, Patrick.....	CB	'05 Toledo
53	Boley, Michael.....	LB	'13 Southern Mississippi
65	Boling, Clint.....	G	'11-18 Georgia
96	Booker, Vaughn.....	DE	'00-02 Cincinnati

32	Borders, Nate.....	S	'87 Indiana
61	Boysarky, Jerry.....	NT	'82-85 Pittsburgh
85	Boyd, LaVell.....	WR	'00 Louisville
83	Boyd, Tyler.....	WR	'16-21 Pittsburgh
85	Brabham, Dan.....	LB	'68 Arkansas
60	Bradley, Chuck.....	OT	'93 Kentucky
55	Brady, Ed.....	LB/LS	'86-91 Illinois
74	Braham, Rich.....	C/G	'94-06 West Virginia
4	Bramlet, Casey.....	QB	'04 Wyoming
39	Brannon, John.....	CB	'21 Western Carolina
58	Braxton, David.....	LB	'94 Wake Forest
3,10	Breech, Jim.....	K	'80-92 California
34	Breedon, Louis.....	CB	'77-87 N. Carolina Central
18	Breen, Adrian.....	QB	'87 Morehead State
83	Brennan, Brian.....	WR	'82 Boston College
60	Brennan, Mike.....	OT	'90-91 Notre Dame
88	Brewer, Sean.....	TE	'01-02 San Jose State
10	Brice, Will.....	P	'99 Virginia
47	Bright, Greg.....	S	'80-81 Morehead State
65	Briz, Darrick.....	C	'94-98 Oregon State
43	Brim, Mike.....	CB	'93-95 Virginia Union
83	Brock, Kevin.....	TE	'14 Rutgers
50,55	Brooks, Ahmad.....	LB	'06-07 Virginia
82	Brooks, Billy.....	WR	'76-79 Oklahoma
27	Brooks, Greg.....	CB	'04-06 Southern Mississippi
21	Brooks, James.....	RB	'84-91 Auburn
33	Broussard, Steve.....	RB	'94 Washington State
93	Brown, Andrew.....	DE	'19-20 Virginia
75	Brown, Anthony.....	OT/G	'95-98 Utah
76	Brown, Bob.....	DT	'75-76 Arkansas AM&N
23	Brown, Chykie.....	CB	'16 Texas
81	Brown, Eddie.....	WR	'85-91 Miami (Fla.)
3	Brown, Josh.....	K	'12 Nebraska
86	Brown, Ken.....	WR	'87 Southern Arkansas
52	Brown, Preston.....	LB	'18-19 Louisville
80	Brown, Tom.....	WR	'87 Augustana (S.D.)
27	Brown, Tony.....	CB	'20 Alabama
21	Browner, Jim.....	S	'79-80 Notre Dame
79	Browner, Ross.....	DE	'78-86 Notre Dame
6	Browning, Jake.....	QB	'21 Washington
72	Brumfield, Scott.....	G	'93-97 Brigham Young
52	Buchanan, Tim.....	LB	'69 Hawaii
99	Buck, Jason.....	DE	'87-90 Brigham Young
96	Buckner, Brentson.....	NT	'97 Clemson
89	Buie, Drew.....	WR	'72 Catawba
74	Bujnoch, Glenn.....	G	'76-82 Texas A&M
4	Bullock, Randy.....	K	'16-20 Texas A&M
55	Buncom, Frank.....	LB	'68 Southern California
55	Burfit, Vontaze.....	LB	'12-18 Arizona State
28	Burk, Scott.....	S	'79 Oklahoma State
33	Burkhead, Rex.....	RB	'13-16 Nebraska
67	Burley, Gary.....	DE	'75-83 Pittsburgh
38	Burns, Jason.....	RB	'95 Wisconsin
21	Burris, Jeff.....	CB	'02-03 Notre Dame
9	Burrow, Joe.....	QB	'20-21 Louisiana State
58	Bush, Blair.....	C	'78-82 Washington
88	Bush, Steve.....	TE/FB/LS	'77-00 Arizona State
36,40	Busing, John.....	S	'06-08 Miami (Ohio)
27	Bussey, Barney.....	S/KOR	'86-92 South Carolina State
56	Bynes, Josh.....	LB	'20 Auburn

— C —			
NO.	NAME	POS.	YRS. COLLEGE
68	Cadigan, Dave.....	G	'94 Southern California
87	Caldwell, Andre.....	WR/KOR	'08-11 Florida
63	Calhoun, Shaq.....	G	'20 Mississippi State
48	Calitro, Austin.....	LB	'21 Villanova
50	Cameron, Glenn.....	LB	'75-85 Florida
17	Campbell, Jason.....	QB	'14 Auburn
64	Canale, Justin.....	G	'69 Mississippi State
34	Carey, Richard.....	CB	'89 Idaho
79	Carman, Jackson.....	G	'21 Clemson
70	Carpenter, Ron N.....	DT/DE	'70-76 North Carolina State
32	Carpenter, Ron A.....	S	'93 Miami (Ohio)
86	Carroll, Wesley.....	WR	'93 Miami (Fla.)
33,39	Carson, Tra.....	RB	'16-18 Texas A&M
45	Carter, Carl.....	CB	'90 Texas Tech
82	Carter, Cethan.....	TE/H-B	'00-01 Nebraska
42	Carter, Chris C.....	S	'17-20 Texas
51,56	Carter, Chris D.....	LB	'14-15 Fresno State
32	Carter, Ki-Jana.....	RB	'95-99 Penn State
21	Carter, Tom.....	CB	'99-01 Notre Dame
11	Carter, Virgil.....	QB	'70-73 Brigham Young
37	Casanova, Tommy.....	S/PR	'72-77 Louisiana State
21	Castille, Simeon.....	CB	'08 Alabama
56	Catchings, Toney.....	LB	'87 Cincinnati
55	Chamberlin, Frank.....	LB	'03-'04 Boston College
72	Chambers, Kirk.....	OT	'10 Stanford
81	Chandler, Al.....	TE	'73-74 Oklahoma
24	Chapman, Clarence.....	CB	'80-81 Eastern Michigan
80	Charles, Orson.....	TE	'12-13 Georgia
1	Chase, Ja'Marr.....	WR	'21 Louisiana State
83	Chatman, Randy.....	WR/PR	'06-09 Cincinnati
91	Chavrier, Randy.....	LS	'01 McGill (Canada)
79	Chomyszak, Steve.....	DT/DE	'68-73 Syracuse
11	Christensen, Jeff.....	QB	'83 Eastern Illinois
57	Clark, Bernard.....	LB	'90-91 Miami (Fla.)
42,35	Clark, Boobie.....	FB	'73-78 Bethune-Cookman
11	Clark, Bryan.....	QB	'84 Michigan State

21	Clark, Rico.....	CB	'99 Louisville
11	Clark, Wayne.....	QB	'74 U.S. International
93	Clarke, Will.....	DE	'14-16 West Virginia
22	Clements, Nate.....	CB/S	'11-12 Ohio State
92	Clemons, Duane.....	DE	'03-05 California
86,46	Coats, Daniel.....	TE/FB	'07-10 Brigham Young
61	Coats, Tony.....	G	'99 Washington
24	Cobb, Marvin.....	S	'75-79 Southern California
89	Cobb, Mike.....	TE	'77 Michigan State
81	Cochart, Colin.....	TE	'11 South Dakota State
80	Coffman, Chase.....	TE	'09-10 Missouri
23	Coleman, Al.....	S	'69-71 Tennessee State
60	Coleman, Reggie.....	OT	'02 Tennessee
11	Coles, Laveranues.....	WR	'09 Florida State
55	Collins, Andre.....	LB	'95-97 Penn State
73	Collins, Anthony.....	OT	'08-13 Kansas
90	Collins, Gerald.....	LB	'95 Vanderbilt
76	Collins, Glen.....	DE	'82-85 Mississippi State
80	Collinsworth, Cris.....	WR	'81-88 Florida
38	Conley, Steve.....	RB	'72 Kansas
32	Conner, John.....	FB	'12 Kentucky
12	Cook, Kev.....	QB	'69-74 Cincinnati
64	Cook, Kyle.....	C	'08-13 Michigan State
16	Cooper, Pharo.....	WR	'19 South Carolina
92	Copeland, John.....	DE/DT	'93-00 Alabama
81	Corbett, Jim.....	TE	'77-80 Pittsburgh
16	Core, Cody.....	WR	'16-18 Mississippi
76	Corrish, Frank.....	DT	'70 Grambling
12	Cosby, Quan.....	WR/PR	'09-10 Texas
88	Costello, Bruce.....	TE	'69-76 Pacific
6	Costello, Brad.....	P	'98-99 Boston University
46,29	Cothran, Jeff.....	FB	'94-96 Ohio State
70	Cotton, Barney.....	G	'79 Nebraska
52	Cousino, Brad.....	LB	'75 Miami (Ohio)
99	Covington, Christian.....	DT	'20 Rice
4	Covington, Scott.....	QB	'99-01 Miami (Fla.)
10	Crabtree, Eric.....	WR	'69-71 Pittsburgh
34	Craig, Neal.....	S	'71-73 Fisk
42,33			
32	Crocker, Chris.....	S	'08-13 Marshall
60	Crummey, Andrew.....	C	'08 Maryland
72	Cupp, Keith.....	OT	'87 Findlay
98	Curtis, Canute.....	LB	'97-02 West Virginia
85	Curtis, Isaac.....	WR	'73-84 San Diego State

— D —			
NO.	NAME	POS.	YRS. COLLEGE
14	Dalton, Andy.....	QB	'11-19 Texas Christian
76	Daniels, Mike.....	DT	'20-21 Iowa
56	Dansby, Karlos.....	LB	'16 Auburn
96	Davidson, Kenny.....	DE	'96 Louisiana State
26	Davis, Charlie.....	RB	'74-75 Colorado
35,37	Davis, Jalen.....	CB	'20-21 Utah State
31	Davis, Lee.....	CB	'85 Mississippi
21	Davis, Oliver.....	S	'81-82 Tennessee State
27	Davis, Ricky.....	S	'75 Alabama
33	Davis, Sean.....	S	'21 Maryland
35,25	Davis, Tony.....	RB/PR	'76-78 Nebraska
59	Davis-Gaither, Akeem.....	LB	'20-21 Appalachian State
34	Dawson, Clifton.....	RB	'07 Harvard
47	Dawson, P.J.....	LB	'15-16 Texas Christian
93	DeAyala, Kiki.....	LB	'86-87 Texas
85	DeGraffenreid, Allen.....	WR	'93 Ohio State
50	DeLeon, Tom.....	G/C	'72-73 Ohio State
73	DeMarco, Brian.....	G	'99 Michigan State
21	Dennard, Darqueze.....	CB	'14-19 Michigan State
63	Dennis, Guy.....	G	'69-72 Florida
74	Dennis, Mark.....	OT	'94 Illinois
56	DePaso, Tom.....	LB	'78 Penn State
51	Devlin, Chris.....	LB	'75-78 Penn State
34	Dillathall, Ellis.....	S	'88 East Carolina
28	Dillon, Corey.....	RB	'97-03 Washington
51	DiManche, Jayson.....	LB	'13-14 Southern Illinois
38	Dingle, Mike.....	RB	'91-92 South Carolina
52,51	Dinkel, Tom.....	LB	'78-83, 85 Kansas
51	Dixon, Gerald.....	LB	'96-97 South Carolina
29	Dixon, Rickey.....	DB	'88-92 Oklahoma
7	Dolegala, Jake.....	QB	'19 Central Connecticut St.
66	Donahue, Mark.....	G	'78-79 Michigan
10	Dorsch, Travis.....	P/K	'02 Purdue
27	Dorsey, DeDe.....	RB	'07-08 Lindenwood
44	Doss, Mike.....	S	'08 Ohio State
76	Doughty, Mike.....	OT	'99-00 Notre Dame
67	Douglas, David.....	OT	'86-88 Tennessee
45	Douthard, Ty.....	RB	'97 Illinois
44	Dressler, Doug.....	RB	'70-74 Chico State
6	Driskell, Jeff.....	QB	'16-19 Louisiana Tech
41	Duckett, Forey.....	DB	'94 Nevada-Reno
81	Dugans, Ron.....	WR	'00-02 Florida State
96	Dunlap, Carlos.....	DE	'10-20 Florida
80	Dunn, David.....	WR/KOR	'95-98 Fresno State
21	Dunn, Paul.....	RB	'70 U.S. International
29	Durko, Sandy.....	S	'70-72 Southern California
44	Dye, Tony.....	S	'12-13 UCLA
27	Dyer, Ken.....	S	'69-71 Arizona State

— E —			
NO.	NAME	POS.	YRS. COLLEGE
70	Eaddy, James.....	NT	'87 New York Tech

(Player history — all-time roster, continued)

53,87,				
95	Edeballi, Kasim	DE	'18	Boston College
41	Edmonds, Chris	LB/TE/FB	'01-03	West Virginia
73	Edwards, Eddie	DE/DT	'77-88	Miami (Fla.)
85	Elfert, Tyler	TE	'13-19	Notre Dame
36	Elliott, Lervil	RB	'73-78	Northeast Missouri St.
59	Ely, Larry	LB	'70-71	Iowa
52	Elzey, Paul	LB	'68	Toledo
12	Erickson, Alex	WR/PR/KOR	'16-20	Wisconsin
50	Erickson, Bernard	LB	'68	Abilene Christian
17	Ernst, Mike	QB	'73-74	Cal State-Fullerton
7	Esiason, Boomer	QB	'84-92, '97	Maryland
25	Evans, Chris	RB	'21	Michigan
50	Evans, Jordan	LB	'17-21	Oklahoma

— F —				
NO.	NAME	POS.	YRS.	COLLEGE
31	Fain, Richard	CB	'91	Florida
62	Faine, Jeff	C	'12	Notre Dame
63	Fairchild, Greg	G	'76-77	Tulsa
68	Fanene, Jonathan	DE/DT	'05-11	Utah
33	Farley, John	RB	'84	Cal State-Sacramento
83	Farmer, Danny	WR	'00-02	UCLA
96	Fears, Willie	DE	'87	Northwestern St. (La.)
42	Fejedelem, Clayton	S	'16-19	Illinois
44	Fenner, Derrick	FB	'92-94	North Carolina
72	Fest, Howard	G/OT	'68-75	Texas
5	Finley, Ryan	QB	'19-20	North Carolina State
61	Finney, B.J.	C	'20	Kansas State
25	Fisher, Charles	CB	'99-00	West Virginia
74,44	Fisher, Jake	OT/H-B	'15-18	Oregon
11	Fitzpatrick, Ryan	QB	'07-08	Harvard
52	Flaherty, Tom	LB	'87	Northwestern
25	Fletcher, Jamar	CB	'08	Wisconsin
71	Fletcher, John	G	'87	Texas A&I
53	Flowers, Marquis	LB	'14-16	Arizona
33	Flowers, Tre	CB	'21	Oklahoma State
95	Foley, Steve	LB	'98-02	Northeast Louisiana
67	Fontenot, Jerry	C	'04	Texas A&M
11	Ford, Mike	QB	'82	Southern Methodist
88	Foschi, J.P.	TE	'09-10	Georgia Tech
50	Francis, James	LB	'90-98	Baylor
39	Franklin, Pat	RB	'87	Southwest Texas St.
88	Franks, Jordan	TE	'18	Central Florida
57	Frazier, Andre	LB	'06-07	Cincinnati
43	Frazier, Curt	CB	'68	Fresno State
49,58	Frazier, Guy	LB	'81-84	Wyoming
12	Frerotte, Gus	QB	'02	Tulsa
97	Frier, Mike	DE	'92-94	Appalachian State
47,83	Frisch, David	TE	'93-94	Colorado State
33	Fritts, Stan	RB	'75-76	North Carolina State
3	Fry, Elliott	K	'21	South Carolina
33	Fulcher, David	S	'86-92	Arizona State
17	Fulhage, Scott	P	'87-88	Kansas State
42	Fuller, Mike	S/PR	'81-82	Auburn

— G —				
NO.	NAME	POS.	YRS.	COLLEGE
18	Gallery, Jim	K	'89	Minnesota
48	Garrett, John	WR	'89	Princeton
89	Garrett, Shane	WR/KOR	'91-92	Texas A&M
11	Gaynor, Doug	QB	'86	Cal State-Long Beach
91	Geathers, Robert	DE/LB	'04-14	Georgia
26	Gehrke, Jack	WR	'69	Utah
89	George, Tim	WR	'73	Carson-Newman
21	Ghee, Brandon	CB	'10-13	Wake Forest
53	Ghiaciuc, Eric	C	'05-08	Central Michigan
48	Gibler, Andy	TE	'83	Missouri
84	Gibson, Damon	WR/PR	'98	Iowa
99	Gibson, Oliver	DT/NT	'99-03	Notre Dame
95	Gilberry, Wallace	DE	'12-16	Alabama
30	Gilliard, Cory	S	'97	Ball State
98	Glasgow, Ryan	DT	'17-19	Michigan
64	Glass, Bill	G	'80	Baylor
77	Glenn, Cordy	OT	'18-19	Georgia
42	Glover, LaVar	CB	'02	Cincinnati
63	Goff, Mike	G/OT/C	'98-03	Iowa
58	Gordon, Alex	LB	'91-93	Cincinnati
7	Gradkowski, Bruce	QB	'11-12	Toledo
33	Graham, Kenny	S	'70	Washington State
41	Graham, Scottie	RB	'97	Ohio State
17	Graham, Shayne	K	'03-09	Virginia Tech
24	Grant, Alan	CB	'93	Stanford
98	Grant, David	NT	'88-91	West Virginia
91	Granville, Billy	LB	'97-00	Oklahoma
41	Graves, White	S	'68	Louisiana State
18	Green, A.J.	WR	'11-20	Georgia
41	Green, Dave	P/K	'74-75	Ohio
28	Green, Harold	RB	'90-95	South Carolina
18	Green, Skyler	WR	'07	Louisiana State
42	Green-Ellis, BenJarvus	RB	'12-13	Mississippi
84	Gresham, Jermaine	TE	'10-14	Oklahoma
45	Griffin, Archie	RB	'76-83	Ohio State
87	Griffin, Damon	WR/PR	'99-00	Oregon
22	Griffin, James	S	'83-85	Middle Tennessee St.
76	Griffin, Jim	DE	'68	Grambling
44	Griffin, Ray	CB/KOR	'78-84	Ohio State
46	Groce, Clif	FB	'99-00	Texas A&M
28	Guillory, John	DB	'69-70	Stanford
27	Gunn, Lance	S	'93	Texas
69	Gunner, Harry	DE	'68-69	Oregon State
62	Gutierrez, Brock	C/G	'96-02	Central Michigan

— H —				
NO.	NAME	POS.	YRS.	COLLEGE
45	Haddix, Wayne	CB	'91	Liberty
35	Haffner, Mike	WR	'71	UCLA
26	Hall, Cory	S	'99-02	Fresno State
29	Hall, Leon	CB	'07-15	Michigan
87	Hamilton, Cobi	WR	'14	Arkansas
88	Hamilton, Lawrence	WR	'03	Stephen F. Austin
71	Hammerstein, Mike	DE/NT	'86-90	Michigan
66	Hannula, Jim	OT	'83	Northern Illinois
91	Hardison, Marcus	DT	'15-16	Arizona State
45,41	Hardy, Adrian	CB	'94-95	Northwestern St. (La.)
51	Hardy, Kevin	LB	'03-04	Illinois
29	Hargreaves, Vernon, III	CB	'21	Florida
36	Hargrove, Jim	RB	'81	Wake Forest
57	Harrison, Ed	LB	'69	Louisville
96	Harrington, Chris	DE	'08	Texas A&M
53	Harris, Bo	LB	'75-82	Louisiana State
46	Harris, Clark	LS	'09-21	Rutgers
35	Harris, Davontae	CB	'18	Illinois State
26	Harris, Jim	DE	'71	Howard Payne
83	Harris, M.L.	TE	'80-85	Kansas State
8	Harris, Nick	P	'01-03	California
95	Harris, Orien	DT	'08-09	Miami (Fla.)
92	Harrison, James	LB	'13	Kent State
68	Hart, Bobby	OT	'18-20	Florida State
50	Hawk, A.J.	LB	'15	Ohio State
16	Hawkins, Andrew	WR	'11-13	Toledo
27	Hawkins, Artrell	CB	'98-03	Cincinnati
72	Hawkinson, Tanner	G	'13-14	Kansas
98	Hayden, Nick	DT	'11	Wisconsin
5	Hayes, Jeff	P	'86	North Carolina
69	Headrick, Sherrill	LB	'68	Texas Christian
20	Hearst, Garrison	RB	'96	Georgia
36	Heath, Jo-Jo	DB	'80	Pittsburgh
22	Heath, Rodney	CB	'99-01	Minnesota
34	Hebert, Kyries	S	'08-09	Louisiana-Lafayette
50	Henderson, Eric	DE/LB	'07-08	Georgia Tech
41	Henderson, Trayvon	S	'18-21	Hawaii
91	Hendrickson, Trey	DE	'21	Florida Atlantic
15	Henry, Chris	WR	'05-09	West Virginia
38	Henson, Champ	RB	'75	Ohio State
34	Herock, Ken	TE	'68	West Virginia
22	Herring, Kim	S	'04-05	Penn State
34	Herron, Daniel	RB	'12	Ohio State
16	Hertel, Rob	QB	'78	Southern California
89	Hewitt, Ryan	H-B	'14-17	Stanford
56	Hibler, Mike	LB	'68	Stanford
27	Hicks, Bryan	S	'80-84	McNeese State
85	Higgins, Tee	WR	'20-21	Clemson
92	Hill, B.J.	DT	'21	North Carolina State
23	Hill, Brian	RB	'17	Wyoming
49	Hill, Darius	TE	'09	Ball State
84,19	Hill, Jeff	WR	'94-96	Purdue
32	Hill, Jeremy	RB	'14-17	Louisiana State
63	Hill, Trey	C	'21	Georgia
28	Hill, Troy	CB	'15	Oregon
89	Hilliary, Ira	WR/PR	'87-89	South Carolina
21	Hilton, Mike	CB	'21	Mississippi
98	Hinkle, George	DE	'93	Arizona
58	Hobson, Victor	LB	'08	Michigan
52	Hodge, Abdul	LB	'08-09	Iowa
44	Hodge, Darius	DE	'21	Marshall
7	Hogan, Kevin	QB	'20	Stanford
83	Holman, Steve	WR	'77	Arizona State
40	Holfield, John	RB	'88-89	West Virginia
76	Holland, Vernon	OT	'71-79	Tennessee State
12	Hollas, Donald	QB	'91-94	Rice
82	Holman, Rodney	TE	'82-92	Tulane
66,73	Hopkins, Trey	C/G	'14,'16-21	Texas
16	Holt, Glenn	WR/KOR	'06-08	Kentucky
71	Horn, Rod	NT	'80-81	Nebraska
10	Horne, Greg	P	'87	Arkansas
20	Horton, Ray	CB	'83-88	Washington
84	Houshmandzadeh, T.J.	WR/PR	'01-08	Oregon State
53	Howard, Thomas	LB	'11-12	Texas-El Paso
20	Howard, Ty	CB	'99	Ohio State
71	Howe, Garry	NT	'93	Colorado
94	Hubbard, Sam	DE	'18-21	Ohio State
10	Huber, Kevin	P	'09-21	Cincinnati
60	Hudson, Otis	G	'11	Eastern Illinois
85	Hundon, James	WR	'96-99	Portland State
20	Hunt, Bobby	S	'68-69	Auburn
31	Hunt, Gary	DB	'87	Memphis State
72	Hunt, Ron	OT	'76-78	Oregon
99,70	Hunt, Margus	DE/DT	'13-16,'20	Southern Methodist

— I —				
NO.	NAME	POS.	YRS.	COLLEGE
43	Iloka, George	S	'12-17	Boise State
92	Inglis, Tim	LB	'87-88	Toledo
16	Irwin, Trenton	WR	'19-21	Stanford

— J —				
NO.	NAME	POS.	YRS.	COLLEGE
23	Jackson, Bernard	S/CB/KOR	'72-76	Washington State
28	Jackson, Dexter	S	'06-08	Florida State
65	Jackson, John	OT	'00-01	Eastern Kentucky
95	Jackson, LaDairis	LB	'03-04	Oregon State
37	Jackson, Robert	S	'81-87,'89	Central Michigan
22	Jackson, William, III	CB	'16-20	Houston
80	Jackson, Willie	WR	'98-99	Florida
80	James, Lynn	WR	'90-91	Arizona State
20,26	James, Tory	CB	'03-06	Louisiana State

30	Jauron, Dick	S	'78-81	Yale
93,53	Jeanty, Rashad	LB	'06-09	Central Florida
57	Jefferson, Kevin	LB	'94-95	Lehigh
45	Jefferson, Malik	LB	'18	Texas
87	Jeffries, Curtis	TE	'87	Louisville
84	Jenkins, Mike	WR	'97	Hampton
23	Jennings, Kelly	CB	'11	Miami (Fla.)
25	Jennings, Ligarius	CB	'01-02	Tennessee State
36	Jennings, Stanford	RB/KOR	'84-90	Furman
64	Jerry, John	G/OT	'19	Mississippi
68	Jetton, Paul	C/G	'89-91	Texas
30	Johnson, Bill	RB	'85-87	Arkansas State
54	Johnson, Bob	C	'68-79	Tennessee
59	Johnson, Brandon	LB	'08-11	Louisville
85	Johnson, Chad (changed last name to Ochocinco in 2008; was known as Ochocinco from '08-11)	WR	'01-10	Oregon State
74	Johnson, Fred	OT/G	'19-21	Florida
68,99	Johnson, Donnell	OT	'93	Johnson C. Smith
11	Johnson, Doug	QB	'06	Florida
19	Johnson, Essex	RB/PR/KOR	'68-75	Grambling
39	Johnson, James	RB	'08	Kansas State
31,23	Johnson, Jeremi	FB	'03-09	Western Kentucky
29	Johnson, Jim	DB	'69	South Carolina State
55	Johnson, John	LB	'94	Clemson
8	Johnson, Josh	QB	'13	San Diego
80	Johnson, Ken	DE	'71-77	Indiana
59	Johnson, London	LB	'04-07	Purdue
27	Johnson, Larry	RB	'09	Penn State
11	Johnson, Lee	P/K	'88-98	Brigham Young
43	Johnson, Mark	S	'87	Western Kentucky
93,90	Johnson, Michael	DE/LB	'09-13,'15-18	Georgia Tech
52	Johnson, Nico	LB	'14	Alabama
46	Johnson, Pete	FB	'77-83	Ohio State
50	Johnson, Riall	LB	'01-03	Stanford
32	Johnson, Rudi	RB	'01-07	Auburn
60	Johnson, T.J.	C/G	'14-17	South Carolina
99	Johnson, Tank	DT	'09-10	Washington
90	Johnson, Tim	DT	'96	Penn State
78	Johnson, Walter	DT	'77	Los Angeles State
44	Johnston, Clay	LB	'21	Baylor
18	Joiner, Charlie	WR	'72-75	Grambling
57	Jolitz, Evan	LB	'74	Cincinnati
24	Jones, Adam	CB/PR/KOR	'10-17	West Virginia
32	Jones, Bob	S	'73-74	Virginia Union
66	Jones, Dan	OT	'93-95	Maine
20	Jones, David	CB	'07-09	Wingate
57	Jones, Dhanl	LB	'07-10	Michigan
44	Jones, Herana-Daze	S	'06-08	Indiana
47	Jones, Keandre	LB	'20-21	Maryland
76	Jones, Levi	OT	'02-08	Arizona State
82	Jones, Marvin	WR	'12-15	California
25	Jones, Rod (Roderick)	CB	'90-96	Southern Methodist
60	Jones, Rod (Rodrek)	OT/G	'96-00	Kansas
24	Jones, Roger	CB	'94-96	Tennessee State
77	Jones, Scott	OT	'89,'91	Washington
74,78	Jones, Willie Lee	DT/DE	'68,'70-71	Kansas State
83	Jordan, Kevin	WR	'96	UCLA
60	Jordan, Michael	G	'19-20	Ohio State
36	Joseph, James	RB	'95	Auburn
22	Joseph, Johnathan	CB	'06-10	South Carolina
12	Joseph, Kerry	QB	'96	McNeese State
10	Justin, Paul	QB	'98	Arizona State

— K —				
NO.	NAME	POS.	YRS.	COLLEGE
34	Kaesviharn, Kevin	S/CB	'01-06	Augustana (S.D.)
62	Kalis, Todd	G	'95	Arizona State
90	Kareem, Khalid.....	DE	'20-21	Notre Dame
84	Kattus, Eric	TE	'86-91	Michigan
56	Kearney, Tim	LB	'72-74	Northern Michigan
29	Keaton, Curtis.....	RB/KOR	'00-01	James Madison
44	Keelling, Rex	P	'68	Samford
24	Kellermann, Ernie	S	'72	Miami (Ohio)
77	Kelly, Bob	OT	'68	New Mexico State
58	Kelly, Joe	LB	'86-89	Washington
87	Kelly, Mike	TE	'70-72	Davidson
82	Kelly, Reggie	TE	'03-10	Mississippi State
98	Kelly, Todd	DE	'95-96	Tennessee
26	Kemp, Bobby	S	'81-86	Cal State-Fullerton
89	Kern, Don	TE	'84-85	Arizona State
69	Kerr, Zach	DT	'21	Delaware
43	Kilmer, Ethan	S	'06-08	Penn State
65	Kindricks, Bill	DT	'68	Alabama A&M
47	King, Charlie.....	CB	'68-69	Purdue
90	King, Emanuel.....	LB	'85-88	Alabama
41	King, Joe	S	'91	Oklahoma State
28	Kinnebrew, Larry	FB	'83-87	Tennessee State
55	Kirk, Randy	LB	'92-93	San Diego State
27	Kirkpatrick, Dre.....	CB	'12-19	Alabama
3	Kitna, Jon	QB	'01-05	Central Washington
7,15	Klingler, David	QB	'92-95	Houston
71	Koch, Pete	DT	'84	Maryland
50	Koegel, Vic	LB	'74	Ohio State
3	Koehn, Marshall	K	'17	Iowa
68	Kollar, Bill	DT	'74-76	Montana State
75	Koolistra, Scott.....	G/OT	'03-09	North Carolina State
30	Kors, R.J.	S	'93	Cal State-Long Beach
64	Kozerski, Bruce	C/G/OT	'84-95	Holy Cross
86	Kreider, Steve	WR	'79-86	Lehigh
6	Krenzler, Craig.....	QB	'05	Ohio State
15	Kresser, Eric.....	QB	'97-99	Marshall
75	Krevis, Al	OT	'75	Boston College

(Player history — all-time roster, continued)

81	Kroft, Tyler	TE	'15-18	Rutgers
69	Krumrie, Tim	NT	'83-94	Wisconsin
59	Kurnick, Howie	LB	'79-80	Cincinnati

— L —

NO.	NAME	POS.	YRS.	COLLEGE
11	LaFell, Brandon	WR	'16-17	Louisiana State
40	Lamb, Ron	RB	'68-71	South Carolina
59	Lamur, Emmanuel	LB	'12-15	Kansas State
94,58	Langford, Jevon	DE	'96-01	Oklahoma State
62	Lapham, Dave	G/C/OT	'74-83	Syracuse
19	Larson, Kyle	P	'04-08	Nebraska
83	Law, Dennis	WR/PR	'78	East Tennessee State
80	Lawrie, Nate	TE	'07-08	Yale
58	Lawson, Carl	DE/LB	'17-20	Auburn
99	Lawson, Manny	LB	'11-12	North Carolina State
68	Lawson, Steve	G	'71-72	Kansas
55	LeClair, Jim	LB	'72-83	North Dakota
86	Lee, Donald	TE	'11	Mississippi State
58	Leeuwenburg, Jay	G/C	'99	Colorado
8	LeFevour, Dan	QB	'10	Central Michigan
89	Lengel, Matt	TE	'18	Eastern Kentucky
40	Leonard, Brian	RB	'09-12	Rutgers
52	Levels, Dwayne	LB	'03	Oklahoma State
88	Levenseller, Mike	WR	'79-80	Washington State
15	Lewis, Dave	P/OB	'70-73	Stanford
37	Lewis-Harris, Chris	CB	'12-16	Tenn.-Chattanooga
77	Leyva, Victor	G/OT	'01-03	Arizona State
75	Linn, Jack	G/OT	'93	West Virginia
88,11	Little, Greg	WR	'14-15	North Carolina
62	Livingston, Nate	G	'08-11	Louisiana State
11	Livingston, Dale	P/K	'68-69	Western Michigan
52	Logan, James	LB	'95	Memphis
29,23	Logan, Marc	RB	'87-88	Kentucky
30	Lott, Anthone	CB	'97	Florida
30	Luchey, Nick (formerly Nick Williams)	FB/H-B	'99-02,'05	Miami (Fla.)

— M —

NO.	NAME	POS.	YRS.	COLLEGE
26	Mabin, Greg	CB	'19	Iowa
34	Mac, Tremain	S/CB/KOR	'97-00	Miami (Fla.)
77	Maddox, Bob	DE	'74	Frostburg State
47	Maidlow, Steve	LB	'83-84	Michigan State
96	Mallard, Josh	DE	'08	Georgia
80	Malone, Josh	WR	'17-18	Tennessee
9	Manca, Massimo	K	'87	Penn State
44	Manning, Aaron	CB	'87	Iowa State
95	Manning, Roy	LB	'07	Michigan
58	Manos, Sam	C	'87	Marshall
44	Manuel, Marquand	S	'02-03	Florida
22	Marsh, Curtis	CB	'13	Utah State
83	Marshall, Ed	WR	'71	Cameron (Okla.)
52	Marshall, Lemar	LB	'07	Michigan State
88	Martin, Mike	WR/PR/KOR	'83-89	Illinois
98	Martin, Terrance	DT	'04	North Carolina State
24	Mathias, Ric	CB	'98-99	Wisconsin-LaCrosse
66	Mathis, Evan	G	'08-10	Alabama
57,52	Matlock, John	C	'68	Miami (Fla.)
73	Matson, Pat	G	'68-74	Oregon
6	Matthews, Shane	QB	'03	Florida
58	Mauluga, Rey	LB	'09-16	Southern California
36	Maul'a, Reagan	FB	'08	Hawaii
96	Maxey, Curtis	NT	'88	Grambling
50,58	Maxwell, Jim	LB	'07-08	Gardner-Webb
10	Maxwell, Marcus	WR	'07-08	Oregon
71	Mayes, Rufus	OT	'70-78	Ohio State
51	Mays, Corey	LB	'07-08	Notre Dame
26	Mays, Taylor	S	'11-14	Southern California
39	McCalebb, Onterio	CB	'14	Auburn
82	McCall, Ed	WR	'68	Miles College
5	McCarron, AJ	QB	'14-17	Alabama
72	McClendon, Skip	DE	'87-91	Arizona State
29	McCloud, Nick	CB	'21	Notre Dame
65,66	McClure, Wayne	LB	'68,'70	Mississippi
40	McCluskey, David	RB	'87	Georgia
86	McDaniel, John	WR	'74-77	Lincoln
69	McDonald, Clinton	DT	'10	Memphis
56	McDonald, Ricardo	LB	'92-97	Pittsburgh
85	McGee, Tim	WR/KOR	'86-92,'94-95	Tennessee
82	McGee, Tony	TE	'93-01	Michigan
96	McGhee, Kanavis	LB	'94	Colorado
59	McGill, Karmeeleyah	LB	'93	Notre Dame
66	McGlynn, Mike	G	'11	Pittsburgh
87	McInally, Pat	P/WR	'76-85	Harvard
69	McKenzie, Kahili	DT	'20	Tennessee
43	McMullen, Kirk	TE	'01	Pittsburgh
10	McNeal, Reggie	WR	'06	Texas A&M
2	McPherson, Evan	K	'21	Florida
29	McRae, Tony	CB	'17-19	North Carolina A&T
20	McTyer, Torry	CB	'19-20	Nevada-Las Vegas
42	McVea, Warren	WR/KOR	'68	Houston
85	Meehan, Greg	WR	'87	Bowling Green
58	Megna, Marc	LB	'00	Richmond
62	Melander, Jon	G	'92	Minnesota
59	Melontree, Andrew	LB	'80	Baylor
3	Mesko, Zoltan	P	'13	Michigan

68	Middendorf, Dave	G	'68-69	Washington State
45	Miles, Jeremy	S	'10-13	Massachusetts
36	Miles, Ostell	RB	'92-93	Houston
58	Miller, Caleb	LB	'04-07	Arkansas
67	Miller, John	G	'19	Louisville
44	Milne, Brian	FB	'96-99	Penn State
51	Minter, Kevin	LB	'17	Louisiana State
42	Mitchell, Anthony	S	'04-06	Tuskegee
72	Mitchell, Mack	DE	'79	Houston
19	Mitchell, Scott	QB	'00-01	Utah
99	Mitz, Alonzo	DE	'91-92	Florida
28	Mixon, Joe	RB	'17-21	Oklahoma
52	Moch, Dontay	LB	'11-12	Nevada
93	Monds, Mario	DT	'01-02	Cincinnati
28	Montgomery, Cleotha	RB/KOR/PR	'80	Abilene Christian

65	Montoya, Max	G/OT	'79-89	UCLA
60	Moore, Blake	C	'80-83	Wooster
60	Moore, Eric	OT	'94	Indiana
29	Moore, Kelvin	S	'98-99	Morgan State
60	Moore, Langston	DT	'04	South Carolina
50	Moore, Larry	G/C	'04-05	Brigham Young
65	Moore, Maulty	DT	'75	Bethune-Cookman
93	Morabito, Tim	DT	'96	Boston College
21	Morgan, Melvin	CB	'76-78	Mississippi Valley St.
17	Morgan, Stanley	WR	'19-21	Nebraska
26	Morrison, Reece	RB	'72-73	Southwest Texas St.
81	Moss, Thaddeus	TE	'21	Louisiana State
73	Moyer, Ken	G/OT	'89-94	Toledo
56	Muckelroy, Rodrick	LB	'10-12	Texas
16	Muhlmann, Horst	K	'69-74	(none)
78	Munoz, Anthony	OT	'80-92	Southern California
40	Murray, Rico	CB/S	'09-11	Kent State
25	Myers, Chip	WR	'69-76	Northwestern Okla.
31	Myers, Greg	S/PR	'96-99	Colorado State
96	Myers, Michael	DT	'07	Alabama
37	Myles, Reggie	CB/S	'02-05	Alabama

— N —

NO.	NAME	POS.	YRS.	COLLEGE
57	Naves, Hannibal	LB	'05	Colorado
41	Ndukwe, Chinedum	S	'07-10	Notre Dame
41	Neal, Lorenzo	FB	'01-02	Fresno State
52	Neal, Randy	LB	'95-96	Virginia
53	Neidert, John	LB	'68	Louisville
20	Nelson, Reggie	S	'10-15	Florida
43	Nelson, Tom	S	'09-10	Illinois State
74	Newhouse, Marshall	OT	'14	Texas Christian
23	Newman, Terence	CB	'12-14	Kansas State
52	Nicholson, A.J.	LB	'06	Florida State
56	Nickerson, Hardy	LB	'17-19	Illinois
42	Niehoff, Rob	S	'87	Cincinnati
95	Nix, Roosevelt	DE	'92-93	Central State (Ohio)
12	Norseth, Mike	QB	'87-88	Kansas
89	Novak, Jack	TE	'75	Wisconsin
2	Nugent, Mike	K	'10-16	Ohio State

— O —

NO.	NAME	POS.	YRS.	COLLEGE
68	Obrovac, Mike	G/OT	'81-83	Bowling Green
	Ochocinco, Chad (see Chad Johnson)			
98	Odum, Antwan	DE	'08-10	Alabama
12	O'Donnell, Neil	QB	'98	Maryland
72	O'Dwyer, Matt	G	'99-03	Northwestern
92	Ogboju, Eric	DE	'02	Maryland
70	Ogbuehi, Cedric	OT	'15-18	Texas A&M
96	Oglesby, Alfred	DT	'95	Houston
52	Ogletree, Craig	LB	'90	Auburn
65	Ogunjobi, Larry	DT	'21	North Carolina-Charlotte
26	Ohalet, Ifeanyi	S	'05	Southern California
29	Oliver, Louis	S	'94	Florida
24	O'Neal, Deltha	CB	'04-07	California
26	Oriando, Bo	S	'96-97	West Virginia
4	O'Sullivan, J.T.	QB	'09	California, Davis
48	Ott, Tyler	LS	'16	Harvard
81	Owens, Terrell	WR	'10	Tenn.-Chattanooga

— P —

NO.	NAME	POS.	YRS.	COLLEGE
9	Palmer, Carson	QB	'03-10	Southern California
5	Palmer, Jordan	QB	'08-10	Texas-El Paso
74	Park, Ernie	G	'69	McMurry
86	Parker, Carl	WR	'88-89	Vanderbilt
24	Parker, Sirr	CB	'00	Texas A&M
20	Parrish, Lemar	CB/PR/KOR	'70-77	Lincoln
93	Parlen, Ty	DE	'93-95	Arizona
98	Patterson, Elton	DE	'03-04	Central Florida
27	Paul, Tito	CB	'97	Ohio State
64	Payne, Rod	C	'97-98	Michigan
20	Peacock, Elvis	RB	'81	Oklahoma
30	Peerman, Cedric	RB	'10-17	Virginia
46	Peko, Domata	DT	'06-16	Michigan State
9	Pelfrey, Doug	K	'93-99	Kentucky
34	Perine, Samaje	RB	'19-21	Oklahoma
76	Perkins, Kent	OT	'17	Texas
64	Perreault, Pete	G	'68	Boston University
23,26	Perry, Chris	RB/KOR	'04-08	Michigan
31	Perry, Jason	S	'02	North Carolina State
32	Perry, Scott	CB	'76-79	Williams
88	Perry, Tab	WR/KOR	'05-07	UCLA
77	Peters, Frank	OT	'69	Ohio
50	Peterson, Ben	LB/LS	'99	Pittsburg State
53,87	Peterson, Bill	LB	'68-72	San Jose State
4	Pettrey, Aaron	K	'10	Ohio State

10	Philcox, Todd	QB	'90	Syracuse
23,24	Phillips, Darius	CB/PR	'18-21	Western Michigan
30	Phillips, Jess	RB/DB	'68-72	Michigan State
59	Phillips, Ray	LB	'77-78	Nebraska
81,80	Pickens, Carl	WR/PR	'92-99	Tennessee
42	Pickering, Clay	WR	'84-85	Maine
58,97	Pillman, Brian	LB	'84	Miami (Ohio)
81	Pleasant, Marquis	WR	'87	Southern Methodist
61	Poe, Bill	G	'87	Morehead State
99	Pollack, David	LB	'05-07	Georgia
67	Pollak, Mike	G	'13-14	Arizona State
76	Pollard, Trent	G/OT	'94-96	Eastern Washington
35	Poole, Nathan	RB	'79-80	Louisville
13	Pope, Daniel	P	'00	Alabama
24	Pope, Geoffrey	CB	'08-09	Howard
56	Porter, Sean	LB	'13-15	Texas A&M
72,91	Powell, Carl	DE	'03-05	Louisville
9	Powell, Shawn	P	'13	Florida State
57	Pratt, Germaine	LB	'19-21	North Carolina State
36	Pressley, Chris	FB	'10-13	Wisconsin
53	Price, Billy	C/G	'18-20	Ohio State
32	Price, Mitchell	CB/PR	'90-93	Tulane
75,71	Prince, Isaiah	OT	'19-21	Ohio State
60	Pritchard, Ron	LB	'72-77	Arizona State
68	Purefory, Dave	DT	'78	Eastern Michigan
14	Purify, Maurice	WR	'09	Nebraska
97	Purvis, Andre	DT/DE	'97-99	North Carolina

— Q —

NO.	NAME	POS.	YRS.	COLLEGE
89	Query, Jeff	WR	'92-95	Millikin
89	Quinn, Richard	TE	'12	North Carolina

— R —

NO.	NAME	POS.	YRS.	COLLEGE
5	Rackers, Neil	K	'00-02	Illinois
81	Randall, Dennis	DE	'68	Oklahoma State
90	Randall, Kheeston	DT	'13	Texas
27	Randolph, Al	CB	'72	Iowa
20	Randolph, Thomas	CB	'98	Kansas State
25,26,				
34	Ratliff, Keiwan	CB/PR	'04-07,'09-10	Florida
31	Rawls, Thomas	RB	'18	Central Michigan
93	Ray, Wyatt	DE	'21	Boston College
61	Rayam, Tom	G	'92-93	Alabama
3	Rayner, Dave	K	'08	Michigan State
51	Razzano, Rick	LB	'80-84	Virginia Tech
98	Reader, D.J.	DT	'20-21	Clemson
52	Reasons, Gary	LB	'92	Northwestern St. (La.)
11	Reaves, John	QB	'75-78	Florida
62	Redmond, Alex	G	'17-20	UCLA
79	Rehberg, Scott	G/OT	'00-03	Central Michigan
74	Reid, Mike	DT	'70-74	Penn State
71	Reiff, Riley	OT	'21	Iowa
75	Reimers, Bruce	G/OT	'84-91	Iowa State
67	Reinke, Jeff	DE	'87	Mankato State
88	Rembert, Reggie	WR	'91-93	West Virginia
57,53	Rey, Vincent	LB	'10-18	Duke
55	Reynolds, LaRoy	LB	'19	Virginia
70	Rice, Andy	DT	'68-69	Texas Southern
46	Rice, Dan	RB	'87	Michigan
10	Richardson, Kyle	P	'03-04	Arkansas State
68	Richey, Tom	G/OT	'87	Kentucky
72	Ridgle, Elston	DE	'92	Nevada-Reno
87	Riggs, Jim	TE	'87-92	Clemson
66	Riley, Bob	OT	'87	Indiana
13	Riley, Ken	CB	'69-83	Florida A&M
52,64,				
50	Rimington, Dave	C	'83-87	Nebraska
79	Ringo, Christian	DT	'18	Louisiana-Lafayette
55	Rivers, Keith	LB	'08-11	Southern California
52	Roach, Trevor	LB	'15-16	Nebraska
30	Roberts, Terrell	CB	'03-04	Oregon State
98	Robinson, Bryan	DE/DT	'05-07	Fresno State
23	Robinson, Frank	CB	'92	Boise State
81	Robinson, Patrick	WR/PR/KOR	'93	Tennessee State
18	Robinson, Paul	RB/KOR	'68-72	Arizona
66	Robinson, Trevor	C	'12-13	Notre Dame
12	Roby, Courtney	WR	'07	Indiana
79	Rogers, Lamar	DE	'91-92	Auburn
74	Roland, Dennis	OT	'08-13	Georgia
20	Roman, Mark	CB/S	'00-03	Louisiana State
81	Roman, Nick	DE	'70-71	Ohio State
83	Romasko, Dave	TE	'87	Carroll College
94	Romer, Rich	LB	'88-89	Union (N.Y.)
39	Rose, Winston	CB	'20	New Mexico
57	Ross, Adrian	LB	'98-03	Colorado State
89,84	Ross, Dan	TE	'79-83,'85	Northeastern
15,11	Ross, John, III	WR	'17-20	Washington
77	Rourke, Jim	OL	'88	Boston College
3	Rowe, Jeff	QB	'07	Nevada
92	Rucker, Frostee	DE	'06-11	Southern California
95	Rucker, Keith	DT	'94-95	Ohio Wesleyan
88	Russell, Cliff	WR/KOR	'04	Utah
20,38	Russell, KeiVarae	CB	'16-18	Notre Dame
82	Russell, Wade	TE	'87	Taylor
51	Ruud, Tom	LB	'78-79	Nebraska

(Player history — all-time roster, continued)

27	Saffold, Saint	WR	'68	San Jose State
72	St. Clair, Mike	DE	'80-82	Grambling
48	St. Louis, Brad	LS/TE	'00-09	Southwest Missouri St.
96	Sample, Cam	DE	'21	Tulane
89	Sample, Drew	TE	'19-21	Washington
31	Sands, Robert	S	'11-12	West Virginia
65	Santucci, Dan	C	'07-09	Notre Dame
12	Sanu, Mohamed	WR	'12-15	Rutgers
11	Sanzenbacher, Dane	WR	'13-14	Ohio State
77	Sargent, Kevin	OT/G	'92-98	Eastern Washington
5	Savage, Tom	QB	'18	Pittsburgh
98	Savage, Tony	DE	'92	Washington State
23	Sawyer, Corey	CB/PR	'94-98	Florida State
22	Sawyer, Ken	S	'74	Syracuse
50	Schaffer, J.K.	LB	'13-14	Cincinnati
56	Schlegel, Anthony	LB	'07	Ohio State
89	Schobel, Matt	TE	'02-05	Texas Christian
15	Schonert, Turk	QB	'80-85, '87-89	
86	Schreck, Mason	TE	'17-21	Stanford
10	Schroeder, Jay	QB	'93	UCLA
59	Schuh, Jeff	LB	'81-85	Minnesota
59	Schutt, Scott	LB	'87	North Dakota State
28	Scott, Bernard	RB/KOR	'09-13	Abilene Christian
37	Scott, Bill	CB	'68	Idaho
86	Scott, Darnay	WR	'94-01	San Diego State
93	Scott, Greg	DT	'04	Hampton
69	Scott, Niles	DT	'18-19	Frostburg State
74	Scott, Tom	OT	'93	East Carolina
76	Scraftford, Kirk	OT	'90-92	Montana
3	Seibert, Austin	K	'20	Oklahoma
55	Sellers, Lance	LB	'87	Boise State
35	Shade, Sam	S	'95-98	Alabama
90	Shaw, Eric	LB	'92-94	Louisiana Tech
26	Shaw, Josh	CB/S	'15-17	Southern California
68	Shaw, Scott	C	'98	Michigan State
39	Shaw, Sedrick	RB	'99	Iowa
30	Shelby, Willie	RB/KOR/PR	'76-77	Alabama
45	Sheldon, Brady	LB	'19	Ferris State
30	Shelling, Chris	S	'95-96	Auburn
99	Shelvin, Tyler	DT	'21	Louisiana State
23	Sherman, Rod	WR/K	'68	Southern California
64	Shinners, John	G	'73-77	Xavier (Ohio)
11	Shipley, Jordan	WR	'10-11	Texas
99,70	Shirley, Jason	DT/G	'08,'10	Fresno State
59	Shumon, Ron	LB	'78	Wichita State
56	Simmons, Brian	LB	'98-06	North Carolina
96	Simmons, Clyde	DE	'98	Western Carolina
25	Simmons, John	CB/PR/KOR	'81-86	Southern Methodist
22	Simmons, Marcello	CB	'93	Southern Methodist
56	Simpkins, Ron	LB	'80-86	Michigan
89	Simpson, Jerome	WR	'08-11	Coastal Carolina
38	Sims, LeShaun	CB	'20	Southern Utah
90,92	Sims, Pat	DT	'08-12,'15-17	Auburn
84	Sims, Reggie	TE	'87	Northern Illinois
70	Skow, Jim	DE	'86-89	Nebraska
51	Skuta, Dan	LB	'09-12	Grand Valley State
45	Smiley, Tom	RB	'68	Lamar
11	Smith, Akili	QB	'99-02	Oregon
81	Smith, Alex	TE	'13-14	Stanford
71	Smith, Andre	OT	'09-15,'17-19	Alabama
70	Smith, Artie	DE	'94-96	Louisiana Tech
91	Smith, Brad	LB	'93	Texas Christian
94	Smith, Chris	DE	'17	Arkansas
70	Smith, D'Ante	OT	'21	East Carolina
25	Smith, Daryl	CB	'87-88	North Alabama
60	Smith, Dave	OT	'88	Southern Illinois
31,40	Smith, Derron	S	'15-17	Fresno State
31	Smith, Fletcher	CB/S/P	'68-71	Tennessee State
62	Smith, Gary	G	'84	Virginia Tech
76	Smith, Jeff	DE	'87	Earlham College
90	Smith, Justin	DE	'01-07	Missouri
62	Smith, Ken	G	'87	Miami (Ohio)
83	Smith, Kendal	WR	'89-90	Utah State
68	Smith, Ron	DT	'02	Lane College
66,99	Smith, Shaun	DT	'04-06,'09	South Carolina
24	Smith, Tommie	WR	'69	San Jose State
67	Spain, Quinton	G/OT	'20-21	West Virginia
59	Spearman, Armegis	LB	'00-02	Mississippi
52	Spence, Noah	DE	'21	Eastern Kentucky
22	Spencer, Jimmy	CB	'96-97	Florida
51	Spikes, Takeo	LB	'98-02	Auburn
48	Spiller, Phil	S	'68	Los Angeles State
52	Sprotte, Jimmy	LB	'98-99	Arizona
62	Square, Damion	DT	'21	Alabama
83	Staley, Bill	DT	'68-69	Utah
79	Stallings, Ramondo	DE	'94-98	San Diego State
70	Steele, Glen	DT/DE	'98-03	Michigan
84	Stegall, Milt	WR/KOR	'92-94	Miami (Ohio)
65	Steinbach, Eric	G	'03-06	Iowa

69	Stepanovich, Alex	C	'07	Ohio State
75	Stephens, Jamain	OT/TE	'99-02	North Carolina A&T
61	Stephens, Reggie	C	'10	Iowa State
53	Stephens, Santo	LB	'94	Temple
95	Stevens, Larry	LB	'04-05	Michigan
86	Stewart, Tony	TE	'02-06	Penn State
75	Still, Devon	DT	'12-14	Penn State
3	Stitsler, Clint	K	'10	Fresno State
15	Stofa, John	QB	'68-69	Buffalo
96,67	Stubbs, Daniel	DE	'91-93	Miami (Fla.)
72	Su'a-Filo, Xavier	G	'20-21	UCLA
23	Suggs, Shafer	S	'80	Ball State
62	Sulfsted, Alex	OT/G	'04	Miami (Ohio)
19	Sunter, Ian	K	'80	(none)
64,65	Sutherland, Keaton	G	'19-21	Texas A&M
41	Swanson, Terry	P	'69	Massachusetts
66	Szalay, Thatcher	G	'02	Montana

— T —				
NO.	NAME	POS.	YRS.	COLLEGE
71	Tamm, Ralph	G	'91	West Chester
19	Tate, Auden	WR	'18-21	Florida State
19	Tate, Brandon	WR/KOR/PR	'11-15	North Carolina
23	Tate, Rodney	RB	'82-83	Texas
20	Taylor, Craig	RB	'89-91	West Virginia
11	Taylor, Trent	WR	'21	Louisiana Tech
52	Terry, Tim	LB	'97	Temple
22	Thomas, Eric	CB	'87-92	Tulane
78	Thomas, Lee	DE	'73	Jackson State
31	Thomas, Michael J.	S	'21	Stanford
80	Thomas, Mike D.	WR	'20-21	Southern Mississippi
24	Thomas, Sean	CB	'85	Texas Christian
17	Thomas, Speedy	WR	'69-72	Utah
49	Thomason, Jeff	TE	'92-93	Oregon
98,79	Thompson, Brandon	DT	'12-16	Clemson
48	Thompson, Craig	TE	'92-93	North Carolina A&T
12	Thompson, Jack	QB	'79-82	Washington State
24	Thompson, Lamont	S	'02	Washington State
93	Thompson, Mike	NT	'98	Wisconsin
97	Thornton, John	DT	'03-08	West Virginia
83	Thornton, Reggie	WR	'93	Bowling Green
51	Thurman, Odell	LB	'05	Georgia
77	Tigges, Mark	OT	'87	Western Illinois
58,51	Tovar, Steve	LB	'93-97	Ohio State
51	Townsend, Brian	LB	'92	Michigan
25	Trent, Morgan	CB	'09-11	Michigan
59	Truitt, Greg	LS	'94-99	Penn State
84	Trumpy, Bob	TE/WR	'68-77	Utah
96	Tuatalagaloa, Natu	DE	'89-91	California
53	Tumulty, Tom	LB	'96-99	Pittsburgh
91,68	Tupou, Josh	DT	'17-21	Colorado
43	Turner, Clem	RB	'69	Cincinnati
22	Turner, Deacon	RB/KOR	'78-80	San Diego State
35	Turner, Jimmy	CB	'83-86	UCLA
61	Tuten, Melvin	OT/TE	'95-96	Syracuse
84	Tweet, Rodney	WR	'87	South Dakota
17,83	Twynen, Gunnard	WR	'97	Western Illinois

— U —				
NO.	NAME	POS.	YRS.	COLLEGE
81	Utech, Ben	TE	'08-09	Minnesota
87	Uzomah, C.J.	TE	'15-21	Auburn

— V —				
NO.	NAME	POS.	YRS.	COLLEGE
37	Vakapuna, Fui	FB	'09-10	Brigham Young
81	Verser, David	WR/KOR	'81-84	Kansas
59	Vigil, Nick	LB	'16-19	Utah State
78	Vincent, Ted	DT	'78	Wichita State
34	Vinson, Fernandus	S	'91-94	North Carolina State
11	Vitiello, Sandro	K	'80	Massachusetts
67	von Oelhoffen, Kim	NT/DT	'94-99	Boise State

— W —				
NO.	NAME	POS.	YRS.	COLLEGE
26	Wade, Jonathan	CB	'10	Tennessee
63	Wagner, Ray	OT	'82	Kent State
27	Walker, Bracey	S	'94-96	North Carolina
59	Walker, Kevin	LB	'88-92	Maryland
88,83	Walker, Rick	TE	'77-79	UCLA
91	Wallerstedt, Brett	LB	'94-96	Arizona State
10	Walsh, John	QB	'95	Brigham Young
11	Walter, Dave	QB	'87	Michigan Tech
63	Walter, Joe	OT	'85-97	Texas Tech
83	Walter, Kevin	WR	'03-05	Eastern Michigan
75	Walters, Stan	OT	'72-74	Syracuse
32	Walton, Mark	RB	'18	Miami (Fla.)
51	Ward, David	LB	'87	Southern Arkansas
88	Ware, Derek	TE	'95	Central State (Okla.)
16	Warren, Dewey	QB	'68	Tennessee
80	Warrick, Peter	WR/PR	'00-04	Florida State
92	Washington, Adolphus	DT	'18	Ohio State
87	Washington, Kelley	WR	'03-06	Tennessee
41	Washington, Sam	CB	'85	Mississippi Valley St.
22	Washington, Ted	RB	'68	San Diego State

33	Watson, Kenny	RB	'03-08	Penn State
40	Watson, Pete	RB	'72	Tufts
26	Waynes, Trae	CB	'20-21	Michigan State
23	Weatherby, Dennis	CB	'03-04	Oregon State
70	Weaver, Emanuel	NT	'82-83	South Carolina
23	Webb, B.W.	CB	'19	College of William & Mary
73	Webb, Richmond	OT	'01-02	Texas A&M
52	Webster, Nate	LB	'04-05	Miami (Fla.)
79	Wells, Dana	NT	'89	Arizona
15	Wells, Mike	QB	'77	Illinois
3	Wenning, Keith	QB	'15	Ball State
82	Westbrook, Michael	WR	'02	Colorado
63	Westerman, Christian	G	'16-18	Arizona State
88	Whalen, Ryan	WR	'11-13	Stanford
37	Wheeler, Leonard	CB	'92-96	Troy State
86	White, Andre	TE	'68	Florida A&M
51	White, Leon	LB	'86-91	Brigham Young
26,47	White, Marvin	S	'07-08,'10	Texas Christian
63	White, Mike	DT	'79-80	Albany State (Ga.)
39	White, Sheldon	CB	'93	Miami (Ohio)
83	White, Sherman	DE	'72-75	California
55	Whiteside, Keyon	LB	'03	Tennessee
75	Whitley, Wilson	DT	'77-82	Houston
70	Whitten, Bobby	OT	'81	Kansas
97	Whittington, Bernard	DT/DE	'01-02	Indiana
77	Whitworth, Andrew	OT/G	'06-16	Louisiana State
41	Wilcots, Solomon	S/CB	'87-90	Colorado
84	Wilcox, Mitchell	TE	'21	South Florida
4,12	Wilhelm, Erik	QB	'89-91,'93-97	Oregon State
64	Wilkerson, Ben	C	'05-06	Louisiana State
55	Wilkins, Marcus	LB	'04-06	Texas
99	Wilkinson, Dan	DT/DE	'94-97	Ohio State
94	Williams, Alfred	LB/DE	'91-94	Colorado
63	Williams, Bobbie	G	'04-11	Arkansas
31	Williams, Darryl	S	'92-95,'00-01	Miami (Fla.)
69	Williams, DeShawn	DT	'16	Clemson
43	Williams, Ed	RB	'74-75	Langston
84	Williams, Gary	WR	'84	Ohio State
39	Williams, Jarveon	RB	'17	Texas-San Antonio
33	Williams, Jim	DE	'69	Alcorn State
73	Williams, Jonah	OT	'19-21	Alabama
40	Williams, Madieu	S/CB	'04-07	Maryland
6	Williams, Monk	WR	'68	Arkansas AM&N
Williams, Nick (changed name: see Nick Luchey)				
12	Williams, Pooka, Jr.	WR	'21	Kansas
57	Williams, Reggie	LB	'76-89	Dartmouth
31	Williams, Roy	S	'09-10	Oklahoma
36,40	Williams, Shawn	S	'13-20	Georgia
87	Williams, Stepfret	WR	'98	Northeast Louisiana
94	Williams, Tony	DT	'01-04	Memphis
32	Williams, Trayveon	RB	'19-21	Texas A&M
71	Williams, Xavier	DT	'20	Northern Iowa
15	Willis, Damion	WR	'19	Troy
33	Willis, Fred	RB	'71-72	Boston College
75	Willis, Jordan	DE	'17-18	Kansas State
40	Wilson, Brandon	S/KOR	'17-21	Houston
27	Wilson, Gibril	S	'10-11	Tennessee
46	Wilson, Joe	RB	'73	Holy Cross
55	Wilson, Logan	LB	'20-21	Wyoming
67	Wilson, Mike	OT/RB	'69-70	Dayton
77	Wilson, Mike	OT	'78-85	Georgia
35	Wilson, Quincy	RB	'06-07	West Virginia
55,57	Wilson, Reinard	LB/DE	'97-02	Florida State
32	Wilson, Stanley	RB	'83-84,'86,'88	Oklahoma
83	Winans, Tydus	WR	'96	Fresno State
73	Winston, Eric	OT	'14-17	Miami (Fla.)
60	Withycombe, Mike	OT	'91-92	Fresno State
30,31	Woods, Ickey	FB	'88-91	Nevada-Las Vegas
47	Worley, Chris	LB	'18	Ohio State
95	Wren, Renell	DT	'19-21	Arizona State
2	Wright, Anthony	QB	'06	South Carolina
49	Wright, Dana	RB	'87	Findlay
75	Wright, Ernie	OT	'68-71	Ohio State
86	Wright, James	WR	'14-16	Louisiana State
42	Wright, Lawrence	S	'97,'99	Florida
14	Wyche, Sam	QB	'68-70	Furman
72	Wynn, Kerry	DE	'19	Richmond

— X —				
NO.	NAME	POS.	YRS.	COLLEGE
(none)				

— Y —				
NO.	NAME	POS.	YRS.	COLLEGE
84	Yeast, Craig	WR/PR	'99-00	Kentucky

— Z —				
NO.	NAME	POS.	YRS.	COLLEGE
91	Zander, Carl	LB	'85-91	Tennessee
68	Zeitler, Kevin	G	'12-16	Wisconsin
45	Zellars, Ray	FB	'98	Notre Dame
90	Zettl, Anthony	DE	'19	Penn State

PLAYER HISTORY — UNIFORM NUMBERS

This all-time uniform numbers list is organized in chronological order for each number.

Generally, this list credits a player for having ownership of a uniform number for an entire season, even if he was with the team for only part of that season. However, game-by-game breakdowns within seasons are provided if (1) a player changed his uniform number during a season, or (2) more than one player was assigned the same number in the same season.

Numbers in parentheses behind players' names denote other uniform numbers assigned to those players during their careers with the Bengals.

No. 1	
NAME	YEARS
Ja'Marr Chase	2021

No. 2	
NAME	YEARS
Anthony Wright	2006
Mike Nugent	2010-16
Evan McPherson	2021

No. 3	
NAME	YEARS
Jim Breech (10)	1985-92
Jon Kitna	2001-05
Jeff Rowe	2007
Dave Rayner	2008
Clint Stitser	2010
Josh Brown	2012
Zoltan Mesko	2013
Keith Wenning	2015
Marshall Koehn	2017
Austin Seibert	2020
Elliott Fry	2021

No. 4	
NAME	YEARS
Erik Wilhelm (12)	1991, '93-97
Scott Covington	1999-2001
Casey Bramlet	2004
J.T. O'Sullivan	2009
Aaron Pettrey	2010
Randy Bullock	2016-20

No. 5	
NAME	YEARS
Jeff Hayes	1986
Neil Rackers	2000-02
Jordan Palmer	2008-10
AJ McCarron	2014-17
Tom Savage	2018
Ryan Finley	2019-20

No. 6	
NAME	YEARS
Monk Williams	1968
Brad Costello	1998-99
Shane Matthews	2003
Craig Krenzel	2005
Jeff Driskel	2016-19
Jake Browning	2021

No. 7	
NAME	YEARS
Boomer Esiason	1984-92
David Klingler (15)	1993-95
Boomer Esiason	1997
Bruce Gradkowski	2011-12
Jake Dolegala	2019
Kevin Hogan	2020

No. 8	
NAME	YEARS
Jeff Blake	1994-99
Nick Harris	2001-03
Dan LeFevour	2010
Josh Johnson	2013
Brandon Allen	2020-21

No. 9	
NAME	YEARS
Massimo Manca	1987
Doug Pelfrey	1993-99
Carson Palmer	2003-10
Shawn Powell	2013
Joe Burrow	2020-21

No. 10	
NAME	YEARS
Eric Crabtree	1969-71
Chris Bahr	1976-79
Jim Breech (3)	1980-84
Greg Horne	1987
Todd Philcox	1990
Jay Schroeder	1993
John Walsh	1995
Paul Justin	1998
Will Brice	1999
Travis Dorsch	2002
Kyle Richardson	2003-04
Reggie McNeal	2006
Marcus Maxwell	2007-08
Kevin Huber	2009-21

No. 11	
NAME	YEARS
Dale Livingston	1968-69
Virgil Carter	1970-73
Wayne Clark	1974
John Reaves	1975-78
Sandro Vitiello	1980
Mike Ford	1982
Jeff Christensen	1983
Bryan Clark	1984
Doug Gaynor	1986
Dave Walter	1987
Lee Johnson	1988-98
Akili Smith	1999-2002
Doug Johnson	2006
Ryan Fitzpatrick	2007-08
Laveranues Coles	2009
Jordan Shipley	2010-11
Dane Sanzenbacher	2013-14
Greg Little (88)	2015
Brandon LaFell	2016-17
John Ross III (15)	2019-20
Trent Taylor	2021

No. 12	
NAME	YEARS
Greg Cook	1969-74
Jack Thompson	1979-82
Mike Norseth	1987-88
Erik Wilhelm (4)	1989-90
Donald Hollas	1991-94
Kerry Joseph	1996
Neil O'Donnell	1998
Gus Frerotte	2002
Courtney Roby	2007
Quan Cosby	2009-10
Mohamed Sanu	2012-15
Alex Erickson	2016-20
Pooka Williams	2021

No. 13	
NAME	YEARS
Ken Riley	1969-83
Daniel Pope	2000

No. 14	
NAME	YEARS
Sam Wyche	1968-70
Ken Anderson	1971-86
Maurice Purify	2009
Andy Dalton	2011-19

No. 15	
NAME	YEARS
John Stofa	1968-69
Dave Lewis	1970-73
Mike Wells	1977
Turk Schonert	1980-85, '87-89
David Klingler (7)	1992
Eric Kresser	1997-99
Chris Henry	2005-09
Mario Alford	2015
John Ross III (11)	2017-18
Damion Willis	2019

No. 16	
NAME	YEARS
Dewey Warren	1968
Horst Muhlmann	1969-74
Rob Hertel	1978
Ben Bennett	1987
Glenn Holt	2006-08
Andrew Hawkins	2011-13
Cody Core	2016-18
Pharoh Cooper	2019 (Games 1-2)
Trenton Irwin	2019 (Game 16), '20-21

No. 17	
NAME	YEARS
Speedy Thomas	1969-72
Mike Ernst	1973-74
Scott Fullhage	1987-88
Gunnard Twyner (83)	1997 (Game 1)
Shayne Graham	2003-09
Jason Campbell	2014
Stanley Morgan	2019-21

No. 18	
NAME	YEARS
Paul Robinson	1968-71, '72 (Games 1-6)
Charlie Joiner	1972 (Games 7-14), '73-75
Adrian Breen	1987
Jim Gallery	1989
Thomas Bailey	1995
Skyler Green	2007
A.J. Green	2011-20

No. 19	
NAME	YEARS
Essex Johnson	1968-75
Ian Sunter	1980
Jeff Hill (84)	1994, '95 (Game 1)
Scott Mitchell	2000-01
Kyle Larson	2004-08
Brandon Tate	2011-15
Auden Tate	2018-21

No. 20	
NAME	YEARS
Bobby Hunt	1968-69
Lemar Parrish	1970-77
Elvis Peacock	1981
Ray Horton	1983-88
Craig Taylor	1989-91
Garrison Hearst	1996
Thomas Randolph	1998
Ty Howard	1999
Mark Roman	2000-03
Tory James (26)	2004-06
David Jones	2007-09
Reggie Nelson	2010-15
KeiVarae Russell (38)	2016 (Games 3-16), '17-18
Tory McTyer	2019-20
Eli Apple	2021

No. 21	
NAME	YEARS
Paul Dunn	1970
Melvin Morgan	1976-78
Jim Browner	1979-80
Oliver Davis	1981-82
James Brooks	1984-91
Ryan Benjamin	1993
Eric Bieniemy	1995-98
Rico Clark	1999 (Games 1-14)
Tom Carter	1999 (Games 15-16), 2000-01
Jeff Burris	2002-03
Rashad Bauman	2004-06
Simeon Castille	2008
Brandon Ghee	2010-13
Darqueze Dennard	2014-19
Mackensie Alexander	2020
Mike Hilton	2021

No. 22	
NAME	YEARS
Ted Washington	1968
Ken Sawyer	1974
Deacon Turner	1978-80
James Griffin	1983-85
Eric Thomas	1987-92
Marcello Simmons	1993
Jimmy Spencer	1996-97
Rodney Heath	1999-2001
Kim Herring	2004-05
Johnathan Joseph	2006-10
Nate Clements	2011-12
Curtis Marsh	2013
William Jackson III	2016-20
Chidobe Awuzie	2021

No. 23	
NAME	YEARS
Rod Sherman	1968
Al Coleman	1969-71
Bernard Jackson	1972-76
Shafer Suggs	1980
Rodney Tate	1982-83
Marc Logan (29)	1988
Frank Robinson	1992
Corey Sawyer	1994-98
Robert Bean (49)	2001
Dennis Weathersby	2003-04
Chris Perry (26)	2005-08
Jeremi Johnson (31)	2009
Fred Bennett	2010
Kelly Jennings	2011
Terence Newman	2012-14
Chykie Brown	2016
Brian Hill	2017
Darius Phillips (24)	2018
B.W. Webb	2019
Darius Phillips (24)	2020-21

No. 24	
NAME	YEARS
Tommie Smith	1969
Ernie Kellermann	1972
Marvin Cobb	1975-79
Clarence Chapman	1980-81
Sean Thomas	1985
Lewis Billups	1986-91
Alan Grant	1993
Roger Jones	1994-96
Ric Mathias	1998-99
Sir Parker	2000
Lamont Thompson	2002
Deltha O'Neal	2004-07
Geoffrey Pope	2008-09
Adam Jones	2010-17
Darius Phillips (23)	2019
Vonn Bell	2020-21

No. 25	
NAME	YEARS
Chip Myers	1969-76
Tony Davis (35)	1977-78
John Simmons	1981-86
Daryl Smith	1987-88
Rod (Roderick) Jones	1990-96
Charles Fisher	1999-2000
Ligarius Jennings	2001-02
Keiwan Ratliff (26, 34)	2004-07
Jamar Fletcher	2008
Morgan Trent	2009-11
Jason Allen	2012
Giovani Bernard	2013-20
Chris Evans	2021

No. 26	
NAME	YEARS
Jack Gehrke	1969
Jim Harris	1971
Reece Morrison	1972-73
Charlie Davis	1974-75
Bobby Kemp	1981-86
Leonard Bell	1987
Bo Orlando	1996-97
Cory Hall	1999-2002
Tory James (20)	2003
Chris Perry (23)	2004
Ifeanyi Ohalet	2005
Marvin White (47)	2007-08
Keiwan Ratliff (25, 34)	2009
Jonathan Wade	2010
Taylor Mays	2011-14
Josh Shaw	2015-17
Greg Mabin	2019
Trae Waynes	2020-21

No. 27	
NAME	YEARS
Saint Saffold	1968
Ken Dyer	1969-71
Al Randolph	1972
Ricky Davis	1975
Bryan Hicks	1980-84
Barney Bussey	1986-92
Lance Gunn	1993
Bracey Walker	1994-96
Tito Paul	1997
Artrell Hawkins	1998-2003
Greg Brooks	2004-06
DeDe Dorsey	2007-08
Larry Johnson	2009
Gibril Wilson	2010-11
Dre Kirkpatrick	2012-19
Tony Brown	2020

(Uniform numbers, continued)

No. 28

NAME	YEARS
John Guillory.....	1969-70
Scott Burk.....	1979
Cleotha Montgomery.....	1980
Larry Kinnebrew.....	1983-87
Harold Green.....	1990-95
Corey Dillon.....	1997-2003
Dexter Jackson.....	2006-08
Bernard Scott.....	2009-13
Troy Hill.....	2015
Joe Mixon.....	2017-21

No. 29

NAME	YEARS
Jim Johnson.....	1969
Sandy Durko.....	1970-72
Lyle Blackwood.....	1973-75
Vaughn Lusby.....	1979
Marc Logan (23).....	1987
Rickey Dixon.....	1988-92
Louis Oliver.....	1994
Jeff Cothran (46).....	1996
Kelvin Moore.....	1998-99
Curtis Keaton.....	2000-01
Leon Hall.....	2007-15
Tony McRae.....	2017-19
Nick McCloud.....	2021 (Games 1-8)
Vernon Hargreaves.....	2021 (Games 9-17 and playoffs)

No. 30

NAME	YEARS
Jess Phillips.....	1968-72
Willie Shelby.....	1976-77
Dick Jauron.....	1978-81
Bill Johnson.....	1985-87
Ikkey Woods (31).....	1988 (Games 9-16 and playoffs), '89-91
R.J. Kors.....	1993
Chris Shelling.....	1995-96
Anthone Lott.....	1997 (Games 1-7)
Cory Gilliard.....	1997 (Games 15-16)
Nick Luchey (formerly Nick Williams).....	1999-2002
Terrell Roberts.....	2003-04
Nick Luchey (formerly Nick Williams).....	2005
Cedric Peerman.....	2010-17
Jessie Bates III.....	2018-21

No. 31

NAME	YEARS
Fletcher Smith.....	1968-71
Jerry Anderson.....	1977
Ralph Battle.....	1984
Lee Davis.....	1985
Gary Hunt.....	1987
Ikkey Woods (30).....	1988 (Games 1-8)
Richard Fain.....	1991
Darryl Williams.....	1992-95
Greg Myers.....	1996-99
Darryl Williams.....	2000-01
Jason Perry.....	2002
Jeremi Johnson (23).....	2003-08
Roy Williams.....	2009-10
Robert Sands.....	2011-12
Derron Smith (40).....	2016-17
Thomas Rawls.....	2018
Michael J. Thomas.....	2021

No. 32

NAME	YEARS
Bob Jones.....	1973-74
Scott Perry.....	1976-79
Stanley Wilson.....	1983-84, '86
Nate Borders.....	1987
Stanley Wilson.....	1988
Mitchell Price.....	1990-92, '93 (Games 1-4)
Ron Carpenter.....	1993 (Games 9-16)
Ki-Jana Carter.....	1995-99
Rudi Johnson.....	2001-07
Cedric Benson.....	2008-11
John Conner.....	2012
Chris Crocker (33, 42).....	2013
Jeremy Hill.....	2014-17
Mark Walton.....	2018
Trayveon Williams.....	2019-21

No. 33

NAME	YEARS
Jim Williams.....	1969
Kenny Graham.....	1970
Fred Willis.....	1971-72
Stan Fritts.....	1975-76
John Farley.....	1984
David Fulcher.....	1986-92
Steve Broussard.....	1994
Ashley Ambrose.....	1996-98
JoJuan Armour.....	1999-2002
Kenny Watson.....	2003-08
Chris Crocker (32, 42).....	2012
Rex Burkhead.....	2013-16
Tra Carson (39).....	2017-18
Sean Davis.....	2021 (Games 2-3)
Tre Flowers.....	2021 (Games 6-17 and playoffs)

No. 34

NAME	YEARS
Ken Herock.....	1968
Neal Craig.....	1971-73
Louis Breeden.....	1978-87
Ellis Dillahunt.....	1988
Richard Carey.....	1989
Fernandus Vinson.....	1991-94
Tremain Mack.....	1997-2000
Kevin Kaesviharn.....	2001-06
Clifton Dawson.....	2007
Kyries Hebert.....	2008-09
Keiwan Ratliff (25, 26).....	2010
Daniel Herron.....	2012
Samaje Perine.....	2019-21

No. 35

NAME	YEARS
Mike Haffner.....	1971
Boobie Clark (42).....	1973
Tony Davis (25).....	1976
Nathan Poole.....	1979-80
Jimmy Turner.....	1983-86
Chris Barber.....	1987-89
Antoine Bennett.....	1991-92
Sam Shade.....	1995-98
Michael Basnight (38).....	2000
James Lynch.....	2004
Quincy Wilson.....	2006-07
Davontae Harris.....	2018
Jalen Davis (37).....	2021

No. 36

NAME	YEARS
Lenvil Elliott.....	1973-78
Jo-Jo Heath.....	1980
Jim Hargrove.....	1981
Stanford Jennings.....	1984-90
Ostelt Miles.....	1992-93
James Joseph.....	1995
Brandon Bennett.....	1998-2003
John Busing (40).....	2006-07
Reagan Maul'a.....	2008
Chris Pressley.....	2010-13
Shawn Williams (40).....	2014-20

No. 37

NAME	YEARS
Bill Scott.....	1968
Tommy Casanova.....	1972-77
Robert Jackson.....	1981-87, '89
Leonard Wheeler.....	1992-96
Roosevelt Blackmon.....	1998-99
Reggie Myles.....	2002-05
Fui Vakapuna.....	2009-10
Chris Lewis-Harris.....	2012-16
Jalen Davis.....	2020
Ricardo Allen.....	2021

No. 38

NAME	YEARS
Estes Banks.....	1968
Steve Conley.....	1972
Champ Henson.....	1975
Mike Dingle.....	1991-92
Jason Burns.....	1995
Michael Basnight (35).....	1999
KeiVarae Russell (20).....	2016 (Game 2)
LeShaun Sims.....	2020

No. 39

NAME	YEARS
Pat Franklin.....	1987
Sheldon White.....	1993
Sedrick Shaw.....	1999
James Johnson.....	2008
Onterio McCalebb.....	2014
Tra Carson (33).....	2016
Jarveon Williams.....	2017
Winston Rose.....	2020
John Brannon.....	2021

No. 40

NAME	YEARS
Ron Lamb.....	1968-71
Pete Watson.....	1972
Charles Alexander.....	1979-85
David McCluskey.....	1987
John Holifield.....	1988-89
Myron Bell.....	1998-99
Madieu Williams.....	2004-07
John Busing (36).....	2008
Brian Leonard.....	2009-12
Shawn Williams (36).....	2013
Derron Smith (31).....	2015
Brandon Wilson.....	2017-21

No. 41

NAME	YEARS
White Graves.....	1968
Terry Swanson.....	1969
Dave Green.....	1974-75
Sam Washington.....	1985
Solomon Wilcotts.....	1987-90
Joe King.....	1991
Forey Duckett.....	1994 (Games 1-2)
Adrian Hardy (45).....	1994 (Game 3)
Scottie Graham.....	1997
Lorenzo Neal.....	2001-02
Chris Edmonds (53, 87).....	2003
Patrick Body.....	2005
Chinedum Ndukwe.....	2007-10
Trayvon Henderson.....	2018-21

No. 42

NAME	YEARS
Warren McVea.....	1968
Boobie Clark (35).....	1974-78
Mike Fuller.....	1981-82
Clay Pickering.....	1984-85
Rob Niehoff.....	1987
Eric Ball.....	1989-94
Lawrence Wright.....	1997, '99
Chris Carter.....	2000-01
LaVar Glover.....	2002
Anthony Mitchell.....	2004-06
Chris Crocker (32, 33).....	2008-11
BenJarvus Green-Ellis.....	2012-13
Clayton Fejedelem.....	2016-19

No. 43

NAME	YEARS
Curt Frazier.....	1968
Clem Turner.....	1969
Ed Williams.....	1974-75
Mark Johnson.....	1987
Mike Brim.....	1993-95
Kirk McMullen.....	2001
Ethan Kilmer.....	2006-08
Tom Nelson.....	2009-10
George Iloka.....	2012-17

No. 44

NAME	YEARS
Rex Keeling.....	1968
Doug Dressler.....	1970-74
Ray Griffin.....	1978-84
Aaron Manning.....	1987
Derrick Fenner.....	1992-94
Brian Milne.....	1996-99
Marquand Manuel.....	2002-03
Herana-Daze Jones.....	2006-07, '08 (Games 1-9)
Mike Doss.....	2008 (Games 14-16)
Rico Murray.....	2009-11
Tony Dye.....	2012-13
Jake Fisher (74).....	2015 (Game 16 and playoff)
Darius Hodge.....	2021 (Games 1-8)
Clay Johnston.....	2021 (Games 10-17 and playoffs)

No. 45

NAME	YEARS
Tom Smiley.....	1968
Archie Griffin.....	1976-83
Carl Carter.....	1990
Wayne Haddix.....	1991
Adrian Hardy (41).....	1994 (Games 4-16), '95
Ty Douthard.....	1997
Michael Blair.....	1998 (Games 5-9)
Ray Zellars.....	1998 (Games 14-16)
Rogers Beckett.....	2003-04
Jeromy Miles.....	2010-13
Malik Jefferson.....	2018
Brady Sheldon.....	2019

No. 46

NAME	YEARS
Joe Wilson.....	1973
Pete Johnson.....	1977-83
Dan Rice.....	1987
Jeff Cothran (29).....	1994-95
Cliff Groce.....	1999-2000
Blue Adams.....	2007
Daniel Coats (86).....	2008 (Games 9-16)
Clark Harris.....	2009-21

No. 47

NAME	YEARS
Charlie King.....	1968-69
Greg Bright.....	1980-81
Steve Maidlow.....	1983-84
David Frisch (83).....	1993
Corey Lynch.....	2008
Marvin White (26).....	2010
P.J. Dawson.....	2015-16
Chris Worley.....	2018
Keandre Jones.....	2020-21

No. 48

NAME	YEARS
Phil Spiller.....	1968
Andy Gibler.....	1983
John Garrett.....	1989
Craig Thompson.....	1992-93
Brad St. Louis.....	2000-09
Tyler Ott.....	2016
Austin Calitro.....	2021

No. 49

NAME	YEARS
Guy Frazier (58).....	1981-83, '84 (Games 1-3, 5)
Dana Wright.....	1987
Jeff Thomason.....	1992-93
Robert Bean (23).....	2000
Darius Hill.....	2009
Joe Bachie.....	2021

No. 50

NAME	YEARS
Bernard Erickson.....	1968
Tom DeLeone.....	1972-73
Vic Koegel.....	1974
Glenn Cameron.....	1975-85
Dave Rimington (52, 64).....	1986-87
James Francis.....	1990-98
Ben Peterson.....	1999
Riall Johnson.....	2001-03
Larry Moore.....	2004-05
Ahmad Brooks (55).....	2006
Jim Maxwell (58).....	2007* (Games 12-16)
Eric Henderson.....	2007-08*
Jonathan Luigs.....	2009
J.K. Schaffer.....	2013-14
A.J. Hawk.....	2015
Jordan Evans.....	2017-21

*NOTE: Maxwell and Henderson both were assigned uniform No. 50 for Games 12-16 of 2007. At the time, however, only Maxwell was on the active roster. Henderson was on the Reserve/Injured list.

No. 51

NAME	YEARS
Ken Avery.....	1969-74
Chris Devlin.....	1975-77, '78 (Game 1)
Tom Ruud.....	1978 (Games 9-16), '79
Rick Razzano.....	1980-84
Tom Dinkel (52).....	1985
Leon White.....	1986, '87 (Games 1-2)
David Ward.....	1987 (Games 3-5)
Leon White.....	1987 (Games 6-15), '88-91
Brian Townsend.....	1992
Steve Tovar (58).....	1993-94
Gerald Dixon.....	1996-97
Takeo Spikes.....	1998-2002
Kevin Hardy.....	2003-04
Odell Thurman.....	2005
Corey Mays.....	2007-08
Dan Skuta.....	2009-12
Jayson DiManche.....	2013-14
Chris Carter (56).....	2015
Kevin Minter.....	2017
Brandon Bell (52).....	2018
Markus Bailey.....	2020-21

(Uniform numbers, continued)

No. 52	
NAME	YEARS
John Matlock (57)	1968 (Games 1-2)
Paul Elzey	1968 (Games 10-14)
Tim Buchanan	1969
Doug Adams	1971-74
Brad Cousino	1975
Tom Dinkel (51)	1978-83
Dave Rimington (50, 64)	1984-85
Tom Flaherty	1987
Craig Ogletree	1990
Gary Reasons	1992
James Logan	1995 (Games 7-8)
Randy Neal	1995-96 (Games 12-16)
Tim Terry	1997
Jimmy Spottle	1998-99
Dwayne Levels	2003
Nate Webster	2004-05
A.J. Nicholson	2006
Lemar Marshall	2007
Abdul Hodge	2008-09
Dontay Moch	2011-12
Nico Johnson	2014
Trevor Roach	2015-16
Brandon Bell (51)	2017
Preston Brown	2018-19
Noah Spence	2021

No. 53	
NAME	YEARS
John Neidert	1968
Bill Peterson (87)	1969-72
Bo Harris	1975-82
Leo Barker	1984-91
Santo Stephens	1994
Tom Tumulty	1996-99
Chris Edmonds (41, 87)	2001
Khalid Abdullah	2003-04
Eric Ghiaciu	2005-08
Rashad Jeanty (93)	2009
Vincent Rey (57)	2010
Thomas Howard	2011-12
Michael Boley	2013
Marquis Flowers	2014-16
Billy Price	2018-20

No. 54 *	
NAME	YEARS
Bob Johnson	1968-79
*NOTE: Bob Johnson's No. 54 is the Bengals' only retired uniform number.	

No. 55	
NAME	YEARS
Frank Buncom	1968
Jim LeClair	1972-83
Ed Brady	1986, '87 (Games 1-2)
Lance Sellers	1987 (Games 3-5)
Ed Brady	1987 (Games 6-15), '88-91
Randy Kirk	1992-93
John Johnson	1994
Andre Collins	1995-97
Reinard Wilson (57)	1998-2002
Keyon Whiteside	2003 (Games 1-6)
Frank Chamberlin	2003 (Games 12-16), '04*
Marcus Wilkins	2004-06*
Ahmad Brooks (50)	2007
Keith Rivers	2008-11
Vontaze Burfict	2012-18
LaRoy Reynolds	2019
Logan Wilson	2020-21
*NOTE: Chamberlin and Wilkins both were assigned uniform No. 55 for the entire 2004 season. At the time, however, only Wilkins was on the active roster. Chamberlin was on the Reserve/Injured list.	

No. 56	
NAME	YEARS
Mike Hibler	1968
Tim Kearney	1972-74
Tom DePaso	1978
Ron Simpkins	1980-86
Toney Catchings	1987
Ricardo McDonald	1992-97
Brian Simmons	1998-2006
Anthony Schlegel	2007
Darryl Blackstock	2008
Rodrick Muckelroy	2010-12
Sean Porter	2013-15*
Chris Carter (51)	2014*
Karlos Dansby	2016
Hardy Nickerson	2017-19
Josh Byrnes	2020
*NOTE: Porter and Carter both were assigned uniform No. 56 for Games 13-16 and the Wild Card Playoff of 2014. At the time, however, only Carter was on the active roster. Porter was on the Reserve/Injured list.	

No. 57	
NAME	YEARS
John Matlock (52)	1968 (Games 3-14)
Ed Harmon	1969
Evan Joltiz	1974
Reggie Williams	1976-89
Bernard Clark	1990-91
Ray Bentley	1992
Kevin Jefferson	1994-95
Reinard Wilson (55)	1997
Adrian Ross	1998-2003
Hannibal Navies	2005
Andre Frazier	2006, '07 (Games 1-2)
Dhani Jones	2007 (Games 3-16), '08-10
Vincent Rey (53)	2011-18
Germaine Pratt	2019-21

No. 58	
NAME	YEARS
Al Beauchamp	1968-75
Blair Bush	1978-82
Brian Pillman (97)	1984 (Games 1-3)
Guy Frazier (49)	1984 (Game 4)
Brian Pillman (97)	1984 (Game 5)
Guy Frazier (49)	1984 (Games 6-16)
Joe Kelly	1986, '87 (Games 1-2)
Sam Manos	1987 (Games 3-5)
Joe Kelly	1987 (Games 6-15), '88-89
Alex Gordon	1991-93
David Braxton	1994
Steve Tovar (51)	1995-97
Jay Leeuwenburg	1999
Marc Megna	2000
Jevon Langford (94)	2001
Caleb Miller	2004-07
Victor Hobson	2008 (Games 13-14)
Jim Maxwell (50)	2008 (Games 15-16)
Rey Maualuga	2009-16
Carl Lawson	2017-20

No. 59	
NAME	YEARS
Larry Ely	1970-71
Ray Phillips	1977, '78 (Games 1-3)
Ron Shumon	1978 (Games 4-16)
Howie Kurnick	1979-80*
Andrew Melontree	1980*
Jeff Schuh	1981-85
Scott Schult	1987
Kevin Walker	1988-92
Karmeleayah McGill	1993
Greg Truitt	1994-99
Armegis Spearman	2000-02
Landon Johnson	2004-07
Brandon Johnson	2008-11
Emmanuel Lamur	2012-15
Nick Vigil	2016-19
Akeem Davis-Gaither	2020-21
*NOTE: Kurnick and Melontree both were assigned uniform No. 59 for the entire 1980 season. At the time, however, only Melontree was on the active roster. Kurnick was on the Reserve/Non-Football Injury list.	

No. 60	
NAME	YEARS
Ron Pritchard	1972-77
Blake Moore	1980-83
Dave Smith	1988
Mike Brennan	1990, '91 (Games 1-3)
Mike Withycombe	1991 (Games 14-16), '92
Chuck Bradley	1993
Eric Moore	1994
Rod (Rodrek) Jones	1996-2000
Reggie Coleman	2002
Langston Moore	2004
Andrew Crumme	2008
Otis Hudson	2011
T.J. Johnson	2014-17
Michael Jordan	2019-20

No. 61	
NAME	YEARS
Jerry Boyarsky	1982-85
Bill Poe	1987 (Games 3-5)
Doug Aronson	1987 (Games 10-12)
Tom Rayam	1992-93
Melvin Tuten	1995-96
Tony Coats	1999
Reggie Stephens	2010
Russell Bodine	2014-17
B.J. Finney	2020

No. 62	
NAME	YEARS
Dave Lapham	1974-83
Gary Smith	1984
Ken Smith	1987
Jon Melander	1992
Todd Kalis	1995
Brock Gutierrez	1996-2002
Alex Sulsted	2004
Nate Livings	2008-11
Jeff Faine	2012
Alex Redmond	2017-20
Damion Square	2021

No. 63	
NAME	YEARS
Guy Dennis	1969-72
Greg Fairchild	1976-77
Mike White	1979-80
Ray Wagner	1982
Joe Walter	1985-97
Mike Goff	1998-2003
Bobbie Williams	2004-11
Christian Westerman	2016-18
Shaq Calhoun	2020
Trey Hill	2021

No. 64	
NAME	YEARS
Pete Perreault	1968
Justin Canale	1969
John Shinnars	1973-77
Bill Glass	1980
Dave Rimington (50, 52)	1983
Bruce Kozerski	1984-95
Rod Payne	1997-98
Ben Wilkerson	2005-06
Kyle Cook	2008-13
John Jerry	2019
Keaton Sutherland (65, 74)	2021

No. 65	
NAME	YEARS
Bill Kindricks	1968
Wayne McClure (66)	1970
Maully Moore	1975
Max Montoya	1979-89
Mike Arthur	1991-92
Darrick Brilz	1994-98
John Jackson	2000-01
Eric Steinbach	2003-06
Dan Santucci	2007-09
Clint Boling	2011-18
Keaton Sutherland (64, 74)	2020
Larry Ogunjobi	2021

No. 66	
NAME	YEARS
Wayne McClure (65)	1968
Bill Bergey	1969-73
Mark Donahue	1978-79
Jim Hannula	1983
Bob Riley	1987
Dan Jones	1993-95
Ken Blackman	1996-99
Thatcher Szalay	2002
Shaun Smith (99, 96)	2005-06
Evan Mathis	2008-10
Mike McGlynn	2011
Trevor Robinson	2012-13
Trey Hopkins (73)	2014 (Games 13-16 and playoffs), '16-21

No. 67	
NAME	YEARS
Mike Wilson	1969-70
Gary Burley	1975-83
David Douglas	1986, '87 (Games 1-2)
Jeff Reinke	1987 (Game 3)
David Douglas	1987 (Games 6-15), '88
Daniel Stubbs (96)	1991, '92 (Games 1-4)
Kimo von Oelhoffen	1994-99
Jerry Fontenot	2004
Mike Pollak	2013-14
John Miller	2019
Quinton Spain	2020-21

No. 68	
NAME	YEARS
Dave Middendorf	1968-69
Steve Lawson	1971-72
Bill Kollar	1974-76
Dave Purefory	1978
Mike Obrovac	1981-83
Tom Richey	1987
Paul Jetton	1989-91
Donnell Johnson (99)	1993 (Games 4-16)
Dave Cadigan	1994
Scott Shaw	1998
Ron Smith	2002
Jonathan Fanene	2005-11
Kevin Zeitler	2012-16
Josh Tupou (91)	2017
Bobby Hart	2018-20
Josh Tupou (91)	2021

No. 69	
NAME	YEARS
Sherrill Headrick	1968
Tim Krumrie	1983-94
Alex Stepanovich	2007
Clinton McDonald	2010
DeShawn Williams	2016
Niles Scott	2018-19
Kahlil McKenzie	2020
Zach Kerr	2021

No. 70	
NAME	YEARS
Andy Rice	1968-69
Ron Carpenter	1970-76
Barney Cotton	1979
Bobby Whitten	1981
Emanuel Weaver	1982-83
Jim Skow	1986, '87 (Games 1-2)
James Eaddy	1987 (Games 4-5)
Jim Skow	1987 (Games 6-15), '88-89
Rod Saddler	1991
Artie Smith	1994-96
Glen Steele	1998-2003
Jason Shirley (99)	2010
Cedric Ogbuehi	2015-18
Margus Hunt (99)	2020
D'Ante Smith	2021

No. 71	
NAME	YEARS
Rufus Mayes	1970-78
Rod Horn	1980-81
Pete Koch	1984
Mike Hammerstein	1986, '87 (Games 1-2)
John Fletcher	1987 (Games 3-5)
Mike Hammerstein	1987 (Games 6-15), '88-90
Ralph Tamm	1991
Garry Howe	1993
Willie Anderson	1996-2007
Andre Smith	2009-15, '17-18, '19 (Games 1-11)
Isaiah Prince (75)	2019 (Games 13-16), '20*
Xavier Williams	2020* (Games 6-16)
Riley Reiff	2021
*NOTE: Prince and Williams both were assigned uniform No. 71 for Games 6-16 of 2020. At the time, however, only Williams was on the active roster. Prince was on the Reserve/Opt-Out list.	

No. 72	
NAME	YEARS
Howard Fest	1968-75
Ron Hunt	1976-78
Mack Mitchell	1979
Mike St. Clair	1980-82
Skip McClendon	1987 (Games 1-2)
Keith Cupp	1987 (Games 3-5)
Skip McClendon	1987 (Games 6-15), '88-91
Elston Riddle	1992
Scott Brumfield	1993-97
Matt O'Dwyer	1999-2003
Carl Powell (91)	2004-05
Kirk Chambers	2010
Tanner Hawkinson	2013-14
Kerry Wynn	2019
Xavier Su'a-Filo	2020-21

No. 73	
NAME	YEARS
Pat Matson	1968-74
Eddie Edwards	1977-88
Ken Moyer	1989-94
Brian DeMarco	1999
Richmond Webb	2001-02
Anthony Collins	2008-13
Trey Hopkins (66)	2014 (Games 1-12)
Eric Winston	2014 (Games 13-16 and playoffs), '15-17
Jonah Williams	2019-21

(Uniform numbers, continued)

No. 74

NAME	YEARS
Willie Lee Jones (78)	1968
Ernie Park	1969
Mike Reid	1970-74
Glenn Bujnoch	1976-82
Brian Blados	1984-91
Tom Scott	1993
Mark Dennis	1994 (Games 4-10)
Rich Braham	1994 (Games 11-16), 95-2006
Dennis Roland	2008-13
Marshall Newhouse	2014
Jake Fisher (44)	2015 (Games 1-15), '16-18
Keaton Sutherland (64, 65)	2019 (Game 3)
Fred Johnson	2019 (Games 7-16), '20-21

No. 75

NAME	YEARS
Ernie Wright	1968-71
Stan Walters	1972-74
Al Kreviss	1975
Wilson Whitley	1977-82
Bruce Reimers	1984-91
Jack Linn	1993
Anthony Brown	1995-98
Jamain Stephens	1999-2002
Scott Kooistra	2003-09
Devon Still	2012-14
Andrew Billings (99)	2016
Jordan Willis	2017-18
Isaiah Prince (71)	2021

No. 76

NAME	YEARS
Jim Griffin	1968
Frank Cornish	1970
Vernon Holland	1971-79
Glen Collins	1982-85
Jeff Smith	1987
Kirk Scrafford	1990-92
Trent Pollard	1994-96
Mike Doughty	1999-2000
Levi Jones	2002-08
Kent Perkins	2017
Mike Daniels	2020-21

No. 77

NAME	YEARS
Bob Kelly	1968
Frank Peters	1969
Bob Maddox	1974
Mike Wilson	1978-85
Mark Tigges	1987
Jim Rourke	1988
Scott Jones	1989, '91
Kevin Sargent	1992-98
Victor Leyva	2001-03
Andrew Whitworth	2006-16
Cordy Glenn	2018-19
Hakeem Adeniji	2020-21

No. 78

NAME	YEARS
Dan Archer	1968
Willie Lee Jones (74)	1970-71
Lee Thomas	1973
Bob Brown	1975-76
Walter Johnson	1977
Ted Vincent	1978
Anthony Munoz	1980-92

No. 79

NAME	YEARS
Steve Chomyszak	1968-73
Coy Bacon	1976-77
Ross Browner	1978-86
Bill Berthussen	1987
Dana Wells	1989
Lamar Rogers	1991-92
Ramondo Stallings	1994-98
Scott Rehberg	2000-03
Stacy Andrews	2004-08
Brandon Thompson (98)	2012
Christian Ringo	2018
Jackson Carman	2021

No. 80

NAME	YEARS
Ken Johnson	1971-77
Cris Collinsworth	1981-86, '87 (Games 1-2)
Tom Brown	1987 (Games 4-5)
Cris Collinsworth	1987 (Games 6-15), '88
Lynn James	1990-91
Carl Pickens (81)	1992-94
David Dunn	1995-97, '98 (Game 1)
Willie Jackson	1998 (Games 2-16), '99
Peter Warrick	2000-04
Nate Lawrie	2007-08
Chase Coffman	2009-10
Orson Charles	2012-13
Josh Malone	2017-18
Mike D. Thomas	2020-21

No. 81

NAME	YEARS
Dennis Randall	1968
Nick Roman	1970-71
Al Chandler	1973-74
Jim Corbett	1977-80
David Verser	1981-84
Eddie Brown	1985-86, '87 (Games 1-2)
Marquis Pleasant	1987 (Games 3-5)
Eddie Brown	1987 (Games 6-15), '88-91
Patrick Robinson	1993
Carl Pickens (80)	1995-99
Ron Dugans	2000-02
Ben Utecht	2008-09
Terrell Owens	2010
Colin Cochart	2011
Alex Smith	2013-14
Tyler Kroft	2015-18
Thaddeus Moss	2021

No. 82

NAME	YEARS
Ed McCall	1968
Royce Berry	1969-75
Billy Brooks	1976-79
Alton Alexis	1980
Rodney Holman	1982-86, '87 (Games 1-2)
Wade Russell	1987 (Games 3-5)
Rodney Holman	1987 (Games 6-15), '88-92
Tony McGee	1993-2001
Michael Westbrook	2002
Reggie Kelly	2003-10
Marvin Jones	2012-15
Cethan Carter	2017-20

No. 83

NAME	YEARS
Bill Staley	1968-69
Ed Marshall	1971
Sherman White	1972-75
Steve Holden	1977
Dennis Law	1978
Rick Walker (88)	1979
M.L. Harris	1980-85
Dave Romasko	1987
Kendal Smith	1989-90
Brian Brennan	1992
Reggie Thornton	1993
David Frisch (47)	1994
Tyodus Winans	1996 (Games 1-6)
Kevin Jordan	1996 (Games 7-11)
Gunnard Twyner (17)	1997 (Games 2-3)
Danny Farmer	2000-02
Kevin Walter	2003-05
Antonio Chatman	2006-09
Kevin Brock	2014
Tyler Boyd	2016-21

No. 84

NAME	YEARS
Bob Trumpy	1968-77
Don Bass	1978-81
Gary Williams	1984
Dan Ross (89)	1985
Eric Kattus	1986, '87 (Games 1-2)
Reggie Sims	1987 (Game 3)
Rodney Tweet	1987 (Games 4-5)
Eric Kattus	1987 (Games 6-15), '88-91
Mill Stegall	1992-94
Jeff Hill (19)	1995 (Games 2-16), '96
Mike Jenkins	1997
Damon Gibson	1998
Craig Yeast	1999-2000
T.J. Houshmandzadeh	2001-08
Jermaine Gresham	2010-14
Mitchell Wilcox	2021

No. 85

NAME	YEARS
Dan Brabham	1968 (Games 1-9)
Martin Baccaglio	1968 (Games 12-14), '69-70
Isaac Curtis	1973-84
Tim McGee	1986, '87 (Games 1-2)
Greg Meehan	1987 (Games 3-5)
Tim McGee	1987 (Games 6-15), '88-92
Allen DeGraffenreid	1993
Tim McGee	1994-95
James Hundon	1996-99
LaVell Boyd	2000
Chad Johnson	2001-10
Armon Binns	2012
Tyler Eifert	2013-19
Tee Higgins	2020-21

No. 86

NAME	YEARS
Andre White	1968
John McDaniel	1974-77
Steve Kreider	1979-86
Ken Brown	1987
Carl Parker	1988-89
Mike Barber	1990-92
Wesley Carroll	1993
Darnay Scott	1994-2001
Tony Stewart	2002-06
Daniel Coats (46)	2007, '08 (Games 1-8), 09-10
Donald Lee	2011
James Wright	2014-16
Mason Schreck	2017-21

No. 87

NAME	YEARS
Bill Peterson (53)	1968
Mike Kelly	1970-72
Pat McNally	1976-85
Jim Riggs	1987 (Games 1-2)
Curtis Jeffries	1987 (Games 3-5)
Jim Riggs	1987 (Games 6-15), '88-92
Troy Sadowski	1994-96
Stepfret Williams	1998
Damon Griffin	1999-2000
Chris Edmonds (41, 53)	2002
Kelley Washington	2003-06
Andre Caldwell	2008-11
Cobi Hamilton	2014
C.J. Uzomah	2015-21

No. 88

NAME	YEARS
Bruce Coslet	1969-76
Rick Walker (83)	1977-78
Mike Levenseller	1979-80
Mike Martin	1983-89
Reggie Rembert	1991-93
Derek Ware	1995
Steve Bush	1997-2000
Sean Brewer	2001-02
Lawrence Hamilton	2003
Cliff Russell	2004
Tab Perry	2005-07
J.P. Foschi	2009-10
Ryan Whalen	2011-13
Greg Little (11)	2014
Jordan Franks	2018

No. 89

NAME	YEARS
Harry Gunner	1968-69
Marlin Amsler	1970
Drew Buie	1972
Tim George	1973
Jack Novak	1975
Mike Cobb	1977
Dan Ross (84)	1979-83
Don Kern	1984-85
Ira Hillary	1987-89
Shane Garrett	1991-92*
Jeff Query	1992* (Games 5-16), '95
Marco Battaglia	1996-2001
Matt Schobel	2002-05
Jerome Simpson	2008-11
Richard Quinn	2012
Ryan Hewitt	2014-17
Matt Lengel	2018
Drew Sample	2019-21
*NOTE: Garrett and Query both were assigned uniform No. 89 for Games 5-16 of 1992. At the time, however, only Query was on the active roster. Garrett was on the Reserve/Injured list.	

No. 90

NAME	YEARS
Emanuel King	1985-88
Eric Shaw	1992-94
Gerald Collins	1995
Tim Johnson	1996
Michael Bankston	1998-2000
Justin Smith	2001-07
Pat Sims (92)	2008-12
Kheeston Randall	2013 (Games 10-11)
Christo Bilukidi	2013 (Games 12-16 and playoffs)
Michael Johnson (93)	2015-18
Anthony Zettel	2019
Khalid Kareem	2020-21

No. 91

NAME	YEARS
Carl Zander	1985-91
Brad Smith	1993
Brett Wallerstedt	1994-96
Billy Granville	1997-2000
Randy Chevrier	2001
Carl Powell (72)	2003
Robert Geathers	2004-14
Marcus Hardison	2015-16
Josh Tupou (68)	2018-20*
Amani Bledsoe	2020*
Trey Hendrickson	2021
*NOTE: Tupou and Bledsoe both were assigned uniform No. 91 for the entire 2020 season. At the time, however, only Bledsoe was on the active roster. Tupou was on the Reserve/Opt-Out list.	

No. 92

NAME	YEARS
Tim Inglis	1987-88
John Copeland	1993-2000
Eric Ogbogu	2002
Duane Clemons	2003-05
Frostee Rucker	2006-11
Jamaal Anderson	2012
James Harrison	2013
Pat Sims (90)	2015-17
Adolphus Washington	2018
Freedom Akinmoladun	2019-20
B.J. Hill	2021

No. 93

NAME	YEARS
Kiki DeAyala	1986-87
Ty Parten	1993-95
Tim Morabito	1996
Mike Thompson	1998
Tom Barndt	2000
Mario Monds	2001-02
Greg Scott	2004
Rashad Jeanty (53)	2006-08
Michael Johnson (90)	2009-13
Will Clarke	2014-16
Andrew Brown	2019-20
Wyatt Ray	2021

No. 94

NAME	YEARS
Rich Romer	1988-89
Alfred Williams	1991-94
Jevon Langford (58)	1996-2000
Tony Williams	2001-04
Domata Peko	2006-16
Chris Smith	2017
Sam Hubbard	2018-21

No. 95

NAME	YEARS
Roosevelt Nix	1992-93
Keith Rucker	1994-95
Steve Foley	1998-2002
LaDairis Jackson	2003-04*
Larry Stevens	2004* (Games 8-16), '05
Sam Adams	2006
Roy Manning	2007
Orien Harris	2008-09
Victor Adeyanju	2010
Wallace Gilberry	2012-16
Kasim Edeball	2018
Renell Wren	2019-21
*NOTE: Jackson and Stevens both were assigned uniform No. 95 for Games 8-16 of 2004. At the time, however, only Stevens was on the active roster. Jackson was on the Reserve/Injured list.	

(Uniform numbers, continued)

No. 96	
NAME	YEARS
Willie Fears	1987
Curtis Maxey	1988
Natu Tuatagaloa	1989-91
Daniel Stubbs (67)	1992 (Games 5-16), '93
Kanavis McGhee	1994
Alfred Oglesby	1995
Kenny Davidson	1996
Brentson Buckner	1997
Clyde Simmons	1998
Vaughn Booker	2000-02
Matthias Askew	2004-05
Michael Myers	2007
Josh Mallard	2008 (Games 12-13)
Chris Harrington	2008 (Games 14-16)
Shaun Smith (66, 99)	2009
Carlos Dunlap	2010-20
Cam Sample	2021

No. 97	
NAME	YEARS
Brian Pillman (58)	1984 (Games 4, 6)
Mike Frier	1992-94
Andre Purvis	1997-99
Bernard Whittington	2001-02
John Thornton	2003-08
Geno Atkins	2010-20

No. 98	
NAME	YEARS
David Grant	1988-91
Tony Savage	1992
George Hinkle	1993
Todd Kelly	1995-96
Canute Curtis	1997-2002
Elton Patterson	2003, '04 (Games 3-4)
Terrance Martin	2004 (Games 8-16)
Bryan Robinson	2005-07
Antwan Odom	2008-10
Nick Hayden	2011
Brandon Thompson (79)	2013-16
Ryan Glasgow	2017-19
D.J. Reader	2020-21

No. 99	
NAME	YEARS
Jason Buck	1987-90
Alonzo Mitz	1991-92
Donnell Johnson (68)	1993 (Games 1-3)
Dan Wilkinson	1994-97
Oliver Gibson	1999-2003
Shaun Smith (66, 96)	2004
David Pollack	2005-07
Jason Shirley (70)	2008
Tank Johnson	2009-10
Manny Lawson	2011-12
Margus Hunt (70)	2013-16
Andrew Billings (75)	2017-19
Christian Covington	2020
Tyler Shelvin	2021

PLAYER HISTORY — ALUMNI LIST

COLLEGE	PLAYERS						
Abilene Christian	3	Clemson	9	Illinois	10	Miles College	1
Alabama	20	Coastal Carolina	1	Illinois State	2	Millikin	1
Alabama A&M	1	Colorado	12	Indiana	9	Minnesota	5
Albany State (Ga.)	1	Colorado State	3	Iowa	11	Mississippi	8
Alcorn State (Alcorn A&M)	1	Dartmouth	1	Iowa State	4	Mississippi State	6
Appalachian State	3	Dayton	1	Jackson State	2	Mississippi Valley State	3
Arizona	6	Delaware	1	Jacksonville State	1	Missouri	3
Arizona State	18	Duke	3	James Madison	1	Montana	2
Arkansas	10	Earlham College	1	Johnson C. Smith	1	Montana State	1
Arkansas AM&N	3	East Carolina	4	Kansas	11	Morehead State	3
Arkansas State	2	East Tennessee State	1	Kansas State	9	Morgan State	1
Auburn	18	Eastern Illinois	2	Kent State	3	Morris Brown	1
Augustana (Ill.)	1	Eastern Kentucky	3	Kentucky	7	Nebraska	15
Augustana (S.D.)	2	Eastern Michigan	3	Lamar	1	Nevada-Las Vegas	2
Ball State	5	Eastern Washington	2	Lane College	1	Nevada	4
Baylor	5	Evansville	1	Langston	1	New Mexico	1
Bethune-Cookman	2	Ferris State	1	Lehigh	2	New Mexico State	2
Boise State	4	Findlay	2	Liberty	1	New York Tech	1
Boston College	8	Fisk	1	Lincoln	2	North Alabama	2
Boston University	2	Florida	21	Lindenwood	1	North Carolina	11
Bowling Green	3	Florida A&M	3	Los Angeles State	2	North Carolina-Charlotte	1
Brigham Young	9	Florida Atlantic	1	Louisiana-Lafayette	2	North Carolina A&T	5
Buffalo	2	Florida State	10	Louisiana State	19	North Carolina Central	1
California	7	Fresno State	11	Louisiana Tech	4	North Carolina State	10
California, Davis	1	Frostburg State	2	Louisville	10	North Dakota	1
Cal State-Fullerton	2	Furman	2	Maine	2	North Dakota State	1
Cal State-Long Beach	2	Gardner-Webb	1	Mankato State	1	Northeast Louisiana	2
Cal State-Sacramento	1	Georgia	16	Mars Hill	1	Northeast Missouri State	1
Cameron	1	Georgia State	1	Marshall	6	Northeastern	1
Carroll College	1	Georgia Tech	3	Maryland	10	Northern Illinois	2
Carson-Newman	1	Grambling	6	Massachusetts	3	Northern Iowa	1
Catawba	1	Grand Valley State	1	McGill (Canada)	1	Northern Michigan	1
Central Connecticut State	1	Hampton (Va.)	2	McMurry	1	Northwestern	2
Central Florida	3	Harvard	4	McNeese State	2	Northwestern Oklahoma	1
Central Michigan	7	Hawaii	3	Memphis	4	Northwestern State (La.)	3
Central State (Ohio)	1	Holy Cross	2	Miami (Fla.)	15	Notre Dame	18
Central State (Okla.)	1	Houston	10	Miami (Ohio)	10	Ohio State	36
Central Washington	1	Howard	1	Michigan	19	Ohio	2
Chico State	1	Howard Payne	1	Michigan State	15	Ohio Wesleyan	1
Cincinnati	17	Idaho	2	Michigan Tech	1	Oklahoma	13
				Middle Tennessee State	1	Oklahoma State	6

NONE: 2.

PLAYER HISTORY — TRADES

An asterisk (*) denotes a draft-day trade.

Dec. 26, 1967	— Acquired QB John Stofa from Miami for two undisclosed future draft choices. The draft choices were later determined to be No. 27 overall in the 1968 draft (first round; Dolphins selected OT Doug Crusan) and No. 54 overall in the '68 draft (second round; Dolphins selected TE Jim Cox).	Sept. 8, 1975	— Acquired an undisclosed future draft choice from New England for RB Doug Dressler . The draft choice was later determined to be No. 187 overall in the 1976 draft (seventh round; Bengals selected QB Bob Bateman).
Jan. 22, 1968	— Acquired TE Andre White from Denver for an undisclosed future draft choice. The draft choice was later determined to be No. 111 overall in the 1968 draft (fourth round; Broncos selected DB Gus Hollomon).	Sept. 9, 1975	— Acquired an undisclosed future draft choice from Green Bay for G Pat Matson . The draft choice was later determined to be No. 192 overall in 1976 draft (seventh round; Bengals selected DB Pete Rome).
Jan. 30, 1968*	— Bengals acquired LB Tom Rhoads from Buffalo for a fifth-round draft choice in the 1968 draft. The fifth-round pick Buffalo received was No. 114 overall (Bills selected RB Ben Gregory).	April 2, 1976	— Acquired DE Coy Bacon from San Diego for WR Charlie Joiner .
July 28, 1968	— Acquired OL Jeff Richardson from the N.Y. Jets for an undisclosed future draft choice. The draft choice was later determined to be No. 110 overall in 1970 draft (fifth round; Jets traded the pick to Houston).	May 11, 1976	— Acquired an undisclosed future draft choice from Chicago for DE Royce Berry . The draft choice was later determined to be No. 131 overall in the 1978 draft (fifth round; Bengals selected QB Rob Hertel).
June 30, 1969	— Acquired WR Eric Crabtree from Denver for FB Tom Smiley .	June 3, 1976	— Acquired an undisclosed future draft choice from Minnesota for TE Orlando Nelson . The draft choice was later determined to be No. 194 in the 1977 draft (seventh round; Bengals selected TE Jim Corbett).
Sept. 8, 1969	— Acquired K Horst Muhlmann and an undisclosed future draft choice from Kansas City for WR Warren McVea . The draft choice was later determined to be No. 104 overall in the 1970 draft (fourth round; Bengals selected DB Billie Hayes , who never made the regular-season roster).	June 7, 1976	— Acquired undisclosed future draft choices from Chicago for LB Brad Cousino , RB Champ Henson and K Tom Klaban . None of those three players, however, made the Bears' roster, thus no picks were traded.
Jan. 21, 1970	— Acquired OT Rufus Mayes from Chicago for DT Bill Staley and DE Harry Gunner .	June 21, 1976	— Acquired an undisclosed future draft choice from St. Louis for LB Al Beauchamp . The draft choice was later determined to be No. 105 overall in the 1977 draft (fourth round; Bengals selected S Jerry Anderson).
May 19, 1970	— Acquired OT/G Gary Kirner from San Diego for DT Andy Rice .	July 23, 1976	— Acquired an undisclosed future draft choice from Buffalo for DE Sherman White . The draft choice was later determined to be No. 3 overall in the 1977 draft (first round; Bengals selected DE/DT Eddie Edwards).
July 1, 1970	— Acquired S Caesar Belser from Kansas City for an undisclosed future draft choice. Belser, however, did not make the Bengals' regular-season roster, thus no pick was traded.	Sept. 7, 1976	— Acquired an undisclosed future draft choice from Tampa Bay for RB Charlie Davis . The draft choice was later determined to be No. 85 overall in the 1977 draft (fourth round; Bengals selected TE Rick Walker).
Aug. 4, 1970	— Acquired S Kenny Graham from San Diego for an undisclosed draft choice in 1971 draft. The draft choice was later determined to be No. 119 overall (fifth round; Chargers drafted DE Phil Asack).	March 1, 1977	— Acquired an undisclosed future draft choice from San Diego for WR Chip Myers . The draft choice was later determined to be No. 292 overall in the 1977 draft (11th round; Bengals selected G Joel Parrish).
Aug. 26, 1970	— Acquired QB Virgil Carter from Buffalo for an undisclosed future draft choice. The draft choice was later determined to be No. 145 overall in the 1971 draft (sixth round; Bills selected DE Bill McKinley).	March 16, 1977	— Acquired two undisclosed future draft choices from Denver for S/CB Bernard Jackson . The draft choices were later determined to be No. 83 overall in the 1978 draft (third round; Bengals selected WR/TE Don Bass) and No. 193 overall in the '78 draft (seventh round; Bengals selected OT Danny Bass).
Sept. 2, 1970	— Acquired DT Frank Cornish from Chicago for an undisclosed future draft choice. The draft choice was later determined to be No. 133 overall in the 1972 draft (sixth round; Bears selected LB Bob Pifferini Jr.).	July 21, 1977	— Acquired an undisclosed future draft choice from New Orleans for RB Stan Fritts . Fritts, however, did not make the Saints' regular-season roster, thus no pick was traded.
Oct. 26, 1970	— Acquired an undisclosed future draft choice from the N.Y. Jets for G Dave Middendorf . The draft choice was later determined to be No. 110 overall in the 1971 draft (fifth round; Bengals selected DE Arthur May , who never made the regular-season roster).	July 28, 1977	— Acquired the waiver price of \$100 from Oakland for DT Bob Brown , who had not reported to training camp.
May 7, 1971	— Acquired RB Henry Dyer from Washington for QB Sam Wyche .	Aug. 30, 1977	— Acquired an undisclosed future draft choice from St. Louis for DB Carl Allen . The draft choice was later determined to be No. 293 overall in the 1978 draft (11th round; Bengals selected RB Calvin Prince).
Feb. 1, 1972*	— Acquired G John Shinnors from Baltimore for an undisclosed future draft choice. The draft choice was later determined to be No. 93 overall in 1973 draft (fourth round; Colts traded the pick to Cleveland).	June 26, 1978	— Acquired a first-round draft choice in the 1979 draft from Washington for DE Coy Bacon and CB Lemar Parrish . The draft choice was later determined to be No. 12 overall (Bengals selected RB Charles Alexander).
May 9, 1972	— Acquired LB Bob Bruggers from San Diego for OT Ernie Wright .	July 7, 1978	— Acquired an undisclosed future draft choice from Oakland for LB Ron Pritchard . Pritchard, however, did not make the Raiders' regular-season roster, thus no pick was traded.
Nov. 1, 1972	— Acquired WR Charlie Joiner and LB Ron Pritchard from Houston for RB Paul Robinson and RB Fred Willis .	Aug. 22, 1978	— Acquired an undisclosed future draft choice from Chicago for TE Mike Cobb . The draft choice was later determined to be No. 91 overall in the 1979 draft (fourth round; Bengals selected CB Vaughn Lusby).
April 10, 1973	— Acquired an undisclosed future draft choice from New Orleans for TE Mike Kelly . The draft choice was later determined to be No. 153 overall in the 1974 draft (sixth round; Bengals selected DB William Bryant , who never signed with the Bengals, instead signing with the Houston Texans of the World Football League).	May 30, 1979	— Acquired an undisclosed future draft choice from Tampa Bay for RB Tony Davis . The draft choice was later determined to be No. 159 overall in the 1980 draft (sixth round; Bengals selected LB Andrew Melontree).
July 9, 1973	— Acquired DT Jerry Ellison from Philadelphia for WR Speedy Thomas .	July 16, 1979	— Acquired an undisclosed future draft choice from San Francisco for CB Melvin Morgan . The draft choice was later determined to be No. 167 overall in the 1980 draft (seventh round; Bengals selected LB Ron Simpkins).
Aug. 10, 1973	— Acquired two undisclosed future draft choices from Minnesota for G Steve Lawson and an undisclosed future draft choice. The draft choices Cincinnati received were later determined to be No. 103 overall in the 1974 draft (fourth round; Bengals selected WR Richard Williams) and No. 77 overall in the '75 draft (third round; Bengals selected LB Bo Harris). The draft choice Minnesota received was later determined to be No. 89 overall in the 1975 draft (fourth round; Vikings selected RB Harold [Champ] Henson).	Aug. 23, 1979	— Acquired an undisclosed future draft choice from Washington for WR Dennis Law . Law, however, initially retired after the trade and did not report to the Redskins, then later reported on Nov. 6 and was Active-DNP for one game before being released. However, since Law never played for the Redskins, no pick was traded.
Aug. 22, 1973	— Acquired an undisclosed future draft choice from New England for LB Bill Peterson . The draft choice was later determined to be No. 87 overall of 1974 draft (fourth round; Bengals selected QB Mike Boryla).	Aug. 27, 1979	— Acquired first rights to waived players from San Francisco for RB Lenvil Elliott .
Sept. 7, 1973	— Acquired two undisclosed future draft choices from New Orleans for RB Jess Phillips . The draft choices were later determined to be No. 61 overall in the 1974 draft (third round; Bengals selected G Dave Lapham) and No. 114 overall in the '74 draft (fifth round; Bengals selected RB Haskel Stanback).	March 19, 1980	— Acquired an undisclosed future draft choice from San Francisco for CB Scott Perry . The draft choice was later determined to be No. 230 overall in the 1981 draft (ninth round; Bengals selected RB Samoa Samoa).
Jan. 24, 1974	— Acquired QB Wayne Clark from San Diego for QB Virgil Carter . Carter, however, left San Diego to sign with the Chicago Fire of the World Football League, thus Cincinnati sent RB Reece Morrison to the Chargers on March 7 as compensation.	Aug. 1, 1980	— Acquired an undisclosed future draft choice from the N.Y. Giants for G Greg Fairchild . Fairchild, however, did not make the Giants' regular-season roster, thus no pick was traded.
March 8, 1974	— Acquired two undisclosed future draft choices from Philadelphia for QB Mike Boryla . The draft choices were later determined to be No. 142 overall in the 1975 draft (sixth round; Bengals selected QB Tom Shuman) and No. 11 overall in '76 draft (first round; Bengals selected WR Billy Brooks).	June 19, 1981	— Acquired DE Mel Lunsford from New England for an undisclosed future draft choice. Lunsford, however, did not make the Bengals' regular-season roster, thus no pick was traded.
July 3, 1974	— Acquired an undisclosed future draft choice from Dallas for QB Clint Longley Jr. . The draft choice was later determined to be No. 122 overall in 1975 draft (fifth round; Bengals selected TE/P Jeff West).	Aug. 20, 1982	— Acquired an undisclosed future draft choice from New Orleans for WR/TE Don Bass . The draft choice was later determined to be No. 152 overall in the 1983 draft (sixth round; Bengals selected LB Kiki DeAyala).
July 10, 1974	— Acquired a first-round draft choice in the 1977 draft plus a first-round draft choice and a second-round draft choice in the '78 draft from Philadelphia for LB Bill Bergey . It was determined later that the 1977 first-round draft choice was No. 8 overall (Bengals selected DT Wilson Whitley), the '78 first-round draft choice was No. 8 overall (Bengals selected DE Ross Browner) and the '78 second-round draft choice was No. 35 overall (Bengals selected CB Ray Griffin).	June 2, 1983	— Acquired a first-round draft choice in the 1984 draft from Tampa Bay for QB Jack Thompson . The draft choice was later determined to be No. 1 overall (Bengals traded the pick to New England on 4-4-84).
July 31, 1974	— Acquired an undisclosed future draft choice from Buffalo for DT/DE Steve Chomyszak . The draft choice was later determined to be No. 227 overall in 1975 draft (ninth round; Bengals selected WR Lofell Williams).	June 29, 1983	— Acquired an undisclosed future draft choice from Seattle for C Blair Bush . The draft choice was later determined to be No. 25 overall in the 1985 draft (first round; Bengals selected LB Emmanuel King).
Aug. 21, 1974	— Acquired an undisclosed future draft choice from Atlanta for RB Haskel Stanback and G/C Tom DeLeone . The draft choice was later determined to be No. 55 overall in the 1975 draft (third round; Bengals selected DE Gary Burley).	April 4, 1984	— Acquired two 1984 first-round draft choices, one '84 10th-round choice and one '85 fifth-round choice from New England for the '84 No. 1 overall choice. The two first-round picks Cincinnati received were No. 16 overall (Bengals selected DE Pete Koch) and No. 28 overall (Bengals selected G/OT Brian Blados). The 10th-round pick Cincinnati received was No. 265 overall (Bengals selected RB Brent Ziegler). The 1985 fifth-round pick Cincinnati received was later determined to be No. 129 overall (Bengals selected CB Lee Davis). With the No. 1 overall pick in the 1984 draft, the Patriots selected WR Irving Fryar .
Aug. 28, 1974	— Acquired an undisclosed future draft choice from Buffalo for S Neal Craig . The draft choice was later determined to be No. 97 overall in 1975 draft (fourth round; Bengals selected RB Stan Fritts).	May 29, 1984	— Acquired RB James Brooks from San Diego for FB Pete Johnson .
Aug. 29, 1974	— Acquired an undisclosed amount of cash from New Orleans for WR Richard Williams .	July 24, 1984	— Acquired an undisclosed future draft choice from Tampa Bay for OT Don Swafford . The draft choice was later determined to be No. 148 overall in the 1985 draft (sixth round; Bengals selected OT Eric Stokes).
Sept. 10, 1974	— Acquired \$100 cash from Detroit for WR Tim George .	July 25, 1984	— Acquired an undisclosed future draft choice from the L.A. Rams for QB Jeff Christensen . Christensen, however, did not make the Rams' regular-season roster, thus no pick was traded.
April 18, 1975	— Acquired an undisclosed future draft choice from Kansas City for LB Ken Avery . The draft choice was later determined to be No. 106 overall in the 1976 draft (fourth round; Bengals selected RB Tony Davis).	Aug. 23, 1984	— Acquired an undisclosed future draft choice from Atlanta for DE Gary Burley . The draft choice was later determined to be No. 172 overall in the 1985 draft (seventh round; Bengals selected RB Kim Locklin).
June 11, 1975	— Acquired an undisclosed future draft choice from San Francisco for TE Al Chandler . The draft choice was later determined to be No. 138 overall in the 1976 draft (fifth round; Bengals selected RB Willie Shelby).	Oct. 9, 1984	— Acquired a 1986 first-round draft choice, a third-round draft choice (either an '85 third-round or an '86 third-round, TBD) and an '87 fifth-round choice from Denver for the rights to LB Ricky Hunley . The 1986 first-round pick was later determined to be No. 21 overall (Bengals selected WR Tim McGee). At the time of the trade, it was known that the third-round choice Cincinnati was to receive was to be either (a) Tampa Bay's 1985 third-round pick, which Denver had possible future rights to, contingent on a deal the Broncos had with the Buccaneers involving QB Steve DeBerg, or (b) Denver's '86 third-round pick. It
June 16, 1975	— Acquired an undisclosed future draft choice from Philadelphia for K Horst Muhlmann . The draft choice was later determined to be No. 69 overall in the 1976 draft (third round; Bengals selected CB Danny Reece , who never made the regular-season roster).		
June 29, 1975	— Acquired QB John Reaves and an undisclosed future draft choice from Philadelphia for QB Wayne Clark and OT Stan Walters . The draft choice was later determined to be No. 38 overall in the 1976 draft (second round; Bengals selected G Glenn Bujnoch).		

	was later determined to be Denver's 1986 third-round pick (No. 78 overall; Bengals selected S David Fulcher). The 1987 fifth-round pick was later determined to be No. 139 overall (Bengals selected P Greg Home). Hunley had been Cincinnati's 1984 first-round draft choice (No. 7 overall), but he never signed a contract with the Bengals.
May 6, 1985	— Acquired an undisclosed future draft choice from Miami for QB Bryan Clark . Clark, however, did not make the Dolphins' regular-season roster, thus no pick was traded.
Aug. 26, 1985	— Acquired an undisclosed future draft choice from Green Bay for WR David Verser . Verser, however, did not make the Packers' regular-season roster, thus no pick was traded.
Sept. 4, 1985	— Acquired an undisclosed future draft choice from Green Bay for G/OT Mike Obrovac . The draft choice was later determined to be No. 294 overall in the 1986 draft (11th round; Bengals selected LB Tom Flaherty).
Oct. 15, 1985	— Acquired an undisclosed future draft choice from Seattle for TE Dan Ross . The draft choice was later determined to be No. 99 overall in the 1986 draft (fourth round; Bengals selected QB Doug Gaynor).
April 2, 1986	— Acquired third-round draft choice in the 1986 draft from Atlanta for QB Turk Schonert . The draft pick was No. 58 overall (Bengals selected DE Jim Skow).
May 12, 1986	— Acquired an undisclosed future draft choice from Green Bay for DE Glen Collins . Collins, however, did not make the Packers' regular-season roster, thus no pick was traded.
Aug. 19, 1986	— Acquired P Jeff Hayes from Washington for an undisclosed amount of cash.
Aug. 27, 1986	— Acquired an undisclosed future draft choice from Seattle for OT Mike Wilson . The draft choice was later determined to be No. 77 overall in the 1987 draft (third round; Bengals selected DE Skip McClendon).
April 23, 1989*	— Acquired a 1989 second-round draft choice, an '89 fourth-round choice and an '89 10th-round choice from Atlanta for the an '89 first-round choice. The second-round pick Cincinnati received was No. 35 overall (Bengals selected FB Eric Ball). The fourth-round pick Cincinnati received was No. 89 overall (Bengals selected LB Kerry Owens). The 10th-round pick Cincinnati received was No. 256 overall (Bengals selected CB Cornell Holloway). The first-round pick Atlanta received was No. 27 overall (Falcons selected WR Shawn Collins).
Aug. 21, 1990	— Acquired CB Carl Carter from Phoenix for LB Chris Chenault .
Aug. 27, 1990	— Acquired WR Reggie Rember from the N.Y. Jets for OT Scott Jones and LB Joe Kelly .
Sept. 1, 1990	— Acquired CB Rod (Roderick) Jones from Tampa Bay for DE Jim Skow .
April 21, 1991*	— Acquired a 1991 second-round draft choice and a '91 fourth-round choice from San Francisco for a '91 second-round choice. The second-round pick Cincinnati received was No. 52 overall (Bengals selected DE Lamar Rogers). The fourth-round pick Cincinnati received was No. 109 overall (Bengals selected WR Rob Carpenter). The second-round pick San Francisco received was No. 45 overall (49ers selected RB Ricky Watters).
April 26, 1992*	— Acquired two 1992 first-round draft choices and one third-round choice from Washington for one first-round choice and one third-round choice. The first-round picks Cincinnati received were No. 6 overall (Bengals selected QB David Klingler) and No. 28 overall (Bengals selected S Darryl Williams). The third-round pick Cincinnati received was No. 84 overall (Bengals selected CB Leonard Wheeler). The first-round pick Washington received was No. 4 overall (Redskins selected WR Desmond Howard). The third-round pick Washington received was No. 58 overall (Redskins traded pick to Dallas).
March 17, 1993	— Acquired a 1993 third-round draft choice and a conditional '94 second-round draft choice from the N.Y. Jets for QB Boomer Esiason . The third-round pick Cincinnati received was No. 59 overall (Bengals selected LB Steve Tovar). It was later determined that Esiason did not meet the performance requirements for the conditional 1994 second-round pick, thus that pick was not traded.
July 16, 1993	— Acquired an undisclosed future draft choice from the L.A. Raiders for DB Rickey Dixon . The draft choice was later determined to be No. 184 overall in the 1994 draft (sixth round; OT Jerry Reynolds).
April 22, 1995*	— Acquired a 1995 first-round draft choice from Carolina for a '95 first-round choice and a '95 second-round choice. The first-round pick Cincinnati received was No. 1 overall (Bengals selected RB Ki-Jana Carter). The first-round pick Carolina received was No. 5 overall (Panthers selected QB Kerry Collins). The second-round pick Carolina received was No. 36 overall (Panthers selected DE Shawn King).
Feb. 26, 1998	— Acquired a 1998 first-round draft choice and a '98 third-round choice from Washington for DT Dan Wilkinson . The first-round pick Cincinnati received was No. 17 (Bengals selected LB Brian Simmons). The third-round pick Cincinnati received was No. 78 overall (Bengals selected G Mike Goff).
March 26, 1998	— Acquired QB Paul Justin from Indianapolis for a 1998 fifth-round draft choice. The fifth-round pick Indianapolis received was No. 135 overall (Colts selected LB Antony Jordan).
April 20, 2002*	— Acquired a 2002 third-round draft choice from Carolina for an '02 third-round choice and an '02 fifth-round choice. The third-round pick Cincinnati received was No. 67 overall (Bengals selected TE Matt Schobel). The third-round pick Carolina received was No. 73 overall (Panthers selected LB Will Witherspoon). The fifth-round pick Carolina received was No. 145 overall (Panthers selected RB Kyle Johnson).
Aug. 31, 2002	— Acquired an undisclosed future draft choice from New Orleans for RB Curtis Keaton . The draft choice was later determined to be No. 118 overall in the 2003 draft (fourth round; Bengals selected FB Jeremi Johnson).
Apr. 9, 2004	— Acquired CB Deltha O'Neal and a 2004 first-round draft choice from Denver for an '04 first-round choice and an '04 fourth-round choice. The first-round pick Cincinnati received was No. 24 overall (Bengals traded the pick to St. Louis). The fourth-round pick Cincinnati received was No. 117 overall (Bengals selected DE Robert Geathers). The first-round pick Denver received was No. 17 overall (Broncos selected LB D.J. Williams).
Apr. 19, 2004	— Acquired a 2004 second-round draft choice from New England for RB Corey Dillon . The second-round pick Cincinnati received was No. 56 overall (Bengals selected S/CB Madieu Williams).
April 24, 2004*	— Acquired a 2004 first-round draft choice and an '04 fourth-round choice from St. Louis for an '04 first-round choice. The first-round pick Cincinnati received was No. 26 overall (Bengals selected RB Chris Perry). The fourth-round pick Cincinnati received was No. 123 overall (Bengals selected G/OT Stacy Andrews). The first-round pick St. Louis received was No. 24 overall (the Rams selected RB Steven Jackson).
June 20, 2006	— Acquired an undisclosed future draft choice from St. Louis for QB Dave Ragone . Ragone, however, did not make the Rams' regular-season roster, thus no pick was traded.
Sept. 1, 2007	— Acquired QB Ryan Fitzpatrick from St. Louis for an undisclosed future draft choice. The draft choice was later determined to be No. 217 overall in the 2008 draft (seventh round; Rams traded the pick to Green Bay).
May 7, 2009	— Acquired RB Brian Leonard from St. Louis for DT Orien Harris .
Sept. 4, 2010	— Acquired S Reggie Nelson from Jacksonville for CB David Jones and a conditional future draft choice. The draft choice was later determined to be No. 228 overall in the 2012 draft (seventh round; Jaguars selected DT Jeris Pendleton).
July 29, 2011	— Acquired undisclosed future draft choices from New England for WR Chad Johnson . The draft choices were later determined to be No. 166 overall in the 2012 draft (fifth round; Bengals selected WR Marvin Jones) and the No. 197 overall in the '13 draft (sixth round; Bengals selected WR Cobi Hamilton).
Aug. 23, 2011	— Acquired S Taylor Mays from San Francisco for an undisclosed future draft choice. The draft choice was later determined to be No. 227 overall in the 2013 draft (seventh round; 49ers traded the pick to Cleveland).
Aug. 29, 2011	— Acquired CB Kelly Jennings from Seattle for DT Clinton McDonald .
Oct. 18, 2011	— Acquired a 2012 first-round draft choice and a '13 second-round choice from Oakland for QB Carson Palmer . The first-round pick Cincinnati received was later determined to be No. 17 overall (Bengals selected CB Dre Kirkpatrick). The second-round pick Cincinnati received was later determined to be No. 37 overall (Bengals selected RB Giovani Bernard).
April 12, 2012	— Acquired a 2012 fifth-round draft choice from the N.Y. Giants for LB Keith Rivers . The draft choice was No. 167 overall (Bengals selected S George Iloka).
April 26, 2012*	— Acquired a 2012 first-round draft choice and a '12 third-round choice from New England for a '12 first-round choice. The first-round pick Cincinnati received was No. 27 overall (Bengals selected G Kevin Zeitler). The third-round pick Cincinnati received was No. 93 overall (Bengals selected DT Brandon Thompson). The first-round pick New England received was No. 21 overall (Patriots selected DE Chandler Jones).
May 10, 2014*	— Acquired a 2014 fourth-round draft choice from Seattle for a '14 fourth-round choice and a '14 sixth-round choice. The fourth-round pick Cincinnati received was No. 111 overall (Bengals selected C Russell Bodine). The fourth-round pick Seattle received was No. 123 overall (Seahawks selected WR Kevin Norwood). The sixth-round pick Seattle received was No. 199 overall (Seahawks selected OT Garrett Scott).
April 11, 2017	— Acquired DE Chris Smith from Jacksonville for a conditional 2018 draft choice. The 2018 draft pick Jacksonville received was later determined to be No. 230 overall (Jaguars selected LB Leon Jacobs).
April 28, 2017*	— Acquired a 2017 second-round draft choice and a '17 fourth-round choice from Minnesota for a '17 second-round choice. The second-round pick Cincinnati received was No. 48 overall (Bengals selected RB Joe Mixon). The fourth-round pick Cincinnati received was No. 128 overall (Bengals selected WR Josh Malone). The second-round pick Minnesota received was No. 41 overall (Vikings selected RB Dalvin Cook).
April 29, 2017*	— Acquired a 2017 sixth-round draft choice from Tennessee for a '17 sixth-round choice and a '17 seventh-round choice. The sixth-round pick Cincinnati received was No. 207 overall (Bengals selected DB Brandon Wilson). The sixth-round pick Tennessee received was No. 217 overall (Titans selected G Corey Levin). The seventh-round pick Tennessee received was No. 227 overall (Titans selected LB Josh Carraway).
Aug. 29, 2017	— Acquired a 2018 seventh-round draft choice from New England for LB Marquis Flowers . The seventh-round pick Cincinnati received was later determined to be No. 249 overall (Bengals selected QB Logan Woodside).
Sept. 2, 2017	— Acquired a conditional 2019 sixth-round draft choice from Dallas for CB Bene Benwikere . The conditions required to authorize the draft choice were met in 2018. The sixth-round pick Cincinnati received was No. 198 overall (Bengals later traded pick to San Francisco on 4-27-19).
March 14, 2018	— Acquired OT Cordy Glenn , a 2018 first-round draft choice and a '18 fifth-round draft choice from Buffalo for a '18 first-round draft choice and an '18 sixth-round choice. The first-round pick Cincinnati received was No. 21 overall (Bengals selected C Billy Price). The fifth-round pick Cincinnati received was No. 158 overall (Bengals selected DT Andrew Brown). The first-round draft pick Buffalo received was No. 12 overall (Bills later traded pick to Tampa Bay). The sixth-round draft pick Buffalo received was No. 187 overall (Bills selected WR Ray-Ray McCloud).
April 27, 2018*	— Acquired a 2018 second-round draft choice and an '18 third-round draft choice from Kansas City for an '18 second-round draft choice and an '18 third-round draft choice. The second-round pick Cincinnati received was No. 54 (Bengals selected S Jessie Bates III). The third-round pick Cincinnati received was No. 78 (Bengals selected LB Malik Jefferson). The second-round pick Kansas City received was No. 46 (Chiefs selected LB Breeland Speaks). The third-round pick Kansas City received was No. 100 (Chiefs selected LB Dorian O'Daniel).
April 26, 2019*	— Acquired a 2019 second-round draft choice, a '19 fourth-round draft choice and a '19 sixth-round draft choice from Denver for a '19 second-round draft choice. The second-round pick Cincinnati received was No. 52 (Bengals selected TE Drew Sample). The fourth-round pick Cincinnati received was No. 125 (Bengals selected DT Renell Wren). The sixth-round pick Cincinnati received was No. 182 (Bengals selected RB Trayveon Williams). The second-round pick Denver received was No. 42 (Broncos selected QB Drew Lock).
April 27, 2019*	— Acquired a 2019 fourth-round draft choice from San Francisco for a '19 fourth-round draft choice and two '19 sixth-round draft choices. The fourth-round pick Cincinnati received was No. 104 (Bengals selected QB Ryan Finley). The fourth-round pick San Francisco received was No. 110 (49ers selected P Mitch Wishnowsky). The sixth-round picks San Francisco received were No. 183 (49ers selected OT Justin Skule) and No. 198 (49ers selected CB Tim Harris).
April 27, 2019*	— Acquired a 2019 fourth-round draft choice from Dallas for a '19 fifth-round draft choice and a '19 sixth-round draft choice. The fourth-round pick Cincinnati received was No. 136 (Bengals selected G Michael Jordan). The fifth-round pick Dallas received No. 149 (Cowboys later traded pick to Oakland). The sixth-round pick Dallas received was No. 213 (Cowboys selected S Donovan Wilson).
Sept. 4, 2020	— Acquired DE Christian Covington from Denver for LB Austin Calitro .
Oct. 28, 2020	— Acquired G/C B.J. Finney and a 2021 seventh-round draft pick from Seattle for DE Carlo Dunlap . The seventh-round pick Cincinnati received was No. 235 (Bengals selected DE Wyatt Hubert).
March 19, 2021	— Acquired a 2021 sixth-round draft choice from Houston for QB Ryan Finley and a '21 seventh-round draft choice. The sixth-round pick Cincinnati received was No. 202 (Bengals selected RB Chris Evans). The seventh-round pick Houston received was No. 233 (Texans later traded pick to L.A. Rams).
April 30, 2021*	— Acquired a 2021 second-round draft choice and two '21 fourth-round draft choices from New England for a '21 second-round draft choice. The second-round pick Cincinnati received was No. 46 (Bengals selected G Jackson Carman). The fourth-round picks Cincinnati received were No. 122 (Bengals selected DT Tyler Shelvin) and No. 139 (Bengals selected OT D'Ante Smith). The second-round pick New England received was No. 38 (Patriots selected DT Christian Barmore).
Aug. 30, 2021	— Acquired DT B.J. Hill from the N.Y. Giants for C Billy Price .
April 29, 2022*	— Acquired a 2022 second-round draft choice from Buffalo for a '22 second-round draft choice and a '22 sixth-round draft choice. The second-round pick Cincinnati received was No. 60 (Bengals selected CB Cam Taylor-Britt). The second-round pick Buffalo received was No. 63 (Bills selected RB James Cook). The sixth-round pick Buffalo received was No. 209 (Bills selected OT Luke Tenuta).
April 30, 2022*	— Acquired a 2022 fifth-round draft choice from Chicago for a '22 fifth-round draft choice and a '22 seventh-round draft choice. The fifth-round draft pick Cincinnati received was No. 166 (Bengals selected S Tycen Anderson). The fifth-round pick Chicago received was No. 174 (Bears selected DE Dominique Robinson). The seventh-round draft pick Chicago received was No. 226 (Bears selected OT Ja'Tyre Carter).

PLAYER HISTORY — DRAFTS

1968 AFL EXPANSION DRAFT JAN. 21

PLAYER	POS.	COLLEGE	AFL TEAM
Dan Archer*	T	Oregon	Oakland Raiders
Estes Banks*	RB	Colorado	Oakland Raiders
Joe Bellino	RB	Navy	Boston Patriots
Jim Boudreaux	DT	Louisiana Tech	Boston Patriots
Dan Brabham*	LB	Arkansas	Houston Oilers
Solomon Brannan	DB	Morris Brown	N.Y. Jets
Bill Brown	T	Texas-El Paso	N.Y. Jets
Gary Bugenhagen	T	Syracuse	Buffalo Bills
Frank Buncom*	LB	Southern California	San Diego Chargers
Chris Griffin*	SE	Stanford	Kansas City Chiefs
Bobby Burnett	RB	Arkansas	Buffalo Bills
J.D. Garrett	RB	Grambling	Boston Patriots
Cookie Gilchrist	RB	(none)	Denver Broncos
White Graves*	DB	Louisiana State	Boston Patriots
Jim Griffin	DE	Grambling	San Diego Chargers
Ron Hall	DB	Missouri Valley	Boston Patriots
Sherrill Headrick*	LB	Texas Christian	Kansas City Chiefs
Bobby Hunt*	DB	Auburn	Kansas City Chiefs
Joe Bob Isbell	G	Houston	Houston Oilers
Nate Johns	RB	San Diego State	Oakland Raiders
Willie Lee Jones*	DE	Kansas State	Houston Oilers
Mike Kellogg	RB	Santa Clara	Denver Broncos
Charlie King	DB	Purdue	Buffalo Bills
Frank Marsh	RB	Oregon State	San Diego Chargers
John Matlock*	C	Miami (Fla.)	N.Y. Jets
Pat Matson*	G	Oregon	Denver Broncos
Pete Perreault*	G	Boston University	N.Y. Jets
Bob Poole	TE	Clemson	Houston Oilers
Al Reynolds	G	Tarkio	Kansas City Chiefs
Andy Rice*	DT	Texas Southern	Houston Oilers
Bob Schmidt	T	Minnesota	Buffalo Bills
Rod Sherman*	FL	Southern California	Oakland Raiders
Richard Sligh	DT	N.C. Central	Oakland Raiders
Fletcher Smith*	DB	Tennessee State	Kansas City Chiefs
Henry Sorrell	LB	Tenn.-Chattanooga	Denver Broncos
Dick Van Raaphorst	PK	Ohio State	San Diego Chargers
Jim Waskiewicz	C/LB	Wichita State	N.Y. Jets
Ernie Wright*	T	Ohio State	San Diego Chargers
Lonnie Wright	DB	Colorado State	Denver Broncos
Rich Zecher	DT	Utah State	Buffalo Bills

NOTES: On Jan. 21, the Bengals selected 40 players in an expansion draft, taking five from each AFL team except Miami (the Dolphins were exempt because they had their inaugural season themselves just two years earlier in 1966). An asterisk (*) denotes a player who made the Bengals' all-time roster.

1968 AFL/NFL DRAFT JAN. 30-31

RD.	PLAYER	POS.	COLLEGE	SEL. #
1	Bob Johnson	C	Tennessee	*2
(sent to Miami in trade on 12-26-67)				
2a	Bill Staley	DE/T	Utah State	*28
(sent to Miami in trade on 12-26-67)				
2b	Tom Smiley	RB	Lamar	*54
3a	Gary Davis	QB	Vanderbilt	*56
3b	Paul Robinson	RB	Arizona	*82
3c	Dale Livingston	P/PK	Western Michigan	*83
4a	Jess Phillips	DB	Michigan State	*84
4b	Warren McVea	RB	Houston	*109
(sent to Denver in trade on 1-22-68)				
5a	Dave Middendorf	G	Washington State	*112
(expansion pick acquired from Denver Broncos; then sent to Buffalo in trade on 1-30-68)				
5b	Al Beauchamp	LB	Southern University	*138
6a	Howard Fest	T	Texas	*139
6b	Bill Kendrick	DT	Alabama A&M	*143
(expansion pick acquired from Boston Patriots)				
6c	John Neider	LB	Louisville	*145
(expansion pick acquired from Buffalo Bills)				
6d	Dewey Warren	QB	Tennessee	*155
(expansion pick acquired from San Diego Chargers)				
6e	Essex Johnson	RB	Grambling	*156
(expansion pick acquired from N.Y. Jets)				
6f	Elmo Maples	WR	Southern University	*158
(expansion pick acquired from Kansas City Chiefs)				
6g	Sidney Ellis	DB	Jackson State	*160
(expansion pick acquired from Houston Oilers)				
6h	Monk Williams	RB	Arkansas AM&N	*163
(expansion pick acquired from Oakland Raiders)				
6i	Jim Johnson	DB	South Carolina State	*165
7a	Steve Smith	TE	Miami (Fla.)	*166
7b	Wes Bean	LB	Grambling	*192
8a	Harry Gunner	LB	Oregon State	*193
8b	Ed Brantley	T	North Texas State	*219
9a	Phil Johnson	DB	Long Beach State	*220
9b	Steve Hanrahan	DT	Weber State	*246
10a	Wayne Patrick	RB	Louisville	*247
10b	James Russell	TE	North Texas State	*273
11a	Wally Scott	CB	Arizona	*274
11b	Jeff Banks	LB	Pacific	*300
12a	Bob Trumphy	TE	Utah	*301
12b	Harold Jones	T	Grambling	*327
13a	James Bivins	LB	Texas Southern	*328
13b	Ted Washington	RB	San Diego State	*354
14a	Les Webster	RB	Iowa State	*355
14b	Steve Lewicke	DE	Texas-El Paso	*381
15a	Harvey Palmore	G	Morgan State	*382
15b	Joe Mira	WR	Miami (Fla.)	*408
16a	James Williams	DB	Alcorn A&M	*409
16b	Brown Marks	LB	Indiana	*435
17a	Don Manning	LB	UCLA	*436
17b	James Smith	TE	Jackson State	*462

*NOTES: The expansion Bengals received the second and last choices in Round 1; the first and last choices in Rounds 2-17; one additional choice at the end of Rounds 2-4; and all AFL six-round selections except Miami's (Cincinnati received Denver's fifth-round pick in lieu of their sixth-rounder because the Broncos previously had sent their sixth-rounder to Miami in a 1967 trade; the Dolphins were exempt from having to surrender their sixth-round pick because they had their inaugural season themselves just two years earlier in 1966). Oakland had the No. 108 overall choice in Round 4 but passed twice, allowing Green Bay to move from No. 109 to 108 and Cincinnati to move from No. 110 to 109. The Bengals' No. 462 pick was the last selection of the 1968 AFL/NFL draft.

1969 AFL/NFL DRAFT JAN. 28-29

RD.	PLAYER	POS.	COLLEGE	SEL. #
1	Greg Cook	QB	Cincinnati	5
2	Bill Bergey	LB	Arkansas State	31
3	Speedy Thomas	WR	Utah	57
4	Clem Turner	RB	Cincinnati	83
5	Guy Dennis	G	Florida	109
6	Ken Riley	CB	Florida A&M	135
7	Royce Berry	DE	Houston	161
8	Tim Buchanan	LB	Hawaii	187
9	Mike Stripling	RE	Tulsa	213
10	Steve Howell	TE	Ohio State	239
11	Mark Stewart	S	Georgia	265
12	Lonnie Paige	DT	North Carolina State	290
13	Chuck Benson	WR	Southern Illinois	316
14	Mike Wilson	RB	Dayton	343
15	Bill Shoemaker	PK	Stanford	369
16	Bill Schmitt	LB	Missouri	395
17	Terry Story	T	Georgia Tech	421

1970 NFL DRAFT JAN. 27-28

RD.	PLAYER	POS.	COLLEGE	SEL. #
1	Mike Reid	DT	Penn State	7
2	Ron Carpenter	DT	North Carolina State	32
3	Chip Bennett	LB	Ablene Christian	60
4a	Joe Stephens	G	Jackson State	85
4b	Billie Hayes	DB	San Diego State	104
(acquired from Kansas City in trade on 9-8-69)				
(sent to N.Y. Jets in trade on 7-28-68)				
5	Nick Roman	LB	Ohio State	241
6	Sandy Durko	S	Southern California	137
7	Lemar Parrish	CB	Lincoln University (Mo.)	163
8	Bill Trout	DT	Miami (Fla.)	188
9	Bill Bolden	RB	UCLA	216
10	Nick Roman	LB	Ohio State	241
11	Sam Wallace	LB	Grambling	266
12	Tom Truesdell	DE	Ohio Wesleyan	294
13	Paul Dunn	RB	U.S. International	319
14	Joe Johnson	WR	Johnson C. Smith	344
15	Marvin Weeks	DB	Alcorn A&M	372
16	Larry Ely	LB	Iowa	397
17	Richard Lee Smith	RB	Washington	422

1971 NFL DRAFT JAN. 28-29

RD.	PLAYER	POS.	COLLEGE	SEL. #
1	Vernon Holland	T	Tennessee State	15
2	Steve Lawson	G	Kansas	41
3	Ken Anderson	QB	Augustana (Ill.)	67
4	Fred Willis	RB	Boston College	93
5	Arthur May	DE	Tuskegee	110
(acquired from N.Y. Jets in trade on 10-26-70)				
(sent to San Diego in trade on 8-4-70)				
6	(sent to Buffalo in trade on 8-26-70)			145
7	Neal Craig	S	Fisk	171
8	Fred Herring	CB	Tennessee State	197
9	Gary Gustafson	LB	Montana State	223
10	Jack Stambaugh	G	Oregon	249
11	Ed Marshall	WR	Cameron	275
12	J. Rod Hayden	DE	Memphis State	301
13	David Knapman	TE	Central Washington	327
14	Irvine Mallory	DB	Virginia Union	353
15	Bob Thomas	RB	Arizona State	379
16	Mark Debevc	LB	Ohio State	405
17	Sam Pearson	CB	Western Kentucky	432

*NOTE: The Bengals had the No. 431 overall choice in Round 17 but passed, allowing Kansas City to move from No. 432 to 431.

1972 NFL DRAFT FEB. 1-2

RD.	PLAYER	POS.	COLLEGE	SEL. #
1	Sherman White	DE	California	2
2	Tommy Casanova	DB	Louisiana State	29
3	Jim LeClair	LB	North Dakota	54
4	Bernard Jackson	DB	Washington State	81
5	Tom DeLeon	C	Ohio State	106
(sent to Chicago in trade on 9-2-70)				
6	Steve Conley	LB/RB	Kansas	158
8	Dan Kratzer	WR	Missouri Valley	185
9	Stan Walters	T	Syracuse	210
10	Brian Foster	CB	Colorado	237
11	Kent Pederson	TE	California, Santa Barbara	261
12	Rick Jones	S	Cal Poly-SLO	289
13	James Hamilton	P/QB	Arkansas State	314
14	Steve Porter	WR	Indiana	341
15	Hosea Minnieweather	DT	Jackson State	366
16	John Wiegmann	WR	Cal Poly-Pomona	393
17	Dave Green	P/K	Ohio	418

*NOTE: Buffalo had the No. 261 overall choice in Round 11 but passed, allowing the Bengals to move from No. 262 to 261.

1973 NFL DRAFT JAN. 30-31

RD.	PLAYER	POS.	COLLEGE	SEL. #
1	Isaac Curtis	WR	San Diego State	15
2	Al Chandler	TE	Oklahoma	43
3	Tim George	WR	Carson-Newman	68
(sent to Baltimore in trade on 2-1-72)				
5	Bob McCall	RB	Arizona	121
6	Bob Jones	CB	Virginia Union	146
7	Bob Maddox	DT/DE	Frostburg State	171
8	Joe Wilson	RB	Holy Cross	199
9	John Dampier	G	Notre Dame	224
10	Lenvil Elliott	RB	Northeast Missouri State	249
11	William Montgomery	DB	Mehouse (Ga.)	277
12	Boobie Clark	RB	Bethune-Cookman	302
13	Brooks West	DT	Texas-El Paso	327
14	Hurles Scales	DB	North Texas State	355
15	Ted McNulty	QB	Indiana	380
16	Harry Unger	RB	Auburn	405
17	Wayne Estabrook	QB	Whittier	433

1974 NFL DRAFT JAN. 29-30

RD.	PLAYER	POS.	COLLEGE	SEL. #
1	Bill Kollar	DT	Montana State	23
2	Charlie Davis	RB	Colorado	48
3a	Dave Lapham	T	Syracuse	61
<i>(acquired from New Orleans in trade on 9-7-73)</i>				
3b	Evan Joltz	LB	Cincinnati	73
4a	Mike Boryla	QB	Stanford	87
<i>(acquired from New England in trade on 8-22-73)</i>				
4b	Daryl White	G	Nebraska	98
4c	Richard Williams	WR	Abilene Christian	103
<i>(acquired from Minnesota in trade on 8-10-73)</i>				
5a	Haskel Stanback	RB	Tennessee	114
<i>(acquired from New Orleans in trade on 9-7-73)</i>				
5b	Richard Bishop	DT	Louisville	127
6a	Robin Sinclair	DB	Washington State	152
6b	William Bryant	DB	Grambling	153
<i>(acquired from New Orleans in trade on 4-10-73)</i>				
7	Ken Sawyer	DB	Syracuse	177
8	John McDaniel	WR	Lincoln	202
9	Ed Johnson	DE	Southern Methodist	231
10	Chuck Herd	WR	Penn State	256
11	Ed Kezirian	T	UCLA	281
12	Rudy McClinton	DB	Xavier (Ohio)	306
13	Ted Jorjov	LB	Iowa State	335
14	Mike Phillips	DE	Cornell	360
15	Isaac Jackson	RB	Kansas State	385
16	Daryl Bishop	DB	Kentucky	410
17	Jim Smith	RB	North Carolina Central	439

1-s Clint Longley, Jr. QB Abilene Christian *
 *NOTE: The Bengals selected QB Clint Longley Jr. in the first round of the 1974 NFL Supplemental Draft. Longley was later traded to Dallas on 7-3-74.

1975 NFL DRAFT JAN. 28-29

RD.	PLAYER	POS.	COLLEGE	SEL. #
1	Glenn Cameron	LB	Florida	14
2	Al Kreviss	T	Boston College	39
3a	Gary Burley	DE	Pittsburgh	55
<i>(acquired from Atlanta in trade on 8-21-74)</i>				
3b	Gary Sheide	QB	Brigham Young	64
3c	Bo Harris	LB	Louisiana State	77
<i>(acquired from Minnesota in trade on 8-10-73)</i>				
4	(sent to Minnesota in trade on 8-10-73)			89
4	Stan Fritts	RB	North Carolina State	97
<i>(acquired from Buffalo in trade on 8-28-74)</i>				
5a	Pat McNally	P/WR	Harvard	120
5b	Jeff West	P/TE	Cincinnati	122
<i>(acquired from Dallas in trade on 7-3-74)</i>				
6a	Tom Shuman	QB	Penn State	142
<i>(acquired from Philadelphia in trade on 3-8-74)</i>				
6b	Rollen Smith	CB	Arkansas	145
7	Chris Devlin	LB	Penn State	170
8	Ricky Davis	S	Alabama	195
9a	Greg Dubinetz	G	Yale	220
9b	Lofell Williams	WR/RB	Virginia Union	227
<i>(acquired from Buffalo in trade on 7-31-74)</i>				
10	Rocky Felker	QB	Mississippi State	245
11	Marvin Cobb	CB	Southern California	276
12	Jack Novak	TE	Wisconsin	301
13	Ron Rosenberg	LB	Montana	326
14	Frank Haywood	DT	North Carolina State	351
15	Greg Enright	PK	Southern Oregon	376
16	John Tuttle	WR	Kansas State	401
17	Elvin Charity	CB	Yale	432

1976 NFL DRAFT APRIL 8-9

RD.	PLAYER	POS.	COLLEGE	SEL. #
1a	Billy Brooks	WR	Oklahoma	11
<i>(acquired from Philadelphia in trade on 3-8-74)</i>				
1b	Archie Griffin	RB	Ohio State	24
2a	Glenn Bujnoch	G	Texas A&M	38
<i>(acquired from Philadelphia in trade on 6-29-75)</i>				
2b	Chris Bahr	PK	Penn State	51
3a	Danny Reece	DB	Southern California	69
<i>(acquired from Philadelphia in trade on 6-16-75)</i>				
3b	Reggie Williams	LB	Dartmouth	82
4a	Tony Davis	RB	Nebraska	106
<i>(acquired from Kansas City in trade on 4-18-75)</i>				
4b	Greg Fairchild	T/G	Tulsa	116
5a	Willie Shelby	DB/WR	Alabama	138
<i>(acquired from San Francisco in trade on 6-11-75)</i>				
5b	Scott Perry	DB	Williams	147
6	Orlando Nelson	TE	Utah State	176
7a	Bob Bateman	QB	Brown	187
<i>(acquired from New England in trade on 9-8-75)</i>				
7b	Pete Rome	DB	Miami (Ohio)	192
<i>(acquired from Green Bay in trade on 9-9-75)</i>				
7c	Ken Kuhn	LB	Ohio State	205
8	Ron Hunt	T	Oregon	232
9	Lonnie Allgood	WR	Syracuse	259
10	Tom Klaban	K	Ohio State	287
11	Melvin Morgan	DB	Mississippi Valley State	314
12	Joe Dale Harris	WR	Alabama	340
13	Randy Walker	RB	Miami (Ohio)	371
14	Greg Coleman	P/PK	Florida A&M	398
15	Lynn Hieber	QB	Indiana (Pa.)	425
16	George Demopoulos	C	Miami (Fla.)	455
17	Scott Dannelley	T/G	Ohio State	482

1977 NFL DRAFT MAY 3-4

RD.	PLAYER	POS.	COLLEGE	SEL. #
1a	Eddie Edwards	DT	Miami (Fla.)	3
<i>(acquired from Buffalo in trade on 6-23-76)</i>				
1b	Wilson Whitley	DT	Houston	8
<i>(acquired from Philadelphia in trade on 7-10-74)</i>				
1c	Mike Cobb	TE	Michigan State	22
2	Pete Johnson	RB	Ohio State	49
3	Mike Voight	RB	North Carolina	76
4a	Rick Walker	TE	UCLA	85
<i>(acquired from Tampa Bay in trade on 9-7-76)</i>				
4b	Mike Wilson	T	Georgia	103
4c	Jerry Anderson	CB	Oklahoma	105
<i>(acquired from St. Louis in trade on 6-21-76)</i>				
5	Ray Phillips	LB	Nebraska	133
6	Tom Duniven	QB	Texas Tech	160
7a	Louis Breeden	DB	North Carolina Central	187
7b	Jim Corbett	TE	Pittsburgh	194
<i>(acquired from Minnesota in trade on 6-3-76)</i>				
8	Jose Saint-Victor	G	Syracuse	214
9	Willie Zachary	WR	Central State (Ohio)	245
10	Bob Bialik	P	Hillsdale (Mich.)	272
11a	Joel Parrish	G	Georgia	292
<i>(acquired from San Diego in trade on 3-1-77)</i>				
11b	Carl Allen	DB	Southern Mississippi	299
12	Alex Percival	WR	Morehouse (Ga.)	326

1978 NFL DRAFT MAY 2-3

RD.	PLAYER	POS.	COLLEGE	SEL. #
1a	Ross Browner	DL	Notre Dame	8
<i>(acquired from Philadelphia in trade on 7-10-74)</i>				
1b	Blair Bush	C	Washington	16
2a	Ray Griffin	CB	Ohio State	35
<i>(acquired from Philadelphia in trade on 7-10-74)</i>				
2b	Deacon Turner	RB	San Diego State	45
3a	Ted Vincent	DT	Wichita State	72
3b	Don Bass	WR	Houston	83
<i>(acquired from Denver in trade on 3-16-77)</i>				
4	Dennis Law	WR	East Tennessee State	99
5a	Tom Dinkel	LB	Kansas	126
5b	Rob Hertel	QB	Southern California	131
<i>(acquired from Chicago in trade on 5-11-76)</i>				
6	Steve Geise	RB	Penn State	155
7a	Joe Branson	S	Livingstone (N.C.)	182
7b	Danny Bass	T	Elon (N.C.)	193
<i>(acquired from Denver in trade on 3-16-77)</i>				
8	Bill Miller	T	Western Illinois	211
9	Ron Shumon	LB	Wichita State	238
10	Tom DePaso	LB	Penn State	267
11a	Calvin Prince	RB	Louisville	293
<i>(acquired from St. Louis in trade on 8-30-77)</i>				
11b	Mark Donahue	G	Michigan	294
12	Kim Featsent	WR	Kent State	323

1979 NFL DRAFT MAY 3-4

RD.	PLAYER	POS.	COLLEGE	SEL. #
1a	Jack Thompson	QB	Washington State	3
1b	Charles Alexander	RB	Louisiana State	12
<i>(acquired from Washington in trade on 6-26-78)</i>				
2	Dan Ross	TE	Northeastern	30
3	Barney Cotton	G	Nebraska	59
4a	James White	DT	Albany State	84
4b	Vaughn Lusby	CB	Arkansas	91
<i>(acquired from Chicago in trade on 8-22-78)</i>				
5	Casey Merrill	DE	California, Davis	113
6	Steve Kreider	WR	Lehigh	139
7	Max Montoya	T	UCLA	168
8	Howie Kurnick	LB	Cincinnati	194
9	Scott Burk	S	Oklahoma State	223
10	Nathan Poole	RB	Louisville	250
11	Ken Bungarda	DE	Missouri	278
12	Jim Browner	S	Notre Dame	304

1980 NFL DRAFT APRIL 29-30

RD.	PLAYER	POS.	COLLEGE	SEL. #
1	Anthony Munoz	T	Southern California	3
2	Kirby Criswell	LB	Kansas	31
3	Rod Horn	DL	Nebraska	59
4	Bill Glass	G	Baylor	86
5	Bryan Hicks	S	McNeese State	113
6a	Jo Jo Heath	KR/DB	Pittsburgh	141
6b	Andrew Melontree	LB	Baylor	159
<i>(acquired from Tampa Bay in trade on 5-30-79)</i>				
7a	Ron Simpkins	LB	Michigan	167
<i>(acquired from San Francisco in trade on 7-16-79)</i>				
7b	Gary Don Johnson	DT	Baylor	168
8	Mark Lyles	RB	Florida State	196
9	Greg Bright	S	Morehead State	224
10	Sandro Vitiello	K	Massachusetts	252
11	Alton Alexis	WR	Tulane	*281
12	Mike Wright	QB	Vanderbilt	308

*NOTE: The Bengals had the No. 280 overall choice in Round 11 but passed, allowing Baltimore to move from No. 281 to 280.

1981 NFL DRAFT APRIL 28-29

RD.	PLAYER	POS.	COLLEGE	SEL. #
1	David Verser	WR	Kansas	10
2	Cris Collinsworth	WR	Florida	37
3	John Simmons	CB	Southern Methodist	64
4	Guy Frazier	LB	Wyoming	93
5	Benjie Pryor	TE	Pittsburgh	120
6	Rex Robinson	PK	Georgia	146
7	Jeff Schuh	LB	Minnesota	176
8	Bobby Kemp	S	Cal State-Fullerton	202
9a	Jim Hannula	OL	Northern Illinois	229
9b	Samoa Samoa	RB	Washington State	230
<i>(acquired from San Francisco in trade on 3-19-80)</i>				
10	Hubert Simpson	RB	Tennessee	258
11	Robert Jackson	S	Central Michigan	285
12	Mark O'Connell	QB/K	Ball State	312

1982 NFL DRAFT APRIL 27-28

RD.	PLAYER	POS.	COLLEGE	SEL. #
1	Glen Collins	DE	Mississippi State	26
2	Emanuel Weaver	NT	South Carolina	54
3	Rodney Holman	TE	Tulane	82
4	Rodney Tate	RB	Texas	110
5	Paul Sorensen	DB	Washington State	138
6	Arthur King	NT	Grambling	166
7	Ben Needham	LB	Michigan	194
8	Kari Yli-Renko	T	Cincinnati	222
9	James Bennett	WR	Northwestern State (La.)	250
10	Larry Hogue	CB	Utah State	278
11	Russell Davis	RB	Idaho	305
12	Dan Feraday	QB	Toronto	333

1983 NFL DRAFT APRIL 26-27

RD.	PLAYER	POS.	COLLEGE	SEL. #
1	Dave Rimington	C	Nebraska	25
2	Ray Horton	CB	Washington	53
3	Jimmy Turner	CB	UCLA	81
4	Steve Maidlow	LB	Michigan State	109
5	Jeff Christensen	QB	Eastern Illinois	137
6a	Kiki DeAyala	LB	Texas	152
<i>(acquired from New Orleans in trade on 8-20-82)</i>				
6b	Larry Kinnebrew	RB	Tennessee State	165
7	James Griffin	S	Middle Tennessee State	193
8	Mike Martin	WR	Illinois	221
9	Stanley Wilson	RB	Oklahoma	248
10	Tim Krumrie	NT	Wisconsin	276
11	Gary Williams	WR	Ohio State	304
12	Andre Young	LB	Bowling Green	332

1984 NFL DRAFT MAY 1-2

RD.	PLAYER	POS.	COLLEGE	SEL. #
1	(acquired from Tampa Bay in trade on 6-2-83, then sent to New England in trade on 4-4-84)			1
1a	Ricky Hunley	LB	Arizona	7
1b	Pete Koch	DE	Maryland	16
<i>(acquired from New England in trade on 4-4-84)</i>				
1c	Brian Blados	OL	North Carolina	28
<i>(acquired from New England in trade on 4-4-84)</i>				
2	Boomer Esiason	QB	Maryland	38
3	Stanford Jennings	RB	Furman	65
4	John Farley	RB	Cal State-Sacramento	92
5	Barney Bussey	DB	South Carolina State	119
6	Don Kern	TE	Arizona State	150
7	Leo Barker	LB	New Mexico State	177
8	Bruce Reimers	T	Iowa State	204
9	Bruce Kozerski	OL	Holy Cross	231
10a	Aaron Jackson	LB	North Carolina	262
10b	Brent Ziegler	RB	Syracuse	265
<i>(acquired from New England in trade on 4-4-84)</i>				
11	Steve McKeaver	RB	Central State (Okla.)	289
12	Steve Racquet	LB	Holy Cross	316

1-s Wayne Peace QB Florida *
 2-s Bill Johnson RB Arkansas State *35
 3-s Tom Kilkenny LB Temple *65
 *NOTE: On June 5, the NFL held a supplemental draft for college seniors who had been eligible for the league's common draft a month earlier but had already signed a contract with a pro team in either the USFL or the CFL and thus were not selected by an NFL team in that common draft. In the supplemental draft, NFL teams obtained the rights to 84 of those players (76 USFL and eight CFL). The Bengals drafted three of them: QB Wayne Peace (had signed with the Tampa Bay Bandits of the USFL), RB Bill Johnson (Denver Gold, USFL) and

1985 NFL DRAFT APRIL 30-MAY 1

RD.	PLAYER	POS.	COLLEGE	SEL. #
1a	Eddie Brown	WR	Miami (Fla.)	13
1b	Emanuel King	LB	Alabama	25
<i>(acquired from Seattle in trade on 6-29-83)</i>				
2	Carl Zander	LB	Tennessee	43
3	Sean Thomas	CB	Texas Christian	70
4	Anthony Tuggle	CB	Nicholls State	97
5a	Tony Degrale	NT	Texas	127
5b	Lee Davis	CB	Mississippi	129
<i>(acquired from New England in trade on 4-4-84)</i>				
6a	Eric Stokes	T	Northeastern	148
<i>(acquired from Tampa Bay in trade on 6-24-84)</i>				
6b	Keith Lester	TE	Murray State	154
7a	Kim Locklin	RB	New Mexico State	172
<i>(acquired from Atlanta in trade on 8-23-84)</i>				
7b	Joe Walter	T	Texas Tech.	181
8	Dave Strobel	LB	Iowa	211
9	Keith Cruise	DE	Northwestern	238
10	Bernard King	LB	Syracuse	265
11	Harold Stanfield	TE	Mississippi College	296
12	Louis Garza	T	New Mexico State	322

*NOTE: The Bengals had the No. 295 overall choice in Round 11 but passed, allowing New England to move from No. 296 to 295.

1986 NFL DRAFT APRIL 29-30

RD.	PLAYER	POS.	COLLEGE	SEL. #
1a	Joe Kelly	LB	Washington	11
1b	Tim McGee	WR	Tennessee	21
<i>(acquired from Denver in trade on 10-9-84)</i>				
2	Lewis Billups	CB	North Alabama	38
3a	Jim Skow	DE	Nebraska	58
<i>(acquired from Atlanta in trade on 4-2-86)</i>				
3b	Mike Hammerstein	DE	Michigan	65
3c	David Fulcher	S	Arizona State	78
<i>(acquired from Denver in trade on 10-9-84)</i>				
4a	Eric Kattus	TE	Michigan	91
4b	Doug Gaynor	QB	Cal State-Long Beach	99
<i>(acquired from Seattle in trade on 10-15-85)</i>				
5	Leon White	LB	Brigham Young	123
6	Gary Hunt	CB	Memphis State	152
7	Pat Franklin	RB	Southwest Texas State	177
8	David Douglas	T	Tennessee	204
9	Cary Whittingham	LB	Brigham Young	230
10	Jeff Shaw	NT	Salem College	262
11a	Tim Stone	T	Kansas State	289
11b	Tom Flaherty	LB	Northwestern	294
<i>(acquired from Green Bay in trade on 9-4-85)</i>				
12	Steve Bradley	QB	Indiana	316

1987 NFL DRAFT APRIL 28-29

RD.	PLAYER	POS.	COLLEGE	SEL. #
1	Jason Buck	DE	Brigham Young	17
2	Eric Thomas	CB	Tulane	49
3a	Leonard Bell	FS	Indiana	76
3b	Skip McClendon	DE	Arizona State	77
<i>(acquired from Seattle in trade on 8-27-86)</i>				
4	Jim Riggs	TE	Clemson	103
5a	Marc Logan	RB	Kentucky	130
5b	Greg Horne	P/K	Arkansas	139
<i>(acquired from Denver in trade on 10-9-84)</i>				
6	Sonny Gordon	FS	Ohio State	157
7	Chris Thatcher	G/C	Lafayette	188
8	Solomon Wilcott	CB	Colorado	215
9	Craig Raddatz	LB	Wisconsin	242
10	David McCluskey	RB	Georgia	269
11	Jim Warne	T	Arizona State	296
12	John Holifield	RB	West Virginia	328

1988 NFL DRAFT APRIL 24-25

RD.	PLAYER	POS.	COLLEGE	SEL. #
1	Rickey Dixon	CB	Oklahoma	5
2	Elbert "Ickey" Woods	RB	Nevada-Las Vegas	31
3	Kevin Walker	LB	Maryland	57
4	David Grant	NT	West Virginia	84
5	Herb Wester	T	Iowa	114
6	Paul Jetton	OL	Texas	141
7	Rich Romer	LB	Union (N.Y.)	168
8	Curtis Maxey	NT	Grambling	195
9	Brandy Wells	DB	Notre Dame	226
10	Ellis Dillahunt	DB	East Carolina	253
11	Paul Hickert	K	Murray State	280
12	Carl Parker	WR	Vanderbilt	307

1989 NFL DRAFT APRIL 23-24

RD.	PLAYER	POS.	COLLEGE	SEL. #
1	(sent to Atlanta in trade on 4-23-89)			27
2a	Eric Ball	RB	UCLA	35
	(acquired from Atlanta in trade on 4-23-89)			
2b	Freddie Childress	G	Arkansas	55
3	Erik Wilhelm	QB	Oregon State	83
4a	Kerry Owens	LB	Arkansas	89
	(acquired from Atlanta in trade on 4-23-89)			
4b	Rob Woods	T	Arizona	111
5	Natu Tuatagaloa	NT	California	138
6	Craig Taylor	RB	West Virginia	166
7	Kendal Smith	WR	Utah State	194
8	Chris Chenault	LB	Kentucky	222
9	Richard Stephens	T	Tulsa	250
10a	Cornell Holloway	CB	Pittsburgh	256
	(acquired from Atlanta in trade on 4-23-89)			
10b	Bob Jean	QB	New Hampshire	278
11	Dana Wells	NT	Arizona	306
12	Scott Jones	T	Washington	334

1990 NFL DRAFT APRIL 22-23

RD.	PLAYER	POS.	COLLEGE	SEL. #
1	James Francis	LB	Baylor	12
2	Harold Green	RB	South Carolina	38
3	Bernard Clark	LB	Miami (Fla.)	65
4	Mike Brennan	T	Notre Dame	91
5	Lynn James	WR	Arizona State	122
6	Don Odegard	CB	Nevada-Las Vegas	150
7	Craig Ogletree	LB	Auburn	177
8	Doug Wellsandt	TE	Washington State	204
9	Mitchell Price	CB	Tulane	234
10	Eric Crigler	T	Murray State	261
11	Tim O'Connor	T	Virginia	288
12	Andre Riley	WR	Washington	314

1991 NFL DRAFT APRIL 21-22

RD.	PLAYER	POS.	COLLEGE	SEL. #
1	Alfred Williams	LB	Colorado	18
2	(sent to San Francisco in trade on 4-21-91)			45
2	Lamar Rogers	DE	Auburn	52
	(acquired from San Francisco in trade on 4-21-91)			
3	Bob Dahl	DE	Notre Dame	72
4a	Donald Hollas	QB	Rice	99
4b	Rob Carpenter	WR	Syracuse	109
	(acquired from San Francisco in trade on 4-21-91)			
5	Mike Arthur	C	Texas A&M	130
6	Richard Fain	CB	Florida	157
7	Fernandus Vinson	S	North Carolina State	184
8	Mike Dingle	RB	South Carolina	211
9	Shane Garrett	WR	Texas A&M	241
10	Jim Lavin	G/T	Georgia Tech	263
11	Chris Smith	TE	Brigham Young	295
12	Antoine Bennett	CB	Florida A&M	322

1992 NFL DRAFT APRIL 26-27

RD.	PLAYER	POS.	COLLEGE	SEL. #
1	(sent to Washington in trade on 4-26-92)			4
1a	David Klingler	QB	Houston	*6
(acquired from Washington in trade on 4-26-92)				
1b	Darryl Williams	S	Miami (Fla.)	*28
(acquired from Washington in trade on 4-26-92)				
2	Carl Pickens	WR	Tennessee	31
3	(sent to Washington in trade on 4-26-92)			58
3	Leonard Wheeler	CB	Troy State	84
(acquired from Washington in trade on 4-26-92)				
4	Ricardo McDonald	LB	Pittsburgh	88
5	Craig Thompson	TE	North Carolina A&T	115
6	Chris Burns	DE	Middle Tennessee State	142
7	Lance Olberding	T	Iowa	172
8	Roosevelt Nix	DE	Central State (Ohio)	199
9	Osteli Miles	RB	Houston	226
10	Horace Smith	CB	Oregon Tech	256
11	John Earle	OL	Western Illinois	283
12	Eric Shaw	LB	Louisiana Tech	310

1993 NFL DRAFT APRIL 25-26

RD.	PLAYER	POS.	COLLEGE	SEL. #
1	John Copeland	DE	Alabama	5
2	Tony McGee	TE	Michigan	37
3a	Steve Tovar	LB	Ohio State	59
<i>(acquired from N.Y. Jets in trade on 3-17-93)</i>				
3b	Ty Parten	DT	Arizona	63
4	Marcello Simmons	CB	Southern Methodist	90
5	Forey Duckett	CB	Nevada-Reno	117
6	Tom Scott	T	East Carolina	148
7	Lance Gunn	S	Texas	175
8	Doug Pelfrey	K	Kentucky	202

1994 NFL DRAFT APRIL 24-25

RD.	PLAYER	POS.	COLLEGE	SEL. #
1	Dan Wilkinson	DT	Ohio State	1
2	Darnay Scott	WR	San Diego State	30
3a	Jeff Cothran	FB	Ohio State	66
3b	Steve Shine	LB	Northwestern	*86
4	Corey Sawyer	CB	Florida State	104
5	Trent Pollard	T	Eastern Washington	132
6a	Kimo von Oelhoffen	DT	Boise State	162
6b	Jerry Reynolds	T	Nevada-Las Vegas	184
<i>(acquired from L.A. Raiders in trade on 7-16-93)</i>				
7	Ramondo Stallings	DE	San Diego State	195

*NOTE: The Bengals received one compensatory pick (No. 86).

1995 NFL DRAFT APRIL 22-23

RD.	PLAYER	POS.	COLLEGE.....	SEL. #
1	Ki-Jana Carter	HB	Penn State	1
	(acquired from Carolina in trade on 4-22-95)			
1	(sent to Carolina in trade on 4-22-95)			5
2	(sent to Carolina in trade on 4-22-95)			36
3	Melvin Tuten	T	Syracuse	69
4	Sam Shade	S	Alabama	102
5	David Dunn	WR	Fresno State	139
6	Ryan Grigson	T	Purdue	175
7	John Walsh	QB	Brigham Young	213

1996 NFL DRAFT APRIL 20-21

RD.	PLAYER	POS.	COLLEGE	SEL. #
1	Willie Anderson	T	Auburn	10
2	Marco Battaglia	TE	Rutgers	39
3	Ken Blackman	G/T	Illinois	69
4	Jevon Langford	DE	Oklahoma State	108
5	Greg Myers	S	Colorado State	144
6	Tom Tully	LB	Pittsburgh	178
7	Rod Jones	G/T	Kansas	219

1997 NFL DRAFT APRIL 19-20

RD.	PLAYER	POS.	COLLEGE	SEL. #
1	Reinard Wilson	LB	Florida State	14
2	Corey Dillon	HB	Washington	43
3	Rod Payne	C	Michigan	76
4	Tremain Mack	S	Miami (Fla.)	111
5	Andre Purvis	NT	North Carolina	144
6	Canute Curtis	LB	West Virginia	176
7	William Carr	NT	Michigan	217

1998 NFL DRAFT APRIL 18-19

RD.	PLAYER	POS.	COLLEGE	SEL. #
1a	Takeo Spikes	LB	Auburn	13
1b	Brian Simmons	LB	North Carolina	17
(acquired from Washington in trade on 2-26-98)				
2	Artrell Hawkins	CB	Cincinnati	43
3a	Steve Foley	LB	Northeast Louisiana	75
3b	Mike Goff	G	Iowa	78
(acquired from Washington in trade on 2-26-98)				
4	Glen Steele	DL	Michigan	105
5	(sent to Indianapolis in trade on 3-26-98)			
6	Jason Tucker	WR	Texas Christian	167
7a	Marcus Parker	FB	Virginia Tech	202
7b	Damian Vaughn	TE	Miami (Ohio)	222

*NOTE: The Bengals received one compensatory pick (No. 222).

1999 NFL DRAFT APRIL 17-18

RD.	PLAYER	POS.	COLLEGE	SEL. #
1	Akili Smith	QB	Oregon	3
2	Charles Fisher	CB	West Virginia	33
3	Cory Hall	S	Fresno State	65
4	Craig Yeast	WR	Kentucky	98
5	Nick Luckey	FB	Miami (Fla.)	135
6	Kelly Gregg	NT	Oklahoma	173
7a	Tony Coats	G	Washington	209
7b	Scott Covington	QB	Miami (Fla.)	245
7c	Donald Broomfield	DE	Clemson	249

*NOTE: The Bengals received two compensatory picks (Nos. 245 and 249).

2000 NFL DRAFT APRIL 15-16

RD.	PLAYER	POS.	COLLEGE	SEL. #
1	Peter Warrick	WR	Florida State	4
2	Mark Roman	CB	Louisiana State	34
3	Ron Dugans	WR	Florida State	66
4	Curtis Keaton	HB	James Madison	97
5	Robert Bean	CB	Mississippi State	133
6	Neil Rackers	K	Illinois	169
7	Brad St. Louis	TE-LS	Southwest Missouri State	210

2001 NFL DRAFT APRIL 21-22

RD.	PLAYER	POS.	COLLEGE	SEL. #
1	Justin Smith	DE	Missouri	4
2	Chad Johnson	WR	Oregon State	36
3	Sean Brewer	TE	San Jose State	66
4	Rudi Johnson	HB	Auburn	100
5	Victor Leyva	G	Arizona State	135
6	Riall Johnson	LB	Stanford	168
7	T.J. Houshmandzadeh	WR	Oregon State	204

2002 NFL DRAFT APRIL 20-21

RD.	PLAYER	POS.	COLLEGE	SEL. #
1	Levi Jones	OT	Arizona State	10
2	Lamont Thompson	FS	Washington State	41
3	Matt Schobel	TE	Texas Christian	67
	(acquired from Carolina in trade on 4-20-02)			
3	(sent to Carolina in trade on 4-20-02)			73
4	Travis Dorsch	K/P	Purdue	109
5	(sent to Carolina in trade on 4-20-02)			145
6	Marquand Manuel	FS	Florida	181
7	Joey Evans	DE	North Carolina	219

2003 NFL DRAFT APRIL 26-27

RD.	PLAYER	POS.	COLLEGE	SEL. #
1	Carson Palmer	QB	Southern California	1
2	Eric Steinbach	G	Iowa	33
3	Kelley Washington	WR	Tennessee	65
4a	Dennis Weathersby	CB	Oregon State	98
4b	Jeremi Johnson	FB	Western Kentucky	118
<i>(acquired from New Orleans in trade on 8-31-02)</i>				
5	Khalid Abdullah	OLB	Mars Hill	136
6	Langston Moore	DT	South Carolina	174
7a	Scott Kooistra	OT	North Carolina State	215
7b	Elton Patterson	DE	Central Florida	259

*NOTE: The Bengals received one compensatory pick (No. 259).

2004 NFL DRAFT APRIL 24-25

RD.	PLAYER	POS.	COLLEGE	SEL. #
1	(sent to Denver in trade on 4-9-20)			17
1	(acquired from Denver in trade on 4-9-04, then sent to St. Louis in trade on 4-24-04)			24
1	Chris Perry	HB	Michigan	26
<i>(acquired from St. Louis in trade on 4-24-04)</i>				
2a	Keiwan Ratliff	CB	Florida	49
2b	Madieu Williams	FS	Maryland	56
<i>(acquired from New England in trade on 4-19-04)</i>				
3a	Caleb Miller	MLB	Arkansas	80
3b	Landon Johnson	OLB	Purdue	96
4a	Matthias Askew	DT	Michigan State	114
4b	Robert Geathers	DE	Georgia	117
<i>(acquired from Denver in trade on 4-9-04)</i>				
4c	Stacy Andrews	OT	Mississippi	123
<i>(acquired from St. Louis in trade on 4-24-04)</i>				
5	Maurice Mann	WR	Nevada	149
6	Greg Brooks	CB	Southern Mississippi	183
7	Casey Bramlet	QB	Wyoming	218

*NOTE: The Bengals received one compensatory pick (No. 96).

2005 NFL DRAFT APRIL 23-24

RD.	PLAYER	POS.	COLLEGE	SEL. #
1	David Pollack	LB	Georgia	17
2	Odell Thurman	LB	Georgia	48
3	Chris Henry	WR	West Virginia	83
4	Eric Ghiaciuc	C	Central Michigan	119
5	Adam Kieft	OT	Central Michigan	153
6	Tab Perry	WR	UCLA	190
7	Jonathan Fanene	DE	Utah	233

2006 NFL DRAFT APRIL 29-30

RD.	PLAYER	POS.	COLLEGE	SEL. #
1	Johnathan Joseph	CB	South Carolina	24
2	Andrew Whitworth	OL	Louisiana State	55
3	Frostee Rucker	DE	Southern California	91
4	Domata Peko	DT	Michigan State	123
5	A.J. Nicholson	LB	Florida State	157
6	Reggie McNeal	WR	Texas A&M	193
7a	Ethan Kilmer	S	Penn State	209
7b	Bennie Brazell	WR	Louisiana State	231
3-5	Ahmad Brooks	LB	Virginia	*

*NOTE: The Bengals received the No. 209 overall pick from Houston as compensation for the Texans signing restricted free agent WR Kevin Walter (Bengals did not exercise right of first refusal for Texans offer sheet signed on 3-18-06). The Bengals selected LB Ahmad Brooks in the third round of the 2006 NFL Supplemental Draft, thus surrendering their '07 third-round pick in the common draft.

2007 NFL DRAFT APRIL 28-29

RD.	PLAYER	POS.	COLLEGE	SEL. #
1	Leon Hall	CB	Michigan	18
2	Kenny Irons	HB	Auburn	49
3	(exercised this selection in the 2006 supplemental draft)			
4	Marvin White	S	Texas Christian	114
5	Jeff Rowe	QB	Nevada	151
6	Matt Toeaina	DT	Oregon	187
7a	Dan Santucci	C	Notre Dame	230
7b	Chinedum Ndukwe	S	Notre Dame	253

*NOTE: The Bengals received one compensatory pick (No. 253).

2008 NFL DRAFT APRIL 26-27

RD.	PLAYER	POS.	COLLEGE	SEL. #
1	Keith Rivers	LB	Southern California	9
2	Jerome Simpson	WR	Coastal Carolina	46
3a	Pat Sims	DT	Auburn	77
3b	Andre Caldwell	WR	Florida	97
4	Anthony Collins	OT	Kansas	112
5	Jason Shirley	DT	Fresno State	145
6a	Corey Lynch	S	Appalachian State	177
6b	Matt Sherry	TE	Villanova	207
7	(sent to St. Louis in trade on 9-1-07)			217
7a	Angelo Craig	DE	Cincinnati	244
7b	Mario Urrutia	WR	Louisville	246

*NOTE: The Bengals received four compensatory picks (Nos. 97, 207, 244 and 246).

2009 NFL DRAFT APRIL 25-26

RD.	PLAYER	POS.	COLLEGE	SEL. #
1	Andre Smith	OT	Alabama	6
2	Rey Mauluga	LB	Southern California	38
3a	Michael Johnson	DE	Georgia Tech	70
3b	Chase Coffman	TE	Missouri	98
4	Jonathan Luigs	C	Arkansas	106
5	Kevin Huber	P	Cincinnati	142
6a	Morgan Trent	CB	Michigan	179
6b	Bernard Scott	HB	Ablene Christian	*209
7a	Fui Vakapuna	FB	Brigham Young	215
7b	Clinton McDonald	DT	Memphis	*249
7c	Freddie Brown	WR	Utah	*252

*NOTE: The Bengals received four compensatory picks (Nos. 98, 209, 249 and 252).

2010 NFL DRAFT APRIL 22-24

RD.	PLAYER	POS.	COLLEGE	SEL. #
1	Jermaine Gresham	TE	Oklahoma	21
2	Carlos Dunlap	DE	Florida	54
3a	Jordan Shipley	WR	Texas	84
3b	Brandon Ghee	CB	Wake Forest	96
4a	Geno Atkins	DT	Georgia	120
4b	Rodrick Muckelroy	LB	Texas	*131
5	Otis Hudson	G	Eastern Illinois	152
6	Dezmon Briscoe	WR	Kansas	191
7	Reggie Stephens	C	Iowa State	228

*NOTE: The Bengals received two compensatory picks (Nos. 96 and 131).

2011 NFL DRAFT APRIL 28-30

RD.	PLAYER	POS.	COLLEGE	SEL. #
1	A.J. Green	WR	Georgia	4
2	Andy Dalton	QB	Texas Christian	35
3	Donlay Moch	LB	Nevada	66
4	Clint Boling	G	Georgia	101
5	Robert Sands	S	West Virginia	134
6	Ryan Whalen	WR	Stanford	167
7a	Korey Lindsey	CB	Southern Illinois	207
7b	Jay Finley	HB	Baylor	*246

*NOTE: The Bengals received one compensatory pick (No. 246).

2012 NFL DRAFT APRIL 26-28

RD.	PLAYER	POS.	COLLEGE	SEL. #
1a	Dre Kirkpatrick	CB	Alabama	17
<i>(acquired from Oakland in trade on 10-18-11)</i>				
1	(sent to New England in trade on 4-26-12)			21
1b	Kevin Zeitler	G	Wisconsin	27
<i>(acquired from New England in trade on 4-26-12)</i>				
2	Devon Still	DT	Penn State	53
3a	Mohamed Sanu	WR	Rutgers	83
3b	Brandon Thompson	DT	Clemson	93
<i>(acquired from New England in trade on 4-26-12)</i>				
4	Orson Charles	TE	Georgia	116
5a	Shaun Prater	CB	Iowa	156
5b	Marvin Jones	WR	California	166
<i>(acquired from New England in trade on 7-29-11)</i>				
5c	George Iloka	S	Boise State	167
<i>(acquired from N.Y. Giants in trade on 4-12-12)</i>				
6	Dan Herron	HB	Ohio State	191
7	(sent to Jacksonville in trade on 9-4-10)			228

2013 NFL DRAFT APRIL 25-27

RD.	PLAYER	POS.	COLLEGE	SEL. #
1	Tyler Eifert	TE	Notre Dame	21
2a	Giovani Bernard	HB	North Carolina	*37
<i>(acquired from Oakland in trade on 10-18-11)</i>				
2b	Margus Hunt	DE	Southern Methodist	53
3	Shawn Williams	S	Georgia	84
4	Sean Porter	LB	Texas A&M	118
5	Tanner Hawkinson	G	Kansas	156
6a	Rex Burkhead	HB	Nebraska	190
6b	Cobi Hamilton	WR	Arkansas	197
<i>(acquired from New England in trade on 7-29-11)</i>				
7	(sent to San Francisco in trade on 8-23-11)			227
7a	Reid Fragel	OT	Ohio State	*240
7b	T.J. Johnson	C	South Carolina	*251

*NOTE: The Bengals received two compensatory picks (Nos. 240 and 251).

2014 NFL DRAFT MAY 8-10

RD.	PLAYER	POS.	COLLEGE	SEL. #
1	Darqueze Dennard	CB	Michigan State	24
2	Jeremy Hill	HB	Louisiana State	55
3	Willi Clarke	DE	West Virginia	88
4	Russell Bodine	C	North Carolina	111
<i>(acquired from Seattle in trade on 5-10-14)</i>				
4	(sent to Seattle in trade on 5-10-14)			123
5	AJ McCarron	QB	Alabama	164
6	(sent to Seattle in trade on 5-10-14)			199
6	Marquis Flowers	LB	Arizona	*212
7a	James Wright	WR	Louisiana State	239
7b	Lavelle Westbrook	CB	Georgia Southern	*252

*NOTE: The Bengals received two compensatory picks (Nos. 212 and 252).

2015 NFL DRAFT APRIL 30-MAY 2

RD.	PLAYER	POS.	COLLEGE	SEL. #
1	Cedric Ogbuehi	OT	Texas A&M	21
2	Jake Fisher	OT	Oregon	53
3a	Tyler Kroft	TE	Rutgers	85
3b	P.J. Dawson	LB	Texas Christian	*99
4a	Josh Shaw	CB	Southern California	120
4b	Marcus Hardison	DT	Arizona State	*135
5	C.J. Uzomah	TE	Auburn	157
6	Derron Smith	S	Fresno State	197
7	Mario Alford	WR	West Virginia	238

*NOTE: The Bengals received two compensatory picks (Nos. 99 and 135).

2016 NFL DRAFT APRIL 28-30

RD.	PLAYER	POS.	COLLEGE	SEL. #
1	William Jackson III	CB	Houston	24
2	Tyler Boyd	WR	Pittsburgh	55
3	Nick Vigil	LB	Utah State	87
4	Andrew Billings	DT	Baylor	122
5	Christian Westerman	G	Arizona State	161
6	Cody Core	WR	Mississippi	199
7	Clayton Fejedelem	S	Illinois	245

2017 NFL DRAFT APRIL 27-29

RD.	PLAYER	POS.	COLLEGE	SEL. #
1	John Ross III	WR	Washington	9
2	(sent to Minnesota in trade on 4-28-17)			41
2	Joe Mixon	HB	Oklahoma	48
<i>(acquired from Minnesota in trade on 4-28-17)</i>				
3	Jordan Willis	DE	Kansas State	73
4a	Carl Lawson	LB	Auburn	116
4b	Josh Malone	WR	Tennessee	128
<i>(acquired from Minnesota in trade on 4-28-17)</i>				
4c	Ryan Glasgow	DT	Michigan	*138
5a	Jake Elliott	K	Memphis	153
5b	J.J. Dielman	C	Utah	*176
6a	Jordan Evans	LB	Oklahoma	193
6b	Brandon Wilson	S	Houston	207
<i>(acquired from Tennessee in trade on 4-29-17)</i>				
6	(sent to Tennessee in trade on 4-29-17)			*217
7	(sent to Tennessee in trade on 4-29-17)			227
7	Mason Schreck	TE	Buffalo	*251

*NOTE: The Bengals received four compensatory picks (Nos. 138, 176, 217 and 251).

2018 NFL DRAFT APRIL 26-28

RD.	PLAYER	POS.	COLLEGE	SEL. #
1	(sent to Buffalo in trade on 3-14-18)			12
1	Billy Price	C	Ohio State	21
<i>(acquired from Buffalo in trade on 3-14-18)</i>				
2	(sent to Kansas City in trade on 4-27-18)			46
2	Jessie Bates III	S	Wake Forest	54
<i>(acquired from Kansas City in trade on 4-27-18)</i>				
3a	Sam Hubbard	DE	Ohio State	77
3b	Malik Jefferson	LB	Texas	78
<i>(acquired from Kansas City in trade on 4-27-18)</i>				
3	(sent to Kansas City in trade on 4-27-18)			*100
4	Mark Walton	HB	Miami	112
5a	Davontae Harris	CB	Illinois State	151
5b	Andrew Brown	DT	Virginia	158
<i>(acquired from Buffalo in trade on 3-14-18)</i>				
5c	Darius Phillips	CB	Western Michigan	*170
6	(sent to Buffalo in trade on 3-14-18)			187
7	(sent to Jacksonville in trade on 4-11-17)			230
7a	Logan Woodside	QB	Toledo	249
<i>(acquired from New England in trade on 8-29-17)</i>				
7b	Rod Taylor	G/OT	Mississippi	*252
7c	Auden Tate	WR	Florida State	*253

*NOTE: The Bengals received four compensatory picks (Nos. 100, 170, 252 and 253).

2019 NFL DRAFT APRIL 25-27

RD.	PLAYER	POS.	COLLEGE.....	SEL. #
1	Jonah Williams	OT	Alabama	11
2	(sent to Denver in trade on 4-26-19)			42
2	Drew Sample.....	TE	Washington	52
(acquired from Denver in trade on 4-26-19)				
3	Germaine Pratt	LB	North Carolina State	72
4a	Ryan Finley	QB	North Carolina State	104
(acquired from San Francisco in trade on 4-27-19)				
4	(sent to San Francisco in trade on 4-27-19)			110
4b	Renell Wren	DT	Arizona State	125
(acquired from Denver in trade on 4-26-19)				
4c	Michael Jordan	G/C	Ohio State	136
(acquired from Dallas in trade on 4-27-19)				
5	(sent to Dallas in trade on 4-27-19)			149
6a	Trayveon Williams	HB	Texas A&M	182
(acquired from Denver in trade on 4-26-19)				
6	(sent to San Francisco in trade on 4-27-19)			183
6	(acquired from Dallas in trade on 9-2-17; then later sent to San Francisco in trade on 4-27-19)			198
6b	Deshaun Davis	LB	Auburn	*210
6c	Rodney Anderson	HB	Oklahoma	*211
6	(sent to Dallas in trade on 4-27-19)			*213
7	Jordan Brown	CB	South Dakota State	223

2020 NFL DRAFT APRIL 23-25

RD.	PLAYER.....	POS.	COLLEGE	SEL. #
1	Joe Burrow.....	QB	Louisiana State.....	1
2	Tee Higgins.....	WR	Clemson.....	33
3	Logan Wilson.....	LB	Wyoming.....	65
4	Akeem Davis-Gaither.....	LB	Appalachian State.....	107
5	Khalid Kareem.....	DE	Notre Dame.....	147
6	Hakeem Adeniji.....	OT/G	Kansas.....	180
7	Markus Bailey.....	LB	Purdue.....	215

2021 NFL DRAFT APRIL 29-MAY 1

RD.	PLAYER.....	POS.	COLLEGE	SEL. #
1	Ja'Marr Chase.....	WR	Louisiana State.....	5
2	<i>(sent to New England in trade on 4-30-21)</i>			38
2	Jackson Carman.....	G	Clemson.....	46
	<i>(acquired from New England in trade on 4-30-21)</i>			
3	Joseph Ossai.....	DE	Texas.....	69
4a	Cam Sample.....	DE	Tulane.....	111
4b	Tyler Shelvin.....	DT	Louisiana State.....	122
	<i>(acquired from New England in trade on 4-30-21)</i>			
4c	D'Ante Smith.....	OT	East Carolina.....	139
	<i>(acquired from New England in trade on 4-30-21)</i>			
5	Evan McPherson.....	K	Florida.....	149
6a	Trey Hill.....	C/G	Georgia.....	190
6b	Chris Evans.....	HB	Michigan.....	202
	<i>(acquired from Houston in trade on 3-19-21)</i>			
7	<i>(sent to Houston in trade on 3-19-21)</i>			233
7	Wyatt Hubert.....	DE	Kansas State.....	235
	<i>(acquired from Seattle in trade on 10-28-20)</i>			

2022 NFL DRAFT APRIL 28-30

RD.	PLAYER.....	POS.	COLLEGE	SEL. #
1	Dax Hill.....	S	Michigan.....	31
2	Cam Taylor-Britt.....	CB	Nebraska.....	60
	<i>(acquired from Buffalo in trade on 4-29-22)</i>			
2	<i>(sent to Buffalo in trade on 4-29-22)</i>			63
3	Zach Carter.....	DT	Florida.....	95
4	Cordell Volson.....	G/OT	North Dakota State.....	136
5	Tycen Anderson.....	S	Toledo.....	166
	<i>(acquired from Chicago in trade on 4-30-22)</i>			
5	<i>(sent to Chicago in trade on 4-30-22)</i>			174
6	<i>(sent to Buffalo in trade on 4-29-22)</i>			209
7	<i>(sent to Chicago in trade on 4-30-22)</i>			226
	<i>(acquired from N.Y. Giants in trade on 8-30-21)</i>			
7	Jeffrey Gunter.....	DE	Coastal Carolina.....	252

RECORD: 3-11-0

PASSING	ATT	CMP	YDS	CMP%	YDS/ATT	TD	TD%	INT	INT%	LG	SKD-YDS	RAT
John Stofa.....	177	85	896	48.0	5.06	5	2.8	5	2.8	60	17-140	60.8
Dewey Warren.....	80	47	506	58.8	6.33	1	1.3	4	5.0	451	10-69	60.7
Sam Wyche.....	55	35	494	63.6	8.98	2	3.6	2	3.6	801	11-68	89.6
Rex Keeling.....	1	0	0	0.0	0.00	0	0.0	0	0.0	—	0-0	39.5
BENGALS.....	313	167	1896	53.4	6.06	8	2.6	11	3.5	801	38-277	65.7
OPPONENTS.....	411	212	2903	51.6	7.06	25	6.1	10	2.4	58	32-283	84.4

OFFENSE		DEFENSE	
SE	Warren McVea,	LDE	Jim Griffin
	Saint Saffold	LDT	Andy Rice
LOT	Ernie Wright	RDT	Bill Staley
LG	Dave Middendorf	RDE	Harry Gunner
C	Bob Johnson	LLB	Al Beauchamp
RG	Pat Matson	MLB	Sherrill Headrick
ROT	Howard Fest	RLB	Frank Buncom
TE	Bob Trumpy	LHB	Fletcher Smith
FL	Rod Sherman	RHB	Charlie King
QB	John Stofa	LS	Jess Phillips
RB	Paul Robinson	RS	Bobby Hunt
RB	Tom Smiley		

DEFENSE	ST	AT	TT	SKS-YDS	INT-YDS	PD	FF	FR-YDS
---------	----	----	----	---------	---------	----	----	--------

(NA^{***})..... — — — — — — — — — —

* NOTE: Time of possession was not recorded until 1977.

** NOTE: Overtime was not employed for regular-season games in the AFL.

*** NOTE: Regular-season defensive statistics were not kept regularly until 1976.

1969 STATISTICS

RECORD: 4-9-1

HEAD COACH: PAUL BROWN

DATE	W-L	SCORE	OPPONENT	ATTENDANCE
9-14-69	W	27-21	MIAMI	25,335
9-21-69	W	34-20	SAN DIEGO	26,243
9-28-69	W	24-19	KANSAS CITY	27,812
10-4-69	L	14-21	at San Diego	52,748
10-12-69	L	7-21	N.Y. JETS	27,927
10-19-69	L	23-30	DENVER	27,920
10-26-69	L	22-42	at Kansas City	50,934
11-2-69	W	31-17	OAKLAND	27,927
11-9-69	T	31-31	at Houston	45,298
11-16-69	L	14-25	BOSTON	25,913
11-23-69	L	7-40	at N.Y. Jets	62,128
11-30-69	L	13-16	at Buffalo	35,122
12-7-69	L	17-37	at Oakland	54,427
12-14-69	L	16-27	at Denver	42,198

TEAM STATISTICS	BENGALS	OPPONENTS
TOTAL FIRST DOWNS	172	278
Rushing	66	135
Passing	95	130
Penalty	11	13
3rd Down: Made-Att.	—	—
3rd Down Pct.	—	—
4th Down: Made-Att.	—	—
4th Down Pct.	—	—
POSSESSION AVG.	(NA)	(NA)
TOTAL NET YARDS	3868	5337
Avg. Per Game	276.3	381.2
Total Plays	728	935
Avg. Per Play	5.3	5.7
NET YARDS RUSHING	1523	2651
Avg. Per Game	108.8	189.4
Total Rushes	363	523
NET YARDS PASSING	2345	2686
Avg. Per Game	167.5	191.9
Sacked-Yards Lost	57-375	16-180
Gross Yards	2720	2866
Att.-Completions	308-163	396-205
Completion Pct.	52.9	51.8
Had Intercepted	15	21
PUNTS-AVG.	85-38.8	55-41.4
Net Punting Avg.	—	—
PENALTIES-YARDS	50-556	72-824
FUMBLES-BALLS LOST	30-25	19-16
TOUCHDOWNS	33	42
Rushing	10	13
Passing	22	24
Returns	1	5

SCORE BY PERIODS	1	2	3	4	OT	PTS
BENGALS	48	92	72	68	(NA)	280
OPPONENTS	78	130	68	91	(NA)	367

SCORING	TD	TD-R	TD-P	TD-Rt	K-PAT	FG	S	PTS
Horst Muhlmann	0	0	0	0	32-33	16-24	0	80
Bob Trumphy	9	0	9	0	—	—	0	54
Eric Crabtree	7	0	7	0	—	—	0	42
Paul Robinson	4	4	0	0	—	—	0	24
Speedy Thomas	4	1	3	0	—	—	0	24
Jess Phillips	3	3	0	0	—	—	0	18
Chip Myers	2	0	2	0	—	—	0	12
Greg Cook	1	1	0	0	—	—	0	6
Bruce Coslet	1	0	1	0	—	—	0	6
Harry Gunner	1	0	0	1	—	—	0	6
Sam Wyche	1	1	0	0	—	—	0	6
(team)	—	—	—	—	—	—	1	2
BENGALS	33	10	22	1	32-33	16-24	1	280
OPPONENTS	42	13	24	5	41-42	24-46	1	367

Two-point conversions: None. BENGALS 0-0, OPPONENTS 0-0.

RUSHING	ATT	YDS	AVG	LG	TD
Jess Phillips	118	578	4.9	83	3
Paul Robinson	160	489	3.1	24	4
Greg Cook	25	148	5.9	30	1
Sam Wyche	12	107	8.9	22	1
Clem Turner	23	105	4.6	34	0
Essex Johnson	15	54	3.6	13	0
Dale Livingston	1	18	18.0	18	0
Speedy Thomas	4	16	4.0	16t	1
Ron Lamb	5	8	1.6	7	0
BENGALS	363	1523	4.2	83	10
OPPONENTS	523	2651	5.1	80t	13

RECEIVING	REC	YDS	AVG	LG	TD
Eric Crabtree	40	855	21.4	73t	7
Bob Trumphy	37	835	22.6	80t	9
Speedy Thomas	33	481	14.6	62	3
Paul Robinson	20	104	5.2	25	0
Jess Phillips	13	128	9.8	31	0
Chip Myers	10	205	20.5	50	2
Clem Turner	5	14	2.8	8	0
Ken Riley	2	15	7.5	17	0
Tommie Smith	1	41	41.0	41	0
Bruce Coslet	1	39	39.0	39t	1
Essex Johnson	1	3	3.0	3	0
BENGALS	163	2720	16.7	80t	22
OPPONENTS	205	2866	14.0	71	24

INTERCEPTIONS	NO	YDS	AVG	LG	TD
Fletcher Smith	4	67	16.8	29	0
Bobby Hunt	4	66	16.5	27	0
Ken Riley	4	66	16.5	66	0
Bill Peterson	4	23	5.8	17	0
Bill Bergey	2	62	31.0	58	0
Harry Gunner	1	70	70.0	70t	1
Al Beauchamp	1	8	8.0	8	0
John Guillory	1	0	0.0	0	0
BENGALS	21	362	17.2	70t	1
OPPONENTS	15	239	16.0	53	0

PUNTING	NO	YDS	AVG	NET	TB	IN-20	LG	BLK.
Dale Livingston	70	2769	39.6	—	5	—	55	1
Terry Swanson	12	459	38.3	—	1	—	55	0
Horst Muhlmann	2	38	19.0	—	0	—	38	1
Ron Lamb	1	29	29.0	—	0	—	29	0
BENGALS	85	3295	38.8	—	6	—	55	2
OPPONENTS	55	2275	41.4	—	—	—	57	—

PUNT RETURNS	NO	FC	YDS	AVG	LG	TD
Essex Johnson	17	6	85	5.0	17	0
Speedy Thomas	4	3	15	3.8	12	0
Al Coleman	1	0	0	0.0	0	0
John Guillory	1	0	0	0.0	0	0
Charlie King	0	0	35	—	35	0
Jack Gehrke	0	1	0	—	0	0
BENGALS	23	10	135	5.9	35	0
OPPONENTS	39	—	297	7.6	—	0

*Lateral.

KICKOFF RETURNS	NO	YDS	AVG	LG	TD
Essex Johnson	16	362	22.6	51	0
Ken Riley	14	334	23.9	40	0
John Guillory	8	170	21.3	28	0
Paul Robinson	5	168	33.6	74	0
Ron Lamb	5	64	12.8	19	0
Jess Phillips	3	52	17.3	29	0
Clem Turner	3	15	5.0	13	0
Harry Gunner	1	0	0.0	0	0
BENGALS	55	1165	21.2	74	0
OPPONENTS	39	1065	27.3	105t	1

FIELD GOALS	1-19	20-29	30-39	40-49	50+
Horst Muhlmann	6-6	5-5	3-4	1-3	1-6
BENGALS	6-6	5-5	3-4	1-3	1-6

Horst Muhlmann: (21G, 21G), (17G, 59B, 50N, 23G), (38G), (50B), (51N, 47N), (10G), (35G, 27G), (16G, 37N), (18G), (55N), (—), (16G, 45N, 26G), (50G), (30G, 14G, 43G).

PASSING	ATT	CMP	YDS	CMP%	YDS/ATT	TD	TD%	INT	INT%	LG	SKD-YDS	RAT
Greg Cook	197	106	1854	53.8	9.41	15	7.6	11	5.6	78t	29-195	88.3
Sam Wyche	108	54	838	50.0	7.76	7	6.5	4	3.7	80t	28-180	82.3
Dale Livingston	2	2	15	100.0	7.50	0	0.0	0	0.0	17	0-0	97.9
Jack Gehrke	1	1	13	100.0	13.00	0	0.0	0	0.0	13	0-0	118.8
BENGALS	308	163	2720	52.9	8.83	22	7.1	15	4.9	80t	57-375	86.5
OPPONENTS	396	205	2866	51.8	7.24	24	6.1	21	5.3	71	16-180	73.5

USUAL STARTERS

OFFENSE	DEFENSE
WR Eric Crabtree	LDE Royce Berry
LOT Ernie Wright	LDT Andy Rice
LG Ernie Park	RDT Bill Staley
C Bob Johnson	RDE Steve Chomyszak
RG Pat Matson,	LLB Al Beauchamp
Guy Dennis	MLB Bill Bergey
ROT Howard Fest	RLB Bill Peterson
TE Bob Trumphy	LCB Fletcher Smith
WR Speedy Thomas	RCB Ken Riley
QB Greg Cook	LS Al Coleman
RB Paul Robinson	RS Bobby Hunt
RB Jess Phillips	

DEFENSE	ST	AT	TT	SKS-YDS	INT-YDS	PD	FF	FR-YDS
---------	----	----	----	---------	---------	----	----	--------

(NA**) — — — — — — — —

* NOTE: Time of possession was not recorded until 1977.

** NOTE: Overtime was not employed for regular-season games in the AFL.

*** NOTE: Regular-season defensive statistics were not kept regularly until 1976.

1970 STATISTICS

RECORD: 8-6-0

HEAD COACH: PAUL BROWN

(BENGALS WON AFC CENTRAL DIVISION; SEE POSTSEASON PORTION OF TEAM HISTORY SECTION FOR POSTSEASON STATS)

DATE	W-L	SCORE	OPPONENT	ATTENDANCE
9-20-70	W	31-21	OAKLAND	56,616
9-27-70	L	3-38	at Detroit	58,202
10-4-70	L	13-20	HOUSTON	55,094
10-11-70	L	27-30	at Cleveland	83,520
10-18-70	L	19-27	KANSAS CITY	57,265
10-25-70	L	0-20	at Washington	50,415
11-2-70	L	10-21	at Pittsburgh	38,968
11-8-70	W	43-14	at Buffalo	43,587
11-15-70	W	14-10	CLEVELAND	60,007
11-22-70	W	34-7	PITTSBURGH	59,276
11-29-70	W	26-6	NEW ORLEANS	59,342
12-6-70	W	17-14	at San Diego	41,461
12-13-70	W	30-20	at Houston	34,435
12-20-70	W	45-7	BOSTON	60,157

TEAM STATISTICS	BENGALS	OPPONENTS
TOTAL FIRST DOWNS	210	236
Rushing	100	87
Passing	97	131
Penalty	13	18
3rd Down: Made-Att.	—	—
3rd Down Pct.	—	—
4th Down: Made-Att.	—	—
4th Down Pct.	—	—
POSSESSION AVG.	(**NA)	(**NA)
TOTAL NET YARDS	3927	4178
Avg. Per Game	280.5	298.4
Total Plays	831	874
Avg. Per Play	4.7	4.8
NET YARDS RUSHING	2057	1543
Avg. Per Game	146.9	110.2
Total Rushes	461	418
NET YARDS PASSING	1870	2635
Avg. Per Game	133.6	188.2
Sacked-Yards Lost	31-227	28-250
Gross Yards	2097	2885
Att.-Completions	339-172	428-209
Completion Pct.	50.7	48.8
Had Intercepted	11	23
PUNTS-AVG.	79-46.2	80-43.8
Net Punting Avg.	—	—
PENALTIES-YARDS	71-831	81-784
FUMBLES-BALLS LOST	22-12	28-16
TOUCHDOWNS	34	31
Rushing	16	11
Passing	12	18
Returns	6	2

SCORE BY PERIODS	1	2	3	4	OT	PTS
BENGALS	56	111	85	60	(**NA)	312
OPPONENTS	49	82	52	72	(**NA)	255

SCORING	TD	TD-R	TD-P	TD-Rt	PAT	FG	S	PTS
Horst Muhlmann	0	0	0	0	33-33	25-37	0	108
Paul Robinson	7	6	1	0	—	—	0	42
Jess Phillips	5	4	1	0	—	—	0	30
Essex Johnson	4	2	2	0	—	—	0	24
Lemar Parrish	3	0	0	3	—	—	0	18
Royce Berry	2	0	0	2	—	—	0	12
Virgil Carter	2	2	0	0	—	—	0	12
Eric Crabtree	2	0	2	0	—	—	0	12
Speedy Thomas	2	0	2	0	—	—	0	12
Bob Trumpy	2	0	2	0	—	—	0	12
Sam Wyche	2	2	0	0	—	—	0	12
Al Beauchamp	1	0	0	1	—	—	0	6
Bruce Coslet	1	0	1	0	—	—	0	6
Chip Myers	1	0	1	0	—	—	0	6
BENGALS	34	16	12	6	33-34	25-37	0	312
OPPONENTS	31	11	18	2	31-31	12-24	1	255

Two-point conversions: (NA**).

PASSING	ATT	CMP	YDS	CMP%	YDS/ATT	TD	TD%	INT	INT%	LG	SKD-YDS	RAT
Virgil Carter	278	143	1647	51.4	5.92	9	3.2	9	3.2	56t	21-154	66.9
Sam Wyche	57	26	411	45.6	7.21	3	5.3	2	3.5	51t	10-73	73.1
Dave Lewis	4	3	39	75.0	9.75	0	0.0	0	0.0	18	0-0	105.2
BENGALS	339	172	2097	50.7	6.19	12	3.5	11	3.2	56t	31-227	68.4
OPPONENTS	428	209	2885	48.8	6.74	18	4.2	23	5.4	87t	28-250	62.5

RUSHING	ATT	YDS	AVG	LG	TD
Jess Phillips	163	648	4.0	76t	4
Paul Robinson	149	622	4.2	26t	6
Essex Johnson	65	273	4.2	26	2
Virgil Carter	34	246	7.2	73	2
Sam Wyche	19	118	6.2	23	2
Doug Dressler	18	77	4.3	17	0
Ron Lamb	6	35	5.8	16	0
Eric Crabtree	3	23	7.7	16	0
Dave Lewis	2	8	4.0	7	0
Speedy Thomas	2	7	3.5	13	0
BENGALS	461	2057	4.5	76t	16
OPPONENTS	418	1543	3.7	36	11

RECEIVING	REC	YDS	AVG	LG	TD
Chip Myers	32	542	16.9	56t	1
Jess Phillips	31	124	4.0	17	1
Bob Trumpy	29	480	16.6	53t	2
Speedy Thomas	21	257	12.2	27	2
Eric Crabtree	19	231	12.2	29	2
Paul Robinson	17	175	10.3	27	1
Essex Johnson	15	190	12.7	51t	2
Bruce Coslet	8	98	12.3	24	1
BENGALS	172	2097	12.2	56t	12
OPPONENTS	209	2885	13.8	87t	18

INTERCEPTIONS	NO	YDS	AVG	LG	TD
Lemar Parrish	5	28	5.6	19	0
Ken Riley	4	17	4.3	14	0
Ken Dyer	3	45	15.0	22	0
Bill Bergey	3	35	11.7	26	0
Kenny Graham	3	31	10.3	31	0
Fletcher Smith	3	17	5.7	17	0
Ken Avery	1	5	5.0	5	0
Al Beauchamp	1	2	2.0	2	0
BENGALS	23	180	7.8	31	0
OPPONENTS	11	150	13.6	37	0

PUNTING	NO	YDS	AVG	NET	TB	IN-20	LG	BLK.
Dave Lewis	79	3651	46.2	—	9	—	63	0
BENGALS	79	3651	46.2	—	9	—	63	0
OPPONENTS	80	3505	43.8	—	—	—	61	—

PUNT RETURNS	NO	FC	YDS	AVG	LG	TD
Lemar Parrish	23	15	194	8.4	79t	1
Essex Johnson	7	1	72	10.3	36	0
Speedy Thomas	4	10	20	5.0	11	0
Kenny Graham	1	2	41	41.0	41	0
Paul Robinson	1	0	0	0.0	0	0
Fletcher Smith	1	0	0	0.0	0	0
BENGALS	37	28	327	8.8	79t	1
OPPONENTS	48	11	392	8.2	63t	2

KICKOFF RETURNS	NO	YDS	AVG	LG	TD
Lemar Parrish	16	482	30.1	95t	1
Paul Robinson	14	363	25.9	36	0
Essex Johnson	3	68	22.7	31	0
Doug Dressler	4	48	12.0	22	0
Ron Lamb	2	41	20.5	21	0
BENGALS	39	1002	25.7	95t	1
OPPONENTS	33	774	23.5	51	0

FIELD GOALS	1-19	20-29	30-39	40-49	50+
Horst Muhlmann	4-4	5-7	9-11	3-9	4-6
BENGALS	4-4	5-7	9-11	3-9	4-6

Horst Muhlmann: (43N, 38G, 51N), (35G), (51G, 36G, 23B), (23G, 39N, 50G), (35N, 42G, 22N, 47N, 50G), (52N), (43G, 47N), (36G, 43G, 22G, 30G, 13G), (—), (13G, 17G), (11G, 35G, 34G, 22G, 49N), (45N, 40B, 53G), (25G, 30G, 25G), (37G).

USUAL STARTERS

OFFENSE	DEFENSE
WR Eric Crabtree,	LDE Royce Berry
Chip Myers	LDT Mike Reid
LOT Ernie Wright	RDT Steve Chomyszak
LG Rufus Mayes	RDE Ron Carpenter
C Bob Johnson	LLB Al Beauchamp
RG Pat Matson	MLB Bill Bergey
ROT Mike Wilson	RLB Ken Avery
TE Bob Trumpy	LCB Lemar Parrish
WR Speedy Thomas	RCB Ken Riley
QB Virgil Carter	LS Fletcher Smith
RB Paul Robinson	RS Ken Dyer,
RB Jess Phillips	Al Coleman

DEFENSE	ST	AT	TT	SKS-YDS	INT-YDS	PD	FF	FR-YDS
(NA*)	—	—	—	—	—	—	—	—

* NOTE: Time of possession was not recorded until 1977.

** NOTE: Overtime was not employed for regular-season games in the NFL until 1974.

*** NOTE: The two-point conversion was not instituted in the NFL until 1994.

^ NOTE: Regular-season defensive statistics were not kept regularly until 1976.

1971 STATISTICS

RECORD: 4-10-0

HEAD COACH: PAUL BROWN

DATE	W-L	SCORE	OPPONENT	ATTENDANCE
9-19-71	W	37-14	PHILADELPHIA	55,880
9-26-71	L	10-21	at Pittsburgh	48,448
10-3-71	L	17-20	at Green Bay	56,263
10-10-71	L	13-23	MIAMI	60,099
10-17-71	L	24-27	CLEVELAND	60,284
10-24-71	L	27-31	at Oakland	54,699
10-31-71	L	6-10	at Houston	37,947
11-7-71	L	6-9	ATLANTA	59,604
11-14-71	W	24-10	at Denver	51,200
11-21-71	W	28-13	HOUSTON	59,390
11-28-71	W	31-0	SAN DIEGO	59,580
12-5-71	L	27-31	at Cleveland	82,705
12-12-71	L	13-21	PITTSBURGH	60,022
12-19-71	L	21-35	at N.Y. Jets	63,151

TEAM STATISTICS	BENGALS	OPPONENTS
TOTAL FIRST DOWNS	236	213
Rushing	109	93
Passing	115	102
Penalty	12	18
3rd Down: Made-Att.	—	—
3rd Down Pct.	—	—
4th Down: Made-Att.	—	—
4th Down Pct.	—	—
POSSESSION AVG.	(NA)	(NA)
TOTAL NET YARDS	4266	3906
Avg. Per Game	304.7	279.0
Total Plays	867	811
Avg. Per Play	4.9	4.8
NET YARDS RUSHING	2142	1778
Avg. Per Game	153.0	127.0
Total Rushes	462	446
NET YARDS PASSING	2124	2128
Avg. Per Game	151.7	152.0
Sacked-Yards Lost	40-303	30-254
Gross Yards	2427	2382
Att.-Completions	365-214	335-157
Completion Pct.	58.6	46.9
Had Intercepted	11	27
PUNTS-AVG.	73-44.7	73-40.9
Net Punting Avg.	—	—
PENALTIES-YARDS	82-921	72-722
FUMBLES-BALLS LOST	29-12	21-12
TOUCHDOWNS	32	32
Rushing	14	11
Passing	15	19
Returns	3	2

SCORE BY PERIODS	1	2	3	4	OT	PTS
BENGALS	58	64	91	71	(NA)	284
OPPONENTS	44	71	48	102	(NA)	265

SCORING	TD	TD-R	TD-P	TD-Rt	PAT	FG	S	PTS
Horst Muhlmann	0	0	0	0	31-31	20-36	0	91
Fred Willis	7	7	0	0	—	—	0	42
Essex Johnson	6	4	2	0	—	—	0	36
Bruce Coslet	4	0	4	0	—	—	0	24
Bob Trumpy	3	0	3	0	—	—	0	18
Eric Crabtree	2	0	2	0	—	—	0	12
Lemar Parrish	2	0	0	2	—	—	0	12
Speedy Thomas	2	0	2	0	—	—	0	12
Ken Anderson	1	1	0	0	—	—	0	6
Al Beauchamp	1	0	0	1	—	—	0	6
Doug Dressler	1	1	0	0	—	—	0	6
Chip Myers	1	0	1	0	—	—	0	6
Jess Phillips	1	0	1	0	—	—	0	6
Paul Robinson	1	1	0	0	—	—	0	6
Virgil Carter	0	0	0	0	^1	—	0	1
BENGALS	32	14	15	3	32-32	20-36	0	284
OPPONENTS	32	11	19	2	31-32	14-22	0	265

*PAT scored on a run.

Two-point conversions: (NA**).

RUSHING	ATT	YDS	AVG	LG	TD
Fred Willis	135	590	4.4	36	7
Essex Johnson	85	522	6.1	86t	4
Jess Phillips	94	420	4.5	31	0
Paul Robinson	49	213	4.3	17	1
Doug Dressler	54	204	3.8	13	1
Ken Anderson	22	125	5.7	16	1
Virgil Carter	8	42	5.3	19	0
Ron Lamb	5	13	2.6	7	0
Sandy Durko	1	7	7.0	7	0
Dave Lewis	6	6	1.0	9	0
Eric Crabtree	1	1	1.0	1	0
Speedy Thomas	2	-1	-0.5	0	0
BENGALS	462	2142	4.6	86t	14
OPPONENTS	446	1778	4.0	63t	11

RECEIVING	REC	YDS	AVG	LG	TD
Bob Trumpy	40	531	13.3	44	3
Chip Myers	27	286	10.6	20	1
Fred Willis	24	223	9.3	29	0
Speedy Thomas	22	327	14.9	90t	2
Jess Phillips	22	125	5.7	19	1
Bruce Coslet	21	356	17.0	71t	4
Doug Dressler	19	145	7.6	26	0
Essex Johnson	14	258	18.4	67t	2
Eric Crabtree	14	102	7.3	22	2
Paul Robinson	8	47	5.9	16	0
Ed Marshall	2	18	9.0	10	0
Mike Kelly	1	9	9.0	9	0
BENGALS	214	2427	11.3	90t	15
OPPONENTS	157	2382	15.2	74t	19

INTERCEPTIONS	NO	YDS	AVG	LG	TD
Lemar Parrish	7	105	15.0	65t	1
Al Beauchamp	6	53	8.8	18t	1
Ken Riley	5	22	4.4	21	0
Sandy Durko	4	46	11.5	25	0
Bill Bergey	1	16	16.0	16	0
Bill Peterson	1	16	16.0	16	0
Al Coleman	1	15	15.0	15	0
Neal Craig	1	0	0.0	0	0
Fletcher Smith	1	0	0.0	0	0
BENGALS	27	273	10.1	65t	2
OPPONENTS	11	219	19.9	48t	1

PUNTING	NO	YDS	AVG	NET	TB	IN-20	LG	BLK.
Dave Lewis	72	3229	44.8	—	8	—	56	0
Doug Dressler	1	34	34.0	—	0	—	34	0
BENGALS	73	3263	44.7	—	8	—	56	0
OPPONENTS	73	2988	40.9	—	—	—	—	—

PUNT RETURNS	NO	FC	YDS	AVG	LG	TD
Lemar Parrish	12	9	93	7.8	47	0
Sandy Durko	6	11	14	2.3	7	0
Speedy Thomas	4	4	10	2.5	7	0
Essex Johnson	3	5	28	9.3	14	0
BENGALS	25	29	145	5.8	47	0
OPPONENTS	41	—	304	7.4	—	1

KICKOFF RETURNS	NO	YDS	AVG	LG	TD
Paul Robinson	18	335	18.6	37	0
Lemar Parrish	13	296	22.8	30	0
Fred Willis	4	81	20.3	32	0
Jess Phillips	2	49	24.5	31	0
Ron Lamb	2	42	21.0	25	0
Essex Johnson	2	40	20.0	21	0
Doug Dressler	1	20	20.0	20	0
Mike Kelly	1	0	0.0	0	0
BENGALS	43	863	20.1	37	0
OPPONENTS	39	1024	26.3	—	0

FIELD GOALS	1-19	20-29	30-39	40-49	50+
Horst Muhlmann	6-6	5-8	4-9	4-10	1-3
BENGALS	6-6	5-8	4-9	4-10	1-3

Horst Muhlmann: (26G, 34N, 36G, 35G), (45N, 33G, 51N), (26G), (16G, 27N, 9G), (12G), (11G, 37B, 36G), (45G, 46G, 27N, 32N), (30N, 51G, 24G), (14G, 48N), (—), (40G, 35N, 43N), (52N, 46G, 24G), (27N, 18G, 22G), (43N, 49N, 44N).

PASSING	ATT	CMP	YDS	CMP%	YDS/ATT	TD	TD%	INT	INT%	LG	SKD-YDS	RAT
Virgil Carter	222	138	1624	62.2	7.32	10	4.5	7	3.2	90t	13-122	86.2
Ken Anderson	131	72	777	55.0	5.93	5	3.8	4	3.1	44	23-159	72.6
Dave Lewis	10	3	18	30.0	1.80	0	0.0	0	0.0	13	4-22	39.6
Fred Willis	2	1	8	50.0	4.00	0	0.0	0	0.0	8	0-0	60.4
BENGALS	365	214	2427	58.6	6.65	15	4.1	11	3.0	90t	40-303	79.8
OPPONENTS	335	157	2382	46.9	7.11	19	5.7	27	8.1	74t	30-254	56.1

USUAL STARTERS

OFFENSE	DEFENSE
WR Eric Crabtree,	LDE Royce Berry
Chip Myers	LDT Mike Reid
LOT Ernie Wright,	RDT Steve Chomyszak
Rufus Mayes	RDE Ron Carpenter
LG Howard Fest	LLB Al Beauchamp
C Bob Johnson	MLB Bill Bergey
RG Pat Matson	RLB Ken Avery
ROT Vernon Holland	LCB Lemar Parrish
TE Bob Trumpy,	RCB Ken Riley
Bruce Coslet	LS Fletcher Smith,
WR Speedy Thomas,	Neal Craig
Bob Trumpy	Sandy Durko
QB Virgil Carter	
RB Paul Robinson	
RB Jess Phillips	

DEFENSE	ST	AT	TT	SKS-YDS	INT-YDS	PD	FF	FR-YDS
(NA**)	—	—	—	—	—	—	—	—

* NOTE: Time of possession was not recorded until 1977.

** NOTE: Overtime was not employed for regular-season games in the NFL until 1974.

*** NOTE: The two-point conversion was not instituted in the NFL until 1994.

^^ NOTE: Regular-season defensive statistics were not kept regularly until 1976.

1972 STATISTICS

RECORD: 8-6-0

HEAD COACH: PAUL BROWN

DATE	W-L	SCORE	OPPONENT	ATTENDANCE
9-17-72	W	31-7	at New England	60,999
9-24-72	W	15-10	PITTSBURGH	54,292
10-1-72	L	6-27	at Cleveland	81,564
10-8-72	W	21-10	DENVER	55,812
10-15-72	W	23-16	at Kansas City	79,068
10-22-72	L	12-15	at Los Angeles	73,385
10-29-72	W	30-7	HOUSTON	59,409
11-5-72	L	17-40	at Pittsburgh	50,350
11-12-72	L	14-20	OAKLAND	59,485
11-19-72	L	19-20	BALTIMORE	49,512
11-26-72	W	13-3	at Chicago	55,701
12-3-72	W	13-10	N.Y. GIANTS	59,523
12-9-72	L	24-27	CLEVELAND	59,524
12-17-72	W	61-17	at Houston	32,482

TEAM STATISTICS	BENGALS	OPPONENTS
TOTAL FIRST DOWNS	255	207
Rushing	112	98
Passing	122	92
Penalty	21	17
3rd Down: Made-Att.	—	—
3rd Down Pct.	—	—
4th Down: Made-Att.	—	—
4th Down Pct.	—	—
POSSESSION AVG.	(NA)	(NA)
TOTAL NET YARDS	4317	3552
Avg. Per Game	308.4	253.7
Total Plays	899	794
Avg. Per Play	4.8	4.5
NET YARDS RUSHING	1996	1815
Avg. Per Game	142.6	129.6
Total Rushes	491	406
NET YARDS PASSING	2321	1737
Avg. Per Game	165.8	124.1
Sacked-Yards Lost	24-192	38-296
Gross Yards	2513	2033
Att.-Completions	384-219	350-167
Completion Pct.	57.0	47.7
Had Intercepted	11	20
PUNTS-AVG.	66-42.1	84-42.4
Net Punting Avg.	—	—
PENALTIES-YARDS	76-738	69-581
FUMBLES-BALLS LOST	28-18	30-9
TOUCHDOWNS	31	24
Rushing	16	11
Passing	10	11
Returns	5	2

SCORE BY PERIODS	1	2	3	4	OT	PTS
BENGALS	36	62	99	102	(NA)	299
OPPONENTS	37	79	42	71	(NA)	229

SCORING	TD	TD-R	TD-P	TD-Rt	PAT	FG	S	PTS
Horst Muhlmann	0	0	0	0	30-31	27-40	0	111
Doug Dressler	7	6	1	0	—	—	0	42
Essex Johnson	6	4	2	0	—	—	0	36
Ken Anderson	3	3	0	0	—	—	0	18
Chip Myers	3	0	3	0	—	—	0	18
Lemar Parrish	3	0	0	3	—	—	0	18
Virgil Carter	2	2	0	0	—	—	0	12
Bob Trumphy	2	0	2	0	—	—	0	12
Tommy Casanova	1	0	0	1	—	—	0	6
Bruce Coslet	1	0	1	0	—	—	0	6
Neal Craig	1	0	0	1	—	—	0	6
Jess Phillips	1	1	0	0	—	—	0	6
Speedy Thomas	1	0	1	0	—	—	0	6
Sherman White	0	0	0	0	—	—	1	2
BENGALS	31	16	10	5	30-31	27-40	1	299
OPPONENTS	24	11	11	2	23-24	20-29	1	229

Two-point conversions: (NA***).

PASSING	ATT	CMP	YDS	CMP%	YDS/ATT	TD	TD%	INT	INT%	LG	SKD-YDS	RAT
Ken Anderson	301	171	1918	56.8	6.37	7	2.3	7	2.3	65t	18-155	74.0
Virgil Carter	82	47	579	57.3	7.06	3	3.7	4	4.9	36	6-37	71.1
Fred Willis	1	1	16	100.0	16.00	0	0.0	0	0.0	16	0-0	118.8
BENGALS	384	219	2513	57.0	6.54	10	2.6	11	2.9	65t	24-192	73.6
OPPONENTS	350	167	2033	47.7	5.81	11	3.1	20	5.7	68	38-296	52.7

RUSHING	ATT	YDS	AVG	LG	TD
Essex Johnson	212	825	3.9	19	4
Doug Dressler	128	565	4.4	43t	6
Jess Phillips	48	207	4.3	20	1
Fred Willis	42	127	3.0	12	0
Ken Anderson	22	94	4.3	18	3
Paul Robinson	21	94	4.5	15	0
Virgil Carter	12	57	4.8	14	2
Dave Lewis	1	15	15.0	15	0
Steve Conley	3	8	2.7	5	0
Charlie Joiner	1	2	2.0	2	0
Reece Morrison	1	2	2.0	2	0
BENGALS	491	1996	4.1	43t	16
OPPONENTS	406	1815	4.5	41	11

RECEIVING	REC	YDS	AVG	LG	TD
Chip Myers	57	792	13.9	42	3
Bob Trumphy	44	500	11.4	38	2
Doug Dressler	39	348	8.9	33	1
Essex Johnson	29	420	14.5	65t	2
Speedy Thomas	17	171	10.1	18	1
Jess Phillips	10	50	5.0	15	0
Fred Willis	9	46	5.1	10	0
Charlie Joiner	8	133	16.6	25	0
Bruce Coslet	5	48	9.6	17	1
Drew Bule	1	5	5.0	5	0
BENGALS	219	2513	11.5	65t	10
OPPONENTS	167	2033	12.2	68t	11

INTERCEPTIONS	NO	YDS	AVG	LG	TD
Tommy Casanova	5	108	21.6	33	0
Lemar Parrish	5	90	18.0	33t	2
Doug Adams	3	44	14.7	19	0
Ken Riley	3	0	0.0	0	0
Neal Craig	2	76	38.0	63t	1
Al Beauchamp	1	8	8.0	8	0
Bernard Jackson	1	0	0.0	0	0
BENGALS	20	326	16.3	63t	3
OPPONENTS	11	70	6.4	28	0

PUNTING	NO	YDS	AVG	NET	TB	IN-20	LG	BLK.
Dave Lewis	66	2777	42.1	—	6	—	60	0
BENGALS	66	2777	42.1	—	6	—	60	0
OPPONENTS	84	3559	42.4	—	—	—	62	0

PUNT RETURNS	NO	FC	YDS	AVG	LG	TD
Tommy Casanova	30	19	289	9.6	66t	1
Lemar Parrish	15	2	141	9.4	51t	1
Essex Johnson	2	0	7	3.5	7	0
BENGALS	47	21	437	9.3	66t	2
OPPONENTS	26	16	152	5.8	54	0

KICKOFF RETURNS	NO	YDS	AVG	LG	TD
Bernard Jackson	21	509	24.2	62	0
Lemar Parrish	15	348	23.2	45	0
Charlie Joiner	5	88	17.6	25	0
Tommy Casanova	1	34	34.0	34	0
Dave Lewis	1	15	15.0	15	0
Essex Johnson	1	13	13.0	13	0
Guy Dennis	1	11	11.0	11	0
Mike Kelly	1	0	0.0	0	0
BENGALS	46	1018	22.1	62	0
OPPONENTS	44	984	22.4	34	0

FIELD GOALS	1-19	20-29	30-39	40-49	50+
Horst Muhlmann	6-7	6-10	9-12	5-8	1-3
BENGALS	6-7	6-10	9-12	5-8	1-3

Horst Muhlmann: (51B, 38G), (32G, 20G, 32G, 34G, 41G), (14G, 26G, 28N, 30N), (49N), (46G, 16G, 12G), (25G, 26N, 21N, 17N), (10G, 42G, 33G), (37G), (21B, 35B), (25G, 40G), (39G, 14G, 39N), (50N, 27G, 40N, 47N, 18G), (31G), (51G, 46G, 24G, 32G).

USUAL STARTERS

OFFENSE	DEFENSE
WR Speedy Thomas	LDE Royce Berry
LOT Stan Walters	LDT Mike Reid
LG Howard Fest	RDT Steve Chomyszak
C Bob Johnson	RDE Sherman White
RG Pat Matson	LLB Al Beauchamp
ROT Vernon Holland	MLB Bill Bergey
TE Bob Trumphy	RLB Ken Avery
WR Chip Myers	LCB Lemar Parrish
QB Ken Anderson	RCB Ken Riley
RB Essex Johnson	LS Neal Craig
RB Doug Dressler	RS Tommy Casanova

DEFENSE	ST	AT	TT	SKS-YDS	INT-YDS	PD	FF	FR-YDS
(NA*)	—	—	—	—	—	—	—	—

* NOTE: Time of possession was not recorded until 1977.

** NOTE: Overtime was not employed for regular-season games in the NFL until 1974.

*** NOTE: The two-point conversion was not instituted in the NFL until 1994.

^ NOTE: Regular-season defensive statistics were not kept regularly until 1976.

1973 STATISTICS

RECORD: 10-4-0

HEAD COACH: PAUL BROWN

(BENGALS WON AFC CENTRAL DIVISION; SEE POSTSEASON PORTION OF TEAM HISTORY SECTION FOR POSTSEASON STATS)

DATE	W-L	SCORE	OPPONENT	ATTENDANCE
9-16-73	L	10-28	at Denver	49,059
9-23-73	W	24-10	HOUSTON	51,823
9-30-73	W	20-13	at San Diego	46,733
10-7-73	L	10-17	at Cleveland	70,805
10-14-73	W	19-7	PITTSBURGH	55,819
10-21-73	W	14-6	KANSAS CITY	56,397
10-28-73	L	13-20	at Pittsburgh	45,761
11-4-73	L	10-38	at Dallas	54,944
11-11-73	W	16-13	at Buffalo	76,927
11-18-73	W	20-14	N.Y. JETS	55,745
11-25-73	W	42-24	ST. LOUIS	50,918
12-2-73	W	27-0	MINNESOTA	57,859
12-9-73	W	34-17	CLEVELAND	58,266
12-16-73	W	27-24	at Houston	21,955

TEAM STATISTICS	BENGALS	OPPONENTS
TOTAL FIRST DOWNS	252	219
Rushing	124	109
Passing	108	97
Penalty	20	13
3rd Down: Made-Att.	—	—
3rd Down Pct.	—	—
4th Down: Made-Att.	—	—
4th Down Pct.	—	—
POSSESSION AVG.	(**NA)	(**NA)
TOTAL NET YARDS	4512	3705
Avg. Per Game	322.3	264.6
Total Plays	871	840
Avg. Per Play	5.2	4.4
NET YARDS RUSHING	2236	1807
Avg. Per Game	159.7	129.1
Total Rushes	515	459
NET YARDS PASSING	2276	1898
Avg. Per Game	162.6	135.6
Sacked-Yards Lost	24-163	43-342
Gross Yards	2439	2240
Att.-Completions	332-180	338-182
Completion Pct.	54.2	53.8
Had Intercepted	12	18
PUNTS-AVG.	68-41.0	77-41.7
Net Punting Avg.	—	—
PENALTIES-YARDS	83-799	78-710
FUMBLES-BALLS LOST	25-14	31-16
TOUCHDOWNS	32	27
Rushing	13	15
Passing	18	9
Returns	1	3

SCORE BY PERIODS	1	2	3	4	OT	PTS
BENGALS	39	100	79	68	(**NA)	286
OPPONENTS	50	61	58	62	(**NA)	231

SCORING	TD	TD-R	TD-P	TD-Rt	PAT	FG	S	PTS
Horst Muhlmann	0	0	0	0	31-32	21-31	0	94
Isaac Curtis	9	0	9	0	—	—	0	54
Boobie Clark	8	8	0	0	—	—	0	48
Essex Johnson	7	4	3	0	—	—	0	42
Bob Trumphy	5	0	5	0	—	—	0	30
Lenvil Elliott	2	1	1	0	—	—	0	12
Lemar Parrish	1	0	0	1	—	—	0	6
BENGALS	32	13	18	1	31-32	21-31	0	286
OPPONENTS	27	15	9	3	27-27	14-23	0	231

Two-point conversions: (NA**).

PASSING	ATT	CMP	YDS	CMP%	YDS/ATT	TD	TD%	INT	INT%	LG	SKD-YDS	RAT
Ken Anderson	329	179	2428	54.4	7.38	18	5.5	12	3.6	78t	24-163	81.2
Greg Cook	3	1	11	33.3	3.67	0	0.0	0	0.0	11	0-0	45.1
BENGALS	332	180	2439	54.2	7.35	18	5.4	12	3.6	78t	24-163	80.9
OPPONENTS	338	182	2240	53.8	6.63	9	2.7	18	5.3	67	43-342	61.3

RUSHING	ATT	YDS	AVG	LG	TD
Essex Johnson	195	997	5.1	46	4
Boobie Clark	254	988	3.9	26	8
Lenvil Elliott	22	122	5.5	15	1
Ken Anderson	26	97	3.7	17	0
Joe Wilson	10	39	3.9	11	0
Reece Morrison	3	11	3.7	8	0
Dave Lewis	3	-7	-2.3	5	0
Isaac Curtis	2	-11	-5.5	1	0
BENGALS	515	2236	4.3	46	13
OPPONENTS	459	1807	3.9	52	15

RECEIVING	REC	YDS	AVG	LG	TD
Isaac Curtis	45	843	18.7	77t	9
Boobie Clark	45	347	7.7	39	0
Bob Trumphy	29	435	15.0	53	5
Essex Johnson	28	356	12.7	78t	3
Charlie Joiner	13	214	16.5	26	0
Bruce Coslet	9	123	13.7	18	0
Chip Myers	7	77	11.0	18	0
Tim George	2	28	14.0	19	0
Lenvil Elliott	1	12	12.0	12t	1
Reece Morrison	1	4	4.0	4	0
BENGALS	180	2439	13.6	78t	18
OPPONENTS	182	2240	12.3	67	9

INTERCEPTIONS	NO	YDS	AVG	LG	TD
Tommy Casanova	4	33	8.3	16	0
Bill Bergey	3	50	16.7	22	0
Al Beauchamp	3	4	1.3	4	0
Neal Craig	2	52	26.0	30	0
Lemar Parrish	2	10	5.0	10	0
Ken Riley	2	2	1.0	5	0
Ken Avery	1	15	15.0	15	0
Bernard Jackson	1	0	0.0	0	0
BENGALS	18	166	9.2	30	0
OPPONENTS	12	198	16.5	37	1

PUNTING	NO	YDS	AVG	NET	TB	IN-20	LG	BLK.
Dave Lewis	68	2790	41.0	—	4	—	60	0
BENGALS	68	2790	41.0	—	4	—	60	0
OPPONENTS	77	3214	41.7	—	—	—	—	—

PUNT RETURNS	NO	FC	YDS	AVG	LG	TD
Lemar Parrish	25	1	200	8.0	47	0
Tommy Casanova	15	6	119	7.9	27	0
Lyle Blackwood	4	5	12	3.0	4	0
Dave Lewis	1	2	2	2.0	2	0
BENGALS	45	14	333	7.4	47	0
OPPONENTS	27	—	123	4.6	—	0

KICKOFF RETURNS	NO	YDS	AVG	LG	TD
Bernard Jackson	21	520	24.8	41	0
Joe Wilson	8	173	21.6	27	0
Lemar Parrish	7	143	20.4	29	0
Dave Lewis	2	40	20.0	27	0
Bruce Coslet	1	0	0.0	0	0
BENGALS	39	876	22.5	41	0
OPPONENTS	42	1170	27.9	103t	1

FIELD GOALS	1-19	20-29	30-39	40-49	50+
Horst Muhlmann	5-5	6-7	5-9	4-6	1-4
BENGALS	5-5	6-7	5-9	4-6	1-4

Horst Muhlmann: (21G), (39N, 27G, 51N), (42N, 34N, 26N), (38G), (41G, 20G, 52N, 20G, 19G), (32N, 57N), (41G, 17G), (29G), (35G, 33N, 36G, 47N, 33G), (16G, 51G), (—), (22G, 38G), (45G, 10G), (40G, 11G).

USUAL STARTERS

OFFENSE	DEFENSE
WR Tim George,	LDE Royce Berry
Charlie Joiner,	LDT Mike Reid
Chip Myers	RDT Ron Carpenter
LOT Rufus Mayes	RDE Sherman White
LG Howard Fest	LLB Al Beauchamp
C Bob Johnson	MLB Bill Bergey
RG Pat Matson	RLB Ron Pritchard
ROT Vernon Holland	LCB Lemar Parrish
TE Bob Trumphy	RCB Ken Riley
QB Isaac Curtis	LS Neal Craig
HB Ken Anderson	RS Tommy Casanova
FB Boobie Clark	

DEFENSE	ST	AT	TT	SKS-YDS	INT-YDS	PD	FF	FR-YDS
(NA*)	—	—	—	—	—	—	—	—

* NOTE: Time of possession was not recorded until 1977.

** NOTE: Overtime was not employed for regular-season games in the NFL until 1974.

*** NOTE: The two-point conversion was not instituted in the NFL until 1994.

^ NOTE: Regular-season defensive statistics were not kept regularly until 1976.

1974 STATISTICS

RECORD: 7-7-0

HEAD COACH: PAUL BROWN

DATE	W-L	SCORE	OPPONENT	ATTENDANCE
9-15-74	W	33-7	CLEVELAND	53,113
9-22-74	L	17-20	SAN DIEGO	51,178
9-29-74	W	21-3	at San Francisco	49,895
10-6-74	W	28-17	WASHINGTON	56,175
10-13-74	W	34-24	at Cleveland	70,897
10-20-74	L	27-30	at Oakland	51,821
10-27-74	L	21-34	HOUSTON	55,434
11-3-74	W	24-14	at Baltimore	36,110
11-10-74	W	17-10	PITTSBURGH	57,532
11-17-74	L	3-20	at Houston	44,054
11-24-74	W	33-6	KANSAS CITY	49,777
12-2-74	L	3-24	at Miami	71,962
12-8-74	L	19-23	DETROIT	45,159
12-14-74	L	3-27	at Pittsburgh	42,878

TEAM STATISTICS	BENGALS	OPPONENTS
TOTAL FIRST DOWNS	260	256
Rushing	115	127
Passing	131	109
Penalty	14	20
3rd Down: Made-Att.	—	—
3rd Down Pct.	—	—
4th Down: Made-Att.	—	—
4th Down Pct.	—	—
POSSESSION AVG.	(NA)	(NA)
TOTAL NET YARDS	4489	3942
Avg. Per Game	320.6	281.6
Total Plays	835	892
Avg. Per Play	5.4	4.4
NET YARDS RUSHING	1978	2152
Avg. Per Game	141.3	153.7
Total Rushes	445	497
NET YARDS PASSING	2511	1790
Avg. Per Game	179.4	127.9
Sacked-Yards Lost	37-293	36-320
Gross Yards	2804	2110
Att.-Completions	353-224	359-186
Completion Pct.	63.5	51.8
Had Intercepted	13	9
PUNTS-AVG.	66-40.9	81-37.8
Net Punting Avg.	—	—
PENALTIES-YARDS	78-653	77-640
FUMBLES-BALLS LOST	27-18	23-11
TOUCHDOWNS	36	30
Rushing	14	16
Passing	18	13
Returns	4	1

SCORE BY PERIODS	1	2	3	4	OT	PTS
BENGALS	50	95	60	78	0	283
OPPONENTS	37	63	70	89	0	259

SCORING	TD	TD-R	TD-P	TD-Rt	PAT	FG	S	PTS
Horst Muhlmann	0	0	0	0	32-35	11-18	0	65
Isaac Curtis	10	0	10	0	—	—	0	60
Boobie Clark	6	5	1	0	—	—	0	36
Ed Williams	4	3	1	0	—	—	0	24
Lemar Parrish	3	0	0	3	—	—	0	18
Ken Anderson	2	2	0	0	—	—	0	12
Doug Dressler	2	2	0	0	—	—	0	12
Lenvil Elliott	2	1	1	0	—	—	0	12
Bob Trumpy	2	0	2	0	—	—	0	12
Wayne Clark	1	1	0	0	—	—	0	6
Essex Johnson	1	0	1	0	—	—	0	6
Charlie Joiner	1	0	1	0	—	—	0	6
Bob Maddox	1	0	0	1	—	—	0	6
Chip Myers	1	0	1	0	—	—	0	6
Ron Carpenter	0	0	0	0	—	—	1	2
BENGALS	36	14	18	4	32-36	11-18	1	283
OPPONENTS	30	16	13	1	28-30	17-22	0	259

Two-point conversions: (NA**).

PASSING	ATT	CMP	YDS	CMP%	YDS/ATT	TD	TD%	INT	INT%	LG	SKD-YDS	RAT
Ken Anderson	328	213	2667	64.9	8.13	18	5.5	10	3.0	77t	36-292	95.7
Wayne Clark	22	9	98	40.9	4.45	0	0.0	3	13.6	19	1-1	15.2
Dave Green	2	1	22	50.0	11.00	0	0.0	0	0.0	22	0-0	89.6
Lenvil Elliott	1	1	17	100.0	17.00	0	0.0	0	0.0	17	0-0	118.8
BENGALS	353	224	2804	63.5	7.94	18	5.1	13	3.7	77t	37-293	89.7
OPPONENTS	359	186	2110	51.8	5.88	13	3.6	9	2.5	64	36-320	71.4

RUSHING	ATT	YDS	AVG	LG	TD
Charlie Davis	72	375	5.2	29	0
Lenvil Elliott	68	345	5.1	26	1
Ken Anderson	43	314	7.3	20	2
Boobie Clark	99	312	3.2	22	5
Doug Dressler	72	255	3.5	17	2
Ed Williams	58	238	4.1	18	3
Isaac Curtis	8	62	7.8	20	0
Essex Johnson	19	44	2.3	11	0
Charlie Joiner	4	20	5.0	8	0
Wayne Clark	1	8	8.0	8t	1
John McDaniel	1	5	5.0	5	0
BENGALS	445	1978	4.4	29	14
OPPONENTS	497	2152	4.3	54	16

RECEIVING	REC	YDS	AVG	LG	TD
Chip Myers	32	383	12.0	22	1
Isaac Curtis	30	633	21.1	77t	10
Doug Dressler	29	196	6.8	23	0
Charlie Joiner	24	390	16.3	65t	1
Boobie Clark	23	194	8.4	23	1
Bob Trumpy	21	330	15.7	41	2
Charlie Davis	19	171	9.0	32	0
Lenvil Elliott	18	187	10.4	28t	1
Ed Williams	13	98	7.5	19t	1
Essex Johnson	8	85	10.6	27t	1
John McDaniel	2	79	39.5	60	0
Bruce Coslet	2	24	12.0	18	0
Bernard Jackson	1	22	22.0	22	0
Al Chandler	1	9	9.0	9	0
Bob Johnson	1	3	3.0	3	0
BENGALS	224	2804	12.5	77t	18
OPPONENTS	186	2110	11.3	64	13

INTERCEPTIONS	NO	YDS	AVG	LG	TD
Ken Riley	5	33	6.6	19	0
Tommy Casanova	2	26	13.0	26	0
Al Beauchamp	1	34	34.0	34	0
Bernard Jackson	1	17	17.0	17	0
BENGALS	9	110	12.2	34	0
OPPONENTS	13	140	10.8	40	0

PUNTING	NO	YDS	AVG	NET	TB	IN-20	LG	BLK.
Dave Green	66	2701	40.9	—	10	—	53	0
BENGALS	66	2701	40.9	—	10	—	53	0
OPPONENTS	81	3061	37.8	—	—	—	—	—

PUNT RETURNS	NO	FC	YDS	AVG	LG	TD
Tommy Casanova	24	2	265	11.0	74	0
Lemar Parrish	18	1	338	18.8	90t	2
Lyle Blackwood	10	3	29	2.9	11	0
BENGALS	52	6	632	12.2	90t	2
OPPONENTS	41	—	457	11.1	—	0

KICKOFF RETURNS	NO	YDS	AVG	LG	TD
Bernard Jackson	29	682	23.5	45	0
Charlie Davis	12	243	20.3	28	0
John McDaniel	3	64	21.3	24	0
Tommy Casanova	1	48	48.0	48	0
Lemar Parrish	2	36	18.0	21	0
Ed Williams	2	33	16.5	22	0
Doug Dressler	3	32	10.7	18	0
Lyle Blackwood	1	17	17.0	17	0
Lenvil Elliott	1	2	2.0	2	0
BENGALS	54	1157	21.4	48	0
OPPONENTS	55	1198	21.8	—	0

FIELD GOALS	1-19	20-29	30-39	40-49	50+
Horst Muhlmann	1-1	2-2	5-9	3-6	0-0
BENGALS	1-1	2-2	5-9	3-6	0-0

Horst Muhlmann: (32G), (34N, 34G), (—), (—), (45N), (—), (—), (40B, 18G, 33B), (30G), (28G, 46N), (39N), (29G), (42G, 34G, 40G, 47G), (38B, 32G).

USUAL STARTERS

OFFENSE	DEFENSE
WR Isaac Curtis	LDE Ken Johnson
LOT Rufus Mayes	LDT Mike Reid
LG Howard Fest	ROT Ron Carpenter
C Bob Johnson	RDE Sherman White
RG John Shinnors,	LLB Al Beauchamp
Pat Matson	MLB Doug Adams,
Stan Walters	Jim LeClair,
TE Bob Trumpy	Ken Avery
WR Charlie Joiner	RLB Ron Pritchard
QB Ken Anderson	LCB Lemar Parrish
RB Charlie Davis	RCB Ken Riley
RB Boobie Clark	LS Bernard Jackson
	RS Tommy Casanova

DEFENSE	ST	AT	TT	SKS-YDS	INT-YDS	PD	FF	FR-YDS
(NA**)	—	—	—	—	—	—	—	—

* NOTE: Time of possession was not recorded until 1977.

** NOTE: The two-point conversion was not instituted in the NFL until 1994.

*** NOTE: Regular-season defensive statistics were not kept regularly until 1976.

1975 STATISTICS

RECORD: 11-3-0

HEAD COACH: PAUL BROWN

(BENGALS WERE WILD CARD QUALIFIER: SEE POSTSEASON PORTION OF TEAM HISTORY SECTION FOR POSTSEASON STATS)

DATE	W-L	SCORE	OPPONENT	ATTENDANCE
9-21-75	W	24-17	CLEVELAND	52,874
9-28-75	W	21-0	at New Orleans	52,531
10-5-75	W	21-19	at Houston	45,321
10-12-75	W	27-10	NEW ENGLAND	51,220
10-19-75	W	14-10	OAKLAND	48,122
10-26-75	W	21-14	at Atlanta	45,811
11-2-75	L	24-30	PITTSBURGH	58,418
11-9-75	W	17-16	at Denver	49,919
11-17-75	W	33-24	BUFFALO	56,666
11-23-75	L	23-35	at Cleveland	56,427
11-30-75	W	23-19	HOUSTON	46,128
12-7-75	W	31-0	at Philadelphia	56,984
12-13-75	L	14-35	at Pittsburgh	48,889
12-21-75	W	47-17	SAN DIEGO	46,474

TEAM STATISTICS	BENGALS	OPPONENTS
TOTAL FIRST DOWNS	295	241
Rushing	107	115
Passing	166	107
Penalty	22	19
3rd Down: Made-Att.	—	—
3rd Down Pct.	—	—
4th Down: Made-Att.	—	—
4th Down Pct.	—	—
POSSESSION AVG.	(*NA)	(*NA)
TOTAL NET YARDS	5060	3923
Avg. Per Game	361.4	280.2
Total Plays	966	889
Avg. Per Play	5.2	4.4
NET YARDS RUSHING	1819	2194
Avg. Per Game	129.9	156.7
Total Rushes	499	473
NET YARDS PASSING	3241	1729
Avg. Per Game	231.5	123.5
Sacked-Yards Lost	34-256	27-272
Gross Yards	3497	2001
Att.-Completions	433-255	389-175
Completion Pct.	58.9	45.0
Had Intercepted	14	22
PUNTS-AVG.	68-39.0	77-40.9
Net Punting Avg.	—	—
PENALTIES-YARDS	88-783	91-824
FUMBLES-BALLS LOST	31-20	39-22
TOUCHDOWNS	45	30
Rushing	20	15
Passing	23	11
Returns	2	4

SCORE BY PERIODS	1	2	3	4	OT	PTS
BENGALS	84	120	54	82	0	340
OPPONENTS	36	77	68	65	0	246

SCORING	TD	TD-R	TD-P	TD-Rt	PAT	FG	S	PTS
Dave Green	0	0	0	0	40-45	10-21	0	70
Stan Fritts	10	8	2	0	—	—	0	60
Isaac Curtis	7	0	7	0	—	—	0	42
Charlie Joiner	5	0	5	0	—	—	0	30
Boobie Clark	4	4	0	0	—	—	0	24
Lenvil Elliott	4	1	3	0	—	—	0	24
Chip Myers	3	0	3	0	—	—	0	18
Ed Williams	3	2	1	0	—	—	0	18
Ken Anderson	2	2	0	0	—	—	0	12
Essex Johnson	2	1	1	0	—	—	0	12
John Reaves	2	2	0	0	—	—	0	12
Marvin Cobb	1	0	0	1	—	—	0	6
Ken Riley	1	0	0	1	—	—	0	6
Bob Trumpy	1	0	1	0	—	—	0	6
BENGALS	45	20	23	2	40-45	10-21	0	340
OPPONENTS	30	15	11	4	26-30	12-14	2	246

Two-point conversions: (NA**).

PASSING	ATT	CMP	YDS	CMP%	YDS/ATT	TD	TD%	INT	INT%	LG	SKD-YDS	RAT
Ken Anderson	377	228	3169	60.5	8.41	21	5.6	11	2.9	55	32-247	93.9
John Reaves	51	25	297	49.0	5.82	2	3.9	3	5.9	51	2-9	55.8
Stan Fritts	4	2	31	50.0	7.75	0	0.0	0	0.0	16	0-0	76.0
Dave Green	1	0	0	0.0	0.00	0	0.0	0	0.0	—	0-0	39.6
BENGALS	433	255	3497	58.9	8.08	23	5.3	14	3.2	55	34-256	89.0
OPPONENTS	389	175	2001	45.0	5.14	11	2.8	22	5.7	48	27-272	46.9

RUSHING	ATT	YDS	AVG	LG	TD
Boobie Clark	167	594	3.6	17	4
Stan Fritts	94	375	4.0	22	8
Lenvil Elliott	71	308	4.3	27	1
Ken Anderson	49	188	3.8	29	2
Essex Johnson	58	177	3.1	15	1
Ed Williams	35	136	3.9	19	2
Champ Henson	11	38	3.5	8	0
John Reaves	6	13	2.2	9	2
Bruce Coslet	1	1	1.0	1	0
John McDaniel	1	-2	-2.0	-2	0
Isaac Curtis	6	-9	-1.5	14	0
BENGALS	499	1819	3.6	29	20
OPPONENTS	473	2194	4.6	55	15

RECEIVING	REC	YDS	AVG	LG	TD
Isaac Curtis	44	934	21.2	55	7
Boobie Clark	42	334	8.0	27	0
Charlie Joiner	37	726	19.6	51	5
Chip Myers	36	527	14.6	34t	3
Essex Johnson	25	196	7.8	30	1
Bob Trumpy	22	276	12.5	35t	1
Lenvil Elliott	20	196	9.8	31	3
Bruce Coslet	10	117	11.7	18	0
Ed Williams	10	96	9.6	20	1
Stan Fritts	6	63	10.5	17t	2
Jack Novak	2	34	17.0	19	0
Champ Henson	1	-2	-2.0	-2	0
BENGALS	255	3497	13.7	55	23
OPPONENTS	175	2001	11.4	48	11

INTERCEPTIONS	NO	YDS	AVG	LG	TD
Ken Riley	6	76	12.7	30t	1
Bernard Jackson	5	97	19.4	34	0
Marvin Cobb	4	116	29.0	52t	1
Jim LeClair	3	25	8.3	21	0
Lyle Blackwood	2	44	22.0	40	0
Ricky Davis	1	26	26.0	26	0
Lemar Parrish	1	26	26.0	26	0
BENGALS	22	410	18.6	52t	2
OPPONENTS	14	244	17.4	65	1

PUNTING	NO	YDS	AVG	NET	TB	IN-20	LG	BLK.
Dave Green	68	2655	39.0	—	6	—	57	1
BENGALS	68	2655	39.0	—	6	—	57	1
OPPONENTS	77	3150	40.7	—	—	—	—	—

PUNT RETURNS	NO	FC	YDS	AVG	LG	TD
Lyle Blackwood	23	0	123	5.3	31	0
Lemar Parrish	13	1	83	6.4	34	0
Tommy Casanova	11	2	60	5.5	12	0
Marvin Cobb	1	3	1	1.0	1	0
BENGALS	48	6	267	5.6	34	0
OPPONENTS	42	—	386	9.2	—	1

KICKOFF RETURNS	NO	YDS	AVG	LG	TD
Bernard Jackson	25	587	23.5	39	0
Lenvil Elliott	13	272	20.9	46	0
Lemar Parrish	4	114	28.5	64	0
John McDaniel	3	69	23.0	26	0
Brad Cousino	1	0	0.0	0	0
BENGALS	46	1042	22.7	64	0
OPPONENTS	66	1558	23.6	—	0

FIELD GOALS	1-19	20-29	30-39	40-49	50+
Dave Green	1-1	5-8	1-7	3-5	0-0
BENGALS	1-1	5-8	1-7	3-5	0-0

Dave Green: (44G, 29N), (33N), (—), (21G, 29G), (37N), (41N), (23G), (45G, 28N, 35N), (28G, 18G, 37N), (21G, 25N), (33G), (37N, 48G), (36N, 47N), (—).

USUAL STARTERS

OFFENSE	DEFENSE
WR Isaac Curtis	LDE Ken Johnson
LOT Rufus Mayes	LDT Bob Brown
LG Howard Fest	RDT Ron Carpenter
C Bob Johnson	RDE Sherman White
RG Dave Lapham	LLB Al Beauchamp
ROT Vernon Holland	MLB Jim LeClair
TE Bob Trumpy	RLB Ron Pritchard
WR Charlie Joiner	LCB Lemar Parrish
QB Ken Anderson	RCB Ken Riley
HB Stan Fritts	LS Tommy Casanova
Lenvil Elliott	RS Bernard Jackson
FB Boobie Clark	

DEFENSE	ST	AT	TT	SKS-YDS	INT-YDS	PD	FF	FR-YDS
(NA**)	—	—	—	—	—	—	—	—

* NOTE: Time of possession was not recorded until 1977.

** NOTE: The two-point conversion was not instituted in the NFL until 1994.

*** NOTE: Regular-season defensive statistics were not kept regularly until 1976.

1976 STATISTICS

RECORD: 10-4-0

HEAD COACH: BILL JOHNSON

DATE	W-L	SCORE	OPPONENT	ATTENDANCE
9-12-76	W	17-7	DENVER	53,464
9-19-76	L	27-28	at Baltimore	50,374
9-26-76	W	28-7	GREEN BAY	44,103
10-3-76	W	45-24	at Cleveland	75,817
10-10-76	W	21-0	TAMPA BAY	49,700
10-17-76	L	6-23	at Pittsburgh	48,311
10-24-76	W	27-7	at Houston	45,499
10-31-76	W	21-6	CLEVELAND	54,776
11-8-76	W	20-12	LOS ANGELES	52,480
11-14-76	W	31-27	HOUSTON	53,243
11-21-76	W	27-24	at Kansas City	46,259
11-28-76	L	3-7	PITTSBURGH	55,142
12-6-76	L	20-35	at Oakland	52,430
12-12-76	W	42-3	at N.Y. Jets	31,067

TEAM STATISTICS	BENGALS	OPPONENTS
TOTAL FIRST DOWNS	238	234
Rushing	114	116
Passing	110	103
Penalty	14	15
3rd Down: Made-Att.	—	—
3rd Down Pct.	—	—
4th Down: Made-Att.	—	—
4th Down Pct.	—	—
POSSESSION AVG.	(NA)	(NA)
TOTAL NET YARDS	4300	3670
Avg. Per Game	307.1	262.1
Total Plays	878	930
Avg. Per Play	4.9	3.9
NET YARDS RUSHING	2109	1912
Avg. Per Game	150.6	136.6
Total Rushes	481	520
NET YARDS PASSING	2191	1758
Avg. Per Game	156.5	125.6
Sacked-Yards Lost	37-252	46-444
Gross Yards	2443	2202
Att.-Completions	360-177	364-177
Completion Pct.	51.9	48.6
Had Intercepted	15	26
PUNTS-AVG.	76-39.5	86-38.2
Net Punting Avg.	33.6	32.6
PENALTIES-YARDS	79-700	90-768
FUMBLES-BALLS LOST	38-20	34-15
TOUCHDOWNS	42	25
Rushing	15	11
Passing	21	13
Returns	6	1

SCORE BY PERIODS	1	2	3	4	OT	PTS
BENGALS	91	85	91	68	0	335
OPPONENTS	44	63	49	54	0	210

SCORING	TD	TD-R	TD-P	TD-RT	PAT	FG	S	PTS
Chris Bahr	0	0	0	0	39-42	14-27	0	81
Boobie Clark	8	7	1	0	—	—	0	48
Bob Trumpy	7	0	7	0	—	—	0	42
Isaac Curtis	6	0	6	0	—	—	0	36
Tommy Casanova	3	0	0	3	—	—	0	18
Lenvil Elliott	3	0	3	0	—	—	0	18
Stan Fritts	3	3	0	0	—	—	0	18
Archie Griffin	3	3	0	0	—	—	0	18
Bruce Coslet	2	0	2	0	—	—	0	12
Ken Anderson	1	1	0	0	—	—	0	6
Tony Davis	1	1	0	0	—	—	0	6
John McDaniel	1	0	1	0	—	—	0	6
Melvin Morgan	1	0	0	1	—	—	0	6
Chip Myers	1	0	1	0	—	—	0	6
Ken Riley	1	0	0	1	—	—	0	6
Willie Shelby	1	0	0	1	—	—	0	6
Coy Bacon	0	0	0	0	—	—	1	2
BENGALS	42	15	21	6	39-42	14-27	1	335
OPPONENTS	25	11	13	1	24-55	12-22	0	210

Two-point conversions: (NA**).

PASSING	ATT	CMP	YDS	CMP%	YDS/ATT	TD	TD%	INT	INT%	LG	SKD-YDS	RAT
Ken Anderson	338	179	2367	53.0	7.00	19	5.6	14	4.1	85t	34-235	76.9
John Reaves	22	8	76	36.4	3.45	2	9.1	1	4.5	19	3-17	58.1
BENGALS	360	187	2443	51.9	6.79	21	5.8	15	4.2	85t	37-252	75.7
OPPONENTS	364	177	2202	48.6	6.05	13	3.6	26	7.1	68t	46-444	-50.0

RUSHING	ATT	YDS	AVG	LG	TD
Boobie Clark	151	671	4.4	24	7
Archie Griffin	138	625	4.5	77t	3
Lenvil Elliott	69	276	4.0	24	0
Stan Fritts	47	200	4.3	13	3
Tony Davis	36	178	4.9	16	1
Ken Anderson	31	134	4.3	25	1
Isaac Curtis	3	29	9.7	19	0
Willie Shelby	5	9	1.8	3	0
Billy Brooks	1	-13	-13.0	-13	0
BENGALS	481	2109	4.4	77t	15
OPPONENTS	520	1912	3.7	29	11

RECEIVING	REC	YDS	AVG	LG	TD
Isaac Curtis	41	766	18.7	85t	6
Boobie Clark	23	158	6.9	19	1
Lenvil Elliott	22	188	8.5	29t	3
Bob Trumpy	21	323	15.4	48t	7
Chip Myers	17	267	15.7	63	1
Billy Brooks	16	191	11.9	25	0
Archie Griffin	16	138	8.6	23	0
John McDaniel	12	232	19.3	46	1
Stan Fritts	9	75	8.3	19	0
Bruce Coslet	5	73	14.6	32	2
Tony Davis	4	29	7.3	11	0
Willie Shelby	1	3	3.0	3	0
BENGALS	187	2443	13.1	85t	21
OPPONENTS	177	2202	12.4	68t	13

INTERCEPTIONS	NO	YDS	AVG	LG	TD
Ken Riley	9	141	15.7	53t	1
Tommy Casanova	5	109	21.8	33t	2
Marvin Cobb	3	55	18.3	28	0
Lemar Parrish	2	0	0.0	0	0
Bo Harris	2	-3	-1.5	0	0
Reggie Williams	1	17	17.0	17	0
Jim LeClair	1	9	9.0	9	0
Chris Devlin	1	2	2.0	2	0
Bernard Jackson	1	0	0.0	0	0
Ron Pritchard	1	0	0.0	0	0
BENGALS	26	330	12.7	53t	3
OPPONENTS	15	102	6.8	29	0

PUNTING	NO	YDS	AVG	NET	TB	IN-20	LG	BLK.
Pat McNally	76	2999	39.5	33.6	6	12	61	0
BENGALS	76	2999	39.5	33.6	6	12	61	0
OPPONENTS	86	3287	38.2	32.6	7	18	74	0

PUNT RETURNS	NO	FC	YDS	AVG	LG	TD
Willie Shelby	21	4	162	7.7	30	0
Lemar Parrish	20	2	122	6.1	32	0
Tommy Casanova	10	2	45	4.5	15	0
Marvin Cobb	3	2	14	4.7	7	0
Tony Davis	0	3	0	—	—	0
BENGALS	54	13	343	6.4	32	0
OPPONENTS	41	—	323	7.9	—	1

KICKOFF RETURNS	NO	YDS	AVG	LG	TD
Willie Shelby	30	761	25.4	97t	1
Lenvil Elliott	5	98	19.6	22	0
Lemar Parrish	3	62	20.7	28	0
Archie Griffin	3	56	18.7	23	0
Ron Hunt	2	24	12.0	17	0
Tony Davis	4	21	5.3	12	0
Melvin Morgan	1	14	14.0	14	0
Stan Fritts	1	10	10.0	10	0
BENGALS	49	1046	21.3	97t	1
OPPONENTS	66	1616	24.5	—	0

FIELD GOALS	1-19	20-29	30-39	40-49	50+
Chris Bahr	1-1	6-8	2-4	3-8	2-6
BENGALS	1-1	6-8	2-4	3-8	2-6

Chris Bahr: (21G, 44N, 46N), (51G, 26G), (38B, 50N, 45B, 40N), (40G), (22N), (22G, 19G, 34N), (28G, 34G, 46N), (28N), (50N), (50G), (51N), (40G), (50N), (33G, 47G, 20G, 25G).

USUAL STARTERS

OFFENSE	DEFENSE
WR Billy Brooks	LDE Gary Burley
LOT Rufus Mayes	LDT Bob Brown
LG John Shinnars	RDT Ron Carpenter
C Bob Johnson	RDE Coy Bacon
RG Dave Lapham	LLB Bo Harris
ROT Vernon Holland	MLB Jim LeClair
TE Bob Trumpy	RLB Reggie Williams
WR Isaac Curtis	LCB Lemar Parrish
QB Ken Anderson	RCB Ken Riley
HB Archie Griffin	LS Tommy Casanova
FB Boobie Clark	RS Marvin Cobb, Bernard Jackson

DEFENSE***	ST	AT	TT	SKS-YDS	INT-YDS	PD	FF	FR-YDS
Reggie Williams	83	23	106	2-24	1-17	7	0	0-0
Jim LeClair	81	25	106	0-0	1-9	3	1	0-0
Gary Burley	69	11	80	10-90.5	0-0	1	1	1-0
Bo Harris	54	15	69	1.5-5.5	2-(-3)	4	3	1-(-2)
Bob Brown	55	10	65	2-21	0-0	0	1	1-0
Ron Carpenter	50	15	65	5.5-54	0-0	3	0	2-0
Coy Bacon	52	10	62	22-217	0-0	2	5	2-48
Marvin Cobb	36	7	43	0-0	3-55	5	0	0-0
Lemar Parrish	36	7	43	0-0	2-0	12	0	0-0
Bernard Jackson	30	5	35	0-0	1-0	8	0	3-13
Glenn Cameron	27	6	33	0-0	0-0	1	0	0-0
Tommy Casanova	25	6	31	0-0	5-109	7	0	1-25
Ken Riley	28	2	30	0-0	9-141	14	0	2-0
Melvin Morgan	19	3	22	0-0	0-0	3	0	1-32
Chris Devlin	15	4	19	0-0	1-2	1	0	0-0
Scott Perry	14	3	17	0-0	0-0	2	0	1-0
Ron Pritchard	14	1	15	1-12	1-0	1	1	0-0
Tony Davis	9	2	11	0-0	0-0	0	0	0-0
Greg Fairchild	5	2	7	0-0	0-0	0	0	0-0
Ken Johnson	5	2	7	1-10	0-0	2	0	0-0
Bill Kollar	5	0	5	1-10	0-0	1	0	0-0
Willie Shelby	5	0	5	0-0	0-0	0	0	0-0
Bob Johnson	3	1	4	0-0	0-0	0	0	0-0
Dave Lapham	3	0	3	0-0	0-0	0	0	0-0
John McDaniel	3	0	3	0-0	0-0	0	0	0-0
Stan Fritts	2	0	2	0-0	0-0	0	0	0-0
Ron Hunt	2	0	2	0-0	0-0	0	0	0-0
Chip Myers	2	0	2	0-0	0-0	0	0	0-0
Bruce Coslet	1	1	2	0-0	0-0	0	0	0-0
Glenn Bujnoch	1	0	1	0-0	0-0	0	0	0-0
Boobie Clark	1	0	1	0-0	0-0	0	0	0-0
Lenvil Elliott	1	0	1	0-0	0-0	0	0	0-0
John Shinnars	1	0	1	0-0	0-0	0	0	0-0

BLOCKED KICKS	BP	BFG	BXP
Coy Bacon	0	1	0
Ron Carpenter	0	1	0
Melvin Morgan	0	1	0

* NOTE: Time of possession was not recorded until 1977.

** NOTE: The two-point conversion was not instituted in the NFL until 1994.

*** NOTE: It was not standard practice to separate the three types of defensive statistics — defense, special teams and miscellaneous — until 1988. Thus, the defensive statistics listed above include the combined totals of all three types. All defensive statistics above are press box statistics produced at the games.

1977 STATISTICS

RECORD: 8-6-0

HEAD COACH: BILL JOHNSON

DATE	W-L	SCORE	OPPONENT	ATTENDANCE
9-18-77	L	3-13	CLEVELAND	52,847
9-25-77	W	42-20	SEATTLE	45,579
10-2-77	L	3-24	at San Diego	40,352
10-9-77	W	17-7	at Green Bay	53,653
10-17-77	L	14-20	at Pittsburgh	47,950
10-23-77	L	13-24	DENVER	54,395
10-30-77	W	13-10 (OT)	HOUSTON	53,194
11-6-77	W	10-7	at Cleveland	81,932
11-13-77	L	10-42	at Minnesota	45,371
11-20-77	W	23-17	MIAMI	46,733
11-27-77	W	30-13	N.Y. GIANTS	32,705
12-4-77	W	27-7	at Kansas City	38,488
12-10-77	W	17-10	PITTSBURGH	36,133
12-18-77	L	16-21	at Houston	46,212

TEAM STATISTICS	BENGALS	OPPONENTS
TOTAL FIRST DOWNS	248	253
Rushing	110	113
Passing	112	113
Penalty	26	27
3rd Down: Made-Att.	—	—
3rd Down Pct.	—	—
4th Down: Made-Att.	—	—
4th Down Pct.	—	—
POSSESSION AVG.	(*29:40)	(*30:40)
TOTAL NET YARDS	4194	4124
Avg. Per Game	299.6	294.6
Total Plays	904	901
Avg. Per Play	4.6	4.6
NET YARDS RUSHING	1861	1897
Avg. Per Game	132.9	135.5
Total Rushes	488	525
NET YARDS PASSING	2333	2227
Avg. Per Game	166.6	159.1
Sacked-Yards Lost	31-217	25-226
Gross Yards	2550	2453
Att.-Completions	385-192	351-196
Completion Pct.	49.9	55.8
Had Intercepted	16	16
PUNTS-AVG.	70-41.3	72-37.6
Net Punting Avg.	36.7	31.9
PENALTIES-YARDS	89-859	103-788
FUMBLES-BALLS LOST	37-16	34-23
TOUCHDOWNS	26	29
Rushing	10	15
Passing	12	14
Returns	4	0

SCORE BY PERIODS	1	2	3	4	OT	PTS
BENGALS	75	71	35	54	3	238
OPPONENTS	38	97	36	64	0	235

SCORING	TD	TD-R	TD-P	TD-Rt	PAT	FG	S	PTS
Chris Bahr	0	0	0	0	25-26	19-27	0	82
Billy Brooks	4	0	4	0	—	—	0	24
Pete Johnson	4	4	0	0	—	—	0	24
Pat McNally	3	0	3	0	—	—	0	18
Ken Anderson	2	2	0	0	—	—	0	12
Isaac Curtis	2	0	2	0	—	—	0	12
Tony Davis	2	2	0	0	—	—	0	12
Reggie Williams	2	0	0	2	—	—	0	12
Glenn Bujnoch	1	1	0	0	—	—	0	6
Boobie Clark	1	1	0	0	—	—	0	6
Jim Corbett	1	0	1	0	—	—	0	6
Lenvil Elliott	1	0	1	0	—	—	0	6
Lemar Parrish	1	0	0	1	—	—	0	6
Willie Shelby	1	0	0	1	—	—	0	6
Bob Trumpy	1	0	1	0	—	—	0	6
BENGALS	26	10	12	4	25-26	19-27	0	238
OPPONENTS	29	15	14	0	26-29	11-18	1	235

Two-point conversions: (NA**).

RUSHING	ATT	YDS	AVG	LG	TD
Pete Johnson	153	585	3.8	65	4
Archie Griffin	137	549	4.0	31	0
Lenvil Elliott	65	269	4.1	32	0
Boobie Clark	68	226	3.3	10t	1
Ken Anderson	26	128	4.9	17t	2
Tony Davis	27	81	3.0	13	2
Tommy Casanova	1	20	20.0	20	0
Glenn Bujnoch	1	4	4.0	4t	1
Pat McNally	1	4	4.0	4	0
Marvin Cobb	1	0	0.0	0	0
John Reaves	5	0	0.0	0	0
Jim Corbett	1	-1	-1.0	-1	0
Billy Brooks	2	-4	-2.0	4	0
BENGALS	488	1861	3.8	65	10
OPPONENTS	525	1897	3.6	38	15

RECEIVING	REC	YDS	AVG	LG	TD
Billy Brooks	39	772	19.8	94t	4
Lenvil Elliott	29	238	8.2	33	1
Archie Griffin	28	240	8.6	24	0
Isaac Curtis	20	338	16.9	54	2
Bob Trumpy	18	251	13.9	32	1
Pat McNally	17	258	15.2	43t	3
John McDaniel	12	148	12.3	31	0
Tony Davis	9	83	9.2	28	0
Jim Corbett	7	127	18.1	47t	1
Boobie Clark	7	33	4.7	11	0
Pete Johnson	5	49	9.8	21	0
Rick Walker	1	13	13.0	13	0
BENGALS	192	2550	13.3	94t	12
OPPONENTS	196	2453	12.5	82t	14

INTERCEPTIONS	NO	YDS	AVG	LG	TD
Lemar Parrish	3	95	31.7	47t	1
Reggie Williams	3	67	22.3	54t	1
Marvin Cobb	2	37	18.5	34	0
Bo Harris	2	17	8.5	10	0
Ken Riley	2	14	7.0	14	0
Jim LeClair	2	8	4.0	8	0
Tommy Casanova	1	0	0.0	0	0
Melvin Morgan	1	0	0.0	0	0
BENGALS	16	238	14.9	54t	2
OPPONENTS	16	192	12.0	41	0

PUNTING	NO	YDS	AVG	NET	TB	IN-20	LG	BLK.
Pat McNally	67	2802	41.8	36.4	3	16	67	1
Chris Bahr	2	88	44.0	47.5	0	2	45	0
BENGALS	70	2890	41.3	36.7	3	18	67	1
OPPONENTS	75	2822	37.6	31.9	5	17	63	2

PUNT RETURNS	NO	FC	YDS	AVG	LG	TD
Tony Davis	19	6	220	11.6	70	0
Willie Shelby	11	3	54	4.9	13	0
Lemar Parrish	4	0	30	7.5	11	0
Steve Holden	3	0	14	4.7	13	0
Jerry Anderson	1	0	0	0.0	0	0
Tommy Casanova	1	1	6	6.0	6	0
Marvin Cobb	1	0	4	4.0	4	0
Reggie Williams	1	0	0	0.0	0	0
BENGALS	41	10	328	8.0	70	0
OPPONENTS	38	—	260	6.8	—	0

KICKOFF RETURNS	NO	YDS	AVG	LG	TD
Willie Shelby	19	403	21.2	38	0
Archie Griffin	9	192	21.3	31	0
Jerry Anderson	8	129	16.1	21	0
Tony Davis	3	42	14.0	18	0
Steve Holden	2	42	21.0	24	0
Lenvil Elliott	1	23	23.0	23	0
Lemar Parrish	1	23	23.0	23	0
Marvin Cobb	1	15	15.0	15	0
Pete Johnson	1	11	11.0	11	0
Greg Fairchild	1	6	6.0	6	0
BENGALS	46	886	19.3	38	0
OPPONENTS	49	1029	21.4	—	0

FIELD GOALS	1-19	20-29	30-39	40-49	50+
Chris Bahr	1-1	10-11	4-8	4-6	0-1
BENGALS	1-1	10-11	4-8	4-6	0-1

Chris Bahr: (25G, 47N, 38N), (—), (35G), (36N, 32G), (—), (24G, 57N, 19G), (39N, 23G, 22G), (47G), (23G, 48N), (43G, 44G, 42G), (32G), (20G, 35G), (37N, 24N, 24G), (24G, 27G, 28G).

PASSING	ATT	CMP	YDS	CMP%	YDS/ATT	TD	TD%	INT	INT%	LG	SKD-YDS	RAT
Ken Anderson	323	166	2145	51.4	6.64	11	3.4	11	3.4	94t	28-197	69.7
John Reaves	59	24	383	40.7	6.49	0	0.0	5	8.5	40	2-17	27.6
Marvin Cobb	1	0	0	0.0	0.00	0	0.0	0	0.0	—	0-0	39.6
Archie Griffin	1	1	18	100.0	18.00	1	100.0	0	0.0	18t	1-3	158.3
Pat McNally	1	1	4	100.0	4.00	0	0.0	0	0.0	4	0-0	83.3
BENGALS	385	192	2550	49.9	6.62	12	3.1	16	4.2	94t	31-217	64.3
OPPONENTS	351	196	2453	55.8	6.99	14	4.0	16	4.6	82t	25-226	72.0

USUAL STARTERS

OFFENSE	DEFENSE
WR Isaac Curtis	LDE Gary Burley
LOT Rufus Mayes	LDT Eddie Edwards
LG John Shimmers	RDT Wilson Whitley
C Glenn Bujnoch	RDE Coy Bacon
RG Bob Johnson	LLB Bo Harris
ROT Dave Lapham	MLB Jim LeClair
TE Vernon Holland	RLB Reggie Williams
WR Bob Trumpy	LCB Lemar Parrish
QB Ken Anderson	RCB Ken Riley
HB Archie Griffin	SS Tommy Casanova
FB Pete Johnson	FS Marvin Cobb

DEFENSE***	ST	AT	TT	SKS-YDS	INT-YDS	PD	FF	FR-YDS
Reggie Williams	104	16	120	0.5-7.5	3-67	2	1	2-0
Jim LeClair	82	26	108	2-21	2-8	3	0	3-0
Eddie Edwards	60	11	71	4-31	0-0	1	1	1-0
Bo Harris	50	17	67	2-20.5	2-17	9	0	0-0
Gary Burley	55	11	66	8.5-71.5	0-0	1	0	1-0
Wilson Whitley	36	13	49	0-0	0-0	5	0	1-0
Ken Riley	43	3	46	0-0	2-14	11	0	1-6
Marvin Cobb	34	8	42	0-0	2-37	4	0	0-0
Jerry Anderson	35	6	41	0-0	0-0	1	1	2-0
Coy Bacon	27	9	36	5.5-45.5	0-0	3	0	2-0
Tommy Casanova	28	6	34	0.5-5	1-0	5	1	1-0
Walter Johnson	28	4	32	1-11	0-0	0	0	0-0
Lemar Parrish	25	2	27	0-0	3-95	12	0	0-0
Melvin Morgan	24	3	27	0-0	1-0	6	0	1-0
Glenn Cameron	16	6	22	0-0	0-0	0	1	0-0
Ray Phillips	15	1	16	0-0	0-0	2	1	1-0
Tony Davis	10	2	12	0-0	0-0	0	0	1-0
Jim Corbett	8	3	11	0-0	0-0	0	0	0-0
Ken Johnson	5	2	7	1-13	0-0	0	0	0-0
Scott Perry	6	0	6	0-0	0-0	0	0	0-0
Willie Shelby	6	0	6	0-0	0-0	0	0	0-0
Steve Holden	2	2	4	0-0	0-0	0	0	1-0
Bob Johnson	2	1	3	0-0	0-0	0	0	0-0
Boobie Clark	2	0	2	0-0	0-0	0	0	0-0
Lenvil Elliott	2	0	2	0-0	0-0	0	0	1-0
Archie Griffin	2	0	2	0-0	0-0	0	0	1-0
Pete Johnson	2	0	2	0-0	0-0	0	0	0-0
Billy Brooks	1	0	1	0-0	0-0	0	0	0-0
Glenn Bujnoch	1	0	1	0-0	0-0	0	0	0-0
Isaac Curtis	1	0	1	0-0	0-0	0	0	0-0
Greg Fairchild	1	0	1	0-0	0-0	0	0	0-0
John McDaniel	1	0	1	0-0	0-0	0	0	1-0
John Reaves	1	0	1	0-0	0-0	0	0	0-0
Rick Walker	1	0	1	0-0	0-0	0	0	0-0
Mike Wells	1	0	1	0-0	0-0	0	0	1-0
Pat McNally	0	0	0	0-0	0-0	0	0	1-0

BLOCKED KICKS	BP	BFG	BXP
Jim LeClair	0	0	1
Scott Perry	1	0	0
Ray Phillips	1	0	0

* NOTE: Time of possession became an official statistic in 1977. However, the game clock at Cincinnati's Oct. 23 game vs. Denver failed, thus no time of possession was documented for that contest. Without that information, it is impossible to determine the correct time of possession averages for both Cincinnati and Denver that season. The Bengals' averages listed above include only their remaining 13 games of '77, and thus are considered incomplete and unofficial.

** NOTE: The two-point conversion was not instituted in the NFL until 1994.

*** NOTE: It was not standard practice to separate the three types of defensive statistics — defense, special teams and miscellaneous — until 1988. Thus, the defensive statistics listed above include the combined totals of all three types. All defensive statistics above are press box statistics produced at the games.

1978 STATISTICS

RECORD: 4-12-0

HEAD COACH: BILL JOHNSON (GAMES 1-5; RECORD 0-5),
HOMER RICE (GAMES 6-16; RECORD 4-7)

DATE	W-L	SCORE	OPPONENT	ATTENDANCE
9-3-78	L	23-24	KANSAS CITY	41,810
9-10-78	L	10-13 (OT)	at Cleveland	72,691
9-17-78	L	3-28	PITTSBURGH	50,260
9-24-78	L	18-20	NEW ORLEANS	40,455
10-1-78	L	12-28	at San Francisco	41,107
10-9-78	L	0-21	at Miami	54,729
10-15-78	L	3-10	NEW ENGLAND	48,699
10-22-78	L	0-5	at Buffalo	47,754
10-29-78	W	28-13	HOUSTON	50,532
11-5-78	L	13-22	at San Diego	43,639
11-13-78	L	21-34	OAKLAND	51,374
11-19-78	L	6-7	at Pittsburgh	47,578
11-26-78	L	10-17	at Houston	43,245
12-3-78	W	37-7	ATLANTA	25,336
12-11-78	W	20-19	at Los Angeles	47,471
12-17-78	W	48-16	CLEVELAND	46,985

TEAM STATISTICS	BENGALS	OPPONENTS
TOTAL FIRST DOWNS	271	269
Rushing	105	121
Passing	141	118
Penalty	25	30
3rd Down: Made-Att	—	—
3rd Down Pct.	—	—
4th Down: Made-Att	—	—
4th Down Pct.	—	—
POSSESSION AVG.	29:58	30:02
TOTAL NET YARDS	4872	4632
Avg. Per Game	304.5	289.5
Total Plays	1034	1036
Avg. Per Play	4.7	4.5
NET YARDS RUSHING	2131	2396
Avg. Per Game	133.2	149.8
Total Rushes	526	607
NET YARDS PASSING	2741	2236
Avg. Per Game	171.3	139.8
Sacked-Yards Lost	38-298	33-284
Gross Yards	3039	2520
Att.-Completions	470-250	396-193
Completion Pct.	53.2	48.7
Had Intercepted	30	20
PUNTS-AVG.	95-42.4	108-41.6
Net Punting Avg.	34.1	37.1
PENALTIES-YARDS	110-956	123-1074
FUMBLES-BALLS LOST	36-19	36-17
TOUCHDOWNS	29	34
Rushing	10	16
Passing	14	14
Returns	5	4

SCORE BY PERIODS	1	2	3	4	OT	PTS
BENGALS	30	79	46	97	0	252
OPPONENTS	66	106	53	56	3	284

SCORING	TD	TD-R	TD-P	TD-Rt	PAT	FG	S	PTS
Chris Bahr	0	0	0	0	26-29	16-30	0	74
Pete Johnson	7	7	0	0	—	—	0	42
Don Bass	5	0	4	1	—	—	0	30
Isaac Curtis	3	0	3	0	—	—	0	18
Archie Griffin	3	0	3	0	—	—	0	18
Scott Perry	3	0	0	3	—	—	0	18
Billy Brooks	2	0	2	0	—	—	0	12
Tony Davis	2	2	0	0	—	—	0	12
Rick Walker	2	0	2	0	—	—	0	12
Ken Anderson	1	1	0	0	—	—	0	6
Dick Jauron	1	0	0	1	—	—	0	6
Gary Burley	0	0	0	0	—	—	1	2
(team)	—	—	—	—	—	—	1	2
BENGALS	29	10	14	5	26-29	16-30	2	252
OPPONENTS	34	16	14	4	30-34	16-23	1	284

Two-point conversions: (NA*).

RUSHING	ATT	YDS	AVG	LG	TD
Pete Johnson	180	762	4.2	50t	7
Archie Griffin	132	484	3.7	30	0
Deacon Turner	84	333	4.0	65	0
Boobie Clark	40	187	4.7	20	0
Ken Anderson	29	167	5.8	16	1
Lenvil Elliott	29	75	2.6	12	0
Tony Davis	21	57	2.7	15	2
John Reaves	6	50	8.3	20	0
Tom Dinkel	1	20	20.0	20	0
Isaac Curtis	1	1	1.0	1	0
Rob Hertel	1	0	0.0	0	0
Dennis Law	1	-1	-1.0	-1	0
Don Bass	1	-4	-4.0	-4	0
BENGALS	526	2131	4.1	65	10
OPPONENTS	607	2396	3.9	70t	16

RECEIVING	REC	YDS	AVG	LG	TD
Isaac Curtis	47	737	15.7	57	3
Archie Griffin	35	284	8.1	27	3
Pete Johnson	31	236	7.6	34	0
Billy Brooks	30	506	16.9	45	2
Don Bass	27	447	16.6	51t	4
Pat McNally	15	189	12.6	49	0
Jim Corbett	12	187	15.6	51	0
Rick Walker	12	126	10.5	28	2
Lenvil Elliott	12	100	8.3	18	0
Boobie Clark	11	73	6.6	26	0
Deacon Turner	11	50	4.5	8	0
Dennis Law	5	81	16.2	20	0
Tony Davis	2	23	11.5	14	0
BENGALS	250	3039	12.2	57	14
OPPONENTS	193	2520	13.1	53	14

INTERCEPTIONS	NO	YDS	AVG	LG	TD
Dick Jauron	4	52	13.0	24t	1
Scott Perry	3	59	19.7	39t	2
Ken Riley	3	33	11.0	17	0
Louis Breeden	3	25	8.3	18	0
Melvin Morgan	1	64	64.0	64	0
Ron Shumon	1	48	48.0	48	0
Marvin Cobb	1	13	13.0	13	0
Jim LeClair	1	11	11.0	11	0
Reggie Williams	1	11	11.0	11	0
Eddie Edwards	1	2	2.0	2	0
Tom Dinkel	1	1	1.0	1	0
BENGALS	20	319	16.0	64	3
OPPONENTS	30	211	7.0	40	2

PUNTING	NO	YDS	AVG	NET	TB	IN-20	LG	BLK.
Pat McNally	91	3919	43.1	34.7	10	25	65	0
Chris Bahr	4	108	27.0	20.5	1	2	41	0
BENGALS	95	4027	42.4	34.1	11	27	65	0
OPPONENTS	108	4496	41.6	37.1	11	37	70	1

PUNT RETURNS	NO	FC	YDS	AVG	LG	TD
Dennis Law	25	4	106	4.2	17	0
Tony Davis	22	8	130	5.9	12	0
Louis Breeden	6	1	-12	-2.0	1	0
Don Bass	3	0	8	2.7	7	0
Dick Jauron	3	2	32	10.7	15	0
BENGALS	59	15	264	4.5	17	0
OPPONENTS	58	—	564	9.7	—	0

KICKOFF RETURNS	NO	YDS	AVG	LG	TD
Ray Griffin	37	787	21.3	39	0
Don Bass	7	138	19.7	33	0
Archie Griffin	4	94	23.5	26	0
Tony Davis	3	51	17.0	21	0
Dennis Law	2	30	15.0	17	0
Deacon Turner	1	24	24.0	24	0
Jim Corbett	1	15	15.0	15	0
Louis Breeden	1	12	12.0	12	0
Boobie Clark	1	11	11.0	11	0
Ted Vincent	1	2	2.0	2	0
BENGALS	58	1164	20.1	39	0
OPPONENTS	49	1105	22.6	—	0

FIELD GOALS	1-19	20-29	30-39	40-49	50+
Chris Bahr	0-0	5-7	4-8	6-12	1-3
BENGALS	0-0	5-7	4-8	6-12	1-3

Chris Bahr: (42G), (30B, 37N, 37G), (50N, 33G), (47N, 42G, 22G, 20G), (46G), (29B), (25N, 52G, 44N, 51N), (—), (45N), (49N), (—), (48N, 29G, 48G), (38N, 34G), (46N, 32G), (24G, 37B, 42G), (23G, 49G).

PASSING	ATT	CMP	YDS	CMP%	YDS/ATT	TD	TD%	INT	INT%	LG	SKD-YDS	RAT
Ken Anderson	319	173	2219	54.2	6.96	10	3.1	22	6.9	57	30-237	58.0
John Reaves	144	74	790	51.4	5.49	3	2.1	8	5.6	51t	8-61	51.6
Rob Hertel	4	1	9	25.0	2.25	0	0.0	0	0.0	9	0-0	39.6
Archie Griffin	3	2	21	66.7	7.00	1	33.3	0	0.0	18	0-0	126.4
BENGALS	470	250	3039	53.2	6.47	14	3.0	30	6.4	57	38-298	56.7
OPPONENTS	396	193	2520	48.7	6.36	14	3.5	20	5.1	53	33-284	60.0

USUAL STARTERS

OFFENSE	DEFENSE
WR Isaac Curtis	LDE Gary Burley
LOT Mike Wilson,	LDT Wilson Whitley
Rufus Mayes	RDT Eddie Edwards
LG Glenn Bujnoch	RDE Ross Browner
C Blair Bush	LLB Glenn Cameron
RG Dave Lapham	MLB Jim LeClair
ROT Vernon Holland	RLB Reggie Williams
TE Don Bass	LCB Louis Breeden
WR Billy Brooks	RCB Ken Riley
QB Ken Anderson	SS Marvin Cobb
HB Archie Griffin,	FS Scott Perry
Deacon Turner	
FB Pete Johnson,	
Boobie Clark	

DEFENSE**	ST	AT	TT	SKS-YDS	INT-YDS	PD	FF	FR-YDS
Jim LeClair	91	27	118	2-22	1-11	2	1	0-0
Glenn Cameron	63	30	93	3-23	0-0	4	0	0-0
Reggie Williams	69	17	86	3-20	1-11	10	1	1-30
Gary Burley	63	19	82	4-29	0-0	2	2	0-0
Louis Breeden	60	9	69	1-4	3-25	12	0	0-0
Ross Browner	53	16	69	6.5-73.5	0-0	2	2	3-21
Marvin Cobb	50	12	62	0-0	1-13	12	0	0-0
Wilson Whitley	43	15	58	3-30	0-0	2	0	2-10
Eddie Edwards	45	12	57	5.5-39.5	1-2	0	0	2-0
Tom Dinkel	30	11	41	2-16	1-1	1	1	3-0
Dick Jauron	29	12	41	1-15	4-52	4	0	0-0
Scott Perry	35	14	49	0-0	3-59	8	0	1-0
Ken Riley	26	2	28	0-0	3-33	11	0	1-0
Tom DePaso	15	5	20	0-0	0-0	0	1	0-0
Melvin Morgan	14	6	20	0-0	1-64	3	1	0-0
Ron Shumon	6	5	11	0-0	1-48	0	0	0-0
Boobie Clark	10	0	10	0-0	0-0	0	0	0-0
Jim Corbett	9	1	10	0-0	0-0	0	0	0-0
Ted Vincent	6	4	10	0-0	0-0	1	0	0-0
Ray Griffin	9	0	9	0-0	0-0	0	0	1-0
Tony Davis	8	1	9	0-0	0-0	0	0	0-0
Bo Harris	7	0	7	2-12	0-0	2	0	1-0
Blair Bush	6	1	7	0-0	0-0	0	0	0-0
Chris Devlin	3	3	6	0-0	0-0	0	0	0-0
Tom Ruud	5	0	5	0-0	0-0	0	0	0-0
Don Bass	4	0	4	0-0	0-0	0	0	1-0
Lenvil Elliott	3	0	3	0-0	0-0	0	0	0-0
Ray Phillips	3	0	3	0-0	0-0	0	0	0-0
Dave Purefory	3	0	3	0-0	0-0	0	0	0-0
Archie Griffin	2	0	2	0-0	0-0	0	0	1-0
Bob Johnson	2	0	2	0-0	0-0	0	0	0-0
Dave Lapham	2	0	2	0-0	0-0	0	0	0-0
Dennis Law	2	0	2	0-0	0-0	0	0	0-0
Chris Bahr	1	1	2	0-0	0-0	0	0	0-0
Isaac Curtis	1	0	1	0-0	0-0	0	0	0-0
Pat McNally	1	0	1	0-0	0-0	0	0	0-0
Deacon Turner	0	1	1	0-0	0-0	0	0	0-0

BLOCKED KICKS	BP	BFG	BXP
Scott Perry	1	0	0

* NOTE: The two-point conversion was not instituted in the NFL until 1994.

** NOTE: It was not standard practice to separate the three types of defensive statistics — defense, special teams and miscellaneous — until 1988. Thus, the defensive statistics listed above include the combined totals of all three types. All defensive statistics above are press box statistics produced at the games.

1979 STATISTICS

RECORD: 4-12-0

HEAD COACH: HOMER RICE

DATE	W-L	SCORE	OPPONENT	ATTENDANCE
9-2-79	L	0-10	at Denver	74,788
9-9-79	L	24-51	at Buffalo	43,504
9-16-79	L	14-20	NEW ENGLAND	41,805
9-23-79	L	27-30 (OT)	HOUSTON	45,615
9-30-79	L	13-38	at Dallas	63,179
10-7-79	L	7-10	KANSAS CITY	40,041
10-14-79	W	34-10	PITTSBURGH	52,381
10-21-79	L	27-28	at Cleveland	75,119
10-28-79	W	37-13	PHILADELPHIA	42,036
11-4-79	L	28-38	at Baltimore	37,740
11-11-79	L	24-26	SAN DIEGO	40,782
11-18-79	L	21-42	at Houston	49,829
11-25-79	W	34-28	ST. LOUIS	25,103
12-2-79	L	17-37	at Pittsburgh	46,521
12-9-79	L	14-28	at Washington	52,882
12-16-79	W	16-12	CLEVELAND	42,183

TEAM STATISTICS	BENGALS	OPPONENTS
TOTAL FIRST DOWNS	289	334
Rushing	138	133
Passing	131	175
Penalty	20	26
3rd Down: Made-Att.	—	—
3rd Down Pct.	—	—
4th Down: Made-Att.	—	—
4th Down Pct.	—	—
POSSESSION AVG.	30:48	29:12
TOTAL NET YARDS	4639	5911
Avg. Per Game	289.9	369.4
Total Plays	1049	1052
Avg. Per Play	4.4	5.6
NET YARDS RUSHING	2329	2219
Avg. Per Game	145.6	138.7
Total Rushes	560	528
NET YARDS PASSING	2310	3692
Avg. Per Game	144.4	230.8
Sacked-Yards Lost	63-511	32-216
Gross Yards	2821	3908
Att.-Completions	426-228	492-275
Completion Pct.	53.5	55.9
Had Intercepted	15	20
PUNTS-AVG.	91-40.4	71-39.6
Net Punting Avg.	34.2	33.5
PENALTIES-YARDS	88-744	101-871
FUMBLES-BALLS LOST	24-14	39-24
TOUCHDOWNS	43	52
Rushing	23	22
Passing	17	27
Returns	3	3

SCORE BY PERIODS	1	2	3	4	OT	PTS
BENGALS	83	115	75	64	0	337
OPPONENTS	57	140	106	115	3	421

SCORING	TD	TD-R	TD-P	TD-Rt	PAT	FG	S	PTS
Pete Johnson	15	14	1	0	—	—	0	90
Chris Bahr	0	0	0	0	40-42	13-23	0	79
Isaac Curtis	8	0	8	0	—	—	0	48
Jack Thompson	5	5	0	0	—	—	0	30
Don Bass	3	0	3	0	—	—	0	18
Ken Anderson	2	2	0	0	—	—	0	12
Archie Griffin	2	0	2	0	—	—	0	12
Charles Alexander	1	1	0	0	—	—	0	6
Billy Brooks	1	0	1	0	—	—	0	6
Ray Griffin	1	0	0	1	—	—	0	6
Howie Kurnick	1	0	0	1	—	—	0	6
Jim LeClair	1	0	0	1	—	—	0	6
Dan Ross	1	0	1	0	—	—	0	6
Deacon Turner	1	1	0	0	—	—	0	6
Rick Walker	1	0	1	0	—	—	0	6
BENGALS	43	23	17	3	40-43	13-23	0	337
OPPONENTS	52	22	27	3	49-52	20-27	0	421

Two-point conversions: (NA).

PASSING	ATT	CMP	YDS	CMP%	YDS/ATT	TD	TD%	INT	INT%	LG	SKD-YDS	RAT
Ken Anderson	339	189	2340	55.8	6.90	16	4.7	10	2.9	73t	46-324	80.7
Jack Thompson	87	39	481	44.8	5.53	1	1.1	5	5.7	50	16-178	42.4
Steve Kreider	0	0	0	—	—	0	—	0	—	—	1-9	—
BENGALS	426	228	2821	53.5	6.62	17	4.0	15	3.5	73t	63-511	72.9
OPPONENTS	492	275	3908	55.9	7.94	27	5.5	20	4.1	59	32-216	83.1

RUSHING	ATT	YDS	AVG	LG	TD
Pete Johnson	243	865	3.6	35t	14
Archie Griffin	140	688	4.9	63	0
Charles Alexander	88	286	3.3	17	1
Ken Anderson	28	235	8.4	21	2
Jack Thompson	21	116	5.5	21	5
Deacon Turner	28	86	3.1	10	1
Don Bass	4	35	8.8	14	0
Pat McNally	1	18	18.0	18	0
Tom Dinkel	2	14	7.0	9	0
Steve Kreider	2	0	0.0	0	0
Nathan Poole	1	-3	-3.0	-3	0
Isaac Curtis	2	-11	-5.5	-4	0
BENGALS	560	2329	4.2	63	23
OPPONENTS	528	2219	4.2	36	22

RECEIVING	REC	YDS	AVG	LG	TD
Don Bass	58	724	12.5	50	3
Archie Griffin	43	417	9.7	52t	2
Dan Ross	41	516	12.6	41	1
Isaac Curtis	32	605	18.9	67t	8
Pete Johnson	24	154	6.4	15t	1
Charles Alexander	11	91	8.3	13	0
Billy Brooks	8	214	26.8	73t	1
Jim Corbett	3	34	11.3	15	0
Steve Kreider	3	20	6.7	8	0
Deacon Turner	2	18	9.0	10	0
Pat McNally	1	24	24.0	24	0
Rick Walker	1	14	14.0	14t	1
Nathan Poole	1	-10	-10.0	-10	0
BENGALS	228	2821	12.4	73t	17
OPPONENTS	275	3908	14.2	59	27

INTERCEPTIONS	NO	YDS	AVG	LG	TD
Dick Jauron	6	41	6.8	12	0
Ray Griffin	4	167	41.8	96t	1
Marvin Cobb	3	19	6.3	14	0
Reggie Williams	2	5	2.5	3	0
Jim Browner	1	15	15.0	15	0
Scott Perry	1	11	11.0	11	0
Wilson Whitley	1	2	2.0	2	0
Jim LeClair	1	0	0.0	0	0
Ken Riley	1	0	0.0	0	0
BENGALS	20	260	13.0	96t	1
OPPONENTS	15	305	20.3	68	2

PUNTING	NO	YDS	AVG	NET	TB	IN-20	LG	BLK.
Pat McNally	89	3678	41.3	34.2	12	19	61	2
BENGALS	91	3678	40.4	34.2	12	19	61	2
OPPONENTS	71	2812	39.6	33.5	6	18	56	0

PUNT RETURNS	NO	FC	YDS	AVG	LG	TD
Vaughn Lusby	32	4	260	8.1	40	0
Mike Levenseller	8	2	46	5.8	21	0
Scott Burk	1	1	0	0.0	0	0
Dick Jauron	1	2	10	10.0	10	0
BENGALS	42	9	316	7.5	40	0
OPPONENTS	48	—	325	6.8	—	0

KICKOFF RETURNS	NO	YDS	AVG	LG	TD
Deacon Turner	55	1149	20.9	36	0
Nathan Poole	7	128	18.3	24	0
Vaughn Lusby	6	92	15.3	28	0
Jim Browner	6	87	14.5	26	0
Howie Kurnick	4	60	15.0	20	0
Ross Browner	2	29	14.5	15	0
Ray Griffin	1	15	15.0	15	0
BENGALS	81	1560	19.3	36	0
OPPONENTS	63	1258	20.0	—	0

FIELD GOALS	1-19	20-29	30-39	40-49	50+
Chris Bahr	0-0	4-6	3-7	4-8	2-2
BENGALS	0-0	4-6	3-7	4-8	2-2

Chris Bahr: (—), (24G), (37N), (48N, 55G, 32N, 52G), (48G, 38G), (43N), (49N), (25N), (24G, 24G, 43G), (38N), (28G), (—), (38G, 33G, 27N), (37N, 46G), (—), (43G, 46N).

USUAL STARTERS

OFFENSE	DEFENSE
WR Don Bass	LDE Gary Burley
LOT Mike Wilson	LDT Eddie Edwards
LG Glenn Bujnoch	RDT Wilson Whitley
C Blair Bush	RDE Ross Browner
RG Dave Lapham	LLB Bo Harris
ROT Vernon Holland	MLB Jim LeClair
TE Dan Ross	RLB Reggie Williams
WR Isaac Curtis	LCB Louis Breeden
QB Ken Anderson	RCB Ken Riley
HB Archie Griffin	SS Marvin Cobb
FB Pete Johnson	FS Dick Jauron

DEFENSE **	ST	AT	TT	SKS-YDS	INT-YDS	PD	FF	FR-YDS
Jim LeClair	92	46	138	0-0	1-0	5	0	1-27
Reggie Williams	66	25	91	3-16	2-5	5	2	1-0
Bo Harris	59	18	77	4-33	0-0	4	1	0-0
Dick Jauron	55	18	73	0-0	6-41	5	2	3-0
Marvin Cobb	50	17	67	0-0	3-19	7	0	0-0
Gary Burley	56	10	66	5-40	0-0	2	0	0-0
Ross Browner	48	16	64	6-36.5	0-0	2	1	2-0
Jim Browner	48	13	61	0-0	1-15	4	2	1-0
Eddie Edwards	40	15	55	4.5-40	0-0	2	0	2-0
Wilson Whitley	32	11	43	3.5-19.5	1-2	3	1	2-0
Ken Riley	33	9	42	0-0	1-0	13	0	3-31
Tom Dinkel	31	11	42	1-1	0-0	1	0	0-0
Glenn Cameron	29	12	41	0-0	0-0	1	0	0-0
Scott Perry	23	9	32	0-0	1-11	3	0	0-0
Ray Griffin	30	1	31	0-0	4-167	6	0	1-0
Mike White	20	8	28	2-16	0-0	0	0	0-0
Louis Breeden	17	5	22	0-0	0-0	5	0	0-0
Mack Mitchell	13	7	20	3-14	0-0	1	0	0-0
Tom Ruud	14	5	19	0-0	0-0	0	0	0-0
Howie Kurnick	16	1	17	0-0	0-0	0	2	2-38
Mike Levenseller	14	2	16	0-0	0-0	0	0	2-0
Vaughn Lusby	11	1	12	0-0	0-0	0	1	2-0
Scott Burk	4	1	5	0-0	0-0	0	0	1-0
Nathan Poole	4	1	5	0-0	0-0	0	0	1-0
Jim Corbett	3	0	3	0-0	0-0	0	0	0-0
Rick Walker	3	0	3	0-0	0-0	0	0	0-0
Mike Wilson	2	0	2	0-0	0-0	0	0	0-0
Charles Alexander	1	0	1	0-0	0-0	0	0	0-0
Chris Bahr	1	0	1	0-0	0-0	0	0	0-0
Blair Bush	1	0	1	0-0	0-0	0	0	0-0
Isaac Curtis	1	0	1	0-0	0-0	0	0	0-0
Pete Johnson	1	0	1	0-0	0-0	0	0	0-0
Dave Lapham	1	0	1	0-0	0-0	0	0	0-0
Max Montoya	1	0	1	0-0	0-0	0	0	0-0

BLOCKED KICKS	BP	BFG	BXP
Gary Burley	0	1	0
Marvin Cobb	0	1	0

* NOTE: The two-point conversion was not instituted in the NFL until 1994.

** NOTE: It was not standard practice to separate the three types of defensive statistics — defense, special teams and miscellaneous — until 1988. Thus, the defensive statistics listed above include the combined totals of all three types. All defensive statistics above are press box statistics produced at the games.

1980 STATISTICS

RECORD: 6-10-0

HEAD COACH: FORREST GREGG

DATE	W-L	SCORE	OPPONENT	ATTENDANCE
9-7-80	L	12-17	TAMPA BAY	43,211
9-14-80	L	16-17	at Miami	38,322
9-21-80	W	30-28	PITTSBURGH	52,490
9-28-80	L	10-13	HOUSTON	50,413
10-5-80	L	9-14	at Green Bay	55,006
10-12-80	W	17-16	at Pittsburgh	53,668
10-19-80	W	14-0	MINNESOTA	44,487
10-26-80	L	3-23	at Houston	49,189
11-2-80	L	14-31	SAN DIEGO	46,406
11-9-80	L	17-28	at Oakland	44,132
11-16-80	L	0-14	BUFFALO	40,836
11-23-80	L	7-31	at Cleveland	79,253
11-30-80	W	20-6	at Kansas City	41,594
12-7-80	W	34-33	BALTIMORE	35,651
12-14-80	W	17-14 (OT)	at Chicago	48,808
12-21-80	L	24-27	CLEVELAND	50,058

TEAM STATISTICS	BENGALS	OPPONENTS
TOTAL FIRST DOWNS.....	283	286
Rushing.....	111	111
Passing.....	147	154
Penalty.....	25	21
3rd Down: Made-Att.....	—	—
3rd Down Pct.....	—	—
4th Down: Made-Att.....	—	—
4th Down Pct.....	—	—
POSSESSION AVG.....	30:57	29:03
TOTAL NET YARDS.....	4884	4804
Avg. Per Game.....	305.3	300.3
Total Plays.....	1060	995
Avg. Per Play.....	4.6	4.8
NET YARDS RUSHING.....	2069	1680
Avg. Per Game.....	129.3	105.0
Total Rushes.....	513	469
NET YARDS PASSING.....	2815	3124
Avg. Per Game.....	175.9	195.3
Sacked-Yards Lost.....	37-287	35-302
Gross Yards.....	3102	3426
Att.-Completions.....	510-281	491-284
Completion Pct.....	55.1	57.8
Had Intercepted.....	25	20
PUNTS-AVG.....	87-39.7	72-38.5
Net Punting Avg.....	31.3	33.3
PENALTIES-YARDS.....	118-949	106-809
FUMBLES-BALLS LOST.....	22-8	44-22
TOUCHDOWNS.....	28	38
Rushing.....	9	13
Passing.....	17	22
Returns.....	2	3

SCORE BY PERIODS	1	2	3	4	OT	PTS
BENGALS.....	80	65	30	66	3	244
OPPONENTS.....	17	109	85	101	0	312

SCORING	TD	TD-R	TD-P	TD-Rt	PAT	FG	S	PTS
Ian Sunter.....	0	0	0	0	15-15	0	48	0
Pete Johnson.....	7	6	1	0	—	—	0	42
Don Bass.....	6	0	6	0	—	—	0	36
Dan Ross.....	4	0	4	0	—	—	0	24
Jim Breech.....	0	0	0	0	11-12	4-7	0	23
Isaac Curtis.....	3	0	3	0	—	—	0	18
Charles Alexander.....	2	2	0	0	—	—	0	12
Ray Griffin.....	2	0	0	2	—	—	0	12
Pat McNally.....	2	0	2	0	—	—	0	12
Jack Thompson.....	1	1	0	0	—	—	0	6
Deacon Turner.....	1	0	1	0	—	—	0	6
Reggie Williams.....	0	0	0	0	—	—	1	2
Sandro Vitiello.....	0	0	0	0	1-1	0-2	0	1
(team).....	—	—	—	—	—	—	1	2
BENGALS.....	28	9	17	2	27-28	15-29	2	244
OPPONENTS.....	38	13	22	3	36-38	16-27	0	312

Two-point conversions: (NA*).

RUSHING	ATT	YDS	AVG	LG	TD
Pete Johnson.....	186	747	4.0	57t	6
Charles Alexander.....	169	702	4.2	37	2
Archie Griffin.....	85	260	3.1	14	0
Deacon Turner.....	30	130	4.3	24	0
Ken Anderson.....	16	122	7.6	20	0
Jack Thompson.....	18	84	4.7	15	1
Cleotha Montgomery.....	1	12	12.0	12	0
Mike Levenseller.....	1	6	6.0	6	0
Nathan Poole.....	5	6	1.2	7	0
M.L. Harris.....	1	0	0.0	0	0
Pat McNally.....	1	0	0.0	0	0
BENGALS.....	513	2069	4.0	57t	9
OPPONENTS.....	469	1680	3.6	55t	13

RECEIVING	REC	YDS	AVG	LG	TD
Dan Ross.....	56	724	12.9	37	4
Isaac Curtis.....	43	610	14.2	67t	3
Charles Alexander.....	36	192	5.3	23	0
Don Bass.....	32	409	12.8	55t	6
Archie Griffin.....	28	196	7.0	19	0
Pete Johnson.....	21	172	8.2	28t	1
Pat McNally.....	18	269	14.9	59t	2
Steve Kreider.....	17	272	16.0	30	0
Deacon Turner.....	12	73	6.1	15t	1
M.L. Harris.....	10	137	13.7	26	0
Jim Corbett.....	3	28	9.3	12	0
Mike Levenseller.....	2	30	15.0	22	0
Nathan Poole.....	2	-4	-2.0	3	0
Anthony Munoz.....	1	-6	-6.0	-6	0
BENGALS.....	281	3102	11.0	67t	17
OPPONENTS.....	284	3426	12.1	68t	22

INTERCEPTIONS	NO	YDS	AVG	LG	TD
Louis Breeden.....	7	91	13.0	29	0
Glenn Cameron.....	3	43	14.3	27	0
Ken Riley.....	3	9	3.0	9	0
Ray Griffin.....	2	80	40.0	52t	2
Reggie Williams.....	2	8	4.0	8	0
Dick Jauron.....	1	11	11.0	11	0
Bryan Hicks.....	1	8	8.0	8	0
Greg Bright.....	1	5	5.0	5	0
BENGALS.....	20	255	12.8	52t	2
OPPONENTS.....	25	351	14.0	47	0

PUNTING	NO	YDS	AVG	NET	TB	IN-20	LG	BLK.
Pat McNally.....	83	3390	40.8	31.5	12	21	61	2
Jim Breech.....	2	67	33.5	22.5	1	1	37	0
BENGALS.....	87	3457	39.7	31.3	13	22	61	2
OPPONENTS.....	72	2773	38.5	33.3	6	16	57	0

PUNT RETURNS	NO	FC	YDS	AVG	LG	TD
Cleotha Montgomery.....	31	7	223	7.2	42	0
Jo-Jo Heath.....	6	1	29	4.8	11	0
Greg Bright.....	1	0	0	0.0	0	0
Reggie Williams.....	1	0	0	0.0	0	0
BENGALS.....	39	8	252	6.5	42	0
OPPONENTS.....	46	—	478	10.4	—	0

KICKOFF RETURNS	NO	YDS	AVG	LG	TD
Cleotha Montgomery.....	44	843	19.2	40	0
Deacon Turner.....	9	173	19.2	31	0
Bryan Hicks.....	5	87	17.4	21	0
Jo-Jo Heath.....	3	51	17.0	21	0
Steve Kreider.....	1	19	19.0	19	0
Jim Browner.....	2	10	5.0	10	0
Nathan Poole.....	1	8	8.0	8	0
Ron Simpkins.....	3	8	2.7	8	0
BENGALS.....	68	1199	17.6	40	0
OPPONENTS.....	57	1180	20.7	—	1

FIELD GOALS	1-19	20-29	30-39	40-49	50+
Ian Sunter.....	0-0	7-7	3-7	1-5	0-1
Jim Breech.....	0-0	2-2	1-2	1-3	0-0
Sandro Vitiello.....	0-0	0-0	0-2	0-0	0-0
BENGALS.....	0-0	9-9	4-11	2-8	0-1

Ian Sunter: (35G), (48N, 46N), (32N, 21G, 42G, 27G), (26G), (20G, 31G, 34G), (24G, 52N, 38N), (33N), (23G, 43N), (35N), (29G, 43N), (—), (—), (—), (—), (—), (—).

Sandro Vitiello: (—), (—), (—), (—), (—), (—), (—), (—), (—), (—), (—), (30B, 33N), (—), (—), (—), (—).

Jim Breech: (—), (—), (—), (—), (—), (—), (—), (—), (—), (—), (—), (—), (47N), (21G, 32G), (28G, 45N), (33N, 42G).

PASSING	ATT	CMP	YDS	CMP%	YDS/ATT	TD	TD%	INT	INT%	LG	SKD-YDS	RAT
Ken Anderson.....	275	166	1778	60.4	6.47	6	2.2	13	4.7	67t	24-174	66.9
Jack Thompson.....	234	115	1324	49.1	5.66	11	4.7	12	5.1	59t	13-113	60.9
Steve Kreider.....	1	0	0	0.0	0.00	0	0.0	0	0.0	—	0-0	39.6
BENGALS.....	510	281	3102	55.1	6.08	17	3.3	25	4.9	67t	37-287	64.0
OPPONENTS.....	491	284	3426	57.8	6.98	22	4.5	20	4.1	68t	35-302	77.3

USUAL STARTERS

OFFENSE	DEFENSE
WR Don Bass	LDE Eddie Edwards
LOT Anthony Munoz	NT Wilson Whitley
LG Glenn Bujnoch	RDE Ross Browner
C Blair Bush	LOLB Tom Dinkel,
RG Max Montoya	Bo Harris
ROT Mike Wilson	LILB Jim LeClair
TE Dan Ross	RILB Glenn Cameron
WR Isaac Curtis	ROLB Reggie Williams
QB Ken Anderson	LCB Ray Griffin
HB Charles Alexander,	RCB Ken Riley
Archie Griffin	SS Greg Bright
Pete Johnson,	FS Dick Jauron
Charles Alexander	

DEFENSE**	ST	AT	TT	SKS-YDS	INT-YDS	PD	FF	FR-YDS
Jim LeClair.....	74	24	98	0-0	0-0	7	0	1-0
Glenn Cameron.....	74	12	86	0-0	3-43	2	2	1-0
Reggie Williams.....	64	16	80	2-22	2-8	3	0	1-0
Tom Dinkel.....	49	14	63	1-11	0-0	2	0	3-0
Ray Griffin.....	50	8	58	0-0	2-80	8	1	2-14
Ross Browner.....	47	11	58	8-74	0-0	5	0	1-0
Bo Harris.....	44	11	55	2-11	0-0	3	2	2-15
Ken Riley.....	51	3	54	0-0	3-9	14	0	1-0
Bryan Hicks.....	46	6	52	1-10	1-8	4	1	1-0
Dick Jauron.....	40	9	49	0-0	1-11	3	1	1-0
Greg Bright.....	37	10	47	1-10	1-5	2	1	3-0
Eddie Edwards.....	42	1	43	12-105	0-0	1	0	1-0
Louis Breeden.....	38	0	38	0-0	7-91	12	0	0-0
Ron Simpkins.....	26	10	36	1-0	0-0	2	1	1-0
Wilson Whitley.....	25	7	32	2-16	0-0	0	0	0-0
Rick Razzano.....	11	4	15	0-0	0-0	0	0	1-0
Nathan Poole.....	10	1	11	0-0	0-0	0	1	1-0
Mike St. Clair.....	10	1	11	5-43	0-0	0	0	0-0
Gary Burley.....	9	0	9	0-0	0-0	1	0	0-0
Mike Levenseller.....	7	1	8	0-0	0-0	0	0	0-0
M.L. Harris.....	7	0	7	0-0	0-0	0	0	0-0
Mike White.....	6	1	7	0-0	0-0	0	0	0-0
Andrew Melontree.....	6	0	6	0-0	0-0	0	0	1-0
Blair Bush.....	4	1	5	0-0	0-0	0	0	0-0
Rod Horn.....	3	1	4	0-0	0-0	1	0	0-0
Jo-Jo Heath.....	3	0	3	0-0	0-0	1	0	0-0
Mike Wilson.....	3	0	3	0-0	0-0	0	0	0-0
Shafer Suggs.....	2	1	3	0-0	0-0	0	0	0-0
Jim Breech.....	2	0	2	0-0	0-0	0	0	0-0
Jim Browner.....	2	0	2	0-0	0-0	1	0	0-0
Bill Glass.....	2	0	2	0-0	0-0	0	0	0-0
Blake Moore.....	2	0	2	0-0	0-0	0	0	0-0
Anthony Munoz.....	2	0	2	0-0	0-0	0	0	0-0
Dan Ross.....	2	0	2	0-0	0-0	0	0	0-0
Charles Alexander.....	1	0	1	0-0	0-0	0	0	0-0
Glenn Bujnoch.....	1	0	1	0-0	0-0	0	0	0-0
Jim Corbett.....	1	0	1	0-0	0-0	0	0	0-0
Isaac Curtis.....	1	0	1	0-0	0-0	0	0	0-0
Archie Griffin.....	1	0	1	0-0	0-0	0	0	0-0
Dave Lapham.....	1	0	1	0-0	0-0	0	0	0-0
Cleotha Montgomery.....	1	0	1	0-0	0-0	0	0	0-0
Max Montoya.....	1	0	1	0-0	0-0	0	0	0-0
Jack Thompson.....	1	0	1	0-0	0-0	0	0	0-0

BLOCKED KICKS	BP	BFG	BXP
Bill Glass.....	0	1	0
Mike White.....	0	1	1

* NOTE: The two-point conversion was not instituted in the NFL until 1994.

** NOTE: It was not standard practice to separate the three types of defensive statistics — defense, special teams and miscellaneous — until 1988. Thus, the defensive statistics listed above include the combined totals of all three types. All defensive statistics above are press box statistics produced at the games.

1981 STATISTICS

RECORD: 12-4-0

HEAD COACH: FORREST GREGG

(BENGALS WON AFC CENTRAL DIVISION; SEE POSTSEASON PORTION OF TEAM HISTORY SECTION FOR POSTSEASON STATS)

DATE	W-L	SCORE	OPPONENT	ATTENDANCE
9-6-81	W	27-21	SEATTLE	41,177
9-13-81	W	31-30	at N.Y. Jets	49,454
9-20-81	L	17-20	CLEVELAND	52,170
9-27-81	W	27-24 (OT)	BUFFALO	46,418
10-4-81	L	10-17	at Houston	44,350
10-11-81	W	41-19	at Baltimore	33,060
10-18-81	W	34-7	PITTSBURGH	57,090
10-25-81	L	7-17	at New Orleans	46,336
11-1-81	W	34-21	HOUSTON	54,736
11-8-81	W	40-17	at San Diego	51,259
11-15-81	W	24-10	LOS ANGELES	56,836
11-22-81	W	38-21	DENVER	57,207
11-29-81	W	41-21	at Cleveland	75,186
12-6-81	L	3-21	SAN FRANCISCO	56,796
12-13-81	W	17-10	at Pittsburgh	50,623
12-20-81	W	30-28	at Atlanta	35,972

TEAM STATISTICS	BENGALS	OPPONENTS
TOTAL FIRST DOWNS.....	361	324
Rushing.....	124	126
Passing.....	210	167
Penalty.....	27	31
3rd Down: Made-Att.....	100-221	96-226
3rd Down Pct.....	45.2	42.5
4th Down: Made-Att.....	—	—
4th Down Pct.....	—	—
POSSESSION AVG.....	30:52	29:08
TOTAL NET YARDS.....	5968	5289
Avg. Per Game.....	373.0	330.6
Total Plays.....	1078	1055
Avg. Per Play.....	5.5	5.0
NET YARDS RUSHING.....	1973	1881
Avg. Per Game.....	123.3	117.6
Total Rushes.....	493	465
NET YARDS PASSING.....	3995	3408
Avg. Per Game.....	249.7	213.0
Sacked-Yards Lost.....	35-205	42-349
Gross Yards.....	4200	3757
Att.-Completions.....	550-332	548-316
Completion Pct.....	60.4	57.7
Had Intercepted.....	12	19
PUNTS-AVG.....	73-44.8	81-40.3
Net Punting Avg.....	36.1	34.1
PENALTIES-YARDS.....	109-896	104-787
FUMBLES-BALLS LOST.....	25-12	32-18
TOUCHDOWNS.....	51	38
Rushing.....	19	12
Passing.....	30	24
Returns.....	2	2

SCORE BY PERIODS	1	2	3	4	OT	PTS
BENGALS.....	74	150	58	136	3	421
OPPONENTS.....	38	111	17	138	0	304

SCORING	TD	TD-R	TD-P	TD-Rt	PAT	FG	S	PTS
Jim Breech.....	0	0	0	0	49-51	22-32	0	115
Pete Johnson.....	16	12	4	0	—	—	0	96
Cris Collinsworth.....	8	0	8	0	—	—	0	48
Steve Kreider.....	5	0	5	0	—	—	0	30
Dan Ross.....	5	0	5	0	—	—	0	30
Archie Griffin.....	4	3	1	0	—	—	0	24
Charles Alexander.....	3	2	1	0	—	—	0	18
Isaac Curtis.....	2	0	2	0	—	—	0	12
M.L. Harris.....	2	0	2	0	—	—	0	12
David Verser.....	2	0	2	0	—	—	0	12
Ken Anderson.....	1	1	0	0	—	—	0	6
Louis Breeden.....	1	0	0	1	—	—	0	6
Jim Hargrove.....	1	1	0	0	—	—	0	6
Mike St. Clair.....	1	0	0	1	—	—	0	6
BENGALS.....	51	19	30	2	49-51	22-32	0	421
OPPONENTS.....	38	12	24	2	38-38	12-21	1	304

Two-point conversions: (NA)*.

PASSING	ATT	CMP	YDS	CMP%	YDS/ATT	TD	TD%	INT	INT%	LG	SKD-YDS	RAT
Ken Anderson.....	479	300	3754	62.6	7.84	29	6.1	10	2.1	74t	25-140	98.4
Jack Thompson.....	49	21	267	42.9	5.45	1	2.0	2	4.1	21	7-61	50.3
Turk Schonert.....	19	10	166	52.6	8.74	0	0.0	0	0.0	36	3-4	82.3
Steve Kreider.....	3	1	13	33.3	4.33	0	0.0	0	0.0	13	0-0	47.9
BENGALS.....	550	332	4200	60.4	7.64	30	5.5	12	2.2	74t	35-205	93.3
OPPONENTS.....	548	316	3757	57.7	6.86	24	4.4	19	3.5	65t	42-349	78.9

RUSHING	ATT	YDS	AVG	LG	TD
Pete Johnson.....	274	1077	3.9	39t	12
Ken Anderson.....	46	320	7.0	25	1
Charles Alexander.....	98	292	3.0	16	2
Archie Griffin.....	47	163	3.5	23	3
Jim Hargrove.....	16	66	4.1	27	1
Turk Schonert.....	7	41	5.9	19	1
Steve Kreider.....	1	21	21.0	21	0
David Verser.....	2	11	5.5	9	0
Don Bass.....	1	9	9.0	9	0
Pat McNally.....	1	-27	-27.0	-27	0
BENGALS.....	493	1973	4.0	39t	19
OPPONENTS.....	465	1881	4.0	43	12

RECEIVING	REC	YDS	AVG	LG	TD
Dan Ross.....	71	910	12.8	37	5
Cris Collinsworth.....	67	1009	15.1	74t	8
Pete Johnson.....	46	320	7.0	33	4
Isaac Curtis.....	37	609	16.5	68	2
Steve Kreider.....	37	520	14.1	46	5
Charles Alexander.....	28	262	9.4	65t	1
Archie Griffin.....	20	160	8.0	17	1
M.L. Harris.....	13	181	13.9	42	2
David Verser.....	6	161	26.8	73t	2
Pat McNally.....	6	68	11.3	20	0
Jim Hargrove.....	1	0	0.0	0	0
BENGALS.....	332	4200	12.7	74t	30
OPPONENTS.....	316	3757	11.9	65t	24

INTERCEPTIONS	NO	YDS	AVG	LG	TD
Ken Riley.....	5	6	1.2	6	0
Louis Breeden.....	4	145	36.3	102t	1
Reggie Williams.....	4	33	8.3	14	0
Bo Harris.....	2	92	46.0	49	0
Mike Fuller.....	1	31	31.0	31	0
Rick Razzano.....	1	11	11.0	11	0
Glenn Cameron.....	1	0	0.0	0	0
Jim LeClair.....	1	0	0.0	0	0
BENGALS.....	19	318	16.7	102t	1
OPPONENTS.....	12	143	11.9	38	1

PUNTING	NO	YDS	AVG	NET	TB	IN-20	LG	BLK.
Pat McNally.....	72	3272	45.4	36.1	11	17	62	1
BENGALS.....	73	3272	44.8	36.1	11	17	62	1
OPPONENTS.....	81	3266	40.3	34.1	15	20	66	0

PUNT RETURNS	NO	FC	YDS	AVG	LG	TD
Mike Fuller.....	23	13	177	7.7	34	0
John Simmons.....	5	6	24	4.8	11	0
Bryan Hicks.....	1	0	4	4.0	4	0
BENGALS.....	29	19	205	7.1	34	0
OPPONENTS.....	42	—	416	9.9	—	0

KICKOFF RETURNS	NO	YDS	AVG	LG	TD
David Verser.....	29	691	23.8	78	0
Clarence Chapman.....	8	171	21.4	29	0
Archie Griffin.....	6	119	19.8	28	0
Mike Fuller.....	1	34	34.0	34	0
Ray Griffin.....	2	31	15.5	17	0
John Simmons.....	1	10	10.0	10	0
Tom Dinkel.....	1	0	0.0	0	0
Bobby Kemp.....	1	0	0.0	0	0
Rick Razzano.....	0f	0	—	—	0
BENGALS.....	49	1056	21.6	78	0
OPPONENTS.....	80	1612	20.2	96t	1

FIELD GOALS	1-19	20-29	30-39	40-49	50+
Jim Breech.....	0-0	9-11	7-9	5-11	1-1
BENGALS.....	0-0	9-11	7-9	5-11	1-1

Jim Breech: (25G, 40G, 43N), (25N, 44G), (42B, 29N, 21G), (23G, 28G), (45G, 36N, 48N), (38G, 24G), (27G, 23G), (—), (30G, 51G), (43G, 33G), (37G), (38G, 46N, 48N), (—), (30G), (38G, 41N), (39N, 29G, 20G, 45G).

USUAL STARTERS

OFFENSE	DEFENSE
WR Cris Collinsworth	LDE Eddie Edwards
LOT Anthony Munoz	NT Wilson Whitley
LG Dave Lapham	RDE Ross Browner
C Blair Bush	LOLB Bo Harris
RG Max Montoya	LILB Jim LeClair
ROT Mike Wilson	RILB Glenn Cameron
TE Dan Ross	ROLB Reggie Williams
WR Isaac Curtis	LCB Louis Breeden
QB Ken Anderson	RCB Ken Riley
HB Charles Alexander	SS Bobby Kemp
FB Pete Johnson	FS Bryan Hicks

DEFENSE**	ST	AT	TT	SKS-YDS	INT-YDS	PD	FF	FR-YDS
Jim LeClair.....	81	31	112	1-10	1-0	7	0	1-0
Reggie Williams.....	83	23	106	11-90	4-33	3	3	3-0
Glenn Cameron.....	76	20	96	0-0	1-0	7	3	0-0
Bo Harris.....	69	20	89	2-11	2-92	5	0	2-3
Louis Breeden.....	67	13	80	0-0	4-145	12	1	1-10
Bryan Hicks.....	53	22	75	0-0	0-0	8	1	2-3
Bobby Kemp.....	53	17	70	1-6	0-0	8	2	0-0
Ross Browner.....	47	11	58	9-80	0-0	2	2	1-0
Eddie Edwards.....	36	11	47	10-89	0-0	0	2	1-0
Ken Riley.....	38	5	43	0-0	5-6	14	1	1-0
Rick Razzano.....	31	10	41	0-0	1-11	0	2	0-0
Wilson Whitley.....	23	8	31	2-12	0-0	0	0	0-0
Tom Dinkel.....	24	4	28	0-0	0-0	0	0	0-0
John Simmons.....	20	3	23	0-0	0-0	2	0	0-0
Rod Horn.....	18	5	23	0-0	0-0	0	0	1-0
Mike St. Clair.....	17	4	21	3-24	0-0	2	0	1-12
Guy Frazier.....	14	7	21	0-0	0-0	2	0	0-0
Ray Griffin.....	13	6	19	0-0	0-0	4	1	1-0
Mike Fuller.....	13	5	18	0-0	1-31	2	0	1-0
Gary Burley.....	11	3	14	2-26	0-0	0	0	0-0
Jeff Schuh.....	11	3	14	0-0	0-0	0	0	1-0
Oliver Davis.....	9	1	10	0-0	0-0	0	0	0-0
Blair Bush.....	7	2	9	0-0	0-0	0	0	0-0
Clarence Chapman.....	7	2	9	0-0	0-0	1	0	0-0
Steve Kreider.....	6	1	7	0-0	0-0	0	0	0-0
David Verser.....	6	1	7	0-0	0-0	0	0	0-0
Jim Hargrove.....	5	1	6	0-0	0-0	0	0	0-0
M.L. Harris.....	5	1	6	0-0	0-0	0	0	0-0
Greg Bright.....	3	1	4	0-0	0-0	0	0	0-0
Charles Alexander.....	2	0	2	0-0	0-0	0	0	0-0
Ken Anderson.....	2	0	2	0-0	0-0	0	0	0-0
Jim Breech.....	2	0	2	0-0	0-0	0	0	0-0
Dave Lapham.....	2	0	2	0-0	0-0	0	0	0-0
Anthony Munoz.....	2	0	2	0-0	0-0	0	0	0-0
Pat McNally.....	1	0	1	0-0	0-0	0	0	0-0
Dan Ross.....	1	0	1	0-0	0-0	0	0	0-0
Mike Wilson.....	1	0	1	0-0	0-0	0	0	0-0
Don Bass.....	0	0	0	0-0	0-0	0	0	1-0
(team).....	—	—	—	1-1	—	—	—	—

BLOCKED KICKS	BP	BFG	BXP
(none).....	0	0	0

* NOTE: The two-point conversion was not instituted in the NFL until 1994.

** NOTE: It was not standard practice to separate the three types of defensive statistics — defense, special teams and miscellaneous — until 1988. Thus, the defensive statistics listed above include the combined totals of all three types. All defensive statistics above are press box statistics produced at the games.

1982 STATISTICS

RECORD: 7-2-0

HEAD COACH: FORREST GREGG

(BENGALS WERE SUPER BOWL TOURNAMENT QUALIFIER;
SEE POSTSEASON PORTION OF TEAM HISTORY
SECTION FOR POSTSEASON STATS)

DATE	W-L	SCORE	OPPONENT	ATTENDANCE
9-12-82	W	27-6	HOUSTON	52,268
9-19-82	L	20-26 (OT)	at Pittsburgh	53,973
— PLAYERS' STRIKE BEGINS, SEPT. 20 —				
9-27-82	—	—	at Cleveland	CANCELED
10-3-82	—	—	MIAMI	CANCELED
10-10-82	—	—	at New England	CANCELED
10-17-82	—	—	at N.Y. Giants	CANCELED
10-24-82	—	—	DALLAS	CANCELED
10-31-82	—	—	PITTSBURGH	CANCELED
11-7-82	—	—	WASHINGTON	CANCELED
11-14-82	—	—	at Houston	RESCHEDULED
— PLAYERS' STRIKE ENDS AT 57 DAYS, NOV. 17 —				
11-21-82	W	18-14	at Philadelphia	65,172
11-28-82	W	31-17	L.A. RAIDERS	53,330
12-5-82	W	20-17	at Baltimore	23,598
12-12-82	W	23-10	CLEVELAND	54,305
12-20-82	L	34-50	at San Diego	51,296
12-26-82	W	24-10	SEATTLE	55,330
1-2-83	W	35-27	at Houston	26,522

TEAM STATISTICS	BENGALS	OPPONENTS
TOTAL FIRST DOWNS	207	170
Rushing	63	61
Passing	123	102
Penalty	21	7
3rd Down: Made-Att.	66-122	35-104
3rd Down Pct.	54.1	33.7
4th Down: Made-Att.	2-3	9-13
4th Down Pct.	66.7	69.2
POSSESSION AVG.	33:26	26:34
TOTAL NET YARDS	3288	2893
Avg. Per Game	365.3	321.4
Total Plays	606	551
Avg. Per Play	5.4	5.3
NET YARDS RUSHING	949	850
Avg. Per Game	105.4	94.4
Total Rushes	223	223
NET YARDS PASSING	2339	2043
Avg. Per Game	259.9	227.0
Sacked-Yards Lost	27-162	22-207
Gross Yards	2501	2250
Att.-Completions	310-219	306-187
Completion Pct.	70.6	61.1
Had Intercepted	9	14
PUNTS-AVG.	31-38.7	37-40.1
Net Punting Avg.	34.0	34.3
PENALTY-YARDS	56-475	64-551
FUMBLES-BALLS LOST	12-7	19-6
TOUCHDOWNS	27	21
Rushing	13	8
Passing	12	12
Returns	2	1

SCORE BY PERIODS	1	2	3	4	OT	PTS
BENGALS	48	76	62	46	0	232
OPPONENTS	24	42	51	54	6	177

SCORING	TD	TD-R	TD-P	TD-Rt	PAT	FG	S	PTS
Jim Breech	0	0	0	0	25-26	14-18	0	67
Pete Johnson	7	7	0	0	—	—	0	42
Ken Anderson	4	4	0	0	—	—	0	24
M.L. Harris	3	0	3	0	—	—	0	18
Dan Ross	3	0	3	0	—	—	0	18
Charles Alexander	2	1	1	0	—	—	0	12
Steve Kreider	1	0	1	0	^1	—	0	7
Cris Collinsworth	1	0	1	0	—	—	0	6
Isaac Curtis	1	0	1	0	—	—	0	6
Archie Griffin	1	1	0	0	—	—	0	6
Bo Harris	1	0	0	1	—	—	0	6
Rodney Holman	1	0	1	0	—	—	0	6
Ken Riley	1	0	0	1	—	—	0	6
David Verser	1	0	1	0	—	—	0	6
Reggie Williams	0	0	0	0	—	—	1	2
BENGALS	27	13	12	2	26-27	14-18	1	232
OPPONENTS	21	8	12	1	19-21	10-12	1	177

*PAT scored on a run.

Two-point conversions: (NA*).

PASSING	ATT	CMP	YDS	CMP%	YDS/ATT	TD	TD%	INT	INT%	LG	SKD-YDS	RAT
Ken Anderson	309	218	2495	70.6	8.07	12	3.9	9	2.9	56t	26-154	95.3
Turk Schonert	1	1	6	100.0	6.00	0	0.0	0	0.0	6	1-8	91.7
BENGALS	310	219	2501	70.6	8.07	12	3.9	9	2.9	56t	27-162	95.4
OPPONENTS	306	187	2250	61.1	7.35	12	3.9	14	4.6	66t	22-207	77.7

RUSHING	ATT	YDS	AVG	LG	TD
Pete Johnson	156	622	4.0	21	7
Charles Alexander	64	207	3.2	18	1
Ken Anderson	25	85	3.4	12t	4
Archie Griffin	12	39	3.3	10t	1
Isaac Curtis	3	15	5.0	8	0
Rodney Tate	2	2	1.0	2	0
David Verser	1	1	1.0	1	0
M.L. Harris	2	-3	-1.5	5	0
Turk Schonert	3	-8	-2.7	-3	0
Cris Collinsworth	1	-11	-11.0	-11	0
BENGALS	269	949	3.5	21	13
OPPONENTS	223	850	3.8	48t	8

RECEIVING	REC	YDS	AVG	LG	TD
Cris Collinsworth	49	700	14.3	50	1
Dan Ross	47	508	10.8	28	3
Pete Johnson	31	267	8.6	25	0
Isaac Curtis	23	320	13.9	45	1
Archie Griffin	22	172	7.8	22	0
Steve Kreider	16	230	14.4	28	1
Charles Alexander	14	85	6.1	14	1
M.L. Harris	10	103	10.3	17t	3
David Verser	4	98	24.5	56t	1
Rodney Holman	3	18	6.0	10	1
BENGALS	219	2501	11.4	56t	12
OPPONENTS	187	2250	12.0	66t	12

INTERCEPTIONS	NO	YDS	AVG	LG	TD
Ken Riley	5	88	17.6	56t	1
Bo Harris	2	9	4.5	9	0
Bo Harris	1	62	62.0	62t	1
Ross Browner	1	29	29.0	29	0
Ray Griffin	1	21	21.0	21	0
Reggie Williams	1	20	20.0	20	0
Jim LeClair	1	11	11.0	11	0
Mike Fuller	1	0	0.0	0	0
Bobby Kemp	1	0	0.0	0	0
BENGALS	14	240	17.1	62t	2
OPPONENTS	9	93	10.3	35	1

PUNTING	NO	YDS	AVG	NET	TB	IN-20	LG	BLK.
Pat McNally	31	1201	38.7	34.0	4	7	53	0
BENGALS	31	1201	38.7	34.0	4	7	53	0
OPPONENTS	37	1484	40.1	34.3	6	8	52	0

PUNT RETURNS	NO	FC	YDS	AVG	LG	TD
Mike Fuller	17	8	95	5.6	13	0
BENGALS	17	8	95	5.6	13	0
OPPONENTS	17	—	68	4.0	—	0

KICKOFF RETURNS	NO	YDS	AVG	LG	TD
David Verser	16	320	20.0	33	0
Rodney Tate	14	314	22.4	55	0
Mike Fuller	1	9	9.0	9	0
BENGALS	31	643	20.7	55	0
OPPONENTS	45	851	18.9	—	0

FIELD GOALS	1-19	20-29	30-39	40-49	50+
Jim Breech	2-2	3-3	5-6	3-5	1-2
BENGALS	2-2	3-3	5-6	3-5	1-2

Jim Breech: (25G, 43G, 47N, 43N), (31G, 50G, 39B), (49G, 19G, 38G), (35G), (—), (36G, 21G, 44G), (27G, 19G), (34G), (51N).

USUAL STARTERS

OFFENSE		DEFENSE	
WR	Cris Collinsworth	LDE	Eddie Edwards
LOT	Anthony Munoz	NT	Wilson Whitley
LG	Dave Lapham	RDE	Ross Browner
C	Blair Bush	LILB	Bo Harris
RG	Max Montoya	LILB	Jim LeClair
ROT	Mike Wilson	RILB	Glenn Cameron
TE	Dan Ross	ROLB	Reggie Williams
WR	Isaac Curtis	LCB	Louis Breeden
QB	Ken Anderson	RCB	Ken Riley
HB	Charles Alexander	SS	Bobby Kemp
FB	Pete Johnson	FS	Bryan Hicks

DEFENSE**	ST	AT	TT	SKS-YDS	INT-YDS	PD	FF	FR-YDS
Bobby Kemp	41	11	52	1-2	1-0	6	1	0-0
Jim LeClair	33	17	50	2.5-20	1-11	1	0	0-0
Bryan Hicks	31	17	48	0-0	0-0	9	0	0-0
Reggie Williams	34	9	43	4.5-41	1-20	3	0	4-0
Glenn Cameron	29	14	43	0-0	0-0	1	1	0-0
Ross Browner	28	13	41	3-38	1-29	1	1	0-0
Bo Harris	31	9	40	2-22	1-62	2	1	0-0
Eddie Edwards	25	5	30	6-53	0-0	1	0	1-0
Ken Riley	26	3	29	0-0	5-88	9	0	0-0
Louis Breeden	25	4	29	1-13	2-9	5	0	0-0
Ray Griffin	18	5	23	0-0	1-21	4	0	0-0
Robert Jackson	17	3	20	0-0	0-0	0	1	0-0
Mike Fuller	16	3	19	0-0	1-0	0	0	1-0
Rick Razzano	12	4	16	0-0	0-0	0	1	0-0
Wilson Whitley	11	4	15	1-12	0-0	0	1	0-0
Guy Frazier	10	2	12	0-0	0-0	0	0	0-0
Tom Dinkel	7	2	9	0-0	0-0	0	0	0-0
Oliver Davis	6	3	9	0-0	0-0	2	0	0-0
Jeff Schuh	6	3	9	0-0	0-0	0	0	0-0
Rodney Holman	5	1	6	0-0	0-0	0	0	0-0
David Verser	3	2	5	0-0	0-0	0	0	0-0
Mike St. Clair	4	0	4	0-0	0-0	0	0	0-0
M.L. Harris	3	0	3	0-0	0-0	0	0	0-0
Glen Collins	2	1	3	1-6	0-0	0	0	0-0
Gary Burley	2	0	2	0-0	0-0	0	0	0-0
Blair Bush	2	0	2	0-0	0-0	0	0	0-0
Jerry Boyarsky	1	1	2	0-0	0-0	0	0	0-0
Ron Simpkins	1	1	2	0-0	0-0	0	1	0-0
Ken Anderson	1	0	1	0-0	0-0	0	0	0-0
Cris Collinsworth	1	0	1	0-0	0-0	0	0	0-0
Isaac Curtis	1	0	1	0-0	0-0	0	0	0-0
Pete Johnson	1	0	1	0-0	0-0	0	0	0-0
Steve Kreider	1	0	1	0-0	0-0	0	0	0-0
John Simmons	1	0	1	0-0	0-0	0	0	0-0
Emanuel Weaver	1	0	1	0-0	0-0	0	0	0-0
Mike Wilson	1	0	1	0-0	0-0	0	0	0-0

BLOCKED KICKS	BP	BFG	BXP
(team)	—	—	1

* NOTE: The two-point conversion was not instituted in the NFL until 1994.

** NOTE: It was not standard practice to separate the three types of defensive statistics — defense, special teams and miscellaneous — until 1988. Thus, the defensive statistics listed above include the combined totals of all three types. All defensive statistics above are press box statistics produced at the games.

1983 STATISTICS

RECORD: 7-9-0

HEAD COACH: FORREST GREGG

DATE	W-L	SCORE	OPPONENT	ATTENDANCE
9-4-83	L	10-20	L.A. RAIDERS	50,956
9-11-83	L	6-10	BUFFALO	46,839
9-15-83	L	7-17	at Cleveland	79,700
9-25-83	W	23-17	at Tampa Bay	56,023
10-2-83	L	31-34	BALTIMORE	48,104
10-10-83	L	14-24	PITTSBURGH	56,086
10-16-83	L	17-24	at Denver	74,305
10-23-83	W	28-21	CLEVELAND	50,047
10-30-83	W	34-14	GREEN BAY	53,349
11-6-83	W	55-14	at Houston	39,706
11-13-83	L	15-20	at Kansas City	44,711
11-20-83	W	38-10	HOUSTON	46,375
11-28-83	L	14-38	at Miami	74,506
12-4-83	W	23-10	at Pittsburgh	55,832
12-11-83	W	17-9	DETROIT	45,728
12-17-83	L	14-20	at Minnesota	51,565

TEAM STATISTICS	BENGALS	OPPONENTS
TOTAL FIRST DOWNS	327	276
Rushing	127	96
Passing	179	156
Penalty	21	24
3rd Down: Made-Att.	97-212	94-216
3rd Down Pct.	45.8	43.5
4th Down: Made-Att.	7-13	7-11
4th Down Pct.	53.8	63.6
POSSESSION AVG.	31:29	28:31
TOTAL NET YARDS	5287	4327
Avg. Per Game	330.4	270.4
Total Plays	1036	973
Avg. Per Play	5.1	4.4
NET YARDS RUSHING	2104	1499
Avg. Per Game	131.5	93.7
Total Rushes	542	430
NET YARDS PASSING	3183	2828
Avg. Per Game	198.9	176.8
Sacked-Yards Lost	40-309	41-335
Gross Yards	3492	3163
Att.-Completions	454-290	502-288
Completion Pct.	63.9	57.4
Had Intercepted	18	23
PUNTS-AVG.	69-42.3	76-42.3
Net Punting Avg.	33.5	35.8
PENALTIES-YARDS	99-837	100-871
FUMBLES-BALLS LOST	35-15	35-16
TOUCHDOWNS	43	36
Rushing	24	16
Passing	14	17
Returns	5	3

SCORE BY PERIODS	1	2	3	4	OT	PTS
BENGALS	102	140	54	50	0	346
OPPONENTS	55	86	65	96	0	302

SCORING	TD	TD-R	TD-P	TD-Rt	PAT	FG	S	PTS
Jim Breech	0	0	0	0	39-41	16-23	0	87
Pete Johnson	14	14	0	0	—	—	0	84
Cris Collinsworth	5	0	5	0	—	—	0	30
Charles Alexander	3	3	0	0	—	—	0	18
Larry Kinnebrew	3	3	0	0	—	—	0	18
Dan Ross	3	0	3	0	—	—	0	18
Isaac Curtis	2	0	2	0	—	—	0	12
M.L. Harris	2	0	2	0	—	—	0	12
Ken Riley	2	0	0	2	—	—	0	12
Turk Schonert	2	2	0	0	—	—	0	12
Stanley Wilson	2	1	1	0	—	—	0	12
Ken Anderson	1	1	0	0	—	—	0	6
James Griffin	1	0	0	1	—	—	0	6
Ray Horton	1	0	0	1	—	—	0	6
Steve Kreider	1	0	1	0	—	—	0	6
Reggie Williams	1	0	0	1	—	—	0	6
Ross Browner	0	0	0	0	^1	—	0	1
BENGALS	43	24	14	5	40-43	16-23	0	346
OPPONENTS	36	16	17	3	35-36	17-22	0	302

*PAT scored on a pass from Steve Kreider.

Two-point conversions: (NA*).

PASSING	ATT	CMP	YDS	CMP%	YDS/ATT	TD	TD%	INT	INT%	LG	SKD-YDS	RAT
Ken Anderson	297	198	2333	66.7	7.86	12	4.0	13	4.4	80t	25-187	85.6
Turk Schonert	156	92	1159	59.0	7.43	2	1.3	5	3.2	54	15-122	73.1
Steve Kreider	1	0	0	0.00	0.00	0	0.0	0	0.0	—	0-0	39.6
BENGALS	454	290	3492	63.9	7.69	14	3.1	18	4.0	80t	40-309	81.1
OPPONENTS	502	288	3163	57.4	6.30	17	3.4	23	4.6	53	41-335	68.3

RUSHING	ATT	YDS	AVG	LG	TD
Pete Johnson	210	763	3.6	16t	14
Charles Alexander	153	523	3.4	12	3
Stanley Wilson	56	267	4.8	18	1
Larry Kinnebrew	39	156	4.0	17	3
Ken Anderson	22	147	6.7	29	1
Turk Schonert	29	117	4.0	15	2
Rodney Tate	25	77	3.1	13	0
David Verser	2	31	15.5	29	0
Mike Martin	2	21	10.5	15	0
Cris Collinsworth	2	2	1.0	8	0
Steve Kreider	1	2	2.0	2	0
Jeff Christensen	1	-2	-2.0	-2	0
BENGALS	542	2104	3.9	29	24
OPPONENTS	430	1499	3.5	40	16

RECEIVING	REC	YDS	AVG	LG	TD
Cris Collinsworth	66	1130	17.1	63	5
Isaac Curtis	42	571	13.6	80t	2
Steve Kreider	42	554	13.2	54	1
Dan Ross	42	483	11.5	30	3
Charles Alexander	32	187	5.8	14	0
Rodney Tate	18	142	7.9	25	0
Pete Johnson	15	129	8.6	18	0
Stanley Wilson	12	107	8.9	19	1
M.L. Harris	8	66	8.3	14	2
David Verser	7	82	11.7	22	0
Mike Martin	2	22	11.0	12	0
Rodney Holman	2	15	7.5	10	0
Larry Kinnebrew	2	4	2.0	2	0
BENGALS	290	3492	12.0	80t	14
OPPONENTS	288	3163	11.0	53	17

INTERCEPTIONS	NO	YDS	AVG	LG	TD
Ken Riley	8	89	11.1	42t	2
Ray Horton	5	121	24.2	55t	1
Bobby Kemp	3	26	8.7	26	0
Louis Breen	2	47	23.5	39	0
Ray Griffin	2	24	12.0	24	0
Robert Jackson	2	21	10.5	15	0
James Griffin	1	41	41.0	41t	1
BENGALS	23	369	16.0	55t	4
OPPONENTS	18	298	16.6	70t	2

PUNTING	NO	YDS	AVG	NET	TB	IN-20	LG	BLK.
Pat McNally	67	2804	41.9	33.5	9	13	60	2
BENGALS	69	2804	40.6	33.5	9	13	60	2
OPPONENTS	76	3211	42.3	35.8	4	21	70	0

PUNT RETURNS	NO	FC	YDS	AVG	LG	TD
John Simmons	25	2	173	6.9	43	0
Mike Martin	23	3	227	9.9	19	0
Ray Horton	1	1	10	10.0	10	0
BENGALS	49	6	410	8.4	43	0
OPPONENTS	41	5	310	7.6	50	0

KICKOFF RETURNS	NO	YDS	AVG	LG	TD
John Simmons	14	317	22.6	36	0
David Verser	13	253	19.5	29	0
Rodney Tate	13	218	16.8	23	0
Stanley Wilson	7	161	23.0	32	0
Ray Horton	5	128	25.6	49	0
Mike Martin	1	19	19.0	19	0
Tom Dinkel	1	1	1.0	1	0
BENGALS	54	1097	20.3	49	0
OPPONENTS	68	1298	19.1	90	0

FIELD GOALS	1-19	20-29	30-39	40-49	50+
Jim Breech	2-2	7-7	5-7	2-5	0-2
BENGALS	2-2	7-7	5-7	2-5	0-2

Jim Breech: (36G), (40N, 47G, 30G), (—), (24G), (19G), (47N), (51N, 35G), (—), (—), (29G, 44G), (31G, 23G, 23G), (26G), (—), (32G, 19G, 27G), (32N, 28G), (44N, 35N, 52N).

USUAL STARTERS

OFFENSE	DEFENSE
WR Cris Collinsworth	LDE Eddie Edwards
LOT Anthony Munoz	NT Jerry Boyarsky
LG Dave Lapham	RDE Ross Browner,
C Dave Rimington	Glen Collins
RG Max Montoya	LOLB Tom Dinkel
ROT Mike Wilson	LILB Jim LeClair
TE Dan Ross	RLB Glenn Cameron
WR Isaac Curtis	ROLB Reggie Williams
QB Ken Anderson	LCB Louis Breen
HB Rodney Tate,	RCB Ken Riley
Charles Alexander,	SS Bobby Kemp
Pete Johnson	FS Robert Jackson

DEFENSE**	ST	AT	TT	SKS-YDS	INT-YDS	PD	FF	FR-YDS
Glenn Cameron	63	40	103	2-18	0-0	1	0	1-1
Reggie Williams	57	33	90	7.5-64.5	0-0	5	3	4-59
Robert Jackson	51	37	88	0-0	2-21	7	0	0-0
Jim LeClair	38	40	78	1-11	0-0	2	0	0-0
Louis Breen	44	15	59	1-9	2-47	10	1	1-0
Bobby Kemp	38	21	59	1-10	3-26	7	1	1-0
Tim Krumrie	32	21	53	1.5-2.5	0-0	0	0	1-0
Ken Riley	39	5	44	0-0	8-89	12	0	1-0
Ray Horton	28	16	44	0-0	5-121	6	0	0-0
Guy Frazier	28	14	42	1-8	0-0	0	0	0-0
Ross Browner	25	15	40	3-26	0-0	1	2	0-0
Eddie Edwards	23	15	38	13-94.5	0-0	0	0	1-0
Rick Razzano	20	16	36	0-0	0-0	0	0	1-0
Tom Dinkel	22	12	34	0.5-4	0-0	3	0	2-4
Jerry Boyarsky	18	14	32	1.5-13.5	0-0	0	0	0-0
Ray Griffin	20	4	24	1-10	2-24	0	1	1-13
Glen Collins	13	8	21	5-53	0-0	2	1	1-0
John Simmons	10	7	17	0-0	0-0	1	0	0-0
Jeff Schuh	8	5	13	0-0	0-0	0	0	0-0
Larry Kinnebrew	10	2	12	0-0	0-0	0	0	0-0
Steve Maidlow	10	1	11	0-0	0-0	0	0	0-0
Ron Simpkins	5	6	11	0-0	0-0	0	0	1-0
James Griffin	8	2	10	0-0	1-41	1	0	0-0
Jimmy Turner	6	2	8	0-0	0-0	0	1	0-0
Stanley Wilson	4	3	7	0-0	0-0	0	0	0-0
Gary Burley	5	0	5	2-11	0-0	2	0	0-0
Rodney Holman	4	1	5	0-0	0-0	0	0	0-0
M.L. Harris	3	1	4	0-0	0-0	0	0	0-0
Charles Alexander	3	0	3	0-0	0-0	0	0	0-0
Mike Martin	3	0	3	0-0	0-0	0	0	0-0
Isaac Curtis	2	0	2	0-0	0-0	0	0	0-0
Jim Hannula	0	2	2	0-0	0-0	0	0	0-0
Jim Breech	1	0	1	0-0	0-0	0	0	0-0
Cris Collinsworth	1	0	1	0-0	0-0	0	0	0-0
Pete Johnson	1	0	1	0-0	0-0	0	0	0-0
Steve Kreider	1	0	1	0-0	0-0	0	0	0-0
Dave Lapham	1	0	1	0-0	0-0	0	0	0-0
Anthony Munoz	1	0	1	0-0	0-0	0	0	0-0
Dave Rimington	1	0	1	0-0	0-0	0	0	0-0
Dan Ross	1	0	1	0-0	0-0	0	0	0-0
Bryan Hicks	0	1	1	0-0	0-0	1	0	0-0

BLOCKED KICKS	BP	BFG	BXP
Tim Krumrie	0	0	1

* NOTE: The two-point conversion was not instituted in the NFL until 1994.

** NOTE: It was not standard practice to separate the three types of defensive statistics — defense, special teams and miscellaneous — until 1988. Thus, the defensive statistics listed above include the combined totals of all three types. All defensive statistics above are press box statistics produced at the games.

1984 STATISTICS

RECORD: 8-8-0

HEAD COACH: SAM WYCHE

DATE	W-L	SCORE	OPPONENT	ATTENDANCE
9-2-84	L	17-20	at Denver	74,178
9-9-84	L	22-27	KANSAS CITY	47,111
9-16-84	L	23-43	at N.Y. Jets	64,193
9-23-84	L	14-24	L.A. RAMS	45,406
10-1-84	L	17-38	at Pittsburgh	57,098
10-7-84	W	13-3	HOUSTON	43,637
10-14-84	L	14-20	at New England	48,154
10-21-84	W	12-9	CLEVELAND	50,667
10-28-84	W	31-13	at Houston	34,010
11-4-84	L	17-23	at San Francisco	58,324
11-11-84	W	22-20	PITTSBURGH	52,497
11-18-84	L	6-26	SEATTLE	50,280
11-25-84	W	35-14	ATLANTA	44,678
12-2-84	W	20-17 (OT)	at Cleveland	51,774
12-9-84	W	24-21	at New Orleans	40,855
12-16-84	W	52-21	BUFFALO	55,771

TEAM STATISTICS	BENGALS	OPPONENTS
TOTAL FIRST DOWNS	339	322
Rushing	135	115
Passing	179	191
Penalty	25	16
3rd Down: Made-Att.	93-211	82-202
3rd Down Pct.	44.1	40.6
4th Down: Made-Att.	10-14	5-11
4th Down Pct.	71.4	45.5
POSSESSION AVG.	30:50	29:10
TOTAL NET YARDS	5480	5259
Avg. Per Game	342.5	328.7
Total Plays	1081	1034
Avg. Per Play	5.1	5.1
NET YARDS RUSHING	2179	1868
Avg. Per Game	136.2	116.8
Total Rushes	540	477
NET YARDS PASSING	3301	3391
Avg. Per Game	206.3	211.9
Sacked-Yards Lost	45-358	40-298
Gross Yards	3659	3689
Att.-Completions	496-306	517-302
Completion Pct.	61.7	58.4
Had Intercepted	22	25
PUNTS-AVG.	67-42.3	67-41.4
Net Punting Avg.	35.3	31.6
PENALTIES-YARDS	85-693	90-743
FUMBLES-BALLS LOST	32-17	27-15
TOUCHDOWNS	39	39
Rushing	18	21
Passing	17	15
Returns	4	3

SCORE BY PERIODS	1	2	3	4	OT	PTS
BENGALS	53	105	77	101	3	339
OPPONENTS	40	98	78	123	0	339

SCORING	TD	TD-R	TD-P	TD-RT	PAT	FG	S	PTS
Jim Breech	0	0	0	0	37-37	22-31	0	103
Larry Kinnebrew	10	9	1	0	—	—	0	60
Cris Collinsworth	6	0	6	0	—	—	0	36
Stanford Jennings	5	2	3	0	—	—	0	30
James Brooks	4	2	2	0	—	—	0	24
Charles Alexander	2	2	0	0	—	—	0	12
Boomer Esiason	2	2	0	0	—	—	0	12
M.L. Harris	2	0	2	0	—	—	0	12
James Griffin	1	0	0	1	—	—	0	6
Rodney Holman	1	0	1	0	—	—	0	6
Ray Horton	1	0	0	1	—	—	0	6
Robert Jackson	1	0	0	1	—	—	0	6
Steve Kreider	1	0	1	0	—	—	0	6
Anthony Munoz	1	0	1	0	—	—	0	6
Turk Schonert	1	1	0	0	—	—	0	6
John Simmons	1	0	0	1	—	—	0	6
(team)	—	—	—	—	—	—	1	2
BENGALS	39	18	17	4	37-39	22-31	1	339
OPPONENTS	39	21	15	3	37-39	22-27	1	339

Two-point conversions: (NA)*.

RUSHING	ATT	YDS	AVG	LG	TD
Larry Kinnebrew	154	623	4.0	23	9
Charles Alexander	132	479	3.6	22	2
James Brooks	103	396	3.8	33	2
Stanford Jennings	79	379	4.8	20	1
Turk Schonert	13	77	5.9	17	1
Stanley Wilson	17	74	4.4	9	0
Ken Anderson	11	64	5.8	14	0
Boomer Esiason	19	63	3.3	9	2
John Farley	7	11	1.6	5	0
Cris Collinsworth	1	7	7.0	7	0
David Verser	2	5	2.5	3	0
Mike Martin	1	3	3.0	3	0
M.L. Harris	1	-2	-2.0	-2	0
BENGALS	540	2179	4.0	33	18
OPPONENTS	477	1868	3.9	36	21

RECEIVING	REC	YDS	AVG	LG	TD
Cris Collinsworth	64	989	15.5	57	6
M.L. Harris	48	759	15.8	80	2
Stanford Jennings	35	346	9.9	43	3
James Brooks	34	268	7.9	27	2
Charles Alexander	29	203	7.0	22	0
Rodney Holman	21	239	11.4	27	1
Steve Kreider	20	243	12.2	27	1
Larry Kinnebrew	19	159	8.4	22	1
Isaac Curtis	12	135	11.3	22	0
Mike Martin	11	164	14.9	42	0
David Verser	6	113	18.8	28	0
Stanley Wilson	2	15	7.5	11	0
Don Kern	2	14	7.0	9	0
John Farley	2	11	5.5	10	0
Anthony Munoz	1	1	1.0	11	1
BENGALS	306	3659	12.0	80	17
OPPONENTS	302	3689	12.2	76	15

INTERCEPTIONS	NO	YDS	AVG	LG	TD
Louis Breeden	4	96	24.0	70	0
Robert Jackson	4	32	8.0	28	1
Bobby Kemp	4	27	6.8	14	0
Ray Horton	3	48	16.0	48	1
John Simmons	2	43	21.5	43	1
Reggie Williams	2	33	16.5	33	0
Ray Griffin	2	13	6.5	13	0
James Griffin	1	57	57.0	57	1
Glenn Cameron	1	15	15.0	15	0
Jimmy Turner	1	4	4.0	4	0
Jeff Schuh	1	0	0.0	0	0
BENGALS	25	368	14.7	70	4
OPPONENTS	22	364	16.5	52	2

PUNTING	NO	YDS	AVG	NET	TB	IN-20	LG	BLK.
Pat McNally	67	2832	42.3	35.3	8	19	61	0
BENGALS	67	2832	42.3	35.3	8	19	61	0
OPPONENTS	67	2771	41.4	31.6	9	12	62	1

PUNT RETURNS	NO	FC	YDS	AVG	LG	TD
Mike Martin	24	5	376	15.7	55	0
John Simmons	12	6	98	8.2	30	0
Ray Horton	2	0	-1	-0.5	1	0
BENGALS	38	11	473	12.4	55	0
OPPONENTS	38	3	310	8.2	19	0

KICKOFF RETURNS	NO	YDS	AVG	LG	TD
Stanford Jennings	22	452	20.5	46	0
Mike Martin	19	386	20.3	44	0
James Brooks	7	144	20.6	37	0
John Farley	6	93	15.5	32	0
David Verser	3	46	15.3	23	0
John Simmons	1	15	15.0	15	0
M.L. Harris	1	12	12.0	12	0
Larry Kinnebrew	1	7	7.0	7	0
Gary Williams	1	0	0.0	0	0
BENGALS	61	1155	18.9	46	0
OPPONENTS	69	1446	21.0	73	1

FIELD GOALS	1-19	20-29	30-39	40-49	50+
Jim Breech	0-0	9-10	10-12	3-4	0-5
BENGALS	0-0	9-10	10-12	3-4	0-5

Jim Breech: (46G, 50N, 22N), (55N, 29G, 48G), (21G), (—), (32G), (22G, 33G, 51N), (37N, 35N), (24G, 23G, 33G, 25G), (33G), (39G), (42G, 21G, 28G), (30G, 33G), (51N), (22G, 43N, 35G), (50N, 35G), (36G).

PASSING	ATT	CMP	YDS	CMP%	YDS/ATT	TD	TD%	INT	INT%	LG	SKD-YDS	RAT
Ken Anderson	275	175	2107	63.6	7.66	10	3.6	12	4.4	80	24-191	81.0
Turk Schonert	117	78	945	66.7	8.08	4	3.4	7	6.0	57	16-115	77.8
Boomer Esiason	102	51	530	50.0	5.20	3	2.9	3	2.9	36	5-52	62.9
Pat McNally	2	2	77	100.0	38.50	0	0.0	0	0.0	43	0-0	118.8
BENGALS	496	306	3659	61.7	7.38	17	3.4	22	4.4	80	45-358	77.2
OPPONENTS	517	302	3689	58.4	7.14	15	2.9	25	4.8	76	40-298	70.0

USUAL STARTERS

OFFENSE		DEFENSE	
WR	Cris Collinsworth	LDE	Eddie Edwards
LOT	Anthony Munoz	NT	Tim Krumrie
LG	Brian Blados	RDE	Ross Browner
C	Dave Rimington	LOLB	Jeff Schuh
RG	Max Montoya	LILB	Ron Simpkins
ROT	Mike Wilson	RILB	Glenn Cameron
TE	M.L. Harris	ROLB	Reggie Williams
WR	Isaac Curtis	LCB	Louis Breeden
QB	Ken Anderson	RCB	Ray Horton
HB	James Brooks	SS	Jimmy Turner, Bobby Kemp
FB	Charles Alexander	FS	Robert Jackson

DEFENSE**	ST	AT	TT	SKS-YDS	INT-YDS	PD	FF	FR-YDS
Reggie Williams	65	27	92	9-55	2-33	6	0	0-0
Tim Krumrie	57	27	84	5-46	0-0	0	0	1-8
Ron Simpkins	52	28	80	0-0	0-0	2	0	1-0
Robert Jackson	54	22	76	0-0	4-32	10	1	2-0
Ross Browner	48	26	74	8-54	0-0	3	3	1-0
Ray Horton	49	17	66	1-8	3-48	16	1	1-0
Eddie Edwards	48	16	64	9-68	0	1	2	3-(-2)
Glenn Cameron	38	22	60	1-7	1-15	2	0	0-0
Louis Breeden	43	15	58	0-0	4-96	14	0	0-0
Jeff Schuh	36	16	52	2-17	1-0	1	0	0-0
Jimmy Turner	38	12	50	0-0	1-4	6	0	1-0
Bobby Kemp	35	10	45	0-0	4-27	6	0	1-0
Guy Frazier	26	16	42	2-21	0-0	2	2	0-0
John Simmons	24	8	32	0-0	2-43	5	1	0-0
Rick Razzano	12	15	27	0-0	0-0	1	0	1-0
Ray Griffin	20	5	25	0-0	2-13	5	0	1-0
Jerry Boyarsky	8	10	18	0-0	0-0	0	0	0-0
James Griffin	13	3	16	0-0	1-57	4	0	0-0
Don Kern	8	7	15	0-0	0-0	0	1	0-0
Steve Maidlow	10	3	13	0-0	0-0	0	0	0-0
Leo Barker	8	4	12	0-0	0-0	0	0	0-0
Glen Collins	7	5	12	3-22	0-0	1	1	1-0
Bruce Kozerski	7	1	8	0-0	0-0	0	0	0-0
Rodney Holman	5	1	6	0-0	0-0	0	0	1-0
Pete Koch	5	1	6	0-0	0-0	0	0	0-0
Larry Kinnebrew	3	2	5	0-0	0-0	0	0	0-0
Charles Alexander	3	0	3	0-0	0-0	0	0	0-0
Mike Martin	3	0	3	0-0	0-0	0	0	0-0
Ralph Battle	2	1	3	0-0	0-0	0	0	0-0
Brian Pillman	2	1	3	0-0	0-0	0	0	0-0
M.L. Harris	2	0	2	0-0	0-0	0	0	0-0
David Verser	2	0	2	0-0	0-0	0	0	0-0
Jim Breech	1	1	2	0-0	0-0	0	0	0-0
Ken Anderson	1	0	1	0-0	0-0	0	0	0-0
Brian Blados	1	0	1	0-0	0-0	0	0	0-0
Isaac Curtis	1	0	1	0-0	0-0	0	0	0-0
John Farley	1	0	1	0-0	0-0	0	0	0-0
Max Montoya	1	0	1	0-0	0-0	0	0	0-0
Anthony Munoz	1	0	1	0-0	0-0	0	0	0-0
Dave Rimington	1	0	1	0-0	0-0	0	1	0-0
Mike Wilson	1	0	1	0-0	0-0	0	0	0-0
Stanley Wilson	1	0	1	0-0	0-0	0	0	0-0

BLOCKED KICKS	BP	BFG	BXP
Rodney Holman	1	0	0

* NOTE: The two-point conversion was not instituted in the NFL until 1994.

** NOTE: It was not standard practice to separate the three types of defensive statistics — defense, special teams and miscellaneous — until 1988. Thus, the defensive statistics listed above include the combined totals of all three types. All defensive statistics above are press box statistics produced at the games.

1985 STATISTICS

RECORD: 7-9-0

HEAD COACH: SAM WYCHE

DATE	W-L	SCORE	OPPONENT	ATTENDANCE
9-8-85	L	24-28	SEATTLE	51,625
9-15-85	L	27-41	at St. Louis	46,321
9-22-85	L	41-44	SAN DIEGO	52,270
9-30-85	W	37-24	at Pittsburgh	59,541
10-6-85	L	20-29	N.Y. JETS	51,785
10-13-85	W	35-30	N.Y. GIANTS	53,112
10-20-85	L	27-44	at Houston	35,590
10-27-85	W	26-21	PITTSBURGH	55,421
11-3-85	W	23-17	at Buffalo	25,640
11-10-85	W	27-10	CLEVELAND	57,293
11-17-85	L	6-13	at L.A. Raiders	52,501
11-24-85	L	6-24	at Cleveland	74,439
12-1-85	W	45-27	HOUSTON	46,140
12-8-85	W	50-24	DALLAS	56,936
12-15-85	L	24-27	at Washington	50,544
12-22-85	L	23-34	at New England	57,953

TEAM STATISTICS	BENGALS	OPPONENTS
TOTAL FIRST DOWNS	344	337
Rushing	125	118
Passing	191	194
Penalty	28	25
3rd Down: Made-Att.	82-208	85-197
3rd Down Pct.	39.4	43.1
4th Down: Made-Att.	9-19	8-12
4th Down Pct.	47.4	66.7
POSSESSION AVG.	31:18	28:42
TOTAL NET YARDS	5900	5663
Avg. Per Game	368.8	353.9
Total Plays	1062	1019
Avg. Per Play	5.6	5.6
NET YARDS RUSHING	2183	1999
Avg. Per Game	136.4	124.9
Total Rushes	503	461
NET YARDS PASSING	3717	3664
Avg. Per Game	232.3	229.0
Sacked-Yards Lost	41-365	40-334
Gross Yards	4082	3998
Att.-Completions	518-302	518-297
Completion Pct.	58.3	57.3
Had Intercepted	13	19
PUNTS-AVG.	63-40.7	60-41.3
Net Punting Avg.	29.7	34.5
PENALTIES-YARDS	110-795	84-731
FUMBLES-BALLS LOST	35-16	34-19
TOUCHDOWNS	53	51
Rushing	20	23
Passing	31	26
Returns	2	2

SCORE BY PERIODS	1	2	3	4	OT	PTS
BENGALS	115	106	119	101	0	441
OPPONENTS	61	131	107	138	0	437

SCORING	TD	TD-R	TD-P	TD-R	PAT	FG	S	PTS
Jim Breech	0	0	0	0	48-50	24-33	0	120
James Brooks	12	7	5	0	—	—	0	72
Larry Kinnebrew	10	9	1	0	—	—	0	60
Eddie Brown	8	0	8	0	—	—	0	48
Rodney Holman	7	0	7	0	—	—	0	42
Cris Collinsworth	5	0	5	0	—	—	0	30
Stanford Jennings	4	1	3	0	—	—	0	24
Charles Alexander	2	2	0	0	—	—	0	12
Steve Kreider	1	0	1	0	^1	—	0	7
Boomer Esiason	1	1	0	0	—	—	0	6
James Griffin	1	0	0	1	—	—	0	6
M.L. Harris	1	0	1	0	—	—	0	6
Robert Jackson	1	0	0	1	—	—	0	6
Ross Browner	0	0	0	0	—	—	1	2
BENGALS	53	20	31	2	49-53	24-33	1	441
OPPONENTS	51	23	26	2	51-51	26-34	1	437

*PAT scored on a run.

Two-point conversions: (NA).

PASSING	ATT	CMP	YDS	CMP%	YDS/ATT	TD	TD%	INT	INT%	LG	SKD-YDS	RAT
Boomer Esiason	431	251	3443	58.2	7.99	27	6.3	12	2.8	68t	32-289	93.2
Turk Schonert	51	33	460	64.7	9.02	1	2.0	0	0.0	71	6-54	100.1
Ken Anderson	32	16	170	50.0	5.31	2	6.3	0	0.0	44t	2-16	86.7
James Brooks	1	1	8	100.0	8.00	1	100.0	0	0.0	8t	0-0	139.6
Steve Kreider	1	1	1	100.0	1.00	0	0.0	0	0.0	1	0-0	79.2
Cris Collinsworth	1	0	0	0.0	0.00	0	0.0	1	100.0	—	0-0	0.0
Pat McNally	1	0	0	0.0	0.00	0	0.0	0	0.0	—	0-0	39.6
Eddie Brown	0	0	0	—	—	0	—	0	—	—	1-6	—
BENGALS	518	302	4082	58.3	7.88	31	6.0	13	2.5	71	41-365	93.0
OPPONENTS	518	297	3998	57.3	7.72	26	5.0	19	3.7	72t	40-334	83.5

RUSHING	ATT	YDS	AVG	LG	TD
James Brooks	192	929	4.8	39	7
Larry Kinnebrew	170	714	4.2	29	9
Charles Alexander	44	156	3.5	18	2
Eddie Brown	14	129	9.2	35	0
Stanford Jennings	31	92	3.0	19	1
Boomer Esiason	33	79	2.4	20	1
Bill Johnson	8	44	5.5	15	0
Turk Schonert	8	39	4.9	17	0
Cris Collinsworth	1	3	3.0	3	0
Ken Anderson	1	0	0.0	0	0
Pat McNally	1	-2	-2.0	-2	0
BENGALS	503	2183	4.3	39	20
OPPONENTS	461	1999	4.3	56t	23

RECEIVING	REC	YDS	AVG	LG	TD
Cris Collinsworth	65	1125	17.3	71	5
James Brooks	55	576	10.5	57t	5
Eddie Brown	53	942	17.8	68t	8
Rodney Holman	38	479	12.6	64t	7
Larry Kinnebrew	22	187	8.5	29t	1
Charles Alexander	15	110	7.3	19	0
Mike Martin	14	187	13.4	28	0
Stanford Jennings	12	101	8.4	24	3
Steve Kreider	10	184	18.4	56	1
M.L. Harris	10	123	12.3	22t	1
Dan Ross	6	63	10.5	20	0
Brian Blados	1	4	4.0	4	0
Anthony Munoz	1	1	1.0	1	0
BENGALS	302	4082	13.5	71	31
OPPONENTS	297	3998	13.5	72t	26

INTERCEPTIONS	NO	YDS	AVG	LG	TD
James Griffin	7	116	16.6	33	1
Robert Jackson	6	100	16.7	57t	1
Louis Breedon	2	24	12.0	30	0
Ray Horton	2	3	1.5	3	0
Jimmy Turner	1	40	40.0	40	0
Bobby Kemp	1	0	0.0	0	0
BENGALS	19	283	14.9	57t	2
OPPONENTS	13	199	15.3	58	0

PUNTING	NO	YDS	AVG	NET	TB	IN-20	LG	BLK.
Pat McNally	57	2410	42.3	29.9	7	8	64	1
Jim Breech	5	153	30.6	26.8	0	2	43	0
BENGALS	63	2563	40.7	29.7	7	10	64	1
OPPONENTS	60	2477	41.3	34.5	7	11	63	0

PUNT RETURNS	NO	FC	YDS	AVG	LG	TD
Mike Martin	32	8	268	8.4	26	0
BENGALS	32	8	268	8.4	26	0
OPPONENTS	42	0	554	13.2	62t	1

KICKOFF RETURNS	NO	YDS	AVG	LG	TD
Mike Martin	48	1104	23.0	45	0
Stanford Jennings	13	218	16.8	26	0
James Brooks	3	38	12.7	15	0
Carl Zander	1	19	19.0	19	0
Eddie Brown	1	6	6.0	6	0
James Griffin	1	0	0.0	0	0
BENGALS	67	1385	20.7	45	0
OPPONENTS	81	1734	21.4	58	0

FIELD GOALS	1-19	20-29	30-39	40-49	50+
Jim Breech	0-0	7-8	12-13	4-6	1-6
BENGALS	0-0	7-8	12-13	4-6	1-6

Jim Breech: (22G), (46G, 33G), (—), (50N, 32G), (29G, 53G, 53N), (—), (47G, 22G), (32G, 39G, 40G, 37G), (31G), (28G, 33G, 51N, 50N), (37N, 39G, 37G), (30G, 29G), (48N, 28N, 29G), (49N), (51N, 38G), (22G, 42G, 30G).

USUAL STARTERS

OFFENSE	DEFENSE
WR Cris Collinsworth	LDE Eddie Edwards
LOT Anthony Munoz	NT Tim Krumrie
LG Brian Blados	RDE Ross Browner
C Dave Rimington	LOLB Jeff Schuh
RG Max Montoya	LILB Ron Simpkins,
ROT Mike Wilson	Carl Zander
TE Rodney Holman	RILB Glenn Cameron
WR Eddie Brown	ROLB Reggie Williams
QB Boomer Esiason	LCB Louis Breedon
HB James Brooks	RCB Ray Horton
FB Larry Kinnebrew	SS Bobby Kemp
	FS James Griffin

DEFENSE**	ST	AT	TT	SKS-YDS	INT-YDS	PD	FF	FR-YDS
Tim Krumrie	68	28	96	3.5-25	0-0	1	1	2-0
Robert Jackson	70	16	86	0-0	6-100	12	2	1-0
Louis Breedon	60	21	81	1-10	2-24	17	0	0-0
Ron Simpkins	56	22	78	3.5-31	0-0	2	2	1-4
Bobby Kemp	57	17	74	1-5	1-0	3	1	0-0
Reggie Williams	44	22	66	3.5-31	0-0	4	3	4-4
Ray Horton	53	10	63	0-0	2-3	8	0	1-0
Ross Browner	48	15	63	9-69	0-0	1	0	2-0
Carl Zander	48	12	60	2-11	0-0	1	1	1-34
James Griffin	40	15	55	1-11	7-116	11	2	1-29
Eddie Edwards	36	10	46	8.5-71	0-0	3	2	2-0
Jeff Schuh	36	10	46	4-35	0-0	1	1	1-0
Glenn Cameron	30	8	38	0-0	0-0	0	0	0-0
Jimmy Turner	24	9	33	0-0	1-40	2	0	0-0
Leo Barker	24	8	32	0-0	0-0	1	3	0-0
Emmanuel King	15	2	17	2-21	0-0	0	0	1-0
Jerry Boyarsky	8	6	14	1-14	0-0	0	0	0-0
Bill Johnson	10	3	13	0-0	0-0	0	0	0-0
John Simmons	8	2	10	0-0	0-0	0	0	0-0
Lee Davis	4	4	8	0-0	0-0	1	0	0-0
Sam Washington	5	2	7	0-0	0-0	2	0	1-0
Glen Collins	5	1	6	0-0	0-0	1	0	0-0
Stanford Jennings	5	1	6	0-0	0-0	0	0	1-0
Don Kern	4	2	6	0-0	0-0	0	0	0-0
Tom Dinkel	3	0	3	0-0	0-0	0	0	0-0
Steve Kreider	3	0	3	0-0	0-0	0	0	0-0
Max Montoya	3	0	3	0-0	0-0	0	0	0-0
Rodney Holman	2	1	3	0-0	0-0	0	0	0-0
Sean Thomas	2	1	3	0-0	0-0	0	0	0-0
James Brooks	2	0	2	0-0	0-0	0	0	0-0
Boomer Esiason	2	0	2	0-0	0-0	0	0	0-0
M.L. Harris	2	0	2	0-0	0-0	0	0	0-0
Larry Kinnebrew	2	0	2	0-0	0-0	0	0	0-0
Mike Wilson	2	0	2	0-0	0-0	0	0	0-0
Charles Alexander	1	0	1	0-0	0-0	0	0	0-0
Eddie Brown	1	0	1	0-0	0-0	0	0	0-0
Pat McNally	1	0	1	0-0	0-0	0	0	0-0
Anthony Munoz	1	0	1	0-0	0-0	0	0	0-0
Bruce Reimers	1	0	1	0-0	0-0	0	0	0-0

BLOCKED KICKS	BP	BFG	BXP
(none)	0	0	0

* NOTE: The two-point conversion was not instituted in the NFL until 1994.

** NOTE: It was not standard practice to separate the three types of defensive statistics — defense, special teams and miscellaneous — until 1988. Thus, the defensive statistics listed above include the combined totals of all three types. All defensive statistics above are press box statistics produced at the games.

1986 STATISTICS

RECORD: 10-6-0

HEAD COACH: SAM WYCHE

DATE	W-L	SCORE	OPPONENT	ATTENDANCE
9-7-86	L	14-24	at Kansas City	43,430
9-14-86	W	36-33 (OT)	BUFFALO	52,714
9-18-86	W	30-13	at Cleveland	78,779
9-28-86	L	7-44	CHICAGO	55,146
10-5-86	W	34-28	at Green Bay	51,230
10-13-86	W	24-22	PITTSBURGH	54,283
10-19-86	W	31-28	HOUSTON	53,844
10-26-86	L	9-30	at Pittsburgh	50,815
11-2-86	W	24-17	at Detroit	52,423
11-9-86	L	28-32	at Houston	32,130
11-16-86	W	34-7	SEATTLE	54,410
11-23-86	W	24-20	MINNESOTA	53,003
11-30-86	L	28-34	at Denver	58,705
12-7-86	W	31-7	at New England	60,633
12-14-86	L	3-34	CLEVELAND	58,062
12-21-86	W	52-21	N.Y. JETS	51,619

TEAM STATISTICS	BENGALS	OPPONENTS
TOTAL FIRST DOWNS	348	336
Rushing	134	134
Passing	183	171
Penalty	31	31
3rd Down: Made-Att.	79-199	84-218
3rd Down Pct.	39.7	38.5
4th Down: Made-Att.	9-16	12-16
4th Down Pct.	56.3	75.0
POSSESSION AVG.	28:48	31:12
TOTAL NET YARDS	6490	5274
Avg. Per Game	405.6	329.6
Total Plays	1046	1051
Avg. Per Play	6.2	5.0
NET YARDS RUSHING	2533	2122
Avg. Per Game	158.3	132.6
Total Rushes	521	514
NET YARDS PASSING	3957	3152
Avg. Per Game	247.3	197.0
Sacked-Yards Lost	28-203	42-368
Gross Yards	4160	3520
Att.-Completions	497-287	495-278
Completion Pct.	57.7	56.2
Had Intercepted	20	17
PUNTS-AVG.	59-33.8	77-39.8
Net Punting Avg.	29.7	34.5
PENALTIES-YARDS	111-847	93-840
FUMBLES-BALLS LOST	31-16	30-11
TOUCHDOWNS	51	47
Rushing	24	23
Passing	25	17
Returns	2	7

SCORE BY PERIODS	1	2	3	4	OT	PTS
BENGALS	69	126	72	139	3	409
OPPONENTS	113	92	122	67	0	394

SCORING	TD	TD-R	TD-P	TD-R	PAT	FG	S	PTS
Jim Breech	0	0	0	0	50-51	17-32	0	101
Cris Collinsworth	10	0	10	0	—	—	0	60
James Brooks	9	5	4	0	—	—	0	54
Larry Kinnebrew	9	8	1	0	—	—	0	54
Stanley Wilson	8	8	0	0	—	—	0	48
Eddie Brown	4	0	4	0	—	—	0	24
Rodney Holman	2	0	2	0	—	—	0	12
Anthony Munoz	2	0	2	0	—	—	0	12
Louis Breen	1	0	0	1	—	—	0	6
Eddie Edwards	1	0	0	1	—	—	0	6
Boomer Esiason	1	1	0	0	—	—	0	6
Jeff Hayes	1	1	0	0	—	—	0	6
Stanford Jennings	1	1	0	0	—	—	0	6
Eric Kattus	1	0	1	0	—	—	0	6
Tim McGee	1	0	1	0	—	—	0	6
Leon White	0	0	0	0	—	—	1	2
BENGALS	51	24	25	2	50-51	17-32	1	409
OPPONENTS	47	23	17	7	44-47	22-30	1	394

Two-point conversions: (NA)*.

PASSING	ATT	CMP	YDS	CMP%	YDS/ATT	TD	TD%	INT	INT%	LG	SKD-YDS	RAT
Boomer Esiason	469	273	3959	58.2	8.44	24	5.1	17	3.6	57	26-194	87.7
Ken Anderson	23	11	171	47.8	7.43	1	4.3	2	8.7	43	1-4	51.2
Doug Gaynor	3	3	30	100.0	10.00	0	0.0	0	0.0	16	1-5	108.3
James Brooks	1	0	0	0.0	0.00	0	0.0	0	0.0	—	0-0	39.6
Steve Kreider	1	0	0	0.0	0.00	0	0.0	1	100.0	—	0-0	0.0
BENGALS	497	287	4160	57.7	8.37	25	5.0	20	4.0	57	28-203	85.1
OPPONENTS	495	278	3520	56.2	7.11	17	3.4	17	3.4	84t	42-368	75.7

RUSHING	ATT	YDS	AVG	LG	TD
James Brooks	205	1087	5.3	56t	5
Larry Kinnebrew	131	519	4.0	39	8
Stanley Wilson	68	379	5.6	58t	8
Bill Johnson	39	226	5.8	34	0
Boomer Esiason	44	146	3.3	23	1
Jeff Hayes	3	92	30.7	61t	1
Stanford Jennings	16	54	3.4	10	1
Eddie Brown	8	32	4.0	17	0
Tim McGee	4	10	2.5	8	0
Doug Gaynor	1	4	4.0	4	0
Cris Collinsworth	2	-16	-8.0	-6	0
BENGALS	521	2533	4.9	61t	24
OPPONENTS	514	2122	4.1	75t	23

RECEIVING	REC	YDS	AVG	LG	TD
Cris Collinsworth	62	1024	16.5	46t	10
Eddie Brown	58	964	16.6	57	4
James Brooks	54	686	12.7	54	4
Rodney Holman	40	570	14.3	34t	2
Tim McGee	16	276	17.3	51	1
Larry Kinnebrew	13	136	10.5	31	1
Bill Johnson	13	103	7.9	17	0
Eric Kattus	11	99	9.0	28	1
Stanford Jennings	6	86	14.3	34	0
Steve Kreider	5	96	19.2	23	0
Stanley Wilson	4	45	11.3	34	0
Mike Martin	3	68	22.7	51	0
Anthony Munoz	2	7	3.5	5t	2
BENGALS	287	4160	14.5	57	25
OPPONENTS	278	3520	12.7	84t	17

INTERCEPTIONS	NO	YDS	AVG	LG	TD
Louis Breen	7	72	10.3	36t	1
David Fulcher	4	20	5.0	15	0
Leo Barker	2	7	3.5	7	0
Barney Bussey	1	19	19.0	19	0
Carl Zander	1	18	18.0	18	0
Joe Kelly	1	6	6.0	6	0
Ray Horton	1	4	4.0	4	0
BENGALS	17	146	8.6	36t	1
OPPONENTS	20	189	9.5	49	0

PUNTING	NO	YDS	AVG	NET	TB	IN-20	LG	BLK.
Jeff Hayes	56	1965	35.1	29.7	3	11	52	2
Boomer Esiason	1	31	31.0	31.0	0	1	31	0
BENGALS	59	1996	33.8	29.7	3	12	52	2
OPPONENTS	77	3068	39.8	34.5	9	14	66	0

PUNT RETURNS	NO	FC	YDS	AVG	LG	TD
Mike Martin	13	6	96	7.4	14	0
Ray Horton	11	3	111	10.1	25	0
Tim McGee	3	4	21	7.0	9	0
John Simmons	2	4	7	3.5	6	0
BENGALS	29	17	235	8.1	25	0
OPPONENTS	19	14	182	9.6	54	0

KICKOFF RETURNS	NO	YDS	AVG	LG	TD
Tim McGee	43	1007	23.4	94	0
Stanford Jennings	12	257	21.4	41	0
Mike Martin	4	83	20.8	21	0
Ron Simpkins	2	24	12.0	15	0
Rodney Holman	1	18	18.0	18	0
John Simmons	1	0	0.0	0	0
BENGALS	63	1389	22.0	94	0
OPPONENTS	80	1611	20.1	96t	1

FIELD GOALS	1-19	20-29	30-39	40-49	50+
Jim Breech	1-2	4-5	5-7	5-14	2-4
BENGALS	1-2	4-5	5-7	5-14	2-4
OPPONENTS	4-4	4-5	6-6	8-13	0-2

Jim Breech: (—), (51G, 20G), (49G, 33G, 25G), (—), (48N), (40N, 40G), (49N, 51G, 41N), (27N, 19G, 30N, 40G, 31G), (50N, 38G, 44N), (49N, 47N), (37G, 51N, 34G), (19N, 49N, 40G), (39N), (24G, 44N), (23G), (43G).

Opponents: (45N, 18G), (20G, 44G), (19G, 34G), (41G), (—), (27N, 24G, 44G), (—), (31G, 43G, 41G), (50N, 18G), (42G, 25G, 30G, 46G), (49N, 42N, 55N), (24G, 35G), (49G, 33G), (44N), (46N, 39G, 19G), (—).

USUAL STARTERS

OFFENSE	DEFENSE
WR Cris Collinsworth	LDE Eddie Edwards
LOT Anthony Munoz	NT Tim Krumie
LG Bruce Kozerski	RDE Ross Browner
C Dave Rimington	LOLB Emanuel King
RG Max Montoya	LILB Carl Zander
ROT Brian Blados,	RILB Leo Barker,
Joe Walter	Joe Kelly
TE Rodney Holman	ROLB Reggie Williams
WR Eddie Brown	LCB Lewis Breen
QB Boomer Esiason	RCB Louis Billups
HB James Brooks	SS David Fulcher
FB Larry Kinnebrew	FS Bobby Kemp

DEFENSE**	ST	AT	TT	SKS-YDS	INT-YDS	PD	FF	FR-YDS
Tim Krumie	73	40	113	1-4	0-0	0	0	2-18
David Fulcher	75	30	105	2-18	4-20	7	0	1-0
Carl Zander	61	36	97	3.5-34	1-18	4	0	1-0
Reggie Williams	73	23	96	4.5-34	0-0	3	2	1-0
Emmanuel King	52	18	70	9-88	0-0	1	2	1-1
Louis Breen	49	7	56	0-0	7-72	14	1	0-0
Ray Horton	44	11	55	0-0	1-4	9	0	0-0
Bobby Kemp	37	14	51	0-0	0-0	3	0	0-0
Ross Browner	37	12	49	6.5-57	0-0	0	2	1-0
Eddie Edwards	35	10	45	6.5-49	0-0	3	0	2-0
Leo Barker	28	15	43	0-0	2-7	2	2	0-0
Joe Kelly	25	10	35	1-7	1-6	1	0	1-0
Louis Billups	28	5	33	1-9	0-0	11	1	1-2
Ron Simpkins	21	6	27	0-0	0-0	0	0	0-0
Barney Bussey	19	5	24	1-12	1-19	1	0	0-0
Robert Jackson	19	5	24	0-0	0-0	3	0	0-0
Ron Simpkins	21	6	27	0-0	0-0	0	0	0-0
Jim Skow	16	3	19	3-24	0-0	1	0	0-0
John Simmons	16	1	17	1-15	0-0	4	0	0-0
Eric Kattus	13	1	14	0-0	0-0	0	0	0-0
Leon White	12	2	14	0-0	0-0	0	0	0-0
Ed Brady	9	3	12	0-0	0-0	0	1	0-0
Mike Hammerstein	3	7	10	1-6	0-0	0	0	0-0
Jimmy Turner	8	1	9	0-0	0-0	2	0	0-0
Kiki DeAyala	7	2	9	1-11	0-0	0	0	0-0
Bill Johnson	6	2	8	0-0	0-0	0	0	0-0
Stanford Jennings	5	1	6	0-0	0-0	0	0	0-0
Rodney Holman	3	0	3	0-0	0-0	0	0	0-0
Eddie Brown	2	0	2	0-0	0-0	0	0	0-0
Cris Collinsworth	2	0	2	0-0	0-0	0	0	0-0
Bruce Kozerski	2	0	2	0-0	0-0	0	0	0-0
Stanley Wilson	2	0	2	0-0	0-0	0	0	0-0
Jim Breech	1	1	2	0-0	0-0	0	0	0-0
Steve Kreider	1	1	2	0-0	0-0	0	0	0-0
James Brooks	1	0	1	0-0	0-0	0	0	0-0
Jeff Hayes	1	0	1	0-0	0-0	0	0	0-0
Larry Kinnebrew	1	0	1	0-0	0-0	0	0	0-0
Max Montoya	1	0	1	0-0	0-0	0	0	0-0
Joe Walter	1	0	1	0-0	0-0	0	0	0-0
David Douglas	0	1	1	0-0	0-0	0	0	0-0

BLOCKED KICKS	BP	BFG	BXP
Bruce Reimers	0	0	1

* NOTE: The two-point conversion was not instituted in the NFL until 1994.

** NOTE: It was not standard practice to separate the three types of defensive statistics — defense, special teams and miscellaneous — until 1988. Thus, the defensive statistics listed above include the combined totals of all three types. All defensive statistics above are press box statistics produced at the games.

RECORD: 4-11-0

1988 STATISTICS

RECORD: 12-4-0

HEAD COACH: SAM WYCHE

(BENGALS WON AFC CENTRAL DIVISION; SEE POSTSEASON PORTION OF TEAM HISTORY SECTION FOR POSTSEASON STATS)

DATE	W-L	SCORE	OPPONENT	ATTENDANCE
9-4-88	W	21-14	PHOENIX	50,404
9-11-88	W	28-24	at Philadelphia	66,459
9-18-88	W	17-12	at Pittsburgh	56,647
9-25-88	W	24-17	CLEVELAND	54,943
10-2-88	W	45-21	at L.A. Raiders	42,594
10-9-88	W	36-19	N.Y. JETS	57,482
10-16-88	L	21-27	at New England	59,969
10-23-88	W	44-21	HOUSTON	54,659
10-30-88	L	16-23	at Cleveland	79,147
11-6-88	W	42-7	PITTSBURGH	56,403
11-13-88	L	28-31	at Kansas City	34,614
11-20-88	W	38-24	at Dallas	37,865
11-27-88	W	35-21	BUFFALO	58,672
12-4-88	W	27-10	SAN DIEGO	56,866
12-11-88	L	6-41	at Houston	50,269
12-17-88	W	20-17 (OT)	WASHINGTON	52,157

TEAM STATISTICS	BENGALS	OPPONENTS
TOTAL FIRST DOWNS	351	322
Rushing	159	126
Passing	165	177
Penalty	27	19
3rd Down: Made-Att.	80-181	96-221
3rd Down Pct.	44.2	43.4
4th Down: Made-Att.	8-11	12-27
4th Down Pct.	72.7	44.4
POSSESSION AVG.	29:32	30:28
TOTAL NET YARDS	6057	5182
Avg. Per Game	378.6	323.9
Total Plays	985	1059
Avg. Per Play	6.1	4.9
NET YARDS RUSHING	2710	2048
Avg. Per Game	169.4	128.0
Total Rushes	563	493
NET YARDS PASSING	3347	3134
Avg. Per Game	209.2	195.9
Sacked-Yards Lost	30-245	42-374
Gross Yards	3592	3508
Att.-Completions	392-225	524-283
Completion Pct.	57.4	54.0
Had Intercepted	14	22
PUNTS-AVG.	64-36.7	65-39.9
Net Punting Avg.	30.2	35.6
PENALTIES-YARDS	82-647	95-873
FUMBLES-BALLS LOST	28-13	28-14
TOUCHDOWNS	59	39
Rushing	27	18
Passing	28	19
Returns	4	2

SCORE BY PERIODS	1	2	3	4	OT	PTS
BENGALS	99	147	107	92	3	448
OPPONENTS	67	79	95	88	0	329

SCORING	TD	TD-R	TD-P	TD-Rt	PAT	FG	S	PTS
Ickey Woods	15	0	0	0	—	—	0	90
Jim Breech	0	0	0	0	56-59	11-16	0	89
James Brooks	14	8	6	0	—	—	0	84
Eddie Brown	9	0	9	0	—	—	0	54
Tim McGee	6	0	6	0	—	—	0	36
Rodney Holman	3	0	3	0	—	—	0	18
Stanley Wilson	3	2	1	0	—	—	0	18
Stanford Jennings	2	1	0	1	—	—	0	12
Leo Barker	1	0	0	1	—	—	0	6
Lewis Billups	1	0	0	1	—	—	0	6
Cris Collinsworth	1	0	1	0	—	—	0	6
Boomer Esiason	1	1	0	0	—	—	0	6
David Fulcher	1	0	0	1	—	—	0	6
Ira Hillary	1	0	1	0	—	—	0	6
Mike Martin	1	0	1	0	—	—	0	6
Lee Johnson	0	0	0	0	0-0	1-2	0	3
(team)	—	—	—	—	—	—	1	2
BENGALS	59	27	28	4	56-59	12-18	1	448
OPPONENTS	39	18	19	2	38-39	17-24	3	329

Two-point conversions: (NA*).

PASSING	ATT	CMP	YDS	CMP%	YDS/ATT	TD	TD%	INT	INT%	LG	SKD-YDS	RAT
Boomer Esiason	388	223	3572	57.5	9.21	28	7.2	14	3.6	86t	30-245	97.4
Turk Schonert	4	2	20	50.0	5.00	0	0.0	0	0.0	17	0-0	64.6
BENGALS	392	225	3592	57.4	9.16	28	7.1	14	3.6	86t	30-245	97.0
OPPONENTS	524	283	3508	54.0	6.69	19	3.6	22	4.2	65t	42-374	69.6

RUSHING	ATT	YDS	AVG	LG	TD
Ickey Woods	203	1066	5.3	56	15
James Brooks	182	931	5.1	51t	8
Stanley Wilson	112	398	3.6	19	2
Boomer Esiason	43	248	5.8	24	1
Stanford Jennings	17	47	2.8	9	1
Marc Logan	2	10	5.0	9	0
Turk Schonert	2	10	5.0	7	0
Mike Norseth	1	5	5.0	5	0
Eddie Brown	1	5	5.0	5	0
BENGALS	563	2710	4.8	56	27
OPPONENTS	493	2048	4.2	48	18

RECEIVING	REC	YDS	AVG	LG	TD
Eddie Brown	53	1273	24.0	86t	9
Rodney Holman	39	527	13.5	33	3
Tim McGee	36	686	19.1	78t	6
James Brooks	29	287	9.9	28t	6
Ickey Woods	21	199	9.5	25	0
Cris Collinsworth	13	227	17.5	36	1
Stanley Wilson	9	110	12.2	28	1
Jim Riggs	9	82	9.1	16	0
Ira Hillary	5	76	15.2	31	1
Stanford Jennings	5	75	15.0	31	0
Mike Martin	2	22	11.0	15t	1
Marc Logan	2	20	10.0	17	0
Eric Kattus	2	8	4.0	11	0
BENGALS	225	3592	16.0	86t	28
OPPONENTS	283	3508	12.4	65t	19

INTERCEPTIONS	NO	YDS	AVG	LG	TD
Eric Thomas	7	61	8.7	37	0
David Fulcher	5	38	7.6	16t	1
Lewis Billups	4	47	11.8	29	0
Ray Horton	3	13	4.3	11	0
Rickey Dixon	1	13	13.0	13	0
Solomon Wilcotts	1	6	6.0	6	0
Carl Zander	1	3	3.0	3	0
BENGALS	22	181	8.2	37	1
OPPONENTS	14	185	13.2	46	0

PUNTING	NO	YDS	AVG	NET	TB	IN-20	LG	BLK.
Scott Fulhage	44	1672	38.0	29.4	5	13	53	2
Lee Johnson	14	594	42.4	36.7	1	4	52	0
Jim Breech	3	64	21.3	14.7	1	1	30	0
Boomer Esiason	1	21	21.0	21.0	0	0	21	0
BENGALS	64	2351	36.7	30.2	7	18	53	2
OPPONENTS	65	2596	39.9	35.6	2	12	53	0

PUNT RETURNS	NO	FC	YDS	AVG	LG	TD
Ira Hillary	17	5	166	9.8	20	0
Eddie Brown	10	7	48	4.8	13	0
Mike Martin	5	5	30	6.0	10	0
BENGALS	32	17	244	7.6	20	0
OPPONENTS	32	7	280	8.8	26	0

KICKOFF RETURNS	NO	YDS	AVG	LG	TD
Stanford Jennings	32	684	21.4	98t	1
Ira Hillary	12	195	16.3	24	0
Barney Bussey	7	83	11.9	22	0
Marc Logan	4	80	20.0	24	0
Rickey Dixon	1	18	18.0	18	0
James Brooks	1	-6	-6.0	-6	0
Jim Riggs	0f	0	—	—	0
BENGALS	57	1054	18.5	98t	1
OPPONENTS	61	1335	21.9	84	0

FIELD GOALS	1-19	20-29	30-39	40-49	50+
Jim Breech	1-1	5-5	3-4	2-5	0-1
Lee Johnson	0-0	0-0	0-0	0-0	1-2
BENGALS	1-1	5-5	3-4	2-5	1-3
OPPONENTS	1-1	4-5	7-7	5-10	0-1

Jim Breech: (42N), (—), (32G), (34G), (28G), (30N, 25G), (—), (—), (19G, 32G, 22G), (—), (—), (41G), (51N), (46N), (45G, 27G), (40N, 20G).

Lee Johnson: (—), (—), (—), (—), (—), (—), (—), (—), (—), (—), (—), (—), (50N), (—), (50G).

Opponents: (58N), (42N, 34G), (48N, 19G), (27G), (—), (30G), (43N), (45N), (34G, 39G, 29G), (—), (37G, 35G, 23G, 47G, 39G), (44G), (—), (26G, 41N), (43G, 48G), (43G, 29N).

USUAL STARTERS

OFFENSE	DEFENSE
WR Tim McGee	LDE Skip McClendon
LOT Anthony Munoz	NT Tim Krumrie
LG Bruce Reimers	RDE Jim Skow
C Bruce Kozerski	LOLB Leon White
RG Max Montoya	LILB Carl Zander
ROT Joe Walter	RILB Joe Kelly
TE Rodney Holman	ROLB Reggie Williams
WR Eddie Brown	LCB Lewis Billups
QB Boomer Esiason	RCB Eric Thomas
HB James Brooks	SS David Fulcher
FB Ickey Woods	FS Solomon Wilcotts

DEFENSE**	ST	AT	TT	SKS-YDS	INT-YDS	PD	FF	FR-YDS
Tim Krumrie	95	56	151	3-26	0-0	1	4	3-0
David Fulcher	72	36	108	1.5-12.5	5-38	11	1	0-0
Solomon Wilcotts	52	32	84	0-0	1-6	7	0	2-0
Carl Zander	46	34	80	0-0	1-3	1	0	1-0
Eric Thomas	49	18	67	0-0	7-61	32	1	0-0
Reggie Williams	34	31	65	2.5-19	0-0	4	0	0-0
Joe Kelly	40	21	61	0-0	0-0	1	0	0-0
Leon White	36	24	60	3-24	0-0	4	3	1-0
Lewis Billups	47	10	57	0-0	4-47	16	0	2-26
Jim Skow	31	13	44	9.5-86.5	0-0	2	2	0-0
Jason Buck	24	10	34	6-48.5	0-0	0	0	0-0
Leo Barker	22	12	34	3-33	0-0	1	1	1-34
Skip McClendon	20	11	31	2-27	0-0	0	2	0-0
David Grant	17	13	30	5-37	0-0	2	0	1-0
Rickey Dixon	29	0	29	0-0	1-13	9	0	0-0
Barney Bussey	21	4	25	4-36	0-0	3	1	1-0
Ray Horton	21	4	25	1-11	3-13	2	0	0-0
Eddie Edwards	4	5	9	0.5-3.5	0-0	0	0	0-0
Daryl Smith	5	1	6	0-0	0-0	0	0	0-0
Emmanuel King	2	1	3	0-0	0-0	0	0	0-0
Curtis Maxey	0	2	2	0-0	0-0	0	0	0-0
Ed Brady	0	1	1	0-0	0-0	0	0	0-0
(team)	—	—	—	1-10	—	—	—	—

SPECIAL TEAMS**	ST	AT	TT	FF	FR-YDS	BP	BFG	BXP
Barney Bussey	12	1	13	0	0-0	0	0	0
Rickey Dixon	11	1	12	0	1-(-3)	0	0	0
Ed Brady	9	2	11	1	0-0	0	0	0
Leo Barker	8	1	9	0	0-0	0	0	0
Marc Logan	6	1	7	0	0-0	0	0	0
Jim Riggs	6	0	6	0	1-0	0	0	0
Leon White	4	0	4	1	0-0	0	0	0
Emmanuel King	3	0	3	0	0-0	0	0	0
Solomon Wilcotts	3	0	3	0	0-0	0	0	0
Carl Zander	2	1	3	0	0-0	0	0	0
Ira Hillary	2	0	2	0	0-0	0	0	0
Ray Horton	2	0	2	0	0-0	0	0	0
Eric Kattus	2	0	2	0	0-0	0	0	0
Eric Thomas	2	0	2	0	0-0	0	0	0
David Fulcher	1	1	2	0	0-0	0	0	0
Daryl Smith	1	1	2	0	0-0	0	0	0
Cris Collinsworth	1	0	1	0	0-0	0	0	0
Ellis Dillahunt	1	0	1	0	0-0	0	0	0
Lee Johnson	1	0	1	0	0-0	0	0	0
Joe Kelly	1	0	1	0	0-0	0	0	0
Carl Parker	1	0	1	0	0-0	0	0	0
Kevin Walker	1	0	1	0	0-0	0	0	0
Stanley Wilson	1	0	1	0	0-0	0	0	0
Ickey Woods	0	1	1	0	0-0	0	0	0
Rich Romer	0	0	0	1	0-0	0	0	0

MISCELLANEOUS DEFENSE**	ST	AT	TT	FF	FR-YDS
Eddie Brown.....	3	0	0	0	0-0
Boomer Esiason.....	2	0	2	0	0-0
James Brooks.....	1	0	1	0	0-0
Rodney Holman.....	1	0	1	0	0-0
Ray Horton.....	1	0	1	0	0-0
Anthony Munoz.....	1	0	1	0	0-0
Bruce Reimers.....	1	0	1	0	0-0
Jim Riggs.....	1	0	1	0	0-0
Joe Walter.....	1	0	1	0	0-0

1989 STATISTICS

RECORD: 8-8-0

HEAD COACH: SAM WYCHE

DATE	W-L	SCORE	OPPONENT	ATTENDANCE
9-10-89	L	14-17	at Chicago	64,730
9-17-89	W	41-10	PITTSBURGH	53,885
9-25-89	W	21-14	CLEVELAND	55,996
10-1-89	W	21-17	at Kansas City	61,165
10-8-89	W	26-16	at Pittsburgh	52,785
10-15-89	L	13-20	MIAMI	58,184
10-22-89	L	12-23	INDIANAPOLIS	57,642
10-29-89	W	56-23	TAMPA BAY	57,225
11-5-89	L	7-28	at L.A. Raiders	51,080
11-13-89	L	24-26	at Houston	60,694
11-19-89	W	42-7	DETROIT	55,720
11-26-89	L	7-24	at Buffalo	80,074
12-3-89	W	21-0	at Cleveland	76,236
12-10-89	L	17-24	SEATTLE	54,744
12-17-89	W	61-7	HOUSTON	47,510
12-25-89	L	21-29	at Minnesota	58,829

TEAM STATISTICS	BENGALS	OPPONENTS
TOTAL FIRST DOWNS	348	280
Rushing	136	114
Passing	183	151
Penalty	29	15
3rd Down: Made-Att.	100-220	82-209
3rd Down Pct.	45.5	39.2
4th Down: Made-Att.	12-24	6-19
4th Down Pct.	50.0	31.6
POSSESSION AVG.	30:51	29:09
TOTAL NET YARDS	6101	5297
Avg. Per Game	381.3	331.1
Total Plays	1083	997
Avg. Per Play	5.6	5.3
NET YARDS RUSHING	2483	2162
Avg. Per Game	155.2	135.1
Total Rushes	529	482
NET YARDS PASSING	3618	3135
Avg. Per Game	226.1	195.9
Sacked-Yards Lost	41-332	33-248
Gross Yards	3950	3383
Att.-Completions	513-288	482-256
Completion Pct.	56.1	53.1
Had Intercepted	13	21
PUNTS-AVG.	65-38.5	75-39.1
Net Punting Avg.	29.9	34.7
PENALTIES-YARDS	85-637	121-1045
FUMBLES-BALLS LOST	29-19	26-16
TOUCHDOWNS	52	32
Rushing	17	9
Passing	32	22
Returns	3	1

SCORE BY PERIODS	1	2	3	4	OT	PTS
BENGALS	61	147	98	98	0	404
OPPONENTS	50	97	56	82	0	285

SCORING	TD	TD-R	TD-P	TD-Rt	PAT	FG	S	PTS
Jim Breech	0	0	0	0	37-38	12-14	0	73
James Brooks	9	7	2	0	—	—	0	54
Rodney Holman	9	0	9	0	—	—	0	54
Tim McGee	8	0	8	0	—	—	0	48
Eddie Brown	6	0	6	0	—	—	0	36
Craig Taylor	5	3	2	0	—	—	0	30
Jim Gallery	0	0	0	0	13-13	2-6	0	19
Eric Ball	3	3	0	0	—	—	0	18
Stanford Jennings	3	2	1	0	—	—	0	18
Mike Martin	2	0	2	0	—	—	0	12
Ickey Woods	2	2	0	0	—	—	0	12
Barney Bussey	1	0	0	1	—	—	0	6
Ira Hillary	1	0	1	0	—	—	0	6
Kendal Smith	1	0	1	0	—	—	0	6
Eric Thomas	1	0	0	1	—	—	0	6
Leon White	1	0	0	1	—	—	0	6
Lee Johnson	0	0	0	0	0-1	0-0	0	0
BENGALS	52	17	32	3	50-52	14-20	0	404
OPPONENTS	32	9	22	1	31-32	20-27	1	285

Two-point conversions: (NA*).

RUSHING	ATT	YDS	AVG	LG	TD
James Brooks	221	1239	5.6	65t	7
Eric Ball	98	391	4.0	27	3
Stanford Jennings	83	293	3.5	17	2
Boomer Esiason	47	278	5.9	24	0
Craig Taylor	30	111	3.7	16	3
Ickey Woods	29	94	3.2	12	2
Tim McGee	2	36	18.0	25	0
Erik Wilhelm	6	30	5.0	14	0
John Holfield	11	20	1.8	11	0
Ira Hillary	1	-2	-2.0	-2	0
Lee Johnson	1	-7	-7.0	-7	0
BENGALS	529	2483	4.7	65t	17
OPPONENTS	482	2162	4.5	92t	9

RECEIVING	REC	YDS	AVG	LG	TD
Tim McGee	65	1211	18.6	74t	8
Eddie Brown	52	814	15.7	46	6
Rodney Holman	50	736	14.7	73t	9
James Brooks	37	306	8.3	25	2
Ira Hillary	17	162	9.5	17	1
Mike Martin	15	160	10.7	21	2
Eric Kattus	12	93	7.8	16	0
Kendal Smith	10	140	14.0	41t	1
Stanford Jennings	10	119	11.9	43t	1
Eric Ball	6	44	7.3	15	0
Jim Riggs	5	29	5.8	9	0
Craig Taylor	4	44	11.0	18t	2
John Garrett	2	29	14.5	18	0
John Holfield	2	18	9.0	14	0
Carl Parker	1	45	45.0	45	0
BENGALS	288	3950	13.7	74t	32
OPPONENTS	256	3383	13.2	84t	22

INTERCEPTIONS	NO	YDS	AVG	LG	TD
David Fulcher	8	87	10.9	22	0
Eric Thomas	4	18	4.5	18t	1
Rickey Dixon	3	47	15.7	28	0
Lewis Billups	2	0	0.0	0	0
Joe Kelly	1	25	25.0	25	0
Leon White	1	22	22.0	22	0
Richard Carey	1	5	5.0	5	0
Barney Bussey	1	0	0.0	0	0
BENGALS	21	204	9.7	28	1
OPPONENTS	13	42	3.2	19	0

PUNTING	NO	YDS	AVG	NET	TB	IN-20	LG	BLK.
Lee Johnson	61	2446	40.1	30.2	11	14	62	2
Jim Breech	2	58	29.0	19.0	1	1	32	0
BENGALS	65	2504	38.5	29.9	12	15	62	2
OPPONENTS	75	2935	39.1	34.7	6	16	57	1

PUNT RETURNS	NO	FC	YDS	AVG	LG	TD
Mike Martin	15	4	107	7.1	17	0
Kendal Smith	12	2	54	4.5	15	0
Ira Hillary	6	4	19	3.2	10	0
Richard Carey	3	2	29	9.7	13	0
BENGALS	36	12	209	5.8	17	0
OPPONENTS	33	5	323	9.8	45	0

KICKOFF RETURNS	NO	YDS	AVG	LG	TD
Stanford Jennings	26	525	20.2	33	0
Ira Hillary	14	223	15.9	29	0
Richard Carey	6	104	17.3	23	0
Kendal Smith	5	65	13.0	19	0
Eric Ball	1	19	19.0	19	0
Craig Taylor	1	5	5.0	5	0
John Holfield	1	0	0.0	0	0
Robert Jackson	0f	0	—	—	0
BENGALS	54	941	17.4	33	0
OPPONENTS	55	1203	21.9	66	0

FIELD GOALS	1-19	20-29	30-39	40-49	50+
Jim Breech	0-0	9-9	3-4	0-1	0-0
Jim Gallery	0-0	1-1	0-1	1-4	0-0
BENGALS	0-0	10-10	3-5	1-5	0-0
OPPONENTS	0-0	9-9	7-8	4-8	0-2

Jim Breech: (—), (—), (—), (—), (24G, 27G), (20G, 22G), (30G, 29G, 23G, 21G), (—), (34N), (38G), (49N), (—), (—), (24G), (27G, 30G), (—).

Jim Gallery: (45N), (26G, 47G), (48N, 44N), (31N), (—), (—), (—), (—), (—), (—), (—), (—), (—), (—), (—), (—), (—).

Opponents: (29G), (38G), (—), (23G), (46N, 24G, 40G, 34G), (29G, 33G), (27G), (—), (46N), (32G, 42G, 37G, 28G), (—), (24G), (51N, 48N), (41N, 48G), (32N), (31G, 37G, 22G, 42G, 24G, 52N).

PASSING	ATT	CMP	YDS	CMP%	YDS/ATT	TD	TD%	INT	INT%	LG	SKD-YDS	RAT
Boomer Esiason	455	258	3525	56.7	7.75	28	6.2	11	2.4	74t	36-288	92.1
Erik Wilhelm	56	30	425	53.6	7.59	4	7.1	2	3.6	46t	3-17	87.3
Turk Schonert	2	0	0	0.0	0.00	0	0.0	0	0.0	—	2-27	39.6
BENGALS	513	288	3950	56.1	7.70	32	6.2	13	2.5	74t	41-332	91.2
OPPONENTS	482	256	3383	53.1	7.02	22	4.6	21	4.4	84t	33-248	72.6

USUAL STARTERS

OFFENSE	DEFENSE
WR Tim McGee	LDE Jim Skow
LOT Anthony Munoz	NT Tim Krumrie
LG Bruce Reimers	RDE Jason Buck
C Bruce Kozerski	LOLB Leon White
RG Max Montoya	LILB Carl Zander
ROT Brian Blados	RILB Joe Kelly
TE Joe Walter	ROLB Reggie Williams
WR Rodney Holman	LCB Lewis Billups
QB Eddie Brown	RCB Eric Thomas
QB Boomer Esiason	SS David Fulcher
HB James Brooks	FS Rickey Dixon
FB Eric Ball	
Stanford Jennings	

DEFENSE** ST AT TT SKS-YDS INT-YDS PD FF FR-YDS

David Fulcher	70	37	107	0-0	8-87	14	1	4-0
Rickey Dixon	84	19	103	0-0	3-47	16	1	0-0
Tim Krumrie	45	29	74	3-11	0-0	0	1	1-9
Joe Kelly	44	26	70	1-6	1-25	4	1	3-23
Carl Zander	43	24	67	1-5-14	0-0	3	1	1-25
Eric Thomas	49	9	58	2-23	4-18	23	1	1-0
Jason Buck	42	14	56	6-46	0-0	2	1	1-0
Lewis Billups	45	4	49	0-0	2-0	14	2	0-0
Reggie Williams	33	15	48	3-5-27	0-0	0	0	0-0
Leon White	32	15	47	2-17	1-22	4	2	2-22
Skip McClendon	24	9	33	1-5-10.5	0-0	2	2	1-0
Jim Skow	21	8	29	4-5-31	0-0	4	1	0-0
Mike Hammerstein	18	11	29	1-5-13	0-0	0	0	1-0
Leo Barker	21	6	27	0-0	0-0	2	0	0-0
Barney Bussey	20	5	25	2-5-13.5	1-2	6	0	0-0
David Grant	11	10	21	0-5-2.5	0-0	0	0	0-0
Robert Jackson	18	1	19	0-0	0-0	4	1	0-0
Solomon Wilcots	13	2	15	1-18	0-0	0	0	0-0
Kevin Walker	7	4	11	0-0	0-0	0	0	1-0
Richard Carey	6	3	9	0-0	1-5	3	0	0-0
Natu Tuatagaloa	6	1	7	2-5-15.5	0-0	2	0	0-0
Ed Brady	1	0	1	0-0	0-0	0	0	0-0

SPECIAL TEAMS** ST AT TT FF FR-YDS BP BFG BXP

Kevin Walker	11	0	11	0	0-0	0	0	0
Leo Barker	10	1	11	0	0-0	0	0	0
Ed Brady	9	1	10	0	0-0	0	0	0
Barney Bussey	9	1	10	0	0-0	0	0	0
Solomon Wilcots	8	2	10	0	0-0	0	0	0
Robert Jackson	6	0	6	0	0-0	0	0	0
Chris Barber	5	1	6	0	0-0	0	0	0
Leon White	5	1	6	0	0-0	0	0	0
Rickey Dixon	5	0	5	0	0-0	0	0	0
Richard Carey	1	2	3	0	0-0	0	0	0
Lee Johnson	2	0	2	0	0-0	0	0	0
Craig Taylor	2	0	2	0	0-0	0	0	0
Eric Thomas	2	0	2	0	0-0	1	0	0
Natu Tuatagaloa	2	0	2	0	0-0	0	0	0
Ira Hillary	1	0	1	0	0-0	0	0	0
Stanford Jennings	1	0	1	0	0-0	0	0	0
Eric Kattus	1	0	1	0	0-0	0	0	0
Rich Romer	1	0	1	0	0-0	0	0	0
Carl Zander	1	0	1	0	0-0	0	0	0
John Garrett	0	1	1	0	0-0	0	0	0

MISCELLANEOUS DEFENSE** ST AT TT FF FR-YDS

Eddie Brown	2	0	2	0	0-0
Rodney Holman	2	0	2	0	0-0

1990 STATISTICS

RECORD: 9-7-0

HEAD COACH: SAM WYCHE

(BENGALS WON AFC CENTRAL DIVISION; SEE POSTSEASON PORTION OF TEAM HISTORY SECTION FOR POSTSEASON STATS)

DATE	W-L	SCORE	OPPONENT	ATTENDANCE
9-9-90	W	25-20	N.Y. JETS	56,467
9-16-90	W	21-16	at San Diego	48,098
9-23-90	W	41-7	NEW ENGLAND	56,470
10-1-90	L	16-31	at Seattle	60,135
10-7-90	W	34-31 (OT)	at L.A. Rams	62,619
10-14-90	L	17-48	at Houston	53,501
10-22-90	W	34-13	at Cleveland	78,567
10-28-90	L	17-38	at Atlanta	53,214
11-4-90	L	7-21	NEW ORLEANS	60,067
11-11-90			— BYE —	
11-18-90	W	27-3	PITTSBURGH	60,064
11-25-90	L	20-34	INDIANAPOLIS	60,051
12-2-90	W	16-12	at Pittsburgh	58,200
12-9-90	L	17-20 (OT)	SAN FRANCISCO	60,084
12-16-90	L	7-24	at L.A. Raiders	54,132
12-23-90	W	40-20	HOUSTON	60,044
12-30-90	W	21-14	CLEVELAND	60,041

TEAM STATISTICS	BENGALS	OPPONENTS
TOTAL FIRST DOWNS	277	308
Rushing	107	116
Passing	151	180
Penalty	19	12
3rd Down: Made-Att.	79-196	93-213
3rd Down Pct.	40.3	43.7
4th Down: Made-Att.	12-19	2-12
4th Down Pct.	63.2	16.7
POSSESSION AVG.	29:21	30:39
TOTAL NET YARDS	5063	5605
Avg. Per Game	316.4	350.3
Total Plays	943	1010
Avg. Per Play	5.4	5.5
NET YARDS RUSHING	2120	2085
Avg. Per Game	132.5	130.3
Total Rushes	484	442
NET YARDS PASSING	2943	3520
Avg. Per Game	183.9	220.0
Sacked-Yards Lost	34-209	25-205
Gross Yards	3152	3725
Att.-Completions	425-237	543-300
Completion Pct.	55.8	55.2
Had Intercepted	23	15
PUNTS-AVG.	65-42.1	63-41.8
Net Punting Avg.	34.0	36.5
PENALTIES-YARDS	83-627	101-824
FUMBLES-BALLS LOST	25-12	32-16
TOUCHDOWNS	44	41
Rushing	16	15
Passing	25	24
Returns	3	2

SCORE BY PERIODS	1	2	3	4	OT	PTS
BENGALS	79	110	78	90	3	360
OPPONENTS	70	115	101	63	3	352

SCORING	TD	TD-R	TD-P	TD-Rt	PAT	FG	S	PTS
Jim Breech	0	0	0	0	41-44	17-21	0	92
James Brooks	9	5	4	0	—	—	0	54
Eddie Brown	9	0	9	0	—	—	0	54
Ickey Woods	6	6	0	0	—	—	0	36
Rodney Holman	5	0	5	0	—	—	0	30
Craig Taylor	3	2	1	0	—	—	0	18
Eric Ball	2	1	1	0	—	—	0	12
Harold Green	2	1	1	0	—	—	0	12
Eric Kattus	2	0	2	0	—	—	0	12
James Francis	1	0	0	1	—	—	1	8
Mike Barber	1	0	1	0	—	—	0	6
Barney Bussey	1	0	0	1	—	—	0	6
Stanford Jennings	1	1	0	0	—	—	0	6
Tim McGee	1	0	1	0	—	—	0	6
Mitchell Price	1	0	0	1	—	—	0	6
David Fulcher	0	0	0	0	—	—	1	2
Lee Johnson	0	0	0	0	—	—	0-1	0
BENGALS	44	16	25	3	41-44	17-22	2	360
OPPONENTS	41	15	24	2	40-41	22-29	0	352

Two-point conversions: (NA*).

PASSING	ATT	CMP	YDS	CMP%	YDS/ATT	TD	TD%	INT	INT%	LG	SKD-YDS	RAT
Boomer Esiason	402	224	3031	55.7	7.54	24	6.0	22	5.5	53	31-198	77.0
Erik Wilhelm	19	12	117	63.2	6.16	0	0.0	0	0.0	19	1-2	80.4
Todd Philcox	2	0	0	0.0	0.00	0	0.0	1	50.0	—	2-9	0.0
Lynn James	1	0	0	0.0	0.00	0	0.0	0	0.0	—	0-0	39.6
Lee Johnson	1	1	4	100.0	4.00	1	100.0	0	0.0	4t	0-0	122.9
BENGALS	425	237	3152	55.8	7.42	25	5.9	23	5.4	53	34-209	76.5
OPPONENTS	543	300	3725	55.2	6.86	24	4.4	15	2.8	75	25-205	79.9

RUSHING	ATT	YDS	AVG	LG	TD
James Brooks	195	1004	5.1	56t	5
Harold Green	83	353	4.3	39	1
Ickey Woods	64	268	4.2	32	6
Craig Taylor	51	216	4.2	24	2
Boomer Esiason	49	157	3.2	21	0
Eric Ball	22	72	3.3	15	1
Stanford Jennings	12	46	3.8	13	1
Lynn James	1	11	11.0	11	0
Erik Wilhelm	6	6	1.0	4	0
Mike Barber	1	-13	-13.0	-13	0
BENGALS	484	2120	4.4	56t	16
OPPONENTS	442	2085	4.7	88	15

RECEIVING	REC	YDS	AVG	LG	TD
Eddie Brown	44	706	16.0	50t	9
Tim McGee	43	737	17.1	52	1
Rodney Holman	40	596	14.9	53	5
James Brooks	26	269	10.3	35	4
Ickey Woods	20	162	8.1	22	0
Mike Barber	14	196	14.0	28	1
Harold Green	12	90	7.5	22	1
Eric Kattus	11	145	13.2	31	2
Jim Riggs	8	79	9.9	21	0
Kendal Smith	7	45	6.4	11	0
Stanford Jennings	4	23	5.8	13	0
Lynn James	3	36	12.0	16	0
Craig Taylor	3	22	7.3	20	1
Eric Ball	2	46	23.0	48t	1
BENGALS	237	3152	13.3	53	25
OPPONENTS	300	3725	12.4	75	24

INTERCEPTIONS	NO	YDS	AVG	LG	TD
Barney Bussey	4	37	9.3	18	0
David Fulcher	4	20	5.0	18	0
Lewis Billups	3	39	13.0	29	0
Leon White	1	21	21.0	21	0
James Francis	1	17	17.0	17t	1
Carl Zander	1	12	12.0	12	0
Mitchell Price	1	0	0.0	0	0
BENGALS	15	146	9.7	29	1
OPPONENTS	23	233	10.1	30t	1

PUNTING	NO	YDS	AVG	NET	TB	IN-20	LG	BLK.
Lee Johnson	64	2705	42.3	34.3	8	12	70	0
Jim Breech	1	34	34.0	14.0	1	0	34	0
BENGALS	65	2739	42.1	34.0	9	12	70	0
OPPONENTS	63	2634	41.8	36.5	4	19	65	0

PUNT RETURNS	NO	FC	YDS	AVG	LG	TD
Mitchell Price	29	14	251	8.7	66t	1
Kendal Smith	1	0	4	4.0	4	0
BENGALS	30	14	255	8.5	66t	1
OPPONENTS	36	11	352	9.8	79t	1

KICKOFF RETURNS	NO	YDS	AVG	LG	TD
Stanford Jennings	29	584	20.1	33	0
Eric Ball	16	366	22.9	38	0
Mitchell Price	10	191	19.1	33	0
Lynn James	1	43	43.0	43	0
Kendal Smith	2	35	17.5	20	0
Craig Taylor	1	16	16.0	16	0
Mike Barber	1	14	14.0	14	0
Eric Kattus	1	10	10.0	10	0
Jim Riggs	1	7	7.0	7	0
BENGALS	62	1266	20.4	43	0
OPPONENTS	43	945	22.0	64	0

FIELD GOALS	1-19	20-29	30-39	40-49	50+
Jim Breech	0-0	6-6	5-6	6-9	0-0
Lee Johnson	0-0	0-0	0-0	0-0	0-1
BENGALS	0-0	6-6	5-6	6-9	0-1
OPPONENTS	1-1	11-11	7-7	2-7	1-3

Jim Breech: (43G, 42N, 44G, 37G), (—), (46G, 23G), (34G, 26G, 43G), (40G, 44G), (29G), (20G, 21G), (35G), (43N), (21G, 31G), (—), (34N, 46N), (38G), (—), (—), (—).

Lee Johnson: (—), (—), (—), (—), (52N), (—), (—), (—), (—), (—), (—), (—), (—), (—), (—), (—).

Opponents: (33G, 26G), (19G, 44N), (—), (51G), (40G), (22G, 23G), (21G, 41N, 30G), (27G, 52N), (48N), (31G), (51N, 22G, 26G), (32G, 36G, 29G, 48G), (23G, 23G), (39G), (29G, 36G, 42N), (48N).

USUAL STARTERS

OFFENSE	DEFENSE
WR Tim McGee	LDE Skip McClendon
LOT Anthony Munoz	NT Tim Krumie
LG Bruce Reimers	RDE David Grant,
C Bruce Kozerski	Jason Buck
RG Ken Moyer	LOLB Leon White
ROT Joe Walter	LILB Carl Zander
TE Rodney Holman	RILB Kevin Walker
WR Eddie Brown	ROLB James Francis
QB Boomer Esiason	LCB Lewis Billups
HB James Brooks	RCB Carl Carter
FB Harold Green	SS David Fulcher
Ickey Woods	FS Solomon Wilcotts

DEFENSE**	ST	AT	TT	SKS-YDS	INT-YDS	PD	FF	FR-YDS
James Francis	62	14	76	8-65	1-17	6	2	0-0
Kevin Walker	61	14	75	1-6	0-0	0	0	0-0
David Fulcher	53	22	75	1-12	4-20	10	3	0-0
Tim Krumie	45	23	68	2-17	0-0	1	1	1-0
Barney Bussey	48	9	57	2-17	4-37	10	0	1-70
Lewis Billups	43	8	51	0-0	3-39	13	2	2-4
Rod Jones	39	8	47	0-0	0-0	12	0	1-1
Carl Carter	38	9	47	0-0	0-0	11	0	2-0
Carl Zander	37	10	47	0-0	1-12	1	1	2-40
David Grant	36	8	44	1-14	0-0	4	0	1-0
Solomon Wilcotts	33	8	41	0-0	0-0	2	2	1-3
Rickey Dixon	28	6	34	0-0	0-0	6	3	0-0
Leon White	28	6	34	1-4	1-21	4	0	0-0
Skip McClendon	25	3	28	2-17	0-0	2	0	0-0
Natu Tuatagaloa	17	7	24	4.5-32.5	0-0	1	2	2-0
Mike Hammerstein	13	6	19	2-15	0-0	0	0	0-0
Mitchell Price	13	2	15	0-0	1-0	5	0	0-0
Leo Barker	10	2	12	0-0	0-0	1	0	1-0
Eric Thomas	11	0	11	0-0	0-0	2	0	0-0
Jason Buck	7	4	11	0.5-5.5	0-0	1	0	0-0
Bernard Clark	6	4	10	0-0	0-0	0	1	0-0
Craig Ogletree	0	1	1	0-0	0-0	0	0	0-0

SPECIAL TEAMS**	ST	AT	TT	FF	FR-YDS	BP	BFG	BXP
Leo Barker.....	6	2	8	1	0-0	0	0	0
Mitchell Price.....	6	1	7	0	1-0	0	0	0
Kevin Walker.....	4	2	6	0	0-0	0	0	0
James Francis.....	5	0	5	0	0-0	0	0	0
Rod Jones.....	5	0	5	0	0-0	0	0	0
Eric Ball.....	4	1	5	0	0-0	0	0	0
Lynn James.....	4	0	4	0	0-0	0	0	0
Natu Tuatagaloa.....	4	0	4	0	0-0	0	0	0
Ed Brady.....	3	1	4	0	1-0	0	0	0
Barney Bussey.....	2	2	4	0	0-0	0	0	0
Craig Ogletree.....	3	0	3	0	0-0	0	0	0
Carl Carter.....	2	0	2	0	0-0	0	0	0
Rickey Dixon.....	2	0	2	0	0-0	0	0	0
Leon White.....	2	0	2	0	0-0	0	0	0
Solomon Wilcotts.....	2	0	2	0	0-0	0	0	0
Carl Zander.....	2	0	2	0	0-0	0	0	0
Stanford Jennings.....	1	1	2	0	0-0	0	0	0
Mike Barber.....	1	0	1	0	0-0	0	0	0
Lee Johnson.....	1	0	1	0	0-0	0	0	0
Kendal Smith.....	1	0	1	0	0-0	0	0	0
Bernard Clark.....	0	1	1	0	0-0	0	0	0
Craig Taylor.....	0	1	1	0	0-0	0	0	0

1991 STATISTICS

RECORD: 3-13-0

HEAD COACH: SAM WYCHE

DATE	W-L	SCORE	OPPONENT	ATTENDANCE
9-1-91	L	14-45	at Denver	72,855
9-8-91	L	7-30	HOUSTON	56,463
9-15-91	L	13-14	at Cleveland	78,269
9-22-91	L	27-34	WASHINGTON	52,038
9-29-91			— BYE —	
10-6-91	L	7-13	SEATTLE	60,010
10-13-91	L	23-35	at Dallas	63,275
10-21-91	L	16-35	at Buffalo	80,131
10-27-91	L	3-35	at Houston	58,634
11-3-91	W	23-21	CLEVELAND	55,077
11-10-91	L	27-33 (OT)	PITTSBURGH	55,503
11-17-91	L	10-17	at Philadelphia	63,189
11-24-91	L	14-38	L.A. RAIDERS	52,044
12-1-91	W	27-24	N.Y. GIANTS	45,063
12-9-91	L	13-37	at Miami	60,616
12-15-91	L	10-17	at Pittsburgh	35,420
12-22-91	W	29-7	NEW ENGLAND	46,394

TEAM STATISTICS	BENGALS	OPPONENTS
TOTAL FIRST DOWNS	286	308
Rushing	96	100
Passing	162	191
Penalty	28	17
3rd Down: Made-Att.	78-212	86-194
3rd Down Pct.	36.8	44.3
4th Down: Made-Att.	9-20	4-8
4th Down Pct.	45.0	50.0
POSSESSION AVG.	29.14	30.46
TOTAL NET YARDS	4969	5652
Avg. Per Game	310.6	353.3
Total Plays	993	980
Avg. Per Play	5.0	5.8
NET YARDS RUSHING	1811	1662
Avg. Per Game	113.2	103.9
Total Rushes	449	454
NET YARDS PASSING	3158	3990
Avg. Per Game	197.4	249.4
Sacked-Yards Lost	33-255	21-129
Gross Yards	3413	4119
Att.-Completions	511-290	505-303
Completion Pct.	56.8	60.0
Had Intercepted	22	17
PUNTS-AVG.	65-43.5	57-42.0
Net Punting Avg.	34.3	36.4
PENALTIES-YARDS	107-845	94-808
FUMBLES-BALLS LOST	30-20	23-14
TOUCHDOWNS	27	53
Rushing	11	20
Passing	14	26
Returns	2	7

SCORE BY PERIODS	1	2	3	4	OT	PTS
BENGALS	57	71	64	71	0	263
OPPONENTS	68	163	76	122	6	435

SCORING	TD	TD-R	TD-P	TD-Rt	PAT	FG	S	PTS
Jim Breech	0	0	0	0	27-27	23-29	0	96
James Brooks	4	2	2	0	—	—	0	24
Tim McGee	4	0	4	0	—	—	0	24
Ickey Woods	4	4	0	0	—	—	0	24
Eddie Brown	2	0	2	0	—	—	0	12
Harold Green	2	2	0	0	—	—	0	12
Rodney Holman	2	0	2	0	—	—	0	12
Craig Taylor	2	2	0	0	—	—	0	12
Eric Ball	1	1	0	0	—	—	0	6
Mike Barber	1	0	1	0	—	—	0	6
Mike Dingle	1	0	1	0	—	—	0	6
David Fulcher	1	0	0	1	—	—	0	6
Lynn James	1	0	1	0	—	—	0	6
Mitchell Price	1	0	0	1	—	—	0	6
Reggie Rember	1	0	1	0	—	—	0	6
Lee Johnson	0	0	0	0	0-0	1-3	0	3
Alex Gordon	0	0	0	0	—	—	1	2
BENGALS	27	11	14	2	27-27	24-32	1	263
OPPONENTS	53	20	26	7	49-52	22-31	1	435

Two-point conversions: (NA*).

RUSHING	ATT	YDS	AVG	LG	TD
Harold Green	158	731	4.6	75t	2
James Brooks	152	571	3.8	25	2
Craig Taylor	33	153	4.6	34t	2
Ickey Woods	36	97	2.7	12	4
Mike Dingle	21	91	4.3	21	0
Boomer Esiason	24	66	2.8	16	0
Donald Hollas	12	66	5.5	27	0
Eric Ball	10	21	2.1	10	1
Erik Wilhelm	1	9	9.0	9	0
Eddie Brown	1	8	8.0	8	0
Lee Johnson	1	-2	-2.0	-2	0
BENGALS	449	1811	4.0	75t	11
OPPONENTS	454	1662	3.7	43	20

RECEIVING	REC	YDS	AVG	LG	TD
Eddie Brown	59	827	14.0	53	2
Tim McGee	51	802	15.7	52t	4
James Brooks	40	348	8.7	40	2
Rodney Holman	31	445	14.4	39	2
Mike Barber	23	255	11.1	42t	1
Craig Taylor	21	122	5.8	16	0
Harold Green	16	136	8.5	18	0
Eric Kallus	12	136	11.3	24	0
Reggie Rember	9	117	13.0	23t	1
Lynn James	7	103	14.7	22	1
Ickey Woods	6	36	6.0	16	0
Mike Dingle	5	23	4.6	12	1
Jim Riggs	4	14	3.5	7	0
Shane Garrett	3	32	10.7	13	0
Eric Ball	3	17	5.7	9	0
BENGALS	290	3413	11.8	53	14
OPPONENTS	303	4119	13.6	74t	26

INTERCEPTIONS	NO	YDS	AVG	LG	TD
David Fulcher	4	51	12.8	27t	1
Eric Thomas	3	0	0.0	0	0
Rickey Dixon	2	62	31.0	47	0
Barney Bussey	2	18	9.0	18	0
Leo Barker	1	29	29.0	29	0
Alonzo Miltz	1	8	8.0	8	0
Richard Fain	1	1	1.0	1	0
James Francis	1	0	0.0	0	0
David Grant	1	0	0.0	0	0
Mitchell Price	1	0	0.0	0	0
BENGALS	17	169	9.9	47	1
OPPONENTS	22	331	15.0	52t	3

PUNTING	NO	YDS	AVG	NET	TB	IN-20	LG	BLK.
Lee Johnson	64	2795	43.7	34.7	6	15	62	0
Jim Breech	1	33	33.0	13.0	1	0	33	0
BENGALS	65	2828	43.5	34.3	7	15	62	0
OPPONENTS	57	2394	42.0	36.4	2	14	59	0

PUNT RETURNS	NO	FC	YDS	AVG	LG	TD
Mitchell Price	14	6	203	14.5	78t	1
Mike Barber	13	5	70	5.4	15	0
Shane Garrett	1	0	7	7.0	7	0
Lynn James	1	0	0	0.0	0	0
BENGALS	29	11	280	9.7	78t	1
OPPONENTS	38	7	456	12.0	75t	2

KICKOFF RETURNS	NO	YDS	AVG	LG	TD
Eric Ball	13	262	20.2	24	0
Shane Garrett	13	214	16.5	24	0
James Brooks	11	190	17.3	35	0
Mike Dingle	7	176	25.1	63	0
Lynn James	8	143	17.9	26	0
Mitchell Price	5	91	18.2	22	0
Harold Green	4	66	16.5	20	0
Joe King	3	34	11.3	17	0
Jim Riggs	2	28	14.0	15	0
Rodney Holman	1	15	15.0	15	0
Mike Barber	1	7	7.0	7	0
Eric Thomas	1	-1	-1.0	-1	0
BENGALS	69	1225	17.8	63	0
OPPONENTS	38	741	19.5	34	0

FIELD GOALS	1-19	20-29	30-39	40-49	50+
Jim Breech	0-0	9-10	8-10	5-6	1-3
Lee Johnson	0-0	0-0	0-0	0-0	1-3
BENGALS	0-0	9-10	8-10	5-6	2-6
OPPONENTS	2-2	4-4	9-13	6-11	1-1

Jim Breech: (—), (33N), (21G, 36G), (46G, 25G), (—), (45G, 24G, 26G), (32G, 42G), (50N, 20G), (23G, 38G, 38G), (29G, 47G), (38G), (—), (35G, 35G), (39N, 27G, 50G), (50N, 39G, 48N, 26N), (49G, 25G).

Lee Johnson: (—), (—), (—), (—), (—), (—), (53G), (—), (—), (—), (—), (55N), (—), (52N), (—), (—).

Opponents: (30N, 42N, 19G), (19G, 21G, 37G), (30G, 42G, 38G, 45G), (40G, 26G), (45N, 36G, 31G), (—), (—), (33G, 45N), (47N, 34N), (44G, 46G, 37N), (42N, 37G), (29G), (37G), (50G, 22G, 36G), (47G, 39N), (—).

PASSING	ATT	CMP	YDS	CMP%	YDS/ATT	TD	TD%	INT	INT%	LG	SKD-YDS	RAT
Boomer Esiason	413	233	2883	56.4	6.98	13	3.1	16	3.9	53	25-190	72.5
Donald Hollas	55	32	310	58.2	5.64	1	1.8	4	7.3	23t	7-57	49.8
Erik Wilhelm	42	24	217	57.1	5.17	0	0.0	2	4.8	29	1-8	51.4
Lee Johnson	1	1	3	100.0	3.00	0	0.0	0	0.0	3	0-0	79.2
BENGALS	511	290	3413	56.8	6.68	14	2.7	22	4.3	53	33-255	68.4
OPPONENTS	505	303	4119	60.0	8.16	26	5.1	17	3.4	74t	21-129	89.2

USUAL STARTERS

OFFENSE	DEFENSE
WR Tim McGee	LDE Alonzo Miltz
LOT Anthony Munoz	NT Tim Krumrie
LG Bruce Reimers	RDE David Grant
C Bruce Kozerski	LOLB James Francis
RG Paul Jetton	LILB Leo Barker
Ken Moyer	RILB Carl Zander
ROT Joe Walter	ROLB Alfred Williams
TE Rodney Holman	LCB Wayne Haddix
WR Eddie Brown	RCB Lewis Billups
QB Boomer Esiason	SS David Fulcher
RB James Brooks	FS Rickey Dixon
RB Harold Green	Barney Bussey

DEFENSE**	ST	AT	TT	SKS-YDS	INT-YDS	PD	FF	FR-YDS
David Fulcher	68	27	95	0-0	4-51	9	4	3-12
Tim Krumrie	56	12	68	4-26	0-0	1	1	1-0
James Francis	50	18	68	3-21	1-0	7	0	1-0
Rickey Dixon	58	7	65	0-0	2-62	8	1	0-0
Eric Thomas	51	5	56	0-0	3-0	18	0	1-0
Leo Barker	44	11	55	0-0	1-29	1	0	0-0
Alonzo Miltz	40	8	48	0-0	1-8	2	0	1-0
Carl Zander	37	10	47	0-0	0-0	1	2	1-0
Alfred Williams	36	4	40	3-16	0-0	3	1	2-24
Barney Bussey	31	8	39	0-0	2-18	3	0	1-0
David Grant	33	4	37	2-14	1-0	1	0	0-0
Lewis Billups	32	3	35	1-9	0-0	6	0	1-7
Mitchell Price	16	1	17	0-0	1-0	4	0	1-0
Kevin Walker	15	2	17	1-5	0-0	0	0	0-0
Natu Tuatagaloa	14	1	15	2-8	0-0	1	1	0-0
Lamar Rogers	10	4	14	0-0	0-0	1	0	0-0
Wayne Haddix	12	1	13	0-0	0-0	7	0	0-0
Richard Fain	8	2	10	0-0	1-1	3	0	0-0
Leon White	8	2	10	0-0	0-0	0	0	0-0
Rod Jones	9	0	9	0-0	0-0	3	0	0-0
Alex Gordon	6	2	8	2-8	0-0	0	0	0-0
Bernard Clark	5	3	8	0-0	0-0	0	0	0-0
Skip McClendon	5	1	6	0-0	0-0	0	0	0-0
Fernandus Vinson	4	2	6	0-0	0-0	2	0	0-0
Antoine Bennett	3	0	3	0-0	0-0	1	0	0-0
Daniel Stubbs	3	0	3	3-22	0-0	0	1	0-0
Joe King	2	1	3	0-0	0-0	0	0	0-0
Ed Brady	0	1	1	0-0	0-0	0	0	0-0
Rod Saddler	0	1	1	0-0	0-0	0	0	0-0

SPECIAL TEAMS**	ST	AT	TT	FF	FR-YDS	BP	BFG	BXP
Ed Brady	11	1	12	0	0-0	0	0	0
Alex Gordon	5	3	8	0	1-0	0	0	0
Leo Barker	6	0	6	0	0-0	0	0	0
Leon White	6	0	6	0	0-0	0	0	0
Bernard Clark	5	0	5	0	0-0	0	0	0
Reggie Rembert	4	1	5	0	0-0	0	0	0
Fernandus Vinson	4	0	4	0	0-0	0	0	0
Lynn James	3	1	4	0	0-0	0	0	0
Mike Barber	3	0	3	0	0-0	0	0	0
Richard Fair	3	0	3	0	0-0	0	0	0
Mitchell Price	3	0	3	0	0-0	0	0	0
Barney Bussey	2	0	2	0	0-0	0	0	0
Rickey Dixon	2	0	2	0	0-0	0	0	0
Joe King	2	0	2	0	0-0	0	0	0
Eric Ball	1	0	1	0	0-0	0	0	0
Lewis Billups	1	0	1	0	0-0	0	0	0
Wayne Haddix	1	0	1	0	0-0	0	0	0
Donald Hollas	1	0	1	0	0-0	0	0	0
Rod Jones	1	0	1	0	0-0	0	0	0
Natu Tuatagaloa	1	0	1	0	0-0	0	0	0
Kevin Walker	1	0	1	0	0-0	0	0	0
Carl Zander	1	0	1	0	0-0	0	0	0
Mike Dingle	0	1	1	0	0-0	0	0	0
Eric Thomas	0	0	0	0	0-0	0	3	0
Rod Saddler	0	0	0	0	0-0	0	0	0

RECORD: 5-11-0

PASSING	ATT	CMP	YDS	CMP%	YDS/ATT	TD	TD%	INT	INT%	LG	SKD-YDS	RAT
Boomer Esiason	278	144	1407	51.8	5.06	11	4.0	15	5.4	38	19-150	57.0
David Klingler	98	47	530	48.0	5.41	3	3.1	2	2.0	83t	18-146	66.3
Donald Hollas	58	35	335	60.3	5.78	2	3.4	0	0.0	24t	8-45	87.9
Jim Breech	1	1	12	100.0	12.00	0	0.0	0	0.0	12	0-0	116.7
BENGALS	435	227	2284	52.2	5.25	16	3.7	17	3.9	83t	45-341	63.4
OPPONENTS	489	288	3620	58.9	7.40	24	4.9	16	3.3	47	45-294	84.7

Opponents: (40G), (52N, 27B, 59N), (32N, 37G, 47N), (—), (39G), (21G, 45N, 27G), (27G, 47N), (39G), (47N, 52N), (27N, 42G, 36N), (35G, 27G, 20G, 29G), (49N), (34G, 30G, 27G), (21G, 48G), (27G), (—).

MISCELLANEOUS DEFENSE**	ST	AT	TT	FF	FR-YDS
Harold Green.....	3	0	3	0	0-0
Carl Pickens.....	3	0	3	0	0-0
Rodney Holman.....	2	0	2	0	0-0
Boomer Eslason.....	1	0	1	0	0-0
Bruce Kozerski.....	1	0	1	0	0-0
Tim McGee.....	1	0	1	0	0-0
Jeff Query.....	1	0	1	0	0-0

**** NOTE:** All defensive statistics above are press box statistics produced at the games.

1993 STATISTICS

RECORD: 3-13-0

HEAD COACH: DAVE SHULA

DATE	W-L	SCORE	OPPONENT	ATTENDANCE
9-5-93	L	14-27	at Cleveland	75,508
9-12-93	L	6-9	INDIANAPOLIS	50,299
9-19-93	L	7-34	at Pittsburgh	53,682
9-26-93	L	10-19	SEATTLE	46,880
10-3-93			— BYE —	
10-10-93	L	15-17	at Kansas City	75,394
10-17-93	L	17-28	CLEVELAND	55,647
10-24-93	L	12-28	at Houston	50,039
10-31-93			— BYE —	
11-7-93	L	16-24	PITTSBURGH	51,202
11-14-93	L	3-38	HOUSTON	42,347
11-21-93	L	12-17	at N.Y. Jets	64,264
11-28-93	W	16-10	L.A. RAIDERS	43,272
12-5-93	L	8-21	at San Francisco	60,039
12-12-93	L	2-7	at New England	29,794
12-19-93	W	15-3	L.A. RAMS	36,612
12-26-93	W	21-17	ATLANTA	27,014
1-2-94	L	13-20	at New Orleans	58,036

TEAM STATISTICS	BENGALS	OPPONENTS
TOTAL FIRST DOWNS	239	306
Rushing	89	134
Passing	133	159
Penalty	17	13
3rd Down: Made-Att	80-232	85-212
3rd Down Pct.	34.5	40.1
4th Down: Made-Att	10-26	7-11
4th Down Pct.	38.5	63.6
POSSESSION AVG.	28:58	31:02
TOTAL NET YARDS	4052	5018
Avg. Per Game	253.3	313.6
Total Plays	986	1000
Avg. Per Play	4.1	5.0
NET YARDS RUSHING	1511	2220
Avg. Per Game	94.4	138.8
Total Rushes	423	521
NET YARDS PASSING	2541	2798
Avg. Per Game	158.8	174.9
Sacked-Yards Lost	53-289	22-154
Gross Yards	2830	2952
Att.-Completions	510-272	457-251
Completion Pct.	53.3	54.9
Had Intercepted	11	12
PUNTS-AVG.	90-43.9	74-42.2
Net Punting Avg.	36.6	36.2
PENALTIES-YARDS	105-773	73-567
FUMBLES-BALLS LOST	24-9	22-14
TOUCHDOWNS	16	37
Rushing	3	15
Passing	11	20
Returns	2	2

SCORE BY PERIODS	1	2	3	4	OT	PTS
BENGALS	41	74	18	54	0	187
OPPONENTS	42	119	63	95	0	319

SCORING	TD	TD-R	TD-P	TD-Rt	PAT	FG	S	PTS
Doug Pelfrey	0	0	0	0	13-16	24-31	0	85
Carl Pickens	6	0	6	0	—	—	0	36
Jeff Query	4	0	4	0	—	—	0	24
Eric Ball	1	1	0	0	—	—	0	6
Mike Brim	1	0	0	1	—	—	0	6
Derrick Fenner	1	1	0	0	—	—	0	6
Ostell Miles	1	1	0	0	—	—	0	6
Craig Thompson	1	0	1	0	—	—	0	6
Darryll Williams	1	0	0	1	—	—	0	6
Alfred Williams	0	0	0	0	—	—	1	2
(team)	—	—	—	—	—	—	2	4
BENGALS	16	3	11	2	13-16	24-31	3	187
OPPONENTS	37	15	20	2	37-37	20-28	0	319

Two-point conversions: (NA*).

RUSHING	ATT	YDS	AVG	LG	TD
Harold Green	215	589	2.7	25	0
Derrick Fenner	121	482	4.0	26	1
David Klingler	41	282	6.9	29	0
Ostell Miles	22	56	2.5	15	1
Jay Schroeder	10	41	4.1	20	0
Eric Ball	8	37	4.6	18	1
Jeff Query	2	13	6.5	8	0
Patrick Robinson	1	6	6.0	6	0
Ryan Benjamin	3	5	1.7	2	0
BENGALS	423	1511	3.6	29	3
OPPONENTS	521	2220	4.3	38t	15

RECEIVING	REC	YDS	AVG	LG	TD
Jeff Query	56	654	11.7	51	4
Derrick Fenner	48	427	8.9	40	0
Tony McGee	44	525	11.9	37	0
Carl Pickens	43	565	13.1	36	6
Harold Green	22	115	5.2	16	0
Craig Thompson	17	87	5.1	10	1
Reggie Rembert	8	101	12.6	21	0
Patrick Robinson	8	72	9.0	14	0
Ostell Miles	6	89	14.8	27	0
Wesley Carroll	6	81	13.5	28	0
David Frisch	6	43	7.2	12	0
Eric Ball	4	39	9.8	24	0
Jeff Thomason	2	8	4.0	5	0
Ryan Benjamin	1	16	16.0	16	0
Milt Stegall	1	8	8.0	8	0
BENGALS	272	2830	10.4	51	11
OPPONENTS	251	2952	11.8	71t	20

INTERCEPTIONS	NO	YDS	AVG	LG	TD
Mike Brim	3	74	24.7	30	1
Darryll Williams	2	126	63.0	97t	1
Sheldon White	2	19	9.5	14	0
James Francis	2	12	6.0	12	0
Alan Grant	1	17	17.0	17	0
Rod Jones	1	0	0.0	0	0
Steve Tovar	1	0	0.0	0	0
Leonard Wheeler	0	^24	—	24	0
BENGALS	12	272	22.7	97t	2
OPPONENTS	11	49	4.5	30	0

*Lateral.

PUNTING	NO	YDS	AVG	NET	TB	IN-20	LG	BLK.
Lee Johnson	90	3954	43.9	36.6	12	24	60	0
BENGALS	90	3954	43.9	36.6	12	24	60	0
OPPONENTS	74	3123	42.2	36.2	6	20	72	1

PUNT RETURNS	NO	FC	YDS	AVG	LG	TD
Patrick Robinson	43	6	305	7.1	36	0
Carl Pickens	4	2	16	4.0	9	0
Marcello Simmons	1	0	0	0.0	0	0
BENGALS	48	8	321	6.7	36	0
OPPONENTS	47	13	416	8.9	39	0

KICKOFF RETURNS	NO	YDS	AVG	LG	TD
Patrick Robinson	30	567	18.9	42	0
Eric Ball	23	501	21.8	45	0
Ryan Benjamin	4	78	19.5	24	0
Ostell Miles	4	65	16.3	24	0
Eric Shaw	0f	0	—	—	0
BENGALS	61	1211	19.9	45	0
OPPONENTS	38	831	21.9	66	0

FIELD GOALS	1-19	20-29	30-39	40-49	50+
Doug Pelfrey	0-0	8-8	6-10	8-10	2-3
BENGALS	0-0	8-8	6-10	8-10	2-3
OPPONENTS	0-0	3-5	11-13	5-8	1-2

Doug Pelfrey: (—), (35G, 23G, 35N), (44N), (34N, 38N, 23G), (23G, 24G, 42G, 47G, 34G), (49G), (53G, 50G), (32G), (46G), (28G), (45G, 33N, 34G, 44G), (48G, 39G), (—), (43G, 44N, 28G, 52N, 25G), (—), (22G, 31G).

Opponents: (28G, 34G), (53G, 31G, 39N, 42G), (33G, 34G), (32G, 35G, 23G, 35G), (37G), (—), (—), (23G), (39G), (42G), (41N, 44N, 31N, 48N, 34G), (—), (27N), (26N, 32G), (49G), (54N, 43G, 49G).

PASSING	ATT	CMP	YDS	CMP%	YDS/ATT	TD	TD%	INT	INT%	LG	SKD-YDS	RAT
David Klingler	343	190	1935	55.4	5.64	6	1.7	9	2.6	51	40-202	66.6
Jay Schroeder	159	78	832	49.1	5.23	5	3.1	2	1.3	37	13-87	70.0
Erik Wilhelm	6	4	63	66.7	10.50	0	0.0	0	0.0	27	0-0	101.4
Lee Johnson	1	0	0	0.0	0.00	0	0.0	0	0.0	—	0-0	39.6
Carl Pickens	1	0	0	0.0	0.00	0	0.0	0	0.0	—	0-0	39.6
BENGALS	510	272	2830	53.3	5.55	11	2.2	11	2.2	51	53-289	67.9
OPPONENTS	457	251	2952	54.9	6.46	20	4.4	12	2.6	71t	22-154	78.4

USUAL STARTERS

OFFENSE	DEFENSE
WR Jeff Query	LDE John Copeland
LOT Tom Scott	NT Tim Krumie
LG Ken Moyer	RDE George Hinkle
C Bruce Kozerski	LOLB James Francis
RG Tom Rayam	LILB Eric Shaw
ROT Joe Waller	Steve Tovar
TE Tony McGee	RILB Ricardo McDonald
WR Carl Pickens	ROLB Alfred Williams
QB David Klingler	LCB Mike Brim
HB Harold Green	RCB Rod Jones
FB Derrick Fenner	SS Lance Gunn
	FS Darryl Williams

DEFENSE**	ST	AT	TT	SKS-YDS	INT-YDS	PD	FF	FR-YDS
Darryll Williams	95	28	123	2-25	2-126	12	1	1-0
Ricardo McDonald	87	15	102	1-5	0-0	2	1	0-0
Steve Tovar	72	13	85	0-0	1-0	5	0	1-0
Tim Krumie	58	20	78	3-23	0-0	2	1	0-0
Rod Jones	46	7	53	0-0	1-0	10	1	1-0
Mike Brim	41	8	49	0-0	3-74	8	1	1-0
Eric Shaw	38	11	49	0-0	0-0	1	0	1-0
John Copeland	43	5	48	3-18	0-0	0	2	0-0
James Francis	35	6	41	2-16	2-12	7	0	1-0
Fernandus Vinson	27	5	32	0-0	0-0	2	1	3-0
Leonard Wheeler	22	7	29	0-0	0-24	1	0	0-0
Alfred Williams	22	7	29	4-28	0-0	3	1	0-0
Lance Gunn	25	3	28	0-0	0-0	5	0	1-0
Alex Gordon	23	3	26	0-0	0-0	2	0	0-0
Daniel Stubbs	20	4	24	5-31	0-0	0	0	1-0
Mike Frier	17	4	21	1-0	0-0	1	0	0-0
George Hinkle	10	6	16	1-8	0-0	1	0	0-0
Alan Grant	11	0	11	0-0	1-17	1	0	0-0
Marcello Simmons	9	0	9	0-0	0-0	5	0	0-0
Ty Parten	5	3	8	0-0	0-0	2	0	0-0
Sheldon White	5	3	8	0-0	2-19	2	0	1-0
Roosevelt Nix	5	0	5	0-0	0-0	1	0	0-0
R.J. Kors	0	2	2	0-0	0-0	0	0	0-0
Ron Carpenter	1	0	1	0-0	0-0	0	0	0-0
Karmeeleah McGill	1	0	1	0-0	0-0	0	0	0-0

SPECIAL TEAMS**	ST	AT	TT	FF	FR-YDS	BP	BFG	BXP
Steve Tovar	11	1	12	0	0-0	0	0	0
Randy Kirk	5	4	9	0	0-0	0	0	0
Eric Ball	7	1	8	0	0-0	0	0	0
Leonard Wheeler	6	1	7	1	1-0	0	0	0
R.J. Kors	5	1	6	0	0-0	0	0	0
Fernandus Vinson	5	1	6	1	0-0	1	0	0
Ricardo McDonald	5	0	5	0	0-0	0	0	0
Milt Stegall	4	1	5	0	0-0	0	0	0
Brad Smith	4	0	4	0	0-0	0	0	0
Ron Carpenter	3	1	4	0	0-0	0	0	0
Alex Gordon	3	1	4	0	0-0	0	0	0
James Francis	3	0	3	0	0-0	0	0	0
Marcello Simmons	3	0	3	0	0-0	0	0	0
Ostell Miles	2	1	3	0	0-0	0	0	0
Eric Shaw	2	1	3	0	0-0	0	0	0
Alan Grant	2	0	2	0	0-0	0	0	0
Lee Johnson	2	0	2	1	0-0	0	0	0
Tony McGee	2	0	2	0	0-0	0	0	0
Karmeeleah McGill	2	0	2	0	0-0	0	0	0
Sheldon White	2	0	2	0	0-0	0	0	0
Darryll Williams	0	2	2	0	1-0	0	0	0
Wesley Carroll	1	0	1	0	0-0	0	0	0
Carl Pickens	1	0	1	0	0-0	0	0	0
Reggie Rembert	1	0	1	0	0-0	0	0	0
Rod Jones	0	1	1	0	0-0	0	0	0
Craig Thompson	0	1	1	0	0-0	0	0	0

MISCELLANEOUS DEFENSE**	ST	AT	TT	FF	FR-YDS
Bruce Kozerski	1	0	1	0	0-0
Patrick Robinson	1	0	1	0	0-0
Milt Stegall.....	1	0	1	0	0-0
Jeff Thomason.....	1	0	1	0	0-0

1994 STATISTICS

RECORD: 3-13-0

HEAD COACH: DAVE SHULA

DATE	W-L	SCORE	OPPONENT	ATTENDANCE
9-4-94	L	20-28	CLEVELAND	52,778
9-11-94	L	10-27	at San Diego	53,217
9-18-94	L	28-31	NEW ENGLAND	46,640
9-25-94	L	13-20	at Houston	44,253
10-2-94	L	7-23	MIAMI	55,056
10-9-94			— BYE —	
10-16-94	L	10-14	at Pittsburgh	55,353
10-23-94	L	13-37	at Cleveland	77,588
10-30-94	L	20-23	DALLAS	57,096
11-6-94	W	20-17 (OT)	at Seattle	46,630
11-13-94	W	34-31	HOUSTON	54,908
11-20-94	L	13-17	INDIANAPOLIS	55,566
11-27-94	L	13-15	at Denver	69,714
12-4-94	L	15-38	PITTSBURGH	53,401
12-11-94	L	20-27	at N.Y. Giants	67,530
12-18-94	L	7-28	at Arizona	50,110
12-24-94	W	33-30	PHILADELPHIA	39,923

TEAM STATISTICS	BENGALS	OPPONENTS
TOTAL FIRST DOWNS.....	267	310
Rushing.....	84	126
Passing.....	158	168
Penalty.....	25	16
3rd Down: Made-Att.....	66-213	92-231
3rd Down Pct.....	31.0	39.8
4th Down: Made-Att.....	12-22	4-8
4th Down Pct.....	54.5	50.0
POSSESSION AVG.....	27:11	32:49
TOTAL NET YARDS.....	4792	5154
Avg. Per Game.....	299.5	322.1
Total Plays.....	990	1053
Avg. Per Play.....	4.8	4.9
NET YARDS RUSHING.....	1556	1906
Avg. Per Game.....	97.3	119.1
Total Rushes.....	404	517
NET YARDS PASSING.....	3236	3248
Avg. Per Game.....	202.3	203.0
Sacked-Yards Lost.....	44-305	31-210
Gross Yards.....	3541	3458
Att.-Completions.....	542-289	505-294
Completion Pct.....	53.3	58.2
Had Intercepted.....	19	10
PUNTS-AVG.....	80-43.3	87-40.6
Net Punting Avg.....	35.3	34.4
PENALTIES-YARDS.....	90-618	99-861
FUMBLES-BALLS LOST.....	31-22	26-8
TOUCHDOWNS.....	27	45
Rushing.....	5	16
Passing.....	21	22
Returns.....	1	7

SCORE BY PERIODS	1	2	3	4	OT	PTS
BENGALS.....	58	66	53	96	3	276
OPPONENTS.....	85	149	79	93	0	406

SCORING	TD	TD-R	TD-P	TD-Rt	K-PAT	FG	S	PTS
Doug Pelfrey.....	0	0	0	0	24-25	28-33	0	108
Carl Pickens.....	11	0	11	0	—	—	0	66
Darnay Scott.....	5	0	5	0	—	—	0	30
Steve Broussard.....	2	2	0	0	—	—	0	14
Derrick Fenner.....	2	1	1	0	—	—	0	12
Harold Green.....	2	1	1	0	—	—	0	12
Jeff Blake.....	1	1	0	0	—	—	0	8
Jeff Cothran.....	1	0	1	0	—	—	0	6
Tim McGee.....	1	0	1	0	—	—	0	6
Tony McGee.....	1	0	1	0	—	—	0	6
Corey Sawyer.....	1	0	0	1	—	—	0	6
Alfred Williams.....	0	0	0	0	—	—	1	2
BENGALS.....	27	5	21	1	24-25	28-33	1	276
OPPONENTS.....	45	16	22	7	41-41	31-35	0	406

Two-point conversions: Jeff Blake, Steve Broussard.
BENGALS 2-2, OPPONENTS 1-4.

PASSING	ATT	CMP	YDS	CMP%	YDS/ATT	TD	TD%	INT	INT%	LG	SKD-YDS	RAT
Jeff Blake.....	306	156	2154	51.0	7.04	14	4.6	9	2.9	76	19-120	76.9
David Klingler.....	231	131	1327	56.7	5.74	6	2.6	9	3.9	56	24-165	65.7
Donald Hollas.....	2	0	0	0.0	0.00	0	0.0	1	50.0	—	1-20	0.0
Steve Broussard.....	1	0	0	0.0	0.00	0	0.0	0	0.0	—	0-0	39.6
Lee Johnson.....	1	1	7	100.0	7.00	1	100.0	0	0.0	71	0-0	135.4
Darnay Scott.....	1	1	53	100.0	53.00	0	0.0	0	0.0	53	0-0	118.8
BENGALS.....	542	289	3541	53.3	6.53	21	3.9	19	3.5	76	44-305	72.0
OPPONENTS.....	505	294	3458	58.2	6.85	22	4.4	10	2.0	81	31-210	85.4

RUSHING	ATT	YDS	AVG	LG	TD
Derrick Fenner.....	141	468	3.3	21	1
Steve Broussard.....	94	403	4.3	371	2
Harold Green.....	76	223	2.9	22	1
Jeff Blake.....	37	204	5.5	16	1
Darnay Scott.....	10	106	10.6	23	0
Jeff Cothran.....	26	85	3.3	13	0
David Klingler.....	17	85	5.0	15	0
Eric Ball.....	2	0	0.0	1	0
Tim McGee.....	1	-18	-18.0	-18	0
BENGALS.....	404	1556	3.9	371	5
OPPONENTS.....	517	1906	3.7	40	16

RECEIVING	REC	YDS	AVG	LG	TD
Carl Pickens.....	71	1127	15.9	701	11
Darnay Scott.....	46	866	18.8	76	5
Tony McGee.....	40	492	12.3	54	1
Derrick Fenner.....	36	276	7.7	29	1
Steve Broussard.....	34	218	6.4	25	0
Harold Green.....	27	267	9.9	34	1
Tim McGee.....	13	175	13.5	25	1
Troy Sadowski.....	11	54	4.9	11	0
Jeff Query.....	5	44	8.8	14	0
Jeff Cothran.....	4	24	6.0	8	1
Eric Ball.....	1	4	4.0	4	0
David Klingler.....	1	-6	-6.0	-6	0
BENGALS.....	289	3541	12.3	76	21
OPPONENTS.....	294	3458	11.8	81	22

INTERCEPTIONS	NO	YDS	AVG	LG	TD
Louis Oliver.....	3	36	12.0	19	0
Mike Brim.....	2	72	36.0	49	0
Darryl Williams.....	2	45	22.5	33	0
Corey Sawyer.....	2	0	0.0	0	0
Steve Tovar.....	1	14	14.0	14	0
BENGALS.....	10	167	16.7	49	0
OPPONENTS.....	19	176	9.3	41	2

PUNTING	NO	YDS	AVG	NET	TB	IN-20	LG	BLK.
Lee Johnson.....	79	3461	43.8	35.3	9	19	64	1
BENGALS.....	80	3461	43.3	35.3	9	19	64	1
OPPONENTS.....	87	3528	40.6	34.4	8	30	60	1

PUNT RETURNS	NO	FC	YDS	AVG	LG	TD
Corey Sawyer.....	26	16	307	11.8	821	1
Carl Pickens.....	9	2	62	6.9	16	0
Roger Jones.....	1	0	0	0.0	0	0
Darryl Williams.....	1	0	4	4.0	4	0
BENGALS.....	37	18	373	10.1	821	1
OPPONENTS.....	43	12	459	10.7	921	2

KICKOFF RETURNS	NO	YDS	AVG	LG	TD
Eric Ball.....	42	915	21.8	43	0
Darnay Scott.....	15	342	22.8	34	0
Adrian Hardy.....	8	185	23.1	42	0
Steve Broussard.....	7	115	16.4	24	0
Harold Green.....	5	113	22.6	31	0
Jeff Hill.....	4	97	24.3	40	0
Milt Stegall.....	1	16	16.0	16	0
Corey Sawyer.....	1	14	14.0	14	0
Steve Tovar.....	1	8	8.0	8	0
Tony McGee.....	1	4	4.0	4	0
Eric Shaw.....	1	1	1.0	1	0
BENGALS.....	86	1810	21.0	43	0
OPPONENTS.....	61	1408	23.1	941	2

FIELD GOALS	1-19	20-29	30-39	40-49	50+
Doug Pelfrey.....	1-1	8-8	8-10	9-10	2-4
BENGALS.....	1-1	8-8	8-10	9-10	2-4
OPPONENTS.....	1-1	10-10	14-15	5-7	1-2

Doug Pelfrey: (38G, 49G), (19G), (—), (21G, 49G), (47N), (47G), (36G, 49G, 50N), (22G, 33G), (36G, 44G, 36G, 47G, 28G, 26G), (50G, 40G), (29G, 46G, 34N), (43G, 32G, 51N), (—), (33N, 38G, 23G), (—), (28G, 36G, 22G, 54G).

Opponents: (19G, 22G), (37G, 20G), (43G, 24G, 28G, 35G), (45G, 24G), (28G, 27G, 32G), (—), (45G, 27G, 35G), (38N, 37G, 43G, 38G), (23G), (34G), (35G), (34G, 33G, 45N, 37G, 44N), (41G), (52G, 33G), (51N), (36G, 23G, 35G).

USUAL STARTERS

OFFENSE		DEFENSE	
WR	Carl Pickens	LDE	John Copeland
LOT	Kevin Sargent	LDT	Keith Rucker
LG	Dave Cadigan	RDT	Dan Wilkinson
C	Darrick Briz	RDE	Alfred Williams
RG	Ken Moyer	LLB	James Francis
ROT	Bruce Kozerski	MLB	Steve Tovar
TE	Tony McGee	RLB	Ricardo McDonald
WR	Darnay Scott	LCB	Mike Brim
QB	Jeff Blake	RCB	Rod Jones
HB	Harold Green	SS	Louis Oliver
FB	Derrick Fenner	FS	Darryl Williams

DEFENSE*	ST	AT	TT	SKS-YDS	INT-YDS	PD	FF	FR-YDS
Steve Tovar.....	95	27	122	3-23	1-14	3	3	2-0
Darryl Williams.....	87	15	102	1-7	2-45	8	2	2-0
James Francis.....	88	13	101	4.5-35	0-0	6	3	0-0
Rod Jones.....	67	8	75	0-0	0-0	8	0	0-0
Louis Oliver.....	53	10	63	1-1	3-36	10	1	0-0
Keith Rucker.....	52	6	58	2-12	0-0	2	1	0-0
Mike Brim.....	44	4	48	0-0	2-72	15	0	1-1
Alfred Williams.....	40	8	48	9.5-62	0-0	1	1	1-0
Tim Krumie.....	38	9	47	1-8	0-0	1	0	0-0
Ricardo McDonald.....	30	15	45	1-3	0-0	0	1	0-0
Dan Wilkinson.....	37	7	44	5.5-37	0-0	1	0	0-0
John Copeland.....	36	5	41	1-6	0-0	1	1	0-0
Fernandus Vinson.....	29	5	34	0-0	0-0	0	1	0-0
Corey Sawyer.....	26	5	31	0-0	2-0	13	0	1-0
Ty Parten.....	16	4	20	0-0	0-0	2	0	0-0
Santo Stephens.....	9	4	13	0-0	0-0	1	0	0-0
Roger Jones.....	5	2	7	1.5-16	0-0	0	0	0-0
David Braxton.....	3	2	5	0-0	0-0	0	0	0-0
Brett Wallerstedt.....	3	2	5	0-0	0-0	0	0	0-0
John Johnson.....	3	1	4	0-0	0-0	0	0	0-0
Artie Smith.....	2	0	2	0-0	0-0	0	0	0-0
Kimo von Oelhoffen.....	2	0	2	0-0	0-0	0	0	0-0
Eric Shaw.....	1	1	2	0-0	0-0	0	0	0-0
Bracey Walker.....	1	1	2	0-0	0-0	1	0	0-0
Ramondo Stallings.....	1	0	1	0-0	0-0	0	0	0-0

SPECIAL TEAMS*	ST	AT	TT	FF	FR-YDS	BP	BFG	BXP
Jeff Cothran.....	10	2	12	0	0-0	0	0	0
Adrian Hardy.....	10	2	12	0	1-0	1	0	0
Eric Ball.....	9	3	12	0	0-0	0	0	0
Roger Jones.....	11	0	11	1	0-0	0	0	0
Santo Stephens.....	8	1	9	0	0-0	0	0	0
Brett Wallerstedt.....	8	0	8	0	0-0	0	0	0
Greg Truitt.....	4	2	6	0	0-0	0	0	0
David Braxton.....	5	0	5	0	0-0	0	0	0
Steve Tovar.....	5	0	5	0	0-0	0	0	0
Kevin Jefferson.....	4	1	5	0	0-0	0	0	0
Corey Sawyer.....	4	0	4	0	0-0	0	0	0
Fernandus Vinson.....	4	0	4	0	0-0	0	0	0
John Johnson.....	3	0	3	0	0-0	0	0	0
Darryl Williams.....	3	0	3	0	0-0	0	0	0
Ricardo McDonald.....	1	2	3	0	0-0	0	0	0
Lee Johnson.....	2	0	2	0	0-0	0	0	0
Forey Duckett.....	1	0	1	0	0-0	0	0	0
Ty Parten.....	1	0	1	0	0-0	0	0	0
Troy Sadowski.....	1	0	1	0	0-0	0	0	0
Bracey Walker.....	1	0	1	0	0-0	0	0	

1995 STATISTICS

RECORD: 7-9-0

HEAD COACH: DAVE SHULA

DATE	W-L	SCORE	OPPONENT	ATTENDANCE
9-3-95	W	24-21 (OT)	at Indianapolis	42,445
9-10-95	W	24-17	JACKSONVILLE	48,318
9-17-95	L	21-24	at Seattle	39,492
9-24-95	L	28-38	HOUSTON	46,332
10-1-95	L	23-26	MIAMI	52,671
10-8-95	L	16-19	at Tampa Bay	41,732
10-15-95		— BYE —		
10-19-95	W	27-9	at Pittsburgh	56,684
10-29-95	L	26-29 (OT)	CLEVELAND	58,639
11-5-95	L	17-20	OAKLAND	51,265
11-12-95	W	32-25	at Houston	32,998
11-19-95	L	31-49	PITTSBURGH	54,636
11-26-95	W	17-13	at Jacksonville	68,249
12-3-95	L	10-24	at Green Bay	60,318
12-10-95	W	16-10	CHICAGO	38,642
12-17-95	L	10-26	at Cleveland	55,875
12-24-95	W	27-24	MINNESOTA	34,568

TEAM STATISTICS	BENGALS	OPPONENTS
TOTAL FIRST DOWNS	288	355
Rushing	76	117
Passing	184	215
Penalty	28	23
3rd Down: Made-Att	72-205	107-243
3rd Down Pct.	35.1	44.0
4th Down: Made-Att	10-19	8-15
4th Down Pct.	52.6	53.3
POSSESSION AVG.	26:57	33:03
TOTAL NET YARDS	5192	6349
Avg. Per Game	324.5	396.8
Total Plays	975	1127
Avg. Per Play	5.3	5.6
NET YARDS RUSHING	1439	2104
Avg. Per Game	89.9	131.5
Total Rushes	483	364
NET YARDS PASSING	3753	4245
Avg. Per Game	234.6	265.3
Sacked-Yards Lost	25-162	42-267
Gross Yards	3915	4512
Att.-Completions	586-334	602-364
Completion Pct.	57.0	60.5
Had Intercepted	18	12
PUNTS-AVG.	70-41.6	64-38.4
Net Punting Avg.	38.3	33.3
PENALTIES-YARDS	103-835	116-1143
FUMBLES-BALLS LOST	23-14	27-12
TOUCHDOWNS	37	37
Rushing	7	10
Passing	29	25
Returns	1	2

SCORE BY PERIODS	1	2	3	4	OT	PTS
BENGALS	52	99	93	102	3	349
OPPONENTS	70	131	56	114	3	374

SCORING	TD	TD-R	TD-P	TD-R	K-PAT	FG	S	PTS
Doug Pelfrey	0	0	0	0	34-34	29-36	0	121
Carl Pickens	17	0	17	0	—	—	0	102
Darnay Scott	5	0	5	0	—	—	0	30
Tony McGee	4	0	4	0	—	—	0	24
Eric Bieniemy	3	3	0	0	—	—	0	18
Harold Green	3	2	1	0	—	—	0	18
Jeff Blake	2	2	0	0	—	—	0	14
David Dunn	1	0	1	0	—	—	0	6
Roger Jones	1	0	0	1	—	—	0	6
Melvin Tuten	1	0	1	0	—	—	0	6
Darryl Williams	0	0	0	0	—	—	1	2
(team)	—	—	—	—	—	—	1	2
BENGALS	37	7	29	1	34-34	29-36	2	349
OPPONENTS	37	10	25	2	34-34	38-49	0	374

Two-point conversions: Jeff Blake. BENGALS 1-3, OPPONENTS 2-3.

RUSHING	ATT	YDS	AVG	LG	TD
Harold Green	171	661	3.9	23t	2
Eric Bieniemy	98	381	3.9	27	3
Jeff Blake	53	309	5.8	30	2
Jeff Cothran	16	62	3.9	15	0
James Joseph	16	40	2.5	8	0
Darnay Scott	5	11	2.2	9	0
Carl Pickens	1	6	6.0	6	0
Jason Burns	1	1	1.0	1	0
Jeff Hill	1	-3	-3.0	-3	0
David Dunn	1	-13	-13.0	-13	0
Lee Johnson	1	-16	-16.0	-16	0
BENGALS	364	1439	4.0	30	7
OPPONENTS	483	2104	4.4	38	10

RECEIVING	REC	YDS	AVG	LG	TD
Carl Pickens	99	1234	12.5	68t	17
Tony McGee	55	754	13.7	41	4
Darnay Scott	52	821	15.8	88t	5
Eric Bieniemy	43	424	9.9	33	0
Harold Green	27	182	6.7	24	1
James Joseph	20	118	5.9	13	0
David Dunn	17	209	12.3	37	1
Jeff Cothran	8	44	5.5	15	0
Troy Sadowski	5	37	7.4	12	0
Jeff Hill	4	44	11.0	18	0
Derek Ware	2	36	18.0	21	0
Melvin Tuten	2	12	6.0	9	1
BENGALS	334	3915	11.7	88t	29
OPPONENTS	364	4512	12.4	71t	25

INTERCEPTIONS	NO	YDS	AVG	LG	TD
Bracey Walker	4	56	14.0	23	0
Corey Sawyer	2	61	30.5	61	0
Andre Collins	2	3	1.5	3	0
Rod Jones	1	24	24.0	24	0
Roger Jones	1	17	17.0	17t	1
Steve Tovar	1	13	13.0	13	0
Darryl Williams	1	1	1.0	1	0
BENGALS	12	175	14.6	61	1
OPPONENTS	18	307	17.1	74	2

PUNTING	NO	YDS	AVG	NET	TB	IN-20	LG	BLK.
Lee Johnson	68	2861	42.1	38.6	4	26	61	0
Doug Pelfrey	2	52	26.0	26.0	0	0	27	0
BENGALS	70	2913	41.6	38.3	4	26	61	0
OPPONENTS	64	2455	38.4	33.3	11	22	64	1

PUNT RETURNS	NO	FC	YDS	AVG	LG	TD
Corey Sawyer	9	8	58	6.4	21	0
Eric Bieniemy	7	1	47	6.7	10	0
Carl Pickens	5	2	-2	-0.4	4	0
Thomas Bailey	0	1	0	—	—	0
Jeff Query	0	1	0	—	—	0
BENGALS	21	13	103	4.9	21	0
OPPONENTS	27	20	154	5.7	19	0

KICKOFF RETURNS	NO	YDS	AVG	LG	TD
David Dunn	50	1092	21.8	45	0
Jeff Hill	17	454	26.7	55	0
Eric Bieniemy	8	168	21.0	34	0
Corey Sawyer	2	50	25.0	28	0
James Joseph	1	17	17.0	17	0
Kimo von Oelhoffen	1	10	10.0	10	0
Andre Collins	1	-3	-3.0	-3	0
BENGALS	80	1788	22.4	62	0
OPPONENTS	65	1475	22.7	64	0

FIELD GOALS	1-19	20-29	30-39	40-49	50+
Doug Pelfrey	0-0	8-9	10-11	10-14	1-2
BENGALS	0-0	8-9	10-11	10-14	1-2
OPPONENTS	1-1	13-14	14-17	8-13	2-4

Doug Pelfrey: (25G, 44G, 32G, 38G, 47G), (42G, 48N), (38N, 49N), (—), (28G, 45N), (34G, 45G, 44G), (31G, 23G), (37G, 63N, 41G), (45G, 28G, 48G), (33G, 49G, 27G), (27G), (31G), (28G), (28G, 37G, 39G, 42N), (30G, 22B), (44G, 51G).

Opponents: (27G, 40G, 42N), (29G), (53N, 38G), (41G), (21G, 46G, 36G, 35G), (25G, 47N, 27G, 45N, 33G, 53G), (39N, 36N, 25G, 28G, 38G), (44G, 25G, 36G, 38G, 28G), (37G, 50N, 46G), (40G, 34G, 34G, 23G), (50G, 26G), (41N, 47B, 36G, 39G), (41G), (27G), (37G, 42G, 19G, 35G), (20G, 38N, 25N).

PASSING	ATT	CMP	YDS	CMP%	YDS/ATT	TD	TD%	INT	INT%	LG	SKD-YDS	RAT
Jeff Blake	567	326	3822	57.5	6.74	28	4.9	17	3.0	88t	24-152	82.1
David Klingler	15	7	88	46.7	5.87	1	6.7	1	6.7	33	1-10	59.9
Eric Bieniemy	2	0	0	0.0	0.00	0	0.0	0	0.0	—	0-0	39.6
Lee Johnson	1	1	5	100.0	5.00	0	0.0	0	0.0	5	0-0	87.5
David Dunn	1	0	0	0.0	0.00	0	0.0	0	0.0	—	0-0	39.6
BENGALS	586	334	3915	57.0	6.68	29	4.9	18	3.1	88t	25-162	81.1
OPPONENTS	602	364	4512	60.5	7.50	25	4.2	12	2.0	71t	42-267	89.2

USUAL STARTERS

OFFENSE	DEFENSE
WR Carl Pickens	LDE John Copeland
LOT Kevin Sargent	LDT Dan Wilkinson
LG Scott Brumfield	RDT Keith Rucker
C Darrick Briz	RDE Artie Smith
RG Bruce Kozerski,	LLB James Francis
Todd Kalis	MLB Steve Tovar
ROT Joe Walter	RLB Ricardo McDonald
TE Tony McGee	LCB Roger Jones
WR Darnay Scott	RCB Corey Sawyer,
QB Jeff Blake	Rod Jones
HB Harold Green	SS Bracey Walker
FB Jeff Cothran	FS Darryl Williams

DEFENSE*	ST	AT	TT	SKS-YDS	INT-YDS	PD	FF	FR-YDS
Steve Tovar	77	22	99	1-1	1-13	5	2	0-0
Darryl Williams	78	20	98	1-9	1-1	10	0	3-0
Roger Jones	75	11	86	2-8	1-17	11	2	0-0
Bracey Walker	60	25	85	0-0	4-56	13	1	2-9
James Francis	55	10	65	3-27	0-0	6	1	0-0
Ricardo McDonald	47	17	64	5-17	0-0	1	1	1-0
Andre Collins	50	12	62	4-30	2-3	6	0	0-0
John Copeland	53	8	61	9-61	0-0	4	2	0-0
Corey Sawyer	49	4	53	2-22	2-61	17	2	0-0
Artie Smith	38	6	44	2-4	0-0	0	2	0-0
Keith Rucker	32	10	42	2-8	0-0	0	1	0-0
Dan Wilkinson	30	10	40	8-48	0-0	1	1	0-0
Rod Jones	38	1	39	0-0	1-24	9	0	1-0
Leonard Wheeler	21	7	28	0-0	0-0	5	0	0-0
Brett Wallerstedt	20	2	22	0-0	0-0	1	0	0-0
Sam Shade	14	2	16	0-0	0-0	1	0	0-0
Ramondo Stallings	14	2	16	1-18	0-0	0	1	1-0
Chris Shelling	15	0	15	0-0	0-0	1	0	0-0
Kimo von Oelhoffen	7	1	8	0-0	0-0	1	0	0-0
Alfred Oglesby	3	1	4	1-3	0-0	0	0	0-0
Adrian Hardy	3	0	3	0-0	0-0	0	0	0-0
Todd Kelly	3	0	3	1-11	0-0	1	0	1-0
Ty Parten	1	2	3	0-0	0-0	0	0	0-0
Mike Brim	2	0	2	0-0	0-0	0	0	0-0
Kevin Jefferson	0	1	1	0-0	0-0	0	0	0-0

SPECIAL TEAMS*	ST	AT	TT	FF	FR-YDS	BP	BFG	BXP
Darryl Williams	10	4	14	0	0-0	1	0	0
Adrian Hardy	9	1	10	0	0-0	0	0	0
James Joseph	8	1	9	0	1-0	0	0	0
Roger Jones	8	0	8	0	0-0	0	0	0
Andre Collins	7	1	8	0	0-0	0	0	0
Kevin Jefferson	4	4	8	0	1-6	0	0	0
David Dunn	6	1	7	0	0-0	0	0	0
Chris Shelling	6	1	7	1	0-0	0	0	0
Leonard Wheeler	6	1	7	1	0-0	0	0	0
Eric Bieniemy	5	1	6	0	1-0	0	0	0
Sam Shade	4	1	5	0	0-0	0	0	0
Brett Wallerstedt	4	0	4	0	0-0	0	0	0
Jeff Hill	3	0	3	0	0-0	0	0	0
Doug Pelfrey	2	0	2	0	0-0	0	0	0
Greg Truitt	1	1	2	0	0-0	0	0	0
Randy Neal	1	0	1	0	0-0	0	0	0
Bracey Walker	1	0	1	0	0-0	0	0	0
Jeff Cothran	0	1	1	0	0-0	0	0	0
John Copeland	0	0	0	0	0-0	0	1	0

MISCELLANEOUS DEFENSE*	ST	AT	TT	FF	FR-YDS
Carl Pickens.....	4	0	4	0	0-0
Darnay Scott.....	2	0	2	0	0-0
Jeff Blake.....	1	0	1	0	0-0
David Dunn.....	1	0	1	0	0-0
Harold Green.....	1	0	1	0	0-0
Jeff Hill.....	1	0	1	0	0-0
James Joseph.....	1	0	1	0	0-0
Melvin Tuten.....	1	0	1	0	0-0
Joe Walter.....	1	0	1	0	0-0

1996 STATISTICS

RECORD: 8-8-0

HEAD COACH: DAVE SHULA (GAMES 1-7; RECORD 1-6),
BRUCE COSLET (GAMES 8-16; RECORD 7-2)

DATE	W-L	SCORE	OPPONENT	ATTENDANCE
9-1-96	L	16-26	at St. Louis	62,659
9-8-96	L	14-27	at San Diego	55,880
9-15-96	W	30-15	NEW ORLEANS	45,412
9-22-96			— BYE —	
9-29-96	L	10-14	DENVER	51,798
10-6-96	L	27-30 (OT)	HOUSTON	44,680
10-13-96	L	10-20	at Pittsburgh	58,875
10-20-96	L	21-28	at San Francisco	63,218
10-27-96	W	28-21	JACKSONVILLE	45,890
11-3-96	W	24-21	at Baltimore	60,743
11-10-96	W	34-24	PITTSBURGH	57,265
11-17-96	L	17-31	at Buffalo	75,549
11-24-96	W	41-31	ATLANTA	44,868
12-1-96	L	27-30	at Jacksonville	57,408
12-8-96	W	21-14	BALTIMORE	43,022
12-15-96	W	21-13	at Houston	15,131
12-22-96	W	31-24	INDIANAPOLIS	49,389

TEAM STATISTICS	BENGALS	OPPONENTS
TOTAL FIRST DOWNS	332	317
Rushing	114	109
Passing	190	196
Penalty	28	12
3rd Down: Made-Att.	102-236	94-214
3rd Down Pct.	43.2	43.9
4th Down: Made-Att.	5-12	8-13
4th Down Pct.	41.7	61.5
POSSESSION AVG.	31:33	28:27
TOTAL NET YARDS	5225	5469
Avg. Per Game	326.6	341.8
Total Plays	1088	1047
Avg. Per Play	4.8	5.2
NET YARDS RUSHING	1793	1643
Avg. Per Game	112.1	102.7
Total Rushes	478	444
NET YARDS PASSING	3432	3826
Avg. Per Game	214.5	239.1
Sacked-Yards Lost	47-294	32-202
Gross Yards	3726	4028
Att.-Completions	563-316	571-319
Completion Pct.	56.1	55.9
Had Intercepted	16	34
PUNTS-AVG.	82-44.3	61-44.4
Net Punting Avg.	34.0	38.5
PENALTIES-YARDS	90-678	102-768
FUMBLES-BALLS LOST	19-9	16-10
TOUCHDOWNS	43	42
Rushing	14	15
Passing	25	22
Returns	4	5

SCORE BY PERIODS	1	2	3	4	OT	PTS
BENGALS	57	111	65	139	0	372
OPPONENTS	67	105	86	108	3	369

SCORING	TD	TD-R	TD-P	TD-Rt	K-PAT	FG	S	PTS
Doug Pelfrey	0	0	0	0	41-41	23-28	0	110
Carl Pickens	12	0	12	0	—	—	0	74
Ki-Jana Carter	9	8	1	0	—	—	0	54
Darnay Scott	5	0	5	0	—	—	0	30
Tony McGee	4	0	4	0	—	—	0	24
Eric Blenimy	2	2	0	0	—	—	0	12
Jeff Blake	2	2	0	0	—	—	0	12
David Dunn	2	0	1	1	—	—	0	12
Garrison Hearst	1	0	1	0	—	—	0	8
Ashley Ambrose	1	0	0	1	—	—	0	6
Jeff Cothran	1	1	0	0	—	—	0	6
James Francis	1	0	0	1	—	—	0	6
James Hundon	1	0	1	0	—	—	0	6
Brian Milne	1	1	0	0	—	—	0	6
Jimmy Spencer	1	0	0	1	—	—	0	6
BENGALS	43	14	25	4	41-41	23-28	0	372
OPPONENTS	42	15	22	5	40-40	25-30	0	369

Two-point conversions: Garrison Hearst, Carl Pickens.
BENGALS 2-2, OPPONENTS 1-2.

RUSHING	ATT	YDS	AVG	LG	TD
Garrison Hearst	225	847	3.8	24	0
Jeff Blake	72	317	4.4	18	2
Eric Blenimy	56	269	4.8	33t	2
Ki-Jana Carter	91	264	2.9	31t	8
Jeff Cothran	15	44	2.9	9	1
Erik Wilhelm	6	24	4.0	18	0
Brian Milne	8	22	2.8	5	1
Darnay Scott	3	4	1.3	8	0
Carl Pickens	2	2	1.0	2	0
BENGALS	478	1793	3.8	33t	14
OPPONENTS	444	1643	3.7	45t	15

RECEIVING	REC	YDS	AVG	LG	TD
Carl Pickens	100	1180	11.8	61t	12
Darnay Scott	58	833	14.4	50t	5
Tony McGee	38	446	11.7	22	4
David Dunn	32	509	15.9	40	1
Eric Blenimy	32	272	8.5	42	0
Ki-Jana Carter	22	169	7.7	20	1
Garrison Hearst	12	131	10.9	40	1
Marco Battaglia	8	79	9.9	17	0
Jeff Cothran	7	49	7.0	14	0
Brian Milne	3	29	9.7	15	0
Troy Sadowski	3	15	5.0	8	0
James Hundon	1	14	14.0	14t	1
BENGALS	316	3726	11.8	61t	25
OPPONENTS	319	4028	12.6	57	22

INTERCEPTIONS	NO	YDS	AVG	LG	TD
Ashley Ambrose	8	63	7.9	31t	1
Jimmy Spencer	5	48	9.6	34	0
Steve Tovar	4	42	10.5	24	0
James Francis	3	61	20.3	42t	1
Bracey Walker	2	35	17.5	35	0
Greg Myers	2	10	5.0	10	0
Rod (Roderick) Jones	2	2	1.0	2	0
Bo Orlando	2	0	0.0	0	0
Corey Sawyer	2	0	0.0	0	0
Roger Jones	1	30	30.0	30	0
Gerald Dixon	1	10	10.0	10	0
Dan Wilkinson	1	7	7.0	7	0
Jevon Langford	1	0	0.0	0	0
BENGALS	34	308	9.1	42t	2
OPPONENTS	16	172	10.8	61	1

PUNTING	NO	YDS	AVG	NET	TB	IN-20	LG	BLK.
Lee Johnson	80	3630	45.4	34.4	17	16	67	1
Doug Pelfrey	1	4	4.0	4.0	0	0	4	0
BENGALS	82	3634	44.3	34.0	17	16	67	1
OPPONENTS	61	2706	44.4	38.5	7	20	65	0

PUNT RETURNS	NO	FC	YDS	AVG	LG	TD
Corey Sawyer	15	5	117	7.8	62	0
Greg Myers	9	2	51	5.7	12	0
David Dunn	7	1	54	7.7	20	0
James Hundon	1	0	-7	-7.0	-7	0
Carl Pickens	1	0	2	2.0	2	0
BENGALS	33	8	217	6.6	62	0
OPPONENTS	38	6	502	13.2	64	0

KICKOFF RETURNS	NO	YDS	AVG	LG	TD
David Dunn	35	782	22.3	90t	1
Corey Sawyer	12	241	20.1	33	0
James Hundon	10	237	23.7	31	0
Jeff Hill	9	173	19.2	29	0
Troy Sadowski	2	7	3.5	7	0
Marco Battaglia	1	8	8.0	8	0
Jeff Cothran	1	11	11.0	11	0
BENGALS	70	1459	20.8	90t	1
OPPONENTS	69	1642	23.8	95t	1

FIELD GOALS	1-19	20-29	30-39	40-49	50+
Doug Pelfrey	1-1	7-7	10-11	5-9	0-0
BENGALS	1-1	7-7	10-11	5-9	0-0
OPPONENTS	0-0	9-9	6-7	9-12	1-2

Doug Pelfrey: (27G, 35G, 47G), (—), (33G, 21G, 35G, 37N), (44G), (42G, 31G, 40N), (19G), (—), (—), (41G, 49G, 34G), (32G, 34G), (36G, 20G), (42B, 22G, 34G), (49N, 23G, 26G), (47N), (25G).

Opponents: (44N, 42G, 20G, 29G, 20G), (47G, 23G), (51G, 37G, 25G), (—), (40G, 32G, 49G), (33G, 22G), (—), (—), (—), (46G, 42N), (22G), (33G, 54N), (25G, 46G, 40G, 39G, 20G), (45N), (46G, 34N, 42G), (32G).

PASSING	ATT	CMP	YDS	CMP%	YDS/ATT	TD	TD%	INT	INT%	LG	SKD-YDS	RAT
Jeff Blake	549	308	3624	56.1	6.60	24	4.4	14	2.6	61t	44-278	80.3
Erik Wilhelm	13	7	90	53.8	6.92	1	7.7	2	15.4	38	3-16	61.9
Carl Pickens	1	1	12	100.0	12.00	0	0.0	0	0.0	12	0-0	116.7
BENGALS	563	316	3726	56.1	6.62	25	4.4	16	2.8	61t	47-294	79.4
OPPONENTS	571	319	4028	55.9	7.05	22	3.9	34	6.0	57	32-202	66.1

USUAL STARTERS

OFFENSE	DEFENSE
WR Carl Pickens	LDE John Copeland
LOT Willie Anderson,	LDT Dan Wilkinson
Melvin Tuten	RDT Tim Johnson
LG Rich Braham	RDE Artie Smith
C Darrick Brizl	LLB James Francis
RG Ken Blackman,	MLB Steve Tovar
Scott Brumfield	RLB Ricardo McDonald
ROT Joe Walter	LCB Ashley Ambrose
TE Tony McGee	RCB Jimmy Spencer
WR Darnay Scott	SS Bracey Walker
QB Jeff Blake	FS Bo Orlando
HB Garrison Hearst	
FB Jeff Cothran	

DEFENSE*	ST	AT	TT	SKS-YDS	INT-YDS	PD	FF	FR-YDS
Steve Tovar	74	30	104	3-15	4-42	11	0	0-0
Bo Orlando	72	12	84	1-6	2-0	7	1	0-0
James Francis	62	8	70	3-23	3-61	6	1	3-0
Bracey Walker	57	13	70	0-0	2-35	4	1	0-0
Jimmy Spencer	55	8	63	0-0	5-48	22	0	1-59
Ricardo McDonald	46	15	61	5-32	0-0	1	1	0-0
Ashley Ambrose	44	6	50	0-0	8-63	24	1	0-0
Dan Wilkinson	37	7	44	6.5-51.5	1-7	3	0	1-0
Tim Johnson	38	3	41	2.5-22	0-0	2	0	0-0
John Copeland	35	6	41	3-18.5	0-0	6	1	0-0
Corey Sawyer	32	6	38	1.5-11.5	2-0	10	1	0-0
Artie Smith	19	7	26	1-8	0-0	1	0	1-0
Jevon Langford	20	4	24	2-6	1-0	1	0	1-0
Tom Tumulty	16	8	24	0-0	0-0	1	0	0-0
Gerald Dixon	15	6	21	0-0	1-10	1	0	0-0
Greg Myers	17	1	18	0-0	2-10	3	0	0-0
Ramondo Stallings	13	2	15	2-6	0-0	0	2	0-0
Kimo von Oelhoffen	11	4	15	1-2.5	0-0	0	0	0-0
Rod Jones (Roderick)	13	1	14	0-0	2-2	4	0	0-0
Roger Jones	7	1	8	0-0	1-30	1	0	0-0
Sam Shade	6	2	8	0-0	0-0	0	0	0-0
Andre Collins	6	1	7	0-0	0-0	0	0	0-0
Tim Morabito	5	1	6	0.5-0	0-0	0	0	0-0
Kenny Davidson	1	0	1	0-0	0-0	0	0	1-0
Leonard Wheeler	1	0	1	0-0	0-0	0	0	0-0

SPECIAL TEAMS*	ST	AT	TT	FF	FR-YDS	BP	BFG	BXP
David Dunn	9	0	9	0	0-0	0	0	0
Tom Tumulty	8	1	9	0	0-0	0	0	0
Leonard Wheeler	8	1	9	0	0-0	0	0	0
Andre Collins	8	0	8	0	0-0	0	0	0
Eric Bieniemy	7	1	8	0	0-0	0	0	0
Greg Myers	6	2	8	0	0-0	0	0	0
Rod Jones (Roderick)	6	1	7	0	0-0	0	0	0
Gerald Dixon	5	1	6	0	0-0	0	0	0
Sam Shade	5	1	6	0	0-0	0	0	0
Ashley Ambrose	5	0	5	0	0-0	0	0	0
Bo Orlando	5	0	5	0	0-0	0	0	0
Marco Battaglia	4	0	4	0	1-0	0	0	0
Greg Trullit	4	0	4	0	0-0	0	0	0
Roger Jones	2	2	4	0	0-0	0	0	0
James Hundon	3	0	3	0	0-0	0	0	0
Lee Johnson	3	0	3	0	0-0	0	0	0
Bracey Walker	3	0	3	0	0-0	0	0	0
Jeff Hill	2	0	2	0	1-0	0	0	0
Randy Neal	2	0	2	0	0-0	0	0	0
Jeff Cothran	1	0	1	0	0-0	0	0	0
Jevon Langford	1	0	1	0	0-0	0	0	0
Doug Pelfrey	1	0	1	0	0-0	0	0	0
Corey Sawyer	1	0	1	0	0-0	0	0	0

1997 STATISTICS

RECORD: 7-9-0

HEAD COACH: BRUCE COSLET

DATE	W-L	SCORE	OPPONENT	ATTENDANCE
8-31-97	W	24-21	ARIZONA	53,644
9-7-97	L	10-23	at Baltimore	52,968
9-14-97			— BYE —	
9-21-97	L	20-38	at Denver	73,871
9-28-97	L	14-31	N.Y. JETS	57,209
10-5-97	L	13-21	at Jacksonville	67,128
10-12-97	L	7-30	at Tennessee	17,071
10-19-97	L	10-26	PITTSBURGH	60,020
10-26-97	L	27-29	at N.Y. Giants	72,584
11-2-97	W	38-31	SAN DIEGO	53,754
11-9-97	W	28-13	at Indianapolis	58,473
11-16-97	L	3-20	at Pittsburgh	55,226
11-23-97	W	31-26	JACKSONVILLE	55,158
11-30-97	L	42-44	at Philadelphia	66,623
12-4-97	W	41-14	TENNESSEE	49,086
12-14-97	W	31-24	DALLAS	60,043
12-21-97	W	16-14	BALTIMORE	50,917

TEAM STATISTICS	BENGALS	OPPONENTS
TOTAL FIRST DOWNS	310	351
Rushing	104	141
Passing	171	188
Penalty	35	22
3rd Down: Made-Att	88-214	102-227
3rd Down Pct.	41.1	44.9
4th Down: Made-Att	10-20	11-16
4th Down Pct.	50.0	68.8
POSSESSION AVG.	27:56	32:04
TOTAL NET YARDS	5282	5682
Avg. Per Game	330.1	355.1
Total Plays	1002	1091
Avg. Per Play	5.3	5.2
NET YARDS RUSHING	1966	2223
Avg. Per Game	122.9	138.9
Total Rushes	452	514
NET YARDS PASSING	3316	3459
Avg. Per Game	207.3	216.2
Sacked-Yards Lost	46-287	35-209
Gross Yards	3603	3668
Att.-Completions	504-302	542-309
Completion Pct.	59.9	57.0
Had Intercepted	9	13
PUNTS-AVG.	81-42.9	69-44.7
Net Punting Avg.	35.9	40.3
PENALTY-YARDS	98-877	107-951
FUMBLES-BALLS LOST	25-13	23-10
TOUCHDOWNS	46	48
Rushing	23	15
Passing	21	30
Returns	2	3

SCORE BY PERIODS	1	2	3	4	OT	PTS
BENGALS	77	110	80	88	0	355
OPPONENTS	65	108	90	142	0	405

SCORING	TD	TD-R	TD-P	TD-Rt	K-PAT	FG	S	PTS
Doug Pelfrey	0	0	0	0	41-43	12-16	0	77
Corey Dillon	10	10	0	0	—	—	0	60
Ki-Jana Carter	7	7	0	0	—	—	0	42
Tony McGee	6	0	6	0	—	—	0	38
Carl Pickens	5	0	5	0	—	—	0	30
Darnay Scott	5	0	5	0	—	—	0	30
Jeff Blake	3	3	0	0	—	—	0	18
Eric Beniemy	2	1	0	1	—	—	0	12
David Dunn	2	0	2	0	—	—	0	12
James Hundon	2	0	2	0	—	—	0	12
Brian Milne	2	2	0	0	—	—	0	12
Marco Battaglia	1	0	1	0	—	—	0	6
John Copeland	1	0	0	1	—	—	0	6
BENGALS	46	23	21	2	41-43	12-16	0	355
OPPONENTS	48	15	30	3	45-45	24-29	0	405

Two-point conversions: Tony McGee. BENGALS 1-3, OPPONENTS 0-3.

PASSING	ATT	CMP	YDS	CMP%	YDS/ATT	TD	TD%	INT	INT%	LG	SKD-YDS	RAT
Jeff Blake	317	184	2125	58.0	6.70	8	2.5	7	2.2	50t	39-244	77.6
Boomer Esiason	186	118	1478	63.4	7.95	13	7.0	2	1.1	77t	7-43	106.9
Ki-Jana Carter	1	0	0	0.0	0.00	0	0.0	0	0.0	—	0-0	39.6
BENGALS	504	302	3603	59.9	7.15	21	4.2	9	1.8	77t	46-287	88.3
OPPONENTS	542	309	3668	57.0	6.77	30	5.5	13	2.4	83t	35-209	86.2

RUSHING	ATT	YDS	AVG	LG	TD
Corey Dillon	233	1129	4.8	71t	10
Ki-Jana Carter	128	464	3.6	79t	7
Jeff Blake	45	234	5.2	16	3
Eric Beniemy	21	97	4.6	20t	1
Brian Milne	13	32	2.5	5	2
Boomer Esiason	8	11	1.4	8	0
Darnay Scott	1	6	6.0	6	0
Lee Johnson	1	0	0.0	0	0
Scottie Graham	1	-1	-1.0	-1	0
Carl Pickens	1	-6	-6.0	-6	0
BENGALS	452	1966	4.3	79t	23
OPPONENTS	514	2223	4.3	50t	15

RECEIVING	REC	YDS	AVG	LG	TD
Darnay Scott	54	797	14.8	77t	5
Carl Pickens	52	695	13.4	50t	5
Tony McGee	34	414	12.2	37	6
Eric Beniemy	31	249	8.0	21	0
David Dunn	27	414	15.3	39t	2
Corey Dillon	27	259	9.6	28	0
Brian Milne	23	138	6.0	20	0
Ki-Jana Carter	21	157	7.5	35	0
James Hundon	16	285	17.8	61	2
Marco Battaglia	12	149	12.4	34	1
Gunnard Twyner	4	45	11.3	16	0
Scottie Graham	1	1	1.0	1	0
BENGALS	302	3603	11.9	77t	21
OPPONENTS	309	3668	11.9	83t	30

INTERCEPTIONS	NO	YDS	AVG	LG	TD
Corey Sawyer	4	44	11.0	37	0
Ashley Ambrose	3	56	18.7	29	0
Tremain Mack	1	29	29.0	29	0
Greg Myers	1	25	25.0	25	0
Sam Shade	1	21	21.0	21	0
James Francis	1	7	7.0	7	0
Bo Orlando	1	3	3.0	3	0
Jimmy Spencer	1	-2	-2.0	-2	0
BENGALS	13	183	14.1	37	0
OPPONENTS	9	26	2.9	18	0

PUNTING	NO	YDS	AVG	NET	TB	IN-20	LG	BLK.
Lee Johnson	81	3471	42.9	35.9	8	27	66	0
BENGALS	81	3471	42.9	35.9	8	27	66	0
OPPONENTS	69	3082	44.7	40.3	5	21	59	0

PUNT RETURNS	NO	FC	YDS	AVG	LG	TD
Greg Myers	26	19	201	7.7	18	0
BENGALS	26	19	201	7.7	18	0
OPPONENTS	35	10	407	11.6	85t	2

KICKOFF RETURNS	NO	YDS	AVG	LG	TD
Eric Beniemy	34	789	23.2	102t	1
David Dunn	19	487	25.6	85	0
James Hundon	10	169	16.9	28	0
Corey Dillon	6	182	30.3	58	0
Gunnard Twyner	4	72	18.0	24	0
Ki-Jana Carter	1	9	9.0	9	0
BENGALS	74	1708	23.1	102t	1
OPPONENTS	67	1406	21.0	45	0

FIELD GOALS	1-19	20-29	30-39	40-49	50+
Doug Pelfrey	0-0	4-4	3-3	5-7	0-2
BENGALS	0-0	4-4	3-3	5-7	0-2
OPPONENTS	1-1	7-8	8-10	8-10	0-0

Doug Pelfrey: (38G), (46G, 51N, 43N, 46B), (56N, 38G, 43G), (—), (—), (—), (33G), (—), (27G), (—), (25G), (20G), (—), (26G, 40G), (42G), (44G).

Opponents: (—), (37G, 32G, 41G), (25G), (44G, 36N), (27N), (40N, 47G, 45G, 19G), (43G, 32G), (35G), (45G), (31N, 42G, 45G), (34G, 25G), (21G, 35G, 29G, 25G), (33G, 25G, 31G), (—), (23G), (44N).

USUAL STARTERS

OFFENSE	DEFENSE
WR Carl Pickens	LDE John Copeland
LOT Kevin Sargent,	NT Kim von Oelhoffen
Rod Jones	RDE Dan Wilkinson
LG Rich Braham	LOLB James Francis
C Darrick Brilz	LILB Tom Tumulty
RG Ken Blackman	RILB Ricardo McDonald
ROT Willie Anderson	ROLB Gerald Dixon
TE Tony McGee	LCB Ashley Ambrose
WR Darnay Scott	RCB Jimmy Spencer
QB Jeff Blake	SS Sam Shade
HB Ki-Jana Carter,	FS Greg Myers
Corey Dillon	
FB Brian Milne	

DEFENSE*	ST	AT	TT	SKS-YDS	INT-YDS	PD	FF	FR-YDS
Sam Shade	81	15	96	4-25	1-21	7	1	1-0
Greg Myers	67	15	82	0-0	1-25	6	0	0-0
Ricardo McDonald	50	14	64	1-5	0-0	3	0	0-0
Ashley Ambrose	57	2	59	1-10	3-56	26	0	2-0
James Francis	46	11	57	3.5-9.5	1-7	6	2	1-0
Tom Tumulty	40	16	56	1-5	0-0	2	0	0-0
Gerald Dixon	41	9	50	8.5-55.5	0-0	2	1	0-0
John Copeland	35	14	49	3-16	0-0	1	0	2-25
Tito Paul	41	7	48	0-0	0-0	6	0	1-0
Kimo von Oelhoffen	32	10	42	0-0	0-0	0	0	0-0
Brentson Buckner	32	7	39	0-0	0-0	0	2	0-0
Jimmy Spencer	36	2	38	0-0	1-(-2)	12	0	0-0
Steve Tovar	30	6	36	0-0	0-0	1	0	0-0
Dan Wilkinson	24	10	34	5-29	0-0	2	1	0-0
Corey Sawyer	28	3	31	0-0	4-44	13	0	0-0
Andre Collins	25	5	30	3-10	0-0	0	0	1-0
Reinard Wilson	22	2	24	3-23	0-0	1	1	0-0
Bo Orlando	20	4	24	1-7	1-3	4	1	0-0
Billy Granville	16	4	20	0-0	0-0	2	0	0-0
Tremain Mack	14	4	18	0-0	1-29	1	0	0-0
Jevon Langford	9	5	14	1-14	0-0	1	0	0-0
Ramondo Stallings	6	0	6	0-0	0-0	0	0	0-0
Andre Purvis	2	1	3	0-0	0-0	0	0	0-0
Tim Terry	2	1	3	0-0	0-0	0	0	0-0
Canute Curtis	2	0	2	0-0	0-0	0	0	0-0
Anthone Lott	1	0	1	0-0	0-0	0	0	0-0

SPECIAL TEAMS*	ST	AT	TT	FF	FR-YDS	BP	BFG	BXP
Andre Collins	17	2	19	0	0-0	0	0	0
Sam Shade	15	2	17	1	0-0	0	0	0
Gerald Dixon	15	0	15	0	0-0	0	0	0
Steve Tovar	7	1	8	0	0-0	0	0	0
Greg Truitt	7	0	7	0	0-0	0	0	0
Greg Myers	5	1	6	0	0-0	0	0	0
Corey Sawyer	4	1	5	0	0-0	0	0	0
Marco Battaglia	4	0	4	0	1-0	0	0	0
Billy Granville	3	1	4	1	0-0	0	0	0
Eric Beniemy	3	0	3	0	0-0	0	0	0
Steve Bush	3	0	3	0	0-0	0	0	0
Bo Orlando	2	1	3	0	1-0	0	0	0
Tim Terry	2	1	3	0	0-0	0	0	0
Tom Tumulty	2	1	3	0	0-0	0	0	0
Ricardo McDonald	2	0	2	0	0-0	0	0	0
Canute Curtis	1	0	1	0	0-0	0	0	0
James Hundon	1	0	1	0	0-0	0	0	0
Mike Jenkins	1	0	1	0	0-0	0	0	0
Tito Paul	1	0	1	0	0-0	0	0	0
Lawrence Wright	1	0	1	0	0-0	0	0	0
Brian Milne	0	1	1	0	0-0	0	0	0

MISCELLANEOUS DEFENSE*	ST	AT	TT	FF	FR-YDS
David Dunn	3	0	3	0	0-0
Darnay Scott	2	0	2	0	0-0
Kevin Sargent	1	1	2	0	0-0
Willie Anderson	1	0	1	0	0-0
Eric Beniemy	1	0	1	0	0-0
Ken Blackman	1	0	1	0	0-0
Ki-Jana Carter	1	0	1	0	0-0
James Hundon	1	0	1	0	0-0
Carl Pickens	1	0	1	0	0-0
Darrick Brilz	0	1	1	0	0-0

* NOTE: All defensive statistics above are press box statistics produced at the games.

1998 STATISTICS

RECORD: 3-13-0

HEAD COACH: BRUCE COSLET

DATE	W-L	SCORE	OPPONENT	ATTENDANCE
9-6-98	L	14-23	TENNESSEE	55,848
9-13-98	W	34-28 (OT)	at Detroit	66,354
9-20-98	L	6-13	GREEN BAY	56,346
9-27-98	L	24-31	at Baltimore	68,154
10-4-98			— BYE —	
10-11-98	W	25-20	PITTSBURGH	59,979
10-18-98	L	14-44	at Tennessee	33,288
10-25-98	L	10-27	at Oakland	40,089
11-1-98	L	26-33	DENVER	59,974
11-8-98	L	11-24	at Jacksonville	67,040
11-15-98	L	3-24	at Minnesota	64,232
11-22-98	L	13-20	BALTIMORE	52,571
11-29-98	L	17-34	JACKSONVILLE	55,432
12-6-98	L	20-33	BUFFALO	54,359
12-13-98	L	26-39	at Indianapolis	55,179
12-20-98	W	25-24	at Pittsburgh	52,017
12-27-98	L	0-35	TAMPA BAY	49,826

TEAM STATISTICS	BENGALS	OPPONENTS
TOTAL FIRST DOWNS	271	310
Rushing	92	142
Passing	148	152
Penalty	31	16
3rd Down: Made-Att	76-224	89-200
3rd Down Pct.	33.9	44.5
4th Down: Made-Att	11-29	4-9
4th Down Pct.	37.9	44.4
POSSESSION AVG.	28:31	31:29
TOTAL NET YARDS	4824	5763
Avg. Per Game	301.5	360.2
Total Plays	979	992
Avg. Per Play	4.9	5.8
NET YARDS RUSHING	1639	2612
Avg. Per Game	102.4	163.3
Total Rushes	405	558
NET YARDS PASSING	3185	3151
Avg. Per Game	199.1	196.9
Sacked-Yards Lost	53-360	28-199
Gross Yards	3545	3350
Att.-Completions	521-307	406-233
Completion Pct.	58.9	57.4
Had Intercepted	12	13
PUNTS-AVG.	81-44.2	64-44.5
Net Punting Avg.	35.2	39.6
PENALTY-YARDS	69-620	127-1012
FUMBLES-BALLS LOST	21-10	12-7
TOUCHDOWNS	31	53
Rushing	7	23
Passing	20	23
Returns	4	7

SCORE BY PERIODS	1	2	3	4	OT	PTS
BENGALS	26	90	66	80	6	268
OPPONENTS	113	143	99	97	0	452

SCORING	TD	TD-R	TD-P	TD-Rt	K-PAT	FG	S	PTS
Doug Pelfrey	0	0	0	0	21-21	19-27	0	78
Darnay Scott	7	0	7	0	—	—	0	42
Carl Pickens	5	0	5	0	—	—	0	32
Corey Dillon	5	4	1	0	—	—	0	30
Damon Gibson	4	0	3	1	—	—	0	24
Brandon Bennett	2	2	0	0	—	—	0	12
Marco Battaglia	1	0	1	0	—	—	0	6
James Hundon	1	0	1	0	—	—	0	6
Tremain Mack	1	0	0	1	—	—	0	6
Tony McGee	1	0	1	0	—	—	0	6
Brian Milne	1	1	0	0	—	—	0	6
Corey Sawyer	1	0	0	1	—	—	0	6
Sam Shade	1	0	0	1	—	—	0	6
Stepfret Williams	1	0	1	0	—	—	0	6
Paul Justin	0	0	0	0	—	—	0	2
BENGALS	31	7	20	4	21-21	19-27	0	268
OPPONENTS	53	23	23	7	51-51	27-31	0	452

Two-point conversions: Paul Justin, Carl Pickens. BENGALS 2-9, OPPONENTS 1-2.

RUSHING	ATT	YDS	AVG	LG	TD
Corey Dillon	262	1130	4.3	66	4
Brandon Bennett	77	243	3.2	17	2
Jeff Blake	15	103	6.9	18	0
Eric Bieniemy	17	56	3.3	9	0
Brian Milne	10	41	4.1	10	1
Neil O'Donnell	13	34	2.6	10	0
Darnay Scott	2	10	5.0	8	0
Damon Gibson	1	9	9.0	9	0
Michael Blair	1	4	4.0	4	0
Ki-Jana Carter	2	4	2.0	4	0
Carl Pickens	2	4	2.0	4	0
Paul Justin	1	2	2.0	2	0
Brad Costello	1	0	0.0	0	0
Eric Kresser	1	-1	-1.0	-1	0
BENGALS	405	1639	4.0	66	7
OPPONENTS	558	2612	4.7	67	23

RECEIVING	REC	YDS	AVG	LG	TD
Carl Pickens	82	1023	12.5	67	5
Darnay Scott	51	817	16.0	70	7
Corey Dillon	28	178	6.4	41	1
Eric Bieniemy	27	153	5.7	15	0
Brian Milne	26	124	4.8	18	0
Tony McGee	22	363	16.5	40	1
Damon Gibson	19	258	13.6	76	3
James Hundon	10	112	11.2	17	1
Marco Battaglia	10	47	4.7	16	1
Brandon Bennett	8	153	19.1	55	0
Willie Jackson	7	165	23.6	47	0
Stepfret Williams	6	81	13.5	19	1
Ki-Jana Carter	6	25	4.2	8	0
Steve Bush	4	39	9.8	18	0
Michael Blair	1	7	7.0	7	0
BENGALS	307	3545	11.5	76	20
OPPONENTS	233	3350	14.4	73	23

INTERCEPTIONS	NO	YDS	AVG	LG	TD
Sam Shade	3	33	11.0	32	0
Artrell Hawkins	3	21	7.0	12	0
Ashley Ambrose	2	0	0.0	0	0
Corey Sawyer	1	58	58.0	58	1
Brian Simmons	1	18	18.0	18	0
Adrian Ross	1	11	11.0	11	0
John Copeland	1	3	3.0	3	0
Thomas Randolph	1	0	0.0	0	0
BENGALS	13	144	11.1	58	1
OPPONENTS	12	206	17.2	56	1

PUNTING	NO	YDS	AVG	NET	TB	IN-20	LG	BLK.
Lee Johnson	69	3083	44.7	35.6	8	14	69	1
Brad Costello	10	495	49.5	32.7	3	0	73	1
BENGALS	81	3578	44.2	35.2	11	14	73	2
OPPONENTS	64	2850	44.5	39.6	4	29	72	0

PUNT RETURNS	NO	FC	YDS	AVG	LG	TD
Damon Gibson	27	19	218	8.1	65	1
Stepfret Williams	2	3	16	8.0	10	0
BENGALS	29	22	234	8.1	65	1
OPPONENTS	36	15	503	14.0	87	1

KICKOFF RETURNS	NO	YDS	AVG	LG	TD
Tremain Mack	45	1165	25.9	97	1
Damon Gibson	17	372	21.9	30	0
Eric Bieniemy	5	87	17.4	22	0
Brandon Bennett	3	61	20.3	21	0
Marco Battaglia	1	5	5.0	5	0
Stepfret Williams	1	20	20.0	20	0
BENGALS	72	1710	23.8	97	1
OPPONENTS	46	1199	26.1	51	0

FIELD GOALS	1-19	20-29	30-39	40-49	50+
Doug Pelfrey	1-1	4-4	6-7	6-10	2-5
BENGALS	1-1	4-4	6-7	6-10	2-5
OPPONENTS	0-1	5-6	12-12	8-10	2-2

Doug Pelfrey: (—), (35N, 48B), (37G, 19G), (48G), (44G, 48G), (—), (53N, 51G), (25G, 23G, 52N), (50G), (37G), (40G, 34G), (42N, 30G), (—), (41G, 26G), (33G, 37G, 43G, 53N, 46N, 21G), (40N).

Opponents: (38G, 31G, 48G, 47N), (—), (30G, 35G), (46G), (40G, 40G), (35G, 38G, 42G), (28N, 22G, 48G, 48N), (33G, 37G), (39G), (32G), (34G, 23G), (23G, 47G), (20G, 52G, 46G, 34G), (50G), (22G), (18N).

PASSING	ATT	CMP	YDS	CMP%	YDS/ATT	TD	TD%	INT	INT%	LG	SKD-YDS	RAT
Neil O'Donnell	343	212	2216	61.8	6.46	15	4.4	4	1.2	76	30-217	90.2
Jeff Blake	93	51	739	54.8	7.95	3	3.2	3	3.2	67	15-79	78.2
Paul Justin	63	34	426	54.0	6.76	1	1.6	3	4.8	41	7-60	60.7
Eric Kresser	21	10	164	47.6	7.81	1	4.8	2	9.5	37	0-0	50.6
Doug Pelfrey	1	0	0	0.0	0.00	0	0.0	0	0.0	0	0-0	39.6
Corey Dillon	0	0	0	—	—	0	—	0	—	—	1-4	—
BENGALS	521	307	3545	58.9	6.80	20	3.8	12	2.3	76	53-360	82.7
OPPONENTS	406	233	3350	57.4	8.25	23	5.7	13	3.2	73	28-199	89.8

USUAL STARTERS

OFFENSE	DEFENSE
WR Carl Pickens	LDE Michael Bankston
LOT Kevin Sargent	NT Kim von Oelhoffen
LG Rich Braham	RDE Clyde Simmons
C Darrick Briz	LILB James Francis
RG Ken Blackman,	LILB Brian Simmons
Mike Goff	RILB Takeo Spikes
ROT Willie Anderson	ROLB Reinard Wilson
TE Tony McGee	LCB Ashley Ambrose
WR Darnay Scott	RCB Artrell Hawkins
QB Neil O'Donnell	SS Sam Shade
HB Corey Dillon	FS Greg Myers
FB Brian Milne	

DEFENSE*	ST	AT	TT	SKS-YDS	INT-YDS	PD	FF	FR-YDS
Takeo Spikes	95	17	112	2-19	0-0	0	0	0-0
Brian Simmons	62	16	78	3-18	1-18	2	1	1-22
Sam Shade	60	18	78	1-8	3-33	6	0	2-55
Artrell Hawkins	65	5	70	1-9	3-21	17	2	1-25
Michael Bankston	49	21	70	4.5-19.5	0-0	1	0	1-5
Greg Myers	54	15	69	0-0	0-0	4	0	1-0
Reinard Wilson	46	17	63	6-39.5	0-0	1	2	0-0
Myron Bell	45	3	48	1-8	0-0	3	0	0-0
Kimo von Oelhoffen	36	9	45	0-0	0-0	3	0	0-0
Ashley Ambrose	36	4	40	0-0	2-0	15	0	0-0
James Francis	32	5	37	0-0	0-0	5	2	0-0
Clyde Simmons	28	2	30	5-37	0-0	2	1	0-0
Jevon Langford	17	7	24	0.5-5	0-0	0	0	0-0
Tom Tumulty	17	5	22	0.5-6	0-0	2	1	0-0
Thomas Randolph	19	1	20	0-0	1-0	7	0	0-0
Adrian Ross	12	2	14	0-0	1-11	4	0	0-0
Steve Foley	11	1	12	2-18	0-0	0	0	0-0
Corey Sawyer	9	1	10	0-0	1-58	3	0	0-0
Billy Granville	4	5	9	0-0	0-0	1	0	0-0
Glen Steele	6	1	7	0-0	0-0	0	0	0-0
Mike Thompson	3	4	7	0.5-6	0-0	0	0	0-0
Andre Purvis	4	2	6	1-6	0-0	0	0	0-0
John Copeland	5	0	5	0-0	1-3	1	0	0-0
Kelvin Moore	2	1	3	0-0	0-0	0	0	0-0
Tremain Mack	2	0	2	0-0	0-0	0	0	0-0
Canute Curtis	1	1	2	0-0	0-0	0	0	0-0

SPECIAL TEAMS*	ST	AT	TT	FF	FR-YDS	BP	BFG	BXP
Billy Granville.....	10	2	12	1	1-0	0	0	0
Eric Bieniemy	10	0	10	0	0-0	0	0	0
Greg Myers	7	2	9	0	0-0	0	0	0
Marco Battaglia	6	2	8	0	0-0	0	0	0
Adrian Ross.....	7	0	7	0	0-0	0	0	0
Sam Shade	6	1	7	0	0-0	0	0	0
Thomas Randolph	5	0	5	0	0-0	0	0	0
Brian Simmons	5	0	5	0	0-0	0	0	0
Steve Foley	3	0	3	1	0-0	0	0	0
Damon Gibson	3	0	3	0	0-0	0	0	0
Jimmy Sprotte	3	0	3	0	0-0	0	0	0
Steve Bush	2	0	2	0	0-0	0	0	0
Canute Curtis	2	0	2	0	0-0	0	0	0
Tremain Mack.....	2	0	2	0	0-0	0	0	0
Takeo Spikes.....	2	0	2	0	0-0	0	0	0
Myron Bell	1	0	1	0	0-0	0	0	0
Roosevelt Blackmon.....	1	0	1	0	0-0	0	0	0
Brad Costello	1	0	1	0	0-0	0	0	0
Corey Dillon	1	0	1	0	0-0	0	0	0
Artrell Hawkins	1	0	1	0	0-0	0	0	0
Lee Johnson.....	1	0	1	0	0-0	0	0	0
Tony McGee.....	1	0	1	0	0-0	0	0	0
Brian Milne	1	0	1	0	0-0	0	0	0
Greg Truitt	1	0	1	0	0-0	0	0	0
Tom Tumulty	0	1	1	0	0-0	0	0	0

1999 STATISTICS

RECORD: 4-12-0

HEAD COACH: BRUCE COSLET

DATE	W-L	SCORE	OPPONENT	ATTENDANCE
9-12-99	L	35-36	at Tennessee	65,272
9-19-99	L	7-34	SAN DIEGO	47,660
9-26-99	L	3-27	at Carolina	61,269
10-3-99	L	10-38	ST. LOUIS	45,481
10-10-99	W	18-17	at Cleveland	73,048
10-17-99	L	3-17	PITTSBURGH	59,669
10-24-99	L	10-31	at Indianapolis	55,996
10-31-99	L	10-41	JACKSONVILLE	49,138
11-7-99	L	20-37	at Seattle	66,303
11-14-99	L	14-24	TENNESSEE	46,017
11-21-99	L	31-34	BALTIMORE	43,279
11-28-99	W	27-20	at Pittsburgh	50,907
12-5-99	W	44-30	SAN FRANCISCO	53,463
12-12-99	W	44-28	CLEVELAND	59,972
12-19-99			— BYE —	
12-26-99	L	0-22	at Baltimore	68,036
1-2-00	L	7-24	at Jacksonville	70,532

TEAM STATISTICS	BENGALS	OPPONENTS
TOTAL FIRST DOWNS	293	316
Rushing	111	99
Passing	161	189
Penalty	21	28
3rd Down: Made-Att	93-235	85-209
3rd Down Pct.	39.6	40.7
4th Down: Made-Att	7-23	5-13
4th Down Pct.	30.4	38.5
POSSESSION AVG.	29:59	30:01
TOTAL NET YARDS	5277	5497
Avg. Per Game	329.8	343.6
Total Plays	1039	1011
Avg. Per Play	5.1	5.4
NET YARDS RUSHING	2051	1699
Avg. Per Game	128.2	106.2
Total Rushes	442	454
NET YARDS PASSING	3226	3798
Avg. Per Game	201.6	237.4
Sacked-Yards Lost	49-278	35-229
Gross Yards	3504	4027
Att.-Completions	548-300	522-312
Completion Pct.	54.7	59.8
Had Intercepted	18	12
PUNTS-AVG.	84-38.3	71-44.2
Net Punting Avg.	84-31.2	71-36.1
PENALTIES-YARDS	126-1027	105-835
FUMBLES-BALLS LOST	34-14	27-15
TOUCHDOWNS	33	53
Rushing	11	22
Passing	18	28
Returns	4	3

SCORE BY PERIODS	1	2	3	4	OT	PTS
BENGALS	91	70	58	64	0	283
OPPONENTS	124	166	92	78	0	460

SCORING	TD	TD-R	TD-P	TD-Rt	K-PAT	FG	S	PTS
Doug Pelfrey	0	0	0	0	27-27	18-27	0	81
Darnay Scott	7	0	7	0	—	—	0	42
Corey Dillon	6	5	1	0	—	—	0	36
Carl Pickens	6	0	6	0	—	—	0	36
Willie Jackson	2	0	2	0	—	—	0	14
Jeff Blake	2	2	0	0	—	—	0	12
Tony McGee	2	0	2	0	—	—	0	12
Craig Yeast	2	0	0	2	—	—	0	12
Ki-Jana Carter	1	1	0	0	—	—	0	6
Clif Groce	1	1	0	0	—	—	0	6
Rodney Heath	1	0	0	1	—	—	0	6
Tremain Mack	1	0	0	1	—	—	0	6
Sedrick Shaw	1	1	0	0	—	—	0	6
Akili Smith	1	1	0	0	—	—	0	6
Brian Milne	0	0	0	0	—	—	0	2
BENGALS	33	11	18	4	27-27	18-27	0	283
OPPONENTS	53	22	28	3	49-50	29-32	1	460

Two-point conversions: Willie Jackson, Brian Milne.
BENGALS 2-6, OPPONENTS 2-3.

PASSING	ATT	CMP	YDS	CMP%	YDS/ATT	TD	TD%	INT	INT%	LG	SKD-YDS	RAT
Jeff Blake	389	215	2670	55.3	6.86	16	4.1	12	3.1	76t	30-168	77.6
Akili Smith	153	80	805	52.3	5.26	2	1.3	6	3.9	39	19-110	55.6
Scott Covington	5	4	23	80.0	4.60	0	0.0	0	0.0	8	0-0	85.8
Carl Pickens	1	1	6	100.0	6.00	0	0.0	0	0.0	6	0-0	91.7
BENGALS	548	300	3504	54.7	6.39	18	3.3	18	3.3	76t	49-278	71.6
OPPONENTS	522	312	4027	59.8	7.71	28	5.4	12	2.3	73	35-229	92.3

RUSHING	ATT	YDS	AVG	LG	TD
Corey Dillon	263	1200	4.6	50	5
Jeff Blake	63	332	5.3	16	2
Michael Basnight	62	308	5.0	46	0
Akili Smith	19	114	6.0	24	1
Brian Milne	3	30	10.0	26	0
Nick Luchey	10	30	3.0	8	0
Clif Groce	8	22	2.8	8	1
Sedrick Shaw	4	20	5.0	10	1
Ki-Jana Carter	6	15	2.5	8	1
Scott Covington	2	-4	-2.0	-2	0
Craig Yeast	2	-16	-8.0	-3	0
BENGALS	442	2051	4.6	50	11
OPPONENTS	454	1699	3.7	67t	22

RECEIVING	REC	YDS	AVG	LG	TD
Darnay Scott	68	1022	15.0	76t	7
Carl Pickens	57	737	12.9	75t	6
Willie Jackson	31	369	11.9	29	2
Corey Dillon	31	290	9.4	23	1
Tony McGee	26	344	13.2	35	2
Clif Groce	25	154	6.2	14	0
Michael Basnight	16	172	10.8	47	0
Marco Battaglia	14	153	10.9	30	0
Damon Griffin	12	112	9.3	20	0
Nick Luchey	10	96	9.6	19	0
Ki-Jana Carter	3	24	8.0	11	0
Craig Yeast	3	20	6.7	8	0
Sedrick Shaw	1	-4	-4.0	-4	0
Akili Smith	1	6	6.0	6	0
James Hundon	1	5	5.0	5	0
Steve Bush	1	4	4.0	4	0
BENGALS	300	3504	11.7	76t	18
OPPONENTS	312	4027	12.9	73	28

INTERCEPTIONS	NO	YDS	AVG	LG	TD
Rodney Heath	3	72	24.0	58t	1
John Copeland	2	16	8.0	12	0
Takeo Spikes	2	7	3.5	7	0
Myron Bell	1	5	5.0	5	0
Roosevelt Blackmon	1	0	0.0	0	0
Tom Carter	1	0	0.0	0	0
Corey Hall	1	0	0.0	0	0
Greg Myers	1	0	0.0	0	0
BENGALS	12	100	8.3	58t	1
OPPONENTS	18	305	16.9	44	1

PUNTING	NO	YDS	AVG	NET	TB	IN-20	LG	BLK.
Will Brice	60	2475	41.3	32.1	4	12	72	2
Brad Costello	22	744	33.8	28.7	1	1	44	0
BENGALS	84	3219	38.3	31.2	5	13	72	2
OPPONENTS	71	3136	44.2	36.1	8	25	70	0

PUNT RETURNS	NO	FC	YDS	AVG	LG	TD
Damon Griffin	23	3	195	8.5	34	0
Craig Yeast	10	6	209	20.9	86t	2
Willie Jackson	2	1	6	3.0	8	0
BENGALS	35	10	410	11.7	86t	2
OPPONENTS	45	13	498	11.1	84t	1

KICKOFF RETURNS	NO	YDS	AVG	LG	TD
Tremain Mack	51	1382	27.1	99t	1
Damon Griffin	15	296	19.7	42	0
Nick Luchey	8	109	13.6	24	0
Willie Jackson	6	179	29.8	46	0
Craig Yeast	3	50	16.7	22	0
Corey Dillon	1	4	4.0	4	0
BENGALS	84	2020	24.0	99t	1
OPPONENTS	57	1068	18.7	39	0

FIELD GOALS	1-19	20-29	30-39	40-49	50+
Doug Pelfrey	1-1	9-11	7-12	0-2	1-1
BENGALS	1-1	9-11	7-12	0-2	1-1
OPPONENTS	3-3	11-12	6-8	7-7	2-2

Doug Pelfrey: (33G, 38G), (—), (47N, 37N, 30N, 39G), (36G, 33N), (27G, 26G), (37G, 41N), (32G), (29G), (50G, 34G), (32N), (39B, 19G), (29G, 29G, 25N), (29G, 24G, 27G), (28G), (20B), (—).

Opponents: (50G, 33G), (27G, 23G, 21G, 42G), (48G, 21G), (19G), (33G), (43G), (22G, 37B), (43G, 21G), (29G, 45G, 35G), (26G), (25G, 50G), (35G, 33G), (47G), (—), (24G, 48G, 19G, 30G, 19G), (34N, 27G, 28N).

USUAL STARTERS

OFFENSE	DEFENSE
WR Carl Pickens	LDE John Copeland
LOT Rod Jones	NT Oliver Gibson
LG Matt O'Dwyer	RDE Michael Bankston,
C Rich Braham	Jevon Langford
RG Jay Leeuwenburg,	LOLB Steve Foley
Brian DeMarco	LILB Brian Simmons
ROT Willie Anderson	RILB Takeo Spikes
TE Tony McGee	ROLB Adrian Ross
WR Darnay Scott	LCB Rodney Heath
QB Jeff Blake	RCB Artrell Hawkins
HB Corey Dillon	SS Myron Bell
FB Clif Groce	FS Cory Hall

DEFENSE*	ST	AT	TT	SKS-YDS	INT-YDS	PD	FF	FR-YDS
Brian Simmons	90	21	111	3-20	0-0	5	0	1-0
Takeo Spikes	82	23	105	3-14	2-7	6	4	4-0
Myron Bell	54	19	73	2-14.5	1-5	3	0	0-0
Artrell Hawkins	61	7	68	0-0	0-0	16	2	1-0
Michael Bankston	39	17	56	6-30	0-0	1	0	0-0
Cory Hall	36	13	49	0-0	1-0	3	0	0-0
Rodney Heath	43	3	46	0-0	3-72	18	2	1-(-4)
Oliver Gibson	31	10	41	4.5-31	0-0	1	0	1-0
John Copeland	31	7	38	4-22.5	2-16	3	2	0-0
Steve Foley	34	3	37	3.5-28	0-0	2	1	2-0
Greg Myers	33	4	37	0-0	1-0	5	1	1-21
Kimo von Oelhoffen	24	2	26	4-30	0-0	0	1	1-0
Ty Howard	25	0	25	0-0	0-0	4	0	0-0
Jevon Langford	19	6	25	0-0	0-0	1	0	0-0
Reinard Wilson	14	6	20	3-24	0-0	0	1	0-0
Adrian Ross	15	3	18	1-7	0-0	1	1	0-0
Roosevelt Blackmon	13	5	18	0-0	1-0	4	0	0-0
Rico Clark	13	2	15	0-0	0-0	5	0	0-0
Glen Steele	13	1	14	0-0	0-0	0	0	0-0
Tremain Mack	9	2	11	0-0	0-0	1	0	0-0
Tom Carter	8	0	8	0-0	1-0	1	0	0-0
Lawrence Wright	4	4	8	0-0	0-0	0	0	0-0
Canute Curtis	6	1	7	1-8	0-0	0	0	0-0
Charles Fisher	1	1	2	0-0	0-0	0	0	0-0
Andre Purvis	1	1	2	0-0	0-0	0	0	0-0
Billy Granville	1	0	1	0-0	0-0	0	0	0-0

SPECIAL TEAMS*	ST	AT	TT	FF	FR-YDS	BP	BFG	BXP
Lawrence Wright	14	1	15	0	1-0	0	0	0
Canute Curtis	7	3	10	0	0-0	0	0	0
Billy Granville.....	6	4	10	0	0-0	0	0	0
Cory Hall	6	0	6	0	1-0	0	0	0
Reinard Wilson	5	1	6	0	0-0	0	0	0
Steve Foley	5	0	5	0	0-0	0	0	0
Damon Griffin	5	0	5	0	0-0	0	0	0
Tremain Mack.....	5	0	5	0	0-0	0	1	0
Greg Myers	4	1	5	0	0-0	0	0	0
Adrian Ross.....	4	1	5	0	0-0	0	0	0
Brian Simmons.....	3	2	5	0	0-0	0	0	0
Michael Basnight	3	1	4	1	0-0	0	0	0
Will Brice	3	0	3	0	0-0	0	0	0
Rico Clark	3	0	3	0	0-0	0	0	0
Brad Costello	3	0	3	0	0-0	0	0	0
Takeo Spikes.....	3	0	3	0	0-0	0	0	0
Rodney Heath	2	1	3	0	1-0	0	0	0
Ty Howard	2	1	3	0	0-0	0	0	0
James Hundon	2	0	2	0	0-0	0	0	0
Tony McGee	2	0	2	0	0-0	0	0	0
Ben Peterson.....	2	0	2	0	0-0	0	0	0
Myron Bell	1	0	1	0	0-0	0	0	0
Brian Milne	1	0	1	0	0-0	0	0	0
Doug Pelfrey	1	0	1	0	0-0	0	0	0
Jimmy Sprote	1	0	1	0	0-0	0	0	0

2000 STATISTICS

RECORD: 4-12-0

HEAD COACH: BRUCE COSLET (GAMES 1-3; RECORD 0-3);
DICK LeBEAU (GAMES 4-16; RECORD 4-9)

DATE	W-L	SCORE	OPPONENT	ATTENDANCE
9-3-00			— BYE —	
9-10-00	L	7-24	CLEVELAND	64,006
9-17-00	L	0-13	at Jacksonville	45,653
9-24-00	L	0-37	at Baltimore	68,481
10-1-00	L	16-31	MIAMI	61,535
10-8-00	L	14-23	TENNESSEE	63,406
10-15-00	L	0-15	at Pittsburgh	54,328
10-22-00	W	31-21	DENVER	61,603
10-29-00	W	12-3	at Cleveland	73,118
11-5-00	L	7-27	BALTIMORE	54,759
11-12-00	L	6-23	at Dallas	62,170
11-19-00	L	13-16	at New England	60,292
11-26-00	L	28-48	PITTSBURGH	63,925
12-3-00	W	24-13	ARIZONA	50,289
12-10-00	L	3-35	at Tennessee	68,498
12-17-00	W	17-14	JACKSONVILLE	50,469
12-24-00	L	7-16	at Philadelphia	64,902

TEAM STATISTICS	BENGALS	OPPONENTS
TOTAL FIRST DOWNS.....	254	307
Rushing.....	119	101
Passing.....	109	182
Penalty.....	26	24
3rd Down: Made-Att.....	77-227	102-239
3rd Down Pct.....	33.9	42.7
4th Down: Made-Att.....	10-25	4-13
4th Down Pct.....	40.0	30.8
POSSESSION AVG.....	27.13	32.47
TOTAL NET YARDS.....	4260	5487
Avg. Per Game.....	266.3	342.9
Total Plays.....	1001	1068
Avg. Per Play.....	4.3	5.1
NET YARDS RUSHING.....	2314	1925
Avg. Per Game.....	144.6	120.3
Total Rushes.....	495	504
NET YARDS PASSING.....	1946	3562
Avg. Per Game.....	121.6	222.6
Sacked-Yards Lost.....	52-273	26-168
Gross Yards.....	2219	3730
Att.-Completions.....	454-207	538-318
Completion Pct.....	45.6	59.1
Had Intercepted.....	14	9
PUNTS-AVG.....	94-40.2	80-41.7
Punting Avg.....	33.1	35.5
PENALTIES-YARDS.....	99-878	115-924
FUMBLES-BALLS LOST.....	37-21	22-12
TOUCHDOWNS.....	21	40
Rushing.....	13	12
Passing.....	6	26
Returns.....	2	2

SCORE BY PERIODS	1	2	3	4	OT	PTS
BENGALS.....	24	74	41	46	0	185
OPPONENTS.....	92	106	91	70	0	359

SCORING	TD	TD-R	TD-P	TD-Rt	K-PAT	FG	S	PTS
Neil Rackers.....	0	0	0	0	21-21	12-21	0	57
Corey Dillon.....	7	7	0	0	—	—	0	42
Peter Warrick.....	7	2	4	1	—	—	0	42
Brandon Bennett.....	3	3	0	0	—	—	0	18
Ron Dugans.....	1	0	1	0	—	—	0	6
Tony McGee.....	1	0	1	0	—	—	0	6
Scott Mitchell.....	1	1	0	0	—	—	0	6
Darryl Williams.....	1	0	0	1	—	—	0	6
(team).....	—	—	—	—	—	—	1	2
BENGALS.....	21	13	6	2	21-21	12-21	1	185
OPPONENTS.....	40	12	26	2	39-40	26-36	1	359

Two-point conversions: None. BENGALS 0-0, OPPONENTS 0-0.

PASSING	ATT	CMP	YDS	CMP%	YDS/ATT	TD	TD%	INT	INT%	LG	SKD-YDS	RAT
Akili Smith.....	267	118	1253	44.2	4.69	3	1.1	6	2.2	46	36-191	52.8
Scott Mitchell.....	187	89	966	47.6	5.17	3	1.6	8	4.3	38	16-82	50.8
BENGALS.....	454	207	2219	45.6	4.89	6	1.3	14	3.1	46	52-273	52.0
OPPONENTS.....	538	318	3730	59.1	6.93	26	4.8	9	1.7	77t	26-168	89.4

RUSHING	ATT	YDS	AVG	LG	TD
Corey Dillon.....	315	1435	4.6	80t	7
Brandon Bennett.....	90	324	3.6	37t	3
Akili Smith.....	41	232	5.7	21	0
Peter Warrick.....	16	148	9.3	77t	2
Scott Mitchell.....	10	61	6.1	12t	1
Nick Luchey.....	10	54	5.4	13	0
Curtis Keaton.....	6	24	4.0	8	0
Daniel Pope.....	2	22	11.0	22	0
Craig Yeast.....	1	15	15.0	15	0
Cliff Groce.....	3	4	1.3	5	0
Neil Rackers.....	1	-5	-5.0	-5	0
BENGALS.....	495	2314	4.7	80t	13
OPPONENTS.....	504	1925	3.8	30	12

RECEIVING	REC	YDS	AVG	LG	TD
Peter Warrick.....	51	592	11.6	46	4
Tony McGee.....	26	309	11.9	39	1
Craig Yeast.....	24	301	12.5	27	0
Danny Farmer.....	19	268	14.1	38	0
Brandon Bennett.....	19	168	8.8	25	0
Corey Dillon.....	18	158	8.8	31	0
Ron Dugans.....	14	125	8.9	17	1
Marco Battaglia.....	13	105	8.1	15	0
Cliff Groce.....	11	45	4.1	14	0
Nick Luchey.....	7	84	12.0	20	0
Steve Bush.....	3	39	13.0	18	0
Damon Griffin.....	2	25	12.5	16	0
BENGALS.....	207	2219	10.7	46	6
OPPONENTS.....	318	3730	11.7	77t	26

INTERCEPTIONS	NO	YDS	AVG	LG	TD
Tom Carter.....	2	40	20.0	30	0
Takeo Spikes.....	2	12	6.0	7	0
Darryl Williams.....	1	36	36.0	36t	1
Cory Hall.....	1	12	12.0	12	0
Chris Carter.....	1	6	6.0	6	0
Steve Foley.....	1	1	1.0	1	0
Robert Bean.....	1	0	0.0	0	0
BENGALS.....	9	107	11.9	36t	1
OPPONENTS.....	14	138	9.9	39	0

PUNTING	NO	YDS	AVG	NET	TB	IN-20	LG	BLK.
Daniel Pope.....	94	3775	40.2	33.1	14	18	57	0
BENGALS.....	94	3775	40.2	33.1	14	18	57	0
OPPONENTS.....	80	3338	41.7	35.5	7	30	70	0

PUNT RETURNS	NO	FC	YDS	AVG	LG	TD
Craig Yeast.....	34	14	225	6.6	27	0
Peter Warrick.....	7	1	123	17.6	82t	1
Damon Griffin.....	1	0	9	9.0	9	0
BENGALS.....	42	15	357	8.5	82t	1
OPPONENTS.....	40	17	387	9.7	39	0

KICKOFF RETURNS	NO	YDS	AVG	LG	TD
Tremain Mack.....	50	1036	20.7	50	0
Damon Griffin.....	8	129	16.1	29	0
Craig Yeast.....	7	106	15.1	29	0
Curtis Keaton.....	6	100	16.7	25	0
Steve Bush.....	3	18	6.0	8	0
Nick Luchey.....	2	12	6.0	12	0
Rodney Heath.....	1	22	22.0	22	0
Marco Battaglia.....	0f	0	—	—	0
BENGALS.....	77	1423	18.5	50	0
OPPONENTS.....	42	898	21.4	37	0

FIELD GOALS	1-19	20-29	30-39	40-49	50+
Neil Rackers.....	0-0	5-5	5-9	2-7	0-0
BENGALS.....	0-0	5-5	5-9	2-7	0-0
OPPONENTS.....	3-3	5-6	12-16	6-10	0-1

Neil Rackers: (42B), (44N, 47N), (—), (23G, 38G, 34G), (35B, 46N), (—), (24G), (39G), (—), (22G, 37G), (28G, 30N, 45G), (—), (36N, 45N, 32G), (45G), (27G), (31N).

Opponents: (30G), (30G, 33N, 19G), (30G, 37G, 19G), (40G), (22G, 41G, 33N, 34G), (36G, 28G), (48N, 48N), (18G), (38G, 32G), (39N, 44N, 43G, 35G, 42G, 51N), (38G, 21G, 22G), (44G, 28G), (31N), (—), (28N), (32G, 45G, 41N, 33G).

USUAL STARTERS

OFFENSE	DEFENSE
WR Craig Yeast	LDE Vaughn Booker,
LOT Rod Jones	Michael Bankston
LG Matt O'Dwyer,	LDT Oliver Gibson
Scott Rehberg	RDT John Copeland
C Rich Braham,	RDE Michael Bankston,
Brock Gutierrez	John Copeland
RG Mike Goff	LLB Steve Foley
ROT Willie Anderson	MLB Armegis Spearman
TE Tony McGee	RLB Takeo Spikes
WR Peter Warrick	LCB Tom Carter
QB Akili Smith,	RCB Rodney Heath
Scott Mitchell	Artrell Hawkins
HB Corey Dillon	SS Chris Carter,
FB Cliff Groce,	Cory Hall
M. Battaglia (TE),	Darryl Williams
Nick Luchey	

DEFENSE*	ST	AT	TT	SKS-YDS	INT-YDS	PD	FF	FR-YDS
Takeo Spikes.....	109	19	128	2-16	2-12	4	0	3-0
Darryl Williams.....	80	21	101	0-0	1-36	5	3	0-0
Armegis Spearman.....	46	24	70	1-12	0-0	4	0	0-0
Michael Bankston.....	50	14	64	0-0	0-0	2	0	0-0
Chris Carter.....	49	11	60	1-9	1-6	2	2	1-0
Oliver Gibson.....	42	10	52	4-17	0-0	1	0	0-0
Artrell Hawkins.....	43	4	47	0-0	0-0	9	1	1-12
Rodney Heath.....	40	4	44	0-0	0-0	12	0	1-0
Tom Carter.....	36	7	43	0-0	2-40	11	0	0-0
Steve Foley.....	34	9	43	4-16	1-1	8	2	1-0
Cory Hall.....	36	5	41	4-32	1-12	2	0	0-0
John Copeland.....	32	7	39	1-8	0-0	1	0	1-4
Adrian Ross.....	31	2	33	1-6	0-0	3	0	0-0
Jevon Langford.....	19	3	22	0-0	0-0	2	0	0-0
Robert Bean.....	17	2	19	0-0	1-0	6	0	0-0
Tremain Mack.....	12	6	18	0-0	0-0	2	0	0-0
Vaughn Booker.....	13	4	17	0-0	0-0	1	0	0-0
Glen Steele.....	13	4	17	2-17	0-0	0	0	0-0
Mark Roman.....	15	1	16	0-0	0-0	2	1	0-0
Reinard Wilson.....	9	6	15	3-16	0-0	1	2	1-3
Tom Barndt.....	7	5	12	0-0	0-0	0	1	1-0
Canute Curtis.....	8	2	10	2-9	0-0	0	2	0-0
Brian Simmons.....	7	2	9	1-10	0-0	0	1	0-0
Billy Granville.....	2	0	2	0-0	0-0	0	0	0-0

SPECIAL TEAMS*	ST	AT	TT	FF	FR-YDS	BP	BFG	BXP
Artrell Hawkins.....	9	3	12	0	0-0	0	0	0
Damon Griffin.....	7	2	9	0	0-0	0	0	0
Billy Granville.....	6	2	8	0	1-0	0	0	0
Brandon Bennett.....	7	0	7	0	0-0	0	0	0
Robert Bean.....	6	0	6	0	0-0	0	0	0
Canute Curtis.....	6	0	6	0	1-0	0	0	0
Chris Carter.....	5	1	6	0	0-0	0	0	0
Rodney Heath.....	5	1	6	0	0-0	0	0	0
Adrian Ross.....	5	0	5	0	0-0	0	0	0
Tremain Mack.....	4	1	5	1	0-0	0	0	0
Brad St. Louis.....	4	0	4	0	0-0	0	0	0
Reinard Wilson.....	4	0	4	0	0-0	0	0	0
Armegis Spearman.....	3	1	4	0	0-0	0	0	0
Steve Bush.....	2	0	2	0	0-0	0	0	0
Neil Rackers.....	2	0	2	0	0-0	0	0	0
JoJuan Armour.....	1	0	1	0	0-0	0	0	0
Marco Battaglia.....	1	0	1	0	0-0	0	0	0
Mark Roman.....	1	0	1	0	0-0	0	0	0
Daniel Pope.....	0	1	1	0	0-0	0	0	0

MISCELLANEOUS DEFENSE*	ST	AT	TT	FF	FR-YDS
Peter Warrick.....	5	0	5	0	0-0
Corey Dillon.....	2	0	2	0	0-0
John Jackson.....	2	0	2	0	0-0
Willie Anderson.....	1	0	1	0	0-0
Marco Battaglia.....	1	0	1	0	0-0
Brandon Bennett.....	1	0	1	0	0-0
Steve Bush.....	1	0	1	0	0-0
Mike Goff.....	1	0	1	0	0-0
Damon Griffin.....	1	0	1	0	0-0
Brock Gutierrez.....	1	0	1	0	0-0
Rod Jones.....	1	0	1	0	0-0
Matt O'Dwyer.....	1	0	1	0	0-0
Jamain Stephens.....	1	0	1	0	0-0
Craig Yeast.....	1	0	1	0	0-0

* NOTE: All defensive statistics above are press box statistics produced at the games.

2001 STATISTICS

RECORD: 6-10-0

HEAD COACH: DICK LeBEAU

DATE	W-L	SCORE	OPPONENT	ATTENDANCE
9-9-01	W	23-17	NEW ENGLAND	51,521
9-16-01	—	—	at Tennessee.....	RESCHEDULED FOR JAN. 6
9-23-01	W	21-10	BALTIMORE	51,121
9-30-01	L	14-28	at San Diego	56,048
10-7-01	L	7-16	at Pittsburgh	62,335
10-14-01	W	24-14	CLEVELAND	64,217
10-21-01	L	0-24	CHICAGO	63,408
10-28-01	W	31-27	at Detroit	69,343
11-4-01			— BYE —	
11-11-01	L	13-30	at Jacksonville	57,161
11-18-01	L	7-20	TENNESSEE	63,865
11-25-01	L	0-18	at Cleveland	72,918
12-2-01	L	13-16 (OT)	TAMPA BAY	52,135
12-9-01	L	10-14	JACKSONVILLE	44,920
12-16-01	L	14-15	at N.Y. Jets	77,745
12-23-01	L	0-16	at Baltimore	68,987
12-30-01	W	26-23 (OT)	PITTSBURGH	63,751
1-6-02	W	23-21	at Tennessee	68,798

TEAM STATISTICS	BENGALS	OPPONENTS
TOTAL FIRST DOWNS.....	294	281
Rushing.....	96	86
Passing.....	176	173
Penalty.....	22	22
3rd Down: Made-Att.....	93-243	86-225
3rd Down Pct.....	38.3	38.2
4th Down: Made-Att.....	6-23	5-13
4th Down Pct.....	26.1	38.5
POSSESSION AVG.....	29:16	30:44
TOTAL NET YARDS.....	4800	4832
Avg. Per Game.....	300.0	302.0
Total Plays.....	1071	1013
Avg. Per Play.....	4.5	4.8
NET YARDS RUSHING.....	1712	1675
Avg. Per Game.....	107.0	104.7
Total Rushes.....	441	453
NET YARDS PASSING.....	3088	3157
Avg. Per Game.....	193.0	197.3
Sacked-Yards Lost.....	28-203	48-320
Gross Yards.....	3291	3477
Att.-Completions.....	602-322	512-311
Completion Pct.....	53.5	60.7
Had Intercepted.....	26	13
PUNTS-AVG.....	86-39.6	86-41.2
Net Punting Avg.....	33.6	34.8
PENALTIES-YARDS.....	103-870	101-837
FUMBLES-BALLS LOST.....	28-11	33-15
TOUCHDOWNS.....	25	35
Rushing.....	11	10
Passing.....	12	23
Returns.....	2	2

SCORE BY PERIODS	1	2	3	4	OT	PTS
BENGALS.....	27	75	56	65	3	226
OPPONENTS.....	67	83	79	77	3	309

SCORING	TD	TD-R	TD-P	TD-Rt	K-PAT	FG	S	PTS
Corey Dillon.....	13	10	3	0	—	—	0	78
Neil Rackers.....	0	0	0	0	23-24	17-28	0	74
Ron Dugans.....	2	0	2	0	—	—	0	14
Darnay Scott.....	2	0	2	0	—	—	0	12
Danny Farmer.....	1	0	1	0	—	—	0	6
Chad Johnson.....	1	0	1	0	—	—	0	6
Jon Kitna.....	1	1	0	0	—	—	0	6
Tony McGee.....	1	0	1	0	—	—	0	6
Lorenzo Neal.....	1	0	1	0	—	—	0	6
Brian Simmons.....	1	0	0	1	—	—	0	6
Takeo Spikes.....	1	0	0	1	—	—	0	6
Peter Warrick.....	1	0	1	0	—	—	0	6
BENGALS.....	25	11	12	2	23-24	17-28	0	226
OPPONENTS.....	35	10	23	2	29-31	22-30	1	309

Two-point conversions: Ron Dugans. BENGALS 1-1, OPPONENTS 1-4.

PASSING	ATT	CMP	YDS	CMP%	YDS/ATT	TD	TD%	INT	INT%	LG	SKD-YDS	RAT
Jon Kitna.....	581	313	3216	53.9	5.54	12	2.1	22	3.8	49	25-185	61.1
Scott Mitchell.....	12	4	38	33.3	3.17	0	0.0	3	25.0	16	2-15	3.5
Akili Smith.....	8	5	37	62.5	4.63	0	0.0	0	0.0	14	1-3	73.4
Corey Dillon.....	1	0	0	0.0	0.00	0	0.0	1	100.0	—	0-0	0.0
BENGALS.....	602	322	3291	53.5	5.47	12	2.0	26	4.3	49	28-203	58.1
OPPONENTS.....	512	311	3477	60.7	6.79	23	4.5	13	2.5	47	48-320	85.4

RUSHING	ATT	YDS	AVG	LG	TD
Corey Dillon.....	340	1315	3.9	96t	10
Brandon Bennett.....	50	232	4.6	36	0
Jon Kitna.....	27	73	2.7	20	1
Curtis Keaton.....	5	48	9.6	21	0
Akili Smith.....	6	20	3.3	6	0
Peter Warrick.....	8	14	1.8	13	0
Lorenzo Neal.....	5	10	2.0	4	0
BENGALS.....	441	1712	3.9	96t	11
OPPONENTS.....	453	1675	3.7	48	10

RECEIVING	REC	YDS	AVG	LG	TD
Peter Warrick.....	70	667	9.5	33	1
Darnay Scott.....	57	819	14.4	49	2
Corey Dillon.....	34	228	6.7	17	3
Chad Johnson.....	28	329	11.8	28	1
Ron Dugans.....	28	251	9.0	31	2
T.J. Houshmandzadeh.....	21	228	10.9	23	0
Brandon Bennett.....	20	150	7.5	15	0
Lorenzo Neal.....	19	101	5.3	12	1
Danny Farmer.....	15	228	15.2	27	1
Tony McGee.....	14	148	10.6	25t	1
Marco Battaglia.....	13	118	9.1	17	0
Kirk McMullen.....	2	15	7.5	11	0
Curtis Keaton.....	1	9	9.0	9	0
BENGALS.....	322	3291	10.2	49	12
OPPONENTS.....	311	3477	11.2	47	23

INTERCEPTIONS	NO	YDS	AVG	LG	TD
Kevin Kaesviharn.....	3	41	13.7	29	0
Artrell Hawkins.....	3	26	8.7	22	0
Justin Smith.....	2	28	14.0	21	0
Takeo Spikes.....	1	66	66.0	66t	1
Darryl Williams.....	1	16	16.0	16	0
Chris Carter.....	1	10	10.0	10	0
Brian Simmons.....	1	5	5.0	5	0
Mark Roman.....	1	0	0.0	0	0
BENGALS.....	13	192	14.8	66t	1
OPPONENTS.....	26	392	15.1	64	0

PUNTING	NO	YDS	AVG	NET	TB	IN-20	LG	BLK.
Nick Harris.....	84	3372	40.1	33.9	6	21	57	1
Neil Rackers.....	1	32	32.0	12.0	1	0	32	0
BENGALS.....	86	3404	39.6	33.6	7	21	57	1
OPPONENTS.....	86	3541	41.2	34.8	13	29	76	0

PUNT RETURNS	NO	FC	YDS	AVG	LG	TD
Peter Warrick.....	18	10	116	6.4	31	0
T.J. Houshmandzadeh.....	12	5	163	13.6	86	0
Danny Farmer.....	1	1	11	11.0	11	0
BENGALS.....	31	16	290	9.4	86	0
OPPONENTS.....	47	17	374	8.0	24	0

KICKOFF RETURNS	NO	YDS	AVG	LG	TD
Curtis Keaton.....	42	891	21.2	64	0
T.J. Houshmandzadeh.....	10	185	18.5	23	0
Brandon Bennett.....	4	60	15.0	19	0
Rudi Johnson.....	4	79	19.8	25	0
Brock Gutierrez.....	2	15	7.5	8	0
BENGALS.....	62	1230	19.8	64	0
OPPONENTS.....	46	1157	25.2	101t	1

FIELD GOALS	1-19	20-29	30-39	40-49	50+
Neil Rackers.....	0-0	4-6	8-11	4-9	1-2
BENGALS.....	0-0	4-6	8-11	4-9	1-2
OPPONENTS.....	0-0	8-8	6-9	7-11	1-2

Neil Rackers: (36G, 47G, 33G), (43N, 39N, 45N), (—), (51N), (27G, 22N, 42G, 21G), (39N), (47N, 39G), (26G, 52G), (—), (43N, 47N), (23G, 41G), (47G), (—), (—), (32N, 28N, 34G, 31G), (30G, 33G, 34G).

Opponents: (39G)(38G), (38N), (26G, 42G, 48G), (—), (48G, 43N), (51G, 24G), (—), (41G, 37G), (23G, 27G, 23G, 33G), (43N, 38G, 48G, 51N, 21G), (44N), (40N, 24G, 34N), (43G, 29G, 33N, 43G), (38G), (—).

USUAL STARTERS

OFFENSE	DEFENSE
WR Darnay Scott	LDE Vaughn Booker
LOT Richmond Webb	LDT Oliver Gibson
LG Matt O'Dwyer	RDT Tony Williams
C Rich Braham	RDE Justin Smith
RG Mike Goff	LLB Steve Foley
ROT Willie Anderson	MLB Brian Simmons
TE Tony McGee	RLB Takeo Spikes
WR Peter Warrick	LCB Mark Roman
QB Jon Kitna	RCB Artrell Hawkins
HB Corey Dillon	SS JoJuan Armour
FB Lorenzo Neal	FS Cory Hall

DEFENSE*	ST	AT	TT	SKS-YDS	INT-YDS	PD	FF	FR-YDS
Takeo Spikes.....	80	29	109	6-58	1-66	5	1	0-0
Brian Simmons.....	51	32	83	6.5-41	1-5	5	2	0-0
Artrell Hawkins.....	49	10	59	0-0	3-26	6	2	1-0
Oliver Gibson.....	45	10	55	3-16	0-0	3	0	1-0
Justin Smith.....	41	13	54	8.5-76	2-28	5	0	0-0
Mark Roman.....	44	7	51	2-10	1-0	7	0	1-(-1)
Chris Carter.....	34	15	49	0-0	1-10	6	0	1-12
JoJuan Armour.....	36	11	47	0-0	0-0	3	0	0-0
Cory Hall.....	31	16	47	0-0	0-0	3	0	1-73
Robert Bean.....	39	3	42	0-0	0-0	5	1	0-0
Vaughn Booker.....	34	6	40	1.5-8	0-0	2	1	0-0
Steve Foley.....	25	14	39	0-0	0-0	0	2	0-0
Tony Williams.....	15	23	38	5-25	0-0	1	0	2-0
Reinard Wilson.....	26	11	37	9-47.5	0-0	3	1	2-0
Kevin Kaesviharn.....	22	3	25	0-0	3-41	6	0	0-0
Darryl Williams.....	19	6	25	3.5-22	1-16	2	1	1-0
Bernard Whittington.....	17	4	21	0-0	0-0	1	0	0-0
Rodney Heath.....	16	3	19	0-0	0-0	4	1	1-0
Canute Curtis.....	11	8	19	0-0	0-0	1	0	0-0
Glen Steele.....	5	5	10	1-4.5	0-0	1	1	1-0
Adrian Ross.....	4	5	9	1-6	0-0	0	0	0-0
Tom Carter.....	7	0	7	0-0	0-0	3	0	0-0
Ligarius Jennings.....	6	0	6	0-0	0-0	0	0	0-0
Jevon Langford.....	3	0	3	0-0	0-0	0	0	0-0
Mario Monds.....	1	0	1	0-0	0-0	0	0	0-0
(team).....	—	—	—	1-6	—	—	—	—

SPECIAL TEAMS*	ST	AT	TT	FF	FR-YDS	BP	BFG	BXP
Ron Dugans.....	14	3	17	0	0-0	0	0	0
Adrian Ross.....	11	2	13	0	0-0	0	0	0
Chris Carter.....	8	2	10	0	1-0	0	0	0
Canute Curtis.....	4	6	10	1	1-3	0	0	0
JoJuan Armour.....	3	5	8	0	0-0	0	0	0
Kevin Kaesviharn.....	7	0	7	0	0-0	0	0	0
Ligarius Jennings.....	6	0	6	0	0-0	0	0	0
Robert Bean.....	3	3	6	0	1-10	0	0	0
Brandon Bennett.....	4	0	4	0	0-0	0	0	0
Darryl Williams.....	3	1	4	0	0-0	0	0	0
Cory Hall.....	2	1	3	0	0-0	0	0	0
Reinard Wilson.....	2	1	3	0	0-0	0	0	0
Riall Johnson.....	1	2	3	0	0-0	0	0	0
Lorenzo Neal.....	2	0	2	0	0-0	0	0	0
Brad St. Louis.....	2	0	2	0	0-0	0	0	0
Randy Chevier.....	1	1	2	0	0-0	0	0	0
Steve Foley.....	1	0	1	0	0-0	0	0	0
Rodney Heath.....	1	0	1	0	0-0	0	0	0
Neil Rackers.....	1	0	1	0	0-0	0	0	0
Brian Simmons.....	1	0	1	0	0-0	0	0	0
Peter Warrick.....	1	0	1	0	0-0	0	0	0

Lateral.

MISCELLANEOUS DEFENSE*	ST	AT	TT	FF	FR-YDS
Corey Dillon.....	4	0	4	0	0-0
Chad Johnson.....	4	0	4	0	0-0
Darnay Scott.....	4	0	4	0	0-0
Rich Braham.....	3	0	3	0	0-0
Ron Dugans.....	2	0	2	0	0-0
Mike Goff.....	2	0	2	0	0-0
Jon Kitna.....	2	0	2	0	0-0
Peter Warrick.....	2	0	2	0	0-0
Richmond Webb.....	2	0	2	0	0-0
Brandon Bennett.....	1	2	2	0	0-0
Marco Battaglia.....	1	0	1	0	0-0
Robert Bean.....	1	0	1	0	0-0
Danny Farmer.....	1	0	1	0	0-0
T.J. Houshmandzadeh.....	1	0	1	0	0-0
Matt O'Dwyer.....	1	0	1	0	0-0

2002 STATISTICS

RECORD: 2-14-0

HEAD COACH: DICK LeBEAU

DATE	W-L	SCORE	OPPONENT	ATTENDANCE
9-8-02	L	6-34	SAN DIEGO	53,705
9-15-02	L	7-20	at Cleveland	73,358
9-22-02	L	3-30	at Atlanta	68,129
9-29-02	L	7-35	TAMPA BAY	57,234
10-6-02	L	21-28	at Indianapolis	56,570
10-13-02	L	7-34	PITTSBURGH	63,900
10-20-02			— BYE —	
10-27-02	L	24-30	TENNESSEE	52,822
11-3-02	W	38-3	at Houston	69,827
11-10-02	L	27-38	at Baltimore	69,024
11-17-02	L	20-27	CLEVELAND	64,060
11-24-02	L	21-29	at Pittsburgh	60,473
12-1-02	L	23-27	BALTIMORE	44,878
12-8-02	L	31-52	at Carolina	66,799
12-15-02	L	15-29	JACKSONVILLE	42,092
12-22-02	W	20-13	NEW ORLEANS	43,544
12-29-02	L	9-27	at Buffalo	47,850

TEAM STATISTICS	BENGALS	OPPONENTS
TOTAL FIRST DOWNS	315	315
Rushing	105	104
Passing	186	182
Penalty	24	29
3rd Down: Made-Att	87-223	83-199
3rd Down Pct.	39.0	41.7
4th Down: Made-Att	11-30	7-14
4th Down Pct.	36.7	50.0
POSSESSION AVG.	28:55	31:05
TOTAL NET YARDS	5206	5265
Avg. Per Game	325.4	329.1
Total Plays	1054	976
Avg. Per Play	4.9	5.4
NET YARDS RUSHING	1730	2003
Avg. Per Game	108.1	125.2
Total Rushes	426	498
NET YARDS PASSING	3476	3262
Avg. Per Game	217.3	203.9
Sacked-Yards Lost	37-256	24-153
Gross Yards	3732	3415
Att.-Completions	591-350	454-287
Completion Pct.	59.2	63.2
Had Intercepted	22	9
PUNTS-AVG.	73-38.2	65-41.8
Net Punting Avg.	28.7	37.9
PENALTY-YARDS	99-884	101-867
FUMBLES-BALLS LOST	26-13	21-11
TOUCHDOWNS	34	55
Rushing	13	16
Passing	17	30
Returns	4	9

SCORE BY PERIODS	1	2	3	4	OT	PTS
BENGALS	61	91	50	77	0	279
OPPONENTS	110	157	95	94	0	456

SCORING	TD	TD-R	TD-P	TD-Rt	K-PAT	FG	S	PTS
Neil Rackers	0	0	0	0	30-32	15-18	0	75
Corey Dillon	7	7	0	0	—	—	0	42
Peter Warrick	6	0	6	0	—	—	0	36
Chad Johnson	5	0	5	0	—	—	0	30
Jon Kitna	4	4	0	0	—	—	0	24
Nick Luchey	2	2	0	0	—	—	0	12
Matt Schobel	2	0	2	0	—	—	0	12
Michael Westbrook	2	0	2	0	—	—	0	12
Brandon Bennett	1	0	0	1	—	—	0	6
Artrell Hawkins	1	0	0	1	—	—	0	6
T.J. Houshmandzadeh	1	0	1	0	—	—	0	6
Lorenzo Neal	1	0	1	0	—	—	0	6
Brian Simmons	1	0	0	1	—	—	0	6
Takeo Spikes	1	0	0	1	—	—	0	6
BENGALS	34	13	17	4	30-32	15-18	0	279
OPPONENTS	55	16	30	9	51-52	23-31	1	456

Two-point conversions: None. BENGALS 0-2, OPPONENTS 2-3.

PASSING	ATT	CMP	YDS	CMP%	YDS/ATT	TD	TD%	INT	INT%	LG	SKD-YDS	RAT
Jon Kitna	473	294	3178	62.2	6.72	16	3.4	16	3.4	72t	24-159	79.1
Gus Frerotte	85	44	437	51.8	5.14	1	1.2	5	5.9	51	10-74	46.1
Akili Smith	33	12	117	36.4	3.55	0	0.0	1	3.0	24	3-23	34.5
BENGALS	591	350	3732	59.2	6.31	17	2.9	22	3.7	72t	37-256	71.8
OPPONENTS	454	287	3415	63.2	7.52	30	6.6	9	2.0	69	24-153	99.9

RUSHING	ATT	YDS	AVG	LG	TD
Corey Dillon	314	1311	4.2	67t	7
Brandon Bennett	33	155	4.7	29	0
Rudi Johnson	17	67	3.9	13	0
Nick Luchey	12	59	4.9	10	2
Jon Kitna	24	57	2.4	12t	4
Lorenzo Neal	9	31	3.4	9	0
Gus Frerotte	4	22	5.5	9	0
Peter Warrick	8	22	2.8	11	0
Akili Smith	4	5	1.3	3	0
Michael Westbrook	1	1	1.0	1	0
BENGALS	426	1730	4.1	67t	13
OPPONENTS	498	2003	4.0	41t	16

RECEIVING	REC	YDS	AVG	LG	TD
Chad Johnson	69	1166	16.9	72t	5
Peter Warrick	53	606	11.4	37t	6
Ron Dugans	47	421	9.0	31	0
Corey Dillon	43	298	6.9	19	0
T.J. Houshmandzadeh	41	492	12.0	31	1
Matt Schobel	27	212	7.9	20t	2
Lorenzo Neal	21	133	6.3	15	1
Brandon Bennett	18	109	6.1	15	0
Danny Farmer	9	115	12.8	51	0
Michael Westbrook	8	94	11.8	26t	2
Nick Luchey	7	46	6.6	15	0
Rudi Johnson	6	34	5.7	14	0
Tony Stewart	1	6	6.0	6	0
BENGALS	350	3732	10.7	72t	17
OPPONENTS	287	3415	11.9	69	30

INTERCEPTIONS	NO	YDS	AVG	LG	TD
Artrell Hawkins	2	102	51.0	102t	1
Kevin Kaesviharn	2	17	8.5	17	0
Brian Simmons	1	51	51.0	51t	1
Oliver Gibson	1	6	6.0	6	0
Jeff Burris	1	5	5.0	5	0
Lamont Thompson	1	4	4.0	4	0
Cory Hall	1	2	2.0	2	0
BENGALS	9	187	20.8	102t	1
OPPONENTS	22	428	19.5	98t	3

PUNTING	NO	YDS	AVG	NET	TB	IN-20	LG	BLK.
Nick Harris	65	2608	40.1	31.4	4	11	57	1
Travis Dorsch	5	162	32.4	1.8	0	0	46	0
Neil Rackers	2	17	8.5	6.5	0	1	19	0
BENGALS	73	2787	38.2	28.7	4	12	57	1
OPPONENTS	65	2714	41.8	37.9	6	24	64	0

PUNT RETURNS	NO	FC	YDS	AVG	LG	TD
T.J. Houshmandzadeh	24	4	117	4.9	34	0
Peter Warrick	4	0	14	3.5	10	0
Jeff Burris	0	1	0	—	—	0
Danny Farmer	0	4	0	—	—	0
BENGALS	28	9	131	4.7	34	0
OPPONENTS	41	8	611	14.9	95t	3

KICKOFF RETURNS	NO	YDS	AVG	LG	TD
Brandon Bennett	49	1231	25.1	94t	1
T.J. Houshmandzadeh	13	288	22.2	44	0
Rudi Johnson	13	277	21.3	42	0
Lorenzo Neal	5	52	10.4	17	0
Nick Luchey	3	40	13.3	17	0
Ron Dugans	1	6	6.0	6	0
Brock Gutierrez	1	11	11.0	11	0
BENGALS	85	1905	22.4	94t	1
OPPONENTS	57	1191	20.9	99t	1

FIELD GOALS	1-19	20-29	30-39	40-49	50+
Neil Rackers	2-2	5-5	3-3	3-5	2-3
BENGALS	2-2	5-5	3-3	3-5	2-3
OPPONENTS	0-0	7-8	8-11	7-9	1-3

Neil Rackers: (21G, 54G), (—), (24G), (45N), (—), (46N), (44G), (25G), (43G, 35G), (37G, 31G), (—), (40G), (52N, 24G), (51G, 18G, 25G), (—), (19G).

Opponents: (28G, 27G), (52G, 45G), (44G, 26G, 34G), (—), (—), (34G, 32N, 30G), (33G, 28G, 46G), (23G, 46B, 53N), (33G), (24N, 27G, 40G), (33G, 51N, 43G, 45G), (49N, 38N), (—), (—), (38G, 33N, 43G), (32G, 25G).

USUAL STARTERS

OFFENSE	DEFENSE
WR Chad Johnson	LDE Bernard Whittington
LOT Levi Jones	OLB Oliver Gibson
LG Matt O'Dwyer	DT Glen Steele
C Rich Braham	RDT Tony Williams
RG Mike Goff	RDE Justin Smith
ROT Willie Anderson	LLB Canute Curtis
TE Matt Schobel	MLB Brian Simmons
WR Peter Warrick	RLB Takeo Spikes
QB Jon Kitna	LCB Jeff Burris
HB Corey Dillon	RCB Artrell Hawkins
FB Lorenzo Neal	SS JoJuan Armour, Marquand Manuel
	FS Cory Hall

DEFENSE*	ST	AT	TT	SKS-YDS	INT-YDS	PD	FF	FR-YDS
Takeo Spikes	81	32	113	1.5-12	0-0	1	1	4-45
Brian Simmons	65	21	86	3-12	1-51	7	0	0-0
Artrell Hawkins	69	7	76	2-12	2-102	6	1	2-19
Jeff Burris	50	12	62	0-0	1-5	11	2	1-32
Justin Smith	48	13	61	6.5-56	0-0	3	2	0-0
Cory Hall	43	15	58	2-6	1-2	1	1	0-0
JoJuan Armour	32	20	52	0-0	0-0	2	1	0-0
Kevin Kaesviharn	43	7	50	0-0	2-17	10	1	0-0
Canute Curtis	38	8	46	0-0	0-0	0	0	0-0
Tony Williams	30	12	42	5-34	0-0	0	0	0-0
Bernard Whittington	22	14	36	1-3	0-0	0	0	2-0
Marquand Manuel	26	8	34	0-0	0-0	2	1	0-0
Mark Roman	23	7	30	0-0	0-0	1	1	0-0
Oliver Gibson	19	10	29	0-0	1-6	2	0	0-0
Glen Steele	15	13	28	0-0	0-0	1	0	0-0
Adrian Ross	17	3	20	0-0	0-0	1	0	0-0
Reinard Wilson	11	2	13	0-0	0-0	2	0	0-0
Lamont Thompson	10	0	10	0-0	1-4	1	0	0-0
Vaughn Booker	5	2	7	0-0	0-0	1	0	0-0
Reggie Myles	4	0	4	0-0	0-0	0	0	0-0
Jason Perry	2	2	4	0-0	0-0	0	0	1-15
Ligarius Jennings	1	2	3	0-0	0-0	1	0	0-0
Eric Ogbogu	1	2	3	0-0	0-0	0	0	0-0
(team)	—	—	—	3-18	—	—	—	—

SPECIAL TEAMS*	ST	AT	TT	FF	FR-YDS	BP	BFG	BXP
Ron Dugans	12	3	15	0	0-0	0	0	0
Brandon Bennett	10	0	10	0	0-0	0	0	0
JoJuan Armour	6	2	8	0	0-0	0	1	0
Marquand Manuel	6	2	8	0	0-0	0	0	0
Brad St. Louis	6	2	8	0	0-0	0	0	0
Ligarius Jennings	5	1	6	0	0-0	0	0	0
Riall Johnson	4	2	6	0	0-0	0	0	0
Reggie Myles	4	2	6	0	0-0	0	0	0
Canute Curtis	4	1	5	0	0-0	0	0	0
Adrian Ross	4	1	5	0	0-0	0	0	0
Cory Hall	4	0	4	0	0-0	0	0	0
Neil Rackers	3	1	4	0	0-0	0	0	0
Chris Edmonds	3	0	3	0	0-0	0	0	0
Lorenzo Neal	3	0	3	0	0-0	0	0	0
Lamont Thompson	2	1	3	0	0-0	0	0	0
Jeff Burris	2	0	2	0	0-0	0	0	0
Kevin Kaesviharn	2	0	2	0	0-0	0	0	0
Armegis Spearman	2	0	2	0	0-0	0	0	0
Sean Brewer	1	0	1	0	0-0	0	0	0
T.J. Houshmandzadeh	1	0	1	0	0-0	0	0	0
Nick Luchey	1	0	1	0	0-0	0	0	0
Mark Roman	1	0	1	0	0-0	0	0	0
Peter Warrick	1	0	1	0	0-0	0	0	0
Reinard Wilson	1	0	1	0	0-0	0	0	0

MISCELLANEOUS DEFENSE*	ST	AT	TT	FF	FR-YDS
Matt O'Dwyer	4	0	4	0	0-0
T.J. Houshmandzadeh	3	0	3	1	0-0
Peter Warrick	3	0	3	0	1-0

2003 STATISTICS

RECORD: 8-8-0

HEAD COACH: MARVIN LEWIS

DATE	W-L	SCORE	OPPONENT	ATTENDANCE
9-7-03	L	10-30	DENVER	63,820
9-14-03	L	20-23	at Oakland	50,135
9-21-03	L	10-17	PITTSBURGH	64,596
9-28-03	W	21-14	at Cleveland	73,428
10-5-03	L	16-22 (OT)	at Buffalo	72,615
10-12-03			— BYE —	
10-19-03	W	34-26	BALTIMORE	53,553
10-26-03	W	27-24	SEATTLE	52,131
11-2-03	L	14-17	at Arizona	23,531
11-9-03	W	34-27	HOUSTON	50,437
11-16-03	W	24-19	KANSAS CITY	64,923
11-23-03	W	34-27	at San Diego	52,069
11-30-03	W	24-20	at Pittsburgh	58,797
12-7-03	L	13-31	at Baltimore	69,468
12-14-03	W	41-38	SAN FRANCISCO	64,666
12-21-03	L	10-27	at St. Louis	66,061
12-28-03	L	14-22	CLEVELAND	65,362

TEAM STATISTICS	BENGALS	OPPONENTS
TOTAL FIRST DOWNS.....	313	320
Rushing.....	101	119
Passing.....	181	177
Penalty.....	31	24
3rd Down: Made-Att.....	102-228	85-206
3rd Down Pct.....	44.7	41.3
4th Down: Made-Att.....	5-11	9-14
4th Down Pct.....	45.5	64.3
POSSESSION AVG.....	30:52	29:08
TOTAL NET YARDS.....	5329	5620
Avg. Per Game.....	333.1	351.3
Total Plays.....	1038	999
Avg. Per Play.....	5.1	5.6
NET YARDS RUSHING.....	1987	2218
Avg. Per Game.....	124.2	138.6
Total Rushes.....	481	461
NET YARDS PASSING.....	3342	3402
Avg. Per Game.....	208.9	212.6
Sacked-Yards Lost.....	37-249	30-196
Gross Yards.....	3591	3598
Att.-Completions.....	520-324	508-297
Completion Pct.....	62.3	58.5
Had Intercepted.....	15	14
PUNTS-AVG.....	77-39.5	67-42.5
Net Punting Avg.....	32.2	35.1
PENALTIES-YARDS.....	107-846	108-921
FUMBLES-BALLS LOST.....	16-7	26-10
TOUCHDOWNS.....	40	43
Rushing.....	12	18
Passing.....	26	23
Returns.....	2	2

SCORE BY PERIODS	1	2	3	4	OT	PTS
BENGALS.....	83	115	49	99	0	346
OPPONENTS.....	71	117	74	116	6	384

SCORING	TD	TD-R	TD-P	TD-Rt	K-PAT	FG	S	PTS
Shayne Graham.....	0	0	0	0	40-40	22-25	0	106
Chad Johnson.....	10	0	10	0	—	—	0	60
Rudi Johnson.....	9	9	0	0	—	—	0	54
Peter Warrick.....	8	0	7	1	—	—	0	48
Kelley Washington.....	4	0	4	0	—	—	0	24
Corey Dillon.....	2	2	0	0	—	—	0	12
Jeremi Johnson.....	2	1	1	0	—	—	0	12
Matt Schobel.....	2	0	2	0	—	—	0	12
Brandon Bennett.....	1	0	1	0	—	—	0	6
Kevin Hardy.....	1	0	0	1	—	—	0	6
Reggie Kelly.....	1	0	1	0	—	—	0	6
BENGALS.....	40	12	26	2	40-40	22-25	0	346
OPPONENTS.....	43	18	23	2	38-38	28-33	0	384

Two-point conversions: None. BENGALS 0-0, OPPONENTS 2-4.

PASSING	ATT	CMP	YDS	CMP%	YDS/ATT	TD	TD%	INT	INT%	LG	SKD-YDS	RAT
Jon Kitna.....	520	324	3591	62.3	6.91	26	5.0	15	2.9	82t	37-249	87.4
BENGALS.....	520	324	3591	62.3	6.91	26	5.0	15	2.9	82t	37-249	87.4
OPPONENTS.....	508	297	3598	58.5	7.08	23	4.5	14	2.8	73t	30-196	83.9

RUSHING	ATT	YDS	AVG	LG	TD
Rudi Johnson.....	215	957	4.5	54	9
Corey Dillon.....	138	541	3.9	39	2
Brandon Bennett.....	56	173	3.1	19	0
Peter Warrick.....	18	157	8.7	50	0
Jon Kitna.....	38	113	3.0	15	0
Jeremi Johnson.....	15	41	2.7	12	1
Kelley Washington.....	1	5	5.0	5	0
BENGALS.....	481	1987	4.1	54	12
OPPONENTS.....	461	2218	4.8	78t	18

RECEIVING	REC	YDS	AVG	LG	TD
Chad Johnson.....	90	1355	15.1	82t	10
Peter Warrick.....	79	819	10.4	77t	7
Brandon Bennett.....	25	176	7.0	16	1
Matt Schobel.....	24	332	13.8	45t	2
Kelley Washington.....	22	299	13.6	51t	4
Tony Stewart.....	21	212	10.1	21	0
Rudi Johnson.....	21	146	7.0	17	0
Jeremi Johnson.....	15	82	5.5	16	1
Reggie Kelly.....	13	81	6.2	13	1
Corey Dillon.....	11	71	6.5	14	0
Kevin Walter.....	3	18	6.0	9	0
BENGALS.....	324	3591	11.1	82t	26
OPPONENTS.....	297	3598	12.1	73t	23

INTERCEPTIONS	NO	YDS	AVG	LG	TD
Tory James.....	4	56	14.0	31	0
Jeff Burris.....	2	17	8.5	17	0
Brian Simmons.....	2	14	7.0	13	0
Rogers Beckett.....	2	11	5.5	11	0
Kevin Kaesviharn.....	1	10	10.0	10	0
Artrell Hawkins.....	1	8	8.0	8	0
Terrell Roberts.....	1	6	6.0	6	0
Mark Roman.....	1	1	1.0	1	0
BENGALS.....	14	123	8.8	31	0
OPPONENTS.....	15	225	15.0	83t	2

PUNTING	NO	YDS	AVG	NET	TB	IN-20	LG	BLK.
Kyle Richardson.....	49	1961	40.0	33.5	5	9	58	0
Nick Harris.....	28	1084	38.7	30.0	3	5	53	0
BENGALS.....	77	3045	39.5	32.2	8	14	58	0
OPPONENTS.....	67	2845	42.5	35.1	8	21	72	0

PUNT RETURNS	NO	FC	YDS	AVG	LG	TD
Peter Warrick.....	25	8	273	10.9	68t	1
Jeff Burris.....	5	0	58	11.6	34	0
BENGALS.....	30	8	331	11.0	68t	1
OPPONENTS.....	47	7	403	8.6	37	0

KICKOFF RETURNS	NO	YDS	AVG	LG	TD
Brandon Bennett.....	53	1146	21.6	46	0
Terrell Roberts.....	7	128	18.3	23	0
Kenny Watson.....	7	113	16.1	27	0
Rudi Johnson.....	2	23	11.5	15	0
Carl Powell.....	2	33	16.5	20	0
Jeremi Johnson.....	1	16	16.0	16	0
Glen Steele.....	1	2	2.0	2	0
Tony Stewart.....	1	13	13.0	13	0
BENGALS.....	74	1474	19.9	46	0
OPPONENTS.....	71	1470	20.7	45	0

FIELD GOALS	1-19	20-29	30-39	40-49	50+
Shayne Graham.....	0-0	5-5	10-10	7-8	0-2
BENGALS.....	0-0	5-5	10-10	7-8	0-2
OPPONENTS.....	1-1	11-12	9-11	5-7	2-2

Shayne Graham: (26G), (31G, 22G), (44G), (—), (39G, 37G, 54N, 30G), (44G, 37G), (30G, 25G), (—), (40G, 40G), (27G, 48N), (37G, 47G), (44G), (25G, 38G), (34G, 30G), (48G), (52N).

Opponents: (51G, 27G, 39G), (40G, 26G, 39G), (24N, 33G), (35N), (27G, 38G, 29G), (25G), (27G, 49B), (31G, 34N), (45G, 33G), (37G, 39G, 44N), (48G, 26G), (23G, 39G), (22G), (23G), (26G, 50G), (42G, 42G, 18G).

USUAL STARTERS

OFFENSE	DEFENSE
WR Peter Warrick	LDE Duane Clemons
LOT Levi Jones	LDT John Thornton
LG Eric Steinbach	RDT Tony Williams
C Rich Braham	RDE Justin Smith
RG Mike Goff	SLB Adrian Ross
ROT Willie Anderson	MLB Kevin Hardy
TE Reggie Kelly	WLB Brian Simmons
WR Chad Johnson	LCB Jeff Burris
QB Jon Kitna	Artrell Hawkins
HB Corey Dillon	Tory James
FB Jeremi Johnson	Rogers Beckett
	Kevin Kaesviharn
	Mark Roman

DEFENSE*	ST	AT	TT	SKS-YDS	INT-YDS	PD	FF	FR-YDS
Brian Simmons.....	72	31	103	1.5-9	2-14	6	2	4-13
Kevin Hardy.....	59	33	92	1.5-11	0-0	4	1	1-10
Mark Roman.....	55	19	74	0.5-5	1-1	7	1	0-0
Rogers Beckett.....	50	17	67	3-24	2-11	5	1	0-0
Tory James.....	57	6	63	1-1	4-56	18	0	0-0
Justin Smith.....	41	19	60	5-16.5	0-0	3	1	0-0
Artrell Hawkins.....	50	5	55	0-0	1-8	6	1	0-0
Adrian Ross.....	33	21	54	0-0	0-0	0	2	0-0
Kevin Kaesviharn.....	42	9	51	1-8	1-10	4	0	0-0
Duane Clemons.....	35	7	42	6-46	0-0	4	1	1-0
Tony Williams.....	28	10	38	2-9	0-0	0	1	1-(-1)
Jeff Burris.....	33	3	36	0-0	2-17	6	1	0-0
John Thornton.....	19	12	31	6-42	0-0	3	1	2-2
Oliver Gibson.....	17	7	24	0.5-3.5	0-0	3	0	0-0
Glen Steele.....	17	5	22	0.5-5.5	0-0	0	0	0-0
Carl Powell.....	10	10	20	0.5-2.5	0-0	1	1	1-0
Terrell Roberts.....	13	3	16	1-13	1-6	1	1	0-0
Marquand Manuel.....	9	2	11	0-0	0-0	1	0	0-0
Dwayne Levels.....	5	5	10	0-0	0-0	0	0	0-0
Riall Johnson.....	2	6	8	0-0	0-0	0	0	0-0
Reggie Myles.....	4	0	4	0-0	0-0	0	0	0-0

SPECIAL TEAMS*	ST	AT	TT	FF	FR-YDS	BP	BFG	BXP
Rogers Beckett.....	12	4	16	1	0-0	0	0	0
Reggie Myles.....	12	4	16	0	0-0	0	0	0
Riall Johnson.....	11	2	13	0	0-0	0	0	0
Kevin Kaesviharn.....	10	3	13	0	0-0	0	0	0
Khalid Abdullah.....	8	2	10	0	0-0	0	0	0
Brandon Bennett.....	6	2	8	0	0-0	0	0	0
Brad St. Louis.....	7	0	7	0	0-0	0	0	0
Shayne Graham.....	5	1	6	0	0-0	0	0	0
Kevin Walter.....	3	3	6	0	0-0	0	0	0
Dwayne Levels.....	5	0	5	0	0-0	0	0	0
Marquand Manuel.....	3	2	5	0	0-0	0	0	0
Tory James.....	4	0	4	0	0-0	0	0	0
Terrell Roberts.....	4	0	4	0	0-0	0	0	0
Kenny Watson.....	4	0	4	0	0-0	0	0	0
Jeff Burris.....	3	1	4	0	0-0	0	0	0
Chris Edmonds.....	2	2	4	0	0-0	0	0	0
Adrian Ross.....	3	0	3	0	0-0	0	0	0
Tony Stewart.....	3	0	3	0	0-0	0	0	0
Artrell Hawkins.....	1	2	3	0	0-0	0	0	0
Frank Chamberlin.....	1	0	1	0	0-0	0	0	0
John Thornton.....	0	0	0	0	0-0	0	1	0

MISCELLANEOUS DEFENSE*	ST	AT	TT	FF	FR-YDS
Peter Warrick.....	4	0	4	0	0-0
Brandon Bennett.....	2	0	2	0	0-0
Levi Jones.....	2	0	2	0	0-0
Matt Schobel.....	2	0	2	0	0-0
Mike Goff.....	1	0	1	0	0-0
Chad Johnson.....	1	0	1	0	0-0
Rudi Johnson.....	1	0	1	0	0-0
Jon Kitna.....	1	0	1	0	0-0
Scott Rehberg.....	1	0	1	0	0-0
Eric Steinbach.....	1	0	1	0	0-0

* NOTE: All defensive statistics above are press box statistics produced at the games.

2004 STATISTICS

RECORD: 8-8-0

HEAD COACH: MARVIN LEWIS

DATE	W-L	SCORE	OPPONENT	ATTENDANCE
9-12-04	L	24-31	at N.Y. Jets	77,230
9-19-04	W	16-13	MIAMI	65,705
9-26-04	L	9-23	BALTIMORE	65,575
10-3-04	L	17-28	at Pittsburgh	62,402
10-10-04			— BYE —	
10-17-04	L	17-34	at Cleveland	73,263
10-25-04	W	23-10	DENVER	65,806
10-31-04	L	20-27	at Tennessee	68,932
11-7-04	W	26-3	DALLAS	65,721
11-14-04	W	17-10	at Washington	87,786
11-21-04	L	14-19	PITTSBURGH	65,780
11-28-04	W	58-48	CLEVELAND	65,677
12-5-04	W	27-26	at Baltimore	69,695
12-12-04	L	28-35	at New England	68,756
12-19-04	L	17-33	BUFFALO	65,378
12-26-04	W	23-22	N.Y. GIANTS	64,606
1-2-05	W	38-10	at Philadelphia	67,074

TEAM STATISTICS	BENGALS	OPPONENTS
TOTAL FIRST DOWNS	286	303
Rushing	93	123
Passing	172	158
Penalty	21	22
3rd Down: Made-Att	88-219	80-218
3rd Down Pct.	40.2	36.7
4th Down: Made-Att	6-12	5-15
4th Down Pct.	50.0	33.3
POSSESSION AVG.	29-20	30-40
TOTAL NET YARDS	5140	5365
Avg. Per Game	335.3	335.3
Total Plays	1004	1031
Avg. Per Play	5.1	5.2
NET YARDS RUSHING	1839	2062
Avg. Per Game	114.9	128.9
Total Rushes	437	474
NET YARDS PASSING	3301	3303
Avg. Per Game	206.3	206.4
Sacked-Yards Lost	31-219	37-257
Gross Yards	3520	3560
Att.-Completions	536-324	520-313
Completion Pct.	60.4	60.2
Had Intercepted	22	20
PUNTS-AVG.	84-41.7	79-41.9
Net Punting Avg.	35.5	35.7
PENALTIES-YARDS	103-810	106-887
FUMBLES-BALLS LOST	17-10	40-16
TOUCHDOWNS	42	41
Rushing	14	11
Passing	23	23
Returns	5	7

SCORE BY PERIODS	1	2	3	4	OT	PTS
BENGALS	69	108	96	101	0	374
OPPONENTS	75	117	82	98	0	372

SCORING	TD	TD-R	TD-P	TD-Rt	K-PAT	FG	S	PTS
Shayne Graham	0	0	0	0	41-41	27-31	0	122
Rudi Johnson	12	12	0	0	—	—	0	72
Chad Johnson	9	0	9	0	—	—	0	54
T.J. Houshmandzadeh	4	0	4	0	—	—	0	24
Matt Schobel	4	0	4	0	—	—	0	24
Kelley Washington	3	0	3	0	—	—	0	18
Robert Geathers	1	0	0	1	—	—	0	6
Jeremi Johnson	1	0	1	0	—	—	0	6
Kevin Kaesviharn	1	0	0	1	—	—	0	6
Kyle Larson	1	1	0	0	—	—	0	6
Deltha O'Neal	1	0	0	1	—	—	0	6
Carson Palmer	1	1	0	0	—	—	0	6
Brian Simmons	1	0	0	1	—	—	0	6
Tony Stewart	1	0	1	0	—	—	0	6
Kenny Watson	1	0	1	0	—	—	0	6
Madieu Williams	1	0	0	1	—	—	0	6
BENGALS	42	14	23	5	41-41	27-31	0	374
OPPONENTS	41	11	23	7	40-40	28-31	1	372

Two-point conversions: None. BENGALS 0-1, OPPONENTS 0-1.

PASSING	ATT	CMP	YDS	CMP%	YDS/ATT	TD	TD%	INT	INT%	LG	SKD-YDS	RAT
Carson Palmer	432	263	2897	60.9	6.71	18	4.2	18	4.2	76t	25-178	77.3
Jon Kitna	104	61	623	58.7	5.99	5	4.8	4	3.8	30	6-41	75.9
BENGALS	536	324	3520	60.4	6.57	23	4.3	22	4.1	76t	31-219	77.0
OPPONENTS	520	313	3560	60.2	6.85	23	4.4	20	3.8	99t	37-257	79.5

RUSHING	ATT	YDS	AVG	LG	TD
Rudi Johnson	361	1454	4.0	52	12
Kenny Watson	26	161	6.2	25	0
T.J. Houshmandzadeh	6	51	8.5	16	0
Carson Palmer	18	47	2.6	14	1
Jon Kitna	10	42	4.2	15	0
Chad Johnson	4	39	9.8	18	0
Cliff Russell	3	15	5.0	13	0
Peter Warrick	2	14	7.0	8	0
Kyle Larson	1	11	11.0	11t	1
Jeremi Johnson	3	5	1.7	4	0
Chris Perry	2	1	0.5	1	0
Kelley Washington	1	-1	-1.0	-1	0
BENGALS	437	1839	4.2	52	14
OPPONENTS	474	2062	4.4	75t	11

RECEIVING	REC	YDS	AVG	LG	TD
Chad Johnson	95	1274	13.4	53t	9
T.J. Houshmandzadeh	73	978	13.4	62	4
Kelley Washington	31	378	12.2	28	3
Kenny Watson	25	171	6.8	21	1
Matt Schobel	21	201	9.6	76t	4
Jeremi Johnson	16	53	3.3	9	1
Reggie Kelly	15	85	5.7	14	0
Rudi Johnson	15	84	5.6	30	0
Peter Warrick	11	127	11.5	30	1
Tony Stewart	10	48	4.8	9	1
Kevin Walter	8	67	8.4	18	0
Chris Perry	3	33	11.0	13	0
Cliff Russell	1	21	21.0	21	0
BENGALS	324	3520	10.9	76t	23
OPPONENTS	313	3560	11.4	99t	23

INTERCEPTIONS	NO	YDS	AVG	LG	TD
Tory James	8	66	8.3	23	0
Deltha O'Neal	4	60	15.0	31t	1
Madieu Williams	3	51	17.0	51t	1
Brian Simmons	2	61	30.5	50t	1
Robert Geathers	1	36	36.0	36t	1
Kim Herring	1	0	0.0	0	0
Carl Powell	1	-2	-2.0	-2	0
BENGALS	20	272	13.6	51t	4
OPPONENTS	22	446	20.3	62t	4

PUNTING	NO	YDS	AVG	NET	TB	IN-20	LG	BLK.
Kyle Larson	83	3499	42.2	35.5	7	21	66	1
BENGALS	84	3499	41.7	35.5	7	21	66	1
OPPONENTS	79	3309	41.9	35.7	8	23	69	0

PUNT RETURNS	NO	FC	YDS	AVG	LG	TD
Keiwan Ratliff	17	5	207	12.2	49	0
T.J. Houshmandzadeh	11	7	88	8.0	28	0
Deltha O'Neal	7	6	33	4.7	17	0
BENGALS	35	18	328	9.4	49	0
OPPONENTS	51	10	378	7.4	63	0

KICKOFF RETURNS	NO	YDS	AVG	LG	TD
Cliff Russell	39	872	22.4	40	0
Kenny Watson	13	240	18.5	32	0
T.J. Houshmandzadeh	10	227	22.7	32	0
Tony Stewart	3	20	6.7	10	0
Reggie Kelly	1	14	14.0	14	0
Langston Moore	1	15	15.0	15	0
Deltha O'Neal	1	15	15.0	15	0
BENGALS	68	1403	20.6	40	0
OPPONENTS	80	1573	19.7	41	0

FIELD GOALS	1-19	20-29	30-39	40-49	50+
Shayne Graham	0-0	7-7	10-12	7-8	3-4
BENGALS	0-0	7-7	10-12	7-8	3-4
OPPONENTS	0-0	13-13	8-8	7-10	0-0

Shayne Graham: (22G), (38N, 48G, 36G, 39G), (29G, 47G, 26G), (34G), (32G, 44N), (53G, 34G, 35G), (28G, 50G), (35G, 47G, 45G, 30G)(41G), (—), (21G, 32G, 36G), (53N, 41G, 24G), (—), (24G), (42G), (37N, 50G).

Opponents: (21G), (43G, 47G), (21G), (—), (23G, 33G), (49N, 29G), (23G, 45G), (24G), (47N, 33G), (32G), (23G, 29G), (20G, 22G, 38G, 45G), (—), (23G, 39G, 21G, 33G), (31G, 36G, 44G, 41G, 28G), (45N, 46G).

USUAL STARTERS

OFFENSE	DEFENSE
WR Chad Johnson	LDE Duane Clemons
LOT Levi Jones	LDT John Thornton
LG Eric Steinbach	RDT Tony Williams,
C Rich Braham,	Langston Moore
Jerry Fontenot	RDE Justin Smith
RG Bobbie Williams	SLB Kevin Hardy
ROT Willie Anderson	MLB Landon Johnson
TE Reggie Kelly	WLB Brian Simmons
WR T.J. Houshmandzadeh	LCB Deltha O'Neal
QB Carson Palmer	RCB Tony James
HB Rudi Johnson	SS Kim Herring,
FB Jeremi Johnson,	Kevin Kaesviharn,
Tony Stewart (TE)	Rogers Beckett
	Madieu Williams
	FS

DEFENSE*	ST	AT	TT	SKS-YDS	INT-YDS	PD	FF	FR-YDS
Brian Simmons	76	31	107	1-9	2-61	4	3	1-18
Madieu Williams	76	15	91	2-19	3-51	11	0	2-(-3)
Landon Johnson	57	27	84	2-14	0-0	2	2	1-0
Justin Smith	42	29	71	8-70.5	0-0	2	2	2-0
Kevin Hardy	42	27	69	4-18	0-0	4	0	0-0
Tory James	58	5	63	0-0	8-66	13	2	1-0
Kim Herring	49	13	62	0-0	1-0	6	1	0-0
Kevin Kaesviharn	44	14	58	0-0	0-0	8	0	1-3
John Thornton	37	20	57	3-16	0-0	4	0	0-0
Duane Clemons	32	18	50	6.5-41.5	0-0	1	2	0-0
Deltha O'Neal	35	5	40	1-8	4-60	15	1	0-0
Keiwan Ratliff	27	8	35	0-0	0-0	5	0	1-0
Langston Moore	22	9	31	1-7	0-0	0	1	0-0
Caleb Miller	17	11	28	0-0	0-0	0	0	1-0
Carl Powell	16	6	22	2-14	1-(-2)	1	1	0-0
Nate Webster	16	5	21	1-8	0-0	2	1	1-0
Rogers Beckett	14	5	19	0-0	0-0	1	0	0-0
Tony Williams	10	6	16	0-0	0-0	0	0	0-0
Robert Geathers	7	6	13	3.5-27	1-36	6	1	0-0
Terrell Roberts	8	1	9	0-0	0-0	2	0	0-0
Anthony Mitchell	4	1	5	0-0	0-0	0	0	1-0
Larry Stevens	2	3	5	0-0	0-0	0	0	0-0
Rashad Bauman	2	1	3	0-0	0-0	0	0	0-0
Marcus Wilkins	0	3	3	0-0	0-0	0	0	0-0
Shaun Smith	2	0	2	0-0	0-0	0	0	0-0
Matthias Askew	0	2	2	0-0	0-0	0	0	0-0
Terrance Martin	1	0	1	0-0	0-0	0	0	0-0
(team)	—	—	—	2-5	—	—	—	—

SPECIAL TEAMS*	ST	AT	TT	FF	FR-YDS	BP	BFG	BXP
Reggie Myles	20	3	23	2	1-0	0	0	0
Marcus Wilkins	13	6	19	2	2-0	0	0	0
Anthony Mitchell	9	5	14	0	0-0	0	0	0
Kenny Watson	8	5	13	1	0-0	0	0	0
Madieu Williams	10	2	12	0	0-0	0	0	0
Kevin Walter	11	0	11	0	0-0	0	0	0
Kevin Kaesviharn	6	2	8	0	0-0	0	0	0
Larry Stevens	4	4	8	0	0-0	0	0	0
Tony Stewart	4	4	8	0	0-0	0	0	0
Caleb Miller	5	2	7	0	0-0	0	0	0
Landon Johnson	5	0	5	0	0-0	0	0	0
Shayne Graham	3	1	4	0	0-0	0	0	0
Matt Schobel	3	1	4	0	1-0	0	0	0
Keiwan Ratliff	2	2	4	1	0-0	0	0	0
Robert Geathers	2	1	3	0	0-0	0	0	0
Brad St. Louis	2	1	3	0	0-0	0	0	0
Kyle Larson	1	2	3	0	0-0	0	0	0
Rashad Bauman	2	0	2	0	0-0	0	0	0
Kim Herring	2	0	2	0	0-0	0	0	0
Elton Patterson	1	0	1	0	0-0	0	0	0
Terrell Roberts	1	0	1	0	0-0	0	0	0
Cliff Russell	1	0	1	0	0-0	0	0	0

2005 STATISTICS

RECORD: 11-5-0

HEAD COACH: MARVIN LEWIS

(BENGALS WON AFC NORTH DIVISION; SEE POSTSEASON
PORTION OF TEAM HISTORY SECTION FOR POSTSEASON STATS)

DATE	W-L	SCORE	OPPONENT	ATTENDANCE
9-11-05	W	27-13	at Cleveland	73,013
9-18-05	W	37-8	MINNESOTA	65,763
9-25-05	W	24-7	at Chicago	62,045
10-2-05	W	16-10	HOUSTON	65,714
10-9-05	L	20-23	at Jacksonville	66,137
10-16-05	W	31-23	at Tennessee	69,149
10-23-05	L	13-27	PITTSBURGH	66,104
10-30-05	W	21-14	GREEN BAY	65,940
11-6-05	W	21-9	at Baltimore	70,540
11-13-05			— BYE —	
11-20-05	L	37-45	INDIANAPOLIS	65,995
11-27-05	W	42-29	BALTIMORE	65,680
12-4-05	W	38-31	at Pittsburgh	63,044
12-11-05	W	23-20	CLEVELAND	65,788
12-18-05	W	41-17	at Detroit	61,749
12-24-05	L	27-37	BUFFALO	65,485
1-1-06	L	3-37	at Kansas City	77,211

TEAM STATISTICS	BENGALS	OPPONENTS
TOTAL FIRST DOWNS	342	321
Rushing	109	109
Passing	203	185
Penalty	30	27
3rd Down: Made-Att	84-196	81-190
3rd Down Pct.	42.9	42.6
4th Down: Made-Att	3-10	6-14
4th Down Pct.	30.0	42.9
POSSESSION AVG.	30:52	29:09
TOTAL NET YARDS	5730	5419
Avg. Per Game	358.1	338.7
Total Plays	1018	976
Avg. Per Play	5.6	5.6
NET YARDS RUSHING	1910	1850
Avg. Per Game	119.4	115.6
Total Rushes	459	429
NET YARDS PASSING	3820	3569
Avg. Per Game	238.8	223.1
Sacked-Yards Lost	21-115	28-180
Gross Yards	3935	3749
Att.-Completions	538-362	519-324
Completion Pct.	67.3	62.4
Had Intercepted	14	31
PUNTS-AVG.	61-42.5	50-42.1
Net Punting Avg.	35.6	37.4
PENALTIES-YARDS	110-920	110-985
FUMBLES-BALLS LOST	18-6	31-13
TOUCHDOWNS	48	39
Rushing	15	16
Passing	32	21
Returns	1	2

SCORE BY PERIODS	1	2	3	4	OT	PTS
BENGALS	84	147	98	92	0	421
OPPONENTS	60	102	89	99	0	350

SCORING	TD	TD-R	TD-P	TD-Rt	K-PAT	FG	S	PTS
Shayne Graham	0	0	0	0	47-47	28-32	0	131
Rudi Johnson	12	12	0	0	—	—	0	72
Chad Johnson	9	0	9	0	—	—	0	54
T.J. Houshmandzadeh	8	1	7	0	—	—	0	48
Chris Henry	6	0	6	0	—	—	0	36
Jeremi Johnson	3	0	3	0	—	—	0	18
Chris Perry	2	0	2	0	—	—	0	12
Tab Perry	2	1	1	0	—	—	0	12
Matt Schobel	1	0	1	0	—	—	0	8
Reggie Kelly	1	0	1	0	—	—	0	6
Carson Palmer	1	1	0	0	—	—	0	6
Odell Thurman	1	0	0	1	—	—	0	6
Kevin Walter	1	0	1	0	—	—	0	6
Kelley Washington	1	0	1	0	—	—	0	6
BENGALS	48	15	32	1	47-47	28-32	0	421
OPPONENTS	39	16	21	2	37-37	25-28	0	350

Two-point conversions: Matt Schobel. BENGALS 1-1, OPPONENTS 2-2.

PASSING	ATT	CMP	YDS	CMP%	YDS/ATT	TD	TD%	INT	INT%	LG	SKD-YDS	RAT
Carson Palmer	509	345	3836	67.8	7.54	32	6.3	12	2.4	70t	19-105	101.1
Jon Kitna	29	17	99	58.6	3.41	0	0.0	2	6.9	16	2-10	36.4
BENGALS	538	362	3935	67.3	7.31	32	5.9	14	2.6	70t	21-115	97.6
OPPONENTS	519	324	3749	62.4	7.22	21	4.0	31	6.0	68t	28-180	72.8

RUSHING	ATT	YDS	AVG	LG	TD
Rudi Johnson	337	1458	4.3	33	12
Chris Perry	61	279	4.6	30	0
T.J. Houshmandzadeh	8	62	7.8	17	1
Carson Palmer	34	41	1.2	14	1
Chad Johnson	5	33	6.6	11	0
Jeremi Johnson	8	14	1.8	5	0
Jon Kitna	2	14	7.0	11	0
Tab Perry	3	9	3.0	7	1
Nick Luchey	1	0	0.0	0	0
BENGALS	459	1910	4.2	33	15
OPPONENTS	429	1850	4.3	49t	16

RECEIVING	REC	YDS	AVG	LG	TD
Chad Johnson	97	1432	14.8	70t	9
T.J. Houshmandzadeh	78	956	12.3	43t	7
Chris Perry	51	328	6.4	28	2
Chris Henry	31	422	13.6	47	6
Rudi Johnson	23	90	3.9	15	0
Kevin Walter	19	211	11.1	33	1
Matt Schobel	18	193	10.7	28	1
Reggie Kelly	15	90	6.0	16	1
Jeremi Johnson	12	65	5.4	27t	3
Kelley Washington	10	101	10.1	18t	1
Tony Stewart	4	26	6.5	10	0
Tab Perry	4	21	5.3	13	1
BENGALS	362	3935	10.9	70t	32
OPPONENTS	324	3749	11.6	68t	21

INTERCEPTIONS	NO	YDS	AVG	LG	TD
Deltha O'Neal	10	103	10.3	37	0
Odell Thurman	5	59	11.8	30t	1
Tory James	5	5	1.0	5	0
Keiwan Ratliff	3	52	17.3	35	0
Kevin Kaesviharn	3	9	3.0	6	0
Brian Simmons	2	15	7.5	16	0
Ifeanyi Ohalet	1	15	15.0	15	0
Madieu Williams	1	2	2.0	2	0
John Thornton	1	0	0.0	0	0
BENGALS	31	260	8.4	37	1
OPPONENTS	14	247	17.6	55	1

PUNTING	NO	YDS	AVG	NET	TB	IN-20	LG	BLK.
Kyle Larson	60	2591	43.2	35.6	8	13	75	1
BENGALS	61	2591	42.5	35.6	8	13	75	1
OPPONENTS	50	2106	42.1	37.4	4	18	56	0

PUNT RETURNS	NO	FC	YDS	AVG	LG	TD
Keiwan Ratliff	28	14	157	5.6	13	0
BENGALS	28	14	157	5.6	13	0
OPPONENTS	32	7	260	8.1	27	0

KICKOFF RETURNS	NO	YDS	AVG	LG	TD
Tab Perry	64	1562	24.4	94	0
Matt Schobel	2	4	2.0	4	0
Deltha O'Neal	1	14	14.0	14	0
BENGALS	67	1580	23.6	94	0
OPPONENTS	85	1787	21.0	99t	1

FIELD GOALS	1-19	20-29	30-39	40-49	50+
Shayne Graham	0-0	11-11	10-11	7-9	0-1
BENGALS	0-0	11-11	10-11	7-9	0-1
OPPONENTS	1-1	12-12	7-8	3-4	2-3
Shayne Graham: (32G, 23G), (40G, 29G, 30G), (33G), (24G, 42N, 27G, 46G), (31G, 48G), (52N, 21G), (30N, 26G, 39G), (—), (48N), (43G, 41G, 44G), (26G, 31G), (30G), (21G, 27G, 37G), (28G, 33G), (31G, 27G), (49G).					
Opponents: (29G, 34G), (—), (39N), (28G), (32G, 51G, 53G), (24G, 29G, 47G), (27G, 39G), (—), (34G, 32G, 31G), (19G), (54N), (23G), (41G, 29G), (45G), (21G, 24G, 48N, 22G), (39G, 24G, 23G).					

USUAL STARTERS

OFFENSE	DEFENSE
WR Chad Johnson	LDE Justin Smith
LOT Levi Jones	LDT Bryan Robinson,
LG Eric Steinbach	Shaun Smith
C Rich Braham	RDT John Thornton
RG Bobbie Williams	RDE Robert Geathers
ROT Willie Anderson	SLB Landon Johnson,
TE Reggie Kelly	David Pollack
WR T.J. Houshmandzadeh	MLB Odell Thurman
QB Carson Palmer	WLB Brian Simmons
HB Rudi Johnson	LCB Deltha O'Neal
FB Jeremi Johnson	RCB Tory James
	SS Ifeanyi Ohalet
	FS Kevin Kaesviharn

DEFENSE*	ST	AT	TT	SKS-YDS	INT-YDS	PD	FF	FR-YDS
Odell Thurman	68	37	105	1.5-13	5-59	9	4	0-0
Kevin Kaesviharn	63	24	87	1-6	3-9	8	0	3-0
Brian Simmons	52	32	84	4-29	2-15	7	3	0-0
Landon Johnson	58	24	82	0-0	0-0	2	1	0-0
Justin Smith	45	21	66	6-24	0-0	2	1	1-0
Deltha O'Neal	56	9	65	0-0	10-103	20	0	1-26
Tory James	49	8	57	0-0	5-5	14	1	1-26
Ifeanyi Ohalet	36	15	51	0-0	1-15	2	0	0-0
Keiwan Ratliff	37	6	43	0-0	3-52	3	1	1-0
John Thornton	24	18	42	2-14	1-0	1	2	1-0
Robert Geathers	25	9	34	3-20	0-0	1	1	0-0
David Pollack	22	6	28	4-5-34	0-0	1	0	1-6
Shaun Smith	18	8	26	0-0	0-0	0	0	0-0
Madieu Williams	16	5	21	0-0	1-2	3	0	0-0
Anthony Mitchell	17	2	19	1-4	0-0	0	0	0-0
Bryan Robinson	9	9	18	0-0	0-0	0	0	0-0
Carl Powell	9	4	13	1-4	0-0	1	0	0-0
Duane Clemons	10	2	12	2-12	0-0	1	0	1-0
Rashad Bauman	8	0	8	0-0	0-0	1	0	0-0
Caleb Miller	6	1	7	0-0	0-0	0	0	1-0
Matthias Askew	2	2	4	0-0	0-0	0	1	0-0
Jonathan Fanene	2	1	3	0-0	0-0	0	0	0-0
Patrick Body	1	0	1	0-0	0-0	0	0	0-0
Hannibal Navies	1	0	1	0-0	0-0	0	0	0-0
(team)	—	—	—	2-20	—	—	—	—

SPECIAL TEAMS*	ST	AT	TT	FF	FR-YDS	BP	BFG	BXP
Marcus Wilkins	11	5	16	1	0-0	0	0	0
Kevin Walter	10	6	16	0	0-0	0	0	0
Tab Perry	10	2	12	1	1-0	0	0	0
Shayne Graham	7	4	11	0	0-0	0	0	0
Anthony Mitchell	5	6	11	0	0-0	0	0	0
Hannibal Navies	9	1	10	1	1-0	0	0	0
Caleb Miller	6	3	9	0	0-0	0	0	0
Greg Brooks	7	1	8	0	0-0	0	0	0
Tony Stewart	4	4	8	0	0-0	0	0	0
Reggie Myles	5	0	5	0	0-0	0	0	0
Landon Johnson	3	2	5	0	0-0	0	0	0
Ifeanyi Ohalet	4	0	4	0	0-0	0	0	0
Rashad Bauman	3	1	4	0	0-0	0	0	0
Patrick Body	3	0	3	0	0-0	0	0	0
Keiwan Ratliff	3	0	3	0	0-0	0	0	0
Larry Stevens	2	1	3	0	0-0	0	0	0
Kyle Larson	2	0	2	0	0-0	0	0	0
Brad St. Louis	2	0	2	0	0-0	0	0	0
Madieu Williams	1	1	2	0	0-0	0	0	0
Reggie Kelly	1	0	1	0	0-0	0	0	0
Matt Schobel	1	0	1	0	0-0	0	0	0
Kenny Watson	1	0	1	0	0-0	0	0	0
Tory James	0	1	1	0	0-0	0	0	0

MISCELLANEOUS DEFENSE*	ST	AT	TT	FF	FR-YDS
T.J. Houshmandzadeh	4	0	4	0	0-0
Bobbie Williams	4	0	4	0	0-0
Willie Anderson	2	0	2	0	0-0
Matt Schobel	2	0	2	0	0-0
Levi Jones	1	0	1	1	0-0
Reggie Kelly	1	0	1	0	0-0
Carson Palmer	1	0	1	0	0-0
Chris Perry	1	0	1	0	0-0
Eric Steinbach	1	0	1	0	0-0
Tony Stewart	1	0	1	0	0-0

* NOTE: All defensive statistics above are press box statistics produced at the games.

2006 STATISTICS

RECORD: 8-8-0

HEAD COACH: MARVIN LEWIS

DATE	W-L	SCORE	OPPONENT	ATTENDANCE
9-10-06	W	23-10	at Kansas City	77,956
9-17-06	W	34-17	CLEVELAND	66,072
9-24-06	W	28-20	at Pittsburgh	64,922
10-1-06	L	13-38	NEW ENGLAND	66,035
10-8-06	L		— BYE —	
10-15-06	L	13-14	at Tampa Bay	65,732
10-22-06	W	17-14	CAROLINA	65,964
10-29-06	L	27-29	ATLANTA	65,978
11-5-06	L	20-26	at Baltimore	70,792
11-12-06	L	41-49	SAN DIEGO	65,917
11-19-06	W	31-16	at New Orleans	68,001
11-26-06	W	30-0	at Cleveland	72,926
11-30-06	W	13-7	BALTIMORE	65,973
12-10-06	W	27-10	OAKLAND	65,882
12-18-06	L	16-34	at Indianapolis	57,292
12-24-06	L	23-24	at Denver	75,759
12-31-06	L	17-23 (OT)	PITTSBURGH	66,049

TEAM STATISTICS	BENGALS	OPPONENTS
TOTAL FIRST DOWNS	313	337
Rushing	88	109
Passing	200	206
Penalty	25	22
3rd Down: Made-Att	72-201	88-211
3rd Down Pct.	35.8	41.7
4th Down: Made-Att	6-9	11-21
4th Down Pct.	66.7	52.4
POSSESSION AVG.	28:34	31:26
TOTAL NET YARDS	5462	5681
Avg. Per Game	341.4	355.1
Total Plays	994	1038
Avg. Per Play	5.5	5.5
NET YARDS RUSHING	1629	1863
Avg. Per Game	101.8	116.4
Total Rushes	435	448
NET YARDS PASSING	3833	3818
Avg. Per Game	239.6	238.6
Sacked-Yards Lost	36-233	35-211
Gross Yards	4066	4029
Att.-Completions	523-327	555-349
Completion Pct.	62.5	62.9
Had Intercepted	13	19
PUNTS-AVG.	77-44.5	72-43.5
Net Punting Avg.	38.6	37.4
PENALTIES-YARDS	92-717	97-836
FUMBLES-BALLS LOST	25-11	24-12
TOUCHDOWNS	43	40
Rushing	14	15
Passing	28	24
Returns	1	1

SCORE BY PERIODS	1	2	3	4	OT	PTS
BENGALS	86	111	58	118	0	373
OPPONENTS	50	76	85	114	6	331

SCORING	TD	TD-R	TD-P	TD-Rt	K-PAT	FG	S	PTS
Shayne Graham	0	0	0	0	40-42	25-30	0	115
Rudi Johnson	12	12	0	0	—	—	0	72
Chris Henry	9	0	9	0	—	—	0	54
T.J. Houshmandzadeh	9	0	9	0	—	—	0	54
Chad Johnson	7	0	7	0	—	—	0	42
Reggie Kelly	1	1	0	0	—	—	0	6
Jeremi Johnson	1	0	1	0	—	—	0	6
Reggie Kelly	1	0	1	0	—	—	0	6
Ethan Kilmer	1	0	0	1	—	—	0	6
Tony Stewart	1	0	1	0	—	—	0	6
Kelley Washington	1	0	1	0	—	—	0	6
Kenny Watson	1	1	0	0	—	—	0	6
BENGALS	43	14	28	1	40-42	25-30	0	373
OPPONENTS	40	15	24	1	37-38	18-25	0	331

Two-point conversions: None. BENGALS 0-1, OPPONENTS 0-1.

RUSHING	ATT	YDS	AVG	LG	TD
Rudi Johnson	341	1309	3.8	22t	12
Kenny Watson	25	138	5.5	18	1
Chris Perry	10	57	5.7	18	0
Jeremi Johnson	15	56	3.7	15	1
Carson Palmer	26	37	1.4	11	0
Chad Johnson	6	24	4.0	8	0
Reggie McNeal	1	8	8.0	8	0
T.J. Houshmandzadeh	3	6	2.0	13	0
Tab Perry	2	4	2.0	2	0
Quincy Wilson	2	2	1.0	5	0
Anthony Wright	4	-12	-3.0	-1	0
BENGALS	435	1629	3.7	22t	14
OPPONENTS	448	1863	4.2	41	15

RECEIVING	REC	YDS	AVG	LG	TD
T.J. Houshmandzadeh	90	1081	12.0	40t	9
Chad Johnson	87	1369	15.7	74t	7
Chris Henry	36	605	16.8	71	9
Kenny Watson	23	213	9.3	46	0
Rudi Johnson	23	124	5.4	18	0
Reggie Kelly	21	254	12.1	32	1
Tony Stewart	14	120	8.6	26	1
Kelley Washington	9	115	12.8	22t	1
Chris Perry	9	42	4.7	12	0
Jeremi Johnson	6	37	6.2	17	0
Tab Perry	5	81	16.2	30	0
Antonio Chatman	3	22	7.3	10	0
Glenn Holt	1	3	3.0	3	0
BENGALS	327	4066	12.4	74t	28
OPPONENTS	349	4029	11.5	75	24

INTERCEPTIONS	NO	YDS	AVG	LG	TD
Kevin Kaesviharn	6	24	4.0	22	0
Tory James	4	44	11.0	28	0
Madieu Williams	3	33	11.0	25	0
Brian Simmons	2	5	2.5	5	0
Ethan Kilmer	1	52	52.0	52t	1
Dexter Jackson	1	46	46.0	46	0
Deltha O'Neal	1	42	42.0	42	0
Landon Johnson	1	2	2.0	2	0
BENGALS	19	248	13.1	52t	1
OPPONENTS	13	180	13.8	49t	1

PUNTING	NO	YDS	AVG	NET	TB	IN-20	LG	BLK.
Kyle Larson	77	3428	44.5	38.6	11	26	67	0
BENGALS	77	3428	44.5	38.6	11	26	67	0
OPPONENTS	72	3131	43.5	37.4	10	22	65	0

PUNT RETURNS	NO	FC	YDS	AVG	LG	TD
Keiwan Ratliff	27	9	176	6.5	38	0
Antonio Chatman	8	3	53	6.6	19	0
Deltha O'Neal	1	2	10	10.0	10	0
BENGALS	36	14	239	6.6	38	0
OPPONENTS	42	9	236	5.6	43	0

KICKOFF RETURNS	NO	YDS	AVG	LG	TD
Chris Perry	21	412	19.6	36	0
Glenn Holt	17	419	24.6	38	0
Kenny Watson	10	198	19.8	34	0
Antonio Chatman	4	93	23.3	31	0
Tab Perry	4	69	17.3	34	0
Reggie Kelly	2	8	4.0	8	0
Tony Stewart	1	10	10.0	10	0
Keiwan Ratliff	0f	0	—	—	0
BENGALS	59	1209	20.5	38	0
OPPONENTS	70	1472	21.0	49	0

FIELD GOALS	1-19	20-29	30-39	40-49	50+
Shayne Graham	0-0	9-9	8-9	6-8	2-4
BENGALS	0-0	9-9	8-9	6-8	2-4
OPPONENTS	0-0	5-6	9-9	4-8	0-2

Shayne Graham: (37G, 42G, 36G), (44N, 37G, 37G), (—), (40G, 45G), (37G, 47G, 62N), (23G), (51G, 26G), (51G, 31G), (51N, 21G, 44G), (21G), (24G), (23G, 27G, 46N), (—), (27G, 30G, 28G), (46G), (34G, 39N).

Opponents: (29G, 51N), (30G), (48B, 37G, 36G), (48N, 24G), (43N), (—), (42G, 40G, 39G), (43G, 25G, 36G, 35G), (—), (24G), (48N), (29N), (51N, 33G), (30G, 44G), (24G), (35G).

PASSING	ATT	CMP	YDS	CMP%	YDS/ATT	TD	TD%	INT	INT%	LG	SKD-YDS	RAT
Carson Palmer	520	324	4035	62.3	7.76	28	5.4	13	2.5	74t	36-233	93.9
Anthony Wright	3	3	31	100.0	10.33	0	0.0	0	0.0	22	0-0	109.7
BENGALS	523	327	4066	62.5	7.77	28	5.4	13	2.5	74t	36-233	94.1
OPPONENTS	555	349	4029	62.9	7.26	24	4.3	19	3.4	75	35-211	84.9

USUAL STARTERS

OFFENSE	DEFENSE
WR Chad Johnson	LDE Bryan Robinson
LOT Andrew Whitworth,	LDT Sam Adams
Levi Jones	RDT John Thornton
LG Eric Steinbach	RDE Justin Smith
C Eric Ghiaciuc	SLB Rashad Jeanty
RG Bobbie Williams	MLB Brian Simmons,
ROT Willie Anderson	Ahmad Brooks,
TE Reggie Kelly	Caleb Miller
WR T.J. Houshmandzadeh	WLB Landon Johnson
QB Carson Palmer	LCB Johnathan Joseph,
HB Rudi Johnson	Deltha O'Neal
FB Jeremi Johnson	RCB Tory James
	SS Dexter Jackson,
	FS Madieu Williams

DEFENSE*	ST	AT	TT	SKS-YDS	INT-YDS	PD	FF	FR-YDS
Landon Johnson	73	34	107	0.5-4	1-2	5	3	0-0
Caleb Miller	61	30	91	1-7	0-0	3	1	1-0
Madieu Williams	63	19	82	0-0	3-33	13	1	0-0
Justin Smith	49	31	80	7.5-50.5	0-0	3	1	2-0
Brian Simmons	34	27	61	0-0	2.5	5	1	1-0
Kevin Kaesviharn	46	14	60	4-23	6-24	9	1	0-0
Johnathan Joseph	45	12	57	0-0	0-0	20	0	1-0
Dexter Jackson	39	16	55	1-4	1-46	4	0	1-0
Rashad Jeanty	35	20	55	0-0	0-0	2	1	0-0
Tory James	34	9	43	0-0	4-44	14	0	0-0
John Thornton	28	15	43	2-13	0-0	3	1	1-0
Domata Peko	21	22	43	2.5-19	0-0	0	1	0-0
Bryan Robinson	29	13	42	3-14	0-0	2	1	0-0
Robert Geathers	28	14	42	10.5-62.5	0-0	0	0	0-0
Deltha O'Neal	30	7	37	0-0	1-42	10	0	1-0
Ahmad Brooks	20	9	29	1-6	0-0	2	0	0-0
Keiwan Ratliff	13	4	17	0-0	0-0	2	0	0-0
Sam Adams	10	4	14	2-8	0-0	0	0	0-0
Shaun Smith	6	4	10	0-0	0-0	1	0	0-0
Jonathan Fanene	4	0	4	0-0	0-0	0	0	0-0
Herana-Daze Jones	2	2	4	0-0	0-0	0	0	0-0
Andre Frazier	2	1	3	0-0	0-0	1	0	0-0
Ethan Kilmer	2	1	3	0-0	1-52	1	0	0-0
Marcus Wilkins	1	0	1	0-0	0-0	0	0	0-0
David Pollack	0	1	1	0-0	0-0	0	0	0-0

SPECIAL TEAMS*	ST	AT	TT	FF	FR-YDS	BP	BFG	BXP
Herana-Daze Jones	12	6	18	1	0-0	0	0	0
Ethan Kilmer	12	4	16	0	1-0	0	0	0
Tony Stewart	8	6	14	0	2-0	0	0	0
Marcus Wilkins	8	6	14	0	0-0	0	0	0
Kenny Watson	8	2	10	0	0-0	0	0	0
Andre Frazier	6	4	10	0	0-0	0	0	0
Caleb Miller	5	5	10	0	0-0	0	0	0
Madieu Williams	5	3	8	1	0-0	0	0	0
Landon Johnson	5	1	6	0	0-0	0	0	0
Rashad Jeanty	4	1	5	0	1-0	0	0	0
John Busing	3	1	4	0	0-0	0	0	0
Kevin Kaesviharn	3	1	4	0	0-0	0	0	0
Tab Perry	2	0	2	0	0-0	0	0	0
Kelley Washington	2	0	2	0	0-0	0	0	0
Ahmad Brooks	1	1	2	0	0-0	0	0	0
Glenn Holt	1	1	2	0	0-0	0	0	0
Keiwan Ratliff	1	1	2	0	0-0	0	0	0
Shayne Graham	1	0	1	0	0-0	0	0	0
Greg Brooks	0	1	1	0	0-0	0	0	0
Johnathan Joseph	0	0	0	0	0-0	0	0	1
John Thornton	0	0	0	0	0-0	0	1	0

MISCELLANEOUS DEFENSE*	ST	AT	TT	FF	FR-YDS
Carson Palmer	3	0	3	0	0-0
Eric Steinbach	2	1	3	0	0-0
Eric Ghiaciuc	2	0	2	0	0-0
Jeremi Johnson	2	0	2	0	0-0
Reggie Kelly	2	0	2	0	0-0
Willie Anderson	1	0	1	0	0-0
Stacy Andrews	1	0	1	0	0-0
Chris Henry	1	0	1	0	0-0
T.J. Houshmandzadeh	1	0	1	0	0-0
Levi Jones	1	0	1	0	0-0

2007 STATISTICS

RECORD: 7-9-0

HEAD COACH: MARVIN LEWIS

DATE	W-L	SCORE	OPPONENT	ATTENDANCE
9-10-07	W	27-20	BALTIMORE	66,093
9-16-07	L	45-51	at Cleveland	72,801
9-23-07	L	21-24	at Seattle	68,110
10-1-07	L	13-34	NEW ENGLAND	66,113
10-7-07	L	—	BYE —	
10-14-07	L	20-27	at Kansas City	76,846
10-21-07	W	38-31	N.Y. JETS	65,868
10-28-07	L	13-24	PITTSBURGH	66,188
11-4-07	L	21-33	at Buffalo	70,745
11-11-07	W	21-7	at Baltimore	71,130
11-18-07	L	27-35	ARIZONA	65,403
11-25-07	W	35-6	TENNESSEE	65,489
12-2-07	L	10-24	at Pittsburgh	58,842
12-9-07	W	19-10	ST. LOUIS	65,143
12-15-07	L	13-20	at San Francisco	68,053
12-23-07	W	19-14	CLEVELAND	66,023
12-30-07	W	38-25	at Miami	70,461

TEAM STATISTICS	BENGALS	OPPONENTS
TOTAL FIRST DOWNS	320	313
Rushing	81	98
Passing	213	200
Penalty	26	15
3rd Down: Made-Att	96-208	86-201
3rd Down Pct.	46.2	42.8
4th Down: Made-Att	4-12	9-17
4th Down Pct.	33.3	52.9
POSSESSION AVG.	29:26	30:34
TOTAL NET YARDS	5568	5580
Avg. Per Game	348.8	348.8
Total Plays	1008	1011
Avg. Per Play	5.5	5.5
NET YARDS RUSHING	1556	1893
Avg. Per Game	97.3	118.3
Total Rushes	416	449
NET YARDS PASSING	4012	3687
Avg. Per Game	250.8	230.4
Sacked-Yards Lost	17-119	22-128
Gross Yards	4131	3815
Att.-Completions	575-373	540-353
Completion Pct.	64.9	65.4
Had Intercepted	20	19
PUNTS-AVG.	59-41.3	58-39.7
Net Punting Avg.	35.2	36.7
PENALTIES-YARDS	90-670	88-712
FUMBLES-BALLS LOST	20-10	28-16
TOUCHDOWNS	41	44
Rushing	10	11
Passing	26	29
Returns	5	4

SCORE BY PERIODS	1	2	3	4	OT	PTS
BENGALS	78	109	90	103	0	380
OPPONENTS	64	146	68	107	0	385

SCORING	TD	TD-R	TD-P	TD-Rt	K-PAT	FG	S	PTS
Shayne Graham	0	0	0	0	37-37	31-34	0	130
T.J. Houshmandzadeh	12	0	12	0	—	—	0	72
Chad Johnson	8	0	8	0	—	—	0	48
Kenny Watson	7	7	0	0	—	—	0	42
Rudi Johnson	4	3	1	0	—	—	0	26
Chris Henry	2	0	2	0	—	—	0	12
Glenn Holt	2	0	1	1	—	—	0	12
Antonio Chatman	1	0	1	0	—	—	0	6
DeDe Dorsey	1	0	0	1	—	—	0	6
Jeremi Johnson	1	0	1	0	—	—	0	6
Landon Johnson	1	0	0	1	—	—	0	6
Johnathan Joseph	1	0	0	1	—	—	0	6
Chinedum Ndukwe	1	0	0	1	—	—	0	6
Lemar Marshall	0	0	0	0	—	—	1	2
Kyle Larson	0	0	0	0	0-1	0-0	0	0
BENGALS	41	10	26	5	37-38	31-34	1	380
OPPONENTS	44	11	29	4	42-42	25-27	0	385

Two-point conversions: Rudi Johnson. BENGALS 1-3, OPPONENTS 2-2.

Fumbles-balls lost: Carson Palmer 5-1, Glenn Holt 3-2, Rudi Johnson 3-2, Kenny Watson 3-2, T.J. Houshmandzadeh 2-1, Chad Johnson 2-1, Tab Perry 1-1, Alex Stepanovich 1-0. BENGALS 20-10, OPPONENTS 28-16.

PASSING	ATT	CMP	YDS	CMP%	YDS/ATT	TD	TD%	INT	INT%	LG	SKD-YDS	RAT
Carson Palmer	575	373	4131	64.9	7.18	26	4.5	20	3.5	70t	17-119	86.7
BENGALS	575	373	4131	64.9	7.18	26	4.5	20	3.5	70t	17-119	86.7
OPPONENTS	540	353	3815	65.4	7.06	29	5.4	19	3.5	73	22-128	89.2

RUSHING	ATT	YDS	AVG	LG	TD
Kenny Watson	178	763	4.3	24	7
Rudi Johnson	170	497	2.9	22	3
DeDe Dorsey	21	183	8.7	45	0
Chad Johnson	6	47	7.8	16	0
Jeremi Johnson	7	25	3.6	12	0
T.J. Houshmandzadeh	5	14	2.8	8	0
Carson Palmer	24	10	0.4	10	0
Tab Perry	1	9	9.0	9	0
Antonio Chatman	1	5	5.0	5	0
Glenn Holt	2	2	1.0	1	0
Skyler Green	1	1	1.0	1	0
BENGALS	416	1556	3.7	45	10
OPPONENTS	449	1893	4.2	66t	11

RECEIVING	REC	YDS	AVG	LG	TD
T.J. Houshmandzadeh	112	1143	10.2	42t	12
Chad Johnson	93	1440	15.5	70t	8
Kenny Watson	52	374	7.2	43	0
Chris Henry	21	343	16.3	52t	2
Reggie Kelly	20	211	10.6	26	0
Antonio Chatman	19	149	7.8	15	1
Glenn Holt	16	143	8.9	22	1
Rudi Johnson	13	110	8.5	33	1
Daniel Coats	12	122	10.2	25	0
Jeremi Johnson	6	32	5.3	14	1
DeDe Dorsey	4	19	4.8	17	0
Skyler Green	3	33	11.0	18	0
Tab Perry	1	7	7.0	7	0
Marcus Maxwell	1	5	5.0	5	0
BENGALS	373	4131	11.1	70t	26
OPPONENTS	353	3815	10.8	73	29

INTERCEPTIONS	NO	YDS	AVG	LG	TD
Leon Hall	5	16	3.2	12	0
Johnathan Joseph	4	76	19.0	42t	1
Chinedum Ndukwe	3	44	14.7	44	0
Madieu Williams	2	40	20.0	35	0
Dexter Jackson	2	7	3.5	7	0
Robert Geathers	1	30	30.0	30	0
Deltha O'Neal	1	7	7.0	7	0
Michael Myers	1	0	0.0	0	0
BENGALS	19	220	11.6	44	1
OPPONENTS	20	294	14.7	55t	3

PUNTING	NO	YDS	AVG	NET	TB	IN-20	LG	BLK.
Kyle Larson	59	2437	41.3	35.2	3	21	55	0
BENGALS	59	2437	41.3	35.2	3	21	55	0
OPPONENTS	58	2302	39.7	36.7	2	20	58	1

PUNT RETURNS	NO	FC	YDS	AVG	LG	TD
Antonio Chatman	18	8	93	5.2	19	0
Skyler Green	9	10	38	4.2	9	0
BENGALS	27	18	131	4.9	19	0
OPPONENTS	33	10	299	9.1	63t	1

KICKOFF RETURNS	NO	YDS	AVG	LG	TD
Glenn Holt	59f	1432	24.3	100t	1
Tab Perry	7	145	20.7	26	0
Reggie Kelly	3f	38	12.7	15	0
Antonio Chatman	2	49	24.5	34	0
DeDe Dorsey	2	20	10.0	20	0
BENGALS	73	1684	23.1	100t	1
OPPONENTS	76	1732	22.8	85	0

FIELD GOALS	1-19	20-29	30-39	40-49	50+
Shayne Graham	1-1	11-12	13-13	6-7	0-1
BENGALS	1-1	11-12	13-13	6-7	0-1
OPPONENTS	1-1	11-11	9-9	3-4	1-2

Shayne Graham: (53N, 23G, 40G), (20G), (43G, 24G), (40G, 48G), (33G, 36G), (20G), (31G, 20G), (—), (34G, 19G, 22G, 35G, 35G, 21G, 33G), (41G, 38G), (26N), (43N, 24G), (27G, 38G, 32G, 46G), (24G, 35G), (29G, 38G), (30G).

Opponents: (36G, 23G), (39G, 39G, 18G), (23G), (31G, 36G), (32G, 20G), (24G, 35G, 43G), (40G), (23G, 21G, 29G, 38G), (—), (54N), (28G, 23G), (21G), (40N, 50G), (29G, 38G), (—), (49G).

USUAL STARTERS

OFFENSE	DEFENSE
WR Chad Johnson	LDE Robert Geathers
LOT Levi Jones	LDT Domata Peko
LG Andrew Whitworth	RDT John Thornton
C Eric Ghiaciuc	RDE Justin Smith
RG Bobbie Williams	SLB Rashad Jeanty
ROT Stacy Andrews,	MLB Landon Johnson,
Willie Anderson	Anthony Schlegel
TE Reggie Kelly	WLB Dhani Jones,
WR T.J. Houshmandzadeh	Landon Johnson
QB Carson Palmer	LCB Deltha O'Neal,
HB Rudi Johnson,	Johnathan Joseph
Kenny Watson	Leon Hall,
FB Jeremi Johnson	Johnathan Joseph
	Dexter Jackson,
	Madieu Williams

DEFENSE*	ST	AT	TT	SKS-YDS	INT-YDS	PD	FF	FR-YDS
Landon Johnson	66	38	104	1-8	0-0	4	0	2-34
Dhani Jones	56	30	86	1-2	0-0	3	2	0-0
Justin Smith	49	29	78	2-6	0-0	3	0	0-0
Dexter Jackson	43	28	71	0.5-3.5	2-7	3	1	2-19
Madieu Williams	57	13	70	2-4	2-40	7	1	1-2
Leon Hall	48	13	61	0-0	5-16	12	1	0-0
Johnathan Joseph	45	13	58	0-0	4-76	15	0	0-0
Deltha O'Neal	48	4	52	0-0	1-7	9	1	1-0
Domata Peko	36	16	52	1.5-3.5	0-0	1	0	1-0
Robert Geathers	25	22	47	3.5-26	1-30	3	1	1-0
Chinedum Ndukwe	27	8	35	2-15	3-44	6	1	1-54
Michael Myers	20	13	33	1-4	1-0	2	0	0-0
John Thornton	24	8	32	1-6	0-0	1	0	1-0
Rashad Jeanty	21	10	31	0-0	0-0	1	1	2-0
Anthony Schlegel	16	13	29	0-0	0-0	0	0	0-0
Bryan Robinson	13	7	20	1.5-11	0-0	2	1	0-0
Marvin White	10	3	13	0-0	0-0	4	0	0-0
Caleb Miller	7	1	8	0-0	0-0	3	0	0-0
Frostee Rucker	7	1	8	0-0	0-0	0	1	1-0
Lemar Marshall	5	2	7	1-6	0-0	1	1	0-0
Blue Adams	6	0	6	1-7	0-0	0	0	0-0
Ahmad Brooks	5	1	6	1-7	0-0	0	1	0-0
Jonathan Fanene	4	1	5	1-8	0-0	1	0	1-0
John Busing	3	1	4	0-0	0-0	0	0	0-0
Herana-Daze Jones	3	1	4	0-0	0-0	0	0	0-0
Corey Mays	0	3	3	0-0	0-0	1	0	0-0
David Jones	1	0	1	0-0	0-0	0	0	0-0
Keiwan Ratliff	1	0	1	0-0	0-0	0	0	0-0
(team)	—	—	—	1-11	—	—	—	—

SPECIAL TEAMS*	ST	AT	TT	FF	FR-YDS	BP	BFG	BXP
Herana-Daze Jones	13	2	15	0	0-0	0	0	0
Corey Mays	5	6	11	0	0-0	0	0	0
John Busing	7	3	10	0	0-0	0	0	0
Leon Hall	8	1	9	0	0-0	0	0	0
Blue Adams	7	2	9	0	0-0	0	0	0
Chinedum Ndukwe.....	7	2	9	2	0-0	0	0	0
Rashad Jeanty	5	2	7	1	0-0	0	0	0
Marvin White	5	2	7	0	1-0	0	0	0
Daniel Coats	6	0	6	0	0-0	0	0	0
Roy Manning	4	2	6	0	0-0	0	0	0
Landon Johnson.....	5	0	5	0	0-0	0	0	0
Johnathan Joseph	4	0	4	0	0-0	0	0	0
Caleb Miller	4	0	4	0	0-0	0	0	0
Madieu Williams	1	3	4	0	0-0	0	0	0
Clifton Dawson	3	0	3	0	0-0	0	0	0
Dhani Jones	2	1	3	0	0-0	0	0	0
Anthony Schlegel	1	2	3	0	0-0	0	0	0
Jim Maxwell	0	3	3	0	0-0	0	0	0
Marcus Maxwell.....	2	0	2	0	0-0	0	0	0
Glenn Holt	0	2	2	0	0-0	0	0	0
DeDe Dorsey	1	0	1	0	0-0	1	0	0
Dexter Jackson.....	1	0	1	0	0-0	0	0	0
David Jones	1	0	1	0	0-0	0	0	0
Lemar Marshall.....	1	0	1	0	0-0	0	0	0
Andre Frazier.....	0	1	1	0	0-0	0	0	0
Kyle Larson	0	1	1	0	0-0	0	0	0
Tab Perry	0	1	1	0	0-0	0	0	0

RECORD: 4-11-1

HEAD COACH: MARVIN LEWIS

DATE	W-L	SCORE	OPPONENT	ATTENDANCE
9-7-08	L	10-17	at Baltimore	70,978
9-14-08	L	7-24	TENNESSEE	64,540
9-21-08	L	23-26 (OT)	at N.Y. Giants	79,276
9-28-08	L	12-20	CLEVELAND	65,541
10-5-08	L	22-31	at Dallas	62,655
10-12-08	L	14-26	at N.Y. Jets	78,161
10-19-08	L	10-38	PITTSBURGH	65,860
10-26-08	L	6-35	at Houston	70,112
11-2-08	W	21-19	JACKSONVILLE	64,238
11-9-08			— BYE —	
11-16-08	T	13-13 (OT)	PHILADELPHIA	64,633
11-20-08	L	10-27	at Pittsburgh	59,854
11-30-08	L	3-34	BALTIMORE	63,871
12-7-08	L	3-35	at Indianapolis	66,402
12-14-08	W	20-13	WASHINGTON	63,996
12-21-08	W	14-0	at Cleveland	72,361
12-28-08	W	16-6	KANSAS CITY	63,984

TEAM STATISTICS

TOTAL FIRST DOWNS	245	296
Rushing	80	106
Passing	145	169
Penalty	20	21
3rd Down: Made-Att	82-236	93-218
3rd Down Pct.	34.7	42.7
4th Down: Made-Att	7-14	5-11
4th Down Pct.	50.0	45.5
POSSESSION AVG.	28:40	31:20
TOTAL NET YARDS	3926	5208
Avg. Per Game	245.4	325.5
Total Plays	984	1013
Avg. Per Play	4.0	5.1
NET YARDS RUSHING	1520	1921
Avg. Per Game	95.0	120.1
Total Rushes	420	490
NET YARDS PASSING	2406	3287
Avg. Per Game	150.4	205.4
Sacked-Yards Lost	51-271	17-122
Gross Yards	2677	3409
Att.- Completions	513-303	506-315
Completion Pct.	59.1	62.3
Had Intercepted	15	12
PUNTS-AVG.	101-39.1	79-43.6
Net Punting Avg.	34.1	37.6
PENALTIES-YARDS	75-591	102-772
FUMBLES-BALLS LOST	27-11	20-12
TOUCHDOWNS	20	43
Rushing	6	15
Passing	11	23
Returns	3	5

SCORE BY PERIODS

BENGALS.....	51	92	20	41	0	204
OPPONENTS.....	54	94	82	131	3	364

SCORING

Shayne Graham.....	0	0	0	15-15	21-24	0	78
T.J. Houshmandzadeh..	4	0	4	0	—	0	24
Chad Johnson.....	4	0	4	0	—	0	24
Cedric Benson.....	2	2	0	0	—	0	12
Ryan Fitzpatrick.....	2	2	0	0	—	0	12
Chris Henry.....	2	0	2	0	—	0	12
Chris Perry.....	2	2	0	0	—	0	12
Leon Hall.....	1	0	0	1	—	0	6
Glenn Holt.....	1	0	1	0	—	0	6
Johnathan Joseph.....	1	0	0	1	—	0	6
Chinedum Ndukwue.....	1	0	0	1	—	0	6
Dave Rayner.....	0	0	0	3-3	1-1	0	6
BENGALS.....	20	6	11	3	18-18	22-25	204
OPPONENTS.....	43	15	23	5	40-40	22-23	364

Two-point conversions: None. BENGALS 0-2, OPPONENTS 0-3.

Fumbles-lost: Ryan Fitzpatrick 11-5, Chris Perry 5-3, Eric Ghiaciuc 4-0, Cedric Benson 2-1, Carson Palmer 2-0, Antonio Chatman 1-1, Glenn Holt 1-1, Ben Utecht 1-0. BENGALS 27-11, OPPONENTS 20-12.

RUSHING

Cedric Benson.....	214	747	3.5	46	2
Ryan Fitzpatrick.....	60	304	5.1	22	2
Chris Perry.....	104	269	2.6	25t	2
Kenny Watson.....	13	55	4.2	7	0
Andre Caldwell.....	5	53	10.6	26	0
Carson Palmer.....	6	38	6.3	15	0
James Johnson.....	9	29	3.2	12	0
T. J. Houshmandzadeh.....	1	9	9.0	9	0
DeDe Dorsey.....	5	8	1.6	7	0
Antonio Chatman.....	2	4	2.0	2	0
Jordan Palmer.....	1	4	4.0	4	0
BENGALS.....	420	1520	3.6	46	6
OPPONENTS.....	490	1921	3.9	51	15

RECEIVING

T. J. Houshmandzadeh.....	92	904	9.8	46	4
Chad Johnson	53	540	10.2	26	4
Reggie Kelly	31	207	6.7	31	0
Antonio Chatman.....	21	194	9.2	25	0
Cedric Benson.....	20	185	9.3	79	0
Chris Perry.....	20	71	3.6	12	0
Chris Henry.....	19	220	11.6	22	2
Ben Utech.....	16	123	7.7	14	0
Andre Caldwell.....	11	78	7.1	15	0
James Johnson.....	6	47	7.8	16	0
Glenn Holt.....	3	26	8.7	10	1
Kenny Watson.....	3	4	1.3	3	0
DeDe Dorsey.....	2	49	24.5	36	0
Daniel Coats.....	2	19	9.5	11	0
Nate Lawrie.....	2	11	5.5	7	0
Jerome Simpson.....	1	2	2.0	2	0
Ryan Fitzpatrick.....	1	-3	-3.0	-3	0
BENGALS.....	303	2677	8.8	79	11
OPPONENTS.....	315	3409	10.8	701	23

INTERCEPTIONS

Leon Hall.....	3	87	29.0	50t	1
Brandon Johnson.....	2	35	17.5	35	0
Keith Rivers.....	1	39	39.0	39	0
Chris Crocker.....	1	22	22.0	22	0
Johnathan Joseph.....	1	22	22.0	22	0
Dhani Jones.....	1	13	13.0	13	0
Chinedum Ndukwe.....	1	12	12.0	12	0
Corey Lynch.....	1	6	6.0	6	0
Marvin White.....	1	0	0.0	0	0
BENGALS.....	12	236	19.7	50t	1
OPPONENTS.....	15	279	18.6	85t	2

PUNTING

Kyle Larson.....	100	3945	39.5	34.1	3	28	57	1
BENGALS.....	101	3945	39.1	34.1	3	28	57	1
OPPONENTS.....	79	3443	43.6	37.6	11	22	70	0

PUNT RETURNS

ONTARIO CHALMAN.....	21	5	158	7.5	34	0
T.J. Houshmandzadeh.....	8	2	79	9.9	15	0
Leon Hall.....	3	0	16	5.3	12	0
BENGALS.....	32	7	253	7.9	34	0
OPPONENTS.....	48	22	436	9.1	73	1

KICKOFF RETUR

Glenn Holt	46	1110	24.1	60	0
Andre Caldwell	13	338	26.0	43	0
Kenny Watson	4	63	15.8	24	0
Daniel Coats	1	18	18.0	18	0
Leon Hall	1	1	1.0	1	0
James Johnson	1	13	13.0	13	0
Jerome Simpson	1	8	8.0	8	0
Daniel Coats	Of	0	—	—	0
BENGALS	67	1551	23.1	60	0
OPPONENTS	47	1059	22.5	87	0

FIELD GOALS

Shayne Graham	1-1	5-5	6-7	9-11	0-0
Dave Rayner	0-0	1-1	0-0	0-0	0-0
BENGALS	1-1	6-6	6-7	9-11	0-0
OPPONENTS	0-0	12-12	6-6	3-4	1-1

Shayne Graham: (43G), (37N), (22G, 30G, 21G), (42G, 45G), (41G, 31G, 40G), (—), (—), (43G, 32G), (—), (20G, 41G, 47N), (26G), (21G), (19G), (32G, 45G), (48N), (38G, 30G, 43G). Rayner: (—), (—), (—), (—), (—), (—), (26G), (—), (—), (—), (—), (—), (—), (—), (—), (—).

Opponents: (47N, 21G), (34G), (24G, 46G, 26G, 22G), (25G, 29G), (30G), (38G, 43G), (21G), (—), (52G, 26G), (42G, 27G), (37G, 38G), (27G, 21G), (—), (23G, 36G), (—), (—).

PASSING

Ryan Fitzpatrick	372	221	1905	59.4	5.12	8	2.2	9	2.4	79	38-193	70.0
Carson Palmer	129	75	731	58.1	5.67	3	2.3	4	3.1	36	11-67	69.0
Jordan Palmer	12	7	41	58.3	3.42	0	0.0	2	16.7	13	2-11	25.3
BENGALS	513	303	2677	59.1	5.22	11	2.1	15	2.9	79	51-271	68.0
OPPONENTS	506	315	3409	62.3	6.74	23	4.5	12	2.4	701	17-122	87.3

USUAL STARTERS

OFFENSE

WR	Chad Johnson	LDE	Robert Geathers
LOT	Levi Jones,	LDT	Domata Peko
	Anthony Collins	RDT	John Thornton,
LG	Andrew Whitworth,		Pat Sims
	Nate Livings	RDE	Antwan Odom
C	Eric Ghiaciu	SLB	Rashad Jeanty
RG	Bobbie Williams	MLB	Dhani Jones
ROT	Stacy Andrews	WLB	Brandon Johnson,
TE	Reggie Kelly		Keith Rivers
WR	T.J. Houshmandzadeh	LCB	Johnathan Joseph,
QB	Ryan Fitzpatrick		David Jones
HB	Cedric Benson,	RCB	Leon Hall
	Chris Perry	SS	Chinedum Ndukwe
FB	(no player started more than 4 games)	FS	Marvin White, Chris Crocker

DEFENSE

DEFENSE*	ST	AT	TT	SKS-YDS	INT-YDS	PD	FF	FR-YDS
----------	----	----	----	---------	---------	----	----	--------

Dhani Jones	73	41	114	0-0	1-13	8	1	1-0
Rashad Jeanty	54	32	86	0-0	0-0	2	2	0-0
Brandon Johnson	42	35	77	1.5-4.5	2-35	4	0	0-0
Leon Hall	57	14	71	0-0	3-87	24	0	1-0
Marvin White	52	15	67	0-0	1-0	4	0	0-0
Domata Peko	29	38	67	0.5-0.5	0-0	2	0	0-0
Chinedum Ndukue	42	21	63	3-25	1-12	4	0	1-15
Jonathan Joseph	31	11	42	0-0	1-22	13	1	1-65
David Jones	33	5	38	0-0	0-0	6	0	1-12
Robert Geathers	22	16	38	2.5-19.5	0-0	1	1	0-0
Keith Rivers	24	12	36	0-0	1-39	1	1	0-0
Pat Sims	22	13	35	1-2	0-0	0	0	0-0
Chris Crocker	25	9	34	1.5-10.5	1-22	2	1	0-0
Jonathan Fanene	21	10	31	0-0	0-0	0	0	0-0
John Thornton	24	6	30	3-25	0	2	0	0-0
Antwan Odom	19	7	26	3-28	0-0	2	2	0-0
Foster Rucker	15	8	23	1-7	0-0	1	2	1-6
Dexter Jackson	14	7	21	0-0	0-0	1	0	0-0
Jamar Fletcher	13	2	15	0-0	0-0	3	0	1-0
Kyriles Hebert	8	7	15	0-0	0-0	0	0	1-0
Orien Harris	4	10	14	0-0	0-0	0	0	0-0
Darryl Blackstock	7	6	13	0-0	0-0	0	0	0-0
Simeon Castille	5	2	7	0-0	0-0	1	0	0-0
Corey Mays	3	2	5	0-0	0-0	0	1	1-0
Jason Shirley	2	2	4	0-0	0-0	0	0	0-0
Corey Lynch	3	0	3	0-0	1-6	1	0	0-0
Mike Doss	1	1	2	0-0	0-0	1	0	0-0
Eric Henderson	1	1	2	0-0	0-0	0	0	0-0
John Busina	1	0	1	0-0	0-0	0	0	0-0

SPECIAL TEAMS* ST AT TT FF FR-YDS BP BFG BXP

Kyries Hebert.....	14	7	21	0	0-0	0	0	0
Rashad Jeanty.....	9	4	13	0	1-0	0	0	0
Corey Mays.....	8	3	11	0	0-0	0	0	0
Brad St. Louis.....	6	2	8	0	0-0	0	0	0
Darryl Blackstock.....	3	4	7	0	0-0	0	0	0
Brandon Johnson.....	4	2	6	0	0-0	0	0	0
Corey Lynch.....	2	4	6	0	0-0	0	0	0
John Busing.....	3	2	5	0	0-0	0	0	0
David Jones.....	3	2	5	0	0-0	0	0	0
Leon Hall.....	4	0	4	0	0-0	0	0	0
Herana-Daze Jones.....	4	0	4	0	0-0	0	0	0
Abdul Hodge.....	1	2	3	0	0-0	0	0	0
Jim Maxwell.....	1	2	3	0	0-0	0	0	0
Kenny Watson.....	0	3	3	0	0-0	0	0	0
Glenn Holt.....	2	0	2	0	0-0	0	0	0
Dhani Jones.....	2	0	2	0	0-0	0	0	0
Kyle Larson.....	2	0	2	0	0-0	0	0	0
Geoffrey Pope.....	2	0	2	0	0-0	0	0	0
Shayne Graham.....	1	1	2	0	0-0	0	0	0
Andre Caldwell.....	1	0	1	0	0-0	0	0	0
Jamar Fletcher.....	1	0	1	0	0-0	0	0	0
Josh Mallard.....	1	0	1	0	0-0	0	0	0
Chinedum Ndukwe.....	1	0	1	0	0-0	0	0	0
Marvin White.....	1	0	1	0	0-0	0	0	0
Daniel Coats.....	0	1	1	0	0-0	0	0	0
Chris Harrington.....	0	1	1	0	0-0	0	0	0
Nate Lawrie.....	0	1	1	0	0-0	0	0	0
Keith Rivers.....	0	1	1	0	0-0	0	0	0

MISCELLANEOUS DEFENSE* ST AT TT FF FR-YDS

Eric Ghiaciuc	3	0	3	0	0-0
T.J. Houshmandzadeh	3	0	3	0	0-0
Andrew Whitworth	3	0	3	0	0-0
Ben Utech	2	0	2	0	0-0
Cedric Benson	1	0	1	0	0-0
Daniel Coats	1	0	1	0	0-0
Ryan Fitzpatrick	1	0	1	0	0-0
Chris Henry	1	0	1	0	0-0
James Johnson	1	0	1	0	0-0
Levi Jones	1	0	1	0	0-0
Reggie Kelly	1	0	1	0	0-0
Carson Palmer	1	0	1	0	0-0
Chris Perry	1	0	1	0	0-0
Bobbie Williams	1	0	1	0	0-0
Chad Johnson	0	0	0	0	1-0

* NOTE: All defensive statistics above are press box statistics produced at the games.

2009 STATISTICS

RECORD: 10-6-0

HEAD COACH: MARVIN LEWIS

(BENGALS WON AFC NORTH DIVISION; SEE POSTSEASON PORTION OF TEAM HISTORY SECTION FOR POSTSEASON STATS)

DATE	W-L	SCORE	OPPONENT	ATTENDANCE
9-13-09	L	7-12	DENVER	62,831
9-20-09	W	31-24	at Green Bay	70,678
9-27-09	W	23-20	PITTSBURGH	64,538
10-4-09	W	23-20 (OT)	at Cleveland	69,844
10-11-09	W	17-14	at Baltimore	71,161
10-18-09	L	17-28	HOUSTON	64,019
10-25-09	W	45-10	CHICAGO	64,900
11-1-09			— BYE —	
11-8-09	W	17-7	BALTIMORE	64,313
11-15-09	W	18-12	at Pittsburgh	65,392
11-22-09	L	17-20	at Oakland	34,112
11-29-09	W	16-7	CLEVELAND	64,553
12-6-09	W	23-13	DETROIT	62,545
12-13-09	L	10-30	at Minnesota	63,854
12-20-09	L	24-27	at San Diego	68,889
12-27-09	W	17-10	KANSAS CITY	64,333
1-3-10	L	0-37	at N.Y. Jets	79,106

TEAM STATISTICS	BENGALS	OPPONENTS
TOTAL FIRST DOWNS	295	276
Rushing	109	95
Passing	159	165
Penalty	27	16
3rd Down: Made-Att	93-229	81-210
3rd Down Pct.	40.6	38.6
4th Down: Made-Att	10-14	7-15
4th Down Pct.	71.4	46.7
POSSESSION AVG.	31:59	28:01
TOTAL NET YARDS	4946	4822
Avg. Per Game	309.1	301.4
Total Plays	1011	980
Avg. Per Play	4.9	4.9
NET YARDS RUSHING	2056	1573
Avg. Per Game	128.5	98.3
Total Rushes	505	399
NET YARDS PASSING	2890	3249
Avg. Per Game	180.6	203.1
Sacked-Yards Lost	29-244	34-237
Gross Yards	3134	3486
Att.-Completions	477-286	547-318
Completion Pct.	60.0	58.1
Had Intercepted	13	19
PUNTS-AVG.	86-43.9	83-43.9
Net Punting Avg.	36.3	35.3
PENALTIES-YARDS	114-863	99-767
FUMBLES-BALLS LOST	24-12	17-6
TOUCHDOWNS	34	32
Rushing	9	12
Passing	21	18
Returns	4	2

SCORE BY PERIODS	1	2	3	4	OT	PTS
BENGALS	61	118	49	74	3	305
OPPONENTS	55	96	61	79	0	291

SCORING	TD	TD-R	TD-P	TD-Rt	K-PAT	FG	S	PTS
Shayne Graham	0	0	0	0	28-29	23-28	0	97
Chad Johnson	9	0	9	0	—	—	0	54
Cedric Benson	6	6	0	0	—	—	0	36
Laveranues Coles	5	0	5	0	—	—	0	30
Carson Palmer	3	3	0	0	—	—	0	20
Andre Caldwell	3	0	3	0	—	—	0	18
J.P. Foschi	2	0	2	0	—	—	0	12
Chris Henry	2	0	2	0	—	—	0	12
Jonathan Fanene	1	0	0	1	—	—	0	6
Robert Geathers	1	0	0	1	—	—	0	6
Johnathan Joseph	1	0	0	1	—	—	0	6
Bernard Scott	1	0	0	1	—	—	0	6
Brian Leonard	0	0	0	0	—	—	0	2
BENGALS	34	9	21	4	28-29	23-28	0	305
OPPONENTS	32	12	18	2	30-30	23-29	0	291

Two-point conversions: Brian Leonard, Carson Palmer.
BENGALS 2-5, OPPONENTS 0-2.

Fumbles-lost: Carson Palmer 6-2, Andre Caldwell 4-2, Chad Johnson 2-2, J.T. O'Sullivan 2-2, Daniel Coats 2-1, Quan Cosby 2-0, J.P. Foschi 1-1, Jeremi Johnson 1-1, Brian Leonard 1-1, Cedric Benson 1-0, Kevin Huber 1-0, Bernard Scott 1-0. BENGALS 24-12, OPPONENTS 17-6.

PASSING	ATT	CMP	YDS	CMP%	YDS/ATT	TD	TD%	INT	INT%	LG	SKD-YDS	RAT
Carson Palmer	466	282	3094	60.5	6.64	21	4.5	13	2.8	73	26-213	83.6
J.T. O'Sullivan	11	4	40	36.4	3.64	0	0.0	0	0.0	16	3-31	47.5
BENGALS	477	286	3134	60.0	6.57	21	4.4	13	2.7	73	29-244	82.7
OPPONENTS	547	318	3486	58.1	6.37	18	3.3	19	3.5	87	34-237	73.6

RUSHING	ATT	YDS	AVG	LG	TD
Cedric Benson	301	1251	4.2	42	6
Bernard Scott	74	321	4.3	61	0
Larry Johnson	46	204	4.4	27	0
Carson Palmer	39	93	2.4	15	3
Brian Leonard	27	84	3.1	11	0
Chad Johnson	3	32	10.7	26	0
Andre Caldwell	3	22	7.3	15	0
Chris Crocker	1	21	21.0	21	0
J.T. O'Sullivan	3	12	4.0	6	0
Laveranues Coles	2	10	5.0	8	0
Jeremi Johnson	4	8	2.0	4	0
Kevin Huber	1	0	0.0	0	0
Quan Cosby	1	-2	-2.0	-2	0
BENGALS	505	2056	4.1	61	9
OPPONENTS	399	1573	3.9	57	12

RECEIVING	REC	YDS	AVG	LG	TD
Chad Johnson	72	1047	14.5	50	9
Andre Caldwell	51	432	8.5	24	3
Laveranues Coles	43	514	12.0	40	5
Brian Leonard	30	217	7.2	18	0
J.P. Foschi	27	260	9.6	27	2
Cedric Benson	17	111	6.5	19	0
Daniel Coats	16	150	9.4	23	0
Chris Henry	12	236	19.7	73	2
Jeremi Johnson	6	41	6.8	9	0
Bernard Scott	5	67	13.4	23	0
Quan Cosby	4	55	13.8	23	0
Larry Johnson	3	4	1.3	6	0
BENGALS	286	3134	11.0	73	21
OPPONENTS	318	3486	11.0	87	18

INTERCEPTIONS	NO	YDS	AVG	LG	TD
Johnathan Joseph	6	92	15.3	32	1
Leon Hall	6	47	7.8	26	0
Chris Crocker	2	38	19.0	20	0
Jonathan Fanene	1	45	45.0	45	1
Frostee Rucker	1	26	26.0	26	0
Chinedum Ndukwe	1	9	9.0	9	0
Tom Nelson	1	2	2.0	2	0
Keith Rivers	1	0	0.0	0	0
BENGALS	19	259	13.6	45	2
OPPONENTS	13	184	14.2	52	2

PUNTING	NO	YDS	AVG	NET	TB	IN-20	LG	BLK.
Kevin Huber	86	3713	43.2	36.3	10	24	61	0
BENGALS	86	3713	43.2	36.3	10	24	61	0
OPPONENTS	83	3641	43.9	35.3	12	25	66	0

PUNT RETURNS	NO	FC	YDS	AVG	LG	TD
Quan Cosby	40	19	474	11.9	60	0
BENGALS	40	19	474	11.9	60	0
OPPONENTS	39	15	393	10.1	50	0

KICKOFF RETURNS	NO	YDS	AVG	LG	TD
Andre Caldwell	29	539	18.6	39	0
Bernard Scott	16	504	31.5	96	1
Quan Cosby	13	239	18.4	31	0
Brian Leonard	2	38	19.0	24	0
Laveranues Coles	1	14	14.0	14	0
Leon Hall	1	22	22.0	22	0
Daniel Coats	0	0	—	—	0
BENGALS	62	1356	21.9	96	1
OPPONENTS	58	1289	22.2	58	0

FIELD GOALS	1-19	20-29	30-39	40-49	50+
Shayne Graham	0-0	10-11	8-10	3-3	2-4
BENGALS	0-0	10-11	8-10	3-3	2-4
OPPONENTS	1-1	6-7	8-9	5-5	3-7

Shayne Graham: (—), (40G), (34G, 52N), (23B, 31G), (32B, 32G), (50G), (29G), (23G), (51N, 23G, 32G, 32G, 43G), (37N, 25G), (37G, 53G, 28G), (44G, 39G, 23G), (22G), (26G, 25G, 34G), (29G), (—).
Opponents: (48G, 50G), (55N, 45G), (19G, 24G, 52N), (26G, 31G), (—), (28B), (22G), (38N), (28G, 33G, 35G, 34G), (57N, 52G, 33G), (—), (55N), (41G, 23G, 44G), (33G, 52G), (30G), (20G, 39G, 40G).

USUAL STARTERS

OFFENSE	DEFENSE
WR Chad Johnson	LDE Robert Geathers
LOT Andrew Whitworth	LDT Domata Peko
LG Nate Livings	RDT Tank Johnson
C Kyle Cook	RDE Jonathan Fanene,
RG Bobbie Williams	Antwan Odom
ROT Dennis Roland	SLB Rey Mualuga
TE Anthony Collins	MLB Dhani Jones
Daniel Coats,	WLB Keith Rivers
J.P. Foschi	LCB Johnathan Joseph
WR Laveranues Coles	RCB Leon Hall
QB Carson Palmer	SS Chinedum Ndukwe
HB Cedric Benson	FS Chris Crocker
FB Jeremi Johnson	

DEFENSE*	ST	AT	TT	SKS-YDS	INT-YDS	PD	FF	FR-YDS
Dhani Jones	77	36	113	3.5-26	0-0	4	1	2-0
Chinedum Ndukwe	60	25	85	2-18.5	1-9	5	0	0-0
Keith Rivers	45	26	71	1-8	1-0	2	0	0-0
Johnathan Joseph	58	11	69	0-0	6-92	20	1	0-0
Leon Hall	52	13	65	0-0	6-47	24	2	0-0
Rey Mualuga	35	24	59	1-8	0-0	2	2	0-0
Chris Crocker	39	10	49	0-0	2-38	9	1	0-0
Brandon Johnson	31	16	47	1.5-11.5	0-0	4	0	1-0
Robert Geathers	21	15	36	3.5-28.5	0-0	3	1	2-113
Jonathan Fanene	18	18	36	6-33	1-45	2	0	0-0
Pat Sims	19	15	34	0.5-2.5	0-0	0	0	1-0
Tank Johnson	16	13	29	2-7	0-0	1	0	0-0
Roy Williams	17	9	26	0-0	0-0	2	0	0-0
Domata Peko	12	11	23	0-0	0-0	1	0	0-0
Tom Nelson	18	4	22	0-0	1-2	2	0	0-0
Morgan Trent	18	4	22	1-7	0-0	4	0	0-0
Antwan Odom	18	1	19	8-51	0-0	2	0	0-0
Frostee Rucker	7	6	13	1-10	1-26	2	0	0-0
Michael Johnson	7	5	12	3-26	0-0	5	0	0-0
Rashad Jeanty	8	1	9	0-0	0-0	0	0	0-0
Kyries Hebert	7	2	9	0-0	0-0	0	0	0-0
Shaun Smith	3	5	8	0-0	0-0	0	0	0-0
Orien Harris	5	2	7	0-0	0-0	0	0	0-0
David Jones	3	2	5	0-0	0-0	1	0	0-0
Abdul Hodge	2	3	5	0-0	0-0	0	0	0-0
Rico Murray	1	0	1	0-0	0-0	0	0	0-0
Geoffrey Pope	0	0	0	0-0	0-0	1	0	0-0

SPECIAL TEAMS*	ST	AT	TT	FF	FR-YDS	BP	BFG	BXP
Abdul Hodge	10	1	11	1	0-0	0	0	0
Brandon Johnson	9	2	11	0	0-0	0	0	0
Kyries Hebert	7	4	11	0	0-0	0	0	0
Rashad Jeanty	5	5	10	0	0-0	0	0	0
Brian Leonard	7	1	8	0	0-0	0	0	0
Dan Skuta	6	2	8	0	0-0	0	0	0
Leon Hall	6	0	6	0	0-0	0	0	0
David Jones	4	2	6	0	0-0	0	0	0
Maurice Purify	4	2	6	0	0-0	0	0	0
Morgan Trent	4	2	6	0	0-0	0	0	0
Michael Johnson	4	1	5	0	0-0	0	0	0
Rey Mualuga	4	0	4	1	0-0	0	0	0
Chinedum Ndukwe	3	1	4	0	0-0	0	0	0
Quan Cosby	2	1	3	0	0-0	0	0	0
Tom Nelson	2	1	3	0	0-0	0	0	0
Shayne Graham	2	0	2	0	0-0	0	0	0
Kevin Huber	2	0	2	0	0-0	0	0	0
Bernard Scott	2	0	2	0	0-0	0	0	0
Roy Williams	2	0	2	0	0-0	0	0	0
Chris Crocker	1	1	2	0	0-0	0	0	0
Clark Harris	1	0	1	0	0-0	0	0	0
Johnathan Joseph	1	0	1	0	0-0	0	0	0
Keith Rivers	1	0	1	0	0-0	0	0	0
Brad St. Louis	1	0	1	0	0-0	0	0	0
Antwan Odom	0	0	0	0	0-0	0	1	0

||
||
||

2010 STATISTICS

RECORD: 4-12-0

HEAD COACH: MARVIN LEWIS

DATE	W-L	SCORE	OPPONENT	ATTENDANCE
9-12-10	L	24-38	at New England	68,756
9-19-10	W	15-10	BALTIMORE	64,071
9-26-10	W	20-7	at Carolina	72,887
10-3-10	L	20-23	at Cleveland	66,731
10-10-10	L	21-24	TAMPA BAY	63,888
10-17-10			— BYE —	
10-24-10	L	32-39	at Atlanta	67,665
10-31-10	L	14-22	MIAMI	63,179
11-8-10	L	21-27	PITTSBURGH	65,626
11-14-10	L	17-23	at Indianapolis	67,404
11-21-10	L	31-49	BUFFALO	55,654
11-25-10	L	10-26	at N.Y. Jets	78,903
12-5-10	L	30-34	NEW ORLEANS	59,963
12-12-10	L	7-23	at Pittsburgh	57,501
12-19-10	W	19-17	CLEVELAND	56,342
12-26-10	W	34-20	SAN DIEGO	54,194
1-2-11	L	7-13	at Baltimore	71,088

TEAM STATISTICS	BENGALS	OPPONENTS
TOTAL FIRST DOWNS	317	290
Rushing	85	97
Passing	206	170
Penalty	26	23
3rd Down: Made-Att	87-224	75-198
3rd Down Pct.	38.8	37.9
4th Down: Made-Att	13-19	2-7
4th Down Pct.	68.4	28.6
POSSESSION AVG.	31:14	28:46
TOTAL NET YARDS	5289	5312
Avg. Per Game	330.6	332.0
Total Plays	1046	957
Avg. Per Play	5.1	5.6
NET YARDS RUSHING	1522	1843
Avg. Per Game	95.1	115.2
Total Rushes	428	416
NET YARDS PASSING	3767	3469
Avg. Per Game	235.4	216.8
Sacked-Yards Lost	28-221	27-179
Gross Yards	3988	3648
Att.-Completions	590-365	514-326
Completion Pct.	61.9	63.4
Had Intercepted	20	16
PUNTS-AVG.	72-41.6	76-41.3
Net Punting Avg.	38.2	36.6
PENALTY-YARDS	90-725	95-776
FUMBLES-BALLS LOST	21-14	20-10
TOUCHDOWNS	36	44
Rushing	8	15
Passing	26	21
Returns	2	8

SCORE BY PERIODS	1	2	3	4	OT	PTS
BENGALS	45	102	57	118	0	322
OPPONENTS	63	113	93	126	0	395

SCORING	TD	TD-R	TD-P	TD-Rt	K-PAT	FG	S	PTS
Mike Nugent	0	0	0	0	17-17	15-19	0	62
Terrell Owens	9	0	9	0	—	—	0	54
Cedric Benson	8	7	1	0	—	—	0	50
Clint Stitser	0	0	0	0	8-10	7-8	0	29
Jermaine Gresham	4	0	4	0	—	—	0	26
Chad Johnson	4	0	4	0	—	—	0	24
Jordan Shipley	3	0	3	0	—	—	0	18
Jerome Simpson	3	0	3	0	—	—	0	18
Aaron Pettrey	0	0	0	0	5-5	2-4	0	11
Adam Jones	1	0	0	1	—	—	0	6
Johnathan Joseph	1	0	0	1	—	—	0	6
Brian Leonard	0	0	1	0	—	—	0	6
Bernard Scott	1	1	0	0	—	—	0	6
Andrew Whitworth	1	0	1	0	—	—	0	6
BENGALS	36	8	26	2	30-32	24-31	0	322
OPPONENTS	44	15	21	8	43-43	28-33	1	395

Two-point conversions: Cedric Benson, Jermaine Gresham. BENGALS 2-4, OPPONENTS 1-1.

Fumbles-lost: Cedric Benson 7-5, Carson Palmer 7-3, Jerome Simpson 2-2, Jermaine Gresham 2-1, Andre Caldwell 1-1, Reggie Nelson 1-1, Bernard Scott 1-1. BENGALS 21-14, OPPONENTS 20-10.

PASSING	ATT	CMP	YDS	CMP%	YDS/ATT	TD	TD%	INT	INT%	LG	SKD-YDS	RAT
Carson Palmer	586	362	3970	61.8	6.77	26	4.4	20	3.4	78t	26-201	82.4
Jordan Palmer	3	3	18	100.0	6.00	0	0.0	0	0.0	7	2-20	91.7
Chad Johnson	1	0	0	0.0	0.00	0	0.0	0	0.0	—	0-0	39.6
BENGALS	590	365	3988	61.9	6.76	26	4.4	20	3.4	78t	28-221	82.4
OPPONENTS	514	326	3648	63.4	7.10	21	4.1	16	3.1	54	27-179	85.2

RUSHING	ATT	YDS	AVG	LG	TD
Cedric Benson	321	1111	3.5	26	7
Bernard Scott	61	299	4.9	18	1
Brian Leonard	9	61	6.8	42	0
Carson Palmer	32	50	1.6	9	0
Jerome Simpson	1	2	2.0	2	0
Cedric Peerman	2	1	0.5	1	0
Chris Pressley	1	0	0.0	0	0
Andre Caldwell	1	-2	-2.0	-2	0
BENGALS	428	1522	3.6	42	8
OPPONENTS	416	1843	4.4	61	15

RECEIVING	REC	YDS	AVG	LG	TD
Terrell Owens	72	983	13.7	78t	9
Chad Johnson	67	831	12.4	42	4
Jordan Shipley	52	600	11.5	64t	3
Jermaine Gresham	52	471	9.1	27	4
Cedric Benson	28	178	6.4	24	1
Andre Caldwell	25	345	13.8	53	0
Jerome Simpson	20	277	13.9	59t	3
Brian Leonard	20	137	6.9	20	1
Bernard Scott	11	60	5.5	25	0
Reggie Kelly	10	42	4.2	9	0
Chase Coffman	3	30	10.0	14	0
Quan Cosby	2	16	8.0	11	0
Cedric Peerman	1	11	11.0	11	0
Chris Pressley	1	6	6.0	6	0
Andrew Whitworth	1	1	1.0	1t	1
BENGALS	365	3988	10.9	78t	26
OPPONENTS	326	3648	11.2	54	21

INTERCEPTIONS	NO	YDS	AVG	LG	TD
Leon Hall	4	19	4.8	22	0
Johnathan Joseph	3	38	12.7	21t	1
Reggie Nelson	2	63	31.5	56	0
Rey Mauluga	2	58	29.0	47	0
Brandon Johnson	1	12	12.0	12	0
Adam Jones	1	10	10.0	10	0
Chinedum Ndukwe	1	0	0.0	0	0
Morgan Trent	1	0	0.0	0	0
Roy Williams	1	0	0.0	0	0
BENGALS	16	200	12.5	56	1
OPPONENTS	20	424	21.2	59t	5

PUNTING	NO	YDS	AVG	NET	TB	IN-20	LG	BLK.
Kevin Huber	71	2992	42.1	38.2	6	28	72	1
BENGALS	72	2992	41.6	38.2	6	28	72	1
OPPONENTS	76	3137	41.3	36.6	5	29	61	0

PUNT RETURNS	NO	FC	YDS	AVG	LG	TD
Quan Cosby	30	21	225	7.5	20	0
Adam Jones	5	0	33	6.6	27	0
Andre Caldwell	1	0	0	0.0	0	0
BENGALS	36	21	258	7.2	27	0
OPPONENTS	26	14	124	4.8	20	0

KICKOFF RETURNS	NO	YDS	AVG	LG	TD
Bernard Scott	56	1257	22.4	60	0
Adam Jones	7	134	19.1	29	0
Andre Caldwell	3	79	26.3	32	0
Quan Cosby	3	44	14.7	18	0
Leon Hall	1	29	29.0	29	0
Reggie Kelly	1	8	8.0	8	0
BENGALS	71	1551	21.8	60	0
OPPONENTS	64	1504	23.5	97t	2

FIELD GOALS	1-19	20-29	30-39	40-49	50+
Mike Nugent	0-0	5-5	7-7	1-3	2-4
Clint Stitser	0-0	4-5	2-2	1-1	0-0
Aaron Pettrey	1-1	1-2	0-0	0-1	0-0
BENGALS	1-1	10-12	9-9	2-5	2-4
OPPONENTS	0-0	12-12	8-9	6-9	2-3

Mike Nugent: (54G), (36G, 30G, 46G, 38G, 25G), (33G, 50G), (24G, 44B, 25G), (31G, 35G), (20G, 53N, 33G), (—), (51N, 45N), (27G), (—), (—), (—), (—), (—), (—), (—).

Aaron Pettrey: (—), (—), (—), (—), (—), (—), (—), (—), (—), (19G, 43N), (27N, 28G), (—), (—), (—), (—), (—).

Clint Stitser: (—), (—), (—), (—), (—), (—), (—), (—), (—), (—), (—), (29G, 23G, 47G), (—), (25G, 39G, 34G, 20G), (—), (29N).

Opponents: (32G, 47N, 56N), (38G), (—), (30G, 31G, 22G), (31G), (45G), (38G, 42G, 24G, 54G, 31G), (25G, 53G, 46N), (28G, 47G, 23G), (33N), (27G, 44N), (48G, 24G), (23G, 35G, 41G), (23G), (20G, 28G), (25G, 47G).

USUAL STARTERS

OFFENSE	DEFENSE
WR Chad Johnson	LDE Robert Geathers
LOT Andrew Whitworth	NT Domata Peko
LG Nate Livings	DT Pat Sims
C Kyle Cook	Tank Johnson
RG Bobbie Williams	RDE Michael Johnson
ROT Dennis Roland	SLB Rey Mauluga
TE Jermaine Gresham	MLB Dhani Jones
TE Reggie Kelly	WLB Keith Rivers
WR Terrell Owens	LCB Johnathan Joseph
QB Carson Palmer	RCB Leon Hall
HB Cedric Benson	SS Roy Williams
	FS Chris Crocker

DEFENSE*	ST	AT	TT	SKS-YDS	INT-YDS	PD	FF	FR-YDS
Dhani Jones	86	39	125	1-9	0-0	2	1	0-0
Keith Rivers	51	24	75	1-5	0-0	2	0	0-0
Rey Mauluga	44	31	75	1-10	2-8	2	0	0-0
Roy Williams	37	21	58	1-3	1-0	1	0	3-1
Chinedum Ndukwe	37	18	55	0-5.4	1-0	3	0	1-0
Reggie Nelson	31	18	49	0-0	2-63	7	2	0-0
Johnathan Joseph	37	5	42	0-0	3-38	8	0	0-0
Domata Peko	24	18	42	0-5.4	0-0	1	0	0-0
Chris Crocker	29	12	41	2-8	0-0	5	2	0-0
Leon Hall	29	10	39	0-0	4-19	11	2	0-0
Michael Johnson	25	9	34	2-5-10	0-0	4	0	0-0
Robert Geathers	22	11	33	1-9	0-0	2	1	1-5
Brandon Johnson	16	16	32	0-0-5	1-12	3	0	0-0
Pat Sims	19	12	31	2-5-20	0-0	1	0	0-0
Carlos Dunlap	19	5	24	9-75-75	0-0	3	0	1-0
Morgan Trent	18	5	23	0-0	1-0	3	0	1-0
Frostee Rucker	8	9	17	1-8	0-0	1	0	0-0
Geno Atkins	10	6	16	3-11	0-0	1	0	0-0
Jonathan Wade	12	2	14	0-0	0-0	2	0	0-0
Adam Jones	11	3	14	0-0	1-10	3	1	1-59
Rico Murray	11	1	12	0-0	0-0	3	0	0-0
Keiwan Ratliff	6	6	12	0-0	0-0	0	0	0-0
Tank Johnson	5	5	10	0-0	0-0	0	0	0-0
Tom Nelson	4	2	6	0-0	0-0	0	0	0-0
Antwan Odum	3	1	4	0-0	0-0	1	0	0-0
Clinton McDonald	2	2	4	0-0	0-0	0	0	0-0
Brandon Ghee	2	0	2	0-0	0-0	0	0	0-0
Fred Bennett	1	0	1	0-0	0-0	0	0	0-0
Jonathan Fanene	0	1	1	0-0	0-0	0	0	0-0
Rodrick Muckelroy	0	1	1	0-0	0-0	0	0	0-0
Dan Skuta	0	1	1	0-0	0-0	0	0	0-0

SPECIAL TEAMS*	ST	AT	TT	FF	FR-YDS	BP	BFG	BXP
Dan Skuta	11	4	15	1	0-0	0	0	0
Quan Cosby	6	3	9	0	0-0	0	0	0
Roddrick Muckelroy	4	5	9	2	0-0	0	0	0
Brandon Ghee	7	0	7	0	0-0	0	0	0
Reggie Nelson	4	2	6	0	0-0	0	0	0
Cedric Peerman	4	2	6	0	0-0	0	0	0
Brandon Johnson	3	3	6	0	0-0	0	0	0
Leon Hall	4	1	5	0	0-0	0	0	0
Brian Leonard	4	1	5	0	0-0	0	0	0
Rico Murray	4	1	5	0	0-0	0	0	0
Chinedum Ndukwe	4	1	5	0	0-0	0	0	0
Jerome Miles	3	1	4	0	0-0	0	0	0
Clark Harris	3	0	3	0	0-0	0	0	0
Tom Nelson	3	0	3	0	0-0	0	0	0
Morgan Trent	3	0	3	0	0-0	0	0	0
Vincent Rey	2	1	3	0	0-0	0	0	0
Andrew Caldwell	2	0	2	0	0-0	0	0	0
Chris Crocker	2	0	2	0	0-0	0	0	0
Mike Nugent	1	1	2	0	0-0	0	0	0
Clint Stitser	1	1	2	0	0-0	0	0	0
Keith Rivers	0	2	2	0	0-0	0	0	0
Michael Johnson	1	0	1	0	1-0	0	0	0
Reggie Kelly	1	0	1	0	0-0	0	0	0
Keiwan Ratliff	1	0	1	0	0-0	0	0	0
Bernard Scott	1	0	1	0	0-0	0	0	0
Marvin White	1	0	1	0	0-0	0	0	0
Adam Jones	0	0	0	0	1-0	0	0	0

2011 STATISTICS

RECORD: 9-7-0

HEAD COACH: MARVIN LEWIS

(BENGALS WERE WILD CARD QUALIFIER: SEE POSTSEASON PORTION OF TEAM HISTORY SECTION FOR POSTSEASON STATS)

DATE	W-L	SCORE	OPPONENT	ATTENDANCE
9-11-11	W	27-17	at Cleveland	67,321
9-18-11	L	22-24	at Denver	73,281
9-25-11	L	8-13	SAN FRANCISCO	43,363
10-2-11	W	23-20	BUFFALO	41,142
10-9-11	W	30-20	at Jacksonville	61,799
10-16-11	W	27-17	INDIANAPOLIS	52,068
10-23-11			— BYE —	
10-30-11	W	34-12	at Seattle	66,004
11-6-11	W	24-17	at Tennessee	69,143
11-13-11	L	17-24	PITTSBURGH	63,262
11-20-11	L	24-31	at Baltimore	71,320
11-27-11	W	23-20	CLEVELAND	48,260
12-4-11	L	7-35	at Pittsburgh	63,697
12-11-11	L	19-20	HOUSTON	41,202
12-18-11	W	20-13	at St. Louis	56,431
12-24-11	W	23-16	ARIZONA	41,273
1-1-12	L	16-24	BALTIMORE	63,439

TEAM STATISTICS	BENGALS	OPPONENTS
TOTAL FIRST DOWNS	285	284
Rushing	93	94
Passing	160	170
Penalty	32	20
3rd Down: Made-Att	80-219	78-220
3rd Down Pct.	36.5	35.5
4th Down: Made-Att	4-11	4-11
4th Down Pct.	40.0	36.4
POSSESSION AVG.	30:19	29:41
TOTAL NET YARDS	5118	5060
Avg. Per Game	319.9	316.3
Total Plays	1015	1009
Avg. Per Play	5.0	5.0
NET YARDS RUSHING	1778	1675
Avg. Per Game	111.1	104.7
Total Rushes	455	425
NET YARDS PASSING	3340	3385
Avg. Per Game	208.8	211.6
Sacked-Yards Lost	25-167	45-277
Gross Yards	3507	3662
Att.-Completions	535-308	539-319
Completion Pct.	57.6	59.2
Had Intercepted	14	10
PUNTS-AVG.	91-44.2	98-46.6
Net Punting Avg.	39.2	38.9
PENALTIES-YARDS	99-874	101-878
FUMBLES-BALLS LOST	17-8	26-12
TOUCHDOWNS	35	37
Rushing	14	14
Passing	21	21
Returns	4	2

SCORE BY PERIODS	1	2	3	4	OT	PTS
BENGALS	83	59	86	116	0	344
OPPONENTS	51	132	50	90	0	323

SCORING	TD	TD-R	TD-P	TD-Rt	K-PAT	FG	S	PTS
Mike Nugent	0	0	0	0	33-34	33-38	0	132
A.J. Green	7	0	7	0	—	—	0	42
Cedric Benson	6	6	0	0	—	—	0	36
Jermaine Gresham	6	0	6	0	—	—	0	36
Jerome Simpson	4	0	4	0	—	—	0	24
Andre Caldwell	3	0	3	0	—	—	0	18
Bernard Scott	3	3	0	0	—	—	0	18
Geno Atkins	1	0	0	1	—	—	0	6
Colin Cochart	1	0	1	0	—	—	0	6
Andy Dalton	1	1	0	0	—	—	0	6
Carlos Dunlap	1	0	0	1	—	—	0	6
Reggie Nelson	1	0	0	1	—	—	0	6
Brandon Tate	1	0	0	1	—	—	0	6
(team)	—	—	—	—	—	—	1	2
BENGALS	35	10	21	4	33-34	33-38	1	344
OPPONENTS	37	14	21	2	35-35	22-27	0	323

Two-point conversions: None. BENGALS 0-1 (0-0 R, 0-1 P), OPPONENTS 0-2 (0-1 R, 0-1 P).

Fumbles-lost: Cedric Benson 5-2, Andy Dalton 4-2, Brandon Tate 3-1, Geno Atkins 1-1, Nate Clements 1-1, Jermaine Gresham 1-1, A.J. Green 1-0, Jordan Shipley 1-0. BENGALS 17-8, OPPONENTS 26-12.

PASSING	ATT	CMP	YDS	CMP%	YDS/ATT	TD	TD%	INT	INT%	LG	SKD-YDS	RAT
Andy Dalton	516	300	3398	58.1	6.59	20	3.9	13	2.5	84	24-160	80.4
Bruce Gradkowski	18	8	109	44.4	6.06	1	5.6	1	5.6	41t	1-7	59.7
Bernard Scott	1	0	0	0.0	0.00	0	0.0	0	0.0	—	0-0	39.6
BENGALS	535	308	3507	57.6	6.56	21	3.9	14	2.6	84	25-167	79.6
OPPONENTS	539	319	3662	59.2	6.79	21	3.9	10	1.9	74t	45-277	85.0

RUSHING	ATT	YDS	AVG	LG	TD
Cedric Benson	273	1067	3.9	42	6
Bernard Scott	112	380	3.4	25t	3
Andy Dalton	37	152	4.1	17	1
Brian Leonard	17	85	5.0	14	0
A.J. Green	5	53	10.6	22	0
Andrew Hawkins	5	25	5.0	8	0
Cedric Peerman	3	15	5.0	11	0
Bruce Gradkowski	3	1	0.3	1	0
BENGALS	455	1778	3.9	42	10
OPPONENTS	425	1675	3.9	70t	14

RECEIVING	REC	YDS	AVG	LG	TD
A.J. Green	65	1057	16.3	58	7
Jermaine Gresham	56	596	10.6	31	6
Jerome Simpson	50	725	14.5	84	4
Andre Caldwell	37	317	8.6	49t	3
Andrew Hawkins	23	263	11.4	26	0
Brian Leonard	22	210	9.5	37	0
Cedric Benson	15	82	5.5	11	0
Bernard Scott	13	38	2.9	14	0
Donald Lee	11	115	10.5	26	0
Colin Cochart	5	44	8.8	25	1
Ryan Whalen	4	27	6.8	13	0
Jordan Shipley	4	14	3.5	5	0
Chris Pressley	3	19	6.3	9	0
BENGALS	308	3507	11.4	84	21
OPPONENTS	319	3662	11.5	74t	21

INTERCEPTIONS	NO	YDS	AVG	LG	TD
Reggie Nelson	4	115	28.8	75t	1
Leon Hall	2	15	7.5	15	0
Nate Clements	2	5	2.5	7	0
Rey Mauluga	1	2	2.0	2	0
Michael Johnson	1	0	0.0	0	0
BENGALS	10	137	13.7	75t	1
OPPONENTS	14	159	11.4	43t	1

PUNTING	NO	YDS	AVG	NET	TB	IN-20	LG	BLK.
Kevin Huber	91	4023	44.2	39.2	9	24	71	0
BENGALS	91	4023	44.2	39.2	9	24	71	0
OPPONENTS	98	4562	46.6	38.9	7	23	65	0

PUNT RETURNS	NO	FC	YDS	AVG	LG	TD
Brandon Tate	51	17	543	10.6	56t	1
Adam Jones	2	0	67	33.5	63	0
Nate Clements	0	1	0	—	—	0
BENGALS	53	18	610	11.5	63	1
OPPONENTS	38	26	273	7.2	60t	1

KICKOFF RETURNS	NO	YDS	AVG	LG	TD
Brandon Tate	42	998	23.8	45	0
Nate Clements	1	4	4.0	4	0
Cedric Peerman	1	10	10.0	10	0
Bernard Scott	1	26	26.0	26	0
Adam Jones	0	^12	—	12	0
BENGALS	45	1026	22.8	45	0
OPPONENTS	44	916	20.8	51	0

FIELD GOALS	1-19	20-29	30-39	40-49	50+
Mike Nugent	0-0	14-14	5-8	14-16	0-0
BENGALS	0-0	14-14	5-8	14-16	0-0
OPPONENTS	1-1	8-8	4-4	7-9	2-5

Mike Nugent: (24G, 47G), (45G, 37G, 23G), (22G, 23G), (31G, 21G, 43G), (47G), (20G, 43G, 43WR), (34G, 48G), (36G), (43G), (27G), (23G, 40G, 26G), (33B), (22G, 47G, 49G, 28G), (21G, 41G), (24G, 35WR, 48WR, 41G, 32G), (46G, 36WR, 46G, 23G).

Opponents: (20G), (34G), (23G, 53G), (43G, 23G), (19G, 20G), (46G, 52B), (47G, 25G), (43G), (39G), (22G), (32G, 54G, 55SH), (50WR), (46G, 47WR, 33G), (45WR, 26G, 43G), (29G), (42G).

USUAL STARTERS

OFFENSE	DEFENSE
WR Jerome Simpson	LDE Robert Geathers
LOT Andrew Whitworth	NT Domata Peko
LG Nate Livings	DT Geno Atkins
C Kyle Cook	RDE Froste Rucker
RG Bobbie Williams	SLB Manny Lawson
ROT Andre Smith	MLB Rey Mauluga
TE Jermaine Gresham	WLB Thomas Howard
WR A.J. Green	LCB Nate Clements
QB Andy Dalton	RCB Leon Hall
HB Cedric Benson	Adam Jones
FB Chris Pressley	Chris Crocker
	Reggie Nelson

DEFENSE*	ST	AT	TT	SKS-YDS	INT-YDS	PD	FF	FR-YDS
Thomas Howard	64	35	99	1-4	0-0	3	2	0-0
Rey Mauluga	53	35	88	0-0	1-2	2	3	1-0
Reggie Nelson	57	25	82	2-16	4-115	12	2	0-0
Domata Peko	34	32	66	2.5-19	0-0	0	1	1-0
Chris Crocker	45	16	61	3.5-14	0-0	5	1	0-0
Nate Clements	49	6	55	1-8	2.5	12	2	2-0
Manny Lawson	30	21	51	1.5-6	0-0	4	0	0-0
Geno Atkins	26	21	47	7.5-37.5	0-0	3	2	2-19
Froste Rucker	32	12	44	4-24	0-0	2	0	0-0
Michael Johnson	28	14	42	6-39.5	1-0	5	1	1-0
Leon Hall	29	3	32	0-0	2-15	7	0	1-10
Kelly Jennings	24	7	31	1-2	0-0	5	0	0-0
Robert Geathers	10	19	29	2.5-8	0-0	1	0	0-0
Adam Jones	26	2	28	0-0	0-0	6	0	0-0
Brandon Johnson	16	10	26	0-0	0-0	3	0	0-0
Jonathan Fanene	17	7	24	6.5-48	0-0	1	0	2-0
Gibril Wilson	12	11	23	0-0	0-0	0	1	1-0
Carlos Dunlap	11	12	23	4.5-42	0-0	3	0	1-35
Pat Sims	11	9	20	1-5	0-0	0	0	0-0
Dan Skuta	9	11	20	0.5-4	0-0	0	1	0-0
Morgan Trent	3	2	5	0-0	0-0	0	0	0-0
Taylor Mays	1	3	4	0-0	0-0	1	0	0-0
Nick Hayden	2	0	2	0-0	0-0	0	0	0-0
Jeremy Miles	2	0	2	0-0	0-0	0	0	0-0

SPECIAL TEAMS*	ST	AT	TT	FF	FR-YDS	BP	BFG	BXP
Jeremy Miles	13	1	14	0	0-0	0	0	0
Cedric Peerman	9	3	12	0	0-0	0	0	0
Dan Skuta	7	4	11	0	0-0	0	0	0
Gibril Wilson	9	1	10	0	0-0	0	0	0
Brian Leonard	6	1	7	0	0-0	0	0	0
Taylor Mays	6	0	6	0	0-0	0	0	0
Vincent Rey	6	0	6	0	0-0	0	0	0
Brandon Johnson	4	1	5	1	0-0	0	0	0
Andrew Hawkins	2	2	4	0	0-0	0	0	0
Reggie Nelson	2	1	3	0	0-0	0	0	0
Clark Harris	1	2	3	0	0-0	0	0	0
Kelly Jennings	2	0	2	0	0-0	0	0	0
Andre Caldwell	1	0	1	0	0-0	0	0	0
Colin Cochart	1	0	1	0	0-0	0	0	0
Manny Lawson	1	0	1	0	0-0	0	0	0
Rico Murray	1	0	1	0	0-0	0	0	0
Morgan Trent	1	0	1	0	0-0	0	0	0
Brandon Ghee	0	1	1	0	0-0	0	0	0
Nate Clements	0	0	0	0	0-0	0	1	0

MISCELLANEOUS DEFENSE*	ST	AT	TT	FF	FR-YDS
Andre Caldwell	2	0	2	0	0-0
Andy Dalton	2	0	2	0	0-0
A.J. Green	2	0	2	0	0-0
Jermaine Gresham	2	0	2	0	0-0
Nate Livings	2	0	2	0	0-0
Jerome Simpson	2	0	2	0	0-0
Andre Smith	2	0	2	0	0-0
Cedric Benson	1	1	2	0	0-0
Andrew Hawkins	1	0	1	0	0-0
Cedric Peerman	1	0	1	0	0-0
Andrew Whitworth	1	0	1	0	0-0
Bobbie Williams	0	1	1	0	0-0

* NOTE: All defensive statistics above are press box statistics produced at the games.

2012 STATISTICS

RECORD: 10-6-0

HEAD COACH: MARVIN LEWIS

(BENGALS WERE WILD CARD QUALIFIER; SEE POSTSEASON PORTION OF TEAM HISTORY SECTION FOR POSTSEASON STATS)

DATE	W-L	SCORE	OPPONENT	ATTENDANCE
9-10-12	L	13-44	at Baltimore	71,064
9-16-12	W	34-27	CLEVELAND	63,036
9-23-12	W	38-31	at Washington	80,060
9-30-12	W	27-10	at Jacksonville	63,030
10-7-12	L	13-17	MIAMI	61,162
10-14-12	L	24-34	at Cleveland	67,060
10-21-12	L	17-24	PITTSBURGH	63,411
10-28-12			— BYE —	
11-4-12	L	23-31	DENVER	63,623
11-11-12	W	31-13	N.Y. GIANTS	56,614
11-18-12	W	28-6	at Kansas City	63,336
11-25-12	W	34-10	OAKLAND	56,503
12-2-12	W	20-13	at San Diego	54,980
12-9-12	L	19-20	DALLAS	63,590
12-13-12	W	34-13	at Philadelphia	69,144
12-23-12	W	13-10	at Pittsburgh	63,236
12-30-12	W	23-17	BALTIMORE	61,565

TEAM STATISTICS	BENGALS	OPPONENTS
TOTAL FIRST DOWNS	292	307
Rushing	95	99
Passing	173	183
Penalty	24	25
3rd Down: Made-Att	74-217	79-219
3rd Down Pct.	34.1	36.1
4th Down: Made-Att	11-16	5-12
4th Down Pct.	68.8	41.7
POSSESSION AVG.	30:26	29:34
TOTAL NET YARDS	5323	5115
Avg. Per Game	332.7	319.7
Total Plays	1016	1034
Avg. Per Play	5.2	4.9
NET YARDS RUSHING	1745	1715
Avg. Per Game	109.1	107.2
Total Rushes	430	423
NET YARDS PASSING	3578	3400
Avg. Per Game	223.6	212.5
Sacked-Yards Lost	46-229	51-361
Gross Yards	3807	3761
Att.-Completions	540-335	560-346
Completion Pct.	62.0	61.8
Had Intercepted	16	14
PUNTS-AVG.	76-46.4	86-44.4
Net Punting Avg.	42.0	36.8
PENALTIES-YARDS	99-857	90-779
FUMBLES-BALLS LOST	19-10	26-16
TOUCHDOWNS	43	34
Rushing	11	13
Passing	28	16
Returns	4	5

SCORE BY PERIODS	1	2	3	4	OT	PTS
BENGALS	113	104	63	111	0	391
OPPONENTS	42	102	80	96	0	320

SCORING	TD	TD-R	TD-P	TD-R	K-PAT	FG	S	PTS
Mike Nugent	0	0	0	0	35-35	19-23	0	92
A.J. Green	11	0	11	0	—	—	0	66
Josh Brown	0	0	0	0	8-8	11-12	0	41
BenJarvus Green-Ellis	6	0	0	0	—	—	0	36
Jermaine Gresham	5	0	5	0	—	—	0	30
Andy Dalton	4	4	0	0	—	—	0	24
Andrew Hawkins	4	0	4	0	—	—	0	24
Mohamed Sanu	4	0	4	0	—	—	0	24
Armon Binns	1	0	1	0	—	—	0	6
Carlos Dunlap	1	0	0	1	—	—	0	6
Wallace Gilberry	1	0	0	1	—	—	0	6
Leon Hall	1	0	0	1	—	—	0	6
Adam Jones	1	0	0	1	—	—	0	6
Marvin Jones	1	0	1	0	—	—	0	6
Cedric Peerman	1	1	0	0	—	—	0	6
Chris Pressley	1	0	1	0	—	—	0	6
Brandon Tate	1	0	1	0	—	—	0	6
BENGALS	43	11	28	4	43-43	30-35	0	391
OPPONENTS	34	13	16	5	33-33	27-32	0	320

Two-point conversions: None. BENGALS 0-0 (0-0 R, 0-0 P), OPPONENTS 1-1 (0-0 R, 1-1 P).

Fumbles-lost: Andy Dalton 4-4, Brandon Tate 4-1, BenJarvus Green-Ellis 3-2, A.J. Green 2-1, Jermaine Gresham 2-1, Armon Binns 1-1, Bruce Gradkowski 1-0, Andrew Hawkins 1-0, Trevor Robinson 1-0. BENGALS 19-10, OPPONENTS 26-16.

PASSING	ATT	CMP	YDS	CMP%	YDS/ATT	TD	TD%	INT	INT%	LG	SKD-YDS	RAT
Andy Dalton	528	329	3669	62.3	6.95	27	5.1	16	3.0	59t	46-229	87.4
Bruce Gradkowski	11	5	65	45.5	5.91	0	0.0	0	0.0	44	0-0	64.6
Mohamed Sanu	1	1	73	100.0	73.00	1	100.0	0	0.0	73t	0-0	158.3
BENGALS	540	335	3807	62.0	7.05	28	5.2	16	3.0	73t	46-229	88.1
OPPONENTS	560	346	3761	61.8	6.72	16	2.9	14	2.5	71t	51-361	80.7

RUSHING	ATT	YDS	AVG	LG	TD
BenJarvus Green-Ellis	278	1094	3.9	48	6
Cedric Peerman	36	258	7.2	48	1
Andy Dalton	47	120	2.6	17	4
Brian Leonard	33	106	3.2	11	0
Marvin Jones	3	47	15.7	37	0
A.J. Green	4	38	9.5	20	0
Bernard Scott	8	35	4.4	29	0
Andrew Hawkins	6	30	5.0	11	0
Mohamed Sanu	5	15	3.0	7	0
Daniel Herron	4	5	1.3	6	0
Brandon Tate	1	0	0.0	0	0
Kevin Huber	1	-1	-1.0	-1	0
Bruce Gradkowski	4	-2	-0.5	0	0
BENGALS	430	1745	4.1	48	11
OPPONENTS	423	1715	4.1	32t	13

RECEIVING	REC	YDS	AVG	LG	TD
A.J. Green	97	1350	13.9	73t	11
Jermaine Gresham	64	737	11.5	55t	5
Andrew Hawkins	51	533	10.5	59t	4
BenJarvus Green-Ellis	22	104	4.7	13	0
Armon Binns	18	210	11.7	48t	1
Marvin Jones	18	201	11.2	23	1
Mohamed Sanu	16	154	9.6	34	4
Brandon Tate	13	211	16.2	44t	1
Brian Leonard	11	67	6.1	16	0
Cedric Peerman	9	85	9.4	16	0
Orson Charles	8	101	12.6	25	0
Ryan Whalen	7	53	7.6	10	0
Chris Pressley	1	1	1.0	1t	1
BENGALS	335	3807	11.4	73t	28
OPPONENTS	346	3761	10.9	71t	16

INTERCEPTIONS	NO	YDS	AVG	LG	TD
Chris Crocker	3	52	17.3	29	0
Reggie Nelson	3	10	3.3	10	0
Leon Hall	2	61	30.5	44	1
Terence Newman	2	0	0.0	0	0
Nate Clements	1	21	21.0	21	0
Carlos Dunlap	1	14	14.0	14t	1
Michael Johnson	1	3	3.0	3	0
Pat Sims	1	3	3.0	3	0
BENGALS	14	164	11.7	44	2
OPPONENTS	16	187	11.7	37	4

PUNTING	NO	YDS	AVG	NET	TB	IN-20	LG	BLK
Kevin Huber	76	3540	46.6	42.0	7	33	69	0
BENGALS	76	3540	46.6	42.0	7	33	69	0
OPPONENTS	86	3816	44.4	36.8	8	22	68	1

PUNT RETURNS	NO	FC	YDS	AVG	LG	TD
Adam Jones	26	0	301	11.6	81t	1
Brandon Tate	21	11	187	8.9	32	0
BENGALS	47	11	488	10.4	81t	1
OPPONENTS	27	14	210	7.8	60	0

KICKOFF RETURNS	NO	YDS	AVG	LG	TD
Brandon Tate	32	795	24.8	45	0
Adam Jones	3	64	21.3	31	0
Orson Charles	2	17	8.5	10	0
Cedric Peerman	2	37	18.5	19	0
Chris Pressley	2	15	7.5	8	0
BENGALS	41	928	22.6	45	0
OPPONENTS	60	1468	24.5	105t	1

FIELD GOALS	1-19	20-29	30-39	40-49	50+
Mike Nugent	2-2	5-5	5-5	6-9	1-2
Josh Brown	0-0	3-3	4-4	3-3	1-2
BENGALS	2-2	8-8	9-9	9-12	2-4
OPPONENTS	1-1	6-7	7-7	11-12	2-5

Mike Nugent: (34G, 19G), (39G, 37G), (47G), (35G, 35G), (42G, 24G, 41WR), (44G), (48G), (28G, 46WR, 49G, 41G), (28G), (50WL), (48WR, 55G, 20G), (19G, 24G), (—), (—), (—), (—).

Josh Brown: (—), (—), (—), (—), (—), (—), (—), (—), (—), (—), (—), (25G, 33G, 25G, 52G), (24G, 32G), (41G, 56SH, 43G), (47G, 32G, 38G).

Opponents: (46G, 40G, 39G), (50G, 25G), (36G), (21G), (46G, 53WL), (41G, 38G), (42G, 47G, 42G), (43G), (23G, 31G), (34G, 33G), (55G), (20G, 19G, 54HRU), (37G, 40G), (22G, 20G), (24WL, 40G, 53SH), (45WL, 49G).

USUAL STARTERS

OFFENSE	DEFENSE
WR Marvin Jones	LDE Robert Geathers
Armon Binns	NT Domata Peko
LOT Andrew Whitworth	DT Geno Atkins
LG Clint Boling	RDE Michael Johnson
C Jeff Faine	SLB Manny Lawson
Trevor Robinson	MLB Rey Mauluga
RG Kevin Zeitler	WLB Vontaze Burfitt
ROT Andre Smith	LCB Terence Newman
TE Jermaine Gresham	RCB Leon Hall
WR A.J. Green	SS Chris Crocker
QB Andy Dalton	FS Reggie Nelson
HB BenJarvus Green-Ellis	
FB Chris Pressley	
Orson Charles (2nd TE)	

DEFENSE*	ST	AT	TT	SKS-YDS	INT-YDS	PD	FF	FR-YDS
Vontaze Burfitt	73	54	127	1-11	0-0	2	0	1-0
Rey Mauluga	62	60	122	1-0	0-0	4	0	1-0
Reggie Nelson	54	29	83	1-8	3-10	9	2	0-0
Terence Newman	52	21	73	0-0	2-0	10	1	2-8
Geno Atkins	39	15	54	12.5-90	0-0	2	4	0-0
Domata Peko	23	30	53	2-14	0-0	3	0	1-0
Michael Johnson	35	17	52	11.5-71	1-3	2	0	1-0
Nate Clements	30	21	51	0-0	1-21	5	1	0-0
Carlos Dunlap	34	7	41	6-55	1-14	3	4	3-2
Chris Crocker	29	12	41	0-0	3-52	5	0	1-12
Manny Lawson	29	9	38	2-16	0-0	1	1	0-0
Adam Jones	32	5	37	1-6	0-0	9	1	0-0
Leon Hall	23	14	37	0-0	2-61	11	0	0-0
Robert Geathers	12	18	30	3-15.5	0-0	0	0	0-0
Wallace Gilberry	15	9	24	6.5-48	0-0	0	1	3-31
Pat Sims	12	5	17	0-0	1-3	1	0	0-0
Taylor Mays	11	6	17	0-0	0-0	0	0	0-0
Jerome Miles	10	5	15	0-0	0-0	0	0	0-0
Devon Still	5	9	14	0.5-2.5	0-0	0	1	0-0
Vincent Rey	8	4	12	1-8	0-0	1	0	0-0
Emmanuel Lamur	7	4	11	0-0	0-0	1	0	0-0
Dan Skuta	5	5	10	0-0	0-0	1	0	0-0
Thomas Howard	3	0	3	1-6	0-0	1	0	0-0
Jamaal Anderson	1	2	3	0-0	0-0	0	0	0-0
Jason Allen	2	0	2	0-0	0-0	0	0	0-0
Dre Kirkpatrick	2	0	2	0-0	0-0	0	0	0-0
Chris Lewis-Harris	2	0	2	0-0	0-0	0	0	0-0
Brandon Thompson	1	0	1	0-0	0-0	0	0	0-0
(team)	—	—	—	1-10	—	—	—	—

SPECIAL TEAMS*	ST	AT	TT	FF	FR-YDS	BP	BFG	BXP
Dan Skuta	11	6	17	0	0-0	0	0	0
Jerome Miles	11	2	13	0	0-0	0	0	0
Vincent Rey	8	1	9	0	0-0	0	0	0
Emmanuel Lamur	3	5	8	0	0-0	0	0	0
Cedric Peerman	6	0	6	0	0-0	0	0	0
Taylor Mays	3	2	5	0	1-0	0	0	0
Ryan Whalen	1	4	5	0	0-0	0	0	0
Clark Harris	4	0	4	0	0-0	0	0	0
Daniel Herron	3	1	4	0	0-0	1	0	0
Brian Leonard	3	0	3	0	0-0	0	0	0
Adam Jones	1	2	3	0	0-0	0	0	0
Andrew Hawkins	2	0	2	0	0-0	0	0	0
Dre Kirkpatrick	2	0	2	0	0-0	0	0	0
Reggie Nelson	2	0	2	0	0-0	0	0	0
Terence Newman	2	0	2	0	0-0	0	0	0
Mohamed Sanu	1	1	2	0	0-0	0	0	0
George Iloka	0	2	2	0	0-0	0	0	0
Jason Allen	1	0	1	0	0-0	0	0	0
Leon Hall	1	0	1	0	0-0	0	0	0
Marvin Jones	1	0	1	0	0-0	0	0	0
Manny Lawson	1	0	1	0	0-0	0	0	0
Mike Nugent	1	0	1	0	0-0	0	0	0
Brandon Tate	1	0	1	0	0-0	0	0	0
Nate Clements	0	1	1	0	0-0	0	0	0
Rodrick Muckelroy	0	1	1	0	0-0	0	0	0
Vontaze Burfict	0	0	0	0	1-0	0	0	0

2013 STATISTICS

RECORD: 11-5-0

HEAD COACH: MARVIN LEWIS

(BENGALS WON AFC NORTH DIVISION; SEE POSTSEASON
PORTION OF TEAM HISTORY SECTION FOR POSTSEASON STATS)

DATE	W-L	SCORE	OPPONENT	ATTENDANCE
9-8-13	L	21-24	at Chicago	62,213
9-16-13	W	20-10	PITTSBURGH	64,585
9-22-13	W	34-30	GREEN BAY	64,633
9-29-13	L	6-17	at Cleveland	71,481
10-6-13	W	13-6	NEW ENGLAND	64,259
10-13-13	W	27-24 (OT)	at Buffalo	67,739
10-20-13	W	27-24	at Detroit	63,207
10-27-13	W	49-9	N.Y. JETS	62,576
10-31-13	L	20-22 (OT)	at Miami	52,388
11-10-13	L	17-20 (OT)	at Baltimore	70,992
11-17-13	W	41-20	CLEVELAND	63,856
11-24-13		— BYE —		
12-1-13	W	17-10	at San Diego	61,536
12-8-13	W	42-28	INDIANAPOLIS	62,507
12-15-13	L	20-30	at Pittsburgh	45,873
12-22-13	W	42-14	MINNESOTA	61,555
12-29-13	W	34-17	BALTIMORE	62,406

TEAM STATISTICS	BENGALS	OPPONENTS
TOTAL FIRST DOWNS	330	282
Rushing	101	72
Passing	205	178
Penalty	24	32
3rd Down: Made-Att.	92-225	74-225
3rd Down Pct.	40.9	32.9
4th Down: Made-Att.	12-21	5-16
4th Down Pct.	57.1	31.3
POSSESSION AVG.	31:58	28:02
TOTAL NET YARDS	5891	4888
Avg. Per Game	368.2	305.5
Total Plays	1097	1042
Avg. Per Play	5.4	4.7
NET YARDS RUSHING	1755	1544
Avg. Per Game	109.7	96.5
Total Rushes	481	385
NET YARDS PASSING	4136	3344
Avg. Per Game	258.5	209.0
Sacked-Yards Lost	29-182	43-279
Gross Yards	4318	3623
Att.-Completions	587-364	614-362
Completion Pct.	62.0	59.0
Had Intercepted	20	20
PUNTS-AVG.	75-44.4	90-44.3
Net Punting Avg.	39.9	39.3
PENALTIES-YARDS	102-1000	69-692
FUMBLES-BALLS LOST	20-10	16-11
TOUCHDOWNS	54	32
Rushing	14	6
Passing	33	22
Returns	7	4

SCORE BY PERIODS	1	2	3	4	OT	PTS
BENGALS	87	123	103	114	3	430
OPPONENTS	88	71	83	58	5	305

SCORING	TD	TD-R	TD-P	TD-Rt	K-PAT	FG	S	PTS
Mike Nugent	0	0	0	0	52-53	18-22	0	106
A.J. Green	11	0	11	0	—	—	0	66
Marvin Jones	10	0	10	0	—	—	0	60
Giovani Bernard	5	3	0	0	—	—	0	48
BenJarvus Green-Ellis	7	0	0	0	—	—	0	42
Jermaine Gresham	4	0	4	0	—	—	0	24
Andy Dalton	2	2	0	0	—	—	0	12
Tyler Eifert	2	0	2	0	—	—	0	12
Mohamed Sanu	2	0	2	0	—	—	0	12
Vontaze Burfitt	1	0	0	1	—	—	0	6
Chris Crocker	1	0	0	1	—	—	0	6
Tony Dye	1	0	0	1	—	—	0	6
Adam Jones	1	0	0	1	—	—	0	6
Dre Kirkpatrick	1	0	0	1	—	—	0	6
Terence Newman	1	0	0	1	—	—	0	6
Vincent Rey	1	0	0	1	—	—	0	6
Alex Smith	1	0	1	0	—	—	0	6
BENGALS	54	14	33	7	52-53	18-22	0	430
OPPONENTS	32	6	22	4	31-31	26-31	1	305

Two-point conversions: None. BENGALS 0-1 (0-0 R, 0-1 P),
OPPONENTS 1-1 (1-1 R, 0-0 P).

Fumbles-lost: Andy Dalton 4-3, Jermaine Gresham 3-3, BenJarvus Green-Ellis 2-2, Reggie Nelson 2-0, Brandon Tate 2-0, Giovani Bernard 1-1, Mohamed Sanu 1-1, A.J. Green 1-0, Andrew Hawkins 1-0, Kevin Huber 1-0, Josh Johnson 1-0, Al Smith 1-0. BENGALS 20-10, OPPONENTS 16-11.

PASSING	ATT	CMP	YDS	CMP%	YDS/ATT	TD	TD%	INT	INT%	LG	SKD-YDS	RAT
Andy Dalton	586	363	4293	61.9	7.33	33	5.6	20	3.4	82t	29-182	88.8
Mohamed Sanu	1	1	25	100.0	25.00	0	0.0	0	0.0	25	0-0	118.8
BENGALS	587	364	4318	62.0	7.36	33	5.6	20	3.4	82t	29-182	89.0
OPPONENTS	614	362	3623	59.0	5.90	22	3.6	20	3.3	74t	43-279	74.2

RUSHING	ATT	YDS	AVG	LG	TD
BenJarvus Green-Ellis	220	756	3.4	25	7
Giovani Bernard	170	695	4.1	35t	5
Andy Dalton	61	183	3.0	12	2
Marvin Jones	8	65	8.1	34	0
Josh Johnson	7	20	2.9	10	0
Cedric Peerman	8	17	2.1	5	0
Mohamed Sanu	4	16	4.0	9	0
Andrew Hawkins	2	3	1.5	6	0
Kevin Huber	1	0	0.0	0	0
BENGALS	481	1755	3.6	35t	14
OPPONENTS	385	1544	4.0	51	6

RECEIVING	REC	YDS	AVG	LG	TD
A.J. Green	98	1426	14.6	82t	11
Giovani Bernard	56	514	9.2	41	3
Marvin Jones	51	712	14.0	45	10
Mohamed Sanu	47	455	9.7	32	2
Jermaine Gresham	46	458	10.0	30	4
Tyler Eifert	39	445	11.4	61	2
Andrew Hawkins	12	199	16.6	50	0
Dane Sanzenbacher	6	61	10.2	23	0
BenJarvus Green-Ellis	4	22	5.5	10	0
Alex Smith	3	12	4.0	7	1
Orson Charles	1	8	8.0	8	0
Brandon Tate	1	6	6.0	6	0
BENGALS	364	4318	11.9	82t	33
OPPONENTS	362	3623	10.0	74t	22

INTERCEPTIONS	NO	YDS	AVG	LG	TD
Adam Jones	3	60	20.0	60t	1
Dre Kirkpatrick	3	21	7.0	21t	1
Chris Crocker	2	41	20.5	32t	1
Vincent Rey	2	29	14.5	25t	1
Terence Newman	2	8	4.0	9	0
Reggie Nelson	2	0	0.0	0	0
Rey Mauluga	1	14	14.0	14	0
Vontaze Burfitt	1	12	12.0	12	0
James Harrison	1	9	9.0	9	0
Michael Johnson	1	7	7.0	7	0
Leon Hall	1	0	0.0	0	0
George Iloka	1	-1	-1.0	-1	0
BENGALS	20	200	10.0	60t	4
OPPONENTS	20	369	18.5	94t	2

PUNTING	NO	YDS	AVG	NET	TB	IN-20	LG	BLK.
Kevin Huber	66	2982	45.2	40.5	4	24	75	0
Shawn Powell	7	268	38.3	34.7	0	3	52	0
Mike Nugent	2	80	40.0	40.0	0	0	43	0
BENGALS	75	3330	44.4	39.9	4	27	75	0
OPPONENTS	90	3984	44.3	39.3	1	37	65	1

PUNT RETURNS	NO	FC	YDS	AVG	LG	TD
Brandon Tate	36	16	336	9.3	43	0
Adam Jones	11	0	88	8.0	27	0
BENGALS	47	16	424	9.0	43	0
OPPONENTS	27	22	254	9.4	67t	1

KICKOFF RETURNS	NO	YDS	AVG	LG	TD
Brandon Tate	35	914	26.1	71	0
Cedric Peerman	4t	66	16.5	26	0
BENGALS	39	980	25.1	71	0
OPPONENTS	52	1219	23.4	48	0

FIELD GOALS	1-19	20-29	30-39	40-49	50+
Mike Nugent	0-0	2-2	6-7	7-9	3-4
BENGALS	0-0	2-2	6-7	7-9	3-4
OPPONENTS	2-2	6-6	5-8	9-11	4-4

Mike Nugent: (—), (41G, 25G), (52WL), (25G, 43G), (39G, 50G), (46G, 34WR, 43G), (47WL, 48G, 54G), (—), (31G, 54G), (42WL, 32G), (41G, 38G), (46G), (—), (—), (—), (39G, 38G).

Opponents: (58G), (44G), (41G, 19G, 26G), (37WL, 49B, 51G), (42G, 19G), (51G), (36G, 34B), (45G, 47G, 50G), (34WL, 36G, 44G), (36G, 46G), (20G, 28G), (48G), (44WR), (25G, 45G, 26G), (—), (38G, 22G, 34G).

USUAL STARTERS

OFFENSE	DEFENSE
WR Mohamed Sanu	LDE Carlos Dunlap
LOT Andrew Whitworth	NT Domata Peko
Anthony Collins	DT Geno Atkins
LG Clint Boling	Brandon Thompson
C Kyle Cook	RDE Michael Johnson
RG Kevin Zeitler	SLB James Harrison
ROT Andre Smith	MLB Rey Mauluga
TE Jermaine Gresham	WLB Vontaze Burfitt
TE Tyler Eifert	LCB Terence Newman
WR A.J. Green	RCB Adam Jones
QB Andy Dalton	SS George Iloka
HB BenJarvus Green-Ellis	FS Reggie Nelson

DEFENSE*	ST	AT	TT	SKS-YDS	INT-YDS	PD	FF	YDS	BP	FR-YDS
Vontaze Burfitt	114	57	171	3-20	1-12	8	1	2-13		
Rey Mauluga	52	23	75	1-0	1-14	2	0	0-0		
George Iloka	41	25	66	0-0	1-(-1)	6	2	1-0		
Reggie Nelson	44	15	59	1-11	2-0	8	1	2-12		
Carlos Dunlap	39	19	58	7.5-40.5	0-0	6	4	1-42		
Michael Johnson	35	21	56	3.5-23	1-7	9	2	0-0		
Adam Jones	43	12	55	0-0	3-60	13	1	2-43		
Terence Newman	45	7	52	0-0	2-8	13	0	0-0		
Domata Peko	24	28	52	3-16.5	0-0	0	0	0-0		
Vincent Rey	30	17	47	4-28	2-29	5	1	1-0		
Chris Crocker	28	9	37	1.5-11.5	2-41	7	0	0-0		
James Harrison	16	14	30	2-2	1-9	1	0	1-0		
Dre Kirkpatrick	20	7	27	1-1	3-21	6	0	0-0		
Wallace Gilberry	18	6	24	7.5-56.5	0-0	3	1	0-0		
Brandon Thompson	14	9	23	1.5-12.5	0-0	1	0	0-0		
Leon Hall	14	6	20	0-0	1-0	6	0	0-0		
Geno Atkins	9	11	20	6-52.5	0-0	0	0	0-0		
Taylor Mays	11	6	17	0-0	0-0	3	0	0-0		
Michael Boley	7	1	8	0-0	0-0	0	0	0-0		
Devon Still	3	4	7	0-0	0-0	3	0	0-0		
Brandon Ghee	3	3	6	0-0	0-0	5	0	0-0		
Jayson DiManche	2	2	4	0-0	0-0	0	0	0-0		
Margus Hunt	1	2	3	0.5-4	0-0	0	0	0-0		
Shawn Williams	1	1	2	0-0	0-0	0	0	0-0		
J.K. Schaffer	0	1	1	0-0	0-0	0	0	0-0		

SPECIAL TEAMS*	ST	AT	TT	FF	FR-YDS	BP	BFG	BXP
Jayson DiManche.....	8	6	14	0	0-0	1	0	0
Cedric Peerman	11	1	12	0	0-0	0	0	0
Shawn Williams	7	3	10	0	0-0	0	0	0
Vincent Rey	6	4	10	0	0-0	0	0	0
Reggie Nelson	5	1	6	0	0-0	0	0	0
J.K. Schaffer	5	1	6	0	0-0	0	0	0
Orson Charles	4	2	6	0	0-0	0	0	0
Andrew Hawkins	3	0	3	0	0-0	0	0	0
Dre Kirkpatrick	3	0	3	0	0-0	0	0	0
Mike Nugent	3	0	3	0	0-0	0	0	0
Marvin Jones	2	1	3	0	0-0	0	0	0
Chris Lewis-Harris	2	1	3	0	0-0	0	0	0
Alex Smith	2	1	3	0	0-0	0	0	0
Taylor Mays	1	1	2	0	1-0	0	0	0
Michael Boley	0	2	2	0	0-0	0	0	0
Brandon Ghee	1	0	1	0	0-0	0	0	0
Clark Harris	1	0	1	0	0-0	0	0	0
Adam Jones	1	0	1	0	0-0	0	0	0
Jeremy Miles	1	0	1	0	0-0	0	0	0
Ryan Whalen.....	1	0	1	0	0-0	0	0	0
Tony Dye	0	1	1	0	0-0	0	0	0
Carlos Dunlap	0	0	0	0	0-0	0	2	0

2014 STATISTICS

RECORD: 10-5-1

HEAD COACH: MARVIN LEWIS

(BENGALS WERE WILD CARD QUALIFIER; SEE POSTSEASON PORTION OF TEAM HISTORY SECTION FOR POSTSEASON STATS)

DATE	W-L	SCORE	OPPONENT	ATTENDANCE
9-7-14	W	23-16	at Baltimore	70,925
9-14-14	W	24-10	ATLANTA	58,574
9-21-14	W	33-7	TENNESSEE	56,743
9-28-14			— BYE —	
10-5-14	L	17-43	at New England	68,756
10-12-14	T	37-37 (OT)	CAROLINA	57,053
10-19-14	L	0-27	at Indianapolis	66,539
10-26-14	W	27-24	BALTIMORE	55,711
11-2-14	W	33-23	JACKSONVILLE	60,057
11-6-14	L	3-24	CLEVELAND	65,871
11-16-14	W	27-10	at New Orleans	73,073
11-23-14	W	22-13	at Houston	71,777
11-30-14	W	14-13	at Tampa Bay	56,340
12-7-14	L	21-42	PITTSBURGH	65,512
12-14-14	W	30-0	at Cleveland	67,431
12-22-14	W	37-28	DENVER	66,107
12-28-14	L	17-27	at Pittsburgh	64,697

TEAM STATISTICS	BENGALS	OPPONENTS
TOTAL FIRST DOWNS	313	337
Rushing	122	105
Passing	164	197
Penalty	27	35
3rd Down: Made-Att	84-211	79-215
3rd Down Pct.	39.8	36.7
4th Down: Made-Att	7-13	10-19
4th Down Pct.	53.8	52.6
POSSESSION AVG.	30:04	29:56
TOTAL NET YARDS	5568	5749
Avg. Per Game	348.0	359.3
Total Plays	1018	1067
Avg. Per Play	5.5	5.4
NET YARDS RUSHING	2147	1861
Avg. Per Game	134.2	116.3
Total Rushes	492	439
NET YARDS PASSING	3421	3888
Avg. Per Game	213.8	243.0
Sacked-Yards Lost	23-130	20-125
Gross Yards	3551	4013
Att.-Completions	503-323	608-365
Completion Pct.	64.2	60.0
Had Intercepted	17	20
PUNTS-AVG.	73-46.8	75-43.7
Net Punting Avg.	42.1	36.0
PENALTIES-YARDS	102-812	105-876
FUMBLES-BALLS LOST	20-9	15-6
TOUCHDOWNS	40	38
Rushing	19	16
Passing	20	18
Returns	1	4

SCORE BY PERIODS	1	2	3	4	OT	PTS
BENGALS	67	112	90	93	3	365
OPPONENTS	57	65	102	117	3	344

SCORING	TD	TD-R	TD-P	TD-Rt	K-PAT	FG	S	PTS
Mike Nugent	0	0	0	0	39-39	26-33	0	117
Jeremy Hill	9	9	0	0	—	—	0	54
Giovani Bernard	7	5	2	0	—	—	0	42
A.J. Green	6	0	6	0	—	—	0	36
Mohamed Sanu	5	0	5	0	—	—	0	32
Andy Dalton	5	4	1	0	—	—	0	30
Jermaine Gresham	5	0	5	0	—	—	0	30
Rex Burkhead	1	1	0	0	—	—	0	6
Dre Kirkpatrick	1	0	0	1	—	—	0	6
Brandon Tate	1	0	1	0	—	—	0	6
Geno Atkins	0	0	0	0	—	—	1	2
Taylor Mays	0	0	0	0	—	—	1	2
(team)	0	0	0	0	—	—	1	2
BENGALS	40	19	20	1	39-39	26-33	3	365
OPPONENTS	38	16	18	4	34-34	26-32	0	344

Two-point conversions: Sanu 1 (1 P). BENGALS 1-1 (0-0 R, 1-1 P), OPPONENTS 2-4 (1-2 R, 1-2 P).

Fumbles-lost: Jeremy Hill 5-2, Andy Dalton 3-2, A.J. Green 3-2, Jermaine Gresham 3-0, Brandon Tate 2-1, Jason Campbell 1-1, Dane Sanzenbacher 1-1, Adam Jones 1-0, Cedric Peerman 1-0. BENGALS 20-9, OPPONENTS 15-6.

PASSING	ATT	CMP	YDS	CMP%	YDS/ATT	TD	TD%	INT	INT%	LG	SKD-YDS	RAT
Andy Dalton	481	309	3398	64.2	7.06	19	4.0	17	3.5	81t	21-124	83.5
Jason Campbell	19	11	74	57.9	3.89	0	0.0	0	0.0	38	1-0	66.6
Mohamed Sanu	3	3	79	100.0	26.33	1	33.3	0	0.0	50	1-6	158.3
BENGALS	503	323	3551	64.2	7.06	20	4.0	17	3.4	81t	23-130	84.2
OPPONENTS	608	365	4013	60.0	6.60	18	3.0	20	3.3	94t	20-125	75.8

RUSHING	ATT	YDS	AVG	LG	TD
Jeremy Hill	222	1124	5.1	85t	9
Giovani Bernard	168	680	4.0	89t	5
Andy Dalton	60	169	2.8	20t	4
Mohamed Sanu	7	51	7.3	26	0
Cedric Peerman	15	43	2.9	21	0
James Wright	3	30	10.0	13	0
Rex Burkhead	9	27	3.0	10t	1
Brandon Tate	3	21	7.0	12	0
A.J. Green	2	2	1.0	5	0
Jason Campbell	1	1	1.0	1	0
Ryan Hewitt	1	0	0.0	0	0
Dane Sanzenbacher	1	-1	-1.0	-1	0
BENGALS	492	2147	4.4	89t	19
OPPONENTS	439	1861	4.2	53	16

RECEIVING	REC	YDS	AVG	LG	TD
A.J. Green	69	1041	15.1	81t	6
Jermaine Gresham	62	460	7.4	23	5
Mohamed Sanu	56	790	14.1	76t	5
Giovani Bernard	43	349	8.1	46	2
Jeremy Hill	27	215	8.0	38	0
Brandon Tate	17	193	11.4	50	1
Ryan Hewitt	10	86	8.6	19	0
Dane Sanzenbacher	9	105	11.7	26	0
Rex Burkhead	7	49	7.0	15	0
Greg Little	6	69	11.5	21	0
James Wright	5	91	18.2	30	0
Kevin Brock	5	21	4.2	10	0
Tyler Eifer	3	37	12.3	20	0
Cedric Peerman	3	27	9.0	17	0
Andy Dalton	1	18	18.0	18t	1
BENGALS	323	3551	11.0	81t	20
OPPONENTS	365	4013	11.0	94t	18

INTERCEPTIONS	NO	YDS	AVG	LG	TD
Reggie Nelson	4	30	7.5	31	0
George Iloka	3	58	19.3	28	0
Dre Kirkpatrick	3	32	10.7	30t	1
Adam Jones	3	23	7.7	12	0
Emmanuel Lamur	2	6	3.0	5	0
Dane Sanzenbacher	1	6	6.0	6	0
Rey Mauluga	1	4	4.0	4	0
Terence Newman	1	3	3.0	3	0
Robert Geathers	1	2	2.0	2	0
Leon Hall	1	-3	-3.0	-3	0
BENGALS	20	161	8.1	31	1
OPPONENTS	17	348	20.5	80	2

PUNTING	NO	YDS	AVG	NET	TB	IN-20	LG	BLK.
Kevin Huber	73	3419	46.8	42.1	6	27	69	0
BENGALS	73	3419	46.8	42.1	6	27	69	0
OPPONENTS	75	3277	43.7	36.0	7	19	74	1

PUNT RETURNS	NO	FC	YDS	AVG	LG	TD
Adam Jones	22	1	265	12.0	47	0
Brandon Tate	18	14	174	9.7	49	0
BENGALS	40	15	439	11.0	49	0
OPPONENTS	30	15	226	7.5	71t	1

KICKOFF RETURNS	NO	YDS	AVG	LG	TD
Adam Jones	27	844	31.3	97	0
Brandon Tate	18	397	22.1	31	0
BENGALS	45	1241	27.6	97	0
OPPONENTS	44	1123	25.5	77	0

FIELD GOALS	1-19	20-29	30-39	40-49	50+
Mike Nugent	0-0	6-6	10-12	10-12	0-3
BENGALS	0-0	6-6	10-12	10-12	0-3
OPPONENTS	1-1	7-7	8-9	7-11	3-4

Mike Nugent: (49G, 22G, 28G, 46G, 38G, 45B), (31G, 38WR, 49WL, 55SH), (29G), (52SH, 23G), (44G, 38G, 42G, 36WR), (—), (32G, 33G), (31G), (43G), (22G, 42G), (31G, 49G), (—), (—), (44G, 44G, 34G), (37G, 49G, 23G), (39G, 50WR).

Opponents: (55WR, 38G), (46G), (40WR, 44WR), (48G, 19G, 23G, 47G, 35G), (39G, 38WR, 44G, 36G), (23G, 50G), (45G, 50G, 53G), (25G), (32G, 44WR), (31G), (36G, 25G), (32G, 42G), (22G, 44G), (—), (49WL), (29G, 25G).

USUAL STARTERS

OFFENSE	DEFENSE
WR A.J. Green	LDE Carlos Dunlap
LOT Andrew Whitworth	NT Domata Peko
LG Clint Boling	DT Geno Atkins
C Russell Bodine	RDE Wallace Gilberry
RG Kevin Zeitler	SLB Emmanuel Lamur
ROT Andre Smith	MLB Rey Mauluga
TE Jermaine Gresham	WLB Vincent Rey
H-B Ryan Hewitt	LCB Terence Newman
WR Mohamed Sanu	RCB Leon Hall
QB Andy Dalton	SS George Iloka
HB Giovani Bernard	FS Reggie Nelson
Jeremy Hill	

DEFENSE*	ST	AT	TT	SKS-YDS	INT-YDS	PD	FF	FR-YDS
Vincent Rey	61	60	121	0-0	0-0	5	0	0-0
Reggie Nelson	60	32	92	1.5-12.5	4-30	13	0	0-0
Emmanuel Lamur	52	38	90	0-0	2-6	7	0	0-0
George Iloka	48	26	74	0-0	3-58	10	0	0-0
Terence Newman	47	24	71	0-0	1-3	14	0	0-0
Leon Hall	48	19	67	0-0	1-(-3)	8	0	0-0
Carlos Dunlap	40	26	66	8-49.5	0-0	5	2	1-0
Adam Jones	51	12	63	0-0	3-23	11	0	1-0
Rey Mauluga	33	26	59	0-0	1-4	4	0	0-0
Wallace Gilberry	19	29	48	1.5-8.5	0-0	2	0	1-0
Domata Peko	26	20	46	1-0	0-0	0	0	0-0
Geno Atkins	20	14	34	3-23.5	0-0	1	1	0-0
Vontaze Burfitt	15	14	29	0-0	0	2	1	1-0
Robert Geathers	10	11	21	1-7	1-2	3	0	0-0
Brandon Thompson	10	11	21	1-9	0-0	0	0	0-0
Devon Still	11	8	19	0-0	0-0	0	0	0-0
Dre Kirkpatrick	12	2	14	0-0	3-32	7	0	0-0
Nico Johnson	7	4	11	0-0	0-0	0	0	0-0
Darqueze Dennard	6	1	7	1-3	0-0	1	0	0-0
Jayson DiManche	4	3	7	0-0	0-0	0	0	0-0
Margus Hunt	4	2	6	1-6	0-0	1	0	0-0
Marquis Flowers	3	2	5	0-0	0-0	1	0	0-0
Will Clarke	2	1	3	0-0	0-0	0	0	1-0
Taylor Mays	2	1	3	1-6	0-0	0	0	0-0
Shawn Williams	0	1	1	0-0	0-0	0	0	0-0
Dane Sanzenbacher	0	0	0	0-0	1-6	1	0	0-0

SPECIAL TEAMS*	ST	AT	TT	FF	FR-YDS	BP	BFG	BXP
Cedric Peerman	14	1	15	0	0-0	0	0	0
Darqueze Dennard	8	2	10	0	0-0	0	0	0
Dre Kirkpatrick	8	1	9	0	0-0	0	0	0
Shawn Williams	6	3	9	0	1-0	0	0	0
Taylor Mays	5	1	6	0	0-0	1	0	0
James Wright	5	0	5	1	0-0	0	0	0
Rex Burkhead	1	3	4	0	0-0	0	0	0
Nico Johnson	1	3	4	0	0-0	0	0	0
Chris Carter	2	1	3	0	0-0	0	0	0
Jayson DiManche	2	1	3	1	0-0	0	0	0
Ryan Hewitt	2	1	3	0	0-0	0	0	0
Reggie Nelson	2	1	3	0	0-0	0	0	0
Marquis Flowers	1	2	3	0	0-0	0	0	0
Mike Nugent	1	1	2	0	0-0	0	0	0
Kevin Brock	1	0	1	0	0-0	0	0	0
Clark Harris	1	0	1	0	0-0	0	0	0
Margus Hunt	1	0	1	0	0-0	0	0	0
Emmanuel Lamur	1	0	1	0	0-0	0	0	0
Terence Newman	1	0	1	0	0-0	0	0	0

MISCELLANEOUS DEFENSE*	ST	AT	TT	FF	FR-YDS
Jeremy Hill	5	0	5	0	0-0
Giovani Bernard	2	0	2	1	0-0
Clint Boling	2	0	2	0	0-0
Andy Dalton	2	0	2	0	0-0
Mohamed Sanu	2	0	2	0	0-0
Brandon Tate	2	0	2	0	0-0
Marshall Newhouse	1	1	2	0	0-0
Kevin Brock	1	0	1	0	0-0
A.J. Green	1	0	1	0	0-0
Ryan Hewitt	1	0	1	0	0-0
Andre Smith	1	0	1	0	0-0
James Wright	1	0	1	0	0-0
Russell Bodine	0	1	1	0	0-0
Rex Burkhead	0	1	1	0	0-0

2015 STATISTICS

RECORD: 12-4-0

HEAD COACH: MARVIN LEWIS

(BENGALS WON AFC NORTH DIVISION; SEE POSTSEASON PORTION OF TEAM HISTORY SECTION FOR POSTSEASON STATS)

DATE	W-L	SCORE	OPPONENT	ATTENDANCE
9-13-15	W	33-13	at Oakland	54,500
9-20-15	W	24-19	SAN DIEGO	57,579
9-27-15	W	28-24	at Baltimore	70,970
10-4-15	W	36-21	KANSAS CITY	57,498
10-11-15	W	27-24 (OT)	SEATTLE	65,004
10-18-15	W	34-21	at Buffalo	69,593
10-25-15			— BYE —	
11-1-15	W	16-10	at Pittsburgh	64,750
11-5-15	W	31-10	CLEVELAND	65,816
11-16-15	L	6-10	HOUSTON	61,381
11-22-15	L	31-34	at Arizona	64,745
11-29-15	W	31-7	ST. LOUIS	61,022
12-6-15	W	37-3	at Cleveland	64,775
12-13-15	L	20-33	PITTSBURGH	65,564
12-20-15	W	24-14	at San Francisco	70,799
12-28-15	L	17-20 (OT)	at Denver	76,868
1-3-16	W	24-16	BALTIMORE	57,254

TEAM STATISTICS	BENGALS	OPPONENTS
TOTAL FIRST DOWNS	324	307
Rushing	99	74
Passing	191	202
Penalty	34	31
3rd Down: Made-Att	81-201	86-218
3rd Down Pct.	40.3	39.4
4th Down: Made-Att	7-12	9-20
4th Down Pct.	58.3	45.0
POSSESSION AVG.	30:41	29:19
TOTAL NET YARDS	5728	5453
Avg. Per Game	358.0	340.8
Total Plays	1004	1032
Avg. Per Play	5.7	5.3
NET YARDS RUSHING	1805	1477
Avg. Per Game	112.8	92.3
Total Rushes	467	344
NET YARDS PASSING	3923	3976
Avg. Per Game	245.2	248.5
Sacked-Yards Lost	32-181	42-288
Gross Yards	4104	4264
Att.-Completions	505-334	646-415
Completion Pct.	66.1	64.2
Had Intercepted	9	21
PUNTS-AVG.	69-45.2	77-44.8
Net Punting Avg.	69-40.5	77-38.9
PENALTIES-YARDS	111-917	116-1063
FUMBLES-BALLS LOST	18-8	11-7
TOUCHDOWNS	50	29
Rushing	18	8
Passing	31	18
Returns	1	3

SCORE BY PERIODS	1	2	3	4	OT	PTS
BENGALS	90	126	92	108	3	419
OPPONENTS	37	70	76	93	3	279

SCORING	TD	TD-R	TD-P	TD-Rt	K-PAT	FG	S	PTS
Mike Nugent	0	0	0	0	48-49	23-28	0	117
Tyler Eifert	13	0	13	0	—	—	0	78
Jeremy Hill	12	11	1	0	—	—	0	74
A.J. Green	10	0	10	0	—	—	0	60
Marvin Jones	4	0	4	0	—	—	0	24
Andy Dalton	3	3	0	0	—	—	0	18
Giovani Bernard	2	2	0	0	—	—	0	12
Mohamed Sanu	2	2	0	0	—	—	0	12
Rex Burkhead	1	0	1	0	—	—	0	6
Leon Hall	1	0	0	1	—	—	0	6
Tyler Kroft	1	0	1	0	—	—	0	6
Brandon Tate	1	0	1	0	—	—	0	6
BENGALS	50	18	31	1	48-49	23-28	0	419
OPPONENTS	29	8	18	3	27-27	26-31	0	279

Two-point conversions: Jeremy Hill 1 (1 R). BENGALS 1-1 (1-1 R, 0-0 P), OPPONENTS 0-2 (0-0 R, 0-2 P).

Fumbles-lost: Andy Dalton 5-2, Jeremy Hill 3-3, Giovani Bernard 2-0, Russell Bodine 2-0, Mohamed Sanu 2-0, Rex Burkhead 1-1, A.J. Green 1-1, AJ McCarron 1-1, Brandon Tate 1-0. BENGALS 18-8, OPPONENTS 11-7.

PASSING	ATT	CMP	YDS	CMP%	YDS/ATT	TD	TD%	INT	INT%	LG	SKD-YDS	RAT
Andy Dalton	386	255	3250	66.1	8.42	25	6.5	7	1.8	80t	20-118	106.3
AJ McCarron	119	79	854	66.4	7.18	6	5.0	2	1.7	66t	12-63	97.1
BENGALS	505	334	4104	66.1	8.13	31	6.1	9	1.8	80t	32-181	104.1
OPPONENTS	646	415	4264	64.2	6.60	18	2.8	21	3.3	64t	42-288	78.9

RUSHING	ATT	YDS	AVG	LG	TD
Jeremy Hill	223	794	3.6	38t	11
Giovani Bernard	154	730	4.7	28	2
Andy Dalton	57	142	2.5	12	3
Mohamed Sanu	10	71	7.1	25t	2
Marvin Jones	5	33	6.6	30	0
AJ McCarron	14	31	2.2	16	0
Rex Burkhead	4	4	1.0	2	0
BENGALS	467	1805	3.9	38t	18
OPPONENTS	344	1477	4.3	69t	8

RECEIVING	REC	YDS	AVG	LG	TD
A.J. Green	86	1297	15.1	80t	10
Marvin Jones	65	816	12.6	47	4
Tyler Eifert	52	615	11.8	31	13
Giovani Bernard	49	472	9.6	45	0
Mohamed Sanu	33	394	11.9	52	0
Jeremy Hill	15	79	5.3	14	1
Tyler Kroft	11	129	11.7	22	1
Rex Burkhead	10	94	9.4	27	1
Ryan Hewitt	8	99	12.4	22	0
Brandon Tate	2	59	29.5	55t	1
Jake Fisher	1	31	31.0	31	0
Mario Alford	1	15	15.0	15	0
C.J. Uzomah	1	4	4.0	4	0
BENGALS	334	4104	12.3	80t	31
OPPONENTS	415	4264	10.3	64t	18

INTERCEPTIONS	NO	YDS	AVG	LG	TD
Reggie Nelson	8	115	14.4	37	0
Adam Jones	3	14	4.7	14	0
Leon Hall	2	19	9.5	19t	1
Vontaze Burfict	2	16	8.0	16	0
Shawn Williams	2	14	7.0	14	0
Rey Mauluga	1	15	15.0	15	0
Darqueze Dennard	1	10	10.0	10	0
George Iloka	1	0	0.0	0	0
Vincent Rey	1	0	0.0	0	0
Chris Lewis-Harris	0	^1	—	-1	0
BENGALS	21	202	9.6	37	1
OPPONENTS	9	136	15.1	42	1

PUNTING	NO	YDS	AVG	NET	TB	IN-20	LG	BLK.
Kevin Huber	68	3116	45.8	40.5	6	22	67	1
BENGALS	69	3116	45.2	40.5	6	22	67	1
OPPONENTS	77	3449	44.8	38.9	5	25	64	0

PUNT RETURNS	NO	FC	YDS	AVG	LG	TD
Brandon Tate	27	11	171	6.3	18	0
Adam Jones	16	1	179	11.2	35	0
BENGALS	43	12	350	8.1	35	0
OPPONENTS	32	15	203	6.3	21	0

KICKOFF RETURNS	NO	YDS	AVG	LG	TD
Brandon Tate	18	413	22.9	58	0
Adam Jones	10	235	23.5	49	0
Cedric Peerman	4	44	11.0	20	0
Giovani Bernard	1	6	6.0	6	0
Mohamed Sanu	1	2	2.0	2	0
BENGALS	34	700	20.6	58	0
OPPONENTS	46	1041	22.6	35	0

FIELD GOALS	1-19	20-29	30-39	40-49	50+
Mike Nugent	0-0	6-6	5-6	10-13	2-3
BENGALS	0-0	6-6	5-6	10-13	2-3
OPPONENTS	0-0	9-9	6-6	8-12	3-4

Mike Nugent: (32G, 35G), (36WR, 21G), (—), (44LU), (31G, 42G), (47G, 39G), (44G, 45G, 42B, 44G), (28G), (42G, 39G), (43G), (21G), (44G, 40G, 20G), (54SH, 46G, 27G), (22G), (45WR, 52G), (52G).

Opponents: (—), (40G, 32G, 47WL), (50WR, 21G), (22G, 40G, 51G, 34G, 40G, 29G, 51G), (24G), (—), (32G), (27G), (22G), (24G, 32G), (—), (47G, 47B), (42G, 47G, 45G, 31G), (41B), (23G, 45WL, 37G), (28G, 50G, 49G).

USUAL STARTERS

OFFENSE	DEFENSE
WR A.J. Green	LDE Carlos Dunlap
LOT Andrew Whitworth	NT Domata Peko
LG Clint Boling	DT Geno Atkins
C Russell Bodine	RDE Michael Johnson
RG Kevin Zeitler	SLB A.J. Hawk
ROT Andre Smith	MLB Rey Mauluga
TE Tyler Eifert	WLB Vontaze Burfict
H-B Ryan Hewitt	Vincent Rey
WR Marvin Jones	LCB Dre Kirkpatrick
QB Andy Dalton	RCB Adam Jones
HB Jeremy Hill	SS George Iloka
	FS Reggie Nelson

DEFENSE*	ST	AT	TT	SKS-YDS	INT-YDS	PD	FF	FR-YDS
Vincent Rey	62	33	95	1-8	1-0	5	0	0-0
Rey Mauluga	43	32	75	0-0	1-15	3	0	1-0
Vontaze Burfict	57	17	74	1-10	2-16	5	0	0-0
Reggie Nelson	50	22	72	0-0	8-115	14	0	2-25
Dre Kirkpatrick	63	7	70	0-0	0-0	16	0	0-0
Adam Jones	53	9	62	1-1	3-14	12	1	0-0
Leon Hall	44	11	55	0-0	2-19	9	0	0-0
Carlos Dunlap	37	18	55	13.5-91.5	0-0	1	2	1-21
George Iloka	35	12	47	0-0	1-0	4	0	0-0
Geno Atkins	31	11	42	11-86	0-0	0	1	0-0
Michael Johnson	29	13	42	5-42	0-0	2	3	1-0
Domata Peko	17	18	35	5-32	0-0	1	0	0-0
Emmanuel Lamur	20	12	32	0.5-4	0-0	3	1	0-0
Shawn Williams	22	6	28	0-0	2-14	5	0	0-0
A.J. Hawk	16	8	24	1-8	0-0	0	0	0-0
Wallace Gilberry	16	7	23	2-4	0-0	1	1	0-0
Darqueze Dennard	12	4	16	0-0	1-10	3	0	0-0
Pat Sims	4	12	16	0-0	0-0	0	0	0-0
Josh Shaw	13	2	15	0-0	0-0	1	0	0-0
Brandon Thompson	4	4	8	0.5-0	0-0	0	0	0-0
Chris Carter	2	6	6	0-0	0-0	0	0	1-0
P.J. Dawson	3	2	5	0-0	0-0	1	0	0-0
Will Clarke	3	1	4	0.5-1.5	0-0	1	0	0-0
Chris Lewis-Harris	3	0	3	0-0	0-(-1)	0	0	0-0
Troy Hill	2	1	3	0-0	0-0	0	0	0-0
Cedric Peerman	2	0	2	0-0	0-0	0	1	0-0
Margus Hunt	1	1	2	0-0	0-0	0	0	0-0

SPECIAL TEAMS*	ST	AT	TT	FF	FR-YDS	BP	BFG	BXP
Cedric Peerman	13	4	17	0	0-0	0	0	0
Rex Burkhead	6	5	11	0	0-0	0	0	0
Tyler Kroft	4	6	10	0	0-0	0	0	0
Emmanuel Lamur	7	1	8	0	1-0	0	0	0
Josh Shaw	4	4	8	0	0-0	0	0	0
P.J. Dawson	4	3	7	0	0-0	0	0	0
Clark Harris	4	1	5	0	0-0	0	0	0
Reggie Nelson	2	3	5	0	0-0	0	0	0
Chris Carter	3	1	4	0	0-0	0	0	0
Shawn Williams	3	1	4	0	0-0	0	0	0
Darqueze Dennard	2	2	4	0	0-0	0	0	0
Derron Smith	0	4	4	0	0-0	0	0	0
Troy Hill	3	0	3	0	0-0	0	0	0
Vincent Rey	2	1	3	0	0-0	0	0	0
C.J. Uzomah	1	1	2	0	0-0	0	0	0
Kevin Huber	1	0	1	0	0-0	0	0	0
Mike Nugent	1	0	1	0	0-0	0	0	0
Chris Lewis-Harris	1	0	1	0	0-0	0	0	0
Brandon Tate	0	1	1	0	0-0	0	0	0
Carlos Dunlap	0	0	0	0	0-0	0	2	0

MISCELLANEOUS DEFENSE*	ST	AT	TT	FF	FR-YDS
Marvin Jones	3	1	4	0	0-0
A.J. Green	2	0	2	0	0-0
Ryan Hewitt	2	0	2	0	0-0
Andy Dalton	1	1	2	0	0-0
Tyler Eifert	1	1	2	0	0-0
Mohamed Sanu	1	0	1	0	0-0
Clint Boling	0	1	1	0	0-0

* NOTE: All defensive statistics above are press box statistics produced at the games.

2016 STATISTICS

RECORD: 6-9-1

HEAD COACH: MARVIN LEWIS

DATE	W-L	SCORE	OPPONENT	ATTENDANCE
9-11-16	W	23-22	at N.Y. Jets	78,160
9-18-16	L	16-24	at Pittsburgh	65,072
9-25-16	L	17-29	DENVER	63,850
9-29-16	W	22-7	MIAMI	60,834
10-9-16	L	14-28	at Dallas	91,653
10-16-16	L	17-35	at New England	66,829
10-23-16	W	31-17	CLEVELAND	65,047
10-30-16	T	27-27 (OT)	vs. WASHINGTON (London)	84,488
11-6-16			— BYE —	
11-14-16	L	20-21	at N.Y. Giants	76,218
11-20-16	L	12-16	BUFFALO	61,356
11-27-16	L	14-19	at Baltimore	70,903
12-4-16	W	32-14	PHILADELPHIA	55,456
12-11-16	W	23-10	at Cleveland	60,028
12-18-16	L	20-24	PITTSBURGH	62,096
12-24-16	L	10-12	at Houston	71,836
1-1-17	W	27-10	BALTIMORE	54,944

TEAM STATISTICS	BENGALS	OPPONENTS
TOTAL FIRST DOWNS	341	327
Rushing	100	95
Passing	204	196
Penalty	37	36
3rd Down: Made-Att	82-210	86-217
3rd Down Pct.	39.0	39.6
4th Down: Made-Att	7-9	9-19
4th Down Pct.	77.8	47.4
POSSESSION AVG.	29:52	30:08
TOTAL NET YARDS	5711	5612
Avg. Per Game	356.9	350.8
Total Plays	1050	1038
Avg. Per Play	5.4	5.4
NET YARDS RUSHING	1769	1812
Avg. Per Game	110.6	113.3
Total Rushes	446	412
NET YARDS PASSING	3942	3800
Avg. Per Game	246.4	237.5
Sacked-Yards Lost	41-264	33-185
Gross Yards	4206	3985
Att.-Completions	563-364	593-374
Completion Pct.	64.7	63.1
Had Intercepted	8	17
PUNTS-AVERAGE	78-46.3	74-45.0
Net Punting Avg.	78-39.5	74-40.9
PENALTY-YARDS	88-726	105-950
FUMBLES-BALLS LOST	20-9	12-3
TOUCHDOWNS	35	34
Rushing	17	12
Passing	18	22
Returns	0	0

SCORE BY PERIODS	1	2	3	4	OT	PTS
BENGALS	97	94	69	65	0	325
OPPONENTS	71	81	69	94	0	315

SCORING	TD	TD-R	TD-P	TD-Rt	K-PAT	FG	S	PTS
Mike Nugent	0	0	0	0	23-29	23-29	0	92
Jeremy Hill	9	9	0	0	—	—	0	54
Brandon LaFell	6	0	6	0	—	—	0	36
Randy Bullock	0	0	0	0	6-6	5-6	0	21
Tyler Eifert	5	0	5	0	—	—	0	30
Andy Dalton	4	4	0	0	—	—	0	24
A.J. Green	4	0	4	0	—	—	0	24
Giovani Bernard	3	2	1	0	—	—	0	18
Rex Burkhead	2	2	0	0	—	—	0	12
Tyler Boyd	1	0	1	0	—	—	0	6
C.J. Uzomah	1	0	1	0	—	—	0	6
(team)	0	0	0	0	—	—	1	2
BENGALS	35	17	18	0	29-35	28-35	1	325
OPPONENTS	34	12	22	0	28-32	27-31	1	315

Two-point conversions: None. BENGALS 0-0 (0-0 R, 0-0 P), OPPONENTS 0-2 (0-1 R, 0-1 P).

Fumbles-lost: Andy Dalton 9-3, Adam Jones 3-1, Alex Erickson 3-0, Giovani Bernard 1-1, Tyler Boyd 1-1, Rex Burkhead 1-1, Jake Fisher 1-1, Shawn Williams 1-1. BENGALS 20-9, OPPONENTS 12-3.

PASSING	ATT	CMP	YDS	CMP%	YDS/ATT	TD	TD%	INT	INT%	LG	SKD-YDS	RAT
Andy Dalton	563	364	4206	64.7	7.47	18	3.2	8	1.4	86t	41-264	91.8
BENGALS	563	364	4206	64.7	7.47	18	3.2	8	1.4	86t	41-264	91.8
OPPONENTS	593	374	3985	63.1	6.72	22	3.7	17	2.9	74t	33-185	83.1

RUSHING	ATT	YDS	AVG	LG	TD
Jeremy Hill	222	839	3.8	74t	9
Rex Burkhead	74	344	4.6	17	2
Giovani Bernard	91	337	3.7	17	2
Andy Dalton	46	184	4.0	15	4
Tyler Boyd	4	58	14.5	39	0
Cedric Peerman	6	15	2.5	4	0
Brandon LaFell	1	-2	-2.0	-2	0
James Wright	2	-6	-3.0	2	0
BENGALS	446	1769	4.0	74t	17
OPPONENTS	412	1812	4.4	60t	12

RECEIVING	REC	YDS	AVG	LG	TD
A.J. Green	66	964	14.6	54t	4
Brandon LaFell	64	862	13.5	86t	6
Tyler Boyd	54	603	11.2	30	1
Giovani Bernard	39	336	8.6	32	1
Tyler Eifert	29	394	13.6	71	5
C.J. Uzomah	25	234	9.4	54	1
Jeremy Hill	21	174	8.3	25	0
Cody Core	17	200	11.8	50	0
Rex Burkhead	17	145	8.5	18	0
James Wright	13	106	8.2	15	0
Tyler Kroft	10	92	9.2	21	0
Alex Erickson	6	71	11.8	20	0
Ryan Hewitt	2	13	6.5	8	0
Jake Fisher	1	12	12.0	12	0
BENGALS	364	4206	11.6	86t	18
OPPONENTS	374	3985	10.7	74t	22

INTERCEPTIONS	NO	YDS	AVG	LG	TD
George Iloka	3	21	7.0	21	0
Dre Kirkpatrick	3	21	7.0	21	0
Shawn Williams	3	14	4.7	13	0
Vontaze Burfict	2	54	27.0	47	0
Chris Lewis-Harris	1	11	11.0	11	0
Rey Mauluga	1	9	9.0	9	0
Vincent Rey	1	6	6.0	6	0
Adam Jones	1	2	2.0	2	0
KeiVarae Russell	1	0	0.0	0	0
Josh Shaw	1	0	0.0	0	0
BENGALS	17	138	8.1	47	0
OPPONENTS	8	92	11.5	49	0

PUNTING	NO	YDS	AVG	NET	TB	IN-20	LG	BLK.
Kevin Huber	78	3613	46.3	39.5	8	23	72	0
BENGALS	78	3613	46.3	39.5	8	23	72	0
OPPONENTS	74	3333	45.0	40.9	3	35	68	0

PUNT RETURNS	NO	FC	YDS	AVG	LG	TD
Alex Erickson	28	19	195	7.0	24	0
Adam Jones	10	0	51	5.1	15	0
BENGALS	38	19	246	6.5	24	0
OPPONENTS	38	20	369	9.7	28	0

KICKOFF RETURNS	NO	YDS	AVG	LG	TD
Alex Erickson	29	810	27.9	84	0
Rex Burkhead	6	114	19.0	26	0
Adam Jones	4	79	19.8	23	0
BENGALS	39	1003	25.7	84	0
OPPONENTS	40	891	22.3	65	0

FIELD GOALS	1-19	20-29	30-39	40-49	50+
Mike Nugent	0-0	9-9	9-10	5-7	0-3
Randy Bullock	0-0	4-4	0-0	1-2	0-0
BENGALS	0-0	13-13	9-10	6-9	0-3
OPPONENTS	0-0	9-10	5-6	9-9	4-6

Mike Nugent: (33G, 21G, 52WR, 47G), (25G, 33G, 21G), (34G), (42G, 22G, 43G, 22G, 47G), (50WL), (25G), (40WR, 36G, 45RU), (51WL), (25G, 38G), (—), (23G, 36G), (32G, 33G, 26G, 38G), (36WR, 44G), (—), (—).

Randy Bullock: (—), (—), (—), (—), (—), (—), (—), (—), (—), (—), (—), (—), (—), (23G, 22G), (43G, 43WR), (23G, 24G).

Opponents: (22B, 45G, 20G, 23G), (49G), (20G), (—), (—), (46G, 31G), (28G), (20G, 55SH, 40G, 34WL), (—), (26G, 54G, 20G), (52G, 57G, 54G, 36G), (51RU), (30G), (45G, 49G, 49G, 40G, 49G, 30G), (25G, 22G), (30G).

USUAL STARTERS

OFFENSE	DEFENSE
WR A.J. Green	LDE Carlos Dunlap
LOT Andrew Whitworth	NT Domata Peko
LG Clint Boling	DT Geno Atkins
C Russell Bodine	RDE Michael Johnson
RG Kevin Zeitler	LB Vincent Rey
ROT Cedric Ogbuehi	LB Vontaze Burfict
TE Tyler Kroft	NDB Josh Shaw
H-B Ryan Hewitt	LCB Dre Kirkpatrick
WR Brandon LaFell	RCB Adam Jones
QB Andy Dalton	SS Shawn Williams
HB Jeremy Hill	FS George Iloka

DEFENSE*	ST	AT	TT	SKS-YDS	INT-YDS	PD	FF	FR-YDS
Karlos Dansby	69	45	114	1-0	0-0	6	0	1-0
Vontaze Burfict	73	28	101	2-11	2-54	8	1	0-0
Shawn Williams	59	22	81	1-4	3-14	5	0	0-0
Vincent Rey	48	31	79	0-0	1-6	7	0	1-10
George Iloka	48	25	73	0-0	3-21	7	0	0-0
Adam Jones	54	12	66	0-0	1-2	7	1	0-0
Carlos Dunlap	30	19	49	8-45	0-0	15	3	0-0
Josh Shaw	31	16	47	0-0	1-0	3	0	0-0
Dre Kirkpatrick	35	11	46	0-0	3-21	10	0	0-0
Michael Johnson	32	13	45	3-5-19	0-0	3	0	0-0
Darqueze Dennard	28	13	41	0-0	0-0	1	0	0-0
Domata Peko	17	20	37	0-0	0-0	3	0	1-0
Pat Sims	15	22	37	1-5-6.5	0-0	0	0	0-0
Geno Atkins	21	11	32	9-63	0-0	0	0	0-0
Rey Mauluga	17	10	27	0-0	1-9	2	0	0-0
Will Clarke	10	5	15	4-15	0-0	1	0	0-0
Nick Vigil	11	3	14	0-0	0-0	1	0	0-0
Margus Hunt	7	7	14	0-0	0-0	2	0	0-0
Wallace Gilberry	8	2	10	2-5-20.5	0-0	0	0	0-0
Derron Smith	3	4	7	0-0	0-0	1	0	0-0
Chris Lewis-Harris	3	1	4	0-0	1-11	2	0	0-0
Clayton Fejedelem	3	0	3	0-0	0-0	0	0	0-0
DeShawn Williams	1	1	2	0-5-1	0-0	0	0	0-0
KeiVarae Russell	0	0	0	0-0	1-0	1	0	0-0

SPECIAL TEAMS*	ST	AT	TT	FF	FR-YDS	BP	BFG	BXP
Rex Burkhead	7	5	12	1	0-0	0	0	0
James Wright	4	7	11	0	0-0	0	0	0
Josh Shaw	7	2	9	0	0-0	0	0	0
Marquis Flowers	8	0	8	0	0-0	0	0	0
Tyler Kroft	5	2	7	0	0-0	0	0	0
Clayton Fejedelem	4	3	7	0	0-0	0	0	0
Nick Vigil	4	3	7	0	0-0	0	0	0
Vincent Rey	3	4	7	0	0-0	0	0	0
Darqueze Dennard	4	2	6	0	0-0	0	0	0
Clark Harris	3	3	6	0	0-0	0	0	0
Margus Hunt	2	1	3	0	0-0	0	1	2
Cedric Peerman	2	1	3	0	0-0	0	0	0
Chykie Brown	2	0	2	0	0-0	0	0	0
Ryan Hewitt	2	0	2	0	0-0	0	0	0
Mike Nugent	1	1	2	0	0-0	0	0	0
Randy Bullock	1	0	1	0	0-0	0	0	0
P.J. Dawson	1	0	1	0	0-0	0	0	0
George Iloka	1	0	1	0	0-0	0	0	0
Trevor Roach	1	0	1	0	0-0	0	0	0
KeiVarae Russell	1	0	1	0	0-0	0	0	0
Derron Smith	1	0	1	0	0-0	0	0	0
Cody Core	0	1	1	0	0-0	0	0	0

MISCELLANEOUS DEFENSE*	ST	AT	TT	FF	FR-YDS
Giovani Bernard	3	0	3	0	0-0
Andrew Whitworth	2	0	2	0	0-0
Clint Boling	1	0	1	0	0-0
Tyler Boyd	1	0	1	0	0-0
Rex Burkhead	1	0	1	0	0-0
Andy Dalton	1	0	1	0	0-0
Tyler Eifert	1	0	1	0	0-0
Ryan Hewitt	1	0	1	0	0-0
Tyler Kroft	1	0	1	0	0-0
Brandon LaFell	1	0	1	0	0-0
C.J. Uzomah	1	0	1	0	0-0
Kevin Zeitler	1	0	1	0	0-0

2017 STATISTICS

RECORD: 7-9-0

HEAD COACH: MARVIN LEWIS

DATE	W-L	SCORE	OPPONENT	ATTENDANCE
9-10-17	L	0-20	BALTIMORE	55,254
9-14-17	L	9-13	HOUSTON	52,942
9-24-17	L	24-27 (OT)	at Green Bay	78,323
10-1-17	W	31-7	at Cleveland	67,431
10-8-17	W	20-16	BUFFALO	52,367
10-15-17			— BYE —	
10-22-17	L	14-29	at Pittsburgh	65,363
10-29-17	W	24-23	INDIANAPOLIS	57,901
11-5-17	L	7-23	at Jacksonville	60,720
11-12-17	L	20-24	at Tennessee	67,432
11-19-17	W	20-17	at Denver	75,707
11-26-17	W	30-16	CLEVELAND	51,710
12-4-17	L	20-23	PITTSBURGH	56,029
12-10-17	L	7-33	CHICAGO	52,002
12-17-17	L	7-34	at Minnesota	66,833
12-24-17	W	26-17	DETROIT	47,732
12-31-17	W	31-27	at Baltimore	70,507

TEAM STATISTICS	BENGALS	OPPONENTS
TOTAL FIRST DOWNS	267	325
Rushing	72	111
Passing	165	173
Penalty	30	41
3rd Down: Made-Att	67-199	98-241
3rd Down Pct.	33.7	40.7
4th Down: Made-Att	5-12	9-19
4th Down Pct.	41.7	47.4
POSSESSION AVG.	27:12	32:48
TOTAL NET YARDS	4488	5425
Avg. Per Game	280.5	339.1
Total Plays	927	1091
Avg. Per Play	4.8	5.0
NET YARDS RUSHING	1366	2046
Avg. Per Game	85.4	127.9
Total Rushes	489	511
NET YARDS PASSING	3122	3379
Avg. Per Game	195.1	211.2
Sacked-Yards Lost	40-264	41-278
Gross Yards	3386	3657
Att.-Completions	510-304	561-336
Completion Pct.	59.6	59.9
Had Intercepted	12	11
PUNTS-AVG.	89-46.1	82-45.2
Net Punting Avg.	89-40.8	82-38.7
PENALTY-YARDS	110-1027	106-906
FUMBLES-BALLS LOST	22-11	7-3
TOUCHDOWNS	34	35
Rushing	6	13
Passing	25	20
Returns	3	2

SCORE BY PERIODS	1	2	3	4	OT	PTS
BENGALS	67	111	44	68	0	290
OPPONENTS	73	103	62	108	3	349

SCORING	TD	TD-R	TD-P	TD-R	K-PAT	FG	S	PTS
Randy Bullock	0	0	0	0	31-33	18-20	0	85
A.J. Green	8	0	8	0	—	—	0	48
Tyler Kroft	7	0	7	0	—	—	0	42
Giovani Bernard	4	2	2	0	—	—	0	24
Joe Mixon	4	4	0	0	—	—	0	24
Brandon LaFell	3	0	3	0	—	—	0	18
Tyler Boyd	2	0	2	0	—	—	0	12
Darqueze Dennard	1	0	0	1	—	—	0	6
Carlos Dunlap	1	0	0	1	—	—	0	6
Alex Erickson	1	0	1	0	—	—	0	6
William Jackson III	1	0	0	1	—	—	0	6
Josh Malone	1	0	1	0	—	—	0	6
C.J. Uzomah	1	0	1	0	—	—	0	6
Marshall Koehn	0	0	0	0	1-1	0-0	0	1
BENGALS	34	6	25	3	32-34	18-20	0	290
OPPONENTS	35	13	20	2	34-35	35-40	0	349

Two-point conversions: None. BENGALS 0-0 (0-0 R, 0-0 P), OPPONENTS 0-0 (0-0 R, 0-0 P).

Fumbles-lost: Alex Erickson 6-1, Andy Dalton 4-4, Joe Mixon 3-2, A.J. Green 2-2, William Jackson III 1-1, John Ross III 1-1, Russell Bodine 1-0, Darqueze Dennard 1-0, Jeremy Hill 1-0, Dre Kirkpatrick 1-0, Brandon LaFell 1-0. BENGALS 22-11. OPPONENTS 7-3.

PASSING	ATT	CMP	YDS	CMP%	YDS/ATT	TD	TD%	INT	INT%	LG	SKD-YDS	RAT
Andy Dalton	496	297	3320	59.9	6.69	25	5.0	12	2.4	771	39-255	86.6
AJ McCarron	14	7	66	50.0	4.71	0	0.0	0	0.0	27	1-9	63.4
BENGALS	510	304	3386	59.6	6.64	25	4.9	12	2.4	771	40-264	86.0
OPPONENTS	561	336	3657	59.9	6.52	20	3.6	11	2.0	72	41-278	82.9

RUSHING	ATT	YDS	AVG	LG	TD
Joe Mixon	178	626	3.5	25	4
Giovani Bernard	105	458	4.4	25	2
Jeremy Hill	37	116	3.1	13	0
Andy Dalton	38	99	2.6	25	0
Brian Hill	11	37	3.4	11	0
Alex Erickson	5	16	3.2	14	0
John Ross III	1	12	12.0	12	0
Josh Malone	2	2	1.0	4	0
BENGALS	377	1366	3.6	25	6
OPPONENTS	489	2046	4.2	491	13

RECEIVING	REC	YDS	AVG	LG	TD
A.J. Green	75	1078	14.4	771	8
Brandon LaFell	52	548	10.5	45	3
Giovani Bernard	43	389	9.0	611	2
Tyler Kroft	42	404	9.6	59	7
Joe Mixon	30	287	9.6	67	0
Tyler Boyd	22	225	10.2	491	2
Alex Erickson	12	180	15.0	37	1
C.J. Uzomah	10	92	9.2	21	1
Josh Malone	6	63	10.5	251	1
Tyler Eifert	4	46	11.5	22	0
Jeremy Hill	4	16	4.0	10	0
Brian Hill	2	36	18.0	34	0
Ryan Hewitt	2	22	11.0	16	0
BENGALS	304	3386	11.1	771	25
OPPONENTS	336	3657	10.9	72	20

INTERCEPTIONS	NO	YDS	AVG	LG	TD
Darqueze Dennard	2	109	54.5	891	1
Dre Kirkpatrick	1	101	101.0	101	0
William Jackson III	1	75	75.0	751	1
Carlos Dunlap	1	16	16.0	161	1
George Iloka	1	14	14.0	14	0
Vincent Rey	1	12	12.0	12	0
Shawn Williams	1	7	7.0	7	0
Clayton Fejedelem	1	5	5.0	5	0
Adam Jones	1	0	0.0	0	0
Nick Vigil	1	0	0.0	0	0
BENGALS	11	339	30.8	101	3
OPPONENTS	12	151	12.6	311	1

PUNTING	NO	YDS	AVG	NET	TB	IN-20	LG	BLK.
Kevin Huber	88	4101	46.6	40.8	3	32	63	1
BENGALS	89	4101	46.1	40.8	3	32	63	1
OPPONENTS	82	3704	45.2	38.7	6	29	74	1

PUNT RETURNS	NO	FC	YDS	AVG	LG	TD
Alex Erickson	39	19	278	7.1	29	0
Adam Jones	6	0	131	21.8	40	0
Darqueze Dennard	1	0	0	0.0	0	0
William Jackson III	1	0	0	0.0	0	0
BENGALS	47	19	409	8.7	40	0
OPPONENTS	43	23	410	9.5	631	1

KICKOFF RETURNS	NO	YDS	AVG	LG	TD
Alex Erickson	32	663	20.7	41	0
Giovani Bernard	1	7	7.0	7	0
Cethan Carter	1	0	0.0	0	0
BENGALS	34	670	19.7	41	0
OPPONENTS	35	811	23.2	87	0

FIELD GOALS	1-19	20-29	30-39	40-49	50+
Randy Bullock	0-0	6-6	7-8	4-5	1-1
BENGALS	0-0	6-6	7-8	4-5	1-1
OPPONENTS	0-0	16-16	11-11	6-9	2-4

Randy Bullock: (—), (39G, 29G, 30G), (48WR, 46G), (41G), (30G, 29G), (—), (29G, 34B), (—), (—), (—), (31G, 49G, 21G), (35G, 41G), (—), (—), (29G, 27G, 35G, 51G), (32G).

Opponents: (25G, 25G), (26G, 42G), (28G, 27G), (48WR), (31G, 38G, 28G), (22G, 24G, 41G, 49G, 25G), (29G, 33G, 29G), (32G, 56G, 25G), (48WR, 44G), (61B, 45G), (27G, 43WL, 21G, 39G), (30G, 37G, 38G), (34G, 27G), (53G, 35G), (23G, 50SH), (46G, 34G).

USUAL STARTERS

OFFENSE	DEFENSE
WR A.J. Green	LDE Carlos Dunlap
LOT Cedric Ogbuehi	NT Pat Sims
LG Clint Boling	Andrew Billings
C Russell Bodine	DT Geno Atkins
RG Trey Hopkins	RDE Michael Johnson
ROT Jake Fisher	SLB Nick Vigil
TE Andre Smith	MLB Kevin Minter
WR Tyler Kroft	WLB Vincent Rey
WR Josh Malone	LCB Dre Kirkpatrick
QB Brandon LaFell	RCB Adam Jones
QB Andy Dalton	SS Shawn Williams
HB Jeremy Hill	FS George Iloka
Joe Mixon	

DEFENSE*	ST	AT	TT	SKS-YDS	INT-YDS	PD	FF	FR-YDS
Vincent Rey	52	32	84	0-0	1-12	1	0	0-0
Darqueze Dennard	59	24	83	2-6	2-109	6	0	0-0
George Iloka	54	25	79	0-0	1-14	5	0	0-0
Nick Vigil	43	34	77	1-7	1-0	5	0	0-0
Vontaze Burfitt	48	21	69	1.5-12	0-0	2	1	0-0
Dre Kirkpatrick	47	8	55	1-2	1-101	14	1	0-0
Michael Johnson	35	14	49	5-36	0-0	1	0	0-0
Shawn Williams	34	15	49	0-0	1-7	3	0	2-0
Carlos Dunlap	35	11	46	7.5-41	1-16	7	1	0-0
Geno Atkins	29	17	46	9-65.5	0-0	0	0	0-0
Clayton Fejedelem	22	20	42	0-0	1-5	2	0	0-0
Josh Shaw	28	6	34	0-0	0-0	3	0	0-0
Jordan Evans	24	9	33	0-0	0-0	2	0	0-0
Kevin Minter	16	16	32	0-0	0-0	0	0	0-0
Chris Smith	17	9	26	3-36	0-0	2	1	0-0
William Jackson III	19	6	25	1-7	1-75	14	0	0-0
Jordan Willis	17	8	25	1-4	0-0	0	0	0-0
Pat Sims	9	16	25	0.5-4.5	0-0	0	0	0-0
Adam Jones	19	4	23	0-0	1-0	4	0	0-0
Ryan Glasgow	12	11	23	0-0	0-0	0	0	0-0
Carl Lawson	10	6	16	8.5-57	0-0	0	0	0-0
Hardy Nickerson	12	2	14	0-0	0-0	1	0	0-0
Andrew Billings	9	4	13	0-0	0-0	0	0	0-0
KeiVarae Russell	8	0	8	0-0	0-0	0	0	0-0
Brandon Bell	4	3	7	0-0	0-0	0	0	0-0
Tony McRae	2	0	2	0-0	0-0	0	0	0-0
Alex Erickson	1	0	1	0-0	0-0	0	0	0-0
A.J. Green	0	0	0	0-0	0-0	1	0	0-0

SPECIAL TEAMS*	ST	AT	TT	FF	FR-YDS	BP	BFG	BXP
Clayton Fejedelem	12	3	15	0	0-0	0	0	0
C.J. Uzomah	9	3	12	0	0-0	0	0	0
Cethan Carter	7	2	9	0	0-0	0	0	0
Brandon Wilson	4	1	5	0	0-0	0	0	0
Jordan Evans	3	2	5	0	0-0	0	0	0
Cody Core	4	0	4	0	0-0	0	0	0
Clark Harris	2	2	4	0	0-0	0	0	0
Hardy Nickerson	0	4	4	0	0-0	0	0	0
Brian Hill	3	0	3	0	0-0	0	0	0
Brandon Bell	2	1	3	0	0-0	0	0	0
Darqueze Dennard	2	0	2	0	0-0	0	0	0
Alex Erickson	2	0	2	0	0-0	0	0	0
William Jackson III	2	0	2	0	0-0	0	0	0
Josh Shaw	2	0	2	0	0-0	0	0	0
Nick Vigil	2	0	2	0	0-0	0	0	0
Ryan Hewitt	1	1	2	0	0-0	0	0	0
Tony McRae	1	1	2	0	0-0	0	0	0
Kevin Huber	1	0	1	0	0-0	0	0	0
Marshall Koehn	1	0	1	0	0-0	0	0	0
Tyler Kroft	1	0	1	0	0-0	0	0	0
KeiVarae Russell	1	0	1	0	0-0	0	1	0
Derron Smith	1	0	1	0	0-0	0	0	0
George Iloka	0	1	1	0	0-0	0	0	0
Josh Malone	0	1	1	0	0-0	0	0	0
Vincent Rey	0	1	1	0	0-0	0	0	0
Jordan Willis	0	0	0	0	0-0	1	0	0

2018 STATISTICS

RECORD: 6-10-0

HEAD COACH: MARVIN LEWIS

DATE	W-L	SCORE	OPPONENT	ATTENDANCE
9-9-18	W	34-23	at Indianapolis	58,699
9-13-18	W	34-23	BALTIMORE	50,018
9-23-18	L	21-31	at Carolina	72,161
9-30-18	W	37-36	at Atlanta	71,985
10-7-18	W	27-17	MIAMI	52,708
10-14-18	L	21-28	PITTSBURGH	60,594
10-21-18	L	10-45	at Kansas City	75,676
10-28-18	W	37-34	TAMPA BAY	45,134
11-4-18			— BYE —	
11-11-18	L	14-51	NEW ORLEANS	52,492
11-18-18	L	21-24	at Baltimore	70,077
11-25-18	L	20-35	CLEVELAND	56,122
12-2-18	L	10-24	DENVER	44,392
12-9-18	L	21-26	at L.A. Chargers	25,358
12-16-18	W	30-16	OAKLAND	44,568
12-23-18	L	18-26	at Cleveland	67,431
12-30-18	L	13-16	at Pittsburgh	63,874

TEAM STATISTICS	BENGALS	OPPONENTS
TOTAL FIRST DOWNS	304	372
Rushing	92	125
Passing	182	221
Penalty	30	26
3rd Down: Made-Att	69-187	109-223
3rd Down Pct.	36.9	48.9
4th Down: Made-Att	9-17	11-17
4th Down Pct.	52.9	64.7
POSSESSION AVG.	27:27	32:33
TOTAL NET YARDS	4972	6618
Avg. Per Game	310.8	413.6
Total Plays	938	1084
Avg. Per Play	5.3	6.1
NET YARDS RUSHING	1682	2204
Avg. Per Game	105.1	137.8
Total Rushes	359	466
NET YARDS PASSING	3290	4414
Avg. Per Game	205.6	275.9
Sacked-Yards Lost	37-279	34-173
Gross Yards	3569	4587
Att.-Completions	542-331	584-389
Completion Pct.	61.1	66.6
Had Intercepted	13	12
PUNTS-AVG.	72-43.3	54-42.3
Net Punting Avg.	72-39.4	54-37.6
PENALTY-YARDS	114-957	113-944
FUMBLES-BALLS LOST	11-4	14-6
TOUCHDOWNS	45	51
Rushing	13	17
Passing	27	32
Returns	5	2

SCORE BY PERIODS	1	2	3	4	OT	PTS
BENGALS	69	125	55	119	0	368
OPPONENTS	59	203	109	84	0	455

SCORING	TD	TD-R	TD-P	TD-R	K-PAT	FG	S	PTS
Randy Bullock	0	0	0	0	39-41	19-23	0	96
Joe Mixon	9	8	1	0	—	—	0	54
Tyler Boyd	7	0	7	0	—	—	0	42
John Ross III	7	0	7	0	—	—	0	42
A.J. Green	6	0	6	0	—	—	0	36
Giovani Bernard	3	3	0	0	—	—	0	18
C.J. Uzomah	3	0	3	0	—	—	0	18
Jeff Driskel	2	2	0	0	—	—	0	12
Cody Core	1	0	1	0	—	—	0	8
Jessie Bates III	1	0	0	1	—	—	0	6
Tyler Eifert	1	0	1	0	—	—	0	6
Clayton Fejedelem	1	0	0	1	—	—	0	6
Sam Hubbard	1	0	0	1	—	—	0	6
Michael Johnson	1	0	0	1	—	—	0	6
Matt Lengel	1	0	1	0	—	—	0	6
Shawn Williams	1	0	0	1	—	—	0	6
BENGALS	45	13	27	5	39-41	19-23	0	368
OPPONENTS	51	17	32	2	44-46	33-36	0	455

Two-point conversions: Core 1. BENGALS 1-4 (0-0 R,1-4 P), OPPONENTS 3-5 (1-1 R, 2-4 P).

Fumbles-lost: Jeff Driskel 4-1, A.J. Green 2-1, Alex Erickson 1-1, Billy Price 1-1, Andy Dalton 1-0, Clayton Fejedelem 1-0, Darius Phillips 1-0. BENGALS 11-4. OPPONENTS 14-6.

PASSING	ATT	CMP	YDS	CMP%	YDS/ATT	TD	TD%	INT	INT%	LG	SKD-YDS	RAT
Andy Dalton	365	226	2566	61.9	7.03	21	5.8	11	3.0	49	21-157	89.6
Jeff Driskel	176	105	1003	59.7	5.70	6	3.4	2	1.1	37	16-122	82.2
Tyler Boyd	1	0	0	0.0	0.00	0	0.0	0	0.0	—	0-0	39.6
BENGALS	542	331	3569	61.1	6.58	27	5.0	13	2.4	49	37-279	87.0
OPPONENTS	584	389	4587	66.6	7.85	32	5.5	12	2.1	72t	34-173	100.0

RUSHING	ATT	YDS	AVG	LG	TD
Joe Mixon	237	1168	4.9	51	8
Giovani Bernard	56	211	3.8	23	3
Jeff Driskel	25	130	5.2	27t	2
Andy Dalton	16	99	6.2	21	0
Mark Walton	14	34	2.4	10	0
Alex Erickson	3	22	7.3	14	0
John Ross III	4	9	2.3	7	0
Clayton Fejedelem	2	6	3.0	6	0
Tyler Boyd	2	3	1.5	5	0
BENGALS	359	1682	4.7	51	13
OPPONENTS	466	2204	4.7	65t	17

RECEIVING	REC	YDS	AVG	LG	TD
Tyler Boyd	76	1028	13.5	49	7
A.J. Green	46	694	15.1	38t	6
C.J. Uzomah	43	439	10.2	29	3
Joe Mixon	43	296	6.9	21	1
Giovani Bernard	35	218	6.2	26	0
John Ross III	21	100	4.8	39t	7
Alex Erickson	20	167	8.4	28	0
Tyler Eifert	15	179	11.9	29	1
Cody Core	13	160	12.3	30t	1
Mark Walton	5	41	8.2	24	0
Tyler Kroft	4	36	9.0	16	0
Auden Tate	4	35	8.8	15	0
Matt Lengel	3	17	5.7	9	1
Jordan Franks	2	37	18.5	32	0
Josh Malone	1	12	12.0	12	0
BENGALS	331	3569	10.8	49	27
OPPONENTS	389	4587	11.8	72t	32

INTERCEPTIONS	NO	YDS	AVG	LG	BLK
Shawn Williams	5	131	26.2	58t	1
Jessie Bates III	3	42	14.0	21t	1
Preston Brown	2	20	10.0	18	0
Michael Johnson	1	22	22.0	22t	1
Jordan Evans	1	7	7.0	7	0
BENGALS	12	222	18.5	58t	3
OPPONENTS	13	221	17.0	78	1

PUNTING	NO	YDS	AVG	NET	TB	IN-20	LG	BLK
Kevin Huber	71	3119	43.9	39.4	3	29	69	1
BENGALS	72	3119	43.3	39.4	3	29	69	1
OPPONENTS	54	2284	42.3	37.6	1	22	69	1

PUNT RETURNS	NO	FC	YDS	AVG	LG	TD
Alex Erickson	20	20	212	10.6	38	0
Darius Phillips	2	1	24	12.0	16	0
BENGALS	22	21	236	10.7	38	0
OPPONENTS	30	24	220	7.3	71t	1

KICKOFF RETURNS	NO	YDS	AVG	LG	TD
Alex Erickson	40	1049	26.2	77	0
Giovani Bernard	2	25	12.5	14	0
Brandon Wilson	1	-3	-3.0	-3	0
BENGALS	43	1071	24.9	77	0
OPPONENTS	31	705	22.7	53	0

FIELD GOALS	1-19	20-29	30-39	40-49	50+
Randy Bullock	0-0	4-4	7-8	6-6	2-5
BENGALS	0-0	4-4	7-8	6-6	2-5
OPPONENTS	0-0	11-11	9-9	7-7	6-9

Randy Bullock: (42G, 39G), (28G, 40G), (53WL), (36G), (37B), (51G, 20G), (—), (33G), (44G), (—), (52WR), (54B), (35G), (47G, 23G, 46G), (34G, 38G, 23G), (51G), (49G, 32G).

Opponents: (21G, 38G, 51G, 55SH), (55G), (40G), (55G, 28G, 32G), (42G), (21G, 24G), (53WL, 26G), (25G, 38G), (29G, 42G, 41G), (28G, 56G, 24G), (—), (50WL, 29G), (59G, 31G, 32G, 45G), (50G, 27G, 40G), (37G, 31G), (39G, 47G, 35G).

USUAL STARTERS

OFFENSE	DEFENSE
WR A.J. Green	LDE Carlos Dunlap
WR John Ross III	NT Andrew Billings
LOT Cordy Glenn	DT Geno Atkins
LG Clint Boling	RDE Michael Johnson
C Billy Price	LB Nick Vigil
Trey Hopkins	LB Preston Brown
RG Alex Redmond	Hardy Nickerson
ROT Bobby Hart	NCB Darqueze Dennard
TE C.J. Uzomah	LCB Dre Kirkpatrick
WR Alex Erickson	RCB William Jackson III
WR Tyler Boyd	SS Shawn Williams
QB Andy Dalton	FS Jessie Bates III
HB Joe Mixon	

DEFENSE*	ST	AT	TT	SKS-YDS	INT-YDS	PD	FF	FR-YDS
Jessie Bates III	73	38	111	0-0	3-42	7	0	0-0
Shawn Williams	79	29	108	1-0	5-31	9	1	0-0
Nick Vigil	62	22	84	0-0	0-0	3	0	1-0
Darqueze Dennard	53	14	67	0-0	0-0	6	2	1-0
Jordan Evans	38	21	59	1-5-0	1-7	3	0	0-0
Hardy Nickerson	36	18	54	0-0	0-0	1	1	0-0
Carlos Dunlap	31	16	47	8-32	0-0	8	2	1-0
Geno Atkins	24	21	45	10-55	0-0	0	0	0-0
Preston Brown	27	15	42	0-0	2-20	4	0	0-0
Dre Kirkpatrick	35	6	41	0-0	0-0	9	0	0-0
William Jackson III	34	7	41	0-0	0-0	13	0	0-0
Sam Hubbard	27	12	39	6-37	0-0	2	1	1-19
Michael Johnson	18	15	33	0-5-0	1-22	2	0	0-0
Vontaze Burfitt	16	17	33	0-0	0-0	3	0	0-0
Andrew Billings	22	10	32	2.5-14.5	0-0	0	0	0-0
Clayton Fejedelem	18	4	22	0-0	0-0	0	1	1-83
Jordan Willis	15	5	20	1-7	0-0	1	0	1-0
Darius Phillips	18	1	19	0-0	0-0	2	1	0-0
Vincent Rey	8	6	14	0-0	0-0	0	0	0-0
Kel'Varae Russell	9	3	12	0-0	0-0	1	0	0-0
Ryan Glasgow	6	5	11	0-0	0-0	0	0	0-0
Christian Ringo	6	4	10	1.5-12.5	0-0	0	0	0-0
Josh Tupou	6	3	9	0-0	0-0	0	0	0-0
Carl Lawson	2	6	6	1-7	0-0	0	0	0-0
Adolphus Washington	2	4	6	1-8	0-0	0	0	0-0
Niles Scott	4	0	4	0-0	0-0	0	0	0-0
Tony McRae	2	1	3	0-0	0-0	1	0	0-0
Malik Jefferson	1	2	3	0-0	0-0	0	0	0-0
Brandon Wilson	0	2	2	0-0	0-0	0	0	0-0

SPECIAL TEAMS*	ST	AT	TT	FF	FR-YDS	BP	BFG	BXP
Clayton Fejedelem	5	8	13	0	0-0	1	0	0
Brandon Wilson	6	3	9	0	0-0	0	0	0
Malik Jefferson	4	3	7	0	0-0	0	0	0
Tony McRae	2	4	6	1	0-0	0	0	0
Mark Walton	4	1	5	0	0-0	0	0	0
Vincent Rey	3	2	5	0	0-0	0	0	0
Brandon Bell	2	2	4	0	0-0	0	0	0
Cody Core	2	1	3	0	0-0	0	0	0
Hardy Nickerson	2	1	3	0	0-0	0	0	0
Clark Harris	1	2	3	0	0-0	0	0	0
Darius Phillips	1	2	3	0	0-0	0	0	0
Alex Erickson	2	0	2	0	0-0	0	0	0
Jordan Evans	2	0	2	0	0-0	0	0	0
Shawn Williams	2	0	2	0	0-0	0	0	0
Chris Worley	1	1	2	0	0-0	0	0	0
Tra Carson	1	0	1	0	0-0	0	0	0
Darqueze Dennard	1	0	1	0	0-0	0	0	0
Jordan Franks	1	0	1	0	0-0	0	0	0
Davontae Harris	1	0	1	0	0-0	0	0	0
Tyler Kroft	1	0	1	0	0-0	0	0	0
Matt Lengel	0	1	1	0	0-0	0	0	0
Auden Tate	0	1	1	0	0-0	0	0	0

MISCELLANEOUS DEFENSE*	ST	AT	TT	FF	FR-YDS
John Ross III.....	3	0	3	0	0-0
Tyler Boyd.....	2	0	2	0	0-0
Andy Dalton.....	2	0	2	0	0-0
Alex Erickson.....	2	0	2	0	0-0
Giovani Bernard.....	1	0	1	0	0-0
Bobby Hart.....	1	0	1	0	0-0
Joe Mixon.....	1	0	1	0	0-0
Clint Boling.....	0	1	1	0	0-0
Trey Hopkins.....	0	1	1	0	0-0

2019 STATISTICS

RECORD: 2-14-0

HEAD COACH: ZAC TAYLOR

DATE	W-L	SCORE	OPPONENT	ATTENDANCE
9-8-19	L	20-21	at Seattle	68,710
9-15-19	L	17-41	SAN FRANCISCO	50,666
9-22-19	L	17-21	at Buffalo	69,448
9-30-19	L	3-27	at Pittsburgh	57,959
10-6-19	L	23-26	ARIZONA	46,012
10-13-19	L	17-23	at Baltimore	70,051
10-20-19	L	17-27	JACKSONVILLE	42,784
10-27-19	L	10-24	vs. L.A. Rams (London)	83,720
11-3-19			— BYE —	
11-10-19	L	13-49	BALTIMORE	45,918
11-17-19	L	10-17	at Oakland	51,921
11-24-19	L	10-16	PITTSBURGH	47,423
12-1-19	W	22-6	N.Y. JETS	39,804
12-8-19	L	19-27	at Cleveland	67,431
12-15-19	L	13-34	NEW ENGLAND	57,066
12-22-19	L	35-38 (OT)	at Miami	60,968
12-29-19	W	33-23	CLEVELAND	47,759

TEAM STATISTICS	BENGALS	OPPONENTS
TOTAL FIRST DOWNS	312	328
Rushing	85	124
Passing	191	183
Penalty	36	21
3rd Down: Made-Att	80-222	89-209
3rd Down Pct.	36.0	42.6
4th Down: Made-Att	13-26	5-10
4th Down Pct.	50.0	50.0
POSSESSION AVG.	29:19	30:41
TOTAL NET YARDS	5169	6299
Avg. Per Game	323.1	393.7
Total Plays	1049	1034
Avg. Per Play	4.9	6.1
NET YARDS RUSHING	1517	2382
Avg. Per Game	94.8	148.9
Total Rushes	385	504
NET YARDS PASSING	3652	3917
Avg. Per Game	228.3	244.8
Sacked-Yards Lost	48-342	31-204
Gross Yards	3994	4121
Att.-Completions	616-356	499-308
Completion Pct.	57.8	61.7
Had Intercepted	16	11
PUNTS-AVG.	75-45.3	69-44.5
Net Punting Avg.	75-42.1	69-40.4
PENALTY-YARDS	93-761	122-988
FUMBLES-BALLS LOST	25-14	11-5
TOUCHDOWNS	28	47
Rushing	9	17
Passing	18	25
Returns	1	5

SCORE BY PERIODS	1	2	3	4	OT	PTS
BENGALS	66	87	36	90	0	279
OPPONENTS	98	132	96	91	3	420

SCORING	TD	TD-R	TD-P	TD-Rt	K-PAT	FG	S	PTS
Randy Bullock	0	0	0	0	24-25	27-31	0	105
Joe Mixon	8	5	3	0	—	—	0	48
Tyler Boyd	5	0	5	0	—	—	0	30
Andy Dalton	4	4	0	0	—	—	0	26
Tyler Eifert	3	0	3	0	—	—	0	20
John Ross III	3	0	3	0	—	—	0	18
C.J. Uzomah	2	0	2	0	—	—	0	12
Cethan Carter	1	0	1	0	—	—	0	6
Auden Tate	1	0	1	0	—	—	0	6
Brandon Wilson	1	0	0	1	—	—	0	6
(team)	—	—	—	—	—	—	1	2
BENGALS	28	9	18	1	24-25	27-31	1	279
OPPONENTS	47	17	25	5	44-45	30-34	0	420

Two-point conversions: Andy Dalton 1 (1 R), Tyler Eifert 1 (1 P). BENGALS 2-3 (1-1 R, 1-2 P), OPPONENTS 2-2 (0-0 R, 2-2 P).

Fumbles-lost: Andy Dalton 8-4, Ryan Finley 4-3, Alex Erickson 4-2, Tyler Boyd 2-2, Giovani Bernard 2-1, Trey Hopkins 2-0, John Ross III 1-1, Auden Tate 1-1, Brandon Wilson 1-0. BENGALS 24-13, OPPONENTS 11-5.

PASSING	ATT	CMP	YDS	CMP%	YDS/ATT	TD	TD%	INT	INT%	LG	SKD-YDS	RAT
Andy Dalton	528	314	3494	59.5	6.62	16	3.0	14	2.7	66t	37-249	78.3
Ryan Finley	87	41	474	47.1	5.45	2	2.3	2	2.3	47	11-93	62.1
Alex Erickson	1	1	26	100.0	26.0	0	0.0	0	0.0	26	0-0	118.8
BENGALS	616	356	3994	57.8	6.48	18	2.9	16	2.6	66t	48-342	76.2
OPPONENTS	499	308	4121	61.7	8.26	25	5.0	11	2.2	79t	31-204	95.4

RUSHING	ATT	YDS	AVG	LG	TD
Joe Mixon	278	1137	4.1	41	5
Giovani Bernard	53	170	3.2	25	0
Ryan Finley	10	77	7.7	24	0
Andy Dalton	32	73	2.3	17	4
Alex Erickson	5	33	6.6	17	0
Tyler Boyd	4	23	5.8	10	0
John Ross III	3	4	1.3	5	0
BENGALS	385	1517	3.9	41	9
OPPONENTS	504	2382	4.7	57	17

RECEIVING	REC	YDS	AVG	LG	TD
Tyler Boyd	90	1046	11.6	47	5
Alex Erickson	43	529	12.3	52	0
Tyler Eifert	43	436	10.1	27	3
Auden Tate	40	575	14.4	33	1
Joe Mixon	35	287	8.2	33	3
Giovani Bernard	30	234	7.8	35	0
John Ross III	28	506	18.1	66t	3
C.J. Uzomah	27	242	9.0	36	2
Damon Willis	9	82	9.1	17	0
Drew Sample	5	30	6.0	21	0
Stanley Morgan	3	18	6.0	9	0
Cethan Carter	2	13	6.5	8t	1
Andy Dalton	1	4	4.0	4	0
BENGALS	356	3994	11.2	66t	18
OPPONENTS	308	4121	13.4	79t	25

INTERCEPTIONS	NO	YDS	AVG	LG	TD
Darius Phillips	4	82	20.5	28	0
Jessie Bates III	3	33	11.0	20	0
Nick Vigil	1	34	34.0	34	0
William Jackson III	1	19	19.0	19	0
Shawn Williams	1	12	12.0	12	0
B.W. Webb	1	1	1.0	1	0
BENGALS	11	181	16.5	34	0
OPPONENTS	16	314	19.6	89t	4

PUNTING	NO	YDS	AVG	NET	TB	IN-20	LG	BLK.
Kevin Huber	75	3394	45.3	42.1	5	30	63	0
BENGALS	75	3394	45.3	42.1	5	30	63	0
OPPONENTS	69	3073	44.5	40.4	6	23	65	0

PUNT RETURNS	NO	FC	YDS	AVG	LG	TD
Alex Erickson	25	16	157	6.3	17	0
Darius Phillips	3	1	8	2.7	9	0
Tyler Boyd	1	0	-1	-1.0	-1	0
BENGALS	29	17	164	5.7	17	0
OPPONENTS	24	30	136	5.7	17	0

KICKOFF RETURNS	NO	YDS	AVG	LG	TD
Brandon Wilson	20	625	31.3	92t	1
Darius Phillips	17	373	21.9	37	0
Alex Erickson	4	79	19.8	26	0
Giovani Bernard	1	14	14.0	14	0
BENGALS	42	1091	26.0	92t	1
OPPONENTS	19	401	21.1	47	0

FIELD GOALS	1-19	20-29	30-39	40-49	50+
Randy Bullock	0-0	10-10	6-6	10-12	1-3
BENGALS	0-0	10-10	6-6	10-12	1-3
OPPONENTS	0-0	12-12	8-10	9-10	1-2

Randy Bullock: (39G, 45WL, 27G), (52WL, 37G), (43G), (28G), (23G, 48G, 23G), (22G), (38G), (28G), (42G, 39G), (53WL, 40G), (27G), (24G, 48WR, 47G), (34G, 44G, 28G, 46G), (34G, 48G), (20G, 57G), (47G, 46G).

Opponents: (—), (33G, 38G, 39WR), (34G, 45G, 62WL), (29G, 49G), (37WR, 23G, 20G, 22G, 31G), (40G, 49G, 21G), (21G, 29G, 37G, 26G), (23G), (—), (20G), (26G, 47G, 26G), (42G, 39G), (53G, 31G), (40G, 46G), (47WL, 37G), (42G).

USUAL STARTERS

OFFENSE	DEFENSE
WR Auden Tate	LDE Carlos Dunlap
LOT Andre Smith	NT Andrew Billings
John Jerry	DT Geno Atkins
Cordy Glenn	DT Josh Tupou
LG Michael Jordan	RDE Sam Hubbard
Billy Price	LB Nick Vigil
C Trey Hopkins	LB Preston Brown
RG John Miller	LB Germaine Pratt
ROT Bobby Hart	CB B.W. Webb
TE C.J. Uzomah	Dre Kirkpatrick
WR Tyler Boyd	CB William Jackson III
WR John Ross III	S Shawn Williams
Alex Erickson	S Jessie Bates III
QB Andy Dalton	
HB Joe Mixon	

DEFENSE*	ST	AT	TT	SKS-YDS	INT-YDS	PD	FF	FR-YDS
Shawn Williams	79	33	112	1-3	1-12	3	0	0-0
Nick Vigil	60	51	111	1-0	1-34	5	1	2-13
Jessie Bates III	71	29	100	0-0	3-33	9	1	1-0
Sam Hubbard	46	30	76	8.5-56.5	0-0	3	1	0-0
Germaine Pratt	47	25	72	0-0	0-0	0	0	0-0
Carlos Dunlap	39	24	63	9-63	0-0	8	2	0-0
Preston Brown	26	26	52	0-0	0-0	0	1	1-0
Geno Atkins	18	29	47	4.5-23.5	0-0	0	0	0-0
B.W. Webb	30	7	37	0-0	1-1	7	0	0-0
William Jackson III	26	11	37	0-0	1-19	3	0	0-0
Darqueze Dennard	25	12	37	0-0	0-0	5	0	0-0
Andrew Billings	18	17	35	1-13	0-0	0	0	0-0
Dre Kirkpatrick	27	6	33	1-9	0-0	4	0	1-11
Josh Tupou	14	13	27	0-0	0-0	0	1	0-0
Carl Lawson	17	6	23	5-36	0-0	0	0	0-0
Brandon Wilson	11	7	18	0-0	0-0	0	2	0-0
Tony McRae	13	2	15	0-0	0-0	1	0	0-0
Andrew Brown	10	4	14	0-0	0-0	0	0	0-0
Clayton Fejedelem	12	1	13	0-0	0-0	0	0	0-0
Renell Wren	4	4	8	0-0	0-0	0	0	0-0
Ryan Glasgow	1	6	7	0-0	0-0	0	0	0-0
Jordan Evans	2	4	6	0-0	0-0	1	0	0-0
Anthony Zettel	3	2	5	0-0	0-0	0	0	0-0
Darius Phillips	4	0	4	0-0	4-82	7	0	0-0
Hardy Nickerson	3	1	4	0-0	0-0	0	0	0-0
LaRoy Reynolds	2	1	3	0-0	0-0	1	0	0-0
Torry McTyer	2	0	2	0-0	0-0	0	0	0-0
Kerry Wynn	0	2	2	0-0	0-0	0	0	0-0
Greg Mabin	1	0	1	0-0	0-0	1	0	0-0

SPECIAL TEAMS*	ST	AT	TT	FF	FR-YDS	BP	BFG	BXP
Cethan Carter	4	3	7	0	0-0	0	0	0
Tony McRae	4	3	7	0	0-0	0	0	0
Jordan Evans	4	2	6	0	0-0	0	0	0
Brandon Wilson	3	3	6	0	0-0	0	0	0
Stanley Morgan	4	1	5	0	0-0	0	0	0
Samaje Perine	3	1	4	0	0-0	0	0	0
Germaine Pratt	3	1	4	0	0-0	0	0	0
LaRoy Reynolds	3	0	3	0	0-0	0	0	0
Hardy Nickerson	2	0	2	0	0-0	0	0	0
Preston Brown	1	1	2	0	0-0	0	0	0
Clayton Fejedelem	1	1	2	0	0-0	0	0	0
Shawn Williams	1	1	2	0	0-0	0	0	0
Greg Mabin	1	0	1	0	0-0	0	0	0
Trayvon Henderson	0	1	1	0	0-0	0	0	0
Darius Phillips	0	1	1	0	0-0	0	0	0
C.J. Uzomah	0	1	1	0	0-0	0	0	0
Kerry Wynn	0	1	1	0	0-0	0	0	0

MISCELLANEOUS DEFENSE*	ST	AT	TT	FF	FR-YDS
Tyler Boyd	3	0	3	0	0-0
Tyler Eifert	3	0	3	0	0-0
Andy Dalton	2	0	2	0	0-0
Trey Hopkins	1	1	2	0	0-0
Giovani Bernard	1	0	1	0	0-0
Alex Erickson	1	0	1	0	0-0
Cordy Glenn	1	0	1	0	0-0
John Jerry	1	0	1	0	0-0
John Ross	1	0	1	0	0-0
Drew Sample	1	0	1	0	0-0
Andre Smith	1	0	1	0	0-0
C.J. Uzomah	1	0	1	0	0-0
John Miller	0	1	1	0	0-0

* NOTE: All defensive statistics above are press box statistics produced at the games.

2020 STATISTICS

RECORD: 4-11-1

HEAD COACH: ZAC TAYLOR

DATE	W-L	SCORE	OPPONENT	ATTENDANCE
9-13-20	L	13-16	L.A. CHARGERS	—
9-17-20	L	30-35	at Cleveland	6000
9-27-20	T	23-23 (OT)	at Philadelphia	—
10-4-20	W	33-25	JACKSONVILLE	6243
10-11-20	L	3-27	at Baltimore	—
10-18-20	L	27-31	at Indianapolis	12,453
10-25-20	L	34-37	CLEVELAND	9732
11-1-20	W	31-20	TENNESSEE	9712
11-8-20		— BYE —		
11-15-20	L	10-36	at Pittsburgh	5909
11-22-20	L	9-20	at Washington	—
11-29-20	L	17-19	N.Y. GIANTS	10,208
12-6-20	L	7-19	at Miami	12,577
12-13-20	L	7-30	DALLAS	10,322
12-21-20	W	27-17	PITTSBURGH	10,249
12-27-20	W	37-31	at Houston	12,344
1-3-21	L	3-38	BALTIMORE	10,499

TEAM STATISTICS	BENGALS	OPPONENTS
TOTAL FIRST DOWNS	318	343
Rushing	92	126
Passing	201	192
Penalty	25	25
3rd Down: Made-Att	77-213	91-210
3rd Down Pct.	36.2	43.3
4th Down: Made-Att	19-27	10-16
4th Down Pct.	70.4	62.5
POSSESSION AVG.	30:50	29:10
TOTAL NET YARDS	5116	6227
Avg. Per Game	319.8	389.2
Total Plays	1040	1021
Avg. Per Play	4.9	6.1
NET YARDS RUSHING	1668	2368
Avg. Per Game	104.3	148.0
Total Rushes	463	463
NET YARDS PASSING	3448	3859
Avg. Per Game	215.5	241.2
Sacked-Yards Lost	48-345	17-83
Gross Yards	3793	3942
Att.-Completions	581-372	541-340
Completion Pct.	64.0	62.8
Had Intercepted	11	11
PUNTS-AVG.	71-47.2	59-47.4
Net Punting Avg.	71-42.8	59-41.4
PENALTY-YARDS	83-675	99-795
FUMBLES-BALLS LOST	20-13	14-6
TOUCHDOWNS	33	47
Rushing	13	13
Passing	19	32
Returns	1	2

SCORE BY PERIODS	1	2	3	4	OT	PTS
BENGALS	61	107	53	90	0	311
OPPONENTS	76	121	98	129	0	424

SCORING	TD	TD-R	TD-P	TD-Rt	K-PAT	FG	S	PTS
Randy Bullock	0	0	0	0	24-25	21-26	0	87
Giovani Bernard	6	3	3	0	—	—	0	36
Tee Higgins	6	0	6	0	—	—	0	36
Austin Seibert	0	0	0	0	8-8	6-8	0	26
Tyler Boyd	4	0	4	0	—	—	0	24
Joe Mixon	4	3	1	0	—	—	0	24
Joe Burrow	3	3	0	0	—	—	0	18
Samaje Perine	3	3	0	0	—	—	0	18
A.J. Green	2	0	2	0	—	—	0	12
Ryan Finley	1	1	0	0	—	—	0	6
Drew Sample	1	0	1	0	—	—	0	6
Mike D. Thomas	1	0	1	0	—	—	0	6
C.J. Uzomah	1	0	1	0	—	—	0	6
Brandon Wilson	1	0	0	1	—	—	0	6
BENGALS	33	13	19	1	32-33	27-34	0	311
OPPONENTS	47	13	32	2	43-44	33-38	0	424

Two-point conversions: None. BENGALS 0-0 (0-0 R, 0-0 P), OPPONENTS 0-3 (0-0 R, 0-3 P).

Fumbles-lost: Joe Burrow 9-4, Alex Erickson 2-2, Brandon Allen 1-1, Giovani Bernard 1-1, Tee Higgins 1-1, Joe Mixon 1-1, Drew Sample 1-1, Mike D. Thomas 1-1, Trayveon Williams 1-1, Tyler Boyd 1-0, Billy Price 1-0. BENGALS 20-13, OPPONENTS 14-6.

PASSING	ATT	CMP	YDS	CMP%	YDS/ATT	TD	TD%	INT	INT%	LG	SKD-YDS	RAT
Joe Burrow	404	264	2688	65.3	6.65	13	3.2	5	1.2	67	32-231	89.8
Brandon Allen	142	90	925	63.4	6.51	5	3.5	4	2.8	72t	7-51	82.0
Ryan Finley	32	17	164	53.1	5.13	1	3.1	2	6.3	30	9-63	52.1
Tyler Boyd	2	1	16	50.0	8.00	0	0.0	0	0.0	16	0-0	77.1
Alex Erickson	1	0	0	0.0	0.00	0	0.0	0	0.0	—	0-0	39.6
BENGALS	581	372	3793	64.0	6.53	19	3.3	11	1.9	72t	48-345	85.7
OPPONENTS	541	340	3942	62.8	7.29	32	5.9	11	2.0	55	17-83	96.1

RUSHING	ATT	YDS	AVG	LG	TD
Joe Mixon	119	428	3.6	34t	3
Giovani Bernard	124	416	3.4	15	3
Samaje Perine	63	301	4.8	46t	3
Trayveon Williams	26	157	6.0	55	0
Joe Burrow	37	142	3.8	23t	3
Ryan Finley	11	66	6.0	23t	1
Tyler Boyd	5	49	9.8	25	0
Shawn Williams	2	46	23.0	39	0
Tee Higgins	5	28	5.6	13	0
Brandon Allen	13	27	2.1	4	0
Alex Erickson	5	7	1.4	7	0
Mike D. Thomas	1	1	1.0	1	0
BENGALS	411	1668	4.1	55	13
OPPONENTS	463	2368	5.1	72t	13

RECEIVING	REC	YDS	AVG	LG	TD
Tyler Boyd	79	841	10.6	72t	4
Tee Higgins	67	908	13.6	67	6
A.J. Green	47	523	11.1	33	2
Giovani Bernard	47	355	7.6	42	3
Drew Sample	40	349	8.7	23	1
Joe Mixon	21	138	6.6	19	1
Auden Tate	14	150	10.7	19	0
Mike D. Thomas	13	132	10.2	29	1
Alex Erickson	12	139	11.6	42	0
Samaje Perine	11	66	6.0	15	0
C.J. Uzomah	8	87	10.9	23t	1
Cethan Carter	5	53	10.6	24	0
Trayveon Williams	5	30	6.0	13	0
John Ross III	2	17	8.5	15	0
Trenton Irwin	1	5	5.0	5	0
BENGALS	372	3793	10.2	72t	19
OPPONENTS	340	3942	11.6	55	32

INTERCEPTIONS	NO	YDS	AVG	LG	TD
Jessie Bates III	3	12	4.0	12	0
Logan Wilson	2	0	0.0	0	0
William Jackson III	1	30	30.0	30	0
Mackensie Alexander	1	21	21.0	21	0
Darius Phillips	1	21	21.0	21	0
Akeem Davis-Gaither	1	0	0.0	0	0
Jordan Evans	1	0	0.0	0	0
LeShaun Sims	1	0	0.0	0	0
BENGALS	11	84	7.6	30	0
OPPONENTS	11	23	2.1	12	0

PUNTING	NO	YDS	AVG	NET	TB	IN-20	LG	BLK.
Kevin Huber	71	3350	47.2	42.8	7	19	72	0
BENGALS	71	3350	47.2	42.8	7	19	72	0
OPPONENTS	59	2797	47.4	41.4	6	21	63	0

PUNT RETURNS	NO	FC	YDS	AVG	LG	TD
Alex Erickson	23	20	232	10.1	29	0
BENGALS	23	20	232	10.1	29	0
OPPONENTS	29	16	170	5.9	42	0

KICKOFF RETURNS	NO	YDS	AVG	LG	TD
Brandon Wilson	24	629	26.2	103t	1
Alex Erickson	3	71	23.7	24	0
Giovani Bernard	2	38	19.0	24	0
Khalid Kareem	1	13	13.0	13	0
Samaje Perine	1	13	13.0	13	0
BENGALS	31	764	24.6	103t	1
OPPONENTS	18	415	23.1	60	0

FIELD GOALS	1-19	20-29	30-39	40-49	50+
Randy Bullock	0-0	3-3	8-10	7-8	3-5
Austin Seibert	0-0	0-0	5-5	1-2	0-1
BENGALS	0-0	3-3	13-15	8-10	3-6
OPPONENTS	1-1	9-9	9-10	10-11	4-7

Randy Bullock: (50G, 43G, 31WR), (38G, 43G, 27G), (48G, 31G, 25G), (35G, 40G, 46G, 30G), (38G), (47G, 55G, 48RU), (37G, 23G), (33G), (37G), (34RU, 53G, 58RU), (44G), (53WL), (—), (—), (—), (—).

Austin Seibert: (—), (—), (—), (—), (—), (—), (—), (—), (—), (—), (—), (—), (34G, 55WR, 33G), (49WL, 35G, 48G, 36G), (38G).

Opponents: (24G, 43G, 50WR, 22G), (—), (27G, 42G, 54G), (48WL, 32G, 20G, 50G, 30G), (46G, 61WR, 39G), (40G), (43G), (53RU), (41G, 30G, 45G), (32G, 50G, 38WR), (49G, 40G, 39G, 32G), (25G, 48G, 23G, 19G), (34G, 20G, 55G), (25G), (21G), (34G).

USUAL STARTERS

OFFENSE	DEFENSE
WR A.J. Green	LDE Sam Hubbard
LOT Jonah Williams	NT Mike Daniels
LG Michael Jordan	DT Christian Covington
C Trey Hopkins	RDE Carl Lawson
RG Alex Redmond	LB Josh Byrnes
Quinton Spain	LB Germaine Pratt
ROT Bobby Hart	NCB Mackensie Alexander
TE Drew Sample	CB LeShaun Sims
WR Tyler Boyd	CB Darius Phillips
WR Tee Higgins	CB William Jackson III
QB Joe Burrow	S Vonn Bell
HB Giovani Bernard	S Jessie Bates III
Joe Mixon	

DEFENSE*	ST	AT	TT	SKS-YDS	INT-YDS	PD	FF	FR-YDS
Vonn Bell	67	47	114	0-0	0-0	5	3	2-65
Jessie Bates III	76	31	107	0-0	3-12	15	1	0-0
Josh Byrnes	53	46	99	1-0	0-0	2	0	1-0
Germaine Pratt	54	34	88	0-0	0-0	2	0	0-0
Sam Hubbard	33	29	62	2-8	0-0	3	1	0-0
LeShaun Sims	38	14	52	0-0	1-0	4	0	0-0
Mackensie Alexander	32	15	47	0-0	1-21	6	0	0-0
William Jackson III	38	7	45	0-0	1-30	11	0	0-0
Christian Covington	14	25	39	0-0	0-0	0	0	0-0
Darius Phillips	29	7	36	0-0	1-21	12	2	0-0
Carl Lawson	18	18	36	5.5-31	0-0	0	2	0-0
Logan Wilson	19	8	27	1-10	2-0	3	0	0-0
Akeem Davis-Gaither	16	10	26	0.5-0	1-0	3	0	0-0
Xavier Williams	10	12	22	1-0	0-0	0	0	1-0
Khalid Kareem	10	19	19	1-0	0-0	0	0	0-0
D.J. Reader	8	11	19	0-0	0-0	2	0	0-0
Carlos Dunlap	13	5	18	1-9	0-0	2	0	0-0
Mike Daniels	7	10	17	0-0	0-0	0	0	0-0
Amani Bledsoe	6	11	17	0-0	0-0	2	0	0-0
Tony Brown	7	4	11	0-0	0-0	1	0	0-0
Shawn Williams	7	2	9	0-0	0-0	1	0	0-0
Khalil McKenzie	4	4	8	0-0	0-0	0	0	0-0
Jordan Evans	4	3	7	2-17	1-0	1	0	1-0
Margus Hunt	5	1	6	1-4	0-0	4	0	1-0
Brandon Wilson	4	0	4	0-0	0-0	0	1	0-0
Jalen Davis	3	1	4	0-0	0-0	0	0	0-0
Freedom Akinmoladun	1	2	0	0-0	0-0	0	0	0-0
Andrew Brown	1	1	2	1-4	0-0	0	0	0-0
Geno Atkins	1	0	1	0-0	0-0	0	0	0-0
Markus Bailey	0	0	0	0-0	0-0	1	0	0-0

SPECIAL TEAMS*	ST	AT	TT	FF	FR-YDS	BP	BFG	BXP
Cethan Carter.....	6	4	10	0	0-0	0	0	0
Brandon Wilson.....	5	4	9	0	0-0	0	0	0
Shawn Williams.....	5	2	7	0	0-0	0	0	0
Logan Wilson.....	4	2	6	0	0-0	0	0	0
Akeem Davis-Gaither.....	4	1	5	0	0-0	0	0	0
Jordan Evans.....	1	3	4	0	0-0	0	0	0
Samaje Perine.....	2	1	3	0	0-0	0	0	0
Stanley Morgan.....	1	2	3	0	0-0	0	0	0
Jessie Bates III.....	2	0	2	0	0-0	0	0	0
Darius Phillips.....	1	1	2	0	0-0	0	0	0
Tony Brown.....	0	2	2	0	0-0	0	0	0
Markus Bailey.....	1	0	1	0	0-0	0	0	0
Clark Harris.....	1	0	1	0	0-0	0	0	0
Germaine Pratt.....	1	0	1	0	0-0	0	0	0
Mike D. Thomas.....	1	0	1	0	0-0	0	0	0
Mason Schreck.....	1	0	1	0	0-0	0	0	0
Keandre Jones.....	0	1	1	0	0-0	0	0	0

OFFENSE/DEFENSE YEAR-BY-YEAR TOTALS

OFFENSE							DEFENSE						
YEAR	PLAYS	FIRST DOWNS	NET YDS RUSH	NET YDS PASS	TOTAL NET YDS	PTS	YEAR	PLAYS	FIRST DOWNS	NET YDS RUSH	NET YDS PASS	TOTAL NET YDS	PTS
1968	772	171	1807	1619	3426	215	1968	916	275	2097	2620	4717	329
1969	728	172	1523	2345	3868	280	1969	935	278	2651	2686	5337	367
1970	831	210	2057	1870	3927	312	1970	874	236	1543	2635	4178	255
1971	867	236	2142	2124	4266	284	1971	811	213	1778	2128	3906	265
1972	899	255	1996	2321	4317	299	1972	794	207	1815	1737	3552	229
1973	871	252	2236	2276	4512	286	1973	840	219	1807	1898	3705	231
1974	835	260	1978	2511	4489	283	1974	892	256	2152	1790	3942	259
1975	966	295	1819	3241	5060	340	1975	889	241	2194	1729	3923	246
1976	878	238	2109	2191	4300	335	1976	930	234	1912	1758	3670	210
1977	904	248	1861	2333	4194	238	1977	901	253	1897	2227	4124	235
1978	1034	271	2131	2741	4872	252	1978	1036	269	2396	2236	4632	284
1979	1049	289	2329	2310	4639	337	1979	1052	334	2219	3692	5911	421
1980	1060	283	2069	2815	4884	244	1980	995	286	1680	3124	4804	312
1981	1078	361	1973	3995	5968	421	1981	1055	324	1881	3408	5289	304
1982	606	207	949	2339	3288	232	1982	551	170	850	2043	2893	177
1983	1036	327	2104	3183	5287	346	1983	973	276	1499	2828	4327	302
1984	1081	339	2179	3301	5480	339	1984	1034	322	1868	3391	5259	339
1985	1062	344	2183	3717	5900	441	1985	1019	337	1999	3664	5663	437
1986	1046	348	2533	3957	6490	409	1986	1051	336	2122	3152	5274	394
1987	1045	319	2164	3213	5377	285	1987	937	286	1641	3056	4697	370
1988	985	351	2710	3347	6057	448	1988	1059	322	2048	3134	5182	329
1989	1083	348	2483	3618	6101	404	1989	997	280	2162	3135	5297	285
1990	943	277	2120	2943	5063	360	1990	1010	308	2085	3520	5605	352
1991	993	286	1811	3158	4969	263	1991	980	308	1662	3990	5652	435
1992	934	248	1976	1943	3919	274	1992	1024	319	2007	3326	5333	364
1993	986	239	1511	2541	4052	187	1993	1000	306	2220	2798	5018	319
1994	990	267	1556	3236	4792	276	1994	1053	310	1906	3248	5154	406
1995	975	288	1439	3753	5192	349	1995	1127	355	2104	4245	6349	374
1996	1088	332	1793	3432	5225	372	1996	1047	317	1643	3826	5469	369
1997	1002	310	1966	3316	5282	355	1997	1091	351	2223	3459	5682	405
1998	979	271	1639	3185	4824	268	1998	992	310	2612	3151	5763	452
1999	1039	293	2051	3226	5277	283	1999	1011	316	1699	3798	5497	460
2000	1001	254	2314	1946	4260	185	2000	1068	307	1925	3562	5487	359
2001	1071	294	1712	3088	4800	226	2001	1013	281	1675	3157	4832	309
2002	1054	315	1730	3476	5206	279	2002	976	315	2003	3262	5265	456
2003	1038	313	1987	3342	5329	346	2003	999	320	2218	3402	5620	384
2004	1004	286	1839	3301	5140	374	2004	1031	303	2062	3303	5365	372
2005	1018	342	1910	3820	5730	421	2005	976	321	1850	3569	5419	350
2006	994	313	1629	3833	5462	373	2006	1038	337	1863	3818	5681	331
2007	1008	320	1556	4012	5568	380	2007	1011	313	1893	3687	5580	385
2008	984	245	1520	2406	3926	204	2008	1013	296	1921	3287	5208	364
2009	1011	295	2056	2890	4946	305	2009	980	276	1573	3249	4822	291
2010	1046	317	1522	3767	5289	322	2010	957	290	1843	3469	5312	395
2011	1015	285	1778	3340	5118	344	2011	1009	284	1675	3385	5060	323
2012	1016	292	1745	3578	5323	391	2012	1034	307	1715	3400	5115	320
2013	1097	330	1755	4136	5891	430	2013	1042	282	1544	3344	4888	305
2014	1018	313	2147	3421	5568	365	2014	1067	337	1861	3888	5749	344
2015	1004	324	1805	3923	5728	419	2015	1032	307	1477	3976	5453	279
2016	1050	341	1769	3942	5711	325	2016	1038	327	1812	3800	5612	315
2017	927	267	1366	3122	4488	290	2017	1091	325	2046	3379	5425	349
2018	938	304	1682	3290	4972	368	2018	1084	372	2204	4414	6618	455
2019	1049	312	1517	3652	5169	279	2019	1034	328	2382	3917	6299	420
2020	1040	318	1668	3448	5116	311	2020	1021	343	2368	3859	6227	424
2021	1046	337	1742	4403	6145	460	2021	1075	339	1742	4222	5964	376

OFFENSE/DEFENSE YEAR-BY-YEAR RANKINGS

OFFENSE				DEFENSE			
YEAR (# of teams in league)	TOTAL	RUSH	PASS	YEAR (# of teams in league)	TOTAL	RUSH	PASS
1968 (AFL/10 teams)	8 (244.7)	3 (129.1)	9 (115.6)	1968 (AFL/10 teams)	8 (336.9)	9 (149.8)	6 (187.1)
1969 (AFL/10 teams)	7 (276.3)	7 (108.8)	T-7 (167.5)	1969 (AFL/10 teams)	10 (381.2)	10 (189.4)	7 (191.9)
1970 (26 teams)	16 (280.5)	4 (146.9)	21 (133.6)	1970 (26 teams)	20 (298.4)	9 (110.2)	25 (188.2)
1971 (26 teams)	6 (304.7)	6 (153.0)	T-14 (151.7)	1971 (26 teams)	12 (279.0)	13 (127.0)	13 (152.0)
1972 (26 teams)	9 (308.4)	14 (142.6)	9 (165.8)	1972 (26 teams)	3 (253.7)	12 (129.6)	4 (124.1)
1973 (26 teams)	5 (322.3)	7 (159.7)	8 (162.6)	1973 (26 teams)	8 (264.6)	8 (129.1)	13 (135.6)
1974 (26 teams)	4 (320.6)	12 (141.3)	4 (179.4)	1974 (26 teams)	11 (281.6)	22 (153.7)	4 (127.9)
1975 (26 teams)	2 (361.4)	17 (129.9)	*1 (231.5)	1975 (26 teams)	7 (280.2)	18 (156.7)	2 (123.5)
1976 (28 teams)	15 (307.1)	15 (150.6)	13 (156.5)	1976 (28 teams)	5 (262.1)	11 (136.6)	3 (125.6)
1977 (28 teams)	13 (299.6)	T-18 (132.9)	7 (166.6)	1977 (28 teams)	21 (294.6)	13 (135.5)	23 (159.1)
1978 (28 teams)	11 (304.5)	18 (133.2)	10 (171.3)	1978 (28 teams)	10 (289.5)	T-19 (149.8)	3 (139.8)
1979 (28 teams)	23 (289.9)	11 (145.6)	24 (144.4)	1979 (28 teams)	28 (369.4)	16 (138.7)	27 (230.8)
1980 (28 teams)	19 (305.3)	12 (129.3)	21 (175.9)	1980 (28 teams)	9 (300.3)	4 (105.0)	13 (195.3)
1981 (28 teams)	2 (373.0)	17 (123.3)	3 (249.7)	1981 (28 teams)	12 (330.6)	9 (117.6)	22 (213.0)
1982 (28 teams)	2 (365.3)	20 (105.4)	3 (259.9)	1982 (28 teams)	18 (321.4)	3 (94.4)	22 (227.0)
1983 (28 teams)	14 (330.4)	16 (131.5)	14 (198.9)	1983 (28 teams)	*1 (270.4)	T-2 (93.7)	3 (176.8)
1984 (28 teams)	5 (342.5)	T-6 (136.2)	T-13 (206.3)	1984 (28 teams)	13 (328.7)	11 (116.8)	18 (211.9)
1985 (28 teams)	3 (368.8)	12 (136.4)	4 (232.3)	1985 (28 teams)	22 (353.9)	15 (124.9)	24 (229.0)
1986 (28 teams)	*1 (405.6)	2 (158.3)	3 (247.3)	1986 (28 teams)	20 (329.6)	22 (132.6)	10 (197.0)
1987 (28 teams)	5 (358.5)	4 (144.3)	9 (214.2)	1987 (28 teams)	8 (313.1)	8 (109.4)	14 (203.7)
1988 (28 teams)	*1 (378.6)	*1 (169.4)	11 (209.2)	1988 (28 teams)	15 (323.9)	18 (128.0)	10 (195.9)
1989 (28 teams)	3 (381.3)	*1 (155.2)	7 (226.1)	1989 (28 teams)	7 (331.1)	10 (135.1)	9 (195.9)
1990 (28 teams)	9 (316.4)	5 (132.5)	15 (183.9)	1990 (28 teams)	25 (350.3)	22 (130.3)	26 (220.0)
1991 (28 teams)	14 (310.6)	12 (113.2)	11 (197.4)	1991 (28 teams)	28 (353.3)	13 (103.9)	28 (249.4)
1992 (28 teams)	26 (244.9)	8 (123.5)	27 (121.4)	1992 (28 teams)	26 (333.3)	24 (125.4)	25 (207.9)
1993 (28 teams)	27 (253.3)	24 (94.4)	27 (158.8)	1993 (28 teams)	16 (313.6)	27 (138.8)	2 (174.9)
1994 (28 teams)	18 (299.5)	18 (97.3)	18 (202.3)	1994 (28 teams)	15 (322.1)	23 (119.1)	9 (203.0)
1995 (30 teams)	17 (324.5)	24 (89.9)	11 (234.6)	1995 (30 teams)	30 (396.8)	26 (131.5)	29 (265.3)
1996 (30 teams)	10 (326.6)	13 (112.1)	12 (214.5)	1996 (30 teams)	25 (341.8)	12 (102.7)	29 (239.1)
1997 (30 teams)	10 (330.1)	9 (122.9)	13 (207.3)	1997 (30 teams)	28 (355.1)	29 (138.9)	21 (216.2)
1998 (30 teams)	17 (301.5)	19 (102.4)	17 (199.1)	1998 (30 teams)	28 (360.2)	30 (163.3)	12 (196.9)
1999 (31 teams)	15 (329.8)	T-6 (128.2)	23 (201.6)	1999 (31 teams)	25 (343.6)	16 (106.2)	28 (237.4)
2000 (31 teams)	29 (266.3)	2 (144.6)	31 (121.6)	2000 (31 teams)	22 (342.9)	24 (120.3)	23 (222.6)
2001 (31 teams)	23 (300.0)	T-18 (107.0)	23 (193.0)	2001 (31 teams)	9 (302.0)	11 (104.7)	12 (197.3)
2002 (32 teams)	18 (325.4)	21 (108.1)	13 (217.3)	2002 (32 teams)	17 (329.1)	22 (125.2)	13 (203.9)
2003 (32 teams)	13 (333.1)	13 (124.2)	12 (208.9)	2003 (32 teams)	28 (351.3)	T-25 (138.6)	24 (212.6)
2004 (32 teams)	18 (321.3)	17 (114.9)	17 (206.3)	2004 (32 teams)	19 (335.3)	26 (128.9)	13 (206.4)
2005 (32 teams)	6 (358.1)	11 (119.4)	5 (238.8)	2005 (32 teams)	28 (338.7)	20 (115.6)	26 (223.1)
2006 (32 teams)	8 (341.4)	26 (101.8)	6 (239.6)	2006 (32 teams)	30 (355.1)	15 (116.4)	T-31 (238.6)
2007 (32 teams)	10 (348.0)	24 (97.3)	7 (250.8)	2007 (32 teams)	27 (348.8)	21 (118.3)	26 (230.4)
2008 (32 teams)	32 (245.4)	29 (95.0)	30 (150.4)	2008 (32 teams)	12 (325.5)	21 (120.1)	15 (205.4)
2009 (32 teams)	24 (309.1)	9 (128.5)	26 (180.6)	2009 (32 teams)	4 (301.4)	7 (98.3)	6 (203.1)
2010 (32 teams)	20 (330.6)	27 (95.1)	13 (235.4)	2010 (32 teams)	15 (332.0)	19 (115.2)	T-14 (216.8)
2011 (32 teams)	20 (319.9)	19 (111.1)	20 (208.8)	2011 (32 teams)	7 (316.3)	10 (104.7)	9 (211.6)
2012 (32 teams)	22 (332.7)	18 (109.1)	17 (223.6)	2012 (32 teams)	6 (319.7)	12 (107.2)	7 (212.5)
2013 (32 teams)	10 (368.2)	18 (109.7)	8 (258.5)	2013 (32 teams)	3 (305.5)	5 (96.5)	5 (209.0)
2014 (32 teams)	15 (348.0)	6 (134.2)	21 (213.8)	2014 (32 teams)	22 (359.3)	20 (116.3)	20 (243.0)
2015 (32 teams)	15 (358.0)	13 (112.8)	15 (245.2)	2015 (32 teams)	11 (340.8)	7 (92.3)	20 (248.5)
2016 (32 teams)	13 (356.9)	13 (110.6)	15 (246.4)	2016 (32 teams)	17 (350.8)	21 (113.3)	11 (237.5)
2017 (32 teams)	32 (280.5)	31 (85.4)	27 (195.1)	2017 (32 teams)	18 (339.1)	30 (127.9)	8 (211.2)
2018 (32 teams)	26 (310.8)	21 (105.1)	24 (205.6)	2018 (32 teams)	32 (413.6)	29 (137.8)	32 (275.9)
2019 (32 teams)	26 (323.1)	25 (94.8)	19 (228.3)	2019 (32 teams)	29 (393.7)	32 (148.9)	21 (244.8)
2020 (32 teams)	29 (319.8)	24 (104.3)	27 (215.5)	2020 (32 teams)	26 (389.2)	29 (148.0)	19 (241.2)
2021 (32 teams)	13 (361.5)	23 (102.5)	7 (259.0)	2021 (32 teams)	18 (350.8)	5 (102.5)	26 (248.4)

Rankings based on average yards per game.

T — tied; * — led league.

YEAR-BY-YEAR INDIVIDUAL LEADERS

SCORING							
YEAR	PLAYER	TD	TD-R	TD-P	TD-Rt	PAT	FG S PTS
1968	Dale Livingston.....	0	0	0	0	20-20	13-26 0 59
1969	Horst Muhlmann.....	0	0	0	0	32-33	16-24 0 80
1970	Horst Muhlmann.....	0	0	0	0	33-33	25-37 0 108
1971	Horst Muhlmann.....	0	0	0	0	31-31	20-36 0 91
1972	Horst Muhlmann.....	0	0	0	0	30-31	27-40 0 111
1973	Horst Muhlmann.....	0	0	0	0	31-32	21-31 0 94
1974	Horst Muhlmann.....	0	0	0	0	32-35	11-18 0 65
1975	Dave Green.....	0	0	0	0	40-45	10-21 0 70
1976	Chris Bahr.....	0	0	0	0	39-42	14-27 0 81
1977	Chris Bahr.....	0	0	0	0	25-26	19-27 0 82
1978	Chris Bahr.....	0	0	0	0	26-29	16-30 0 74
1979	Pete Johnson.....	15	14	1	0	—	— 0 90
1980	Ian Sunter.....	0	0	0	0	15-15	11-20 0 48
1981	Jim Breech.....	0	0	0	0	49-51	22-32 0 115
1982	Jim Breech.....	0	0	0	0	25-26	14-18 0 67
1983	Jim Breech.....	0	0	0	0	39-41	16-23 0 87
1984	Jim Breech.....	0	0	0	0	37-37	22-31 0 103
1985	Jim Breech.....	0	0	0	0	48-50	24-33 0 120
1986	Jim Breech.....	0	0	0	0	50-51	17-32 0 101
1987	Jim Breech.....	0	0	0	0	25-27	24-30 0 97
1988	Ickey Woods.....	15	15	0	0	—	— 0 90
1989	Jim Breech.....	0	0	0	0	37-38	12-14 0 73
1990	Jim Breech.....	0	0	0	0	41-44	17-21 0 92
1991	Jim Breech.....	0	0	0	0	27-27	23-29 0 96
1992	Jim Breech.....	0	0	0	0	31-31	19-27 0 88
1993	Doug Pelfrey.....	0	0	0	0	13-16	24-31 0 85
1994	Doug Pelfrey.....	0	0	0	0	24-25	28-33 0 108
1995	Doug Pelfrey.....	0	0	0	0	34-34	29-36 0 121
1996	Doug Pelfrey.....	0	0	0	0	41-41	23-28 0 110
1997	Doug Pelfrey.....	0	0	0	0	41-43	12-16 0 77
1998	Doug Pelfrey.....	0	0	0	0	21-21	19-27 0 78
1999	Doug Pelfrey.....	0	0	0	0	27-27	18-27 0 81
2000	Neil Rackers.....	0	0	0	0	21-21	12-21 0 57
2001	Corey Dillon.....	13	10	3	0	—	— 0 78
2002	Neil Rackers.....	0	0	0	0	30-32	15-18 0 75
2003	Shayne Graham.....	0	0	0	0	40-40	22-25 0 106
2004	Shayne Graham.....	0	0	0	0	41-41	27-31 0 122
2005	Shayne Graham.....	0	0	0	0	47-47	28-32 0 131
2006	Shayne Graham.....	0	0	0	0	40-42	25-30 0 115
2007	Shayne Graham.....	0	0	0	0	37-37	31-34 0 130
2008	Shayne Graham.....	0	0	0	0	15-15	21-24 0 78
2009	Shayne Graham.....	0	0	0	0	28-29	23-28 0 97
2010	Mike Nugent.....	0	0	0	0	17-17	15-19 0 62
2011	Mike Nugent.....	0	0	0	0	33-34	33-38 0 132
2012	Mike Nugent.....	0	0	0	0	35-35	19-23 0 92
2013	Mike Nugent.....	0	0	0	0	52-53	18-22 0 106
2014	Mike Nugent.....	0	0	0	0	39-39	26-33 0 117
2015	Mike Nugent.....	0	0	0	0	48-49	23-28 0 117
2016	Mike Nugent.....	0	0	0	0	23-29	23-29 0 92
2017	Randy Bullock.....	0	0	0	0	31-33	18-20 0 85
2018	Randy Bullock.....	0	0	0	0	39-41	19-23 0 96
2019	Randy Bullock.....	0	0	0	0	24-25	27-31 0 105
2020	Randy Bullock.....	0	0	0	0	24-25	21-26 0 87
2021	Evan McPherson.....	0	0	0	0	46-48	28-33 0 130

PASSING													
YEAR	PLAYER	ATT	CMP	YDS	CMP%	YDS/ATT	TD	TD%	INT	INT%	LG	SKD-YDS	RAT
1968	John Stofa.....	177	85	896	48.0	5.06	5	2.8	5	2.8	60	17-140	60.8
1969	Greg Cook.....	197	106	1854	53.8	9.41	15	7.6	11	5.6	78t	29-195	88.3
1970	Virgil Carter.....	278	143	1647	51.4	5.92	9	3.2	9	3.2	56t	21-154	66.9
1971	Virgil Carter.....	222	138	1624	62.2	7.32	10	4.5	7	3.2	90t	13-122	86.2
1972	Ken Anderson.....	301	171	1918	56.8	6.37	7	2.3	7	2.3	65t	18-155	74.0
1973	Ken Anderson.....	329	179	2428	54.4	7.38	18	5.5	12	3.6	78t	24-163	81.2
1974	Ken Anderson.....	328	213	2667	64.9	8.13	18	5.5	10	3.0	77t	36-292	95.7
1975	Ken Anderson.....	377	228	3169	60.5	8.41	21	5.6	11	2.9	55	32-247	93.9
1976	Ken Anderson.....	338	179	2367	53.0	7.00	19	5.6	14	4.1	85t	34-235	76.9
1977	Ken Anderson.....	323	166	2145	51.4	6.64	11	3.4	11	3.4	94t	28-197	69.7
1978	Ken Anderson.....	319	173	2219	54.2	6.96	10	3.1	22	6.9	57	30-237	58.0
1979	Ken Anderson.....	339	189	2340	55.8	6.90	16	4.7	10	2.9	73t	46-324	80.7
1980	Ken Anderson.....	275	166	1778	60.4	6.47	6	2.2	13	4.7	67t	24-174	66.9
1981	Ken Anderson.....	479	300	3754	62.6	7.84	29	6.1	10	2.1	74t	25-140	98.4
1982	Ken Anderson.....	309	218	2495	70.6	8.07	12	3.9	9	2.9	56t	26-154	95.3
1983	Ken Anderson.....	297	198	2333	66.7	7.86	12	4.0	13	4.4	80t	25-187	85.6
1984	Ken Anderson.....	275	175	2107	63.6	7.66	10	3.6	12	4.4	80t	24-191	81.0
1985	Boomer Esiason.....	431	251	3443	58.2	7.99	27	6.3	12	2.8	68t	32-289	93.2
1986	Boomer Esiason.....	469	273	3959	58.2	8.44	24	5.1	17	3.6	57	26-194	87.7
1987	Boomer Esiason.....	440	240	3321	54.5	7.55	16	3.6	19	4.3	61t	26-209	73.1
1988	Boomer Esiason.....	388	223	3572	57.5	9.21	28	7.2	14	3.6	86t	30-245	97.4
1989	Boomer Esiason.....	455	258	3525	56.7	7.75	28	6.2	11	2.4	74t	36-288	92.1
1990	Boomer Esiason.....	402	224	3031	55.7	7.54	24	6.0	22	5.5	53	31-198	77.0
1991	Boomer Esiason.....	413	233	2883	56.4	6.98	13	3.1	16	3.9	53	25-190	72.5
1992	Boomer Esiason.....	278	144	1407	51.8	5.06	11	4.0	15	5.4	38	19-150	57.0
1993	David Klingler.....	343	190	1935	55.4	5.64	6	1.7	9	2.6	51	40-202	66.6
1994	Jeff Blake.....	306	156	2154	51.0	7.04	14	4.6	9	2.9	76	19-120	76.9
1995	Jeff Blake.....	567	326	3822	57.5	6.74	28	4.9	17	3.0	88t	24-152	82.1
1996	Jeff Blake.....	549	308	3624	56.1	6.60	24	4.4	14	2.6	61t	44-278	80.3
1997	Jeff Blake.....	317	184	2125	58.0	6.70	8	2.5	7	2.2	50t	39-244	77.6
1998	Neil O'Donnell.....	343	212	2216	61.8	6.46	15	4.4	4	1.2	76t	30-217	90.2
1999	Jeff Blake.....	389	215	2670	55.3	6.86	16	4.1	12	3.1	76t	30-168	77.6
2000	Akili Smith.....	267	118	1253	44.2	4.69	3	1.1	6	2.2	46	36-191	52.8
2001	Jon Kitna.....	581	313	3216	53.9	5.54	12	2.1	22	3.8	49	25-185	61.1
2002	Jon Kitna.....	473	294	3178	62.2	6.72	16	3.4	16	3.4	72t	24-159	79.1
2003	Jon Kitna.....	520	324	3591	62.3	6.91	26	5.0	15	2.9	82t	37-249	87.4
2004	Carson Palmer.....	432	263	2897	60.9	6.71	18	4.2	18	4.2	76t	25-178	77.3
2005	Carson Palmer.....	509	345	3836	67.8	7.54	32	6.3	12	2.4	70t	19-105	101.1
2006	Carson Palmer.....	520	324	4035	62.3	7.76	28	5.4	13	2.5	74t	36-233	93.9
2007	Carson Palmer.....	575	373	4131	64.9	7.18	26	4.5	20	3.5	70t	17-119	86.7
2008	Ryan Fitzpatrick.....	372	221	1905	59.4	5.12	8	2.2	9	2.4	79	38-193	70.0
2009	Carson Palmer.....	466	282	3094	60.5	6.64	21	4.5	13	2.8	73	26-213	83.6
2010	Carson Palmer.....	586	362	3970	61.8	6.77	26	4.4	20	3.4	78t	26-201	82.4
2011	Andy Dalton.....	516	300	3398	58.1	6.59	20	3.9	13	2.5	84	24-160	80.4
2012	Andy Dalton.....	528	329	3669	62.3	6.95	27	5.1	16	3.0	59t	46-229	87.4
2013	Andy Dalton.....	586	363	4293	61.9	7.33	33	5.6	20	3.4	82t	29-182	88.8
2014	Andy Dalton.....	481	309	3398	64.2	7.06	19	4.0	17	3.5	81t	21-124	83.5
2015	Andy Dalton.....	386	255	3250	66.1	8.42	25	6.5	7	1.8	80t	20-118	106.3
2016	Andy Dalton.....	563	364	4206	64.7	7.47	18	3.2	8	1.4	86t	41-264	91.8
2017	Andy Dalton.....	496	297	3320	59.9	6.69	25	5.0	12	2.4	77t	39-255	86.6
2018	Andy Dalton.....	365	226	2566	61.9	7.03	21	5.8	11	3.0	49	21-157	89.6
2019	Andy Dalton.....	528	314	3494	59.5	6.62	16	3.0	14	2.7	66t	37-249	78.3
2020	Joe Burrow.....	404	264	2688	65.3	6.65	13	3.2	5	1.2	67	32-231	89.8
2021	Joe Burrow.....	520	366	4611	70.4	8.87	34	6.5	14	2.7	82t	51-370	108.3

RUSHING					
YEAR	PLAYER	ATT	YDS	AVG	LG TD
1968	Paul Robinson	238	1023	4.3	87 8
1969	Jess Phillips	118	578	4.9	83 3
1970	Jess Phillips	163	648	4.0	76 4
1971	Fred Willis	135	590	4.4	36 7
1972	Essex Johnson	212	825	3.9	19 4
1973	Essex Johnson	195	997	5.1	46 4
1974	Charlie Davis	72	375	5.2	29 0
1975	Boobie Clark	167	594	3.6	17 4
1976	Boobie Clark	151	671	4.4	24 7
1977	Pete Johnson	153	585	3.8	65 4
1978	Pete Johnson	180	762	4.2	50 7
1979	Pete Johnson	243	865	3.6	35 14
1980	Pete Johnson	186	747	4.0	57 6
1981	Pete Johnson	274	1077	3.9	39 12
1982	Pete Johnson	156	622	4.0	21 7
1983	Pete Johnson	210	763	3.6	16 14
1984	Larry Kinnebrew	154	623	4.0	23 9
1985	James Brooks	192	929	4.8	39 7
1986	James Brooks	205	1087	5.3	56 5
1987	Larry Kinnebrew	145	570	3.9	52 8
1988	Ickey Woods	203	1066	5.3	56 15
1989	James Brooks	221	1239	5.6	65 7
1990	James Brooks	195	1004	5.1	56 5
1991	Harold Green	158	731	4.6	75 2
1992	Harold Green	265	1170	4.4	53 2
1993	Harold Green	215	589	2.7	25 0
1994	Derrick Fenner	141	468	3.3	21 1
1995	Harold Green	171	661	3.9	23 2
1996	Garrison Hearst	225	847	3.8	24 0
1997	Corey Dillon	233	1129	4.8	71 10
1998	Corey Dillon	262	1130	4.3	66 4
1999	Corey Dillon	263	1200	4.6	50 5
2000	Corey Dillon	315	1435	4.6	80 7
2001	Corey Dillon	340	1315	3.9	96 10
2002	Corey Dillon	314	1311	4.2	67 7
2003	Rudi Johnson	215	957	4.5	54 9
2004	Rudi Johnson	361	1454	4.0	52 12
2005	Rudi Johnson	337	1458	4.3	33 12
2006	Rudi Johnson	341	1309	3.8	22 12
2007	Kenny Watson	178	763	4.3	24 7
2008	Cedric Benson	214	747	3.5	46 2
2009	Cedric Benson	301	1251	4.2	42 6
2010	Cedric Benson	321	1111	3.5	26 7
2011	Cedric Benson	273	1067	3.9	42 6
2012	BenJarvus Green-Ellis	278	1094	3.9	48 6
2013	BenJarvus Green-Ellis	220	756	3.4	25 7
2014	Jeremy Hill	222	1124	5.1	85 9
2015	Jeremy Hill	223	794	3.6	38 11
2016	Jeremy Hill	222	839	3.8	74 9
2017	Joe Mixon	178	626	3.5	25 4
2018	Joe Mixon	237	1168	4.9	51 8
2019	Joe Mixon	278	1137	4.1	41 5
2020	Joe Mixon	119	428	3.6	34 3
2021	Joe Mixon	292	1205	4.1	32 13

RECEPTIONS					
YEAR	PLAYER	REC	YDS	AVG	LG TD
1968	Bob Trumpy	37	639	17.3	80 3
1969	Eric Crabtree	40	855	21.4	73 7
1970	Chip Myers	32	542	16.9	56 1
1971	Bob Trumpy	40	531	13.3	44 3
1972	Chip Myers	57	792	13.9	42 3
1973	Isaac Curtis	45	843	18.7	77 9
	Boobie Clark	45	347	7.7	39 0
1974	Chip Myers	32	383	12.0	22 1
1975	Isaac Curtis	44	934	21.2	55 7
1976	Isaac Curtis	41	766	18.7	85 6
1977	Billy Brooks	39	772	19.8	94 4
1978	Isaac Curtis	47	737	15.7	57 3
1979	Don Bass	58	724	12.5	50 3
1980	Dan Ross	56	724	12.9	37 4
1981	Dan Ross	71	910	12.8	37 5
1982	Cris Collinsworth	49	700	14.3	50 1
1983	Cris Collinsworth	66	1130	17.1	63 5
1984	Cris Collinsworth	64	989	15.5	57 6
1985	Cris Collinsworth	65	1125	17.3	71 5
1986	Cris Collinsworth	62	1024	16.5	46 10
1987	Eddie Brown	44	608	13.8	47 3
1988	Eddie Brown	53	1273	24.0	86 9
1989	Tim McGee	65	1211	18.6	74 8
1990	Eddie Brown	44	706	16.0	50 9
1991	Eddie Brown	59	827	14.0	53 2
1992	Harold Green	41	214	5.2	19 0
1993	Jeff Query	56	654	11.7	51 4
1994	Carl Pickens	71	1127	15.9	70 11
1995	Carl Pickens	99	1234	12.5	68 17
1996	Carl Pickens	100	1180	11.8	61 12
1997	Darnay Scott	54	797	14.8	77 5
1998	Carl Pickens	82	1023	12.5	67 5
1999	Darnay Scott	68	1022	15.0	76 7
2000	Peter Warrick	51	592	11.6	46 4
2001	Peter Warrick	70	667	9.5	33 1
2002	Chad Johnson	69	1166	16.9	72 5
2003	Chad Johnson	90	1355	15.1	82 10
2004	Chad Johnson	95	1274	13.4	53 9
2005	Chad Johnson	97	1432	14.8	70 9
2006	T.J. Houshmandzadeh	90	1081	12.0	40 9
2007	T.J. Houshmandzadeh	112	1143	10.2	42 12
2008	T.J. Houshmandzadeh	92	904	9.8	46 4
2009	Chad Johnson	72	1047	14.5	50 9
2010	Terrell Owens	72	983	13.7	78 9
2011	A.J. Green	65	1057	16.3	58 7
2012	A.J. Green	97	1350	13.9	73 11
2013	A.J. Green	98	1426	14.6	82 11
2014	A.J. Green	69	1041	15.1	81 6
2015	A.J. Green	86	1297	15.1	80 10
2016	A.J. Green	66	964	14.6	54 4
2017	A.J. Green	75	1078	14.4	77 8
2018	Tyler Boyd	76	1028	13.5	49 7
2019	Tyler Boyd	90	1046	11.6	47 5
2020	Tyler Boyd	79	841	10.6	72 4
2021	Ja'Marr Chase	81	1455	18.0	82 13

RECEIVING YARDS					
YEAR	PLAYER	YDS	REC	AVG	LG TD
1968	Bob Trumpy	639	37	17.3	80 3
1969	Eric Crabtree	855	40	21.4	73 7
1970	Chip Myers	542	32	16.9	56 1
1971	Bob Trumpy	531	40	13.3	44 3
1972	Chip Myers	792	57	13.9	42 3
1973	Isaac Curtis	843	45	18.7	77 9
1974	Isaac Curtis	633	30	21.1	77 10
1975	Isaac Curtis	934	44	21.2	55 7
1976	Isaac Curtis	766	41	18.7	85 6
1977	Billy Brooks	772	39	19.8	94 4
1978	Isaac Curtis	737	47	15.7	57 3
1979	Don Bass	724	58	12.5	50 3
1980	Dan Ross	724	56	12.9	37 4
1981	Cris Collinsworth	1009	67	15.1	74 8
1982	Cris Collinsworth	700	49	14.3	50 1
1983	Cris Collinsworth	1130	66	17.1	63 5
1984	Cris Collinsworth	989	64	15.5	57 6
1985	Cris Collinsworth	1125	65	17.3	71 5
1986	Cris Collinsworth	1024	62	16.5	46 10
1987	Eddie Brown	608	44	13.8	47 3
1988	Eddie Brown	1273	53	24.0	86 9
1989	Tim McGee	1211	65	18.6	74 8
1990	Tim McGee	737	43	17.1	52 1
1991	Eddie Brown	827	59	14.0	53 2
1992	Tim McGee	408	35	11.7	36 3
1993	Jeff Query	654	56	11.7	51 4
1994	Carl Pickens	1127	71	15.9	70 11
1995	Carl Pickens	1234	99	12.5	68 17
1996	Carl Pickens	1180	100	11.8	61 12
1997	Darnay Scott	797	54	14.8	77 5
1998	Carl Pickens	1023	82	12.5	67 5
1999	Darnay Scott	1022	68	15.0	76 7
2000	Peter Warrick	592	51	11.6	46 4
2001	Darnay Scott	819	57	14.4	49 2
2002	Chad Johnson	1166	69	16.9	72 5
2003	Chad Johnson	1355	90	15.1	82 10
2004	Chad Johnson	1274	95	13.4	53 9
2005	Chad Johnson	1432	97	14.8	70 9
2006	Chad Johnson	1369	87	15.7	74 7
2007	Chad Johnson	1440	93	15.5	70 8
2008	T.J. Houshmandzadeh	904	92	9.8	46 4
2009	Chad Johnson	1047	72	14.5	50 9
2010	Terrell Owens	983	72	13.7	78 9
2011	A.J. Green	1057	65	16.3	58 7
2012	A.J. Green	1350	97	13.9	73 11
2013	A.J. Green	1426	98	14.6	82 11
2014	A.J. Green	1041	69	15.1	81 6
2015	A.J. Green	1297	86	15.1	80 10
2016	A.J. Green	964	66	14.6	54 4
2017	A.J. Green	1078	75	14.4	77 8
2018	Tyler Boyd	1028	76	13.5	49 7
2019	Tyler Boyd	1046	90	11.6	47 5
2020	Tee Higgins	908	67	13.6	67 6
2021	Ja'Marr Chase	1455	81	18.0	82 13

PUNTING									
YEAR	PLAYER	NO	YDS	AVG	NET	TB	IN-20	LG	BLK.
1968	Dale Livingston	70	3036	43.4	—	2	—	66	0
1969	Dale Livingston	70	2769	39.6	—	5	—	55	1
1970	Dave Lewis	79	3651	46.2	—	9	—	63	0
1971	Dave Lewis	72	3229	44.8	—	8	—	56	0
1972	Dave Lewis	66	2777	42.1	—	6	—	60	0
1973	Dave Lewis	68	2790	41.0	—	4	—	60	0
1974	Dave Green	66	2701	40.9	—	10	—	53	0
1975	Dave Green	68	2655	39.0	—	6	—	57	1
1976	Pat McNally	76	2999	39.5	—	6	—	61	0
1977	Pat McNally	67	2802	41.8	—	3	—	67	1
1978	Pat McNally	91	3919	43.1	—	10	—	65	0
1979	Pat McNally	89	3678	41.3	—	12	—	61	2
1980	Pat McNally	83	3390	40.8	—	12	—	61	2
1981	Pat McNally	72	3272	45.4	—	11	—	62	1
1982	Pat McNally	31	1201	38.7	—	4	—	53	0
1983	Pat McNally	67	2804	41.9	—	9	13	60	2
1984	Pat McNally	67	2832	42.3	—	8	19	61	0
1985	Pat McNally	57	2410	42.3	—	7	8	64	1
1986	Jeff Hayes	56	1965	35.1	—	3	11	52	2
1987	Scott Fulhage	52	2168	41.7	—	5	10	58	0
1988	Scott Fulhage	44	1672	38.0	—	5	13	53	2
1989	Lee Johnson	61	2446	40.1	30.2	11	14	62	2
1990	Lee Johnson	64	2705	42.3	34.3	8	12	70	0
1991	Lee Johnson	64	2795	43.7	34.7	6	15	62	0
1992	Lee Johnson	76	3196	42.1	35.9	9	15	64	0
1993	Lee Johnson	90	3954	43.9	36.6	12	24	60	0
1994	Lee Johnson	79	3461	43.8	35.3	9	19	64	1
1995	Lee Johnson	68	2861	42.1	38.6	4	26	61	0
1996	Lee Johnson	80	3630	45.4	34.4	17	16	67	1
1997	Lee Johnson	81	3471	42.9	35.9	8	27	66	0
1998	Lee Johnson	69	3083	44.7	35.6	8	14	69	1
1999	Will Brice	60	2475	41.3	32.1	4	12	72	2
2000	Daniel Pope	94	3775	40.2	33.1	14	18	57	0
2001	Nick Harris	84	3372	40.1	33.9	6	21	57	1
2002	Nick Harris	65	2608	40.1	31.4	4	11	57	1
2003	Kyle Richardson	49	1961	40.0	33.5	5	9	58	0
2004	Kyle Larson	83	3499	42.2	35.5	7	21	66	1
2005	Kyle Larson	60	2591	43.2	35.6	8	13	75	1
2006	Kyle Larson	77	3428	44.5	38.6	11	26	67	0
2007	Kyle Larson	59	2437	41.3	35.2	3	21	55	0
2008	Kyle Larson	100	3945	39.5	34.1	3	28	57	1
2009	Kevin Huber	86	3713	43.2	36.3	10	24	61	0
2010	Kevin Huber	71	2992	42.1	38.2	6	28	72	1
2011	Kevin Huber	91	4023	44.2	39.2	9	24	71	0
2012	Kevin Huber	76	3540	46.6	42.0	7	33	69	0
2013	Kevin Huber	66	2982	45.2	40.5	4	24	75	0
2014	Kevin Huber	73	3419	46.8	42.1	6	27	69	0
2015	Kevin Huber	68	3116	45.8	40.5	6	22	67	1
2016	Kevin Huber	78	3613	46.3	39.5	8	23	72	0
2017	Kevin Huber	88	4101	46.6	40.8	3	32	63	1
2018	Kevin Huber	71	3119	43.9	39.4	3	29	69	1
2019	Kevin Huber	75	3394	45.3	42.1	5	30	63	0
2020	Kevin Huber	71	3350	47.2	42.8	7	19	72	0
2021	Kevin Huber	66	3064	46.4	41.0	6	22	61	0

PUNT RETURNS							
YEAR	PLAYER	NO	FC	YDS	AVG	LG	TD
1968	Essex Johnson	22	2	111	5.0	45	0
1969	Essex Johnson	17	6	85	5.0	17	0
1970	Lemar Parrish	23	15	194	8.4	79t	1
1971	Lemar Parrish	12	9	93	7.8	47	0
1972	Tommy Casanova	30	19	289	9.6	66t	1
1973	Lemar Parrish	25	1	200	8.0	47	0
1974	Lemar Parrish	18	1	338	18.8	90t	2
1975	Lyle Blackwood	23	0	123	5.3	31	0
1976	Willie Shelby	21	4	162	7.7	30	0
1977	Tony Davis	19	6	220	11.6	70	0
1978	Tony Davis	22	8	130	5.9	12	0
1979	Vaughn Lusby	32	4	260	8.1	40	0
1980	Cleotha Montgomery	31	7	223	7.2	42	0
1981	Mike Fuller	23	13	177	7.7	34	0
1982	Mike Fuller	17	8	95	5.6	13	0
1983	Mike Martin	23	3	227	9.9	19	0
1984	Mike Martin	24	5	376	15.7	55	0
1985	Mike Martin	32	8	268	8.4	26	0
1986	Ray Horton	11	3	111	10.1	25	0
1987	Mike Martin	28	5	277	9.9	21	0
1988	Ira Hillary	17	5	166	9.8	20	0
1989	Mike Martin	15	4	107	7.1	17	0
1990	Mitchell Price	29	14	251	8.7	66t	1
1991	Mitchell Price	14	6	203	14.5	78t	1
1992	Carl Pickens	18	9	229	12.7	95t	1
1993	Patrick Robinson	43	6	305	7.1	36	0
1994	Corey Sawyer	26	16	307	11.8	82t	1
1995	Eric Bieniemy	7	1	47	6.7	10	0
1996	Corey Sawyer	15	5	117	7.8	62	0
1997	Greg Myers	26	19	201	7.7	18	0
1998	Damon Gibson	27	19	218	8.1	65t	1
1999	Damon Griffin	23	3	195	8.5	34	0
2000	Craig Yeast	34	14	225	6.6	27	0
2001	T.J. Houshmandzadeh	12	5	163	13.6	86	0
2002	T.J. Houshmandzadeh	24	4	117	4.9	34	0
2003	Peter Warrick	25	8	273	10.9	68t	1
2004	Keiwan Ratliff	17	5	207	12.2	49	0
2005	Keiwan Ratliff	28	14	157	5.6	13	0
2006	Keiwan Ratliff	27	9	176	6.5	38	0
2007	Antonio Chatman	18	8	93	5.2	19	0
2008	Antonio Chatman	21	5	158	7.5	34	0
2009	Quan Cosby	40	19	474	11.9	60	0
2010	Quan Cosby	30	21	225	7.5	20	0
2011	Brandon Tate	51	17	543	10.6	56t	1
2012	Adam Jones	26	0	301	11.6	81t	1
2013	Brandon Tate	36	16	336	9.3	43	0
2014	Adam Jones	22	1	265	12.0	47	0
2015	Brandon Tate	27	11	171	6.3	18	0
2016	Alex Erickson	28	19	195	7.0	24	0
2017	Alex Erickson	39	19	278	7.1	29	0
2018	Alex Erickson	20	20	212	10.6	38	0
2019	Alex Erickson	25	16	157	6.3	17	0
2020	Alex Erickson	23	20	232	10.1	29	0
2021	Darius Phillips	25	12	177	7.1	17	0

KICKOFF RETURNS						
YEAR	PLAYER	NO	YDS	AVG	LG	TD
1968	Warren McVea	14	310	22.1	30	0
1969	Ken Riley	14	334	23.9	40	0
1970	Lemar Parrish	16	482	30.1	95t	1
1971	Paul Robinson	18	335	18.6	37	0
1972	Bernard Jackson	21	509	24.2	62	0
1973	Bernard Jackson	21	520	24.8	41	0
1974	Bernard Jackson	29	682	23.5	45	0
1975	Bernard Jackson	25	587	23.5	39	0
1976	Willie Shelby	30	761	25.4	97t	1
1977	Willie Shelby	19	403	21.2	38	0
1978	Ray Griffin	37	787	21.3	39	0
1979	Deacon Turner	55	1149	20.9	36	0
1980	Cleotha Montgomery	44	843	19.2	40	0
1981	David Verser	29	691	23.8	78	0
1982	Rodney Tate	14	314	22.4	55	0
1983	John Simmons	14	317	22.6	36	0
1984	Stanford Jennings	22	452	20.5	46	0
1985	Mike Martin	48	1104	23.0	45	0
1986	Tim McGee	43	1007	23.4	94	0
1987	Barney Bussey	21	406	19.3	34	0
1988	Stanford Jennings	32	684	21.4	98t	1
1989	Stanford Jennings	26	525	20.2	33	0
1990	Stanford Jennings	29	584	20.1	33	0
1991	Eric Ball	13	262	20.2	24	0
1992	Eric Ball	20	411	20.6	48	0
1993	Eric Ball	23	501	21.8	45	0
1994	Eric Ball	42	915	21.8	43	0
1995	David Dunn	50	1092	21.8	45	0
1996	David Dunn	35	782	22.3	90t	1
1997	Eric Bieniemy	34	789	23.2	102t	1
1998	Tremain Mack	45	1165	25.9	97t	1
1999	Tremain Mack	51	1382	27.1	99t	1
2000	Tremain Mack	50	1036	20.7	50	0
2001	Curtis Keaton	42	891	21.2	64	0
2002	Brandon Bennett	49	1231	25.1	94t	1
2003	Brandon Bennett	53	1146	21.6	46	0
2004	Cliff Russell	39	872	22.4	40	0
2005	Tab Perry	64	1562	24.4	94	0
2006	Chris Perry	21	412	19.6	36	0
2007	Glenn Holt	59	1432	24.3	100t	1
2008	Glenn Holt	46	1110	24.1	60	0
2009	Andre Caldwell	29	539	18.6	39	0
2010	Bernard Scott	56	1257	22.4	60	0
2011	Brandon Tate	42	998	23.8	45	0
2012	Brandon Tate	32	795	24.8	45	0
2013	Brandon Tate	35	914	26.1	71	0
2014	Adam Jones	27	844	31.3	97	0
2015	Brandon Tate	18	413	22.9	58	0
2016	Alex Erickson	29	810	27.9	84	0
2017	Alex Erickson	32	663	20.7	41	0
2018	Alex Erickson	40	1049	26.2	77	0
2019	Brandon Wilson	20	625	31.3	92t	1
2020	Brandon Wilson	24	629	26.2	103t	1
2021	Brandon Wilson	13	291	22.4	44	0

FIELD GOALS

YEAR PLAYER	1-19	20-29	30-39	40-49	50+	TOT
1968 Dale Livingston	4-6	5-7	3-6	1-6	0-1	13-26
1969 Horst Muhlmann	6-6	5-5	3-4	1-3	1-6	16-24
1970 Horst Muhlmann	4-4	5-7	9-11	3-9	4-6	25-37
1971 Horst Muhlmann	6-6	5-8	4-9	4-10	1-3	20-36
1972 Horst Muhlmann	6-7	6-10	9-12	5-8	1-3	27-40
1973 Horst Muhlmann	5-5	6-7	5-9	4-6	1-4	21-31
1974 Horst Muhlmann	1-1	2-2	5-9	3-6	0-0	11-18
1975 Dave Green	1-1	5-8	1-7	3-5	0-0	10-21
1976 Chris Bahr	1-1	6-8	2-4	3-8	2-6	14-27
1977 Chris Bahr	1-1	10-11	4-8	4-6	0-1	19-27
1978 Chris Bahr	0-0	5-7	4-8	6-12	1-3	16-30
1979 Chris Bahr	0-0	4-6	3-7	4-8	2-2	13-23
1980 Ian Sunter	0-0	7-7	3-7	1-5	0-1	11-20
1981 Jim Breech	0-0	9-11	7-9	5-11	1-1	22-32
1982 Jim Breech	2-2	3-3	5-6	3-5	1-2	14-18
1983 Jim Breech	2-2	7-7	5-7	2-5	0-2	16-23
1984 Jim Breech	0-0	9-10	10-12	3-4	0-5	22-31
1985 Jim Breech	0-0	7-8	12-13	4-6	1-6	24-33
1986 Jim Breech	1-2	4-5	5-7	5-14	2-4	17-32
1987 Jim Breech	0-0	6-7	12-12	6-11	0-0	24-30
1988 Jim Breech	1-1	5-5	3-4	2-5	0-1	11-16
1989 Jim Breech	0-0	9-9	3-4	0-1	0-0	12-14
1990 Jim Breech	0-0	6-6	5-6	6-9	0-0	17-21
1991 Jim Breech	0-0	9-10	8-10	5-6	1-3	23-29
1992 Jim Breech	0-0	8-8	7-7	4-11	0-1	19-27
1993 Doug Pelfrey	0-0	8-8	6-10	8-10	2-3	24-31
1994 Doug Pelfrey	1-1	8-8	8-10	9-10	2-4	28-33
1995 Doug Pelfrey	0-0	8-9	10-11	10-14	1-2	29-36
1996 Doug Pelfrey	1-1	7-7	10-11	5-9	0-0	23-28
1997 Doug Pelfrey	0-0	4-4	3-3	5-7	0-2	12-16
1998 Doug Pelfrey	1-1	4-4	6-7	6-10	2-5	19-27
1999 Doug Pelfrey	1-1	9-11	7-12	0-2	1-1	18-27
2000 Neil Rackers	0-0	5-5	5-9	2-7	0-0	12-21
2001 Neil Rackers	0-0	4-6	8-11	4-9	1-2	17-28
2002 Neil Rackers	2-2	5-5	3-3	3-5	2-3	15-18
2003 Shayne Graham	0-0	5-5	10-10	7-8	0-2	22-25
2004 Shayne Graham	0-0	7-7	10-12	7-8	3-4	27-31
2005 Shayne Graham	0-0	11-11	10-11	7-9	0-1	28-32
2006 Shayne Graham	0-0	9-9	8-9	6-8	2-4	25-30
2007 Shayne Graham	1-1	11-12	13-13	6-7	0-1	31-34
2008 Shayne Graham	1-1	5-5	6-7	9-11	0-0	21-24
2009 Shayne Graham	0-0	10-11	8-10	3-3	2-4	23-28
2010 Mike Nugent	0-0	5-5	7-7	1-3	2-4	15-19
2011 Mike Nugent	0-0	14-14	5-8	14-16	0-0	33-38
2012 Mike Nugent	2-2	5-5	5-5	6-9	1-2	19-23
2013 Mike Nugent	0-0	2-2	6-7	7-9	3-4	18-22
2014 Mike Nugent	0-0	6-6	10-12	10-12	0-3	26-33
2015 Mike Nugent	0-0	6-6	5-6	10-13	2-3	23-28
2016 Mike Nugent	0-0	9-9	9-10	5-7	0-3	23-29
2017 Randy Bullock	0-0	6-6	7-8	4-5	1-1	18-20
2018 Randy Bullock	0-0	4-4	7-8	6-6	2-5	19-23
2019 Randy Bullock	0-0	10-10	6-6	10-12	1-3	27-31
2020 Randy Bullock	0-0	3-3	8-10	7-8	3-5	21-26
2021 Evan McPherson	0-0	5-5	8-8	6-9	9-11	28-33

INTERCEPTIONS

YEAR PLAYER	NO	YDS	AVG	LG	TD
1968 Jess Phillips	3	26	8.7	23	0
1969 Fletcher Smith	4	67	16.8	29	0
Bobby Hunt	4	66	16.5	27	0
Ken Riley	4	66	16.5	66	0
Bill Peterson	4	23	5.8	17	0
1970 Lemar Parrish	5	28	5.6	19	0
1971 Lemar Parrish	7	105	15.0	65t	1
1972 Tommy Casanova	5	108	21.6	33	0
Lemar Parrish	5	90	18.0	33t	2
1973 Tommy Casanova	4	33	8.3	16	0
1974 Ken Riley	5	33	6.6	19	0
1975 Ken Riley	6	76	12.7	30t	1
1976 Ken Riley	9	141	15.7	53t	1
1977 Lemar Parrish	3	95	31.7	47t	1
Reggie Williams	3	67	22.3	54t	1
1978 Dick Jauron	4	52	13.0	24t	1
1979 Dick Jauron	6	41	6.8	12	0
1980 Louis Breedon	7	91	13.0	29	0
1981 Ken Riley	5	6	1.2	6	0
1982 Ken Riley	5	88	17.6	56t	1
1983 Ken Riley	8	89	11.1	42t	2
1984 Louis Breedon	4	96	24.0	70	0
Robert Jackson	4	32	8.0	28t	1
Bobby Kemp	4	27	6.8	14	0
1985 James Griffin	7	116	16.6	33	1
1986 Louis Breedon	7	72	10.3	36t	1
1987 Robert Jackson	3	49	16.3	29	0
David Fulcher	3	30	10.0	28	0
1988 Eric Thomas	7	61	8.7	37	0
1989 David Fulcher	8	87	10.9	22	0
1990 Barney Bussey	4	37	9.3	18	0
David Fulcher	4	20	5.0	18	0
1991 David Fulcher	4	51	12.8	27t	1
1992 Darryl Williams	4	65	16.3	30	0
1993 Mike Brim	3	74	24.7	30	1
1994 Louis Oliver	3	36	12.0	19	0
1995 Bracey Walker	4	56	14.0	23	0
1996 Ashley Ambrose	8	63	7.9	31t	1
1997 Corey Sawyer	4	44	11.0	37	0
Sam Shade	3	33	11.0	32	0
Artrell Hawkins	3	21	7.0	12	0
1999 Rodney Heath	3	72	24.0	58t	1
2000 Tom Carter	2	40	20.0	30	0
Takeo Spikes	2	12	6.0	7	0
2001 Kevin Kaesviharn	3	41	13.7	29	0
Artrell Hawkins	3	26	8.7	22	0
2002 Artrell Hawkins	2	102	51.0	102t	1
Kevin Kaesviharn	2	17	8.5	17	0
2003 Tory James	4	56	14.0	31	0
2004 Tory James	8	66	8.3	23	0
2005 Deltha O'Neal	10	103	10.3	37	0
2006 Kevin Kaesviharn	6	24	4.0	22	0
2007 Leon Hall	5	16	3.2	12	0
2008 Leon Hall	3	87	29.0	50t	1
2009 Johnathan Joseph	6	92	15.3	32	1
Leon Hall	6	47	7.8	26	0
2010 Leon Hall	4	19	4.8	22	0
2011 Reggie Nelson	4	115	28.8	75t	1
2012 Chris Crocker	3	52	17.3	29	0
Reggie Nelson	3	10	3.3	10	0
2013 Adam Jones	3	60	20.0	60t	1
Dre Kirkpatrick	3	21	7.0	21t	1
2014 Reggie Nelson	4	30	7.5	31	0
2015 Reggie Nelson	8	115	14.4	37	0
2016 George Iloka	3	21	7.0	21	0
Dre Kirkpatrick	3	21	7.0	21	0
Shawn Williams	3	14	4.7	13	0
2017 Darqueze Dennard	2	109	54.5	89t	1
2018 Shawn Williams	5	131	26.2	58t	1
2019 Darius Phillips	4	82	20.5	28	0
2020 Jessie Bates III	3	12	4.0	12	0
2021 Logan Wilson	4	31	7.8	18	0

SACKS

YEAR PLAYER	SKS	YDS
1976 Coy Bacon	22.0	217
1977 Gary Burley	8.5	71.5
1978 Ross Browner	6.5	73.5
1979 Ross Browner	6.0	36.5
1980 Eddie Edwards	12.0	105
1981 Reggie Williams	11.0	90
1982 Eddie Edwards	6.0	53
1983 Eddie Edwards	13.0	94.5
1984 Eddie Edwards	9.0	68
Reggie Williams	9.0	55
1985 Ross Browner	9.0	69
1986 Emmanuel King	9.0	88
1987 Reggie Williams	6.0	45
1988 Jim Skow	9.5	86.5
1989 Jason Buck	6.0	46
1990 James Francis	8.0	65
1991 Tim Krumrie	4.0	26
1992 Alfred Williams	10.0	70
1993 Daniel Stubbs	5.0	31
1994 Alfred Williams	9.5	62
1995 John Copeland	9.0	61
1996 Dan Wilkinson	6.5	51.5
1997 Gerald Dixon	8.5	55.5
1998 Reinard Wilson	6.0	39.5
1999 Michael Bankston	6.0	30
2000 Steve Foley	4.0	16
Oliver Gibson	4.0	17
Cory Hall	4.0	32
2001 Reinard Wilson	9.0	47.5
2002 Justin Smith	6.5	56
2003 Duane Clemons	6.0	46
John Thornton	6.0	42
2004 Justin Smith	8.0	70.5
2005 Justin Smith	6.0	24
2006 Robert Geathers	10.5	62.5
2007 Robert Geathers	3.5	26
2008 Chinedum Ndukwe	3.0	25
Antwan Odom	3.0	28
John Thornton	3.0	25
2009 Antwan Odom	8.0	51
2010 Carlos Dunlap	9.5	77.5
2011 Geno Atkins	7.5	37.5
2012 Geno Atkins	12.5	90
2013 Carlos Dunlap	7.5	40.5
Wallace Gilberry	7.5	56.5
2014 Carlos Dunlap	8.0	49.5
2015 Carlos Dunlap	13.5	91.5
2016 Geno Atkins	9.0	63
2017 Geno Atkins	9.0	65.5
2018 Geno Atkins	10.0	55
2019 Carlos Dunlap	9.0	63
2020 Carl Lawson	5.5	31
2021 Trey Hendrickson	14.0	96.5

ALL-TIME INDIVIDUAL STATISTICS

ALL-TIME SCORING

Order based on total points. Updated through 2021 season.

Players active with Bengals as of July 24, 2022 are listed in bold.

NAME, POS., YEARS	TD-R	TD-P	TD-PR	TD-KR	TD-INT	TD-FR*	PAT*	2-PT-CON.	FG	S	PTS
Jim Breech, K 1980-92.....	0	0	0	0	0	0	476	0	225	0	1151
Shayne Graham, K 2003-09.....	0	0	0	0	0	0	248	0	177	0	779
Mike Nugent, K 2010-16.....	0	0	0	0	0	0	247	0	157	0	718
Doug Pelfrey, K 1993-99.....	0	0	0	0	0	0	201	0	153	0	660
Horst Muhlmann, K 1969-74.....	0	0	0	0	0	0	189	0	120	0	549
Pete Johnson, RB 1977-83.....	64	6	0	0	0	0	—	0	—	0	420
Chad Johnson, WR 2001-10.....	0	66	0	0	0	0	—	0	—	0	396
Randy Bullock, K 2016-20.....	0	0	0	0	0	0	124	0	90	0	394
A.J. Green, WR 2011-20.....	0	65	0	0	0	0	—	0	—	0	390
Carl Pickens, WR/PR 1992-99.....	0	63	1	0	0	0	—	2	—	0	388
James Brooks, RB 1984-91.....	37	27	0	0	0	0	—	0	—	0	384
Isaac Curtis, WR 1973-84.....	0	53	0	0	0	0	—	0	—	0	318
Chris Bahr, K 1976-79.....	0	0	0	0	0	0	130	0	62	0	316
Corey Dillon, RB 1997-2003.....	45	5	0	0	0	0	—	0	—	0	300
Rudi Johnson, RB 2001-07.....	48	1	0	0	0	0	—	1	—	0	296
Eddie Brown, WR 1985-91.....	0	41	0	0	0	0	—	0	—	0	246
Joe Mixon, RB 2017-21.....	33	8	0	0	0	0	—	0	—	0	246
Larry Kinnebrew, RB 1983-87.....	37	3	0	0	0	0	—	0	—	0	240
T.J. Houshmandzadeh, WR/PR 2001-08.....	1	37	0	0	0	0	—	0	—	0	228
Cris Collinsworth, WR 1981-88.....	0	36	0	0	0	0	—	0	—	0	216
Darnay Scott, WR 1994-2001.....	0	36	0	0	0	0	—	0	—	0	216
Bob Trumpy, TE/WR 1968-77.....	0	35	0	0	0	0	—	0	—	0	210
Neil Rackers, K 2000-02.....	0	0	0	0	0	0	74	0	44	0	206
Rodney Holman, TE 1982-92.....	0	34	0	0	0	0	—	0	—	0	204
Giovani Bernard, RB 2013-20.....	22	11	0	0	0	0	—	0	—	0	198
Jeremy Hill, RB 2014-17.....	29	1	0	0	0	0	—	1	—	0	182
Essex Johnson, RB 1968-75.....	18	11	0	0	0	0	—	0	—	0	174
Boobie Clark, FB 1973-78.....	25	2	0	0	0	0	—	0	—	0	162
Ickey Woods, FB 1988-91.....	27	0	0	0	0	0	—	0	—	0	162
Tim McGee, WR/KOR 1986-92, 94-95.....	0	25	0	0	0	0	—	0	—	0	150
Tyler Eifert, TE 2013-19.....	0	24	0	0	0	0	—	1	—	0	146
Jermaine Gresham, TE 2010-14.....	0	24	0	0	0	0	—	1	—	0	146
Tyler Boyd, WR 2016-21.....	0	24	0	0	0	0	—	0	—	0	144
Andy Dalton, QB 2011-19.....	22	1	0	0	0	0	—	1	—	0	140
Cedric Benson, RB 2008-11.....	21	1	0	0	0	0	—	0	—	1	134
Peter Warrick, WR/PR 2000-04.....	2	18	2	0	0	0	—	0	—	0	132
Evan McPherson, K 2021.....	0	0	0	0	0	0	46-48	0	28-33	0	130
Chris Henry, WR 2005-09.....	0	21	0	0	0	0	—	0	—	0	126
Paul Robinson, RB/KOR 1968-72.....	19	2	0	0	0	0	—	0	—	0	126
Tony McGee, TE 1993-2001.....	0	20	0	0	0	0	—	1	—	0	122
Ken Anderson, QB 1971-86.....	20	0	0	0	0	0	—	0	—	0	120
Stanford Jennings, RB/KOR 1984-90.....	9	9	0	1	0	0	—	0	—	0	114
Ki-Jana Carter, RB 1995-99.....	16	1	0	0	0	0	—	0	—	0	102
Dan Ross, TE 1979-83, 85.....	0	16	0	0	0	0	—	0	—	0	96
Charles Alexander, HB/FB 1979-85.....	13	2	0	0	0	0	—	0	—	0	90
Marvin Jones, WR 2012-15.....	0	15	0	0	0	0	—	0	—	0	90
Don Bass, WR/TE 1978-81.....	0	13	0	0	0	1	—	0	—	0	84
Mohamed Sanu, WR 2012-15.....	2	11	0	0	0	0	—	1	—	0	80
Ja'Marr Chase, WR 2021.....	0	13	0	0	0	0	—	0	—	0	78
Stan Fritts, RB 1975-76.....	11	2	0	0	0	0	—	0	—	0	78
BenJarvus Green-Ellis, RB 2012-13.....	13	0	0	0	0	0	—	0	—	0	78
Archie Griffin, RB 1976-83.....	7	6	0	0	0	0	—	0	—	0	78
Lemar Parrish, CB/PR/KOR 1970-77.....	0	0	4	1	4	4	—	0	—	0	78
C.J. Uzomah, TE 2015-21.....	0	13	0	0	0	0	—	0	—	0	78
Stanley Wilson, RB 1983-84, 86, 88.....	11	2	0	0	0	0	—	0	—	0	78
Tee Higgins, WR 2020-21.....	0	12	0	0	0	0	—	1	—	0	74
Lenvil Elliott, RB 1973-78.....	3	9	0	0	0	0	—	0	—	0	72
Chip Myers, WR 1969-76.....	0	12	0	0	0	0	—	0	—	0	72
Dave Green, P/K 1974-75.....	0	0	0	0	0	0	40	0	10	0	70
Eric Ball, FB/KOR 1989-94.....	8	3	0	0	0	0	—	0	—	0	66
Eric Crabtree, WR 1969-71.....	0	11	0	0	0	0	—	0	—	0	66
Derrick Fenner, FB 1992-94.....	9	2	0	0	0	0	—	0	—	0	66
Harold Green, RB 1990-95.....	8	3	0	0	0	0	—	2	—	0	66
Jeff Blake, QB 1994-99.....	10	0	0	0	0	0	—	2	—	0	64
Doug Dressler, RB 1970-74.....	9	1	0	0	0	0	—	0	—	0	60
M.L. Harris, TE 1980-85.....	0	10	0	0	0	0	—	0	—	0	60
Jess Phillips, RB/DB 1968-72.....	8	2	0	0	0	0	—	0	—	0	60
John Ross III, WR 2017-20.....	0	10	0	0	0	0	—	0	—	0	60
Craig Taylor, RB 1989-91.....	7	3	0	0	0	0	—	0	—	0	60
Dale Livingston, P/K 1968-69.....	0	0	0	0	0	0	20	0	13	0	59
Steve Kreider, WR 1979-86.....	0	9	0	0	0	0	2	0	—	0	56
Matt Schobel, TE 2002-05.....	0	9	0	0	0	0	—	1	—	0	56
Bruce Coslet, TE 1969-76.....	0	9	0	0	0	0	—	0	—	0	54
Brandon LaFell, WR 2016-17.....	0	9	0	0	0	0	—	0	—	0	54
Terrell Owens, WR 2010.....	0	9	0	0	0	0	—	0	—	0	54
Speedy Thomas, WR 1969-72.....	1	8	0	0	0	0	—	0	—	0	54
Kelley Washington, WR 2003-06.....	0	9	0	0	0	0	—	0	—	0	54
Kenny Watson, RB 2003-08.....	2	1	0	0	0	0	—	0	—	0	54
Jeremi Johnson, FB 2003-09.....	8	6	0	0	0	0	—	0	—	0	48
Tyler Kroft, TE 2015-18.....	0	8	0	0	0	0	—	0	—	0	48
Ian Sunter, K 1980.....	0	0	0	0	0	0	15	0	11	0	48
Eric Bientiemy, RB/KOR 1995-98.....	6	0	0	1	0	0	—	0	—	0	42
Brandon Bennett, RB/KOR 1998-2003.....	5	1	0	1	0	0	—	0	—	0	42
Billy Brooks, WR 1976-79.....	0	7	0	0	0	0	—	0	—	0	42
Jeff Query, WR 1992-95.....	0	7	0	0	0	0	—	0	—	0	42
Jerome Simpson, WR 2008-11.....	0	7	0	0	0	0	—	0	—	0	42
Ed Williams, RB 1974-75.....	5	2	0	0	0	0	—	0	—	0	42
Fred Willis, RB 1971-72.....	7	0	0	0	0	0	—	0	—	0	42
Josh Brown, K 2012.....	0	0	0	0	0	0	8	0	11	0	41
Andre Caldwell, WR/KOR 2008-11.....	0	6	0	0	0	0	—	0	—	0	36
Charlie Joiner, WR 1972-75.....	0	6	0	0	0	0	—	0	—	0	36
Mike Martin, WR/PR/KOR 1983-89.....	0	6	0	0	0	0	—	0	—	0	36
Jack Thompson, QB 1979-82.....	6	0	0	0	0	0	—	0	—	0	36
Carson Palmer, QB 2003-10.....	5	0	0	0	0	0	—	1	—	0	32

Joe Burrow, QB 2020-21.....	5	0	0	0	0	0	—	0	—	0	30
Laveranues Coles, WR 2009.....	0	5	0	0	0	0	—	0	—	0	30
Tony Davis, RB/PR 1976-78.....	5	0	0	0	0	0	—	0	—	0	30
David Dunn, WR/KOR 1995-98.....	0	4	0	1	0	0	—	0	—	0	30
Boomer Esiason, QB 1984-92, 97.....	5	0	0	0	0	0	—	0	—	0	30
Eric Kattus, TE 1986-91.....	0	5	0	0	0	0	—	0	—	0	30
Jon Kitna, QB 2001-05.....	5	0	0	0	0	0	—	0	—	0	30
Pat McInally, P/WR 1976-85.....	0	5	0	0	0	0	—	0	—	0	30
Samaje Perine, RB 2019-21.....	4	1	0	0	0	0	—	0	—	0	30
Ken Riley, CB 1969-83.....	0	0	0	0	5	0	—	0	—	0	30
Bernard Scott, RB/KOR 2009-13.....	4	0	0	1	0	0	—	0	—	0	30
Clint Stitzer, K 2010.....	0	0	0	0	0	0	8	0	7	0	29
Brian Milne, RB 1996-99.....	4	0	0	0	0	0	—	1	—	0	26
Austin Seibert, K 2020.....	0	0	0	0	0	0	8	0	6	0	26
Virgil Carter, QB 1970-73.....	4	0	0	0	0	0	1	0	—	0	25
Rex Burkhead, RB 2013-16.....	3	1	0	0	0	0	—	0	—	0	24
Tommy Casanova, S/PR 1972-77.....	0	0	1	0	2	1	—	0	—	0	24
Damon Gibson, WR/PR 1998.....	0	3	1	0	0	0	—	0	—	0	24
Andrew Hawkins, WR 2011-13.....	0	4	0	0	0	0	—	0	—	0	24
James Hundon, WR/KOR 1996-99.....	0	4	0	0	0	0	—	0	—	0	24
Johnathan Joseph, CB 2006-10.....	0	0	0	0	3	1	—	0	—	0	24
Anthony Munoz, OT 1980-92.....	0	4	0	0	0	0	—	0	—	0	24
Chris Perry, RB 2004-08.....	2	2	0	0	0	0	—	0	—	0	24
Brandon Tate, WR/KOR/PR 2011-15.....	0	3	1	0	0	0	—	0	—	0	24
Reggie Williams, LB 1976-89.....	0	0	0	0	1	1	—	0	—	2	**22
Ron Dugans, WR 2000-02.....	0	3	0	0	0	0	—	1	—	0	20
James Francis, LB 1990-98.....	0	0	0	0	3	0	—	0	—	1	20
Jim Gallery, K 1989.....	0	0	0	0	0	0	13	0	2	0	19
Al Beauchamp, LB 1968-75.....	0	0	0	0	2	1	—	0	—	0	18
Carlos Dunlap, DE 2010-20.....	0	0	0	0	2	1	—	0	—	0	18
James Griffin, S 1983-85.....	0	0	0	0	3	0	—	0	—	0	18
Ray Griffin, CB/KOR 1978-84.....	0	0	0	0	3	0	—	0	—	0	18
Leon Hall, CB 2007-15.....	0	0	0	0	3	0	—	0	—	0	18
Adam Jones, CB/PR/KOR 2010-17.....	0	0	1	0	1	1	—	0	—	0	18
Reggie Kelly, TE 2003-10.....	3	3	0	0	0	0	—	0	—	0	18
Warren McVea, WR/KOR 1968.....	1	2	0	0	0	0	—	0	—	0	18
Scott Perry, CB 1976-79.....	0	0	0	0	2	1	—	0	—	0	**18
Turk Schonert, QB 1980-85, 87-89.....	3	0	0	0	0	0	—	0	—	0	18
Jordan Shipley, WR 2010-11.....	0	3	0	0	0	0	—	0	—	0	18
Brian Simmons, LB 1998-2006.....	0	0	0	0	2	0	—	0	—	0	**18
Craig Thompson, TE 1992-93.....	0	3	0	0	0	0	—	0	—	0	18
David Verser, WR/KOR 1981-84.....	0	3	0	0	0	0	—	0	—	0	18
Rick Walker, TE 1977-79.....	0	3	0	0	0	0	—	0	—	0	18
Sam Wyche, QB 1968-70.....	3	0	0	0	0	0	—	0	—	0	18
Steve Broussard, RB 1994.....	2	0	0	0	0	0	—	1	—	0	14
David Fulcher, S 1986-92.....	0	0	0	0	2	0	—	0	—	1	14
Willie Jackson, WR 1998-99.....	0	2	0	0	0	0	—	1	—	0	14
Darryl Williams, S 1992-95, 2000-01.....	0	0	0	0	2	0	—	0	—	1	14
Mike Barber, WR 1990-92.....	0	2	0	0	0	0	—	0	—	0	12
Marco Battaglia, TE 1996-2001.....	0	2	0	0	0	0	—	0	—	0	12
Royce Berry, DE 1969-75.....	0	0	0	0	0	2	—	0	—	0	12
Louis Breedon, CB 1977-87.....	0	0	0	0	2	0	—	0	—	0	12
Barney Bussey, RB/KOR 1986-92.....	0	0	0	0	0	1	—	0	—	0	**12
Jeff Cothran, FB 1994-96.....	1	1	0	0	0	0	—	0	—	0	12
Jeff Driskel, QB 2016-19.....	2	0	0	0	0	0	—	0	—	0	12
Chris Evans, RB 2021.....	0	2	0	0	0	0	—	0	—	0	12
Ryan Fitzpatrick, QB 2007-08.....	2	0	0	0	0	0	—	0	—	0	12
J.P. Foschi, TE 2009-10.....	0	2	0	0	0	0	—	0	—	0	12
Robert Geathers, DE/LB 2004-14.....	0	0	0	0	1	1	—	0	—	0	12
Ira Hillary, WR/PR 1987-89.....	0	2	0	0	0	0	—	0	—	0	12
Ray Horton, CB 1983-88.....	0	0	0	0	2	0	—	0	—	0	12
Robert Jackson, S 1981-87, 89.....	0	0	0	0	0	2	—	0	—	0	12
Dre Kirkpatrick, CB 2012-19.....	0	0	0	0	2	0	—	0	—	0	12
Nick Luchey, FB/H-B 1999-2002, 05.....	2	0	0	0	0	0	—	0	—	0	12
Tremain Mack, S/CB/KOR 1997-2000.....	0	0	0	2	0	0	—	0	—	0	12
Chinedum Ndukwe, S 2007-10.....	0	0	0	0	0	2	—	0	—	0	12
Lorenzo Neal, RB 2001-02.....	0	2	0	0	0	0	—	0	—	0	12
Tab Perry, WR/KOR 2005-07.....	1	1	0	0	0	0	—	0	—	0	12
Mitchell Price, CB/PR 1990-93.....	0	0	2	0	0	0	—	0	—	0	12
John Reaves, QB 1975-78.....	2	0	0	0	0	0	—	0	—	0	12
Corey Sawyer, CB/PR 1994-98.....	0	0	1	0	1	0	—	0	—	0	12
Willie Shelby, RB/KOR/PR 1976-77.....	0	0	0	1	0	0	—	0	—	0	**12
Takeo Spikes, LB 1998-2002.....	0	0	0	0	0	1	—	0	—	0	12
Tony Stewart, TE 2002-06.....	0	2	0	0	0	0	—	0	—	0	12
Auden Tate, WR 2018-21.....	0	2	0	0	0	0	—	0	—	0	12
Deacon Turner, RB/KOR 1978-80.....	1	1	0	0	0	0	—	0	—	0	12
Michael Westbrook, WR 2002.....	0	2	0	0	0	0	—	0	—	0	12
Brandon Wilson, S/KOR 2017-21.....	0	0	0	2	0	0	—	0	—	0	12
Craig Yeast, WR/PR 1999-2000.....	0	0	2	0	0	0	—	0	—	0	12
Aaron Pettrey, K 2010.....	0	0	0	0	0	5	—	0	2	0	11
Rod Sherman, WR/K 1968.....	0	1	0	0	0	0	4	0	0	0	10
Geno Atkins, DT 2010-20.....	0	0	0	0	0	1	—	0	—	1	8
Cody Core, WR 2016-18.....	0	1	0	0	0	0	—	1	—	0	8
Harry Gunner, DE 1968-69.....	0	0	0	0	1	0	—	0	—	1	8
Garrison Hearst, RB 1996.....	0	1	0	0	0	0	—	1	—	0	8
Brian Leonard, RB 2009-12.....	0	1	0	0	0	0	—	1	—	0	8
Leon White, LB 1986-91.....	0	0	0	0	0	1	—	0	—	1	8
Ashley Ambrose, CB 1996-98.....	0	0	0	0	1	0	—	0	—	0	6
Estes Banks, RB 1968.....	0	1	0	0	0	0	—	0	—	0	6
Leo Barker, LB 1984-91.....	0	0	0	0	0	1	—	0	—	0	6
Jessie Bates III, S 2018-21.....	0	0	0	0	1	0	—	0	—	0	6
Ray Bentley, LB 1992.....	0	0	0	0	0	1	—	0	—	0	6
Lewis Billups, CB 1986-91.....	0	0	0	0	0	1	—	0	—	0	6
Armon Binns, WR 2012.....	0	1	0	0	0	0	—	0	—	0	6
Brian Brennan, WR 1992.....	0	1	0	0	0	0	—	0	—	0	6
Mike Brim, CB 1993-95.....	0	0	0	0	1	0	—	0	—	0	6
Glenn Bujnoch, G 1976-82.....	1	0	0	0	0	0	—	0	—	0	6
Vontaze Burfitt, LB 2012-18.....	0	0	0	0	0	1	—	0	—	0	6
Cethan Carter, TE/H-B 2017-20.....	0	1	0	0	0	0	—	0	—	0	6

(All-time individual stats — scoring, continued)

Antonio Chatman, WR/PR 2006-09.....	0	1	0	0	0	0	—	0	—	0	6
Wayne Clark, QB 1974.....	1	0	0	0	0	0	—	0	—	0	6
Marvin Cobb, S 1975-79.....	0	0	0	0	1	0	—	0	—	0	6
Colin Cochart, TE 2011.....	0	1	0	0	0	0	—	0	—	0	6
Greg Cook, QB 1969-74.....	1	0	0	0	0	0	—	0	—	0	6
John Copeland, DE/DT 1993-2000.....	0	0	0	0	0	1	—	0	—	0	6
Jim Corbett, TE 1977-80.....	0	1	0	0	0	0	—	0	—	0	6
Neal Craig, S 1971-73.....	0	0	0	0	1	0	—	0	—	0	6
Chris Crocker, S 2008-13.....	0	0	0	0	1	0	—	0	—	0	6
Darqueze Dennard, CB 2014-19.....	0	0	0	0	1	0	—	0	—	0	6
Mike Dingle, RB 1991-92.....	0	1	0	0	0	0	—	0	—	0	6
DeDe Dorsey, RB 2007-08.....	0	0	0	0	0	0	—	0	—	0	**6
Tony Dye, S 2012-13.....	0	0	0	0	0	0	—	0	—	0	**6
Eddie Edwards, DE 1977-88.....	0	0	0	0	0	1	—	0	—	0	6
Alex Erickson, WR/PR/KOR 2016-20.....	0	1	0	0	0	0	—	0	—	0	6
Jonathan Fanene, DE/DT 2005-11.....	0	0	0	0	1	0	—	0	—	0	6
Danny Farmer, WR 2000-02.....	0	1	0	0	0	0	—	0	—	0	6
Clayton Fejedelem, S 2016-19.....	0	0	0	0	0	1	—	0	—	0	6
Ryan Finley, QB 2019-20.....	1	0	0	0	0	0	—	0	—	0	6
Wallace Gilberry, DE 2012-16.....	0	0	0	0	0	1	—	0	—	0	6
Jim Griffin, DE 1968.....	0	0	0	0	0	1	—	0	—	0	6
Cliff Groce, FB 1999-2000.....	1	0	0	0	0	0	—	0	—	0	6
Kevin Hardy, LB 2003-04.....	0	0	0	0	0	1	—	0	—	0	6
Jim Hargrove, RB 1981.....	1	0	0	0	0	0	—	0	—	0	6
Bo Harris, LB 1975-82.....	0	0	0	0	1	0	—	0	—	0	6
Artrell Hawkins, CB 1998-2003.....	0	0	0	0	1	0	—	0	—	0	6
Jeff Hayes, P 1986.....	1	0	0	0	0	0	—	0	—	0	6
Rodney Heath, CB 1999-2001.....	0	0	0	0	1	0	—	0	—	0	6
Trayvon Henderson, S 2018-21.....	0	0	0	0	0	1	—	0	—	0	6
Mike Hilton, CB 2021.....	0	0	0	0	1	0	—	0	—	0	6
Sam Hubbard, DE 2018-21.....	0	0	0	0	0	1	—	0	—	0	6
Bobby Hunt, S 1968-69.....	1	0	0	0	0	0	—	0	—	0	6
William Jackson III, CB 2016-20.....	0	0	0	0	1	0	—	0	—	0	6
Lynn James, WR 1990-91.....	0	1	0	0	0	0	—	0	—	0	6
Dick Jauren, S 1978-81.....	0	0	0	0	1	0	—	0	—	0	6
Bill Johnson, RB 1985-87.....	1	0	0	0	0	0	—	0	—	0	6
Landon Johnson, LB 2004-07.....	0	0	0	0	0	1	—	0	—	0	6
Lee Johnson, P/K 1988-98.....	0	0	0	0	0	0	—	0	2	0	6
Michael Johnson, DE/LB 2009-13, '15-18.....	0	0	0	0	1	0	—	0	—	0	6
Roger Jones, CB 1994-96.....	0	0	0	0	1	0	—	0	—	0	6
Kevin Kaesviharn, S/CB 2001-06.....	0	0	0	0	0	1	—	0	—	0	6
Ethan Kilmer, S 2006-08.....	0	0	0	0	1	0	—	0	—	0	6
Charlie King, CB 1968-69.....	0	0	0	0	1	0	—	0	—	0	6
Howie Kurnick, LB 1979-80.....	0	0	0	0	0	1	—	0	—	0	6
Kyle Larson, P 2004-08.....	1	0	0	0	0	0	—	0	—	0	6
Matt Lengel, TE 2018.....	0	1	0	0	0	0	—	0	—	0	6
Jim LeClair, LB 1972-83.....	0	0	0	0	0	1	—	0	—	0	6
Marc Logan, RB 1987-88.....	1	0	0	0	0	0	—	0	—	0	6
Bob Maddox, DE 1974.....	0	0	0	0	0	0	—	0	—	0	**6
Josh Malone, WR 2017-18.....	0	1	0	0	0	0	—	0	—	0	6
Massimo Manca, K 1987.....	0	0	0	0	0	0	3	0	1	0	6
David McCluskey, RB 1987.....	1	0	0	0	0	0	—	0	—	0	6
John McDaniel, WR 1974-77.....	0	1	0	0	0	0	—	0	—	0	6
Ostell Miles, RB 1992-93.....	1	0	0	0	0	0	—	0	—	0	6
Scott Mitchell, QB 2000-01.....	1	0	0	0	0	0	—	0	—	0	6
Melvin Morgan, CB 1976-78.....	0	0	0	0	0	1	—	0	—	0	**6
Reggie Nelson, S 2010-15.....	0	0	0	0	1	0	—	0	—	0	6
Terence Newman, CB 2012-14.....	0	0	0	0	0	0	—	0	—	0	**6
Deltha O'Neal, CB 2004-07.....	0	0	0	0	1	0	—	0	—	0	6
Cedric Peerman, RB 2010-17.....	1	0	0	0	0	0	—	0	—	0	6
Chris Pressley, FB 2010-13.....	0	1	0	0	0	0	—	0	—	0	6
Dave Rayner, K 2008.....	0	0	0	0	0	0	3	0	1	0	6
Reggie Rembert, WR 1991-93.....	0	1	0	0	0	0	—	0	—	0	6
Vincent Rey, LB 2010-18.....	0	0	0	0	1	0	—	0	—	0	6
Wade Russell, TE 1987.....	0	1	0	0	0	0	—	0	—	0	6
Mike St. Clair, DE 1980-82.....	0	0	0	0	0	1	—	0	—	0	6

Drew Sample, TE 2019-21.....	0	1	0	0	0	0	—	0	—	0	6
Sam Shade, S 1995-98.....	0	0	0	0	0	1	—	0	—	0	6
Sedrick Shaw, RB 1999.....	1	0	0	0	0	0	—	0	—	0	6
John Simmons, CB/PR/KOR 1981-86.....	0	0	0	0	1	0	—	0	—	0	6
Tom Smiley, RB 1968.....	1	0	0	0	0	0	—	0	—	0	6
Alex Smith, TE 2013-14.....	0	1	0	0	0	0	—	0	—	0	6
Akil Smith, QB 1999-2002.....	1	0	0	0	0	0	—	0	—	0	6
Kendal Smith, WR 1989-90.....	0	1	0	0	0	0	—	0	—	0	6
Jimmy Spencer, CB 1996-97.....	0	0	0	0	0	1	—	0	—	0	6
Milt Stegall, WR/KOR 1992-94.....	0	1	0	0	0	0	—	0	—	0	6
Eric Thomas, CB 1987-92.....	0	0	0	0	1	0	—	0	—	0	6
Mike D. Thomas, WR 2020-21.....	0	1	0	0	0	0	—	0	—	0	6
Odell Thurman, LB 2005.....	0	0	0	0	1	0	—	0	—	0	6
Melvin Tuten, OT/TE 1995-96.....	0	1	0	0	0	0	—	0	—	0	6
Fernandus Vinson, S 1991-94.....	0	0	0	0	0	1	—	0	—	0	6
Kevin Walter, WR 2003-05.....	0	1	0	0	0	0	—	0	—	0	6
Andrew Whitworth, OT/G 2006-16.....	0	1	0	0	0	0	—	0	—	0	6
Madieu Williams, S/CB 2004-07.....	0	0	0	0	1	0	—	0	—	0	6
Shawn Williams, S 2013-20.....	0	0	0	0	1	0	—	0	—	0	6
Stepfret Williams, WR 1998.....	0	1	0	0	0	0	—	0	—	0	6
Elliott Fry, K 2021.....	0	0	0	0	0	0	1-1	0	1-1	0	4
Alfred Williams, LB/DE 1991-94.....	0	0	0	0	0	0	—	0	—	2	4
Ross Browner, DE 1978-86.....	0	0	0	0	0	0	1	0	—	1	3
Coy Bacon, DE 1976-77.....	0	0	0	0	0	0	—	0	—	1	2
Gary Burley, DE 1975-83.....	0	0	0	0	0	0	—	0	—	1	2
Ron Carpenter, DT/DE 1970-76.....	0	0	0	0	0	0	—	0	—	1	2
Alex Gordon, LB 1991-93.....	0	0	0	0	0	0	—	0	—	1	2
Paul Justin, QB 1998.....	0	0	0	0	0	0	—	1	—	0	2
Lemar Marshall, LB 2007.....	0	0	0	0	0	0	—	0	—	1	2
Taylor Mays, S 2011-14.....	0	0	0	0	0	0	—	0	—	1	2
Scott Schult, LB 1987.....	0	0	0	0	0	0	—	0	—	1	2
Sherman White, DE 1972-75.....	0	0	0	0	0	0	—	0	—	1	2
Marshall Koehn, K 2017.....	0	0	0	0	0	0	1	0	0	0	1
Sandro Vitiello, K 1980.....	0	0	0	0	0	0	1	0	0	0	1

* STATISTICS NOTES:

- TDs noted in the TD-FR column were TDs scored on defense or special teams on recoveries of opponents' fumbles.
- The two-point conversion existed in the AFL when Cincinnati was an AFL team from 1968-69, but it was not instituted in the NFL until 1994. Thus, all Bengals PATs scored from 1970-1993 were worth one point, regardless of whether they were scored by kick, run or pass.

** PLAYER POINT TOTAL NOTES:

- Barney Bussey scored a TD on a blocked punt recovery in the end zone vs. Detroit in 1989 (Bussey was not credited with the blocked punt itself).
- DeDe Dorsey scored a TD on a 19-yard blocked punt recovery return vs. Arizona in 2007 (Dorsey also was credited with the blocked punt itself).
- Tony Dye scored a TD on a 24-yard blocked punt recovery return vs. Cleveland in 2013 (Dye was not credited with the blocked punt itself).
- Bob Maddox scored a TD on a 3-year blocked punt recovery return vs. Kansas City in 1974 (Maddox also was credited with the blocked punt itself).
- Melvin Morgan scored a TD on a 32-yard fumble recovery return at Houston in 1976 after receiving a lateral from Coy Bacon, who recovered the fumble and returned it 48 yards himself (Morgan was not credited with the recovery itself but he received 32 fumble recovery return yards and the score, while Bacon received the recovery and 48 return yards).
- Terence Newman scored a TD on a 58-yard fumble recovery return vs. Green Bay in 2013. On the play, Reggie Nelson recovered a Packers fumble and returned it six yards before fumbling himself, then Newman recovered Nelson's fumble and returned it for the score. Nelson was credited for the opponent's fumble recovery and a six-yard return on the defensive statistics, while Newman did not receive credit defensively for the fumble recovery or the return yardage.
- Scott Perry scored a TD on a 25-yard blocked punt recovery return vs. Kansas City in 1978 (Perry also was credited with the blocked punt itself).
- Willie Shelby scored a TD on a blocked punt recovery in the end zone vs. Houston in 1977 (Shelby was not credited with the blocked punt itself).
- Brian Simmons received a lateral from CB Robert Bean, who recovered a fumble on a Steelers FG attempt, and returned it 56 yards for a TD vs. Pittsburgh in 2001 (Bean had returned the fumble recovery 10 yards before laterally the ball to Simmons).
- Reggie Williams scored a TD on a blocked punt recovery in the end zone at Pittsburgh in 1977 (Williams was not credited with the blocked punt itself).

ALL-TIME RUSHING

Order based on total yards. Updated through 2021 season.
Players active with Bengals as of July 24, 2022 are listed in bold.

PLAYER, POS., YEARS	ATT	YDS	AVG	LG	TD
Corey Dillon, RB 1997-2003.....	1865	8061	4.3	96t	45
James Brooks, RB 1984-91.....	1344	6447	4.8	65t	37
Rudi Johnson, RB 2001-07.....	1441	5742	4.0	54	48
Pete Johnson, FB 1977-83.....	1402	5421	3.9	65	64
Joe Mixon, RB, 2017-21.....	1104	4564	4.1	51	33
Cedric Benson, RB 2008-11.....	1109	4176	3.8	46	21
Harold Green, RB 1990-95.....	968	3727	3.9	75t	8
Giovani Bernard, RB 2013-20.....	921	3697	4.0	89t	22
Essex Johnson, RB/PR/KOR 1968-75.....	675	3070	4.5	86t	18
Boobie Clark, FB 1973-78.....	779	2978	3.8	26	25
Jeremy Hill, RB 2014-17.....	704	2873	4.1	85t	29
Archie Griffin, RB 1976-83.....	691	2808	4.1	77t	7
Charles Alexander, HB/FB 1979-85.....	748	2645	3.5	37	13
Larry Kinnebrew, FB 1983-87.....	639	2582	4.0	52	37
Paul Robinson, RB/KOR 1968-72.....	617	2441	4.0	87t	19
Ken Anderson, QB 1971-86.....	397	2220	5.6	29	20
Jess Phillips, RB/DB 1968-72.....	424	1860	4.4	83	8
BenJarvus Green-Ellis, RB 2012-13.....	498	1850	3.7	48	13
Ickey Woods, FB 1988-91.....	332	1525	4.6	56	27
Jeff Blake, QB 1994-99.....	285	1499	5.3	30	10
Derrick Fenner, FB 1992-94.....	374	1450	3.9	35t	9
Lennil Elliott, RB 1973-78.....	324	1395	4.3	32	3
Boomer Esiason, QB 1984-92, '97.....	340	1355	4.0	24	5
Stanford Jennings, RB/KOR 1984-90.....	308	1225	4.0	20t	9
Andy Dalton, QB 2011-19.....	394	1221	3.1	25	22
Brandon Bennett, RB/KOR 1998-2003.....	306	1127	3.7	37t	5
Stanley Wilson, RB 1983-84, '86, '88.....	253	1118	4.4	58t	11
Kenny Watson, RB 2003-08.....	242	1117	4.6	25	8
Doug Dressler, RB 1970-74.....	272	1101	4.0	43t	9

Bernard Scott, RB/KOR 2009-13.....	255	1035	4.1	61	4
Garrison Hearst, RB 1996.....	225	847	3.8	24	0
Eric Bienenmyer, RB/KOR 1995-98.....	192	803	4.2	33t	6
Ki-Jana Carter, RB 1995-99.....	227	747	3.3	79t	16
Fred Willis, RB 1971-72.....	177	717	4.1	36	7
Chris Perry, RB/KOR 2004-08.....	177	606	3.4	30	2
Eric Ball, FB/KOR 1989-94.....	156	576	3.7	27	8
Stan Fritts, RB 1975-76.....	141	575	4.1	22	11
Deacon Turner, RB/KOR 1978-80.....	142	549	3.9	65	1
Samaje Perine, RB 2019-21.....	118	547	4.6	46t	4
Craig Taylor, RB 1989-91.....	114	480	4.2	34t	7
Bill Johnson, RB 1985-87.....	86	475	5.5	34	1
David Klingler, QB 1992-95.....	69	420	6.1	29	0
Steve Broussard, RB 1994.....	94	403	4.3	37t	2
Rex Burkhead, RB 2013-16.....	87	375	4.3	17	3
Charlie Davis, RB 1974-75.....	72	375	5.2	29	0
Ed Williams, RB 1974-75.....	93	374	4.0	19	5
Akil Smith, QB 1999-2002.....	70	371	5.3	24	1
Peter Warrick, WR/PR 2000-04.....	52	355	6.8	77t	2
Cedric Peerman, RB 2010-17.....	70	349	5.0	48	1
Viggo Carter, QB 1970-73.....	54	345	6.4	73	4
Brian Leonard, RB 2009-12.....	86	336	3.9	42	0
Tony Davis, RB/PR 1976-78.....	84	316	3.8	16	5
Carson Palmer, QB 2003-10.....	179	316	1.8	15	5
Michael Basnight, RB 1999-2000.....	62	308	5.0	46	0
Ryan Fitzpatrick, QB 2007-08.....	60	304	5.1	22	2
Jon Kitna, QB 2001-05.....	101	299	3.0	20	5
Sam Wyche, QB 1968-70.....	43	299	7.0	23	3
Turk Schonert, QB 1980-85, '87-89.....	62	276	4.5	19	4
Joe Burrow, QB 2020-21.....	77	260	3.4	23t	5
Marc Logan, RB 1987-88.....	39	213	5.5	51	1
Trayveon Williams, RB 2-19-21.....	41	208	5.1	55	0
Larry Johnson, RB 2009.....	46	204	4.4	27	0

(All-time individual stats — rushing, cont.)

Curtis Keaton, RB/KOR 2000-01	11	72	6.5	21	0
Dave Walter, QB 1987	16	70	4.4	16	0
Erik Wilhelm, QB 1989-91, 93-97	19	69	3.6	18	0
Jim Hargrove, RB 1981	16	66	4.1	27	1
John Reaves, QB 1975-78	17	63	3.7	20	2
Scott Mitchell, QB 2000-01	10	61	6.1	121	1
Dan Rice, RB 1987	18	59	3.3	8	0
Andrew Hawkins, WR 2011-13	13	58	4.5	11	0
David Verser, WR/KOR 1981-84	7	48	6.9	29	0
Shawn Williams, S 2013-20	2	46	23.0	39	0
Lorenzo Neal, FB 2001-02	14	41	2.9	9	0
Jay Schroeder, QB 1993	10	41	4.1	20	0
Don Bass, WR/TE 1978-81	6	40	6.7	14	0
James Joseph, RB 1995	16	40	2.5	8	0
Joe Wilson, RB 1973	10	39	3.9	11	0
Champ Henson, RB 1975	11	38	3.5	8	0
Brian Hill, RB 2017	11	37	3.4	11	0
Tom Dinkel, LB 1978-83, '85	3	34	11.3	20	0
Neil O'Donnell, QB 1998	13	34	2.6	10	0
Mark Walton, RB 2018	14	34	2.4	10	0
AJ McCarron, QB 2014-16	14	31	2.2	16	0
James Johnson, RB 2008	9	29	3.2	12	0
Dale Livingston, P/K 1968-69	2	29	14.5	18	0
Tee Higgins, WR 2020-21	5	28	5.6	13	0
Brandon Allen, QB 2020-21	20	26	1.3	4	0
Cliff Groce, FB 1999-2000	11	26	2.4	8	1
John Ross III, WR 2017-20	8	25	3.1	12	0
Eric Crabtree, WR 1969-71	4	24	6.0	16	0
Mike Martin, WR/PR/KOR 1983-89	3	24	8.0	15	0
James Wright, WR 2014-16	5	24	4.8	13	0
Steve Kreider, WR 1979-86	4	23	5.8	21	0
Gus Frerotte, QB 2002	4	22	5.5	9	0
Charlie Joiner, WR 1972-75	5	22	4.4	8	0
Dave Lewis, P/QB 1970-73	12	22	1.8	15	0
Tab Perry, WR/KOR 2005-07	6	22	3.7	9	1
Daniel Pope, P 2000	2	22	11.0	22	0
Speedy Thomas, WR 1969-72	8	22	2.8	16	1
Ja'Marr Chase, WR 2021	7	21	3.0	10	0
Chris Crocker, S 2008-13	1	21	21.0	21	0
Saint Saffold, WR 1968	1	21	21.0	21	0

Brandon Tate, WR/KOR/PR 2011-15	4	21	5.3	12	0
Tommy Casanova, S/PR 1972-77	1	20	20.0	20	0
John Holifield, RB 1988-89	11	20	1.8	11	0
Josh Johnson, QB 2013	7	20	2.9	10	0
Sedrick Shaw, RB 1999	4	20	5.0	10	1
Greg Meehan, WR 1987	4	19	4.8	17	0
Adrian Breen, QB 1987	6	18	3.0	9	0
Tim McGee, WR/KOR 1986-92, '94-95	8	18	2.3	25	0
Ben Bennett, QB 1987	2	17	8.5	9	0
Dewey Warren, QB 1968	4	17	4.3	12	0
Cliff Russell, WR/KOR 2004	3	15	5.0	13	0
Jeff Query, WR 1992-95	3	14	4.7	8	0
Reece Morrison, RB 1972-73	4	13	3.3	8	0
Cleotha Montgomery, RB/KOR/PR 1980	1	12	12.0	12	0
J.T. O'Sullivan, QB 2009	3	12	4.0	6	0
John Farley, RB 1984	7	11	1.6	5	0
Lynn James, WR 1990-91	1	11	11.0	11	0
Kyle Larson, P 2004-08	1	11	11.0	11	1
Laveranes Coles, WR 2009	2	10	5.0	8	0
Rex Keeling, P 1968	1	10	10.0	10	0
Antonio Chatman, WR/PR 2006-09	3	9	3.0	5	0
Damon Gibson, WR/KOR 1998	1	9	9.0	9	0
Willie Shelby, RB/KOR/PR 1976-77	5	9	1.8	3	0
Wayne Clark, QB 1974	1	8	8.0	8	1
Steve Conley, RB 1972	3	8	2.7	5	0
Reggie McNeal, WR 2006	1	8	8.0	8	0
Sandy Durko, S 1970-72	1	7	7.0	7	0
Clayton Fejedelem, S 2016-19	2	6	3.0	6	0
Mike Levenseller, WR 1979-80	1	6	6.0	6	0
Carl Pickens, WR/PR 1992-99	6	6	1.0	6	0
Patrick Robinson, WR/PR/KOR 1993	1	6	6.0	6	0
Ryan Benjamin, RB 1993	3	5	1.7	2	0
Daniel Herron, RB 2012	4	5	1.3	6	0
Bobby Hunt, S 1968-69	1	5	5.0	5	1
Mike Norseth, QB 1987-88	1	5	5.0	5	0
Michael Blair, FB 1998	1	4	4.0	4	0
Dennis Bujnoch, G 1976-82	1	4	4.0	4	1
Doug Gaynor, QB 1986	1	4	4.0	4	0
Jordan Palmer, QB 2008-10	1	4	4.0	4	0
Kelley Washington, WR 2003-06	2	4	2.0	5	0
Ted Washington, RB 1968	1	4	4.0	4	0
John McDaniel, WR 1974-77	2	3	1.5	5	0
Stanley Morgan, WR 2019-21	1	3	3.0	3	0

Nathan Poole, RB 1979-80	6	3	0.5	7	0
Rod Sherman, WR/K 1968	1	3	3.0	3	0
Glenn Holt, WR/KOR 2006-08	2	2	1.0	1	0
Paul Justin, QB 1998	1	2	2.0	2	0
Josh Malone, WR 2017-18	2	2	1.0	4	0
Jerome Simpson, WR 2008-11	1	2	2.0	2	0
Quincy Wilson, RB 2006-07	2	2	1.0	5	0
Jason Burns, RB 1995	1	1	1.0	1	0
Jason Campbell, QB 2014	1	1	1.0	1	0
Bruce Coslet, TE 1969-76	1	1	1.0	1	0
Skyler Green, WR 2007	1	1	1.0	1	0
John Stofa, QB 1968-69	10	1	0.1	13	0
Mike D. Thomas, WR 2020-21	1	1	1.0	1	0
Michael Westbrook, WR 2002	1	1	1.0	1	0
Marvin Cobb, S 1975-79	1	0	0.0	0	0
Brad Costello, P 1998-99	1	0	0.0	0	0
Rob Hertel, QB 1978	1	0	0.0	0	0
Ryan Hewitt, H-B 2014-17	1	0	0.0	0	0
Chris Pressley, FB 2010-13	1	0	0.0	0	0
Jim Corbett, TE 1977-80	1	-1	-1.0	-1	0
Bruce Gradkowski, QB 2011-12	7	-1	0.1	1	0
Scottie Graham, RB 1997	1	-1	-1.0	-1	0
Kevin Huber, P 2009-21	3	-1	-0.3	0	0
Eric Kresser, QB 1997-99	1	-1	-1.0	-1	0
Dennis Law, WR/PR 1978	1	-1	-1.0	-1	0
Dane Sanzenbacher, WR 2013-14	1	-1	-1.0	-1	0
Bob Trumpy, TE/WR 1968-77	1	-1	-1.0	-1	0
Craig Yeast, WR/PR 1999-2000	3	-1	-0.3	15	0
Jeff Christensen, QB 1983	1	-2	-2.0	-2	0
Quan Cosby, WR/PR 2009-10	1	-2	-2.0	-2	0
Ira Hillary, WR/PR 1987-89	1	-2	-2.0	-2	0
Brandon LaFell, WR 2016-17	1	-2	-2.0	-2	0
Jeff Hill, WR 1994-96	1	-3	-3.0	-3	0
Scott Covington, QB 1999-2001	2	-4	-2.0	-2	0
M.L. Harris, TE 1980-85	4	-5	-1.3	5	0
Neil Rackers, K 2000-02	1	-5	-5.0	-5	0
Pat McNally, P/WR 1976-85	5	-7	-1.4	18	0
Anthony Wright, QB 2006	4	-12	-3.0	-1	0
Mike Barber, WR 1990-92	1	-13	-13.0	-13	0
David Dunn, WR/KOR 1995-98	1	-13	-13.0	-13	0
Cris Collinsworth, WR 1981-88	7	-15	-2.1	8	0
Billy Brooks, WR 1976-79	3	-17	-5.7	4	0
Lee Johnson, P/K 1988-98	4	-25	-6.3	0	0

ALL-TIME PASSING

Order based on passer rating. Updated through 2021 season.
Players active with Bengals as of July 24, 2022 are listed in bold.

500 OR MORE ATTEMPTS

PLAYER, POS., YEARS	ATT	CMP	YDS	TD	INT	LG	SKD-YDS	RAT
Joe Burrow, QB 2020-21	924	630	7299	47	19	82t	83-601	100.2
Andy Dalton, QB 2011-19	4449	2757	31,594	204	118	86t	278-1738	87.5
Carson Palmer, QB 2003-10	3217	2024	22,694	154	100	78t	160-1116	86.9
Boomer Esiason, QB 1984-92, 97	3564	2015	27,149	187	131	86t	237-1858	83.1
Ken Anderson, QB 1971-86	4475	2654	32,838	197	160	94t	398-2875	81.9
Jeff Blake, QB 1994-99	2221	1240	15,134	93	62	88t	171-1044	79.3
Virgil Carter, QB 1970-73	582	328	3850	22	20	90t	40-313	74.9
Jon Kitna, QB 2001-05	1707	1009	10,707	59	59	82t	94-644	74.6
David Klingler, QB 1992-95	687	375	3880	16	21	83t	83-523	66.1

50-499 ATTEMPTS

PLAYER, POS., YEARS	ATT	CMP	YDS	TD	INT	LG	SKD-YDS	RAT
AJ McCarron, QB 2014-17	133	86	920	6	2	66t	13-72	93.6
Neil O'Donnell, QB 1998	343	212	2216	15	4	76t	30-217	90.2
Greg Cook, QB 1969-74	200	107	1865	15	11	78t	29-195	87.6
Jeff Driskel, QB 2016-19	176	105	1003	6	2	37	16-122	82.2
Brandon Allen, QB 2020-21	176	107	1074	7	4	72t	11-84	82.0
Sam Wyche, QB 1968-70	220	115	1743	12	8	80t	49-321	81.7
Turk Schonert, QB 1980-85, 87-89	350	216	2756	7	12	71	43-330	78.7
Erik Wilhelm, QB 1989-91, 93-97	136	77	912	5	6	46t	8-43	71.1
Ryan Fitzpatrick, QB 2007-08	372	221	1905	8	9	79	38-193	70.0
Jay Schroeder, QB 1993	159	78	832	5	2	37	13-87	70.0
Donald Hollas, QB 1991-94	115	67	645	3	5	24t	16-122	64.6
John Stofa, QB 1968-69	173	85	896	5	5	60	17-140	60.8
Paul Justin, QB 1998	63	34	426	1	3	41	7-60	60.7
Dewey Warren, QB 1968	80	47	506	1	4	45t	10-69	60.7
Ryan Finley, QB 2019-20	119	58	638	3	4	47	20-156	59.4
Jack Thompson, QB 1979-82	370	175	2072	13	19	59t	36-352	55.1
Akili Smith, QB 1999-2002	461	215	2212	5	13	46	59-327	52.8
John Reaves, QB 1975-78	276	131	1546	7	17	51t	15-104	47.8
Gus Frerotte, QB 2002	85	44	437	1	5	51	10-74	46.1
Scott Mitchell, QB 2000-01	199	93	1004	3	11	38	18-97	44.0

FEWER THAN 50 ATTEMPTS

PLAYER, POS., YEARS	ATT	CMP	YDS	TD	INT	LG	SKD-YDS	RAT
Mohamed Sanu, WR 2012-15	5	5	177	2	0	73t	1-6	158.3
Archie Griffin, RB 1976-83	4	3	39	2	0	18t	1-3	144.8

ALL-TIME RECEPTIONS

Order based on total receptions. Updated through 2021 season.
Players active with Bengals as of July 24, 2022 are listed in bold.

PLAYER, POS., YEARS	REC	YDS	AVG	LG	TD
Chad Johnson, WR 2001-10	751	10,783	14.4	82t	66
A.J. Green, WR 2011-20	649	9430	14.5	82t	65
Carl Pickens, WR/PR 1992-99	530	6887	13.0	75t	63
T.J. Houshmandzadeh, WR/PR 2001-08	507	5782	11.4	62	37
Cris Collinsworth, WR 1981-88	417	6698	16.1	74t	36
Isaac Curtis, WR 1973-84	416	7101	17.1	85t	53
Tyler Boyd, WR 2016-21	388	4571	11.8	72t	24
Darnay Scott, WR 1994-2001	386	5975	15.5	88t	36

Archie Griffin, RB 1976-83	192	1607	8.4	52t	6
Tyler Eifert, TE 2013-19	185	2152	11.6	71	24
Pete Johnson, FB 1977-83	173	1327	7.7	34	6
Joe Mixon, RB 2017-21	171	1322	7.7	67	8
Charles Alexander, HB/FB 1979-85	165	1130	6.8	65t	2
C.J. Uzomah, TE 2015-21	163	1591	9.8	55t	13
Mohamed Sanu, WR 2012-15	152	1793	11.8	76t	11
Boobie Clark, FB 1973-78	151	1139	7.5	39	2
Steve Kreider, WR 1979-86	150	2119	14.1	56	9
Harold Green, RB 1990-95	145	1004	6.9	34	3
Tee Higgins, WR 2020-21	141	1999	14.2	67	12
Marvin Jones, WR 2012-15	134	1729	12.9	47	15

(All-time individual stats — receptions, cont.)

Eric Bieniemy, RB/KOR 1995-98	133	1098	8.3	42	0
Reggie Kelly, TE 2003-10	125	970	7.8	32	3
Andre Caldwell, WR/KOR 2008-11	124	1172	9.5	53	6
Essex Johnson, RB/PR/KOR 1968-75	121	1541	12.7	78	11
Chris Henry, WR 2005-09	119	1826	15.3	73	21
Don Bass, WR/TE 1978-81	117	1580	13.3	55	13
Brandon LaFell, WR 2016-17	116	1410	12.2	86	9
Stanford Jennings, RB/KOR 1984-90	107	1027	9.6	43	9
Kenny Watson, RB 2003-08	103	762	7.4	46	1
Lenvil Elliott, RB 1973-78	102	921	9.0	33	9
Rudi Johnson, RB 2001-07	101	588	5.8	33	1
M.L. Harris, TE 1980-85	99	1369	13.8	80	10
Billy Brooks, WR 1976-79	93	1683	18.1	94	7
Alex Erickson, WR/PR/KOR 2016-20	93	1086	11.7	52	1
Speedy Thomas, WR 1969-72	93	1236	13.3	90	8
Derrick Fenner, FB 1992-94	91	744	8.2	40	2
Brandon Bennett, RB/KOR 1998-2003	90	756	8.4	55	1
Matt Schobel, TE 2002-05	90	938	10.4	76	9
Ron Dugans, WR 2000-02	89	797	9.0	31	3
Doug Dressler, RB 1970-74	87	689	7.9	33	1
Andrew Hawkins, WR 2011-13	86	995	11.6	59	4
Brian Leonard, RB 2009-12	83	631	7.6	37	1
Chris Perry, RB/KOR 2004-08	83	474	5.7	28	2
Charlie Joiner, WR 1972-75	82	1463	17.8	65	6
Ja'Marr Chase, WR 2021	81	1455	18.0	82	13
Cedric Benson, RB 2008-11	80	556	7.0	79	1
Jeff Query, WR 1992-95	77	963	12.5	83	7
David Dunn, WR/KOR 1995-98	76	1132	14.9	40	4
Jess Phillips, RB/DB 1968-72	76	427	5.6	31	2
Eric Crabtree, WR 1969-71	73	1188	16.3	73	11
Terrell Owens, WR 2010	72	983	13.7	78	9
Kelley Washington, WR 2003-06	72	893	12.4	51	9
Jerome Simpson, WR 2008-11	71	1004	14.1	84	7
Marco Battaglia, TE 1996-2001	70	651	9.3	34	2
Paul Robinson, RB/KOR 1968-72	69	454	6.6	68	2
Jeremy Hill, RB 2014-17	67	484	7.2	38	1
Tyler Kroft, TE 2015-18	67	661	9.9	59	8
Mike Martin, WR/PR/KOR 1983-89	67	1017	15.2	54	6
Eric Kattus, TE 1986-91	66	698	10.6	57	5
Larry Kinnebrew, FB 1983-87	65	600	9.2	31	3
Auden Tate, WR 2019-21	61	799	13.1	33	2
Bruce Coslet, TE 1969-76	61	878	14.4	71	9
Jeremi Johnson, FB 2003-09	61	310	5.1	27	6
Pat McNally, PWR 1976-85	57	808	14.2	59	5
Drew Sample, TE 2019-21	56	460	8.2	23	1
Jordan Shipley, WR 2010-11	56	614	11.0	64	3
Ki-Jana Carter, RB 1995-99	52	375	7.2	35	1
Brian Milne, FB 1996-99	52	291	5.6	20	0
John Ross III, WR 2017-20	51	733	14.4	66	10
Tony Stewart, TE 2002-06	50	412	8.2	26	2
Ickey Woods, FB 1988-91	47	397	8.4	25	0
Antonio Chalmers, WR/PR 2006-09	43	365	8.5	25	1
Laveranues Coles, WR 2009	43	514	12.0	40	5
Danny Farmer, WR 2000-02	43	611	14.2	51	1
Lorenzo Neal, FB 2001-02	40	234	5.9	15	2
Willie Jackson, WR 1998-99	38	534	14.1	47	2
Samaje Perine, RB 2019-21	38	262	6.9	23	1
Mike Barber, WR 1990-92	37	451	12.2	42	2
Jim Riggs, TE 1987-92	37	274	7.4	21	0
Cliff Groce, FB 1999-2000	36	199	5.5	14	0
Reggie Rembert, WR 1991-93	36	437	12.1	27	1
Craig Thompson, TE 1992-93	36	281	7.8	32	3
Steve Broussard, RB 1994	34	218	6.4	25	0
Rex Burkhead, RB 2013-16	34	288	8.5	27	1
Brandon Tate, WR/KOR/PR 2011-15	33	469	14.2	55	3
Fred Willis, RB 1971-72	33	269	8.2	29	0
Rod Sherman, WR/K 1968	31	374	12.1	27	1
Daniel Coats, TE/FB 2007-10	30	291	9.7	25	0

Cody Core, WR 2016-18	30	360	12.0	50	1
Kevin Walter, WR 2003-05	30	296	9.9	33	1
Bernard Scott, RB/KOR 1999-13	29	165	5.7	25	0
James Hundon, WR 1966-99	28	416	14.9	61	4
Craig Taylor, RB 1989-91	28	188	6.7	20	3
J.P. Foschi, TE 2009-10	27	260	9.6	27	2
Ira Hillary, WR/PR 1987-89	27	303	11.2	31	2
Stanley Wilson, RB 1983-84, '86, '88	27	277	10.3	34	2
Craig Yeast, WR/PR 1999-2000	27	321	11.9	27	0
BenJarvus Green-Ellis, RB 2012-13	26	126	4.8	13	0
John McDaniel, WR 1974-77	26	459	17.7	60	1
Jim Corbett, TE 1977-80	25	376	15.0	51	1
Deacon Turner, RB/KOR 1978-80	25	141	5.6	151	1
Nick Luchey, FB/H-B 1999-2002, '05	24	226	9.4	20	0
David Verser, WR/KOR 1981-84	23	454	19.7	73	3
Ed Williams, RB 1974-75	23	194	8.4	20	2
Eric Ball, FB/KOR 1989-94	22	216	9.8	48	3
Ryan Hewitt, H-B 2014-17	22	220	10.0	22	0
Warren McVea, WR/KOR 1968	21	264	12.6	55	2
Glenn Holt, WR/KOR 2006-08	20	172	8.6	22	2
James Joseph, RB 1995	20	118	5.9	13	0
Jeff Cothran, FB 1994-96	19	117	6.2	15	1
Charles Davis, RB 1974-75	19	171	9.0	32	0
Damon Gibson, WR/PR 1998	19	258	13.6	76	3
Troy Sadowski, TE 1994-96	19	106	5.6	12	0
Tom Smiley, RB 1968	19	86	4.5	17	0
Armon Binns, WR 2012	18	210	11.7	48	1
Rodney Tate, RB 1982-83	18	142	7.9	25	0
Mike D. Thomas, WR 2020-21	18	184	10.2	29	1
James Wright, WR 2014-16	18	197	10.9	30	0
Kendall Smith, WR 1989-90	17	185	10.9	41	1
Michael Basnight, RB 1999-2000	16	172	10.8	47	2
Brian Brennan, WR 1992	16	166	10.4	21	1
Bill Johnson, RB 1985-87	16	122	7.6	17	0
Saint Safood, WR 1968	16	172	10.8	25	0
Ben Utecht, TE 2008-09	16	123	7.7	14	0
Tony Davis, RB/PR 1976-78	15	135	9.0	28	0
Chris Evans, RB 2021	15	151	10.1	24	2
Stan Fritts, RB 1975-76	15	138	9.2	19	2
Dane Sanzenbacher, WR 2013-14	15	166	11.1	26	0
Damon Griffin, WR/PR 1999-2000	14	137	9.8	20	0
Erick Walker, TE 1977-79	14	153	10.9	28	3
Cedric Peerman, RB 2010-17	13	123	9.5	17	0
Garrison Hearst, RB 1996	12	131	10.9	40	1
Donald Lee, TE 2011	11	115	10.5	26	0
Ryan Whalen, WR 2011-13	11	80	7.3	13	0
Lynn James, WR 1990-91	10	139	13.9	22	1
Tab Perry, WR/KOR 2005-07	10	109	10.9	30	1
Orson Charles, TE 2012-13	9	109	12.1	25	0
Damion Willis, WR 2019	9	82	9.1	17	0
Steve Bush, TE/FB/LS 1997-2000	8	82	10.3	18	0
Patrick Robinson, WR/PR/KOR 1993	8	72	9.0	14	0
Michael Westbrook, WR 2002	8	94	11.8	26	2
Cethan Carter, TE/H-B 2017-20	7	66	9.4	24	1
Josh Malone, WR 2017-18	7	75	10.7	25	1
Anthony Munoz, OT 1980-92	7	18	2.6	12	4
Wesley Carroll, WR 1993	6	81	13.5	28	0
Quan Cosby, WR/PR 2009-10	6	71	11.8	23	0
DeDe Dorsey, RB 2007-08	6	68	11.3	36	0
David Frisch, TE 1993-94	6	43	7.2	12	0
Ken Herock, TE 1968	6	75	12.5	22	0
James Johnson, RB 2008	6	47	7.8	16	0
Greg Little, WR 2014-15	6	69	11.5	21	0
Ostell Miles, RB 1992-93	6	89	14.8	27	0
Stepfret Williams, WR 1998	6	81	13.5	19	1
Trayveon Williams, RB 2019-21	6	34	5.7	13	0
Kevin Brock, TE 2014	5	21	4.2	10	0
Colin Cochart, TE 2011	5	44	8.8	25	1
Mike Dingle, RB 1991-92	5	23	4.6	12	1
Dennis Law, WR/PR 1978	5	81	16.2	20	0
Marc Logan, RB 1987-88	5	34	6.8	18	0

Stanley Morgan, WR 2019-21	5	29	5.8	9	0
Chris Pressley, FB 2010-13	5	26	5.2	9	1
Clem Turner, RB 1969	5	14	2.8	8	0
Mark Walton, RB 2018	5	41	8.2	24	0
Estes Banks, RB 1968	4	15	3.8	13	1
Jeff Hill, WR 1994-96	4	44	11.0	18	0
Ron Lamb, RB 1968-71	4	77	19.3	60	0
Milt Stegall, WR/KOR 1992-94	4	43	10.8	13	1
Jeff Thomason, TE 1992-93	4	22	5.5	10	0
Gunnard Twynier, WR 1997	4	45	11.3	16	0
Dana Wright, RB 1987	4	28	7.0	11	0
Chase Coffman, TE 2009-10	3	30	10.0	14	0
Shane Garrett, WR/KOR 1991-92	3	32	10.7	13	0
Skyler Green, WR 2007	3	33	11.0	18	0
Trenton Irwin, WR 2019-21	3	39	13.0	25	0
Larry Johnson, RB 2009	3	4	1.3	6	0
Matt Lengel, TE 2018	3	17	5.7	9	1
Greg Meehan, WR 1987	3	25	8.3	12	0
Nathan Poole, RB 1979-80	3	-14	-4.7	3	0
Alex Smith, TE 2013-14	3	12	4.0	7	1
Mitchell Wilcox, TE 2021	3	16	5.3	8	0
Andy Dalton, QB 2011-19	2	14	7.0	18	1
John Farley, RB 1984	2	11	5.5	10	0
Jake Fisher, OT/H-B 2015-18	2	43	21.5	31	0
Jordan Franks, TE 2018	2	37	18.5	32	0
John Garrett, WR 1989	2	29	14.5	18	0
Tim George, WR 1973	2	28	14.0	19	0
Brian Hill, RB 2017	2	36	18.0	34	0
John Holifield, RB 1988-89	2	18	9.0	14	0
Don Kern, TE 1984-85	2	14	7.0	9	0
Nate Lawrie, TE 2007-08	2	11	5.5	7	0
Mike Levenseller, WR 1979-80	2	30	15.0	22	0
Ed Marshall, WR 1971	2	18	9.0	10	0
Kirk McMullen, TE 2001	2	15	7.5	11	0
Jack Novak, TE 1975	2	34	17.0	19	0
Marquis Pleasant, WR 1987	2	45	22.5	35	0
Ken Riley, CB 1969-83	2	15	7.5	17	0
Wade Russell, TE 1987	2	27	13.5	23	1
Trent Taylor, WR 2021	2	41	20.5	26	0
Melvin Tuten, OT/TE 1995-96	2	12	6.0	9	1
Derek Ware, TE 1995	2	36	18.0	21	0
Andre White, TE 1968	2	18	9.0	11	0
Mario Alford, WR 2015	1	15	15.0	15	0
Ryan Benjamin, RB 1993	1	16	16.0	16	0
Brian Blados, G/OT 1984-91	1	4	4.0	4	0
Michael Blair, FB 1998	1	7	7.0	7	0
Drew Buie, WR 1972	1	5	5.0	5	0
Al Chandler, TE 1973-74	1	9	9.0	9	0
Ryan Fitzpatrick, QB 2007-08	1	-3	-3.0	-3	0
Scottie Graham, RB 1997	1	1	1.0	1	0
Jim Hargrove, RB 1981	1	0	0.0	0	0
Champ Henson, RB 1975	1	-2	-2.0	-2	0
Bernard Jackson, S/CB/KOR 1972-76	1	22	22.0	22	0
Bob Johnson, C 1968-79	1	3	3.0	3	0
Curtis Keaton, RB/KOR 2000-01	1	9	9.0	9	0
Mike Kelly, TE 1970-72	1	9	9.0	9	0
David Klingler, QB 1992-95	1	-6	-6.0	-6	0
Marcus Maxwell, WR 2007-08	1	5	5.0	5	0
David McCluskey, RB 1987	1	8	8.0	8	0
Reece Morrison, RB 1972-73	1	4	4.0	4	0
Carl Parker, WR 1988-89	1	45	45.0	45	0
Bill Peterson, LB 1968-72	1	10	10.0	10	0
Cliff Russell, WR/KOR 2004	1	21	21.0	21	0
Sedrick Shaw, RB 1999	1	-4	-4.0	-4	0
Willie Shelby, RB/KOR/PR 1976-77	1	3	3.0	3	0
Akili Smith, QB 1999-2002	1	6	6.0	6	0
Tommie Smith, WR 1969	1	41	41.0	41	0
Andrew Whitworth, OT/G 2006-16	1	1	1.0	1	1
Sam Wyche, QB 1968-70	1	5	5.0	5	0

ALL-TIME RECEIVING YARDS

Order based on total yards. Updated through 2021 season.
Players active with Bengals as of July 24, 2022 are listed in bold.

(All-time individual stats — receiving yards, cont.)

Jim Corbett, TE 1977-80.....	376	25	15.0	51	1
Ki-Jana Carter, RB 1995-99.....	375	52	7.2	35	1
Rod Sherman, WR/K 1968.....	374	31	12.1	27	1
Antonio Chatman, WR/PR 2006-09.....	365	43	8.5	25	1
Cody Core, WR 2016-18.....	360	30	12.0	50	1
Craig Yeast, WR/PR 1999-2000.....	321	27	11.9	27	0
Jeremi Johnson, FB 2003-09.....	310	61	5.1	27	6
Ira Hillary, WR/PR 1987-89.....	303	27	11.2	31	2
Kevin Walter, WR 2003-05.....	296	30	9.9	33	1
Daniel Coats, TE/FB 2007-10.....	291	30	9.7	25	0
Brian Milne, FB 1996-99.....	291	52	5.6	20	0
Rex Burkhead, RB 2013-16.....	288	34	8.5	27	1
Craig Thompson, TE 1992-93.....	281	36	7.8	32	3
Stanley Wilson, RB 1983-84, '86, '88.....	277	27	10.3	34	2
Jim Riggs, TE 1987-92.....	274	37	7.4	21	0
Fred Wulfe, RB 1971-72.....	269	33	8.2	29	0
Warren McVea, WR/KOR 1968.....	264	21	12.6	55	2
Samaje Perine, RB 2019-21.....	262	38	6.9	23	1
J.P. Foschi, TE 2009-10.....	260	27	9.6	27	2
Damon Gibson, WR/PR 1998.....	258	19	13.6	76	3
Lorenzo Neal, FB 2001-02.....	234	40	5.9	15	2
Nick Luchey, FB/H-B 1999-2002, '05.....	226	24	9.4	20	0
Ryan Hewitt, H-B 2014-17.....	220	22	10.0	22	0
Steve Broussard, RB 1994.....	218	34	6.4	25	0
Eric Ball, FB/KOR 1989-94.....	216	22	9.8	48	3
Armon Binns, WR 2012.....	210	18	11.7	48	1
Cliff Groce, FB 1999-2000.....	199	36	5.5	14	0
James Wright, WR 2014-16.....	197	18	10.9	30	0
Ed Williams, RB 1974-75.....	194	23	8.4	20	2
Craig Taylor, RB 1989-91.....	188	28	6.7	20	3
Kendall Smith, WR 1989-90.....	185	17	10.9	41	1
Mike D. Thomas, WR 2020-21.....	184	18	10.2	29	1
Michael Basnight, RB 1999-2000.....	172	16	10.8	47	0
Glenn Holl, WR/KOR 2006-08.....	172	20	8.6	22	2
Saint Saffold, WR 1968.....	172	16	10.8	25	0
Charlie Davis, RB 1974-75.....	171	19	9.0	32	0
Brian Brennan, WR 1992.....	166	16	10.4	21	1
Dane Sanzenbacher, WR 2013-14.....	166	15	11.1	26	0
Bernard Scott, RB/KOR 2009-13.....	165	29	5.7	25	0
Rick Walker, TE 1977-79.....	153	14	10.9	28	3
Chris Evans, RB 2021.....	151	15	10.1	24	2
Rodney Tate, RB 1982-83.....	142	18	7.9	25	0
Deacon Turner, RB/KOR 1978-80.....	141	25	5.6	15	1
Lynn James, WR 1990-91.....	139	10	13.9	22	1
Stan Fritts, RB 1975-76.....	138	15	9.2	19	2
Damon Griffin, WR/PR 1999-2000.....	137	14	9.8	20	0
Tony Davis, RB/PR 1976-78.....	135	15	9.0	28	0
Garrison Hearst, RB 1996.....	131	12	10.9	40	1
BenJarvus Green-Ellis, RB 2012-13.....	126	26	4.8	13	0

Cedric Peerman, RB 2010-17.....	123	13	9.5	17	0
Ben Utecht, TE 2008-09.....	123	16	7.7	14	0
Bill Johnson, RB 1985-87.....	122	16	7.6	17	0
James Joseph, RB 1995.....	118	20	5.9	13	0
Jeff Cothran, FB 1994-96.....	117	19	6.2	15	1
Donald Lee, TE 2011.....	115	11	10.5	26	0
Orson Charles, TE 2012-13.....	109	9	12.1	25	0
Troy Perry, WR/KOR 2005-07.....	109	10	10.9	30	1
Tab Sadowski, TE 1994-96.....	106	19	5.6	12	0
Michael Westbrook, WR 2002.....	94	8	11.8	26	2
Ostell Miles, RB 1992-93.....	89	6	14.8	27	0
Tom Smiley, RB 1968.....	86	19	4.5	17	0
Steve Bush, TE/FB/LS 1997-2000.....	82	8	10.3	18	0
Damion Willis, WR 2019.....	82	9	9.1	17	0
Wesley Carroll, WR 1993.....	81	6	13.5	28	0
Dennis Law, WR/PR 1978.....	81	5	16.2	20	0
Stepfret Williams, WR 1998.....	81	6	13.5	19	1
Ryan Whalen, WR 2011-13.....	80	11	7.3	13	0
Ron Lamb, RB 1968-71.....	77	4	19.3	60	0
Ken Herock, TE 1968.....	75	6	12.5	22	0
Josh Malone, WR 2017-18.....	75	7	10.7	25	1
Patrick Robinson, WR/PR/KOR 1993.....	72	8	9.0	14	0
Quan Cosby, WR/PR 2009-10.....	71	6	11.8	23	0
Greg Little, WR 2014-15.....	69	6	11.5	21	0
DeDe Dorsey, RB 2007-08.....	68	6	11.3	36	0
Cethan Carter, TE/H-B 2017-20.....	66	7	9.4	24	1
James Johnson, RB 2008.....	47	6	7.8	16	0
Carl Parker, WR 1988-89.....	45	1	45.0	45	0
Marquis Pleasant, WR 1987.....	45	2	22.5	35	0
Gunnard Twyner, WR 1997.....	45	4	11.3	16	0
Colin Cochran, TE 2011.....	44	5	8.8	25	1
Jeff Hill, WR 1994-96.....	44	4	11.0	18	0
Jake Fisher, OT/H-B 2015-18.....	43	2	21.5	31	0
David Frisch, TE 1993-94.....	43	6	7.2	12	0
Milt Stegall, WR/KOR 1992-94.....	43	4	10.8	13	1
Tommie Smith, WR 1969.....	41	1	41.0	41	0
Trent Taylor, WR 2021.....	41	2	20.5	26	0
Mark Walton, RB 2018.....	41	5	8.2	24	0
Trenton Irwin, WR 2019-21.....	39	3	13.0	25	0
Jordan Franks, TE 2018.....	37	2	18.5	32	0
Brian Hill, RB 2017.....	36	2	18.0	34	0
Derek Ware, TE 1995.....	36	2	18.0	21	0
Mark Logan, RB 1987-88.....	34	5	6.8	18	0
Jack Novak, TE 1975.....	34	2	17.0	19	0
Trayveon Williams, RB 2019-21.....	34	6	5.7	13	0
Skyler Green, WR 2007.....	33	3	11.0	18	0
Shane Garrett, WR/KOR 1991-92.....	32	3	10.7	13	0
Chase Coffman, TE 2009-10.....	30	3	10.0	14	0
Mike Levenseller, WR 1979-80.....	30	2	15.0	22	0
John Garrett, WR 1989.....	29	2	14.5	18	0
Stanley Morgan, WR 2019-21.....	29	5	5.8	9	0
Tim George, WR 1973.....	28	2	14.0	19	0

Dana Wright, RB 1987.....	28	4	7.0	11	0
Wade Russell, TE 1987.....	27	2	13.5	23	1
Chris Pressley, FB 2010-13.....	26	5	5.2	9	1
Greg Meehan, WR 1987.....	25	3	8.3	12	0
Mike Dingle, RB 1991-92.....	23	5	4.6	12	1
Bernard Jackson, S/CB/KOR 1972-76.....	22	1	22.0	22	0
Jeff Thompson, TE 1992-93.....	22	4	5.5	10	0
Kevin Brock, TE 2014.....	21	5	4.2	10	0
Cliff Russell, WR/KOR 2004.....	21	1	21.0	21	0
John Holifield, RB 1988-89.....	18	2	9.0	14	0
Ed Marshall, WR 1971.....	18	2	9.0	10	0
Anthony Munoz, OT 1980-92.....	18	7	2.6	12	4
Andre White, TE 1968.....	18	2	9.0	11	0
Matt Lengel, TE 2018.....	17	3	5.7	9	1
Ryan Benjamin, RB 1993.....	16	1	16.0	16	0
Mitchell Wilcox, TE 2021.....	16	3	5.3	8	0
Mario Alford, WR 2015.....	15	1	15.0	15	0
Estes Banks, RB 1968.....	15	4	3.8	13	1
Kirk McMullen, TE 2001.....	15	2	7.5	11	0
Ken Riley, CB 1969-83.....	15	2	7.5	17	0
Andy Dalton, QB 2011-19.....	14	2	7.0	18	1
Don Kern, TE 1984-85.....	14	2	7.0	9	0
Clem Turner, RB 1969.....	14	5	2.8	8	0
Alex Smith, TE 2013-14.....	12	3	4.0	7	1
Melvin Tulen, OT/TE 1995-96.....	12	2	6.0	9	1
John Farley, RB 1984.....	11	2	5.5	10	0
Nate Lawrie, TE 2007-08.....	11	2	5.5	7	0
Bill Peterson, LB 1968-72.....	10	1	10.0	10	0
Al Chandler, TE 1973-74.....	9	1	9.0	9	0
Curtis Keaton, RB/KOR 2000-01.....	9	1	9.0	9	0
Mike Kelly, TE 1970-72.....	9	1	9.0	9	0
David McCluskey, RB 1987.....	8	1	8.0	8	0
Michael Blair, FB 1998.....	7	1	7.0	7	0
Akili Smith, QB 1999-2002.....	6	1	6.0	6	0
Drew Biele, WR 1972.....	5	1	5.0	5	0
Marcus Maxwell, WR 2007-08.....	5	1	5.0	5	0
Sam Wyche, QB 1968-70.....	5	1	5.0	5	0
Brian Blados, G/OT 1984-91.....	4	1	4.0	4	0
Larry Johnson, RB 2009.....	4	3	1.3	6	0
Reece Morrison, RB 1972-73.....	4	1	4.0	4	0
Bob Johnson, C 1968-79.....	3	1	3.0	3	0
Willie Shelby, RB/KOR/PR 1976-77.....	3	1	3.0	3	0
Scottie Graham, RB 1997.....	1	1	1.0	1	0
Andrew Whitworth, OT/G 2006-16.....	1	1	1.0	1	1
Jim Hargrove, RB 1981.....	0	1	0.0	0	0
Champ Henson, RB 1975.....	-2	1	-2.0	-2	0
Ryan Fitzpatrick, QB 2007-08.....	-3	1	-3.0	-3	0
Sedrick Shaw, RB 1999.....	-4	1	-4.0	-4	0
David Klingler, QB 1992-95.....	-6	1	-6.0	-6	0
Nathan Poole, RB 1979-80.....	-14	3	-4.7	3	0

ALL-TIME PUNTING

Order based on punting average. Updated through 2021 season.
Players active with Bengals as of July 24, 2022 are listed in bold.

100 OR MORE PUNTS										
PLAYER, POS., YEARS	NO	YDS	AVG	OPP RET	OPP YDS	*NET	TB	IN-20	LG	BLK.
Kevin Huber, P 2009-21.....	980	44,426	45.33	409	3198	40.27	80	337	75	4
Dave Lewis, P/QB 1970-73.....	285	12,447	43.67	—	—	—	27	—	63	0
Lee Johnson, P/K 1988-98.....	746	32,196	43.16	368	3841	35.28	93	186	70	5
Kyle Larson, P 2004-08.....	379	15,900	41.95	206	1609	35.74	32	109	75	3
Pat McNally, PWR 1976-85.....	700	29,307	41.87	407	3588	33.96	82	157	67	9
Dale Livingston, P/K 1968-69.....	140	5805	41.46	—	—	—	7	—	66	1
Dave Green, P/K 1974-75.....	134	5356	39.97	—	—	—	16	—	57	1
Nick Harris, P 2001-03.....	177	7064	39.91	103	1011	32.36	13	37	57	2
25-99 TOTAL PUNTS										
PLAYER, POS., YEARS	NO	YDS	AVG	OPP RET	OPP YDS	*NET	TB	IN-20	LG	BLK.
Will Brice, P 1999.....	60	2475	41.25	36	406	32.08	4	12	72	2
Daniel Pope, P 2000.....	94	3775	40.16	40	387	33.06	14	18	57	0
Kyle Richardson, P 2003-04.....	49	1961	40.02	28	220	33.49	5	9	58	0
Scott Fulhage, P 1987-88.....	96	3840	40.00	55	436	32.69	10	23	58	2

Brad Costello, P 1998-99	32	1239	38.72	14	167	30.06	4	1	73	1
Jeff Hayes, P 1986	56	1965	35.09	19	182	29.71	3	11	52	2
FEWER THAN 25 TOTAL PUNTS										
PLAYER, POS., YEARS	NO	YDS	AVG	OPP RET	OPP YDS	*NET	TB	IN-20	LG	BLK
Mike Nugent, K 2010-16	2	80	40.00	0	0	40.00	0	0	43	0
Greg Horne, P 1987	19	759	39.95	10	71	32.00	4	2	57	0
Shawn Powell, P 2013	7	268	38.29	2	25	34.71	0	3	52	0
Terry Swanson, P 1969	12	459	38.25	—	—	—	1	—	55	0
Doug Dressler, RB 1970-74	1	34	34.00	—	—	—	0	—	34	0
Chris Bahr, K 1976-79	6	196	32.67	2	-1	29.50	1	4	45	0
Travis Dorsch, P/K 2002	5	162	32.40	3	153	1.80	0	0	46	0
Boomer Esiason, QB 1984-92, '97	4	120	30.00	1	12	27.00	0	2	41	0
Jim Breech, K 1980-92	14	409	29.21	2	21	20.57	5	5	43	0
Ron Lamb, RB 1968-71	1	29	29.00	—	—	—	0	—	29	0
Fletcher Smith, CB/S/P 1968-71	8	230	28.75	—	—	—	0	—	45	0
Rex Keeling, P 1968	6	170	28.33	—	—	—	0	—	35	0
Horst Muhlmann, K 1969-74	2	38	19.00	—	—	—	0	—	38	1
Doug Pelfrey, K 1993-99	3	56	18.67	0	0	18.67	0	0	27	0
Nell Rackers, K 2000-02	3	49	16.33	1	4	8.33	1	1	32	0
* NOTE: Net punting average was not an official NFL statistic until 1976.										

(All-time individual stats — punt returns, cont.)

Speedy Thomas, WR 1969-72	12	17	45	3.75	12	0
Ken Brown, WR 1987	5	3	16	3.20	10	0
Willie Jackson, WR 1998-99	2	1	6	3.00	8	0
Don Bass, WR/TE 1978-81	3	0	8	2.67	7	0
Sandy Durko, S 1970-72	6	11	14	2.33	7	0
Dave Lewis, P/OB 1970-73	1	2	2	2.00	2	0
Tyler Boyd, WR 2016-21	2	1	0	0.50	1	0
Paul Robinson, RB/KOR 1968-72	2	0	1	0.50	1	0

Jerry Anderson, S 1977	1	0	0	0.00	0	0
Greg Bright, S 1980-81	1	0	0	0.00	0	0
Scott Burk, S 1979	1	1	0	0.00	0	0
Andre Caldwell, WR/KOR 2008-11	1	0	0	0.00	0	0
Al Coleman, S 1969-71	1	0	0	0.00	0	0
Darqueze Dennard, CB 2014-19	1	0	0	0.00	0	0
John Guillory, DB 1969-70	1	0	0	0.00	0	0
William Jackson III, CB 2016-19	1	0	0	0.00	0	0
Lynn James, WR 1990-91	1	0	0	0.00	0	0
Roger Jones, CB 1994-96	1	0	0	0.00	0	0
Marcello Simmons, CB 1993	1	0	0	0.00	0	0

Fletcher Smith, CB/S/P 1968-71	1	0	0	0.00	0	0
Reggie Williams, LB 1976-89	2	0	0	0.00	0	0
Louis Breedon, CB 1977-87	6	1	-12	-2.00	1	0
James Hundon, WR 1996-99	1	0	-7	-7.00	-7	0
Thomas Bailey, WR 1995	0	1	0	—	—	0
Nate Clements, CB/S 2011-12	0	1	0	—	—	0
Jack Gehke, WR 1969	0	1	0	—	—	0
Robert Jackson, S 1981-87, '89	0	1	0	—	—	0
Jeff Query, WR 1992-95	0	1	0	—	—	0

ALL-TIME KICKOFF RETURNS

Order based on return average. Updated through 2021 season.
Players active with Bengals as of July 24, 2022 are listed in bold.

50 OR MORE KICKOFF RETURNS

PLAYER, POS., YEARS	NO	YDS	AVG	LG	TD
Brandon Wilson, S/KOR 2017-21	58	1542	26.59	103t	2
Adam Jones, CB/PR/KOR 2010-17	51	1344	26.35	97	0
Alex Erickson, WR/PR/KOR 2016-20	108	2672	24.74	84	0
Lemar Parrish, CB/PR/KOR 1970-77	61	1504	24.66	95t	1
Tremain Mack, S/CB/KOR 1997-2000	146	3583	24.54	99t	2
Bernard Scott, RB/KOR 2009-13	73	1787	24.48	96t	1
Glenn Holt, WR/KOR 2006-08	122	2961	24.27	100t	1
Brandon Tate, WR/KOR/PR 2011-15	145	3517	24.26	71	0
Bernard Jackson, S/CB/KOR 1972-76	96	2298	23.94	62	0
Tab Perry, WR/KOR 2005-07	75	1776	23.68	94	0
Brandon Bennett, RB/KOR 1998-2003	109	2498	22.92	94t	1
David Dunn, WR/KOR 1995-98	104	2361	22.70	90t	1
Mike Martin, WR/PR/KOR 1983-89	75	1643	21.91	45	0
Tim McGee, WR/KOR 1986-92, '94-95	58	1249	21.53	94	0
Eric Ball, FB/KOR 1989-94	115	2474	21.51	48	0
David Verser, WR/KOR 1981-84	61	1310	21.48	78	0
Deacon Turner, RB/KOR 1978-80	65	1346	20.71	36	0
Stanford Jennings, RB/KOR 1984-90	136	2752	20.24	98t	1

25-49 KICKOFF RETURNS

PLAYER, POS., YEARS	NO	YDS	AVG	LG	TD
Jeff Hill, WR 1994-96	30	724	24.13	55	0
Willie Shelby, RB/KOR/PR 1976-77	49	1164	23.76	97t	1
Paul Robinson, RB/KOR 1968-72	40	924	23.10	74	0
Cliff Russell, WR/KOR 2004	39	872	22.36	40	0
Eric Bieniemy, RB/KOR 1995-98	47	1044	22.21	102t	1
Darius Phillips, CB/PR 2018-21	25	542	21.68	37	0
Andre Caldwell, WR/KOR 2008-11	45	956	21.24	43	0
T.J. Houshmandzadeh, WR/PR 2001-08	33	700	21.21	44	0
Ray Griffin, CB/KOR 1978-84	40	833	20.83	39	0
Essex Johnson, RB/PR/KOR 1968-75	36	649	20.81	51	0
Curtis Keaton, RB/KOR 2000-01	48	991	20.65	64	0
Rodney Tate, RB 1982-83	27	532	19.70	55	0
Cleotha Montgomery, RB/KOR/PR 1980	44	843	19.16	40	0
Patrick Robinson, WR/PR/KOR 1993	30	567	18.90	42	0
Kenny Watson, RB 2003-08	34	614	18.06	34	0
Barney Bussey, S/KOR 1986-92	29	507	17.48	34	0
Milt Stegall, WR/KOR 1992-94	26	446	17.15	39	0
Ira Hillary, WR/PR 1987-89	27	433	16.04	29	0

FEWER THAN 25 KICKOFF RETURNS

PLAYER, POS., YEARS	NO	YDS	AVG	LG	TD
Tommy Casanova, S/PR 1972-77	2	82	41.00	48	0
Willie Jackson, WR 1998-99	6	179	29.83	46	0
Chris Evans, RB 2021	2	58	29.00	29	0
Bill Peterson, LB 1968-72	3	80	26.67	30	0
Corey Dillon, RB 1997-2003	7	186	26.57	58	0
Ray Horton, CB 1983-88	5	128	25.60	49	0
Mike Dingle, RB 1991-92	7	176	25.14	63	0
Ken Riley, CB 1969-83	14	334	23.86	40	0
Antonio Chatman, WR/PR 2006-09	6	142	23.67	34	0
Adrian Hardy, CB 1994-95	8	185	23.13	42	0
Stanley Wilson, RB 1983-84, '86, '88	7	161	23.00	32	0
Darnay Scott, WR 1994-2001	15	342	22.80	34	0
Monk Williams, WR 1968	5	112	22.40	33	0
John McDaniel, WR 1974-77	6	133	22.17	26	0
Warren McVea, WR/KOR 1968	14	310	22.14	30	0
Rodney Heath, CB 1999-2001	1	22	22.00	22	0
Damon Gibson, WR/PR 1998	17	372	21.88	30	0
Joe Wilson, RB 1973	8	173	21.63	27	0
Mike Fuller, S/PR 1981-82	2	43	21.50	34	0
Clarence Chapman, CB 1980-81	8	171	21.38	29	0
John Guillory, DB 1969-70	8	170	21.25	28	0
Steve Holden, WR 1977	2	42	21.00	24	0

Archie Griffin, RB 1976-83	22	461	20.95	31	0
Lynn James, WR 1990-91	9	186	20.67	43	0
Jess Phillips, RB/DB 1968-72	6	124	20.67	31	0
Dana Wright, RB 1987	13	266	20.46	30	0
Corey Sawyer, CB/PR 1994-98	15	305	20.33	33	0
James Hundon, WR 1996-99	20	406	20.30	31	0
Charlie Davis, RB 1974-75	12	243	20.25	28	0
Fred Willis, RB 1971-72	4	81	20.25	32	0
John Simmons, CB/PR/KOR 1981-86	17	342	20.12	36	0
Stepfret Williams, WR 1998	1	20	20.00	20	0
Rudi Johnson, RB 2001-07	19	379	19.95	42	0
Holland Green, RB 1990-95	9	179	19.89	31	0
Lenvil Elliott, RB 1973-78	20	395	19.75	46	0
Don Bass, WR/TE 1978-81	7	138	19.71	33	0
Chris Perry, RB/KOR 2004-08	21	412	19.62	36	0
Ryan Benjamin, RB 1993	4	78	19.50	24	0
Rex Burkhead, RB 2013-16	6	114	19.00	26	0
Derrick Fender, RB 1992-94	2	38	19.00	19	0
Steve Kreider, WR 1979-86	1	19	19.00	19	0
Brian Leonard, RB 2009-12	2	38	19.00	24	0
Carl Zander, LB 1985-91	1	19	19.00	19	0
Damon Griffin, WR/PR 1999-2000	23	425	18.48	42	0
Dave Lewis, P/OB 1970-73	3	55	18.33	27	0
Terrell Roberts, CB 2003-04	7	128	18.29	23	0
Phil Spiller, S 1968	5	91	18.20	28	0
Daniel Coats, TE/FB 2007-10	1	18	18.00	18	0
Rickey Dixon, DB 1988-92	1	18	18.00	18	0
Gunnard Twyner, WR 1997	4	72	18.00	24	0
Mitchell Price, CB/PR 1990-93	17	302	17.76	33	0
Quan Cosby, WR/PR 2009-10	16	283	17.69	31	0
Estes Banks, RB 1968	6	106	17.67	24	0
Charlie Joiner, WR 1972-75	5	88	17.60	25	0
Bryan Hicks, S 1980-84	5	87	17.40	21	0
Richard Carey, CB 1989	6	104	17.33	23	0
Heath Hall, CB 2007-15	3	52	17.33	29	0
Poaka Williams Jr., WR 2021	3	52	17.33	25	0
Lyle Blackwood, S/PR 1973-75	1	17	17.00	17	0
James Brooks, RB 1984-91	24	408	17.00	37	0
Jo-Jo Heath, DB 1980	3	51	17.00	21	0
James Joseph, RB 1995	1	17	17.00	17	0
Nathan Poole, RB 1979-80	8	136	17.00	24	0
Trent Taylor, WR 2021	4	68	17.00	25	0
Rodney Holman, TE 1982-92	2	33	16.50	18	0
Carl Powell, DE 2003-05	2	33	16.50	20	0
Ed Williams, RB 1974-75	2	33	16.50	22	0
Shane Garrett, WR/KOR 1991-92	13	214	16.46	24	0
Steve Broussard, RB 1994	7	115	16.43	24	0
Ron Lamb, RB 1968-71	9	147	16.33	25	0
Jerry Anderson, S 1977	8	129	16.13	21	0
Ostell Miles, RB 1992-93	12	193	16.08	27	0
Jeremi Johnson, FB 2003-09	1	16	16.00	16	0
Marc Logan, RB 1987-88	7	111	15.86	24	0
Craig Yeast, WR/PR 1999-2000	10	156	15.60	29	0
John Farley, RB 1984	6	93	15.50	32	0
Vaughn Lusby, CB/PR 1979	6	92	15.33	28	0
Ken Brown, WR 1987	3	45	15.00	20	0
Marvin Cobb, S 1975-79	1	15	15.00	15	0
Jim Corbett, TE 1977-80	1	15	15.00	15	0
Howie Kurnick, LB 1979-80	4	60	15.00	20	0
Dennis Lau, WR/PR 1978	2	30	15.00	17	0
Langston Moore, DT 2004	1	15	15.00	15	0
Ross Browner, DE 1978-86	2	29	14.50	15	0
Deltha O'Neal, CB 2004-07	2	29	14.50	15	0
Kendal Smith, WR 1989-90	7	100	14.29	20	0
Cedric Peerman, RB 2010-17	11	157	14.27	26	0
Laveranues Coles, WR 2009	1	14	14.00	14	0
Melvin Morgan, CB 1976-78	1	14	14.00	14	0
James Johnson, RB 2008	1	13	13.00	13	0
Khalid Kareem, DE 2020-21	1	13	13.00	13	0
Samaje Perine, RB 2019-21	1	13	13.00	13	0

Jeff Query, WR 1992-95.....	1	13	13.00	13	0
Giovani Bernard, RB 2013-20.....	7	90	12.86	24	0
Doug Dressler, RB 1970-74.....	8	100	12.50	22	0
Nick Luchey, FB/H-B 1999-2002, '05.....	13	161	12.38	24	0
Jim Browner, S 1979-80.....	8	97	12.13	26	0
Louis Breedren, CB 1977-87.....	1	12	12.00	12	0
M.L. Harris, TE 1980-85.....	1	12	12.00	12	0
Ron Hunt, OT 1976-78.....	2	24	12.00	17	0
Jim Riggs, TE 1987-92.....	3	35	11.67	15	0
Tony Davis, RB/PR 1976-78.....	10	114	11.40	21	0
Joe King, S 1991.....	3	34	11.33	17	0
Boobie Clark, FB 1973-78.....	1	11	11.00	11	0
Jeff Cothran, FB 1994-96.....	1	11	11.00	11	0
Guy Dennis, G 1969-72.....	1	11	11.00	11	0
Pete Johnson, FB 1977-83.....	1	11	11.00	11	0
Wayne McClure, LB 1968, '70.....	1	11	11.00	11	0
Stanley Morgan, WR 2019-21.....	2	22	11.00	18	0
Dennis Randall, DE 1968.....	1	11	11.00	11	0
Eric Kattus, TE 1986-91.....	3	32	10.67	13	0
Mike Barber, WR 1990-92.....	2	21	10.50	14	0
Craig Taylor, RB 1989-91.....	2	21	10.50	16	0
Lorenzo Neal, FB 2001-02.....	5	52	10.40	17	0
DeDe Dorsey, RB 2007-08.....	2	20	10.00	20	0
Stan Fritts, RB 1975-76.....	1	10	10.00	10	0
Kimo von Oelhoffen, NT/DT 1994-99.....	1	10	10.00	10	0
Reggie Kelly, TE 2003-10.....	7	68	9.71	15	0
Ki-Jana Carter, RB 1995-99.....	1	9	9.00	9	0
Greg Meehan, WR 1987.....	1	9	9.00	9	0
Brock Gutierrez, C/G 1996-2002.....	3	26	8.67	11	0
Tony Stewart, TE 2002-06.....	5	43	8.60	13	0
Orson Charles, TE 2012-13.....	2	17	8.50	10	0
Jerome Simpson, WR 2008-11.....	1	8	8.00	8	0
Steve Tovar, LB 1993-97.....	1	8	8.00	8	0
Chris Pressley, FB 2010-13.....	2	15	7.50	8	0
Larry Kinnebrew, FB 1983-87.....	1	7	7.00	7	0
Marco Battaglia, TE 1996-01.....	2	13	6.50	8	0
Ron Simpkins, LB 1980-86.....	5	32	6.40	15	0
Eddie Brown, WR 1985-91.....	1	6	6.00	6	0
Steve Bush, TE/FB/LS 1997-2000.....	3	18	6.00	8	0
Ron Dugans, WR 2000-02.....	1	6	6.00	6	0
Greg Fairchild, G 1976-77.....	1	6	6.00	6	0
Clem Turner, RB 1969.....	3	15	5.00	13	0
Nate Clements, CB/S 2011-12.....	1	4	4.00	4	0
Tony McGee, TE 1993-01.....	1	4	4.00	4	0
Troy Sadowski, TE 1994-96.....	2	7	3.50	7	0
Germaine Pratt, LB 2019-21.....	1	2	2.00	2	0
Mohamed Sanu, WR 2012-15.....	1	2	2.00	2	0
Matt Schobel, TE 2002-05.....	2	4	2.00	4	0
Glen Steele, DT/DE 1998-2003.....	1	2	2.00	2	0
Ted Vincent, DT 1978.....	1	2	2.00	2	0
Eric Shaw, LB 1992-94.....	1	1	1.00	1	0
Tom Dinkel, LB 1978-83, '85.....	2	1	0.50	1	0
Cethan Carter, TE/H-B 2017-20.....	1	0	0.00	0	0
Bruce Coslet, TE 1969-76.....	1	0	0.00	0	0
Brad Cousino, LB 1975.....	1	0	0.00	0	0
David Fulcher, S 1986-92.....	1	0	0.00	0	0
James Griffin, S 1983-85.....	1	0	0.00	0	0
Harry Gunner, DE 1968-69.....	1	0	0.00	0	0
John Hollifield, RB 1988-89.....	1	0	0.00	0	0
Mike Kelly, TE 1970-72.....	2	0	0.00	0	0
Bobby Kemp, S 1981-86.....	1	0	0.00	0	0
Saint Saffold, WR 1968.....	1	0	0.00	0	0
Gary Williams, WR 1984.....	1	0	0.00	0	0
Eric Thomas, CB 1987-92.....	1	-1	-1.00	-1	0
Andre Collins, LB 1995-97.....	1	-3	-3.00	-3	0
Robert Jackson, S 1981-87, '89.....	0f	0	—	—	0
Keiwan Ratliff, CB/PR 2004-07, '09-10.....	0f	0	—	—	0
Rick Razzano, LB 1980-84.....	0f	0	—	—	0

(All-time individual stats — interceptions, cont.)

Vontaze Burfict, LB 2012-18.....	5	82	16.4	47	0
Glenn Cameron, LB 1975-85.....	5	58	11.6	27	0
Neal Craig, S 1971-73.....	5	128	25.6	63t	1
Bobby Hunt, S 1968-69.....	5	81	16.2	27	0
Terence Newman, CB 2012-14.....	5	11	2.2	9	0
Bill Peterson, LB 1968-72.....	5	39	7.8	17	0
Darius Phillips, CB/PR 2018-21.....	5	103	20.6	28	0
Vincent Rey, LB 2010-18.....	5	47	9.4	25t	1
Takeo Spikes, LB 1998-2002.....	5	85	17.0	66t	1
Odell Thurman, LB 2005.....	5	59	11.8	30t	1
Sandy Durko, S 1970-72.....	4	46	11.5	25	0
Michael Johnson, DE/LB 2009-13, '15-18.....	4	32	8.0	22t	1
Greg Myers, S/PR 1996-99.....	4	35	8.8	25	0
Scott Perry, CB 1976-79.....	4	70	17.5	39t	2
Sam Shade, S 1995-98.....	4	54	13.5	32	0
Doug Adams, LB 1971-74.....	3	44	14.7	19	0
Leo Barker, LB 1984-91.....	3	36	12.0	29	0
Jeff Burris, CB 2002-03.....	3	22	7.3	17	0
Tom Carter, CB 1999-2001.....	3	40	13.3	30	0
Nate Clements, CB/S 2011-12.....	3	26	8.7	21	0
John Copeland, DE/DT 1993-2000.....	3	19	6.3	12	0
Darqueze Dennard, CB 2014-19.....	3	119	39.7	89t	1
Ken Dyer, S 1969-71.....	3	45	15.0	22	0
Robert Geathers, DE/LB 2004-14.....	3	68	22.7	36t	1
Kenny Graham, S 1970.....	3	31	10.3	31	0
Cory Hall, S 1999-2002.....	3	14	4.7	12	0
Rodney Heath, CB 1999-2001.....	3	72	24.0	58t	1
Dexter Jackson, S 2006-08.....	3	53	17.7	46	0
William Jackson III, CB 2016-20.....	3	124	41.3	75t	1
Brandon Johnson, LB 2008-11.....	3	47	15.7	35	0
Louis Oliver, S 1994.....	3	36	12.0	19	0
Bo Orlando, S 1996-97.....	3	3	1.0	3	0
Jess Phillips, RB/DB 1968-72.....	3	26	8.7	23	0
Kelwan Ratliff, CB/PR 2004-07, '09-10.....	3	52	17.3	35	0
Carl Zander, LB 1985-91.....	3	33	11.0	18	0
Eli Apple, CB 2021.....	2	50	25.0	50	0
Ken Avery, LB 1969-74.....	2	20	10.0	15	0
Chidobe Awuzie, CB 2021.....	2	42	21.0	42	0
Rogers Beckett, S 2003-04.....	2	11	5.5	11	0
Lyle Blackwood, S/PR 1973-75.....	2	44	22.0	40	0
Preston Brown, LB 2018-19.....	2	20	10.0	18	0

Chris C. Carter, S 2000-01.....	2	16	8.0	10	0
Andre Collins, LB 1995-97.....	2	3	1.5	3	0
Carlos Dunlap, DE 2010-20.....	2	30	15.0	16t	2
Jordan Evans, LB 2017-21.....	2	7	3.5	7	0
Mike Fuller, S/PR 1981-82.....	2	31	15.5	31	0
Harry Gunner, DE 1968-69.....	2	90	45.0	70t	1
Mike Hilton, CB 2021.....	2	59	29.5	35	1
Roger Jones, CB 1994-96.....	2	47	23.5	30	1
Joe Kelly, LB 1986-89.....	2	31	15.5	25	0
Emmanuel Lamur, LB 2012-15.....	2	6	3.0	5	0
Alonzo Mitz, DE 1991-92.....	2	11	5.5	8	0
Melvin Morgan, CB 1976-78.....	2	64	32.0	64	0
Mitchell Price, CB/PR 1990-93.....	2	0	0.0	0	0
Keith Rivers, CB 2008-11.....	2	39	19.5	39	0
Mark Roman, CB/S 2000-03.....	2	1	0.5	1	0
John Simmons, CB/PR/KOR 1981-86.....	2	43	21.5	43t	1
Daryl Smith, CB 1987-88.....	2	0	0.0	0	0
Justin Smith, DE 2001-07.....	2	28	14.0	21	0
Jimmy Turner, CB 1983-86.....	2	44	22.0	40	0
Nick Vigil, LB 2016-19.....	2	34	17.0	34	0
Leon White, LB 1986-91.....	2	43	21.5	22	0
Sheldon White, CB 1993.....	2	19	9.5	14	0
Solomon Wilcotts, S/CB 1987-90.....	2	43	21.5	37	0
Mackensie Alexander, CB 2020.....	1	21	21.0	21	0
Robert Bean, CB 2000-01.....	1	0	0.0	0	0
Myron Bell, S 1998-99.....	1	5	5.0	5	0
Vonn Bell, S 2020-21.....	1	15	15.0	15	0
Roosevelt Blackmon, CB 1998-99.....	1	0	0.0	0	0
Greg Bright, S 1980-81.....	1	5	5.0	5	0
Jim Browner, S 1979-80.....	1	15	15.0	15	0
Ross Browner, DE 1978-86.....	1	29	29.0	29	0
Richard Carey, CB 1989.....	1	5	5.0	5	0
Al Coleman, S 1969-71.....	1	15	15.0	15	0
Ricky Davis, S 1975.....	1	26	26.0	26	0
Akeem Davis-Gaither, LB 2020-21.....	1	0	0.0	0	0
Chris Devlin, LB 1975-78.....	1	2	2.0	2	0
Tom Dinkel, LB 1978-83, '85.....	1	1	1.0	1	0
Gerald Dixon, LB 1996-97.....	1	10	10.0	10	0
Eddie Edwards, DE/DT 1977-88.....	1	2	2.0	2	0
Richard Fain, CB 1991.....	1	1	1.0	1	0
Jonathan Fanene, DE/DT 2005-11.....	1	45	45.0	45t	1
Clayton Fejedelem, S 2016-19.....	1	5	5.0	5	0
Steve Foley, LB 1998-2002.....	1	1	1.0	1	0
Oliver Gibson, DT/NT 1999-2003.....	1	6	6.0	6	0

Alan Grant, CB 1993.....	1	17	17.0	17	0
David Grant, NT 1980-91.....	1	0	0.0	0	0
John Guillory, DB 1969-70.....	1	0	0.0	0	0
James Harrison, LB 2013.....	1	9	9.0	9	0
Sherrill Headrick, LB 1968.....	1	0	0.0	0	0
Kim Herring, S 2004-05.....	1	0	0.0	0	0
Bryan Hicks, S 1980-84.....	1	8	8.0	8	0
Landon Johnson, LB 2004-07.....	1	2	2.0	2	0
Dhani Jones, LB 2007-10.....	1	13	13.0	13	0
Ethan Kilmer, S 2006-08.....	1	52	52.0	52t	1
Charlie King, CB 1968-69.....	1	32	32.0	32t	1
Jevon Langford, DE 1996-01.....	1	0	0.0	0	0
Chris Lewis-Harris, CB 2012-16.....	1	10	10.0	11	0
Corey Lynch, S 2008.....	1	6	6.0	6	0
Tremain Mack, S/CB/KOR 1997-2000.....	1	29	29.0	29	0
Ricardo McDonald, LB 1992-97.....	1	0	0.0	0	0
Michael Myers, DT 2007.....	1	0	0.0	0	0
Tom Nelson, S 2009-10.....	1	2	2.0	2	0
Rob Niehoff, S 1987.....	1	19	19.0	19	0
Ifeanyi Ohaletse, S 2005.....	1	15	15.0	15	0
Carl Powell, DE 2003-05.....	1	-2	-2.0	-2	0
Germaine Pratt, LB 2019-21.....	1	4	4.0	4	0
Ron Pritchard, LB 1972-77.....	1	0	0.0	0	0
Thomas Randolph, CB 1998.....	1	0	0.0	0	0
Rick Razzano, LB 1980-84.....	1	11	11.0	11	0
Terrell Roberts, CB 2003-04.....	1	6	6.0	6	0
Adrian Ross, LB 1998-2003.....	1	11	11.0	11	0
Frostee Rucker, DE 2006-11.....	1	26	26.0	26	0
KeiVarae Russell, CB 2016-17.....	1	0	0.0	0	0
Dane Sanzenbacher, WR 2013-14.....	1	6	6.0	6	0
Jeff Schuh, LB 1981-85.....	1	0	0.0	0	0
Josh Shaw, CB 2015-17.....	1	0	0.0	0	0
Ron Shumton, LB 1978.....	1	48	48.0	48	0
LeShaun Sims, CB 2020.....	1	0	0.0	0	0
Pat Sims, DT 2008-12, '15-17.....	1	3	3.0	3	0
Lamont Thompson, S 2002.....	1	4	4.0	4	0
John Thornton, DT 2003-08.....	1	0	0.0	0	0
Morgan Trent, CB 2009-11.....	1	0	0.0	0	0
B.W. Webb, CB 2019.....	1	1	1.0	1	0
Leonard Wheeler, CB 1992-96.....	1	36	36.0	24	0
Marvin White, S 2007-08, '10.....	1	0	0.0	0	0
Wilson Whitley, DT 1977-82.....	1	2	2.0	2	0
Dan Wilkinson, DT/DE 1994-97.....	1	7	7.0	7	0
Roy Williams, S 2009-10.....	1	0	0.0	0	0

ALL-TIME SACKS

Order based on total sacks. Updated through 2021 season. Players active with Bengals as of July 24, 2022 are listed in bold.

PLAYER, POS., YEARS	SKS	YDS
Eddie Edwards, DE/DT 1977-88.....	83.5	675.5
Carlos Dunlap, DE 2010-20.....	82.5	546.0
Geno Atkins, DT 2010-20.....	75.5	507.5
Reggie Williams, LB 1976-89.....	62.5	496.0
Ross Browner, DE 1978-86.....	59.0	508.0
Justin Smith, DE 2001-07.....	43.5	299.5
Michael Johnson, DE/LB 2009-13, '15-18.....	40.5	266.5
Tim Krumrie, NT 1983-94.....	34.5	238.0
Robert Geathers, DE/LB 2004-14.....	34.0	223.0
James Francis, LB 1990-98.....	33.0	224.5
Gary Burley, DE 1975-83.....	31.5	268.0
Coy Bacon, DE 1976-77.....	27.5	262.5
Alfred Williams, LB/DE 1991-94.....	26.5	176.0
Dan Wilkinson, DT/DE 1994-97.....	25.0	165.5
John Copeland, DE/DT 1993-2000.....	24.0	150.0
Sam Hubbard, DE 2018-21.....	24.0	133.5
Reinard Wilson, LB/DE 1997-2002.....	24.0	150.0
Brian Simmons, LB 1998-06.....	23.0	148.0
Jim Skow, DE 1986-89.....	21.5	180.0
Wallace Gilberry, DE 2012-16.....	20.0	137.5
Carl Lawson, DE/LB 2017-20.....	20.0	131.0
Domata Peko, DT 2006-16.....	18.5	108.5
Daniel Stubbs, DE 1991-93.....	17.0	117.0
John Thornton, DT 2003-08.....	17.0	116.0
Bo Harris, LB 1975-82.....	15.5	115.0
Emmanuel King, LB 1985-88.....	15.0	139.0
Jason Buck, DE 1987-90.....	14.5	115.0
Duane Clemons, DE 2003-05.....	14.5	99.5
Takeo Spikes, LB 1998-2002.....	14.5	119.0
Trey Hendrickson, DE 2021.....	14.0	96.5
Jonathan Fanene, DE/DT 2005-11.....	13.5	89.0
Ricardo McDonald, LB 1992-97.....	13.0	62.0
Oliver Gibson, DT/NT 1999-2003.....	12.0	67.5
Tony Williams, DT 2001-04.....	12.0	68.0
Barney Bussey, S/KOR 1986-92.....	11.5	93.5
Wilson Whitley, DT 1977-82.....	11.5	89.5
Antwan Odom, DE 2008-10.....	11.0	79.0
Michael Bankston, DE 1998-00.....	10.5	49.5
Steve Foley, LB 1998-2002.....	9.5	62.0
Darryl Williams, S 1992-95, 2000-01.....	9.5	79.0
Glen Collins, DE 1982-85.....	9.0	81.0
Natu Tuatagaloa, DE 1989-91.....	9.0	56.0
Vontaze Burfict, LB 2012-18.....	8.5	64.0
Chris Crocker, S 2008-13.....	8.5	44.0
Gerald Dixon, LB 1996-97.....	8.5	55.5
David Fulcher, S 1986-92.....	8.5	74.5
David Grant, NT 1988-91.....	8.5	67.5
Jim LeClair, LB 1972-83.....	8.5	84.0
Mike St. Clair, DE 1980-82.....	8.0	67.0

Carl Zander, LB 1985-91.....	8.0	73.0
Chinedum Ndukwe, S 2007-10.....	7.5	62.5
Andre Collins, LB 1995-97.....	7.0	40.0
Larry Ogunjobi, DT 2021.....	7.0	51.5
Frostee Rucker, DE 2006-11.....	7.0	49.0
Pat Sims, DT 2008-12, '15-17.....	7.0	40.5
Steve Tovar, LB 1993-97.....	7.0	39.0
Glenn Cameron, LB 1975-85.....	6.0	48.0
Cory Hall, S 1999-2002.....	6.0	38.0
Kevin Kaesviharn, S/CB 2001-06.....	6.0	37.0
Vincent Rey, LB 2010-18.....	6.0	44.0
Jeff Schuh, LB 1981-85.....	6.0	52.0
Leon White, LB 1986-91.....	6.0	45.0
Ron N. Carpenter, DT/DE 1970-76.....	5.5	54.0
Mike Hammerstein, DE/NT 1986-90.....	5.5	42.0
Kevin Hardy, LB 2003-04.....	5.5	29.0
B.J. Hill, DT 2021.....	5.5	43
Dhani Jones, LB 2007-10.....	5.5	37.0
Skip McClendon, DE 1987-91.....	5.5	54.5
Reggie Nelson, S 2010-15.....	5.5	47.5
Sam Shade, S 1995-98.....	5.0	33.0
Clyde Simmons, DE 1998.....	5.0	37.0
Kimo von Oelhoffen, NT/DT 1994-99.....	5.0	32.5
Will Clarke, DE 2014-16.....	4.5	16.5
Tom Dinkel, LB 1978-83, '85.....	4.5	32.0
David Pollack, LB 2005-07.....	4.5	34.0
Bryan Robinson, DE/DT 2005-07.....	4.5	25.0
Ron Simpkins, LB 1980-86.....	4.5	31.0
Louis Breeden, CB 1977-87.....	4.0	36.0
Bobby Kemp, S 1981-86.....	4.0	23.0
Rey Maualuga, LB 2009-16.....	4.0	18.0
Lamar Rogers, DE 1991-92.....	4.0	28.5
Keith Rucker, DT 1994-95.....	4.0	20.0
Madieu Williams, S/CB 2004-07.....	4.0	23.0
Andrew Billings, DT 2016-19.....	3.5	27.5
Jordan Evans, LB 2017-21.....	3.5	17.0
Brandon Johnson, LB 2008-11.....	3.5	16.5
Landon Johnson, LB 2004-07.....	3.5	26.0
Roger Jones, CB 1994-96.....	3.5	24.0
Jevon Langford, DE 1996-2001.....	3.5	25.0
Manny Lawson, LB 2011-12.....	3.5	22.0
Carl Powell, DE 2003-05.....	3.5	20.5
Corey Sawyer, CB/PR 1994-98.....	3.5	33.5
Glen Steele, DT/DE 1998-2003.....	3.5	27.0
Leo Barker, LB 1984-91.....	3.0	33.0
Rogers Beckett, S 2003-04.....	3.0	24.0
Myron Bell, S 1998-99.....	3.0	22.5
Canute Curtis, LB 1997-2002.....	3.0	17.0
Darqueze Dennard, CB 2014-19.....	3.0	9.0
Guy Frazier, LB 1981-84.....	3.0	29.0
Alex Gordon, LB 1991-93.....	3.0	15.0
Artrell Hawkins, CB 1998-2003.....	3.0	21.0
Joe Kelly, LB 1986-89.....	3.0	15.0
Dre Kirkpatrick, CB 2012-19.....	3.0	12.0

Mack Mitchell, DE 1979.....	3.0	14.0
Alonzo Miltz, DE 1991-92.....	3.0	23.5
Elston Ridgile, DE 1992.....	3.0	9.0
Adrian Ross, LB 1998-03.....	3.0	19.0
Artie Smith, DE 1994-96.....	3.0	12.0
Chris Smith, DE 2017.....	3.0	36.0
Ramondo Stallings, DE 1994-98.....	3.0	24.0
Eric Thomas, CB 1987-92.....	3.0	28.0
Brandon Thompson, DT 2012-16.....	3.0	21.5
Shawn Williams, S 2013-20.....	3.0	7.0
Bill Berthussen, DE 1987.....	2.5	12.5
Jerry Boyarsky, NT 1982-85.....	2.5	27.5
Tony Catchings, LB 1987.....	2.5	14.5
Margus Hunt, DE/DT 2013-16, '20.....	2.5	14.0
Tim Johnson, DT 1996.....	2.5	22.0
Mark Roman, CB/S 2000-03.....	2.5	15.0
Sam Adams, DT 2006.....	2.0	8.0
Lewis Billups, CB 1986-91.....	2.0	18.0
Ahmad Brooks, LB 2006-07.....	2.0	13.0
Bo Brown, DT 1975-76*.....	2.0	21.0
James Harrison, LB 2013.....	2.0	2.0
Ray Horton, CB 1983-88.....	2.0	19.0
Thomas Howard, LB 2011-12.....	2.0	10.0
Ken Johnson, DE 1971-77*.....	2.0	23.0
Tank Johnson, DT 2009-10.....	2.0	7.0
Adam Jones, CB/PR/KOR 2010-17.....	2.0	7.0
Bo Orlando, S 1996-97.....	2.0	13.0
D.J. Reader, DT 2020-21.....	2.0	10
Keith Rivers, LB 2008-11.....	2.0	13.0
Nick Vigil, LB 2016-19.....	2.0	7.0
Kevin Walker, LB 1988-92.....	2.0	11.0
Mike White, DT 1979-80.....	2.0	16.0
Jordan Willis, DE 2017-18.....	2.0	11.0
Logan Wilson, LB 2020-21.....	2.0	12.0
Vaughn Booker, DE 2000-02.....	1.5	8.0
Dexter Jackson, S 2006-08.....	1.5	7.5
Christian Ringo, DT 2018.....	1.5	12.5
Cam Sample, DE 2021.....	1.5	11
Odell Thurman, LB 2005.....	1.5	13.0
Tom Turnulty, LB 1996-99.....	1.5	11.0
Blue Adams, CB 2007.....	1.0	7.0
Ashley Ambrose, CB 1996-98.....	1.0	10.0
Greg Bright, S 1980-81.....	1.0	4.0
Andrew Brown, DE 2019-20.....	1.0	4.0
Josh Byrnes, LB 2020.....	1.0	0.0
Chris C. Carter, S 2000-01.....	1.0	9.0
Nate Clements, CB/S 2011-12.....	1.0	8.0
Karlos Dansby, LB 2016.....	1.0	0.0
Kiki DeAyala, LB 1986-87.....	1.0	11.0
Mike Frier, DE 1992-94.....	1.0	0.0
James Griffin, S 1983-85.....	1.0	11.0
Ray Griffin, CB/KOR 1978-84.....	1.0	10.0
A.J. Hawk, LB 2015.....	1.0	8.0
Bryan Hicks, S 1980-84.....	1.0	10.0

SUPERLATIVE PERFORMANCES

SINGLE SEASON

1000-YARD RUSHERS			3000-YARD PASSERS			1000-YARD RECEIVERS		
YARDS	PLAYER	YEAR	YARDS	PLAYER	YEAR	YARDS	PLAYER	YEAR
1458	Rudi Johnson	2005	4611	Joe Burrow	2021	1455	Ja'Marr Chase	2021
1454	Rudi Johnson	2004	4293	Andy Dalton	2013	1440	Chad Johnson	2007
1435	Corey Dillon	2000	4206	Andy Dalton	2016	1432	Chad Johnson	2005
1315	Corey Dillon	2001	4131	Carson Palmer	2007	1426	A.J. Green	2013
1311	Corey Dillon	2002	4035	Carson Palmer	2006	1369	Chad Johnson	2006
1309	Rudi Johnson	2006	3970	Carson Palmer	2010	1355	Chad Johnson	2003
1251	Cedric Benson	2009	3959	Boomer Esiason	1986	1350	A.J. Green	2012
1239	James Brooks	1989	3836	Carson Palmer	2005	1297	A.J. Green	2015
1205	Joe Mixon	2021	3822	Jeff Blake	1995	1274	Chad Johnson	2004
1200	Corey Dillon	1999	3754	Ken Anderson	1981	1273	Eddie Brown	1988
1170	Harold Green	1992	3669	Andy Dalton	2012	1234	Carl Pickens	1995
1168	Joe Mixon	2018	3624	Jeff Blake	1996	1211	Tim McGee	1989
1137	Joe Mixon	2019	3591	Jon Kitna	2003	1180	Carl Pickens	1996
1130	Corey Dillon	1998	3572	Boomer Esiason	1988	1166	Chad Johnson	2002
1129	Corey Dillon	1997	3525	Boomer Esiason	1989	1143	T.J. Houshmandzadeh	2007
1124	Jeremy Hill	2014	3494	Andy Dalton	2019	1130	Cris Collinsworth	1983
1111	Cedric Benson	2010	3443	Boomer Esiason	1985	1127	Carl Pickens	1994
1094	BenJarvus Green-Ellis	2012	3398	Andy Dalton	2011	1125	Cris Collinsworth	1985
1087	James Brooks	1986	3398	Andy Dalton	2014	1091	Tee Higgins	2021
1077	Pete Johnson	1981	3321	Boomer Esiason	1987	1081	T.J. Houshmandzadeh	2006
1067	Cedric Benson	2011	3320	Andy Dalton	2017	1078	A.J. Green	2017
1066	Ickey Woods	1988	3250	Andy Dalton	2015	1057	A.J. Green	2011
1023	Paul Robinson	1968	3216	Jon Kitna	2001	1047	Chad Johnson	2009
1004	James Brooks	1990	3178	Jon Kitna	2002	1046	Tyler Boyd	2019
			3169	Ken Anderson	1975	1041	A.J. Green	2014
			3094	Carson Palmer	2009	1028	Tyler Boyd	2018
			3031	Boomer Esiason	1990	1024	Cris Collinsworth	1986
						1023	Carl Pickens	1998
						1022	Darnay Scott	1999
						1009	Cris Collinsworth	1981

SINGLE GAME

100-YARD RUSHERS

Order is chronological. Updated through 2021 season.

DATE	OPP	PLAYER	ATT	YDS	LG	TD
10-27-68	@Oak.	Paul Robinson	17	159	87	1
11-3-68	Hou.	Paul Robinson	21	156	31	1
11-10-68	K.C.	Paul Robinson	24	115	36	0
11-17-68	@Mia.	Paul Robinson	22	134	54	3
10-4-69	@S.D.	Jess Phillips	13	103	49	0
11-2-69	Oak.	Jess Phillips	15	120	83	1
11-30-69	@Buff.	Paul Robinson	24	117	17	0
9-20-70	Oak.	Jess Phillips	15	130	76	1
11-15-70	Cle.	Virgil Carter	9	110	73	0
11-22-70	Pitt.	Paul Robinson	18	119	24	1
9-19-71	Phil.	Essex Johnson	8	113	68	1
12-5-71	@Cle.	Essex Johnson	4	109	86	1
10-29-72	Hou.	Doug Dressler	19	110	16	1
10-29-72	Hou.	Essex Johnson	16	103	19	1
9-23-73	Hou.	Essex Johnson	15	131	19	1
9-30-73	@S.D.	Essex Johnson	21	121	29	0
10-14-73	Pitt.	Boobie Clark	28	112	11	1
10-21-73	K.C.	Boobie Clark	26	104	11	1
10-31-76	Cle.	Boobie Clark	21	100	24	2
11-21-76	@K.C.	Archie Griffin	13	139	77	1
10-23-77	Den.	Pete Johnson	16	108	65	1
11-5-78	@S.D.	Deacon Turner	16	116	58	0
12-17-78	Cle.	Pete Johnson	27	160	25	1
10-28-79	Phil.	Archie Griffin	6	103	63	0
11-18-79	@Hou.	Pete Johnson	14	113	35	1
11-25-79	StL.	Archie Griffin	17	105	36	0
10-19-80	Minn.	Pete Johnson	26	115	25	1
11-30-80	@K.C.	Pete Johnson	17	112	57	1
12-7-80	Balt.	Pete Johnson	32	118	9	2
12-14-80	@Chi.	Pete Johnson	28	134	18	1
11-1-81	Hou.	Pete Johnson	26	114	15	1
11-29-81	@Cle.	Pete Johnson	21	105	18	2
11-28-82	L.A. Raiders	Pete Johnson	23	129	19	1
10-30-83	G.B.	Pete Johnson	26	112	11	2
11-20-83	Hou.	Pete Johnson	30	137	15	2
12-4-83	@Pitt.	Pete Johnson	38	126	16	2
12-11-83	Det.	Pete Johnson	26	118	16	2
11-18-84	Sea.	Larry Kinnebrew	22	119	12	0
9-8-85	Sea.	Larry Kinnebrew	18	101	16	1
9-30-85	@Pitt.	James Brooks	18	133	32	2
11-3-85	@Buff.	Larry Kinnebrew	30	128	10	1
12-8-85	Dall.	James Brooks	13	109	32	2
9-18-86	@Cle.	James Brooks	14	118	53	0
10-19-86	Hou.	James Brooks	18	133	24	2
11-2-86	@Det.	James Brooks	15	120	55	0
12-7-86	@N.E.	James Brooks	18	163	56	1
12-7-86	@N.E.	Stanley Wilson	16	120	58	1
10-11-87	@Sea.	Marc Logan	16	103	30	1
11-15-87	@Atl.	Larry Kinnebrew	27	100	17	1
10-9-88	NYJ	Ickey Woods	30	139	21	2
10-23-88	Hou.	James Brooks	16	102	18	3
11-6-88	Pitt.	Ickey Woods	10	110	56	0
11-20-88	@Dall.	James Brooks	16	148	51	1
11-27-88	Buff.	Ickey Woods	26	129	17	3
12-17-88	Wash.	Ickey Woods	18	115	24	0
9-17-89	Pitt.	James Brooks	20	113	16	1
10-8-89	@Pitt.	James Brooks	17	127	65	2
10-29-89	T.B.	James Brooks	17	131	41	1
11-13-89	@Hou.	James Brooks	19	141	58	1
11-26-89	@Buff.	James Brooks	20	105	30	0
11-18-90	Pitt.	James Brooks	20	105	21	0
12-23-90	Hou.	James Brooks	20	201	56	1
9-8-91	Hou.	James Brooks	20	101	14	0
9-15-91	@Cle.	James Brooks	18	111	25	0
10-13-91	@Dall.	Harold Green	12	124	75	1
10-21-91	@Buff.	Harold Green	26	141	28	0
11-3-91	Cle.	Harold Green	24	135	29	0
9-6-92	@Sea.	Harold Green	21	123	52	0
9-20-92	@G.B.	Harold Green	21	101	15	0
11-8-92	@Chi.	Harold Green	25	117	16	0
11-29-92	Pitt.	Harold Green	16	116	34	0
12-20-92	N.E.	Harold Green	31	190	53	1
9-21-97	@Den.	Ki-Jana Carter	13	104	79	1
11-2-97	S.D.	Corey Dillon	19	123	71	1
11-30-97	@Phil.	Corey Dillon	19	114	37	0
12-4-97	Tenn.	Corey Dillon	39	246	59	4
12-14-97	Dall.	Corey Dillon	26	127	14	1
9-27-98	@Balt.	Corey Dillon	25	116	14	0
10-18-98	@Tenn.	Corey Dillon	14	124	66	1
11-1-98	Den.	Corey Dillon	35	110	27	0
11-29-98	Jax.	Corey Dillon	16	107	61	0
9-26-99	@Car.	Corey Dillon	20	113	30	0
10-10-99	@Cle.	Corey Dillon	28	168	38	0
11-28-99	@Pitt.	Corey Dillon	23	120	20	0
12-5-99	S.F.	Corey Dillon	25	133	27	1
12-12-99	Cle.	Corey Dillon	28	192	50	3
10-1-00	Mia.	Corey Dillon	22	110	19	0
10-22-00	Den.	Corey Dillon	22	278	65	2
10-29-00	@Cle.	Corey Dillon	27	137	25	1
11-26-00	Pitt.	Corey Dillon	23	128	20	2
12-3-00	Ariz.	Corey Dillon	35	216	57	1
9-9-01	N.E.	Corey Dillon	24	104	40	1
10-14-01	Cle.	Corey Dillon	31	140	25	1
10-28-01	@Det.	Corey Dillon	27	184	96	2
12-23-01	@Balt.	Corey Dillon	24	127	19	0
9-15-02	@Cle.	Corey Dillon	22	108	14	0
10-6-02	@Ind.	Corey Dillon	23	164	67	2
10-27-02	Tenn.	Corey Dillon	30	138	31	1
11-10-02	@Balt.	Corey Dillon	21	102	19	0
12-22-02	N.O.	Corey Dillon	18	126	26	0
10-26-03	Sea.	Rudi Johnson	27	101	18	1
11-9-03	Hou.	Rudi Johnson	43	182	21	2
11-16-03	K.C.	Rudi Johnson	22	165	54	0
11-23-03	@S.D.	Corey Dillon	18	108	39	0
12-14-03	S.F.	Rudi Johnson	21	174	49	2
10-3-04	@Pitt.	Rudi Johnson	24	123	15	1
10-25-04	Den.	Rudi Johnson	24	119	36	1
11-14-04	@Wash.	Rudi Johnson	31	102	16	1
11-28-04	Cle.	Rudi Johnson	26	202	52	2
12-19-04	Buff.	Rudi Johnson	23	130	31	1
12-11-05	@Cle.	Rudi Johnson	26	126	13	1
11-27-05	Balt.	Rudi Johnson	27	114	28	2
12-11-05	Cle.	Rudi Johnson	30	169	32	1
12-18-05	@Det.	Rudi Johnson	24	117	33	2
9-17-06	Cle.	Rudi Johnson	26	145	20	2
10-22-06	Car.	Rudi Johnson	26	101	21	0
11-19-06	@N.O.	Rudi Johnson	27	111	22	0
12-10-06	Oak.	Rudi Johnson	30	117	11	2
12-24-06	@Den.	Rudi Johnson	30	129	13	1
9-16-07	@Cle.	Rudi Johnson	23	118	20	0
10-21-07	NYJ	Kenny Watson	31	130	12	3
12-23-07	Cle.	Kenny Watson	30	130	24	1
11-2-08	Jax.	Cedric Benson	24	104	30	1
12-21-08	@Cle.	Cedric Benson	38	171	46	0
12-28-08	K.C.	Cedric Benson	25	111	14	1
9-20-09	@G.B.	Cedric Benson	29	141	14	0
10-11-09	@Balt.	Cedric Benson	27	120	28	1
10-25-09	Chi.	Cedric Benson	37	189	26	1
11-8-09	Balt.	Cedric Benson	34	117	21	1
11-22-09	@Oak.	Bernard Scott	21	119	61	0
11-29-09	Cle.	Larry Johnson	22	107	13	0
12-6-09	Det.	Cedric Benson	36	110	11	0
12-27-09	K.C.	Cedric Benson	29	133	32	0
10-10-10	T.B.	Cedric Benson	23	144	22	0
11-21-10	Buff.	Cedric Benson	25	124	26	1
12-19-10	Cle.	Cedric Benson	31	150	18	1
9-11-11	@Cle.	Cedric Benson	25	121	39	1
10-2-11	Buff.	Cedric Benson	19	104	28	0
11-27-11	Cle.	Cedric Benson	21	106	33	1
11-18-12	@K.C.	BenJarvus Green-Ellis	25	101	21	1
11-25-12	Oak.	BenJarvus Green-Ellis	19	129	48	1
12-2-12	@S.D.	BenJarvus Green-Ellis	25	118	41	0
12-13-12	@Phil.	BenJarvus Green-Ellis	25	106	29	1
10-12-14	Car.	Giovani Bernard	18	137	89	1
11-2-14	Jax.	Jeremy Hill	24	154	60	2
11-16-14	@N.O.	Jeremy Hill	27	152	62	0
12-14-14	@Cle.	Jeremy Hill	25	148	21	2
12-22-14	Den.	Jeremy Hill	22	147	85	1
12-28-14	@Pitt.	Jeremy Hill	23	100	22	0
9-20-15	S.D.	Giovani Bernard	20	123	26	0
10-23-16	Cle.	Jeremy Hill	9	168	74	1
12-11-16	@Cle.	Jeremy Hill	25	111	11	1
1-1-16	Balt.	Rex Burkhead	27	119	17	2
11-26-17	Cle.	Joe Mixon	23	114	19	1
12-24-17	Det.	Giovani Bernard	23	116	25	1
10-28-18	T.B.	Joe Mixon	21	123	43	2
12-9-18	@LAC	Joe Mixon	26	111	19	1
12-16-18	Oak.	Joe Mixon	27	129	47	2
12-30-18	@Pitt.	Joe Mixon	13	105	51	0
11-10-19	Balt.	Joe Mixon	30	114	15	0
12-8-19	@Cle.	Joe Mixon	23	146	26	1
12-15-19	N.E.	Joe Mixon	25	136	29	0
12-29-19	Cle.	Joe Mixon	26	162	41	2
10-4-20	Jax.	Joe Mixon	25	151	34	2
9-12-21	MINN.	Joe Mixon	29	127	19	1
11-21-21	@L.V.	Joe Mixon	30	123	20	2
11-28-21	Pitt.	Joe Mixon	28	165	32	2

300-YARD PASSERS

Order is chronological. Updated through 2021 season.

DATE	OPP	PLAYER	ATT	CMP	YDS	TD	LG	INT
9-21-69	S.D.	Greg Cook	22	14	327	3	78	1
10-27-74	Hou.	Ken Anderson	44	30	352	3	37	1
11-2-75	Pitt.	Ken Anderson	42	19	331	3	35	3
11-17-75	Buff.	Ken Anderson	46	30	447	2	55	0
12-10-77	Pitt.	Ken Anderson	33	15	303	1	57	1
11-13-78	Oak.	Ken Anderson	50	30	388	2	34	4
10-21-79	@Cle.	Ken Anderson	32	20	318	2	50	0
11-4-79	@Balt.	Ken Anderson	28	17	320	3	67	2
9-27-81	Buff.	Ken Anderson	40	28	328	3	23	0
10-18-81	Pitt.	Ken Anderson	28	16	346	2	73	0
11-22-81	Den.	Ken Anderson	37	25	396	3	65	0
9-12-82	Hou.	Ken Anderson	40	29	354	2	50	0
9-19-82	@Pitt.	Ken Anderson	38	27	323	0	35	3
12-20-82	@S.D.	Ken Anderson	56	40	416	2	49	1
1-2-83	@Hou.	Ken Anderson	31	27	323	2	44	0
10-2-83	Balt.	Ken Anderson	31	21	330	3	63	3
11-28-83	@Mia.	Ken Anderson	36	23	342	1	80	2
9-2-84	@Den.	Ken Anderson	49	25	323	0	28	1
9-9-84	K.C.	Ken Anderson	37	24	310	0	35	0
9-16-84	@NYJ	Ken Anderson	22	16	316	2	80	4
9-22-85	S.D.	Boomer Esiason	44	26	320	3	26	2
10-20-85	@Hou.	Boomer Esiason	52	30	381	3	39	3
12-1-85	Hou.	Boomer Esiason	24	18	320	3	64	0
12-15-85	@Wash.	Boomer Esiason	39	22	357	2	56	2
11-16-86	Sea.	Boomer Esiason	33	22	334	1	57	1
11-30-86	@Den.	Boomer Esiason	30	21	306	2	46	1
12-21-86	NYJ	Boomer Esiason	30	23	425	5	49	1
10-25-87	@Pitt.	Boomer Esiason	32	20	303	2	43	2
11-1-87	Hou.	Boomer Esiason	41	26	387	2	47	2
11-22-87	Pitt.	Boomer Esiason	53	30	409	0	49	3
12-6-87	K.C.	Boomer Esiason	44	28	368	2	26	0
12-13-87	@Cle.	Boomer Esiason	39	22	361	1	54	2
9-11-88	@Phil.	Boomer Esiason	32	20	363	4	78	1
10-2-88	@L.A. Raiders	Boomer Esiason	28	21	332	3	37	0
11-6-88	Pitt.	Boomer Esiason	23	16	318	3	86	2
9-17-89	Pitt.	Boomer Esiason	27	16	328	2	45	0
11-19-89	Det.	Boomer Esiason	39	30	399	3	55	1
12-17-89	Hou.	Boomer Esiason	27	20	326	4	74	0
12-25-89	@Minn.	Boomer Esiason	54	31	367	3	65	3
10-7-90	@L.A. Rams	Boomer Esiason	45	31	490	3	32	0
11-10-91	Pitt.	Boomer Esiason	43	32	361	1	52	1
12-22-91	N.E.	Boomer Esiason	40	20	333	3	53	0
11-6-94	@Sea.	Jeff Blake	43	31	387	0	76	1
11-13-94	Hou.	Jeff Blake	33	23	354	4	50	0
9-24-95	Hou.	Jeff Blake	46	24	356	3	56	0
11-24-96	Atl.	Jeff Blake	36	21	349	4	61	0
12-1-96	@Jax.	Jeff Blake	39	23	313	3	48	2
9-7-97	@Balt.	Jeff Blake	45	25	317	1	36	2
11-30-97	@Phil.	Boomer Esiason	47	27	378	4	52	1
9-13-98	@Det.	Neil O'Donnell	36	25	303	2	70	0
12-20-98	@Pitt.	Jeff Blake	36	20	367	1	61	1
12-5-99	S.F.	Jeff Blake	30	21	334	4	58	0
11-11-01	@Jax.	Jon Kitna	48	28	303	0	32	1
12-30-01	Pitt.	Jon Kitna	68	35	411	2	49	1
1-6-02	@Tenn.	Jon Kitna	47	28	340	0	39	1
12-1-02	Balt.	Jon Kitna	46	30	308	2	35	1
9-14-03	@Oak.	Jon Kitna	41	25	303	1	34	2
9-26-04	Balt.	Carson Palmer	52	25	316	0	23	3
12-5-04	@Balt.	Carson Palmer	36	29	382	3	51	1
9-16-05	Minn.	Carson Palmer	40	27	337	3	70	1
11-20-05	Ind.	Carson Palmer	38	25	335	2	68	1
11-27-05	Balt.	Carson Palmer	30	22	302	3	54	1
9-17-06	Cle.	Carson Palmer	40	24	352	2	43	2
11-12-06	S.D.	Carson Palmer	42	31	440	3	74	0
9-16-07	@Cle.	Carson Palmer	50	33	401	6	32	2
9-23-07	@Sea.	Carson Palmer	43	27	342	1	35	2
10-14-07	@K.C.	Carson Palmer	43	26	320	2	42	2
11-18-07	Ariz.	Carson Palmer	52	37	329	2	37	4
12-30-07	@Mia.	Carson Palmer	32	23	316	3	70	1
12-20-09	@S.D.	Carson Palmer	40	27	314	2	49	1
9-12-10	@N.E.	Carson Palmer	50	34	345	2	51	1
10-3-10	@Cle.	Carson Palmer	36	25	371	2	78	0
10-24-10	@Atl.	Carson Palmer	50	36	412	3	64	0
1-2-11	@Balt.	Carson Palmer	45	32	305	1	39	2
9-18-11	@Den.	Andy Dalton	41	27	332	2	84	0
11-20-11	@Balt.	Andy Dalton	45	24	373	1	49	3
9-16-12	Cle.	Andy Dalton	31	24	318	3	50	1
9-23-12	@Wash.	Andy Dalton	27	19	328	3	59	1
10-14-12	@Cle.	Andy Dalton	46	31	381	3	57	3
10-13-13	@Buff.	Andy Dalton	40	26	337	3	54	1
10-20-13	@Det.	Andy Dalton	34	24	372	3	82	0
10-27-13	NYJ	Andy Dalton	30	19	325	5	53	1
10-31-13	@Mia.	Andy Dalton	53	32	338	0	26	3
12-22-13	Minn.	Andy Dalton	38	27	363	4	41	0
9-7-14	@Balt.	Andy Dalton	38	25	301	1	77	0
10-12-14	Car.	Andy Dalton	43	33	323	2	34	2
12-7-14	Pitt.	Andy Dalton	29	21	302	2	81	0
9-27-15	@Balt.	Andy Dalton	32	20	383	3	80	1
10-4-15	K.C.	Andy Dalton	24	17	321	1	55	0
10-11-15	Sea.	Andy Dalton	44	30	331	2	44	1
11-22-15	@Ariz.	Andy Dalton	39	22	315	2	42	0
9-11-16	@NYJ	Andy Dalton	30	23	366	1	54	1
9-18-16	@Pitt.	Andy Dalton	54	31	366	1	29	0
10-23-16	Cle.	Andy Dalton	28	19	308	2	48	0
12-4-16	Phil.	Andy Dalton	31	23	332	2	50	0
10-8-17	Buff.	Andy Dalton	36	22	328	1	77	2
9-23-18	@Car.	Andy Dalton	46	29	352	2	49	4
9-30-18	@Atl.	Andy Dalton	41	29	337	3	39	1
9-8-19	@Sea.	Andy Dalton	51	35	418	2	55	0
9-15-19	S.F.	Andy Dalton	42	26	311	2	66	1
10-27-19	@LARams	Andy Dalton	52	32	329	1	52	0
12-22-19	@Mia.	Andy Dalton	56	33	396	4	34	0
9-17-20	@Cle.	Joe Burrow	61	37	316	3	23	0
9-27-20	@Phil.	Joe Burrow	44	31	312	2	42	0
10-4-20	Jax.	Joe Burrow	36	25	300	1	30	1
10-18-20	@Ind.	Joe Burrow	39	25	313	0	67	1
10-25-20	Cle.	Joe Burrow	47	35	406	3	29	1
12-27-20	@Hou.	Brandon Allen	37	29	371	2	42	0
9-30-21	Jax.	Joe Burrow	32	25	348	2	44	0
10-24-21	@Balt.	Joe Burrow	38	23	416	3	82	1
12-5-21	LAC	Joe Burrow	40	24	300	1	32	2
12-12-21	S.F.	Joe Burrow	32	25	348	2	32	0
12-26-21	Balt.	Joe Burrow	46	37	525	4	68	0
1-2-21	K.C.	Joe Burrow	39	30	446	4	72	0

100-YARD RECEIVERS

Order is chronological. Updated through 2021 season.

Order is chronological. Updated through 2021 season.																																																																																																																																																																																																																																																																																																												
DATE	OPP	PLAYER	NO	YDS	LG	TD	10-21-79	@Cle.	Isaac Curtis	6	108	49	1	11-8-87	Mia.	Eddie Brown	8	105	21	0	11-4-79	@Balt.	Isaac Curtis	5	144	67	3	11-22-87	Pitt.	Tim McGee	8	139	49	0	11-4-79	@Balt.	Dan Ross	5	102	41	0	12-13-87	@Cle.	Tim McGee	4	117	44	0	12-2-79	@Pitt.	Isaac Curtis	5	119	32	2	12-27-87	@Hou.	Cris Collinsworth	4	119	53	0	9-14-88	Phx.	Eddie Brown	6	143	61	1	9-11-88	@Phil.	Tim McGee	4	114	78	2	9-25-88	Cle.	Eddie Brown	4	127	46	0	10-9-88	NYJ	Eddie Brown	5	103	60	2	11-6-88	Pitt.	Eddie Brown	7	216	86	2	12-17-88	Wash.	Eddie Brown	2	115	69	1	9-17-89	Pitt.	Tim McGee	6	100	27	0	10-29-89	T.B.	Tim McGee	5	127	46	2	11-19-89	Det.	Tim McGee	11	194	55	1	12-10-89	Sea.	Tim McGee	7	109	23	1	12-17-89	Hou.	Eddie Brown	6	107	35	2	12-17-89	Hou.	Tim McGee	6	147	74	1	12-25-89	@Minn.	Eddie Brown	6	109	34	1	9-16-90	@S.D.	Eddie Brown	10	178	30	2	9-23-90	N.E.	Tim McGee	6	163	52	0	10-7-90	@L.A. Rams	James Brooks	7	109	30	2	10-7-90	@L.A. Rams	Rodney Holman	10	161	27	0	10-7-90	@L.A. Rams	Tim McGee	8	142	32	0	10-6-91	Sea.	Eddie Brown	7	117	43	0	11-10-91	Pitt.	Tim McGee	3	101	52	0	9-26-93	Sea.	Tony McGee	7	102	37	0	10-24-93	@Hou.	Carl Pickens	7	127	36	0	10-30-94	Dall.	Darnay Scott	4	155	67	2	11-6-94	@Sea.	Darnay Scott	7	157	76	0	11-23-94	Hou.	Carl Pickens	11	188	50	3	11-20-94	Ind.	Carl Pickens	6	103	53	0	11-27-94	@Den.	Carl Pickens	6	132	70	1	12-4-94	Pitt.	Carl Pickens	4	105	56	1	12-24-94	Phil.	Carl Pickens	9	135	51	1	9-3-95	@Ind.	Tony McGee	6	118	41	0	10-9-95	Jax.	Carl Pickens	5	102	68	1	9-24-95	Hou.	Tony McGee	8	109	35	1	9-24-95	Hou.	Darnay Scott	4	125	56	1	10-1-95	Mia.	Carl Pickens	9	117	44	1

(Superlative performances — 100-yd. receivers, cont.)

10-19-95	@Pitt.	Carl Pickens	8	108	41	1	12-24-05	Buff.	Chad Johnson	9	117	41	1	9-7-14	@Balt.	A.J. Green	6	131	77	1
11-12-95	@Hou.	Carl Pickens	7	108	30	2	9-17-06	Cle.	Chris Henry	5	113	43	0	9-21-14	Tenn.	A.J. Green	6	102	29	0
11-19-95	Pitt.	Carl Pickens	8	129	26	1	10-15-06	@T.B.	T.J. Houshmandzadeh	10	102	33	1	10-12-14	Car.	Mohamed Sanu	10	120	34	1
11-10-96	Pitt.	Carl Pickens	12	103	21	0	11-12-06	S.D.	Chad Johnson	11	260	74	2	10-26-14	Balt.	Mohamed Sanu	5	125	53	0
11-24-96	Atl.	Carl Pickens	11	176	61	3	11-19-06	@N.O.	Chad Johnson	6	190	60	3	11-16-14	@N.O.	A.J. Green	6	127	38	1
12-1-96	@Jax.	Carl Pickens	7	109	26	3	11-26-06	@Cle.	Chad Johnson	7	123	43	0	11-23-14	@Hou.	A.J. Green	12	121	20	0
12-8-96	Balt.	Darnay Scott	8	103	27	0	11-30-06	Balt.	T.J. Houshmandzadeh	10	106	40	1	12-7-14	Pitt.	A.J. Green	11	224	81	1
9-21-97	@Den.	Carl Pickens	8	125	48	0	12-10-06	Oak.	T.J. Houshmandzadeh	8	118	36	1	9-13-15	@Oak.	Tyler Eifert	9	104	31	2
11-30-97	@Phil.	James Hundon	5	118	52	2	12-10-06	Oak.	Chad Johnson	5	101	42	0	9-27-15	@Balt.	A.J. Green	10	227	80	2
12-14-97	Dall.	Darnay Scott	4	112	48	1	12-31-06	Pitt.	Chris Henry	4	124	66	1	11-1-15	@Pitt.	A.J. Green	11	118	38	1
12-21-97	Balt.	Darnay Scott	6	129	77	1	9-16-07	@Cle.	Chad Johnson	11	209	32	2	11-22-15	@Ariz.	Giovani Bernard	8	128	41	0
9-13-98	@Det.	Darnay Scott	5	130	70	2	9-23-07	@Sea.	T.J. Houshmandzadeh	12	141	35	1	12-6-15	@Cle.	A.J. Green	5	128	57	1
9-27-98	@Balt.	Carl Pickens	7	120	67	2	9-23-07	@Sea.	Chad Johnson	9	138	20	0	12-13-15	Pitt.	A.J. Green	6	132	66	1
10-11-98	Pitt.	Carl Pickens	13	204	50	1	10-1-07	N.E.	T.J. Houshmandzadeh	10	100	23	1	9-11-16	@NYJ	A.J. Green	12	180	54	1
12-20-98	@Pitt.	Brandon Bennett	3	119	55	0	10-14-07	@K.C.	T.J. Houshmandzadeh	8	145	42	2	9-18-16	@Pitt.	Giovani Bernard	9	100	25	1
12-20-98	@Pitt.	Darnay Scott	7	152	61	1	10-21-07	NYJ	Chad Johnson	3	102	56	0	9-29-16	Mia.	A.J. Green	10	173	51	1
10-10-99	@Cle.	Darnay Scott	8	110	19	0	11-25-07	Tenn.	Chad Johnson	12	103	22	3	10-23-16	Cle.	A.J. Green	8	169	48	1
11-7-99	@Sea.	Carl Pickens	4	104	75	1	12-30-07	@Mia.	Chad Johnson	4	131	70	2	10-30-16	Wash.	A.J. Green	9	121	40	0
11-28-99	@Pitt.	Darnay Scott	4	123	76	1	9-21-08	@NYG	T.J. Houshmandzadeh	12	146	26	1	10-30-16	Wash.	Tyler Eifert	9	102	22	1
12-5-99	S.F.	Carl Pickens	7	107	37	2	11-16-08	Phil.	T.J. Houshmandzadeh	12	149	26	1	12-24-16	@Hou.	Brandon LaFell	6	130	86	1
12-17-00	Jax.	Danny Farmer	5	102	38	0	10-18-09	Hou.	Chad Johnson	5	103	50	0	9-24-17	@G.B.	A.J. Green	10	111	20	1
9-9-01	N.E.	Darnay Scott	5	104	34	0	10-25-09	Chi.	Chad Johnson	10	118	19	2	10-8-17	Buff.	A.J. Green	7	189	77	1
12-30-01	Pitt.	Peter Warrick	10	109	20	0	12-6-09	Det.	Chad Johnson	9	137	36	1	11-12-17	@Tenn.	A.J. Green	5	115	70	1
12-30-01	Pitt.	Darnay Scott	7	113	49	0	9-12-10	@N.E.	Chad Johnson	12	159	28	1	9-23-18	@Car.	Tyler Boyd	6	132	49	1
1-6-02	@Tenn.	Darnay Scott	9	152	39	0	10-3-10	@Cle.	Terrell Owens	10	222	78	1	9-30-18	@Atl.	Tyler Boyd	11	100	13	0
11-10-02	@Balt.	Chad Johnson	7	110	39	1	10-10-10	T.B.	Terrell Owens	7	102	43	1	10-7-18	Mia.	A.J. Green	6	112	23	0
11-17-02	Cle.	Chad Johnson	4	103	72	1	10-24-10	@Atl.	Chad Johnson	10	108	18	1	10-21-18	@K.C.	A.J. Green	7	117	31	0
11-24-02	@Pitt.	Chad Johnson	7	152	55	0	10-24-10	@Atl.	Jordan Shipley	6	131	64	1	10-28-18	T.B.	Tyler Boyd	9	138	28	1
12-8-02	@Car.	Chad Johnson	6	114	32	0	11-8-10	Pitt.	Terrell Owens	10	141	27	2	9-8-19	@Sea.	John Ross III	7	158	55	2
12-29-02	@Buff.	Chad Johnson	6	123	50	0	12-26-10	S.D.	Jerome Simpson	6	124	59	2	9-15-19	S.F.	Tyler Boyd	10	122	47	0
9-14-03	@Oak.	Chad Johnson	8	131	34	0	1-2-11	@Balt.	Jerome Simpson	12	123	21	1	9-15-19	S.F.	John Ross III	4	112	66	1
9-14-03	@Oak.	Peter Warrick	8	109	30	1	9-18-11	@Den.	A.J. Green	10	124	26	1	10-6-19	Ariz.	Tyler Boyd	10	123	42	1
10-19-03	Balt.	Chad Johnson	5	130	82	1	9-18-11	@Den.	Jerome Simpson	4	136	84	0	10-20-19	Jax.	Alex Erickson	8	137	48	0
11-16-03	K.C.	Peter Warrick	6	114	77	1	10-2-11	Buff.	A.J. Green	4	118	58	0	11-24-19	Pitt.	Tyler Boyd	5	101	47	1
11-23-03	@S.D.	Chad Johnson	10	107	22	3	10-16-11	Ind.	Jerome Simpson	6	101	32	0	12-22-19	@Mia.	Tyler Boyd	9	128	34	2
11-30-03	@Pitt.	Chad Johnson	6	117	58	1	11-20-11	@Balt.	Jerome Simpson	8	152	47	0	9-27-20	@Phil.	Tyler Boyd	10	125	25	0
12-21-03	@StL.	Chad Johnson	7	115	47	0	11-27-11	Cle.	A.J. Green	3	110	51	0	10-18-20	@Ind.	Tee Higgins	6	125	67	0
9-26-04	Balt.	T.J. Houshmandzadeh	7	116	22	0	12-18-11	@StL.	A.J. Green	6	115	55	0	10-25-20	Cle.	Tyler Boyd	11	101	16	1
10-25-04	Den.	Chad Johnson	7	149	50	1	9-23-12	@Wash.	A.J. Green	9	183	73	1	11-15-20	@Pitt.	Tee Higgins	7	115	54	1
11-28-04	Cle.	Chad Johnson	10	117	46	1	9-30-12	@Jax.	A.J. Green	6	117	42	1	9-3--21	Jax.	Tyler Boyd	9	118	33	0
12-5-04	@Balt.	T.J. Houshmandzadeh	10	171	34	1	10-14-12	@Cle.	A.J. Green	7	135	57	2	9-12-21	Minn.	Ja'Marr Chase	5	101	50	1
12-5-04	@Balt.	Chad Johnson	10	161	51	2	11-4-12	Den.	Jermaine Gresham	6	108	52	0	10-10-21	G.B.	Ja'Marr Chase	6	159	70	1
12-12-04	@N.E.	T.J. Houshmandzadeh	12	145	33	0	11-25-12	Oak.	A.J. Green	3	111	48	0	10-24-21	@Balt.	Ja'Marr Chase	8	201	82	1
9-18-05	Minn.	Chad Johnson	7	139	70	1	12-23-12	@Pitt.	A.J. Green	10	116	21	0	11-28-21	Pitt.	Tee Higgins	6	114	32	1
10-2-05	Hou.	T.J. Houshmandzadeh	8	105	22	0	9-8-13	@Chi.	A.J. Green	9	162	45	2	12-5-21	LAC	Tee Higgins	9	138	29	1
10-16-05	@Tenn.	Chad Johnson	8	135	35	1	10-13-13	@Buff.	A.J. Green	6	103	54	1	12-12-21	S.F.	Tee Higgins	5	114	27	0
11-20-05	Ind.	Chad Johnson	8	189	68	1	10-20-13	@Det.	A.J. Green	6	155	82	1	12-26-21	Balt.	Tee Higgins	12	194	52	2
11-27-05	Balt.	T.J. Houshmandzadeh	9	147	30	1	10-27-13	NYJ	Marvin Jones	8	122	45	4	12-26-21	Balt.	Ja'Marr Chase	7	125	22	0
							10-27-13	NYJ	A.J. Green	3	115	53	0	1-2-22	K.C.	Ja'Marr Chase	11	266	72	3
							10-31-13	@Mia.	A.J. Green	11	128	21	0							
							11-10-13	@Balt.	A.J. Green	8	151	51	1							

LAST TIMES

(Updated through 2021 season.)

BENGALS

RETURNED KICKOFF FOR TOUCHDOWN

Nov. 29, 2020 vs. N.Y. Giants — Brandon Wilson, 103 yards

RETURNED PUNT FOR TOUCHDOWN

Sept. 16, 2012 vs. Cleveland — Adam Jones, 81 yards

RETURNED INTERCEPTION FOR TOUCHDOWN

Nov. 28, 2021 vs. Pittsburgh — Mike Hilton, 24 yards

RECOVERED OPPONENT'S FUMBLE IN END ZONE FOR TOUCHDOWN

Nov. 16, 1986 vs. Seattle — Eddie Edwards

RETURNED OPPONENT'S FUMBLE FOR TOUCHDOWN

Jan. 9, 2022 at Cleveland — Trayvon Henderson, 29 yards

BLOCKED A PUNT

Dec. 23, 2018 at Cleveland — Clayton Fejedelem blocked Britton Colquitt punt

RETURNED BLOCKED PUNT FOR TOUCHDOWN

Nov. 17, 2013 vs. Cleveland — Tony Dye, 14 yards (block by Jayson DiManche)

BLOCKED FIELD GOAL ATTEMPT

Nov. 19, 2017 at Denver — KeiVarae Russell blocked a Brandon McManus 61-yard FG attempt

RETURNED BLOCKED FIELD GOAL ATTEMPT FOR TOUCHDOWN

Nov. 8, 1970 at Buffalo — Lemar Parrish, 83 yards

BLOCKED AN EXTRA POINT ATTEMPT

Dec. 24, 2016 at Houston — Margus Hunt blocked a Nick Novak PAT attempt

SCORED SAFETY

Dec. 1, 2019 vs. N.Y. Jets — Jets penalized for holding in end zone for Bengals team safety

WON SHUTOUT

Dec. 14, 2014 at Cleveland (30-0)

OPPONENTS

RETURNED KICKOFF FOR TOUCHDOWN

Nov. 4, 2012 vs. Denver — Trindon Holliday, 105 yards

RETURNED PUNT FOR TOUCHDOWN

Oct. 7, 2018 vs. Miami — Jakeem Grant, 71 yards

RETURNED INTERCEPTION FOR TOUCHDOWN

Nov. 7, 2021 vs. Cleveland — Denzel Ward, 99 yards

RECOVERED BENGALS FUMBLE IN END ZONE FOR TOUCHDOWN

Dec. 8, 2002 at Carolina — Al Wallace recovered Jon Kitna fumble

RETURNED BENGALS FUMBLE FOR TOUCHDOWN

Dec. 5, 2021 vs. L.A. Chargers — Tevaughn Campbell, 61 yards

BLOCKED A PUNT

Sept. 30, 2018 at Atlanta — Keith Tandy blocked Kevin Huber punt

RETURNED BLOCKED PUNT FOR TOUCHDOWN

Sept. 14, 2008 vs. Tennessee — Keith Bulluck blocked Kyle Larson punt and recovered ball in end zone

BLOCKED FIELD GOAL ATTEMPT

Nov. 25, 2018 vs. Cleveland — Myles Garrett blocked a Randy Bullock 54-yard FG attempt

RETURNED BLOCKED FIELD GOAL ATTEMPT FOR TOUCHDOWN

Dec. 1, 1996 at Jacksonville — Mickey Washington, 65 yards

BLOCKED AN EXTRA POINT ATTEMPT

Sept. 13, 2015 at Oakland — Justin Tuck blocked a Mike Nugent PAT attempt

SCORED SAFETY

Oct. 16, 2016 at New England — Andy Dalton tackled in end zone by Dont'a Hightower

WON SHUTOUT

Sept. 10, 2017 vs. Baltimore (20-0)

LONGEST PLAYS

(All plays are touchdowns unless noted otherwise. Updated through 2021 season.)

BENGALS

1. 103 yds. — Brandon Wilson — kickoff return vs. N.Y. Giants, 11-29-20
2. 102 yds. — Louis Breeden — interception at San Diego, 11-8-81
- 102 yds. — Eric Bieniemy — kickoff return at N.Y. Giants, 10-26-97
- 102 yds. — Artrell Hawkins — interception at Houston, 11-3-02
5. 101 yds. — Dre Kirkpatrick — interception at Denver, 11-19-17 (not a TD)
6. 100 yds. — Glenn Holt — kickoff return at Buffalo, 11-4-07
7. 99 yds. — Tremain Mack — kickoff return vs. Tennessee, 11-14-99
8. 98 yds. — Stanford Jennings — kickoff return at Kansas City, 11-13-88
9. 97 yds. — Darryl Williams — interception vs. Pittsburgh, 11-7-93
- 97 yds. — Willie Shelby — kickoff return at Cleveland, 10-3-76
- 97 yds. — Tremain Mack — kickoff return at Baltimore, 9-27-98
- 97 yds. — Adam Jones — kickoff return vs. Carolina, 10-12-14 (not a TD)
13. 96 yds. — Ray Griffin — interception vs. San Diego, 11-11-79
- 96 yds. — Corey Dillon — rush at Detroit, 10-28-01
- 96 yds. — Bernard Scott — kickoff return at Pittsburgh, 11-15-09
16. 95 yds. — Carl Pickens — punt return at Green Bay, 9-20-92
- 95 yds. — Lemar Parrish — kickoff return at Buffalo, 11-8-70
18. 94 yds. — Tim McGee — kickoff return vs. Minnesota, 10-23-86 (not a TD)
- 94 yds. — Ken Anderson to Billy Brooks — pass at Minnesota, 11-13-77
- 94 yds. — Brandon Bennett — kickoff return at Baltimore, 11-10-02
- 94 yds. — Tab Perry — kickoff return at Pittsburgh, 12-4-05 (not a TD)
22. 92 yds. — Brandon Wilson — kickoff return at Baltimore, 11-10-19
23. 90 yds. — Lemar Parrish — punt return vs. Washington, 10-6-74
- 90 yds. — Virgil Carter to Speedy Thomas — pass vs. Philadelphia, 9-19-71
- 90 yds. — David Dunn — kickoff return vs. Pittsburgh, 11-10-96

OPPONENTS

1. 105 yds. — Mercury Morris (Miami) — kickoff return at Cincinnati, 9-14-69
- 105 yds. — Trindon Holliday (Denver) — kickoff return at Cincinnati, 11-4-12
3. 103 yds. — Bob Gresham (Houston) — kickoff return at Cincinnati, 9-23-73
4. 101 yds. — Derrick Mason (Tennessee) — kickoff return at Cincinnati, 11-18-01
5. 100 yds. — Max Anderson (Buffalo) — kickoff return at Cincinnati, 9-22-68
- 100 yds. — Jon Vaughn (New England) — kickoff return at Cincinnati, 12-20-92
7. 99 yds. — Antwaan Randle El (Pittsburgh) — kickoff return at Cincinnati, 10-13-02
- 99 yds. — Jeff Garcia to Andre' Davis (Cleveland) — pass at Cleveland, 10-17-04
- 99 yds. — Terrence McGee (Buffalo) — kickoff return at Cincinnati, 12-24-05
- 99 yds. — Denzel Ward (Cleveland) — interception return at Cincinnati, 11-7-21
- 98 yds. — Chad Williams (Baltimore) — interception at Cincinnati, 12-1-02
11. 97 yds. — Darren Lewis (Chicago) — kickoff return at Chicago, 11-8-92
- 97 yds. — Brandon Tate (New England) — kickoff return at New England, 9-12-10
13. 96 yds. — Carl Roaches (Houston) — kickoff return at Houston, 10-4-81
- 96 yds. — Bobby Humphrey (N.Y. Jets) — kickoff return at Cincinnati, 12-21-86
15. 95 yds. — Aaron Bailey (Indianapolis) — kickoff return at Cincinnati, 12-22-96
- 95 yds. — Lamont Brightful (Baltimore) — punt return at Baltimore, 11-10-02
17. 94 yds. — Herschel Walker (Philadelphia) — kickoff return at Cincinnati, 12-24-94
- 94 yds. — Brent Grimes (Miami) — interception return at Miami, 10-31-13
- 94 yds. — Ben Roethlisberger to Martavis Bryant (Pittsburgh) — pass at Cincinnati, 12-7-14
20. 93 yds. — Robert Lyles (Houston) — fumble return at Cincinnati, 10-19-86
21. 92 yds. — Billy Lefear (Cleveland) — kickoff return at Cleveland, 11-23-75 (not a TD)
- 92 yds. — Bo Jackson (L.A. Raiders) — rush at Los Angeles, 11-5-89
- 92 yds. — Eric Metcalfe (Cleveland) — punt return at Cincinnati, 9-4-94

PRO BOWL HISTORY

Below is a list of the Bengals selected for the NFL Pro Bowl (1970-present) and AFL All-Star games (1968-69) — listed both by player and by year.
The years listed are the seasons during which the selections were earned, not the calendar years in which the games were played.

BY PLAYER

PLAYER	SELECTIONS	YEAR(S)
Anthony Munoz, OT	11	1981-91
Geno Atkins, DT	8	2011-12, '14-19
A.J. Green, WR	7	2011-17
Chad Johnson, WR	6	2003-07, '09
Lemar Parrish, CB	6	1970-71, '74-77
Ken Anderson, QB	4	1975-76, '81-82
Willie Anderson, OT	4	2003-06
James Brooks, RB	4	1986, '88-90
Isaac Curtis, WR	4	1973-76
Bob Trumpy, TE	4	1968-70, '73
Tommy Casanova, S	3	1974, '76-77
Cris Collinsworth, WR	3	1981-83
Andy Dalton, QB	3	2011, '14, '16
Corey Dillon, RB	3	1999-2001
Boomer Esiason, QB	3	1986, '88-89
David Fulcher, S	3	1988-90
Rodney Holman, TE	3	1988-90
Max Montoya, G	3	1986, '88-89
Andrew Whitworth, OT	3	2012, '15-16
Coy Bacon, DE	2	1976-77
Carlos Dunlap, DE	2	2015-16
Jermaine Gresham, TE	2	2011-12
Tim Krumrie, NT	2	1987-88
Carson Palmer, QB	2	2005-06
Carl Pickens, WR	2	1995-96
Mike Reid, DT	2	1972-73
Paul Robinson, RB	2	1968-69
Ashley Ambrose, CB	1	1996
Bill Bergey, LB	1	1969
Jeff Blake, QB	1	1995
Eddie Brown, WR	1	1988
Vontaze Burfict, LB	1	2013
Ja'Marr Chase, WR	1	2021
Tyler Eifert, TE	1	2015
Shayne Graham, K	1	2005
Harold Green, RB	1	1992
Clark Harris, LS	1	2017
Trey Hendrickson, DE	1	2021
T.J. Houshmandzadeh, WR	1	2007
Kevin Huber, P	1	2014
Tory James, CB	1	2004
Bob Johnson, C	1	1968
Pete Johnson, FB	1	1981
Rudi Johnson, RB	1	2004
Adam Jones, CB	1	2015
Jim LeClair, LB	1	1976
Tremain Mack, KR	1	1999
Pat McNally, P	1	1981
Joe Mixon, RB	1	2021
Chip Myers, WR	1	1972
Lorenzo Neal, FB	1	2002
Reggie Nelson, S	1	2015
Deltha O'Neal, CB	1	2005
Cedric Peerman, RB	1	2015
Dan Ross, TE	1	1982
Eric Thomas, CB	1	1988

BY YEAR

YEAR	PLAYER(S)
1968	— C Bob Johnson, RB Paul Robinson, TE Bob Trumpy
1969	— LB Bill Bergey, RB Paul Robinson, TE Bob Trumpy
1970	— CB Lemar Parrish, TE Bob Trumpy
1971	— CB Lemar Parrish
1972	— WR Chip Myers, DT Mike Reid
1973	— WR Isaac Curtis, DT Mike Reid, TE Bob Trumpy
1974	— S Tommy Casanova, WR Isaac Curtis, CB Lemar Parrish
1975	— QB Ken Anderson, WR Isaac Curtis, CB Lemar Parrish
1976	— QB Ken Anderson, DE Coy Bacon, S Tommy Casanova, WR Isaac Curtis, LB Jim LeClair, CB Lemar Parrish
1977	— DE Coy Bacon, S Tommy Casanova, CB Lemar Parrish
1978	— (none)
1979	— (none)
1980	— (none)
1981	— QB Ken Anderson, WR Cris Collinsworth, FB Pete Johnson, P Pat McNally, OT Anthony Munoz
1982	— QB Ken Anderson, WR Cris Collinsworth, OT Anthony Munoz, TE Dan Ross
1983	— WR Cris Collinsworth, OT Anthony Munoz
1984	— OT Anthony Munoz
1985	— OT Anthony Munoz
1986	— RB James Brooks, QB Boomer Esiason, G Max Montoya, OT Anthony Munoz
1987	— NT Tim Krumrie, OT Anthony Munoz
1988	— RB James Brooks, WR Eddie Brown, QB Boomer Esiason, S David Fulcher, TE Rodney Holman, NT Tim Krumrie, G Max Montoya, OT Anthony Munoz, CB Eric Thomas
1989	— RB James Brooks, QB Boomer Esiason, S David Fulcher, TE Rodney Holman, G Max Montoya, OT Anthony Munoz
1990	— RB James Brooks, S David Fulcher, TE Rodney Holman, OT Anthony Munoz
1991	— OT Anthony Munoz
1992	— RB Harold Green
1993	— (none)
1994	— (none)
1995	— QB Jeff Blake, WR Carl Pickens
1996	— CB Ashley Ambrose, WR Carl Pickens
1997	— (none)
1998	— (none)
1999	— RB Corey Dillon, KR Tremain Mack
2000	— RB Corey Dillon
2001	— RB Corey Dillon
2002	— FB Lorenzo Neal
2003	— OT Willie Anderson, WR Chad Johnson
2004	— OT Willie Anderson, CB Tory James, WR Chad Johnson, RB Rudi Johnson
2005	— OT Willie Anderson, K Shayne Graham, WR Chad Johnson, CB Deltha O'Neal, QB Carson Palmer
2006	— OT Willie Anderson, WR Chad Johnson, QB Carson Palmer (Pro Bowl Player of the Game)
2007	— WR T.J. Houshmandzadeh, WR Chad Johnson
2008	— (none)
2009	— WR Chad Johnson
2010	— (none)
2011	— DT Geno Atkins, QB Andy Dalton, WR A.J. Green, TE Jermaine Gresham
2012	— DT Geno Atkins, WR A.J. Green, TE Jermaine Gresham, OT Andrew Whitworth
2013	— LB Vontaze Burfict, WR A.J. Green
2014	— DT Geno Atkins, QB Andy Dalton, WR A.J. Green, P Kevin Huber
2015	— DT Geno Atkins, DE Carlos Dunlap, TE Tyler Eifert, WR A.J. Green, CB Adam Jones, S Reggie Nelson, RB Cedric Peerman, OT Andrew Whitworth
2016	— DT Geno Atkins, QB Andy Dalton, DE Carlos Dunlap, WR A.J. Green, OT Andrew Whitworth
2017	— DT Geno Atkins, WR A.J. Green, LS Clark Harris
2018	— DT Geno Atkins
2019	— DT Geno Atkins
2020	— (none)
2021	— WR Ja'Marr Chase, DE Trey Hendrickson and RB Joe Mixon

HALL OF FAME HISTORY

ANTHONY MUNOZ

The Bengals' **Anthony Munoz**, who defined the art of playing offensive tackle in the National Football League, was inducted on Aug. 1, 1998 to the Pro Football Hall of Fame. It was the first year of Hall eligibility for Munoz, whose final NFL season was 1992 with the Bengals. There currently are 362 Hall of Famers, and Munoz is one of only 90 players selected in their first year of eligibility.

Munoz was a consensus All-American at the University of Southern California, and the Bengals claimed him with the third overall pick in the 1980 draft, despite the fact some teams considered him damaged goods due

to past knee surgery. The move turned out as one of the best draft gambles in franchise history, as Munoz went on to play 13 Bengals seasons (1980-92), including 11 ('81-'91) in which he was chosen for the AFC-NFC Pro Bowl game. At the time of his retirement (1992), that was the most selections of any player in NFL history. He also earned All-Pro honors (full NFL, not just the AFC) every season from 1981 through '91.

"Anthony's induction was very gratifying to our organization and to all of our fans," said Mike Brown, Bengals president. "It was particularly so because the selectors recognized Anthony as a truly special player and person who deserved election on his first try. During his playing days, no one in the NFL was better. It's justifiable to consider him as the best offensive lineman ever, and he has conducted his personal and family life in a way that is a great credit to the Bengals and the NFL."

Munoz's off-field efforts earned him the NFL's prestigious Man of the Year Award in 1991.

Munoz played for the Bengals in both of their Super Bowl appearances, as a second-year player in Super Bowl XVI at Pontiac, Mich., and as a ninth-year vet in Super Bowl XXIII at Miami.

In 1994, he was one of three offensive tackles named to the NFL's official 75th Anniversary Team. He joined his fellow tackles from that 75th Anniversary Team — Forrest Gregg and Roosevelt Brown — in the Hall of Fame.

Munoz's exceptional agility and athleticism is reflected by his entry line in the Bengals' all-time pass receiving statistics. He caught seven passes in his career, playing as a tackle-eligible, and four of those receptions were for touchdowns.

In six of his 13 Bengals seasons, Munoz earned at least one major award as

NFL Offensive Lineman of the Year. One award citation, issued by NFL Alumni, reads: "The NFL has three levels of offensive linemen. The bottom rung is for players aspiring to make the Pro Bowl. The next step is for those who have earned all-star status. Then there's Anthony Munoz. He's alone at the top, a sure Hall of Famer."

Though there are other Hall of Fame members with some Hispanic ancestry, Munoz is considered the first player of primarily Hispanic background to enter the Hall. Munoz was born in Ontario, Calif. His parents also are native Californians, and his grandparents were born in Chihuahua, Mexico.



OTHER PLAYER/COACH CONNECTIONS

Munoz is the only player who performed primarily for the Bengals to gain entry to the Hall. Two other Hall of Fame players — wide receivers **Charlie Joiner** and **Terrell Owens** — are former Bengals, but both played the majority of their careers with other teams. Joiner, who was with the Bengals from 1972-75, played the majority of his career with San Diego. He was inducted in 1996. Owens, who was a Bengal in 2010, also was with San Francisco, Philadelphia, Dallas and Buffalo. He was inducted as a member of the 2018 class.

Paul Brown, founder and first head coach of the Bengals and the Browns, is in the Hall, but he was inducted in 1967, before the Bengals' first season.

Three other Hall of Famers also spent time as Bengals coaches. **Bill Walsh**, inducted for his success as head coach of the San Francisco 49ers, was a Bengals assistant under Paul Brown from 1968-75. He was inducted in 1993. **Forrest Gregg**, Bengals head coach from 1980-83, was inducted in '77, based on his playing career as an offensive tackle, primarily with Green Bay. And **Dick LeBeau**, a Bengals coach for 19 seasons, was inducted in 2010 for his exploits as a cornerback for the Detroit Lions. LeBeau was Bengals head coach for the last 13 games of 2000, as well as '01-02. LeBeau was a Cincinnati assistant coach from 1980-91 and from '97 through the first three games of 2000.

More on Paul Brown: Brown was not only the founder and first coach of both the Bengals and the Browns, he was one of the great innovators in pro football history.

"Whether they know it or not, nearly everyone in football has been affected by Paul Brown," former NFL Commissioner Pete Rozelle said in 1991. "His wealth of ideas changed the game."

Elected in 1967 to the Pro Football Hall of Fame, Brown also was founder and first coach of the Cleveland Browns, whom he guided to seven league championships in their first 12 seasons. He posted a .665 winning percentage over 25 years of pro coaching (222-112-9, including playoffs). Earlier in his career, he created an Ohio dynasty at Massillon High School and coached Ohio State University to a national championship (1942).

Brown pioneered coaching as a year-round profession, invented the draw play, introduced the use of face masks on helmets, initiated film study and classroom instruction of players, and was the first coach to call plays from the sidelines. He also broke the color barrier in modern American pro sports, as his Cleveland team featured black stars Marion Motley and Bill Willis in 1946, a year before Jackie Robinson's debut in Major League Baseball.

Born in Norwalk, Ohio, and reared in Massillon, Ohio, Brown was Bengals coach and general manager from 1968-75. He stepped down as coach following an 11-3 season in 1975, and continued in the GM's role until his death at age 82 on Aug. 5, 1991.

BENGALS ITEMS IN THE HALL

The Hall of Fame houses many pieces of Bengals history, including:

- Full uniform including jersey, pants, and helmet of OT Anthony Munoz during the last season of his Hall of Fame career.
- Coach Paul Brown's "signature" hat he wore on the sidelines.
- QB Boomer Esiason's jersey from his MVP season in 1988.
- RB Corey Dillon's jersey from Dec. 4, 1997 when he established a rookie single-game rushing record vs. Tennessee.
- The jersey, pants, and shoes worn by Dillon on Oct. 22, 2000 when he set the then-NFL record of 278 rushing yards in Bengals' 31-21 win vs. Denver.
- The football used on the opening kickoff of the Bengals' inaugural regular-season home game on Sept. 15, 1968. Cincinnati defeated Denver, 24-10.
- QB Andy Dalton's jersey from Nov. 1, 2015 when he defeated Pittsburgh for his 23rd road win, tying Dan Marino, Ben Roethlisberger, and Matt Ryan for most road wins in their first five NFL seasons.
- Jerseys worn by RB Archie Griffin and CB Ken Riley.
- The jersey and pants worn by QB Joe Burrow on Sept. 12, 2021 during a Bengals 27-24 OT victory over the Minnesota Vikings. The game marked the regular-season home debut of the current Bengals uniform (it was the team's first significant uniform change since 2004).
- The gloves worn by WR Ja'Marr Chase on Jan. 2, 2022 during a 34-31 victory over the Kansas City Chiefs. In the contest, Chase broke the NFL rookie record for most receiving yards in a game.
- Shoes worn by Chase during his historic rookie season of 2022, when he shattered numerous NFL rookie records, including single-season receiving yardage (in the Super Bowl era), single-game receiving yardage, and postseason receiving yardage.
- Back rest of seat from Cinergy Field, formerly Riverfront Stadium.
- Shovel used for the groundbreaking of Paul Brown Stadium, which took place on Cincinnati's riverfront on April 25, 1998.
- Autographed metal bucket from the groundbreaking ceremony of PBS, signed by Bengals president Mike Brown, Hamilton County Commissioners Bob Bedinghaus and Tom Neyer, Cincinnati Mayor Roxanne Qualls and others.
- Framed water color drawing of WR Isaac Curtis.
- Draft cards. The cards were written on by a team representative and turned into NFL officials to identify each draft pick.

STADIUM HISTORY

PAUL BROWN STADIUM — 2000-PRESENT

Paul Brown Stadium, home of the Bengals on Cincinnati's downtown river-front, plays host to its 23rd NFL season in 2022. PBS, as it's known for short, opened in 2000. The first game was an Aug. 19 preseason contest vs. Chicago, a 24-20 Bengals win. The first regular-season game was a 24-7 loss to Cleveland on Sept. 10.

Named for the NFL legend who was Bengals founder, chief executive and first head coach, the stadium has won numerous honors and has helped keep Cincinnati in the national sports spotlight. Over the last 18 seasons (2004-21), PBS has hosted 27 nationally televised Bengals games, and two nationally televised games are scheduled at PBS for 2022 — Sept. 29 vs. Miami (Prime Video) and Jan. 2 vs. Buffalo (ESPN/ABC).

From 2003-10 at PBS, the Bengals sold out a franchise-record 57 consecutive home games (regular and postseason).

The stadium features a sleek design and blends seamlessly with the city, open to views of downtown to the north and the Ohio River to the south.


National recognition for PBS has come in various modes. In 2007, PBS was the only football stadium to make a Harris Interactive list of "America's favorite 150 buildings and structures." PBS ranked 101st on a list whose range included all manner of major structures — skyscrapers, museums, churches, hotels, bridges, national memorials and more. No other football stadium was voted among the top 150, and among all sports venues, only two historic baseball parks — Wrigley Field and the old Yankee Stadium — ranked higher than PBS.

In 2002, in an industry rarity, the stadium was singled out by both of the nation's premier architecture magazines, *Architectural Record* and *Architecture*. The two stories came on the heels of PBS receiving the 2001 Merit Award from the American Institute of Architects (California Council). It marked the first time an NFL stadium received the award from the prestigious AIA.

The acclaim began well before the stadium's 2000 opening. In May of 1998, studies of PBS' design led to it being among 15 winners from a field of more than 300 projects for an American Architecture Award.

In closer-to-home reaction, the stadium also debuted to rave reviews.

After a tour of PBS in June of 2000, some two months before the first game, Cincinnati Enquirer columnist Paul Daugherty wrote:



"The place is gorgeous. If the Bengals were trying to butter me up by giving me the tour, it worked. Every seat is good."

At roughly the same time, Cincinnati Post columnist Bill Koch wrote:

"The views come at you from every angle. Unlike Cinergy Field (formerly Riverfront Stadium), which cut you off from the city once you were inside, this stadium celebrates its setting.

"From the west side, you gaze into Price Hill, with Union Terminal off in the distance. From the east, you walk through the club lounge, where you can see the river, the Roebling Suspension Bridge

and the downtown skyline. You are not in Anytown, USA. You are unmistakably in Cincinnati."

Mike Brown, a son of Paul Brown and the club's chief executive since 1991, puts it this way:

"In the best stadiums, the experience of just walking in wakes you up. It's exciting just to be there. From day one, we made this a goal for our stadium. We want it to be the best setting for pro football in the country, and we think our fans will agree that it is."

Though proud of PBS' much-hailed outer design, the Bengals are prouder still that the stadium has fulfilled a primary goal of serving as a premier venue for watching football. Almost 70 percent of the seats are along the sidelines, positioned for the best possible sight lines to the action.

PBS also serves as a link to the past. In an era when many sports facilities carry corporate names, Cincinnati's stadium bears only the name of Paul Brown.

"We like the fact that our stadium name honors the tradition of the NFL," says Mike Brown. "Many names now don't have anything to do with the game."


The stadium includes 132 suites and 7600 club seats.

Additional facts and figures on PBS:

SEATING CAPACITY: 65,515.

DIMENSIONS: The stadium site covers approximately 22 acres, and Paul Brown Stadium itself reaches a height of 157 feet.

PLAYING SURFACE: Twenty-Four/Seven synthetic turf system by Shaw Sports Turf (installed by The Motz Group in 2018).



RIVERFRONT STADIUM/CINERGY FIELD — 1970-99

(Was called Riverfront Stadium from 1970-95, and renamed Cinergy Field in '96.)



Like Paul Brown Stadium, Riverfront Stadium was located in downtown Cincinnati on the bank of the Ohio River. Its site was about a quarter-mile east of the PBS site. It was renamed Cinergy Field in 1996.

Housing the Bengals and baseball's Cincinnati Reds, Riverfront/Cinergy was one of a number of circular, dual-sport facilities built in the U.S. in the 1960s and early '70s. Seating capacity for Bengals games was 60,389 in the stadium's full football configuration and 56,759 during shared periods with baseball.

Riverfront hosted one of the most celebrated victory in Bengals history, the 1981 season AFC Championship known as the "Freezer Bowl." The Bengals defeated San Diego 27-7 on a day with the lowest wind chill (minus-59 degrees) and second-coldest temperature reading (minus-9) in NFL history. The Bengals won their second AFC title at Riverfront in 1988, defeating Buffalo 21-10.

The longest Bengals sellout streak at Riverfront was 43 games, from the 1988 season opener through the '92 home finale.

The Reds continued playing in Cinergy Field for three seasons (2000-02) after the Bengals departed for PBS, and Cinergy was imploded in December of '02 to make room for new riverfront development.

NIPPERT STADIUM — 1968-69

The Bengals played their first two seasons in Nippert Stadium on the campus of the University of Cincinnati. When the Bengals played at Nippert, its seating capacity was listed as 31,301.



The Nippert Stadium site began hosting UC games in 1902. It remains the home of the Bearcats today, and still stands is the third-oldest NCAA FBS stadium. Nippert has been expanded and upgraded many times over the years. Its current seating capacity is approximately 40,000, and its most recent major renovation took place from 2014 through early '15 (the Bearcats played their 2014 home games at Paul Brown Stadium, but returned to Nippert for the '15 season).

The stadium began in 1902 as Carson Field, named after Arch Carson, who played a significant role in starting football on the UC campus in 1885. In 1901, as physical director of the university, Carson guided the construction of the first field, which was later named for him (to this day, Nippert's playing surface still is called Carson Field). Fans watched from wooden bleachers constructed on the hillside adjacent to the field.

Construction began in 1916 on a permanent brick-and-mortar stadium, and the structure was completed in '24. The new stadium was named after Jimmy Nippert, a UC player who sustained a spike wound injury during the 1923 season finale and died a month later from blood poisoning. His grandfather, James N. Gamble of Procter & Gamble, provided the funds necessary to complete construction, and Nippert Stadium was dedicated the following November.

STADIUM FIRSTS AND LASTS

PAUL BROWN STADIUM

FIRST PRESEASON GAME: Aug. 19, 2000 / Bengals 24, Chicago 20 (attendance: 56,180)

FIRST REGULAR-SEASON GAME: Sept. 10, 2000 / Cleveland 24, Bengals 7 (attendance: 64,006)

First Bengals scoring play: Ron Dugans four-yard TD pass from Akili Smith (second quarter, 14:33)

First opponent scoring play: Travis Prentice 16-yard TD run (first quarter, 3:43)

RECORD AT PBS (regular season, through 2021): 93-81-2 (.534)

LARGEST CROWD AT PBS (regular season or postseason): 66,277 on Jan. 15, 2022 (Wild Card) / Bengals 26, Raiders 19

RIVERFRONT STADIUM/CINERGY FIELD

(Stadium was called Riverfront Stadium from 1970-95 and was renamed Cinergy Field in '96.)

FIRST PRESEASON GAME: Aug. 8, 1970 / Bengals 27, Washington 12 (attendance: 52,299)

FIRST REGULAR-SEASON GAME: Sept. 20, 1970 / Bengals 31, Oakland 21 (attendance: 56,616)

First Bengals scoring play: Sam Wyche five-yard TD run (first quarter, 13:08)

First opponent scoring play: Fred Biletnikoff 20-yard TD pass from Daryle Lamonic (first quarter, 0:30)

LAST REGULAR-SEASON GAME: Dec. 12, 1999 / Bengals 44, Cleveland 28 (attendance: 59,972)

Last Bengals scoring play: Darnay Scott 52-yard TD pass from Jeff Blake; Doug Pelfrey PAT kick (third quarter, 3:15)

Last opponent scoring play: Darrin Chiaverini 19-yard TD pass from Ty Detmer; Phil Dawson PAT kick (fourth quarter, 0:49)

RECORD AT RIVERFRONT/CINERGY (regular season): 128-100-0 (.561)

LARGEST CROWD AT RIVERFRONT/CINERGY: 60,284 on Oct. 17, 1971 / Cleveland 27, Bengals 24

NIPPERT STADIUM

FIRST PRESEASON GAME: Aug. 3, 1968 / Kansas City 38, Bengals 14 (attendance: 21,682)

FIRST REGULAR-SEASON GAME: Sept. 15, 1968 / Bengals 24, Denver 10 (attendance: 25,049)

First Bengals scoring play: Dale Livingston 49-yard FG (third quarter, 12:02)

First Bengals touchdown: Bob Trumpy 58-yard pass from John Stofa (third quarter, 8:58)

First opponent scoring play: Bob Humphreys 33-yard FG (third quarter, 3:07)

First opponent touchdown: Eric Crabtree five-yard pass from Jim LeClair (fourth quarter, 11:57)

LAST REGULAR-SEASON GAME: Nov. 16, 1969 / Boston 25, Bengals 14 (attendance: 25,913)

Last Bengals scoring play: Jess Phillips four-yard TD run; Horst Muhlmann PAT kick (fourth quarter, 13:10)

Last opponent scoring play: Gino Cappelletti 43-yard FG (third quarter, 7:58)

Last opponent touchdown: Charley Frazier six-yard pass from Mike Taliaferro; Gino Cappelletti PAT kick (first quarter, 1:24)

RECORD AT NIPPERT (regular season): 6-8-0 (.429)

LARGEST CROWD AT NIPPERT: 28,642 on Sept. 29, 1968 / San Diego 31, Bengals 10

PRO FOOTBALL HISTORY IN CINCINNATI

Cincinnati was home to two other teams in the National Football League prior to the present-day Bengals.

One of the teams, known as the Cincinnati Celts, was a member of the NFL — then known as the American Professional Football Association — in the league's second season in 1921. That team finished with a 1-3-0 record in its only season.

In 1933, the NFL granted the city another franchise, this time called the Cincinnati Reds. They competed in the league for two seasons before folding. The Reds finished with a 3-6-1 record and fourth place in the league's Western Division in 1933. In 1934, they lost their first eight games before suspending operations. The St. Louis Gunners, an independent team, joined the NFL by buying the Cincinnati franchise and went 1-2 the last three weeks of the season.

It was a third team, however — one which was not a member of the NFL — that eventually proved to be the closest link to today's modern-era team.

In 1937, a team called the Cincinnati Bengals was formed as a member of the rival American Football League. It was that team's nickname which was later adopted by today's NFL franchise.

The 1937 Bengals finished with a 2-4-2 record in their first year, but the AFL folded after the season. The Bengals continued as an independent team in 1938,

playing three NFL teams that year. They beat the Chicago Bears 17-13, and the Pittsburgh Pirates 38-0, and tied the Chicago Cardinals 7-7.

In 1939, the Bengals joined a new AFL, finishing in second place with a 6-2 record. But again, the league folded after the season.

Once again, in 1940, another new AFL emerged, and again the Bengals joined. They recorded 1-7-0 and 1-5-2 marks in 1940 and '41, respectively. That AFL suffered the fate of the two AFLs before it, folding after the 1941 season as the United States entered World War II. Only this time, the Bengals folded along with it.

Pro football returned to Cincinnati 26 years later in 1967, when Paul Brown headed an ownership group which landed an expansion franchise in the modern-era American Football League. Brown, a Pro Football Hall of Famer who founded and coached the Cleveland Browns from 1946-62, picked the name Bengals for the new team "to give it a link with past professional football in Cincinnati."

Hundreds of names were suggested by fans in an effort to name the new Cincinnati team, the most popular being Buckeyes. It was rejected to avoid confusion with the Ohio State Buckeyes.

The Bengals began play in the AFL in 1968. The AFL merged with the NFL in 1970.



1938 Cincinnati Bengals

Front row (left to right): 65-Tarz Carlson, 84-Bud Payne, 60-Cole Wilging, 85-Sig Sigillo, 55-Freddy Wunderlich, 69-Joe Kruse, 14-Blond Blizzard Owen, 80-Norm Cable, 41-Irish Pavkov, 54-Horse Chesney, 64-Pat Howlett, 51-Tiger Martinovich.

Back row: 70-Homer Reynolds, 72-Jug Brown, 75-King Bernard, 73-Socko Wieth, 88-Bumper McPhail, 61-Earl Warwick, 83-Connie Mack Berry, 81-Phil Bucklew, 82-Bill Muellner, 52-Russ Sweeney, 87-Wild Bill Gerdes, 86-Turk Russ, Coach Dana M. King.

MISCELLANEOUS FACTS AND FIGURES

ENTERING 2022 SEASON

Bengals franchise firsts:

- **FIRST HEAD COACH:** Paul Brown, who coached from 1968 through '75.
- **FIRST PLAYER:** QB John Stofa, who was acquired in December, 1967, from the Miami Dolphins in a trade for two draft choices. Stofa played for the Bengals in 1968 and '69.
- **FIRST DRAFT CHOICE:** Center Bob Johnson, from the University of Tennessee, was the Bengals' No. 1 draft choice in their 1968 inaugural season.
- **FIRST GAME:** Aug. 3, 1968 — a preseason home game against the Kansas City Chiefs at Nippert Stadium. The Chiefs won 38-14 in front of 21,682.
- **FIRST REGULAR-SEASON GAME:** On Friday night, Sept. 6, 1968, in San Diego, the Bengals began play in the American Football League. They lost to the Chargers, 29-13.
- **FIRST BENGALS REGULAR-SEASON SCORING PLAY:** On the Bengals' first possession of their first regular-season game — Sept. 6, 1968 at San Diego — RB Paul Robinson scored a touchdown on a two-yard run. Dale Livingston kicked the extra point for a 7-0 Cincinnati lead. The Chargers came back to win, 29-13.
- **FIRST REGULAR-SEASON VICTORY:** On Sunday, Sept. 15, 1968, the Bengals won their home opener, defeating the Denver Broncos, 24-10. A crowd of 25,049 watched at Nippert Stadium.
- **FIRST PLAYOFF GAME:** On Saturday, Dec. 26, 1970, the Bengals lost to the Baltimore Colts, 17-0, at Memorial Stadium in Baltimore in an AFC Divisional Playoff. The Bengals reached the playoffs in just the franchise's third season by winning the AFC Central Division with an 8-6 regular-season record.
- **FIRST PLAYOFF VICTORY:** On Jan. 3, 1982, the Bengals beat the Buffalo Bills, 28-21, at Riverfront Stadium in an AFC Divisional Playoff Game. A week later, the Bengals won the AFC title to earn a trip to Super Bowl XVI.

In the beginning: The Bengals' inaugural season was 1968, when they played in the American Football League (which merged with the NFL in '70).

That first Bengals team had a seven-person coaching staff (in contrast to the 24-person staff heading into the 2022 season). Head coach Paul Brown was joined by Bill Johnson (offensive line coach), Rick Forzano (offensive backfield), Jack Donaldson (defensive line), Tom Bass (defensive backfield), Bill Walsh (offensive ends) and Frank Smouse (linebackers).

Munoz made Pro Bowl history: Former Bengals OT Anthony Munoz was selected to play in 11 AFC-NFC Pro Bowl games, the most by any Cincinnati player by a margin of three. Former DT Geno Atkins is second with eight, and former WR A.J. Green is third with seven.

At the time of his retirement after the 1992 season, Munoz's total of 11 selections was the most of any player in NFL history. Even today, he still is tied for 16th in most Pro Bowl selections all time. The leader is Tampa Bay QB Tom Brady with 15, followed by four players with 14 each — Kansas City/Atlanta TE Tony Gonzalez, Indianapolis/Denver QB Peyton Manning, Houston Oilers/Tennessee OL Bruce Matthews and St. Louis Rams DT Merlin Olsen.

Hold that line: Over Games 5-12 of the 2009 season, the Bengals set a franchise record by holding eight straight opponents under the 100-yard mark in rushing. Prior to 2009, the franchise record for consecutive games in this category was six, and that spanned two seasons (1981-82). The previous record for one season was five straight games, set in 1983.

Sellout streaks: The Bengals sold out 57 consecutive home games (regular and postseason) from Nov. 16, 2003 through Nov. 8, 2010. That Paul Brown Stadium run stands as the longest in club history, topping a 43-game streak accomplished at Riverfront Stadium between 1988 and '92.

Bengals hold winning mark in overtime: The Bengals are 18-18-4 in regular-season overtime games, for a winning percentage of .500.

Overtime was put in place for regular-season games in 1974, though the Bengals did not play an overtime game in postseason until 2021, when they won the AFC Championship game at Kansas City, 27-24.

In 2013 and in '21, Cincinnati played three regular-season overtime games in the same seasons, the only such instances in franchise history. And in all other regular seasons in which overtime existed (1974-2012 and '14-20), the Bengals played in two OT games just six times ('90, '92, '95, '01, '08 and '15).

Three full marathons and two minis: Historically speaking, the marathon of NFL regular-season games always was a total of 75 minutes of clock time, which included four 15-minute quarters, combined with a full 15-minute overtime period. In most cases, when a game reached the end of overtime, that contest would end in a tie, unless of course the game was decided on the final play of OT as time expired.

The Bengals participated in only three full 75-minute regular-season games in team history, and all three were ties — in 2008 vs. Philadelphia, in '14 vs. Carolina and in '16 vs. Washington in London.

However, the NFL shortened overtime from a 15-minute period to a 10-minute period in 2017. Thus, nowadays, the maximum regular-season game time possible is 70 minutes — a mini marathon, you could say.

Cincinnati has logged two 70-minute games since overtime was shortened in 2017. The most recent was a tie — a 23-23 deadlock with the Eagles in Game 3 of 2020 at Philadelphia. But the Bengals also have an instance of a now-maximum 70-minute game that did not result in a tie, courtesy of a 38-35 loss to the Dolphins in Game 15 of 2019 at Miami. The Bengals lost that game when Dolphins K Jason Sanders kicked a 37-yard FG as OT expired. That game is one of only 14 contests in NFL history to have been won/lost as overtime expired (seven of those 14 have occurred since 2017).

Bengals double-digit club: Entering 2022, 33 players shared the distinction of having played 10 or more campaigns for the Bengals:

PLAYER, POSITION	YEARS	SEASONS
Ken Anderson, QB.....	16	1971-86
Ken Riley, CB.....	15	1969-83
Reggie Williams, LB.....	14	1976-89
Jim Breech, K.....	13	1980-92
Rich Braham, C-G.....	13	1994-2006
Anthony Munoz, OT.....	13	1980-92
Joe Walter, OT.....	13	1985-97
*-Clark Harris, LS.....	13	2009-21
*-Kevin Huber, P.....	13	2009-21
Willie Anderson, OT.....	12	1996-2007
Isaac Curtis, WR.....	12	1973-84
Eddie Edwards, DE-DT.....	12	1977-88
Bob Johnson, C.....	12	1968-79
Bruce Kozerski, OL.....	12	1984-95
Tim Krumrie, NT.....	12	1983-94
Jim LeClair, LB.....	12	1972-83
Geno Atkins, DT.....	11	2010-20
Glenn Cameron, LB.....	11	1975-85
Carlos Dunlap, DE.....	11	2010-20
Robert Geathers, DE.....	11	2004-14
Rodney Holman, TE.....	11	1982-92
Lee Johnson, P-K.....	11	1988-98
Max Montoya, G-OT.....	11	1979-89
Domata Peko, DT.....	11	2006-16
Andrew Whitworth, OT.....	11	2006-16
Louis Breeden, CB.....	10	1978-87
Boomer Esiason, QB.....	10	1984-92, 97
A.J. Green, WR.....	10	2011-20
Chad Johnson, WR.....	10	2001-10
Dave Lapham, G.....	10	1974-83
Pat McNally, P-WR.....	10	1976-85
Brad St. Louis, LS-TE.....	10	2000-09
Bob Trumpy, TE-WR.....	10	1968-77

NOTE: Asterisks note players who still were active Bengals as of July 24, 2022.

The name game: The most common last name among players on the Bengals' all-time roster is Johnson. Twenty-seven players named Johnson are on the all-time roster, including Chad Johnson, who changed his last name to Ochocinco in 2008 (then back to Johnson in '11, after his Bengals career).

Two names are tied for second with 19 each — Smith and Williams (not including Nick Luchey, who changed his name from Williams in 2002).

The Bengals' all-time roster has more last names start with the letter B than any other letter — a total of 115. The letter S is second with 112 names.

The only letter without a player on the team's all-time roster is X.

Coldest NFL games on record:

- Minus-13 degrees (-48 degrees wind chill) — Dec. 31, 1967, Lambeau Field, Green Bay, Wis., NFL Championship — Green Bay 21, Dallas 17
- Minus-9 degrees (-59 degrees wind chill) — Jan. 10, 1982, Riverfront Stadium, Cincinnati, Ohio, AFC Championship — Cincinnati 27, San Diego 7.
- Minus-6 degrees (-25 degree wind chill) — Jan. 10, 2016, TCF Bank Stadium, Minneapolis, Minn., NFC Wild Card — Seattle 10, Minnesota 9.

10 wins, no playoffs: The best Bengals team to miss out on postseason play was coach Bill Johnson's 1976 club, which went 10-4 but lost a tiebreaker to Pittsburgh for the AFC Central Division title.

Only one Wild Card team made the playoffs from each conference at that time, and it went to 11-3 New England, which lost out on the AFC East title on a tiebreaker.

One other Bengals team — the 1986 club — won 10 games (10-6) and failed to make the playoffs.

Talent isn't everything: The 1989 Bengals were a talented team, but never put it all together on a weekly basis. They outscored opponents 404-285, but finished only 8-8.

Not since the 1950 Philadelphia Eagles had a break-even team outscored its foes by such a large point margin (7.4) per game.

Dunlap's PD frenzy: In the first 40 seasons in which Bengals defensive statistics were recorded (1976-2015), no defensive lineman ever led the team in passes defended for a season. Really, none were even close. But it happened in 2016, and it wasn't close.

DE Carlos Dunlap had five more PDs — 15 — than anyone else on the team

in '16. And he had seven more PDs than any other NFL defensive lineman that year. The players ahead of Dunlap in the NFL were all cornerbacks, and the next-highest total by an NFL defensive lineman was eight. The next-highest total by a Bengals player in 2016 was 10, by CB Dre Kirkpatrick.

"Passes defended" include interceptions as well as passes broken up. When a player makes an INT, he also is credited with a PD. What makes this stat even more noteworthy is the fact that Dunlap had no INTs in '16. And in the category of PDs without counting INTs, only four NFL players — all CBs — were ahead of Dunlap.

All-time biggest crowds: Here are the Bengals' 10 largest home crowds in franchise history:

ATTENDANCE	DATE	OPPONENT	RESULT
1. 66,277	*1-15-22	Las Vegas	W, 26-19
2. 66,188	10-28-07	Pittsburgh	L, 13-24
3. 66,113	10-1-07	New England	L, 13-34
4. 66,107	12-22-14	Denver	W, 37-28
5. 66,104	10-23-05	Pittsburgh	L, 13-27
6. 66,093	9-10-07	Baltimore	W, 27-20
7. 66,072	9-17-06	Cleveland	W, 34-17
8. 66,049	12-31-06	Pittsburgh	L, 17-23 (OT)
9. 66,035	10-1-06	New England	L, 13-38
10. 66,023	12-23-07	Cleveland	W, 19-14

* — Asterisk denotes a Wild Card Playoff.

100 x 3 = team first: The Bengals' 27-10 win over Oakland on Dec. 10, 2006 at Paul Brown Stadium was the team's only game ever with a 100-yard rusher (Rudi Johnson, 117 yards) and two 100-yard receivers (T.J. Houshmandzadeh, 118; Chad Johnson, 101).

BENGALS SINGLE-SEASON LEAGUE AND CONFERENCE LEADERS**— NFL —****PASSER RATING**

(Current rating system in place since 1973)

1974	Ken Anderson	95.7
1975	Ken Anderson	93.9
1981	Ken Anderson	98.4
1982	Ken Anderson	95.3
1988	Boomer Esiason	97.4

PASSING YARDS

1974	Ken Anderson	2667
1975	Ken Anderson	3169

TOUCHDOWN PASSES

2005	Carson Palmer	32
------	---------------------	----

RECEPTIONS

2007	T.J. Houshmandzadeh	*^112
------	---------------------------	-------

RECEIVING YARDS

2006	Chad Johnson	1369
------	--------------------	------

INTERCEPTIONS

2005	Deltha O'Neal	*^10
2015	Reggie Nelson	*8

PUNT RETURN AVERAGE

1974	Lemar Parrish	^18.8
1984	Mike Martin	15.7

KICKOFF RETURN AVERAGE

2014	Adam Jones	^31.3
2019	Brandon Wilson	31.3

PUNTING AVERAGE

1970	Dave Lewis	46.2
1971	Dave Lewis	44.8
1978	Pat McNally	43.1
1981	Pat McNally	45.4

— AFC —**SCORING**

1981	Jim Breech	*115
1987	Jim Breech	97
2005	Shayne Graham	131

RUSHING YARDS

1968	Paul Robinson	**1023
2018	Joe Mixon	1168

TOUCHDOWNS

1983	Pete Johnson	*14
1988	Ickey Woods	*15
1995	Carl Pickens	^17

PASSER RATING

(Current rating system in place since 1973)

1974	Ken Anderson	#95.7
1975	Ken Anderson	#93.9
1981	Ken Anderson	#98.4
1982	Ken Anderson	#95.3
1988	Boomer Esiason	#97.4
1989	Boomer Esiason	92.1
2015	Andy Dalton	106.3
2021	Joe Burrow	^108.3

PASSING YARDS

1974	Ken Anderson	#2667
1975	Ken Anderson	#3169

TOUCHDOWN PASSES

1988	Boomer Esiason	*28
1989	Boomer Esiason	28
1995	Jeff Blake	28
2005	Carson Palmer	#32

RECEPTIONS

1995	Carl Pickens	99
1996	Carl Pickens	100
2005	Chad Johnson	97
2007	T.J. Houshmandzadeh	#^112

RECEIVING YARDS

1973	Isaac Curtis	843
1988	Eddie Brown	1273
2003	Chad Johnson	1355
2004	Chad Johnson	1274
2005	Chad Johnson	1432
2006	Chad Johnson	#1369
2021	Ja'Marr Chase	^1455

INTERCEPTIONS

1976	Ken Riley	9
1982	Ken Riley	*5
1983	Ken Riley	*8
2005	Deltha O'Neal	#^10
2015	Reggie Nelson	#*8

PUNTING AVERAGE

1970	Dave Lewis	#46.2
1971	Dave Lewis	#44.8
1978	Pat McNally	#43.1
1981	Pat McNally	#45.4

PUNT RETURN AVERAGE

1974	Lemar Parrish	#^18.8
1984	Mike Martin	#15.7
2014	Adam Jones	12.0

KICKOFF RETURN AVERAGE

1999	Tremain Mack	27.1
2014	Adam Jones	#^31.3
2016	Alex Erickson	27.9
2019	Brandon Wilson	#31.3

KEY

Also led/tied NFL

^ Also a Bengals record

* Tied for lead

** American Football League

Get the point? Only three times in the Bengals' 54 seasons has a non-kicker led the team in scoring.

In 1979, FB Pete Johnson was the team's leading scorer with 90 points (15 TDs). FB Ickey Woods led the 1988 Bengals with 90 points (15 TDs). And in 2001, HB Corey Dillon scored a team-high 78 points (13 TDs).

A special explosion: The Bengals' record for most points scored in a game by special teams units is 31, in a 43-14 win at Buffalo on Nov. 8, 1970.

CB Lemar Parrish scored two special teams TDs, one on a 95-yard kickoff return and another on an 83-yard return of a blocked FG attempt. K Horst Muhlmann added 15 points on five FGs, and four PATs by Muhlmann completed the special teams onslaught.

The offense scored only one TD, on a one-yard run by RB Jess Phillips. The defense scored a TD on an eight-yard fumble return by DE Royce Berry.

Perfection at home: The Bengals have gone undefeated (and untied) at home during the regular season four times in team history:

- 8-0 in the Super Bowl season of 1988
- 8-0 in the 2013 playoff season
- 7-0 in the 1973 playoff season
- 4-0 in the strike-shortened 1982 playoff campaign

Bengals QB MVPs: Two Bengals QBs, both during Super Bowl seasons, have been named by nationwide panels of media as winners of the Associated Press NFL Most Valuable Player Award.

Ken Anderson was the winner in 1981, leading the NFL with a 98.4 passer rating. He completed 300 of 479 passes (62.6 percent) for 3754 yards, with a then-club record 29 TD passes against 10 INTs.

Boomer Esiason was the 1988 winner, leading the league with a 97.4 rating and tying for the AFC lead in TDs with 28. He completed 223 of 388 passes (57.5 percent) for 3572 yards, with 14 INTs.

Both QBs led their teams to 12-4 records in the regular season.

This record holds the record: The oldest individual season record in Bengals history — and the only one still standing from Nippert Stadium — is QB Greg Cook's average of 9.41 yards gained per passing attempt in 1969.

Parrish hits paydirt: The only Bengals player ever to score two touchdowns in a game on returns and/or recoveries is Lemar Parrish — and he did it three times.

Parrish, a Bengals cornerback and kick returner from 1970-77, scored two TDs on Nov. 8, 1970 at Buffalo (95-yard kickoff return and 83-yard return of a blocked FG attempt); on Dec. 17, 1972 at Houston (25-yard interception return and 33-yard interception return); and on Oct. 6, 1974 vs. Washington (90-yard punt return and 47-yard fumble return).

Double whammy: Twice in Bengals history, two Cincinnati players have broken the 100-yard rushing mark in the same game.

On Oct. 29, 1972, in a 30-7 win vs. Houston, RB Doug Dressler gained 110 yards and HB Essex Johnson ran for 103 yards. On Dec. 7, 1986, in a 31-7 victory at New England, HB James Brooks rushed for 163 yards and FB Stanley Wilson gained 120 yards.

The longest shots: The latest-drafted player ever to make the Bengals' all-time roster was K-P Dave Green of Ohio University.

Green was the 418th selection in the 1972 draft, taken in the 17th round. He didn't make the roster in 1972, and had a brief stint (no games played) with Houston in '73 before being re-acquired by Cincinnati. Green played for the Bengals from 1974-75, scoring 70 points and averaging 40.1 yards on 134 punts. He was acquired by Tampa Bay in 1976, and stayed in the NFL through '79.

The latest-drafted player ever to make the Bengals roster in the same season of his selection was LB Larry Ely of Iowa. Ely was the 397th selection in 1970, a 16th-round pick. He played for Cincinnati in 1970 and '71.

Go long ... real long: The Bengals' record book lists two pass plays of 90 or more yards:

- QB Ken Anderson hooked up with WR Billy Brooks for a team-record 94-yarder for a touchdown Nov. 13, 1977 at Minnesota.
- QB Virgil Carter connected with WR Speedy Thomas for a 90-yard TD strike on Sept. 19, 1971 vs. Philadelphia at Riverfront Stadium.

BENGALS PLAYOFF RESULTS

Record: 5-14

SEASON	DATE	OPPONENT	W-L	SCORE	PLAYOFF GAME
1970	Dec. 26	at Baltimore Colts	L	0-17	Divisional Playoff
1973	Dec. 23	at Miami Dolphins	L	16-34	Divisional Playoff
1975	Dec. 28	at Oakland Raiders	L	28-31	Divisional Playoff
1981	Jan. 3	BUFFALO BILLS	W	28-21	Divisional Playoff
	Jan. 10	SAN DIEGO CHARGERS	W	27-7	AFC Championship
	Jan. 24	SAN FRANCISCO 49ERS	L	21-26	Super Bowl XVI
1982	Jan. 9	N.Y. JETS	L	17-44	First-Round Playoff
1988	Dec. 31	SEATTLE SEAHAWKS	W	21-13	Divisional Playoff
	Jan. 8	BUFFALO BILLS	W	21-10	AFC Championship
	Jan. 22	San Francisco 49ers	L	16-20	Super Bowl XXIII
1990	Jan. 6	HOUSTON OILERS	W	41-14	Wild Card Playoff
	Jan. 13	at L.A. Raiders	L	10-20	Divisional Playoff
2005	Jan. 8	PITTSBURGH STEELERS	L	17-31	Wild Card Playoff
2009	Jan. 9	N.Y. JETS	L	14-24	Wild Card Playoff
2011	Jan. 7	at Houston Texans	L	10-31	Wild Card Playoff
2012	Jan. 5	at Houston Texans	L	13-19	Wild Card Playoff
2013	Jan. 5	SAN DIEGO CHARGERS	L	10-27	Wild Card Playoff
2014	Jan. 4	at Indianapolis Colts	L	10-26	Wild Card Playoff
2015	Jan. 9	PITTSBURGH STEELERS	L	16-18	Wild Card Playoff
2021	Jan. 15	LAS VEGAS RAIDERS	W	26-19	Wild Card Playoff
	Jan. 22	at Tennessee Titans	W	19-16	Divisional Playoff
	Jan. 30	at Kansas City Chiefs	W	27-24	AFC Championship
	Feb. 13	L.A. RAMS	L	20-23	Super Bowl LVI

High-scoring affairs: The two highest-scoring games (combined point totals of both teams) in Bengals history have both come against the Cleveland Browns. Here are the five highest-scoring games in franchise history:

TOTAL POINTS	DATE AND OPPONENT	RESULT
1. 106	Nov. 28, 2004 vs. Cleveland	W, 58-48
2. 96	Sept. 16, 2007 at Cleveland	L, 45-51
3. 90	Nov. 12, 2006 vs. San Diego	L, 41-49
4. 86	Nov. 30, 1997 at Philadelphia	L, 42-44
5. 85	Sept. 22, 1985 vs. San Diego	L, 41-44

Riley reigns supreme: In the Bengals record book, the most dominant lead in a major career category belongs to CB Ken Riley. His 65 interceptions nearly double the total (33) of second-place CB Louis Breeden.

Bengals tap the Buckeye pipeline: Ohio State is by far the top supplier of college talent to the Bengals, with 36 former Buckeyes having qualified for the team's official all-time roster.

Notable former Buckeye Bengals include Pro Bowl FB Pete Johnson (1977-83), the No. 4 rusher in Bengals history, as well as RB Archie Griffin ('76-83), CB Ray Griffin ('78-84), OT Rufus Mayes ('70-78), K Mike Nugent (2010-16) and DT Dan Wilkinson ('94-97).

Florida has the next highest number of Bengals alumni (21), followed by Alabama (20). Three schools — Michigan, Louisiana State and West Virginia — are tied for fourth most with 19 each.

Record crowd: The official attendance figure of 91,653 for Cincinnati's 28-14 loss at Dallas on Oct. 9, 2016 at AT&T Stadium was the largest ever for a Bengals regular-season game.

The previous record was 87,786 at Cincinnati's 17-10 win on Nov. 14, 2004 at FedExField in Washington.

The record for all Bengals games remains 92,045, recorded on Jan. 13, 1991 at Los Angeles Coliseum for the 1990 season Divisional Playoff game against the L.A. Raiders.

DL TDs to remember: On Oct. 7, 2018, Bengals DEs Michael Johnson and Sam Hubbard both scored TDs in the fourth quarter, leading Cincinnati to a comeback win over the Miami Dolphins at Paul Brown Stadium.

Johnson struck first and knotted the game at 17 when he picked off a Ryan Tannehill pass and returned it 22 yards for a TD. Later in the quarter, Hubbard recovered a Tannehill fumble (forced by DE Carlos Dunlap) and returned it 19 yards for a score, putting the Bengals ahead by the final 27-17 margin.

It marked the first time in Bengals history, and just the second time since the 1970 AFL/NFL merger, that two defensive linemen scored TDs in the same quarter. The only other instance came on Dec. 10, 1989, when Minnesota's Keith Millard and Tim Newton both scored in a Vikings win vs. Atlanta.

Worst to first: Five times in their history, the Bengals have finished first in their division (in 1970, '81, '88, '90 and '21) after finishing in last place the season before.

1000-yard duos ... and a trio: Seventeen times in the Bengals' 54 years (1968-2021), the team has had both a 1000-yard rusher and a 1000-yard receiver in the same season.

In the 2006 and '21 seasons, the Bengals had a 1000-yard rusher and two 1000-yard receivers.

YEAR	RUSHER	YARDS	RECEIVER	YARDS
1981	Pete Johnson.....	1077	Cris Collinsworth	1009
1986	James Brooks.....	1087	Cris Collinsworth	1024
1988	Ickey Woods.....	1066	Eddie Brown	1273
1989	James Brooks.....	1239	Tim McGee	1211
1998	Corey Dillon.....	1130	Carl Pickens	1023
1999	Corey Dillon.....	1200	Darnay Scott	1022
2002	Corey Dillon.....	1311	Chad Johnson	1166
2004	Rudi Johnson.....	1454	Chad Johnson	1274
2005	Rudi Johnson.....	1458	Chad Johnson	1432
2006	Rudi Johnson.....	1309	Chad Johnson	1369
			T.J. Houshmandzadeh	1081
2009	Cedric Benson	1251	Chad Johnson	1047
2011	Cedric Benson.....	1067	A.J. Green	1057
2012	BenJarvus Green-Ellis....	1094	A.J. Green	1350
2014	Jeremy Hill.....	1124	A.J. Green	1041
2018	Joe Mixon	1168	Tyler Boyd	1028
2019	Joe Mixon	1137	Tyler Boyd	1046
2021	Joe Mixon	1205	Ja'Marr Chase	1455
			Tee Higgins	1091

No TDs? No problem: Five times in their history, the Bengals have won without scoring a touchdown:

- On Sept. 24, 1972, K Horst Muhlmann's five FGs (41, 32, 20, 32, 34) fueled a 15-10 victory over Pittsburgh at Riverfront Stadium (later renamed Cinergy Field).
- On Oct. 21, 1984, K Jim Breech kicked four FGs (24, 23, 25, 33) for all the Bengals' points in a 12-9 victory over Cleveland at Riverfront.
- On Nov. 6, 1994, K Doug Pelfrey booted six FGs (36, 44, 36, 47, 28, 26) and LB-DE Alfred Williams scored on a safety as the Bengals posted a 20-17 overtime victory at Seattle.
- On Nov. 11, 2007, K Shayne Graham kicked a team-record seven FGs (34, 19, 22, 35, 35, 21, 33) for all of Cincinnati's points in a 21-7 win at Baltimore.
- On Sept. 19, 2010, K Mike Nugent kicked five FGs (36, 30, 46, 38, 25) for all the Bengals' points in a 15-10 win over Baltimore at Paul Brown Stadium.

Doubling up: Twice in Bengals history, a Cincinnati player has managed 100-plus yards both rushing and receiving on the same day.

HB Essex Johnson was the first, rushing for 121 yards on 21 carries and getting 116 yards on two receptions on Sept. 30, 1973 at San Diego. He stood alone in the category until Dec. 7, 1986, when HB James Brooks burned the Patriots at New England for 163 yards on 18 rushes and 101 yards on six receptions. Cincinnati won both games.

Bengals opponents have managed double 100-yard performances twice, and Cincinnati lost both of those games.

On Nov. 23, 1975, Cleveland HB Greg Pruitt had 121 yards on 17 rushes and 106 yards on seven receptions in a 35-23 Browns win at Cleveland Stadium. On Sept. 22, 1985, San Diego RB Lionel James became the one player to record dual 100s at Riverfront Stadium (later renamed Cinergy Field) in the Chargers' 44-41 win. James had 127 yards on 12 rushes and 118 yards on five catches.

Kirkpatrick's 2017 INT a historical oddity: In the first quarter of the Bengals' win at Denver on Nov. 19, 2017, with the Broncos facing a third-and-three at the Cincinnati four-yard line, CB Dre Kirkpatrick picked off a pass from QB Brock Osweiler in the end zone and sprinted down the field toward what would've been his third career pick-six.

However, with about 15 yards to go before reaching the end zone, Kirkpatrick fumbled the ball without any disruption by a Bronco. He did manage to recover his own fumble at the Denver one-yard line, but before the Bengals punched it into the end zone three plays later on a TD pass, the blooper had

already spread around the internet like wildfire.

At the time, Kirkpatrick's 101-yard return, which he shared a laugh about after the game, was the longest INT return in NFL history to not result in a TD (it now is the second-longest; N.Y. Jets S Marcus Maye had a 104-yard INT in 2018 without scoring).

CBS-TV reported shortly after Kirkpatrick's play that the visibly fatigued cornerback became sick upon returning to the sideline, a victim of exhaustion and the Denver altitude (he did not miss any game time).

After the game, Kirkpatrick was the target of good-natured ribbing by teammates and fans. And he was not above a little self-deprecation. As the team boarded its flight back to Cincinnati, Kirkpatrick posted a photo to one of his social media accounts of a gift someone had left on his seat — an oxygen tank, with a note attached that read, "Who Dey. Great game."

Call it the 'Breezer Bowl': Though it was no match for the famous "Freezer Bowl" in Bengals lore, the Tennessee Titans' 2008 visit to Cincinnati perhaps should be remembered — with due seriousness — as the "Breezer Bowl."

The wind speed at kickoff of the Titans' 24-7 win at Paul Brown Stadium on Sept. 14, 2008 was a somewhat notable 21 mph. However, it drastically increased very soon after the game started. The remnants of Hurricane Ike combined with another strong weather system to produce a powerful windstorm by the end of the first quarter. The final three quarters of the game were played in sustained winds of over 70 mph, which nearly qualified as a Category 1 hurricane (defined as sustained winds of 74-95 mph). The Bengals and Titans managed only 127 and 118 passing yards, respectively.

Though the game was played without incident or other weather conditions such as rain, the windstorm was extremely damaging to areas outside the stadium. It left more than a million people without power in the Greater Cincinnati area, some for more than a month. It was the worst disaster in the region in 2008, with damage estimates nearing \$1 billion.

P.B. and the hall of fame: Paul Brown, founder of the Cincinnati Bengals, was enshrined in the Pro Football Hall of Fame in 1967, and numerous other Hall of Fame members played and/or coached under Brown.

The most recent coach added to the list of P.B.'s disciples in the Hall of Fame was former Bengals assistant coach and head coach Dick LeBeau, a 2010 inductee. LeBeau's assistant coaching tenure with the Bengals began in '80, when Brown was the team's general manager. He was an assistant coach (defensive backfield and defensive coordinator) with the Bengals from 1980-91 and '97-2000 (three games in '00), and he was the team's head coach from the fourth game of '00 through '02. LeBeau, who also spent many seasons as an assistant coach with the Pittsburgh Steelers, is widely considered to be one of the best defensive coaches in league history. And though he did not play under Brown, LeBeau recorded 62 career interceptions, which ranked third all-time at the time of his retirement as a player.

Other former assistant coaches under Paul Brown who are in the Hall of Fame are Weeb Ewbank and Bill Walsh. Also in the Hall of Fame is Forrest Gregg, hired by Brown as Bengals head coach in 1980.

The most recent player disciple of Brown's to be inducted was tackle Anthony Munoz, considered by many to be the greatest offensive lineman in NFL history. Munoz, a 1998 inductee, played his entire 13-year pro career ('80-92) with the Bengals. Some analysts thought he was too risky a prospect for an early first-round draft selection because he had experienced knee injuries in college. But Brown, as Bengals general manager in 1980, selected Munoz No. 3 overall.

The 1997 Hall of Fame class included Don Shula, winningest coach in NFL history, who played defensive back in the NFL and was a rookie on Brown's defending NFL champion Cleveland Browns in '51.

WR Charlie Joiner, who played for the Bengals under Brown from 1972-75, was elected to the Hall of Fame in the '96 class of inductees. Also, 16 other players Brown coached for the Cleveland Browns are in the Hall of Fame. These players, and the years Brown coached them in Cleveland, are: DE Doug Atkins (1953-54), FB Jim Brown ('57-62), DE Willie Davis ('58-59), QB Len Dawson ('60-61), WR Len Ford ('50-57), C Frank Gatski ('46-56), QB Otto Graham ('46-55), T/PPK Lou Groza ('46-59 and '61-62), G Gene Hickerson ('58-60 and '62), DT Henry Jordan ('57-58), WR Dante Lavelli ('46-56), T Mike McCormack ('54-62), RB/WR Bobby Mitchell ('58-61), FB/LB Marion Motley ('46-53), E Mac Speedie ('46-52) and G Bill Willis ('46-53).

A rare runner: The only Bengals quarterback ever to rush for 100 yards in a game was Virgil Carter, who gained 110 on nine carries against Cleveland on Nov. 15, 1970 (it was Cincinnati's first-ever win over its Ohio rival).

Passing fancy: The Bengals' individual career record for most games passing for 300 or more yards is 28, held by QB Andy Dalton (2011-19).

Boomer Esiason (1984-92, '97) ranks second in 300-yard passing games with 23, followed by Ken Anderson ('71-86) with 19.

COVID-19 creates unprecedented seasons in 2020 and '21: The COVID-19 pandemic turned the world upside down in 2020, and with it came a complete overhaul of NFL operations.

It started in early March, when the World Health Organization declared COVID-19 to be a worldwide pandemic. The United States declared it a national emergency shortly thereafter, setting off a chain reaction of countless health-related operational changes announced by businesses, organizations and groups across the country. Those announcements collectively affected nearly every aspect of daily life, including sports. The NBA paused its season on March 11, with the NHL and MLB following on March 12. Also on March 12, the NCAA cancelled of its men's and women's basketball tournaments. Then, on March 13, the Bengals joined most other NFL teams by announcing that their facility would close the following week (March 16-20) and that employees would be working remotely. As the pandemic continued to spread throughout the country and states began widespread shutdowns of businesses deemed "non-essential," the NFL soon mandated that all teams' facilities — no matter their location — remain closed until further notice. As a result, the entire NFL offseason program — everything from April's voluntary workouts through June's mandatory minicamp — was canceled, as U.S. sports leagues remained shut down until mid-summer. Additionally, the 2020 NFL Draft, which had been scheduled to be held in Las Vegas, instead was held virtually, with prospects watching from their homes.

Following a league memo that permitted teams to re-open their facilities, the Bengals welcomed a limited number of employees back into the office on May 20, after a more than two-month closure of the facility. Numerous precautions were put into place and maintained for the rest of the year, such as the mandatory wearing of facemasks and the social distancing of workspaces. The NFL and NFLPA reached an agreement late in July regarding COVID-19 protocols for the season, and players began reporting to team facilities for pre-training camp physicals the last week of July. Full training camp practices didn't begin until mid-August, and the NFL and NFLPA eventually agreed to cancel all preseason games as a precaution. The league contracted with a medical company called BioReference Laboratories to test for COVID-19 among players, coaches and select football staff each day at team facilities. Additionally, everyone in the testing protocol was required to wear an electronic tracker at all times while at the facility, which would trace and identify all persons in close contact with any individual who tested positive.

Some NFL states/cities permitted a limited number of fans to attend games, while others did not allow fans at all. The Bengals opened their season at home against the L.A. Chargers in the first and only NFL game ever held in Cincinnati without fans. The team did so to comply with an order from the State of Ohio to limit mass gatherings, however that order was later loosened, and the Bengals hosted between 6000 and 11,000 fans at their seven remaining home games. In all, the Bengals played four games without fans — one at home, and three on the road. To compensate for the lack of crowd noise during games, the NFL permitted teams to pump in a pre-determined level of crowd noise via speakers.

Operations at Paul Brown Stadium, home to both the Bengals' training facility and administrative offices, were entirely revamped due to the virus. In addition to the daily tests, contact tracing and mask-wearing, tested and non-tested employees were prohibited to have in-person contact with each other at work, and many of the coaches' daily meetings with players were held virtually. Also, media were not permitted inside at the facility (though they could watch outdoor practices from a safe distance, and games in the stadium from the press box), and all media interviews with players were held either by phone or online.

Between late July and early January, Bengals players, coaches and football staff each took up to about 170 daily tests. While many NFL teams faced COVID-19 positive tests, outbreaks and policy violations, Cincinnati was among

BENGALS SUPER BOWL STARTERS

SUPER BOWL XVI

OFFENSE

WR Cris Collinsworth
LOT Anthony Munoz
LG Dave Lapham
C Blair Bush
RG Max Montoya
ROT Mike Wilson
TE Dan Ross
WR Isaac Curtis
QB Ken Anderson
HB Charles Alexander
FB Pete Johnson

DEFENSE

LDE Eddie Edwards
NT Wilson Whitley
RDE Ross Browner
LOLB Bo Harris
LILB Jim LeClair
RILB Glenn Cameron
ROLB Reggie Williams
LCB Louis Breeden
RCB Ken Riley
SS Bobby Kemp
FS Bryan Hicks

SUPER BOWL XXIII

OFFENSE

WR Tim McGee
LOT Anthony Munoz
LG Bruce Reimers
C Bruce Kozerski
RG Max Montoya
ROT Brian Blades
TE Rodney Holman
WR Eddie Brown
QB Boomer Esiason
HB James Brooks
FB Ickey Woods

DEFENSE

LDE Jim Skow
NT Tim Krumrie
RDE Jason Buck
LOLB Leon White
LILB Carl Zander
RILB Joe Kelly
ROLB Reggie Williams
LCB Lewis Billups
RCB Eric Thomas
SS David Fulcher
FS Solomon Wilcotts

SUPER BOWL LVI

OFFENSE

WR Ja'Marr Chase
LOT Jonah Williams
LG Quinton Spain
C Trey Hopkins
RG Hakeem Adeniji
ROT Isaiah Prince
TE C.J. Uzomah
WR Tyler Boyd
WR Tee Higgins
QB Joe Burrow
HB Joe Mixon

DEFENSE

LDE Sam Hubbard
NT D.J. Reader
DT B.J. Hill
RDE Trey Hendrickson
LB Logan Wilson
LB Germaine Pratt
NCB Mike Hilton
CB Eli Apple
CB Chidobe Awuzie
S Vonn Bell
S Jessie Bates III

the few which emerged from the 2020 season relatively unscathed. The Bengals went without a single positive test from a player or coach through Week 8 of the regular season, and in total only nine players (including four on practice squad or reserve lists) spent time on the Reserve/COVID-19 list at any point due to either a positive test or being deemed a close contact (missing only 15 combined games). Additionally, six assistant coaches missed a total of nine combined games.

Most sports on every level struggled with game cancellations due to the pandemic. In the NFL, numerous contests were postponed to Mondays, Tuesdays or even Wednesdays, while multiple teams lost byes or were forced to rearrange schedules, but NFL guidelines proved effective as all 269 scheduled games (regular season and playoffs) ultimately were played. The Bengals were among the most fortunate teams, as all 16 of their regular-season games were played at their originally scheduled dates and times.

Vaccines for COVID-19 were developed rapidly and made available widely by March of 2021. By the time NFL training camps opened in July of 2021, most players and staff across the league had been fully vaccinated. The COVID protocols that had been in place for the 2020 season were relaxed in some ways for teams and fans who were fully vaccinated, but they were not eliminated for '21. Most stadiums returned to capacity crowds, with some venues still adhering to state and/or local regulations/restrictions. COVID-19 testing for players and staff still took place through most of the season, though less frequently

than in 2020. Most fully vaccinated individuals received booster shots by the end of November, and the league had very few positive cases overall through early December, despite the rise of more transmissible viral variants. A significant mid-December surge in positive cases across the league resulted in postponing three games, but all 2021 games were played and playoffs occurred as planned.

Shortly after Super Bowl LVI, the NFL and the NFLPA jointly announced the suspension of all COVID-19 protocols going into the new 2022 league year.

Long distance leader: Bengals K Evan McPherson is the only kicker in team history to convert three FGs of 50 or more yards in a game.

McPherson booted FGs of 54, 53 and 51 on Nov. 21, 2021 at Las Vegas. That tied the NFL record for most 50/plus-yarders in a contest. For perspective, there were only a total of four instances prior to 2021 in which a Bengals kicker made as many as three 50/plus-yarders in a full season.

In addition to that, four weeks later, McPherson — a rookie in 2021 — converted two FGs of 50 or more yards in the same game when he hit a team-record 58-yarder, as well as a 53-yarder, on Dec. 19, 2021 at Denver. Former Bengals Chris Bahr and Doug Pelfrey were the only other kickers in team history to convert two FGs of 50 or more yards in a game. Bahr booted FGs of 55 and 52 yards vs. Houston on September 23, 1979, while Pelfrey connected on attempts from 53 and 50 yards at Houston on October 24, 1993.

As a rookie, McPherson converted nine FGs of 50 or more yards during the regular season, just one shy of the NFL record of 10. That more than doubled the previous single-season team record of four (by K Horst Muhlmann in 1970).

McPherson's rookie total of nine FGs of 50 or more yards also was enough by itself to set a new team career record, surpassing the previous mark of eight, set by former K Doug Pelfrey (1993-99), and later tied by former K Mike Nugent (2010-16). Even more impressive is that (1) McPherson set that new career mark in just his first 14 games, and (2) the mark did not include postseason contests, in which he added an additional three FGs of 50 or more yards.

Bengals' biggest comebacks: Here is a list of the five biggest comebacks in Bengals history which ended in wins (including postseason):

LARGEST DEFICIT	OPP.	DATE	RESULT
21 (21-0)	vs. Seattle	Sept. 6, 1981	W, 27-21
21 (21-0)	vs. Minnesota	Dec. 24, 1995	W, 27-24
18 (21-3)	at Baltimore	Nov. 3, 1996	W, 24-21
18 (21-3)	vs. Arizona	Aug. 31, 1997	W, 24-21
18 (21-3)	at Kansas City*	Jan. 30, 2022	W, 27-24 (OT)

* — Postseason (AFC Championship).

BENGALS POSTSEASON INDIVIDUAL RECORDS

KEY

*	AFC Wild Card Playoff	#	Super Bowl XVI (at Pontiac, Mich.)
**	AFC Divisional Playoff	##	Super Bowl XXIII (at Miami, Fla.)
***	AFC Championship	###	Super Bowl LVI (at Inglewood, Calif.)
+	AFC First-Round Playoff (Super Bowl Tournament)		

NOTES: The years listed are the seasons in which playoff berths were earned, not the calendar years in which playoff games were played. Career records list only those seasons in which players played in the playoffs.

SCORING

TOTAL POINTS

CAREER	52	Jim Breech	1981, '82, '88, '90
	48	Evan McPherson	2021
	24	Ickey Woods	1988, '90
	18	Dan Ross	1981, '82
	16	Mike Nugent	2011, '13, '14, '15

GAME	14	Evan McPherson	2021 (Jan. 15, 2022 vs. L.V.)*
	13	Evan McPherson	2021 (Jan. 22, 2022 at Tenn.)**
	13	Evan McPherson	2021 (Jan. 30, 2022 at K.C.)***
	12	Charles Alexander	1981 (Jan. 3, 1982 vs. Buff.)*
	12	Dan Ross	1981 (Jan. 24, 1982 against S.F.)#
	12	Stanley Wilson	1988 (Dec. 31, 1988 vs. Sea.)*
	12	Ickey Woods	1988 (Jan. 8, 1989 vs. Buff.)*
	12	Tee Higgins	2021 (Feb. 13, 2022 against LARams)###

TOUCHDOWNS

CAREER	4	Ickey Woods	1988, '90
	3	Dan Ross	1981, '82
	2	(eight times)	

GAME	2	Charles Alexander	1981 (Jan. 3, 1982 vs. Buff.)*
	2	Dan Ross	1981 (Jan. 24, 1982 against S.F.)#
	2	Stanley Wilson	1988 (Dec. 31, 1988 vs. Sea.)*
	2	Ickey Woods	1988 (Jan. 8, 1989 vs. Buff.)*
	2	Tee Higgins	2021 (Feb. 13, 2022 against LARams)###

POINTS AFTER TOUCHDOWNS

CAREER	25	Jim Breech	1981, '82, '88, '90
	6	Evan McPherson	2021
	4	Dave Green	1975
	4	Shayne Graham	2005, '09
	4	Mike Nugent	2011, '13, '14, '15

GAME	5	Jim Breech	1990 (Jan. 6, 1991 vs. Hou.)*
	4	Jim Breech	1981 (Jan. 3, 1982 vs. Buff.)*
	3	(five times)	

FIELD GOALS

CAREER	14	Evan McPherson	2021
	9	Jim Breech	1981, '82, '88, '90
	4	Mike Nugent	2011, '13, '14, '15
	3	Horst Muhlmann	1970, '73
	2	Josh Brown	2012

GAME	4	Evan McPherson	2021 (Jan. 15, 2022 vs. L.V.)*
	4	Evan McPherson	2021 (Jan. 22, 2022 at Tenn.)*
	4	Evan McPherson	2021 (Jan. 30, 2022 at K.C.)***
	3	Horst Muhlmann	1973 (Dec. 23, 1973 at Mia.)*
	3	Jim Breech	1988 (Jan. 22, 1989 against S.F.)##

LONGEST FIELD GOALS

57	Mike Nugent	2014 (Jan. 4, 2015 at Ind.)*
54	Evan McPherson	2021 (Jan. 22, 2022 at Tenn.)*
52	Evan McPherson	2021 (Jan. 22, 2022 at Tenn.)*
52	Evan McPherson	2021 (Jan. 30, 2022 at K.C.)***
47	Josh Brown	2012 (Jan. 5, 2013 at Hou.)*

RUSHING

TOTAL RUSHING ATTEMPTS

CAREER	89	Ickey Woods	1988, '90
	67	Joe Mixon	2021
	61	Pete Johnson	1981, '82
	43	James Brooks	1988, '90
	34	Charles Alexander	1981, '82

GAME	29	Ickey Woods	1988 (Jan. 8, 1989 vs. Buff.)*
	23	Ickey Woods	1988 (Dec. 31, 1988 vs. Sea.)*
	21	Pete Johnson	1981 (Jan. 10, 1982 vs. S.D.)*
	21	Cedric Benson	2009 (Jan. 9, 2010 vs. NYJ)*
	21	Joe Mixon	2021 (Jan. 30, 2022 at K.C.)*

RUSHING YARDS

CAREER	391	Ickey Woods	1988, '90
	262	Joe Mixon	2021
	187	Pete Johnson	1981, '82
	183	Cedric Benson	2009, '11
	145	James Brooks	1988, '90

GAME	169	Cedric Benson	2009 (Jan. 9, 2010 vs. NYJ)*
	126	Ickey Woods	1988 (Dec. 31, 1988 vs. Sea.)*
	102	Ickey Woods	1988 (Jan. 8, 1989 vs. Buff.)*
	88	Joe Mixon	2021 (Jan. 30, 2022 at K.C.)*
	80	Pete Johnson	1981 (Jan. 10, 1982 vs. S.D.)*

AVERAGE YARDS PER RUSHING ATTEMPT

CAREER	4.39	Ickey Woods (391 yards/89 att.)	1988, '90
	3.91	Joe Mixon (262 yards/67 att.)	2021
	3.68	Charles Alexander (125 yards/34 att.)	1981, '82
	3.37	James Brooks (145 yards/43 att.)	1988, '90
	3.07	Pete Johnson (187 yards/61 att.)	1981, '82

NOTE: Minimum 30 attempts.

GAME	8.05	Cedric Benson (169/21)	2009 (Jan. 9, 2010 vs. NYJ)*
	5.48	Ickey Woods (126/23)	1988 (Dec. 31, 1988 vs. Sea.)*
	4.80	Joe Mixon (72/15)	2021 (Feb. 13, 2022 against LARams)###
	4.19	Joe Mixon (88/21)	2021 (Jan. 30, 2022 at K.C.)*
	3.95	Ickey Woods (79/20)	1988 (Jan. 22, 1989 against S.F.)##

NOTE: Minimum 15 attempts.

RUSHING TOUCHDOWNS

CAREER	4	Ickey Woods	1988, '90
	2	(five times)	

GAME	2	Charles Alexander	1981 (Jan. 3, 1982 vs. Buff.)*
	2	Stanley Wilson	1988 (Dec. 31, 1988 vs. Sea.)*
	2	Ickey Woods	1988 (Jan. 8, 1989 vs. Buff.)*
	1	(many times)	

LONGEST RUSHES

47-td	Cedric Benson	2009 (Jan. 9, 2010 vs. NYJ)*
38	Jeremy Hill	2015 (Jan. 9, 2016 vs. Pitt.)*
30	Ickey Woods	1988 (Dec. 31, 1988 vs. Sea.)*
29	Boomer Esiason	1988 (Jan. 8, 1989 vs. Buff.)*
29	BenJarvus Green-Ellis	2012 (Jan. 5, 2013 at Hou.)*

KEY

* AFC Wild Card Playoff	# Super Bowl XVI (at Pontiac, Mich.)
** AFC Divisional Playoff	## Super Bowl XXIII (at Miami, Fla.)
*** AFC Championship	### Super Bowl LVI (at Inglewood, Calif.)
+ AFC First-Round Playoff (Super Bowl Tournament)	

NOTES: The years listed are the seasons in which playoff berths were earned, not the calendar years in which playoff games were played. Career records list only those seasons in which players played in the playoffs.

PASSING**TOTAL PASSING ATTEMPTS**

CAREER	166	Ken Anderson	1973, '75, '81, '82
	158	Andy Dalton	2011, '12, '13, '14
	142	Joe Burrow	2021
	99	Boomer Esiason	1988, '90
	41	AJ McCarron	2015
GAME	51	Andy Dalton	2013 (Jan. 5, 2014 vs. S.D.)*
	42	Andy Dalton	2011 (Jan. 7, 2012 at Hou.)*
	41	AJ McCarron	2015 (Jan. 9, 2016 vs. Pitt.)*
	40	Jon Kitna	2005 (Jan. 8, 2006 vs. Pitt.)*
	38	Joe Burrow	2021 (Jan. 30, 2022 at K.C.)***

COMPLETIONS

CAREER	110	Ken Anderson	1973, '75, '81, '82
	97	Joe Burrow	2021
	88	Andy Dalton	2011, '12, '13, '14
	51	Boomer Esiason	1988, '90
	24	Jon Kitna	2005
GAME	29	Andy Dalton	2013 (Jan. 5, 2014 vs. S.D.)*
	28	Joe Burrow	2021 (Jan. 22, 2022 at Tenn.)**
	27	Andy Dalton	2011 (Jan. 7, 2012 at Hou.)*
	26	Ken Anderson	1982 (Jan. 9, 1983 vs. NYJ)+
	25	Ken Anderson	1981 (Jan. 24, 1982 against S.F.)#

COMPLETION PERCENTAGE

CAREER	68.31	Joe Burrow (97 comp./142 att.)	2021
	66.27	Ken Anderson (110 comp./166 att.)	1973, '75, '81, '82
	60.00	Jon Kitna (24 comp./40 att.)	2005
	56.10	AJ McCarron (23 comp./41 att.)	2015
	55.70	Andy Dalton (88 comp./158 att.)	2011, '12, '13, '14
	51.52	Boomer Esiason (51 comp./99 att.)	1988, '90

NOTE: Minimum 30 attempts.

GAME	75.68	Joe Burrow (28/37)	2021 (Jan. 22, 2022 at Tenn.)**
	74.29	Ken Anderson (26/35)	1982 (Jan. 9, 1983 vs. NYJ)+
	73.53	Ken Anderson (25/34)	1981 (Jan. 24, 1982 against S.F.)#
	70.59	Joe Burrow (24/34)	2021 (Jan. 15, 2022 vs. L.V.)*
	70.00	Boomer Esiason (14/20)	1990 (Jan. 6, 1991 vs. Hou.)*

NOTE: Minimum 15 attempts.

PASSING YARDS

CAREER	1321	Ken Anderson	1973, '75, '81, '82
	1105	Joe Burrow	2021
	873	Andy Dalton	2011, '12, '13, '14
	600	Boomer Esiason	1988, '90
	212	Carson Palmer	2005, '09
	212	AJ McCarron	2015
GAME	354	Ken Anderson	1982 (Jan. 9, 1983 vs. NYJ)+
	348	Joe Burrow	2021 (Jan. 22, 2022 at Tenn.)**
	334	Andy Dalton	2013 (Jan. 5, 2014 vs. S.D.)*
	300	Ken Anderson	1981 (Jan. 24, 1982 against S.F.)#
	263	Joe Burrow	2021 (Feb. 13, 2022 against LARams)###

AVERAGE YARDS PER PASSING ATTEMPT

CAREER	7.96	Ken Anderson (1321 yards/166 att.)	1973, '75, '81, '82
	7.78	Joe Burrow (1105 yards/142 att.)	2021
	6.06	Boomer Esiason (600 yards/99 att.)	1988, '90
	5.73	Carson Palmer (212 yards/37 att.)	2005, '09
	5.53	Andy Dalton (873 yards/158 att.)	2011, '12, '13, '14
	5.17	AJ McCarron (212 yards/41 att.)	2015

NOTE: Minimum 30 attempts.

GAME	10.11	Ken Anderson (354/35)	1982 (Jan. 9, 1983 vs. NYJ)+
	9.41	Joe Burrow (348/37)	2021 (Jan. 22, 2022 at Tenn.)**
	9.14	Ken Anderson (192/21)	1981 (Jan. 3, 1982 vs. Buff.)*
	8.82	Ken Anderson (300/34)	1981 (Jan. 24, 1982 against S.F.)#
	7.97	Joe Burrow (263/33)	2021 (Feb. 13, 2022 against LARams)###

NOTE: Minimum 15 attempts.

TOUCHDOWN PASSES

CAREER	9	Ken Anderson	1973, '75, '81, '82
	5	Joe Burrow	2021
	4	Boomer Esiason	1988, '90
	1	(four times)	

GAME	2	Ken Anderson	1975 (Dec. 28, 1975 at Oak.)**
	2	Ken Anderson	1981 (Jan. 10, 1982 vs. S.D.)***
	2	Ken Anderson	1981 (Jan. 24, 1982 against S.F.)#
	2	Ken Anderson	1982 (Jan. 9, 1983 vs. NYJ)+
	2	Boomer Esiason	1990 (Jan. 6, 1991 vs. Hou.)*
	2	Joe Burrow	2021 (Jan. 15, 2022 vs. L.V.)*
	2	Joe Burrow	2021 (Jan. 30, 2022 at K.C.)***

PASSES HAD INTERCEPTED

CAREER	6	Ken Anderson	1973, '75, '81, '82
	6	Andy Dalton	2011, '12, '13, '14
	3	Boomer Esiason	1988, '90
	2	Jon Kitna	2005
	2	Joe Burrow	2021

GAME	3	Ken Anderson	1982 (Jan. 9, 1983 vs. NYJ)+
	3	Andy Dalton	2011 (Jan. 7, 2012 at Hou.)*
	2	(four times)	

PASSER RATING

CAREER	97.3	Joe Burrow	2021
	93.5	Ken Anderson	1973, '75, '81, '82
	71.1	Boomer Esiason	1988, '90
	68.3	AJ McCarron	2015
	66.5	Carson Palmer	2005, '09
	60.1	Jon Kitna	2005

NOTE: Minimum 30 attempts.

GAME	125.0	Boomer Esiason	1990 (Jan. 6, 1991 vs. Hou.)*
	115.9	Ken Anderson	1981 (Jan. 10, 1982 vs. S.D.)***
	111.6	Ken Anderson	1981 (Jan. 3, 1982 vs. Buff.)*
	110.4	Joe Burrow	2021 (Jan. 15, 2022 vs. L.V.)*
	110.3	Ken Anderson	1975 (Dec. 28, 1975 at Oak.)**

NOTE: Minimum 15 attempts.

LONGEST PASSES

75	Joe Burrow to Tee Higgins	2021 (Feb. 13, 2022 against LARams)###
66	Carson Palmer to Chris Henry	2005 (Jan. 8, 2006 vs. Pitt.)*
57	Joe Burrow to Ja'Marr Chase	2021 (Jan. 22, 2022 at Tenn.)**
53	Ken Anderson to Cris Collinsworth	1982 (Jan. 9, 1983 vs. NYJ)+
49	Ken Anderson to Cris Collinsworth	1981 (Jan. 24, 1982 against S.F.)#
49	Andy Dalton to Marvin Jones	2013 (Jan. 5, 2014 vs. S.D.)*

KEY

* AFC Wild Card Playoff	# Super Bowl XVI (at Pontiac, Mich.)
** AFC Divisional Playoff	## Super Bowl XXIII (at Miami, Fla.)
*** AFC Championship	### Super Bowl LVI (at Inglewood, Calif.)
+ AFC First-Round Playoff (Super Bowl Tournament)	

NOTES: The years listed are the seasons in which playoff berths were earned, not the calendar years in which playoff games were played. Career records list only those seasons in which players played in the playoffs.

RECEIVING**TOTAL RECEPTIONS**

CAREER	28	Dan Ross.....	1981, '82
	25	Ja'Marr Chase.....	2021
	21	Cris Collinsworth.....	1981, '82, '88
	18	A.J. Green.....	2011, '12, '13, '15
	18	Tee Higgins.....	2021
	18	Joe Mixon.....	2021
GAME	11	Dan Ross.....	1981 (Jan. 24, 1982 against S.F.)#
	9	Lenvil Elliott.....	1973 (Dec. 23, 1973 at Mia.)**
	9	Ja'Marr Chase.....	2021 (Jan. 15, 2022 vs. L.V.)*
	8	Marvin Jones.....	2013 (Jan. 5, 2014 vs. S.D.)*
	8	Giovani Bernard.....	2014 (Jan. 4, 2015 at Ind.)*

RECEIVING YARDS

CAREER	368	Ja'Marr Chase.....	2021
	354	Cris Collinsworth.....	1981, '82, '88
	333	Dan Ross.....	1981, '82
	309	Tee Higgins.....	2021
	232	A.J. Green.....	2011, '12, '13, '15
GAME	130	Marvin Jones.....	2013 (Jan. 5, 2014 vs. S.D.)*
	120	Cris Collinsworth.....	1982 (Jan. 9, 1983 vs. NYJ)+
	116	Ja'Marr Chase.....	2021 (Jan. 15, 2022 vs. L.V.)*
	109	Ja'Marr Chase.....	2021 (Jan. 22, 2022 at Tenn.)**
	107	Cris Collinsworth.....	1981 (Jan. 24, 1982 against S.F.)#

AVERAGE YARDS PER RECEPTION

CAREER	17.17	Tee Higgins (309 yards/18 rec.).....	2021
	16.86	Cris Collinsworth (354 yards/21 rec.).....	1981, '82, '88
	16.73	Rodney Holman (184 yards/11 rec.).....	1982, '88, '90
	14.72	Ja'Marr Chase (368 yards/25 rec.).....	2021
	14.15	Isaac Curtis (184 yards/13 rec.).....	1973, '75, '81, '82
	13.07	Marvin Jones (196 yards/15 rec.).....	2012, '13, '15
	12.89	A.J. Green (232 yards/18 rec.).....	2011, '12, '13, '15

NOTE: Minimum 8 receptions.

GAME	25.00	Tee Higgins (100/4).....	2021 (Feb. 13, 2022 against LARams)###
	21.80	Ja'Marr Chase (109/5).....	2021 (Jan. 22, 2022 at Tenn.)**
	21.40	Cris Collinsworth (107/5).....	1981 (Jan. 24, 1982 against S.F.)#
	17.80	Ja'Marr Chase (89/5).....	2021 (Feb. 13, 2022 against LARams)###
	17.17	Tee Higgins (103/6).....	2021 (Jan. 30, 2022 at K.C.)***

NOTE: Minimum 4 receptions.

RECEIVING TOUCHDOWNS

CAREER	3	Dan Ross.....	1981, '82
	2	Isaac Curtis.....	1973, '75, '81, '82
	2	Tee Higgins.....	2021
	1	(many times)	
GAME	2	Dan Ross.....	1981 (Jan. 24, 1982 against S.F.)#
	2	Tee Higgins.....	2021 (Feb. 13, 2022 against LARams)###
	1	(many times)	

LONGEST RECEPTIONS

75	Tee Higgins from Joe Burrow.....	2021 (Feb. 13, 2022 against LARams)###
66	Chris Henry from Carson Palmer.....	2005 (Jan. 8, 2006 vs. Pitt.)*
57	Ja'Marr Chase from Joe Burrow.....	2021 (Jan. 22, 2022 at Tenn.)**
53	Cris Collinsworth from Ken Anderson.....	1982 (Jan. 9, 1983 vs. NYJ)+
49	Cris Collinsworth from Ken Anderson.....	1981 (Jan. 24, 1982 against S.F.)#
49	Marvin Jones from Andy Dalton.....	2013 (Jan. 5, 2014 vs. S.D.)*

PUNTING**TOTAL PUNTS**

CAREER	42	Kevin Huber.....	2009, '11, '12, '14, '15, '21
	25	Lee Johnson.....	1988, '90
	15	Dave Lewis.....	1970, '73
	12	Pat McInally.....	1981, '82
	6	Dave Green.....	1975
GAME	8	Dave Lewis.....	1970 (Dec. 26, 1970 at Balt.)**
	8	Kevin Huber.....	2014 (Jan. 4, 2015 at Ind.)*
	7	Dave Lewis.....	1973 (Dec. 23, 1973 at Mia.)**
	6	(five times)	

PUNTING YARDS

CAREER	1879	Kevin Huber.....	2009, '11, '12, '14, '15, '21
	1111	Lee Johnson.....	1988, '90
	567	Dave Lewis.....	1970, '73
	487	Pat McInally.....	1981, '82
	215	Dave Green.....	1975
GAME	380	Kevin Huber.....	2014 (Jan. 4, 2015 at Ind.)*
	313	Dave Lewis.....	1970 (Dec. 26, 1970 at Balt.)**
	276	Lee Johnson.....	1988 (Dec. 31, 1988 vs. Sea.)**
	260	Kevin Huber.....	2021 (Feb. 13, 2022 against LARams)###
	258	Lee Johnson.....	1990 (Jan. 13, 1991 at L.A.-Raid.)**

AVERAGE YARDS PER PUNT

CAREER	44.74	Kevin Huber (1879 yards/42 punts).....	2009, '11, '12, '14, '15, '21
	44.44	Lee Johnson (1111 yards/25 punts).....	1988, '90
	40.58	Pat McInally (487 yards/12 punts).....	1981, '82
	37.80	Dave Lewis (567 yards/15 punts).....	1970, '73

NOTE: Minimum 8 punts.

GAME	51.60	Lee Johnson (258/5).....	1990 (Jan. 13, 1991 at L.A.-Raid.)**
	48.00	Kevin Huber (192/4).....	2009 (Jan. 9, 2010 vs. NYJ)*
	47.50	Kevin Huber (380/8).....	2014 (Jan. 4, 2015 at Ind.)*
	46.60	Kevin Huber (233/5).....	2012 (Jan. 5, 2013 at Hou.)*
	46.00	Lee Johnson (276/6).....	1988 (Dec. 31, 1988 vs. Sea.)**

NOTE: Minimum 4 punts.

NET YARDS PER PUNT

CAREER	41.3	Kevin Huber.....	2009, '11, '12, '14, '15, '21
	38.6	Lee Johnson.....	1988, '90
	37.0	Pat McInally.....	1981, '82
	34.2	Dave Lewis.....	1970, '73

NOTE: Minimum 8 punts.

GAME	43.8	Kevin Huber.....	2012 (Jan. 5, 2013 at Hou.)*
	43.6	Lee Johnson.....	1990 (Jan. 13, 1991 at L.A.-Raid.)**
	43.1	Kevin Huber.....	2014 (Jan. 4, 2015 at Ind.)*
	41.2	Kevin Huber.....	2015 (Jan. 9, 2016 vs. Pitt.)*
	41.0	Lee Johnson.....	1988 (Dec. 31, 1988 vs. Sea.)**

NOTE: Minimum 4 punts.

INSIDE-20 PUNTS

CAREER	14	Kevin Huber.....	2009, '11, '12, '14, '15, '21
	8	Lee Johnson.....	1988, '90
	2	Pat McInally.....	1981, '82
	2	Zoltan Mesko.....	2013
	1	Dave Lewis.....	1970, '73
GAME	3	Lee Johnson.....	1988 (Jan. 8, 1989 vs. Buff.)***
	3	Lee Johnson.....	1988 (Jan. 22, 1989 against S.F.)##
	3	Kevin Huber.....	2012 (Jan. 5, 2013 at Hou.)*
	3	Kevin Huber.....	2014 (Jan. 4, 2015 at Ind.)*
	3	Kevin Huber.....	2015 (Jan. 9, 2016 vs. Pitt.)*

LONGEST PUNTS

64	Lee Johnson.....	1990 (Jan. 13, 1991 at L.A.-Raid.)**
63	Lee Johnson.....	1988 (Jan. 22, 1989 against S.F.)##
62	Kevin Huber.....	2014 (Jan. 4, 2015 at Ind.)*
60	Pat McInally.....	1981 (Jan. 3, 1982 vs. Buff.)**
58	Lee Johnson.....	1988 (Jan. 8, 1989 vs. Buff.)***

KEY

* AFC Wild Card Playoff	# Super Bowl XVI (at Pontiac, Mich.)
** AFC Divisional Playoff	## Super Bowl XXIII (at Miami, Fla.)
*** AFC Championship	### Super Bowl LVI (at Inglewood, Calif.)
+ AFC First-Round Playoff (Super Bowl Tournament)	

NOTES: The years listed are the seasons in which playoff berths were earned, not the calendar years in which playoff games were played. Career records list only those seasons in which players played in the playoffs.

PUNT RETURNS**TOTAL PUNT RETURNS**

CAREER	10	Brandon Tate	2011, '12, '13, '14, '15
	6	Trent Taylor	2021
	6	Ira Hillary	1988
	5	Mike Fuller	1981, '82
	3	(three times)	

GAME	4	Mike Fuller	1981 (Jan. 24, 1982 against S.F.)#
	3	Ira Hillary	1988 (Dec. 31, 1988 vs. Sea.)**
	3	Mitchell Price	1990 (Jan. 6, 1991 vs. Hou.)*
	3	Brandon Tate	2011 (Jan. 7, 2012 at Hou.)*
	3	Brandon Tate	2013 (Jan. 5, 2014 vs. S.D.)*

PUNT RETURN YARDS

CAREER	76	Trent Taylor	2021
	67	Brandon Tate	2011, '12, '13, '14, '15
	62	Mike Fuller	1981, '82
	43	Ira Hillary	1988
	42	Mitchell Price	1990

GAME	42	Mitchell Price	1990 (Jan. 6, 1991 vs. Hou.)*
	35	Mike Fuller	1981 (Jan. 24, 1982 against S.F.)#
	28	Trent Taylor	2021 (Feb. 13, 2022 against LARams)###
	27	Mike Fuller	1981 (Jan. 3, 1982 vs. Buff.)*
	26	Trent Taylor	2021 (Jan. 15, 2022 vs. L.V.)*

AVERAGE YARDS PER PUNT RETURN

CAREER	12.67	Trent Taylor (76 yards/6 ret.)	2021
	12.40	Mike Fuller (62 yards/5 ret.)	1981, '82
	7.17	Ira Hillary (43 yards/6 ret.)	1988
	6.70	Brandon Tate (67 yards/10 ret.)	2011, '12, '13, '14, '15

NOTE: Minimum 4 returns.

GAME	14.00	Mitchell Price (42/3)	1990 (Jan. 6, 1991 vs. Hou.)*
	14.00	Trent Taylor (28/2)	2021 (Feb. 13, 2022 against LARams)###
	13.00	Trent Taylor (26/2)	2021 (Jan. 15, 2022 vs. L.V.)*
	12.00	Ira Hillary (24/2)	1988 (Jan. 8, 1989 vs. Buff.)*
	11.00	Trent Taylor (22/2)	2021 (Jan. 30, 2022 at K.C.)*

NOTE: Minimum 2 returns.

LONGEST PUNT RETURNS

34	Mitchell Price	1990 (Jan. 6, 1991 vs. Hou.)*
27	Mike Fuller	1981 (Jan. 3, 1982 vs. Buff.)*
24	Adam Jones	2015 (Jan. 9, 2016 vs. Pitt.)*
23	Rico Murray	2009 (Jan. 9, 2010 vs. NYJ)*
20	Trent Taylor	2021 (Feb. 13, 2022 against LARams)###

KICKOFF RETURNS**TOTAL KICKOFF RETURNS**

CAREER	17	David Verser	1981, '82
	9	Adam Jones	2011, '12, '13, '14, '15
	9	Chris Evans	2021
	8	Stanford Jennings	1988, '90
	7	Brandon Tate	2011, '12, '13, '14

GAME	7	David Verser	1982 (Jan. 9, 1983 vs. NYJ)+
	5	David Verser	1981 (Jan. 24, 1982 against S.F.)#
	5	Tab Perry	2005 (Jan. 8, 2006 vs. Pitt.)*
	5	Brandon Tate	2013 (Jan. 5, 2014 vs. S.D.)*
	5	Chris Evans	2021 (Jan. 15, 2022 vs. L.V.)*

KICKOFF RETURN YARDS

CAREER	302	David Verser	1981, '82
	240	Stanford Jennings	1988, '90
	233	Adam Jones	2011, '12, '13, '14, '15
	211	Chris Evans	2021
	193	Brandon Tate	2011, '12, '13, '14, '15

GAME	128	Brandon Tate	2013 (Jan. 5, 2014 vs. S.D.)*
	119	Tab Perry	2005 (Jan. 8, 2006 vs. Pitt.)*
	117	Stanford Jennings	1988 (Jan. 22, 1989 against S.F.)##
	116	David Verser	1982 (Jan. 9, 1983 vs. NYJ)+
	103	Adam Jones	2012 (Jan. 5, 2013 at Hou.)*
	103	Chris Evans	2021 (Jan. 15, 2022 vs. L.V.)*

AVERAGE YARDS PER KICKOFF RETURN

CAREER	30.00	Stanford Jennings (240 yards/8 ret.)	1988, '90
	27.57	Brandon Tate (193 yards/7 ret.)	2011, '12, '13, '14, '15
	25.89	Adam Jones (233 yards/9 ret.)	2011, '12, '13, '14, '15
	23.80	Tab Perry (119 yards/5 ret.)	2005
	23.44	Chris Evans (211 yards/9 ret.)	2021
	17.76	David Verser (302 yards/17 ret.)	1981, '82

NOTE: Minimum 4 returns.

GAME	58.50	Stanford Jennings (117/2)	1988 (Jan. 22, 1989 against S.F.)##
	37.00	Bernard Scott (74/2)	2009 (Jan. 9, 2010 vs. NYJ)*
	27.33	Chris Evans (82/3)	2021 (Jan. 22, 2022 at Tenn.)*
	26.67	Adam Jones (80/3)	2014 (Jan. 4, 2015 at Ind.)*
	25.75	Adam Jones (103/4)	2012 (Jan. 5, 2013 at Hou.)*

NOTE: Minimum 2 returns.

LONGEST KICKOFF RETURNS

93-td	Stanford Jennings	1988 (Jan. 22, 1989 against S.F.)##
56	Bernard Scott	2009 (Jan. 9, 2010 vs. NYJ)*
43	Brandon Tate	2012 (Jan. 5, 2013 at Hou.)*
40	David Verser	1981 (Jan. 3, 1982 vs. Buff.)*
40	David Verser	1981 (Jan. 10, 1982 vs. S.D.)*

INTERCEPTIONS**TOTAL INTERCEPTIONS**

CAREER	3	David Fulcher	1988, '90
	3	Ken Riley	1970, '73, '75, '81, '82
	2	Eric Thomas	1988, '90
	2	Jessie Bates III	2021
	1	(many times)	

GAME	1	(many times)
-------------	---	--------------

INTERCEPTION RETURN YARDS

CAREER	54	David Fulcher	1988, '90
	45	Neal Craig	1973
	34	Ken Riley	1970, '73, '75, '81, '82
	26	Eric Thomas	1988, '90
	24	Bobby Kemp	1981, '82

GAME	45	Neal Craig	1973 (Dec. 23, 1973 at Mia.)*
	43	David Fulcher	1990 (Jan. 6, 1991 vs. Hou.)*
	34	Ken Riley	1975 (Dec. 28, 1975 at Oak.)*
	26	Eric Thomas	1988 (Jan. 8, 1989 vs. Buff.)*
	24	Bobby Kemp	1981 (Jan. 10, 1982 vs. S.D.)*

LONGEST INTERCEPTION RETURNS

45-td	Neal Craig	1973 (Dec. 23, 1973 at Mia.)*
43	David Fulcher	1990 (Jan. 6, 1991 vs. Hou.)*
34	Ken Riley	1975 (Dec. 28, 1975 at Oak.)*
26	Eric Thomas	1988 (Jan. 8, 1989 vs. Buff.)*
24	Bobby Kemp	1981 (Jan. 10, 1982 vs. S.D.)*

SACKS**TOTAL SACKS**

CAREER	4.0	Jason Buck	1988, '90
	3.5	Trey Hendrickson	2021
	3.0	David Grant	1988, '90
	3.0	Reggie Williams	1981, '82, '88
	3.0	Sam Hubbard	2021
	2.5	Geno Atkins	2011, '12, '14, '15
	2.0	Reggie Nelson	2011, '12, '13, '14, '15

GAME	2.0	Sam Hubbard	2021 (Jan. 30, 2022 at K.C.)*
	1.5	Trey Hendrickson	2021 (Jan. 30, 2022 at K.C.)*
	1.0	(many times)	

BENGALS POSTSEASON TEAM RECORDS

KEY

* AFC Wild Card Playoff	# Super Bowl XVI (at Pontiac, Mich.)
** AFC Divisional Playoff	## Super Bowl XXIII (at Miami, Fla.)
*** AFC Championship	### Super Bowl LVI (at Inglewood, Calif.)
+ AFC First-Round Playoff (Super Bowl Tournament)	

NOTES: The years listed are the seasons in which playoff berths were earned, not the calendar years in which playoff games were played. Career records list only those seasons in which players played in the playoffs.

SCORING

POINTS SCORED

GAME	41	1990 (Jan. 6, 1991 vs. Hou.)*
HALF	21	1975 (Dec. 28, 1975 at Oak.)* 2nd half
QUARTER	16	2015 (Jan. 9, 2016 vs. Pitt.)* 4th quarter

TOUCHDOWNS

GAME	5	1990 (Jan. 6, 1991 vs. Hou.)*
HALF	3	1975 (Dec. 28, 1975 at Oak.)* 2nd half
	3	1981 (Jan. 24, 1982 against S.F.)# 2nd half
	3	1988 (Dec. 31, 1988 vs. Sea.)* 1st half
	3	1990 (Jan. 6, 1991 vs. Hou.)* 2nd half

RUSHING TOUCHDOWNS

GAME	3	1981 (Jan. 3, 1982 vs. Buff.)*
	3	1988 (Dec. 31, 1988 vs. Sea.)*
	3	1990 (Jan. 6, 1991 vs. Hou.)*
HALF	3	1988 (Dec. 31, 1988 vs. Sea.)* 1st half

PASSING TOUCHDOWNS

GAME	2	1975 (Dec. 28, 1975 at Oak.)*
	2	1981 (Jan. 10, 1982 vs. S.D.)*
	2	1981 (Jan. 24, 1982 against S.F.)#
	2	1982 (Jan. 9, 1983 vs. NYJ)+
	2	1990 (Jan. 6, 1991 vs. Hou.)*
	2	2021 (Jan. 15, 2022 vs. L.V.)*
	2	2021 (Jan. 30, 2022 at K.C.)*
	2	2021 (Feb. 13, 2022 against LARams)###
HALF	2	1975 (Dec. 28, 1975 at Oak.)* 2nd half
	2	1981 (Jan. 24, 1982 against S.F.)# 2nd half
	2	1982 (Jan. 9, 1983 vs. NYJ)+ 1st half
	2	2021 (Jan. 15, 2022 vs. L.V.)* 1st half

FIELD GOALS

GAME	4	2021 (Jan. 15, 2022 vs. L.V.)*
	4	2021 (Jan. 22, 2022 at Tenn.)*
	4	2021 (Jan. 30, 2022 at K.C.)*
	3	1973 (Dec. 23, 1973 at Mia.)*
	3	1988 (Jan. 22, 1989 against S.F.)##
HALF	3	1973 (Dec. 23, 1973 at Mia.)* 1st half
	3	2021 (Jan. 22, 2022 at Tenn.)* 1st half

OFFENSE

FIRST DOWNS

GAME	27	2013 (Jan. 5, 2014 vs. S.D.)*
HALF	17	1981 (Jan. 24, 1982 against S.F.)# 2nd half
	17	2015 (Jan. 9, 2016 vs. Pitt.)* 2nd half

TOTAL NET YARDS

GAME	439	2013 (Jan. 5, 2014 vs. S.D.)*
HALF	257	1981 (Jan. 24, 1982 against S.F.)# 2nd half

NET YARDS RUSHING

GAME	254	1988 (Dec. 31, 1988 vs. Sea.)*
HALF	165	1988 (Dec. 31, 1988 vs. Sea.)* 1st half

RUSHING ATTEMPTS

GAME	50	1988 (Jan. 8, 1989 vs. Buff.)*
HALF	29	1988 (Jan. 8, 1989 vs. Buff.)* 2nd half

NET YARDS PASSING

GAME	333	1982 (Jan. 9, 1983 vs. NYJ)+
HALF	207	2021 (Jan. 22, 2022 at Tenn.)* 1st half

PASSING ATTEMPTS

GAME	51	2013 (Jan. 5, 2014 vs. S.D.)*
HALF	34	2013 (Jan. 5, 2014 vs. S.D.)* 2nd half

COMPLETIONS

GAME	29	2013 (Jan. 5, 2014 vs. S.D.)*
HALF	17	1981 (Jan. 24, 1982 against S.F.)# 2nd half
	17	2013 (Jan. 5, 2014 vs. S.D.)* 2nd half
	17	2021 (Jan. 22, 2022 at Tenn.)* 1st half

PASSES HAD INTERCEPTED

GAME	3	1982 (Jan. 9, 1983 vs. NYJ)+
	3	2011 (Jan. 7, 2012 at Hou.)*
HALF	2	1982 (Jan. 9, 1983 vs. NYJ)+ 2nd half
	2	1988 (Jan. 8, 1989 vs. Buff.)* 1st half
	2	2005 (Jan. 8, 2006 vs. Pitt.)* 2nd half
	2	2011 (Jan. 7, 2012 at Hou.)* 2nd half
	2	2013 (Jan. 5, 2014 vs. S.D.)* 2nd half

SACKS ALLOWED

GAME	9	2021 (Jan. 22, 2022 at Tenn.)*
HALF	6	2021 (Feb. 13, 2022 against LARams)### 2nd half

DEFENSE

FEWEST POINTS ALLOWED

GAME	7	1981 (Jan. 10, 1982 vs. S.D.)*
HALF	0	1981 (Jan. 10, 1982 vs. S.D.)* 2nd half
	0	1988 (Dec. 31, 1988 vs. Sea.)* 1st half
	0	1988 (Jan. 8, 1989 vs. Buff.)* 2nd half
	0	1990 (Jan. 6, 1991 vs. Hou.)* 1st half

FEWEST FIRST DOWNS ALLOWED

GAME	10	1988 (Jan. 8, 1989 vs. Buff.)*
HALF	1	1990 (Jan. 6, 1991 vs. Hou.)* 1st half

FEWEST TOTAL NET YARDS ALLOWED

GAME	181	1988 (Jan. 8, 1989 vs. Buff.)*
HALF	36	1990 (Jan. 6, 1991 vs. Hou.)* 1st half

FEWEST NET YARDS RUSHING ALLOWED

GAME	22	1988 (Dec. 31, 1988 vs. Sea.)*
HALF	0	1988 (Dec. 31, 1988 vs. Sea.)* 1st half

FEWEST NET YARDS PASSING ALLOWED

GAME	122	2013 (Jan. 5, 2014 vs. S.D.)*
HALF	16	1981 (Jan. 24, 1982 against S.F.)# 2nd half
	16	2021 (Jan. 30, 2022 at K.C.)* 2nd half

INTERCEPTIONS

GAME	3	1988 (Jan. 8, 1989 vs. Buff.)*
	3	2021 (Jan. 22, 2022 at Tenn.)*
HALF	2	1981 (Jan. 3, 1982 vs. Buff.)* 1st half
	2	1981 (Jan. 10, 1982 vs. S.D.)* 1st half
	2	1988 (Jan. 8, 1989 vs. Buff.)* 1st half
	2	2021 (Jan. 22, 2022 at Tenn.)* 2nd half
	2	2021 (Jan. 30, 2022 at K.C.)* 2nd half

SACKS

GAME	4	1988 (Jan. 22, 1989 against S.F.)##
	4	2015 (Jan. 9, 2016 vs. Pitt.)*
	4	2021 (Jan. 30, 2022 at K.C.)*
HALF	4	2021 (Jan. 30, 2022 at K.C.)* 2nd half

MISCELLANEOUS

MOST PENALTIES INCURRED

GAME	8	1981 (Jan. 24, 1982 against S.F.)#
	8	2015 (Jan. 9, 2016 vs. Pitt.)*
HALF	6	1988 (Jan. 22, 1989 against S.F.)## 2nd half
	6	2015 (Jan. 9, 2016 vs. Pitt.)* 1st half

MOST PENALTY YARDS INCURRED

GAME	90	2005 (Jan. 8, 2006 vs. Pitt.)*
HALF	50	1988 (Jan. 22, 1989 against S.F.)## 2nd half
	50	2005 (Jan. 8, 2006 vs. Pitt.)* 2nd half

MOST TIME OF POSSESSION

GAME	39:45	1990 (Jan. 6, 1991 vs. Hou.)*
HALF	25:04	1990 (Jan. 6, 1991 vs. Hou.)* 1st half

NOTE: Time of possession was not recorded until 1977, and thus is not available for the Bengals' 1970, '73 and '75 playoff games.

OPPONENTS POSTSEASON INDIVIDUAL RECORDS

KEY

* AFC Wild Card Playoff	# Super Bowl XVI (at Pontiac, Mich.)
** AFC Divisional Playoff	## Super Bowl XXIII (at Miami, Fla.)
*** AFC Championship	### Super Bowl LVI (at Inglewood, Calif.)
+ AFC First-Round Playoff (Super Bowl Tournament)	

NOTES: The years listed are the seasons in which playoff berths were earned, not the calendar years in which playoff games were played. Career records list only those seasons in which players played in the playoffs.

SCORING

TOTAL POINTS

GAME			
14	Ray Wersching	1981 (Jan. 24, 1982 against S.F.)#	
14	Pat Leahy	1982 (Jan. 9, 1983 vs. NYJ)+	
14	Adam Vinatieri	2014 (Jan. 4, 2015 at Ind.)*	
13	Shayne Graham	2012 (Jan. 5, 2013 at Hou.)*	
13	Daniel Carson	2021 (Jan. 15, 2022 vs. L.V.)*	

TOUCHDOWNS

GAME			
2	Joe Cribbs	1981 (Jan. 3, 1982 vs. Buff.)*	
2	Ernest Givens	1990 (Jan. 6, 1991 vs. Hou.)*	
2	Arian Foster	2011 (Jan. 7, 2012 at Hou.)*	
2	Cooper Kupp	2021 (Feb. 13, 2022 against LARams)###	
1	(many times)		

POINTS AFTER TOUCHDOWNS

GAME			
5	Pat Leahy	1982 (Jan. 9, 1983 vs. NYJ)+	
4	(five times)		

FIELD GOALS

GAME			
4	Ray Wersching	1981 (Jan. 24, 1982 against S.F.)#	
4	Shayne Graham	2012 (Jan. 5, 2013 at Hou.)*	
4	Adam Vinatieri	2014 (Jan. 4, 2015 at Ind.)*	
4	Chris Boswell	2015 (Jan. 9, 2016 vs. Pitt.)*	
4	Daniel Carson	2021 (Jan. 15, 2022 vs. L.V.)*	

LONGEST FIELD GOALS

53	Adam Vinatieri	2014 (Jan. 4, 2015 at Ind.)*
50	Garopremian	1973 (Dec. 23, 1973 at Mia.)*
49	Jeff Jaeger	1990 (Jan. 13, 1991 at L.A.-Raid.)*
48	Shayne Graham	2012 (Jan. 5, 2013 at Hou.)*
47	(two times)	

RUSHING

TOTAL RUSHING ATTEMPTS

GAME			
32	Arian Foster	2012 (Jan. 5, 2013 at Hou.)*	
25	Norm Bulaich	1970 (Dec. 26, 1970 at Balt.)*	
24	Arian Foster	2011 (Jan. 7, 2012 at Hou.)*	
23	Chuck Muncie	1981 (Jan. 10, 1982 vs. S.D.)*	
21	(three times)		

RUSHING YARDS

GAME			
202	Freeman McNeil	1982 (Jan. 9, 1983 vs. NYJ)+	
153	Arian Foster	2011 (Jan. 7, 2012 at Hou.)*	
140	Marcus Allen	1990 (Jan. 13, 1991 at L.A.-Raid.)*	
140	Arian Foster	2012 (Jan. 5, 2013 at Hou.)*	
135	Shonn Greene	2009 (Jan. 9, 2010 vs. NYJ)*	

AVERAGE YARDS PER RUSHING ATTEMPT

GAME			
9.62	Freeman McNeil (202/21)	1982 (Jan. 9, 1983 vs. NYJ)+	
6.67	Marcus Allen (140/21)	1990 (Jan. 13, 1991 at L.A.-Raid.)*	
6.43	Shonn Greene (135/21)	2009 (Jan. 9, 2010 vs. NYJ)*	
6.38	Arian Foster (153/24)	2011 (Jan. 7, 2012 at Hou.)*	
6.00	Joe Cribbs (90/15)	1981 (Jan. 3, 1982 vs. Buff.)*	

NOTE: Minimum 15 attempts.

RUSHING TOUCHDOWNS

GAME			
2	Joe Cribbs	1981 (Jan. 3, 1982 vs. Buff.)*	
2	Arian Foster	2011 (Jan. 7, 2012 at Hou.)*	
1	(many times)		

LONGEST RUSHES

58-td	Ronnie Brown	2013 (Jan. 5, 2014 vs. S.D.)*
45	D'Onta Foreman	2021 (Jan. 22, 2022 at Tenn.)*
44-td	Joe Cribbs	1981 (Jan. 3, 1982 vs. Buff.)*
44	Martavis Bryant	2015 (Jan. 9, 2016 vs. Pitt.)*
42-td	Arian Foster	2011 (Jan. 7, 2012 at Hou.)*

PASSING

TOTAL PASSING ATTEMPTS

GAME			
54	Derek Carr	2021 (Jan. 15, 2022 vs. L.V.)*	
50	Dave Krieg	1988 (Dec. 31, 1988 vs. Sea.)*	
44	Andrew Luck	2014 (Jan. 4, 2015 at Ind.)*	
40	Matthew Stafford	2021 (Feb. 13, 2022 against LARams)###	
39	Patrick Mahomes	2021 (Jan. 30, 2022 at K.C.)*	

COMPLETIONS

GAME			
31	Andrew Luck	2014 (Jan. 4, 2015 at Ind.)*	
29	Matt Schaub	2012 (Jan. 5, 2013 at Hou.)*	
29	Derek Carr	2021 (Jan. 15, 2022 vs. L.V.)*	
26	Patrick Mahomes	2021 (Jan. 30, 2022 at K.C.)*	
26	Matthew Stafford	2021 (Feb. 13, 2022 against LARams)###	

COMPLETION PERCENTAGE

GAME			
80.00	Mark Sanchez (12/15)	2009 (Jan. 9, 2010 vs. NYJ)*	
76.32	Matt Schaub (29/38)	2012 (Jan. 5, 2013 at Hou.)*	
75.00	Philip Rivers (12/16)	2013 (Jan. 5, 2014 vs. S.D.)*	
73.91	Ken Stabler (17/23)	1975 (Dec. 28, 1975 at Oak.)*	
73.68	Ben Roethlisberger (14/19)	2005 (Jan. 8, 2006 vs. Pitt.)*	

NOTE: Minimum 15 attempts.

PASSING YARDS

GAME			
376	Andrew Luck	2014 (Jan. 4, 2015 at Ind.)*	
357	Joe Montana	1988 (Jan. 22, 1989 against S.F.)##	
310	Derek Carr	2021 (Jan. 15, 2022 vs. L.V.)*	
297	Dave Krieg	1988 (Dec. 31, 1988 vs. Sea.)*	
283	Matthew Stafford	2021 (Feb. 13, 2022 against LARams)###	

AVERAGE YARDS PER PASSING ATTEMPT

GAME			
12.13	Mark Sanchez (182/15)	2009 (Jan. 9, 2010 vs. NYJ)*	
10.95	Ben Roethlisberger (208/19)	2005 (Jan. 8, 2006 vs. Pitt.)*	
9.92	Joe Montana (357/36)	1988 (Jan. 22, 1989 against S.F.)##	
9.61	Richard Todd (269/28)	1982 (Jan. 9, 1983 vs. NYJ)+	
9.17	Ryan Tannehill (220/24)	2021 (Jan. 22, 2022 at Tenn.)*	

NOTE: Minimum 15 attempts.

TOUCHDOWN PASSES

GAME			
3	Ken Stabler	1975 (Dec. 28, 1975 at Oak.)*	
3	Ben Roethlisberger	2005 (Jan. 8, 2006 vs. Pitt.)*	
3	Patrick Mahomes	2021 (Jan. 30, 2022 at K.C.)*	
3	Matthew Stafford	2021 (Feb. 13, 2022 against LARams)###	
2	(five times)		

PASSES HAD INTERCEPTED

GAME			
3	Jim Kelly	1988 (Jan. 8, 1989 vs. Buff.)*	
3	Ryan Tannehill (220/24)	2021 (Jan. 22, 2022 at Tenn.)*	
2	(five times)		

PASSER RATING

GAME			
148.7	Ben Roethlisberger	2005 (Jan. 8, 2006 vs. Pitt.)*	
139.4	Mark Sanchez	2009 (Jan. 9, 2010 vs. NYJ)*	
121.2	Ken Stabler	1975 (Dec. 28, 1975 at Oak.)*	
118.8	Philip Rivers	2013 (Jan. 5, 2014 vs. S.D.)*	
115.2	Joe Montana	1988 (Jan. 22, 1989 against S.F.)##	

NOTE: Minimum 15 attempts.

LONGEST PASSES

60	Ben Roethlisberger to Antonio Brown	2015 (Jan. 9, 2016 vs. Pitt.)*
54	Joe Ferguson to Jerry Butler	1981 (Jan. 3, 1982 vs. Buff.)*
54	Ben Roethlisberger to Cedrick Wilson	2005 (Jan. 8, 2006 vs. Pitt.)*
53-td	Johnny Unitas to Ed Hinton	1970 (Dec. 26, 1970 at Balt.)*
49	Richard Todd to Wesley Walker	1982 (Jan. 9, 1983 vs. NYJ)+

KEY

* AFC Wild Card Playoff	# Super Bowl XVI (at Pontiac, Mich.)
** AFC Divisional Playoff	## Super Bowl XXIII (at Miami, Fla.)
*** AFC Championship	### Super Bowl LVI (at Inglewood, Calif.)
+ AFC First-Round Playoff (Super Bowl Tournament)	

NOTES: The years listed are the seasons in which playoff berths were earned, not the calendar years in which playoff games were played. Career records list only those seasons in which players played in the playoffs.

RECEIVING**TOTAL RECEPTIONS**

GAME		
11	John L. Williams	1988 (Dec. 31, 1988 vs. Sea.)**
11	Jerry Rice	1988 (Jan. 22, 1989 against S.F.)##
10	Daniel Herron	2014 (Jan. 4, 2015 at Ind.)*
10	Travis Kelce	2021 (Jan. 30, 2022 at K.C.)***
9	Owen Daniels	2012 (Jan. 5, 2013 at Hou.)*

RECEIVING YARDS

GAME		
215	Jerry Rice	1988 (Jan. 22, 1989 against S.F.)##
145	Wesley Walker	1982 (Jan. 9, 1983 vs. NYJ)+
142	A.J. Brown	2021 (Jan. 22, 2022 at Tenn.)**
137	John L. Williams	1988 (Dec. 31, 1988 vs. Sea.)**
119	Antonio Brown	2015 (Jan. 9, 2016 vs. Pitt.)*

AVERAGE YARDS PER RECEPTION

GAME		
28.40	A.J. Brown	2021 (Jan. 22, 2022 at Tenn.)**
24.50	Jerry Butler (98/4)	1981 (Jan. 3, 1982 vs. Buff.)*
23.75	Paul Warfield (95/4)	1973 (Dec. 23, 1973 at Mia.)**
19.55	Jerry Rice (215/11)	1988 (Jan. 22, 1989 against S.F.)##
19.25	Ethan Horton (77/4)	1990 (Jan. 13, 1991 at L.A.-Raid.)*

NOTE: Minimum 4 receptions.

RECEIVING TOUCHDOWNS

GAME		
2	Ernest Givens	1990 (Jan. 6, 1991 vs. Hou.)*
2	Cooper Kupp	2021 (Feb. 13, 2022 against LARams)###
1	(many times)	

LONGEST RECEPTIONS

60	Antonio Brown from Ben Roethlisberger	2015 (Jan. 9, 2016 vs. Pitt.)*
54	Jerry Butler from Joe Ferguson	1981 (Jan. 3, 1982 vs. Buff.)*
54	Cedrick Wilson from Ben Roethlisberger	2005 (Jan. 8, 2006 vs. Pitt.)*
53-td	Ed Hinton from Johnny Unitas	1970 (Dec. 26, 1970 at Balt.)*
49	Wesley Walker from Richard Todd	1982 (Jan. 9, 1983 vs. NYJ)+

PUNTING**TOTAL PUNTS**

GAME		
7	Jay Feely	2009 (Jan. 9, 2010 vs. NYJ)*
7	Jordan Berry	2015 (Jan. 9, 2016 vs. Pitt.)*
6	(six times)	

PUNTING YARDS

GAME		
293	Jordan Berry	2015 (Jan. 9, 2016 vs. Pitt.)*
271	John Kidd	1988 (Jan. 8, 1989 vs. Buff.)*
265	Ruben Rodriguez	1988 (Dec. 31, 1988 vs. Sea.)*
261	Johnny Hekker	2021 (Feb. 13, 2022 against LARams)##
259	Mike Scifres	2013 (Jan. 5, 2014 vs. S.D.)*

AVERAGE YARDS PER PUNT

GAME		
52.25	Tommy Townsend	2021 (Jan. 30, 2022 at K.C.)***
51.50	Pat McAfee (206/4)	2014 (Jan. 4, 2015 at Ind.)*
50.20	Matt Turk (251/5)	2011 (Jan. 7, 2012 at Hou.)*
46.25	Jim Miller (185/4)	1981 (Jan. 24, 1982 against S.F.)#
45.17	John Kidd (271/6)	1988 (Jan. 8, 1989 vs. Buff.)*

NOTE: Minimum 4 punts.

NET YARDS PER PUNT

GAME		
42.20	Matt Turk	2011 (Jan. 7, 2012 at Hou.)*
42.17	Mike Scifres	2013 (Jan. 5, 2014 vs. S.D.)*
41.75	Tommy Townsend	2021 (Jan. 30, 2022 at K.C.)***
41.50	Brett Kern	2021 (Jan. 22, 2022 at Tenn.)**
41.17	John Kidd	1988 (Jan. 8, 1989 vs. Buff.)*

NOTE: Minimum 4 punts.

INSIDE-20 PUNTS

GAME		
3	Jay Feely	2009 (Jan. 9, 2010 vs. NYJ)*
3	Jordan Berry	2015 (Jan. 9, 2016 vs. Pitt.)*
3	Brett Kern	2021 (Jan. 22, 2022 at Tenn.)**
3	Johnny Hekker	2021 (Feb. 13, 2022 against LARams)###
2	(five times)	

LONGEST PUNTS

68	Pat McAfee	2014 (Jan. 4, 2015 at Ind.)*
59	Pat McAfee	2014 (Jan. 4, 2015 at Ind.)*
58	AJ Cole	2021 (Jan. 15, 2022 vs. L.V.)*
57	Tommy Townsend	2021 (Jan. 30, 2022 at K.C.)***
57	Tommy Townsend	2021 (Jan. 30, 2022 at K.C.)***

PUNT RETURNS**TOTAL PUNT RETURNS**

GAME		
7	Ron Gardin	1970 (Dec. 26, 1970 at Balt.)*
5	Bobby Joe Edmonds	1988 (Dec. 31, 1988 vs. Sea.)*
5	Josh Cribbs	2014 (Jan. 4, 2015 at Ind.)*
4	Neal Colzie	1975 (Dec. 28, 1975 at Oak.)*
4	Brandon Powell	2021 (Feb. 13, 2022 against LARams)###

PUNT RETURN YARDS

GAME		
64	Neal Colzie	1975 (Dec. 28, 1975 at Oak.)*
56	John Taylor	1988 (Jan. 22, 1989 against S.F.)##
40	Tim Brown	1990 (Jan. 13, 1991 at L.A.-Raid.)*
35	Josh Cribbs	2014 (Jan. 4, 2015 at Ind.)*
30	Bobby Joe Edmonds	1988 (Dec. 31, 1988 vs. Sea.)*

AVERAGE YARDS PER PUNT RETURN

GAME		
18.67	John Taylor (56/3)	1988 (Jan. 22, 1989 against S.F.)##
16.00	Neal Colzie (64/4)	1975 (Dec. 28, 1975 at Oak.)*
13.33	Tim Brown (40/3)	1990 (Jan. 13, 1991 at L.A.-Raid.)*
13.00	Jerricho Colchery (26/2)	2009 (Jan. 9, 2010 vs. NYJ)*
10.50	Antwaan Randle El (21/2)	2005 (Jan. 8, 2006 vs. Pitt.)*

NOTE: Minimum 2 returns.

LONGEST PUNT RETURNS

45	John Taylor	1988 (Jan. 22, 1989 against S.F.)##
24	Neal Colzie	1975 (Dec. 28, 1975 at Oak.)*
20	Neal Colzie	1975 (Dec. 28, 1975 at Oak.)*
19	Gerald McNeil	1990 (Jan. 6, 1991 vs. Hou.)*
17	(two times)	

KICKOFF RETURNS**TOTAL KICKOFF RETURNS**

GAME		
4	Clarence Davis	1975 (Dec. 28, 1975 at Oak.)*
4	Robb Riddick	1981 (Jan. 3, 1982 vs. Buff.)*
4	James Brooks	1981 (Jan. 10, 1982 vs. S.D.)*
3	(four times)	

KICKOFF RETURN YARDS

GAME		
93	Clarence Davis	1975 (Dec. 28, 1975 at Oak.)*
87	James Brooks	1981 (Jan. 10, 1982 vs. S.D.)*
73	Tyron Johnson	2021 (Jan. 15, 2022 vs. L.V.)*
68	Robb Riddick	1981 (Jan. 3, 1982 vs. Buff.)*
67	Josh Cribbs	2014 (Jan. 4, 2015 at Ind.)*

AVERAGE YARDS PER KICKOFF RETURN

GAME		
33.50	Josh Cribbs (67/2)	2014 (Jan. 4, 2015 at Ind.)*
27.00	Brad Smith (54/2)	2009 (Jan. 9, 2010 vs. NYJ)*
24.33	Tyron Johnson	2021 (Jan. 15, 2022 vs. L.V.)*
24.00	Allen Pinkett (48/2)	1990 (Jan. 6, 1991 vs. Hou.)*
23.50	Danieal Manning (47/2)	2012 (Jan. 5, 2013 at Hou.)*

NOTE: Minimum 2 returns.

LONGEST KICKOFF RETURNS

38	Josh Cribbs (67/2)	2014 (Jan. 4, 2015 at Ind.)*
37	Clarence Davis	1975 (Dec. 28, 1975 at Oak.)*
37	Allen Pinkett	1990 (Jan. 6, 1991 vs. Hou.)*
36	James Brooks	1981 (Jan. 10, 1982 vs. S.D.)*
36	Ike Taylor	2005 (Jan. 8, 2006 vs. Pitt.)*

INTERCEPTIONS**TOTAL INTERCEPTIONS**

GAME		
2	Johnny Lynn	1982 (Jan. 9, 1983 vs. NYJ)+
1	(many times)	

INTERCEPTION RETURN YARDS

GAME		
98	Darrol Ray	1982 (Jan. 9, 1983 vs. NYJ)+
40	Johnny Lynn	1982 (Jan. 9, 1983 vs. NYJ)+
35	Antwon Blake	2015 (Jan. 9, 2016 vs. Pitt.)*
30	Shareece Wright	2013 (Jan. 5, 2014 vs. S.D.)*
29	J.J. Watt	2011 (Jan. 7, 2012 at Hou.)*

LONGEST INTERCEPTION RETURNS

98-td	Darrol Ray	1982 (Jan. 9, 1983 vs. NYJ)+
35	Antwon Blake	2015 (Jan. 9, 2016 vs. Pitt.)*
30	Shareece Wright	2013 (Jan. 5, 2014 vs. S.D.)*
29-td	J.J. Watt	2011 (Jan. 7, 2012 at Hou.)*
27	Dwight Hicks	1981 (Jan. 24, 1982 against S.F.)#

SACKS**TOTAL SACKS**

GAME		
3	Ted Hendricks	1975 (Dec. 28, 1975 at Oak.)*
3	Greg Townsend	1990 (Jan. 13, 1991 at L.A.-Raid.)*
3	Jeffery Simmons	2021 (Jan. 22, 2022 at Tenn.)**
2	(five times)	

OPPONENTS POSTSEASON TEAM RECORDS

KEY

*	AFC Wild Card Playoff	#	Super Bowl XVI (at Pontiac, Mich.)
**	AFC Divisional Playoff	##	Super Bowl XXIII (at Miami, Fla.)
***	AFC Championship	###	Super Bowl LVI (at Inglewood, Calif.)
+	AFC First-Round Playoff (Super Bowl Tournament)		

NOTES: The years listed are the seasons in which playoff berths were earned, not the calendar years in which playoff games were played. Career records list only those seasons in which players played in the playoffs.

SCORING

POINTS SCORED

GAME	44	1982 (Jan. 9, 1983 vs. NYJ)+
HALF	24	1982 (Jan. 9, 1983 vs. NYJ)+2nd half
QUARTER	21	1982 (Jan. 9, 1983 vs. NYJ)+4th quarter

TOUCHDOWNS

GAME	5	1982 (Jan. 9, 1983 vs. NYJ)+
HALF	3	1973 (Dec. 23, 1973 at Mia.)**1st half
	3	1982 (Jan. 9, 1983 vs. NYJ)+2nd half
	3	2021 (Jan. 30, 2022 at K.C.)***1st half

RUSHING TOUCHDOWNS

GAME	2	1973 (Dec. 23, 1973 at Mia.)**
	2	1981 (Jan. 3, 1982 vs. Buff.)**
	2	1982 (Jan. 9, 1983 vs. NYJ)+
	2	2009 (Jan. 9, 2010 vs. NYJ)*
	2	2011 (Jan. 7, 2012 at Hou.)*
	2	2013 (Jan. 5, 2014 vs. S.D.)*
HALF	2	1973 (Dec. 23, 1973 at Mia.)**1st half
	2	1982 (Jan. 9, 1983 vs. NYJ)+2nd half

PASSING TOUCHDOWNS

GAME	3	1975 (Dec. 28, 1975 at Oak.)*
	3	2005 (Jan. 8, 2006 vs. Pitt.)*
	3	2021 (Jan. 30, 2022 at K.C.)***
	3	2021 (Feb. 13, 2022 against LARams)###
HALF	3	2021 (Jan. 30, 2022 at K.C.)***1st half

FIELD GOALS

GAME	4	1981 (Jan. 24, 1982 against S.F.)#
	4	2012 (Jan. 5, 2013 at Hou.)*
	4	2014 (Jan.4, 2015 at Ind.)*
	4	2015 (Jan. 9, 2016 vs. Pitt.)*
	4	2021 (Jan. 15, 2022 vs. L.V.)*
HALF	3	2012 (Jan. 5, 2013 at Hou.)*1st half

OFFENSE

FIRST DOWNS

GAME	27	1973 (Dec. 23, 1973 at Mia.)**
	27	1975 (Dec. 28, 1975 at Oak.)*
	27	1982 (Jan. 9, 1983 vs. NYJ)+
HALF	18	2021 (Jan. 30, 2022 at K.C.)***1st half

TOTAL NET YARDS

GAME	517	1982 (Jan. 9, 1983 vs. NYJ)+
HALF	292	2021 (Jan. 30, 2022 at K.C.)***1st half

NET YARDS RUSHING

GAME	241	1973 (Dec. 23, 1973 at Mia.)**
HALF	155	1982 (Jan. 9, 1983 vs. NYJ)+2nd half

RUSHING ATTEMPTS

GAME	52	1973 (Dec. 23, 1973 at Mia.)**
HALF	26	1973 (Dec. 23, 1973 at Mia.)**1st half
	26	1973 (Dec. 23, 1973 at Mia.)**2nd half
	26	1975 (Dec. 28, 1975 at Oak.)*1st half

NET YARDS PASSING

GAME	368	2014 (Jan.4, 2015 at Ind.)*
HALF	238	1988 (Jan. 22, 1989 against S.F.)##2nd half

PASSING ATTEMPTS

GAME	54	2021 (Jan. 15, 2022 vs. L.V.)*
HALF	37	1988 (Dec. 31, 1988 vs. Sea.)*2nd half

COMPLETIONS

GAME	31	2014 (Jan.4, 2015 at Ind.)*
HALF	19	2012 (Jan. 5, 2013 at Hou.)*1st half

PASSES HAD INTERCEPTED

GAME	3	1988 (Jan. 8, 1989 vs. Buff.)*
	3	2021 (Jan. 22, 2022 at Tenn.)*
HALF	2	1981 (Jan. 3, 1982 vs. Buff.)*1st half
	2	1981 (Jan. 10, 1982 vs. S.D.)*1st half
	2	1988 (Jan. 8, 1989 vs. Buff.)*1st half
	2	2021 (Jan. 22, 2022 at Tenn.)*2nd half

SACKS ALLOWED

GAME	4	1988 (Jan. 22, 1989 against S.F.)##
	4	2015 (Jan. 9, 2016 vs. Pitt.)*
	4	2021 (Jan. 30, 2022 at K.C.)*
HALF	4	2021 (Jan. 30, 2022 at K.C.)*2nd half

DEFENSE

FEWEST POINTS ALLOWED

GAME	0	1970 (Dec. 26, 1970 at Balt.)*
HALF	0	(nine times)

FEWEST FIRST DOWNS ALLOWED

GAME	7	1970 (Dec. 26, 1970 at Balt.)*
HALF	2	1970 (Dec. 26, 1970 at Balt.)*1st half
	2	2015 (Jan. 9, 2016 vs. Pitt.)*1st half

FEWEST TOTAL NET YARDS ALLOWED

GAME	139	1970 (Dec. 26, 1970 at Balt.)*
HALF	21	1970 (Dec. 26, 1970 at Balt.)*1st half

FEWEST NET YARDS RUSHING ALLOWED

GAME	62	1982 (Jan. 9, 1983 vs. NYJ)+
HALF	7	2021 (Jan. 22, 2022 at Tenn.)*1st half

FEWEST NET YARDS PASSING ALLOWED

GAME	58	1990 (Jan. 13, 1991 at L.A.-Raid.)*
HALF	-6	2012 (Jan. 5, 2013 at Hou.)*1st half

INTERCEPTIONS

GAME	3	1982 (Jan. 9, 1983 vs. NYJ)+
	3	2011 (Jan. 7, 2012 at Hou.)*
HALF	2	1982 (Jan. 9, 1983 vs. NYJ)+2nd half
	2	1988 (Jan. 8, 1989 vs. Buff.)*1st half
	2	2005 (Jan. 8, 2006 vs. Pitt.)*2nd half
	2	2011 (Jan. 7, 2012 at Hou.)*2nd half
	2	2013 (Jan. 5, 2014 vs. S.D.)*2nd half

SACKS

GAME	9	2021 (Jan. 22, 2022 at Tenn.)*
HALF	6	2021 (Feb. 13, 2022 against LARams)###2nd half

MISCELLANEOUS

MOST PENALTIES INCURRED

GAME	12	1982 (Jan. 9, 1983 vs. NYJ)+
HALF	7	1982 (Jan. 9, 1983 vs. NYJ)+2nd half

MOST PENALTY YARDS INCURRED

GAME	142	2015 (Jan. 9, 2016 vs. Pitt.)*
HALF	87	2015 (Jan. 9, 2016 vs. Pitt.)*2nd half

MOST TIME OF POSSESSION

GAME	38:49	2012 (Jan. 5, 2013 at Hou.)*
HALF	22:53	2012 (Jan. 5, 2013 at Hou.)*1st half

NOTE: Time of possession was not recorded until 1977, and thus is not available for the Bengals' 1970, '73 and '75 playoff games.

ALL-TIME POSTSEASON STATISTICS

ALL-TIME POSTSEASON RECORD: 8-15

DATE	W-L	SCORE	OPPONENT	ATTENDANCE	SCORING	TD	TD-R	TD-P	TD-Rt	PAT	FG	S	PTS	RUSHING	ATT	YDS	AVG	LG	TD
12-26-70**	L	0-17	at Baltimore	51,127	Jim Breech.....	0	0	0	0	25-25	9-11	0	52	Ickey Woods.....	89	391	4.4	30	4
12-23-73**	L	16-34	at Miami	74,770	Evan McPherson.....	0	0	0	0	6-6	14-14	0	48	Joe Mixon.....	67	262	3.9	23	1
12-28-75**	L	28-31	at Oakland	53,039	Ickey Woods.....	4	4	0	0	—	—	0	24	Pete Johnson.....	61	187	3.1	14	2
1-3-82**	W	28-21	BUFFALO	55,420	Dan Ross.....	3	0	3	0	—	—	0	18	Cedric Benson.....	28	183	6.5	47	2
1-10-82***	W	27-7	SAN DIEGO	46,302	Mike Nugent.....	0	0	0	0	4-4	4-5	0	16	James Brooks.....	43	145	3.4	26	0
1-24-82#	L	21-26	VS. SAN FRANCISCO	81,270	Charles Alexander.....	2	2	0	0	—	—	0	12	Charles Alexander.....	34	125	3.7	20	2
1-9-83+	L	17-44	N.Y. JETS	57,560	Cedric Benson.....	2	2	0	0	—	—	0	12	Ken Anderson.....	19	112	5.9	22	1
12-31-88**	W	21-13	SEATTLE	58,560	Isaac Curtis.....	2	0	2	0	—	—	0	12	BenJarvus Green-Ellis.....	19	105	5.5	29	0
1-8-89***	W	21-10	BUFFALO	59,747	Tee Higgins.....	2	0	2	0	—	—	0	12	Boomer Esiason.....	19	105	5.5	29	1
1-22-89##	L	16-20	vs. San Francisco	75,129	Jeremy Hill.....	2	2	0	0	—	—	0	12	Jeremy Hill.....	25	97	3.9	38	2
1-6-91*	W	41-14	HOUSTON	60,012	Stanford Jennings.....	2	0	1	1	—	—	0	12	Andy Dalton.....	16	92	5.8	16	0
1-13-91**	L	10-20	at L.A. Raiders	92,045	Pete Johnson.....	2	2	0	0	—	—	0	12	Boobie Clark.....	15	86	5.7	15	0
1-8-06*	L	17-31	PITTSBURGH	65,870	Stanley Wilson.....	2	2	0	0	—	—	0	12	Giovani Bernard.....	21	79	3.8	14	0
1-9-10*	L	14-24	N.Y. JETS	63,686	Horst Muhlmann.....	0	0	0	0	1-1	3-4	0	10	Stanley Wilson.....	12	74	6.2	20	2
1-7-12*	L	10-31	at Houston	71,725	Josh Brown.....	0	0	0	0	1-1	2-2	0	7	Rudi Johnson.....	13	56	4.3	20	1
1-5-13*	L	13-19	at Houston	71,738	Shayne Graham.....	0	0	0	0	4-4	1-3	0	7	Harold Green.....	11	55	5.0	12	0
1-5-14*	L	10-27	SAN DIEGO	62,277	Ken Anderson.....	1	1	0	0	—	—	0	6	Eric Ball.....	12	47	3.9	14	1
1-4-15*	L	10-26	at Indianapolis	63,385	Eric Ball.....	1	1	0	0	—	—	0	6	Lenvil Elliott.....	11	40	3.6	9	1
1-9-16*	L	16-18	PITTSBURGH	63,257	Don Bass.....	0	1	0	0	—	—	0	6	Brian Leonard.....	4	36	9.0	19	0
1-15-22*	W	26-19	LAS VEGAS	66,277	Tyler Boyd.....	1	0	1	0	—	—	0	6	Ja'Marr Chase.....	6	32	5.3	15	0
1-22-22**	W	19-16	at Tennessee	69,242	James Brooks.....	1	0	1	0	—	—	0	6	Joe Burrow.....	11	31	2.8	11	0
1-30-22***	W	27-24 (OT)	at Kansas City	73,377	Ja'Marr Chase.....	1	0	1	0	—	—	0	6	Stanford Jennings.....	9	31	3.4	10	0
2-13-22###	L	20-23	L.A. RAMS	70,048	Laveranues Coles.....	1	0	1	0	—	—	0	6	Rex Burkhead.....	2	27	13.5	23	0
* AFC Wild Card Playoff					Cris Collinsworth.....	1	0	1	0	—	—	0	6	Archie Griffin.....	5	25	5.0	8	0
** AFC Divisional Playoff					Neal Craig.....	1	0	0	1	—	—	0	6	Jon Kitna.....	4	25	6.3	12	0
*** AFC Championship					Lenvil Elliott.....	1	1	0	0	—	—	0	6	Paul Robinson.....	5	25	5.0	9	0
+ AFC First-Round Playoff (Super Bowl Tournament)					Boomer Esiason.....	1	1	0	0	—	—	0	6	Essex Johnson.....	7	17	2.4	14	0
# Super Bowl XVI (at Pontiac Silverdome in Pontiac, Mich.)					Stan Fritts.....	1	1	0	0	—	—	0	6	Virgil Carter.....	2	16	8.0	9	0
## Super Bowl XXIII (at Joe Robbie Stadium in Miami, Fla.)					A.J. Green.....	1	0	1	0	—	—	0	6	Stan Fritts.....	6	14	2.3	6	1
### Super Bowl LVI (at SoFi Stadium in Inglewood, Calif.)					Harold Green.....	1	0	1	0	—	—	0	6	Chris Evans.....	2	13	6.5	9	0
TEAM STATISTICS					BENGALS	OPPONENTS													
TOTAL FIRST DOWNS.....					418	457													
Rushing.....					166	176													
Passing.....					219	249													
Penalty.....					33	32													
3rd Down: Made-Att.....					118-298	113-286													
3rd Down Pct.....					39.6	39.5													
4th Down: Made-Att.....					10-24	6-13													
4th Down Pct.....					41.7	46.2													
POSSESSION AVG.....					(*NA)	(*NA)													
TOTAL NET YARDS.....					6714	8083													
Avg. Per Game.....					291.9	351.4													
Total Plays.....					1407	1445													
Avg. Per Play.....					4.8	5.6													
NET YARDS RUSHING.....					2584	3251													
Avg. Per Game.....					112.3	141.3													
Total Rushes.....					616	719													
NET YARDS PASSING.....					4130	4832													
Avg. Per Game.....					179.6	210.1													
Sacked-Yards Lost.....					79-515	39-295													
Gross Yards.....					4645	5127													
Att.-Completions.....					712-423	687-412													
Completion Pct.....					59.4	60.0													
Had Intercepted.....					22	25													
PUNTS-AVG.....					106-42.5	93-42.9													
Net Punting Avg.....					37.7	37.1													
PENALTIES-YARDS.....					109-977	125-1098													
FUMBLES-BALLS LOST.....					32-13	27-12													
TOUCHDOWNS.....					47	57													
Rushing.....					21	19													
Passing.....					23	36													
Returns.....					3	2													
SCORE BY PERIODS					1	2	3	4	OTPTS										
BENGALS.....					118	121	85	101	3	428									
OPPONENTS.....					78	177	117	143	0	515									
PASSING					ATT	CMP	YDS	CMP%	YDS/ATT	TD	TD%	INT	INT%	LG	SKD-YDS	RAT			
Joe Burrow.....					142	97	1105	68.3	7.78	5	3.5	2	1.4	75	19-137	97.3			
Ken Anderson.....					166	110	1321	66.3	7.96	9	5.4	6	3.6	53	21-116	93.5			
Boomer Esiason.....					99	51	600	51.5	6.06	4	4.0	3	3.0	46	14-104	71.1			
AJ McCarron.....					41	23	212	56.1	5.17	1	2.4	1	2.4	25	3-24	68.3			
Carson Palmer.....					37	19	212	51.4	5.73	1	2.7	1	2.7	66	3-36	66.5			
Jon Kitna.....					40	24	197	60.0	4.93	1	2.5	2	5.0	24	4-20	60.1			
Andy Dalton.....					158	88	873	55.7	5.53	1	0.6	6	3.8	49	12-61	57.8			
Virgil Carter.....					20	7	64	35.0	3.20	0	0.0	1	5.0	16	3-17	23.8			
Joe Mixon.....					1	1	6	100.0	6.00	1	100.0	0	0.0	61	0-0	131.3			
Jack Thompson.....					1	1	14	100.0	14.00	0	0.0	0	0.0	14	0-0	118.8			
Sam Wyche.....					1	1	29	100.0	29.00	0	0.0	0	0.0	29	0-0	118.8			
Turk Schonert.....					1	0	0	—	—	0	—	0	—	—	0-0	39.6			
Erik Wilhelm.....					5	1	12	20.0	2.40	0	0.0	0	0.0	12	0-0	39.6			
BENGALS.....					712	423	4645	59.4	6.52	23	3.2	22	3.1	75	79-515	76.7			
OPPONENTS.....					687	412	5127	60.0	7.46	36	5.2	25	3.6	60	39-295	85.5			

(All-time postseason statistics, continued)

RECEIVING	REC	YDS	AVG	LG	TD
Dan Ross.....	28	333	11.9	26	3
Ja'Marr Chase.....	25	368	14.7	57	1
Cris Collinsworth.....	21	354	16.9	53	1
Tee Higgins.....	18	309	17.2	75t	2
A.J. Green.....	18	232	12.9	45	1
Joe Mixon.....	18	107	5.9	21	0
Giovani Bernard.....	17	121	7.1	17	0
Marvin Jones.....	15	196	13.1	49	0
C.J. Uzomah.....	15	146	9.7	32	1
Tyler Boyd.....	15	110	7.3	16	1
Jermaine Gresham.....	14	117	8.4	16	1
Isaac Curtis.....	13	184	14.2	32t	2
Rodney Holman.....	11	184	16.7	46	0
Lenvil Elliott.....	10	62	6.2	16	0
Pete Johnson.....	9	52	5.8	14	0
Eddie Brown.....	8	87	10.9	23	0
Brian Leonard.....	8	43	5.4	16	0
Chip Myers.....	7	133	19.0	37	0
Mohamed Sanu.....	7	61	8.7	13	0
Tim McGee.....	7	60	8.6	19	0
Steve Kreider.....	6	119	19.8	42	0
Chad Johnson.....	6	87	14.5	24	0
James Brooks.....	6	84	14.0	22	1
Boobie Clark.....	6	56	9.3	26	0
Laveranues Coles.....	6	48	8.0	13	1
Andrew Hawkins.....	6	43	7.2	10	0
Charles Alexander.....	6	38	6.3	16	0
Chris Perry.....	6	11	1.8	6	0
Charlie Joiner.....	5	93	18.6	28	1
Kevin Walter.....	5	73	14.6	24	0
Tyler Eifert.....	5	58	11.6	18	0
Samaje Perine.....	4	47	11.8	41t	1
Rex Burkhead.....	4	39	9.8	26	0
T.J. Houshmandzadeh.....	4	25	6.3	8	1
Cedric Benson.....	4	10	2.5	5	0
Ryan Hewitt.....	3	37	12.3	14	0
Jerome Simpson.....	3	33	11.0	16	0
Bernard Scott.....	3	29	9.7	11	0
Jeremy Hill.....	3	27	9.0	13	0
Quan Cosby.....	3	26	8.7	14	0
Stanford Jennings.....	3	23	7.7	12	1
Jim Riggs.....	3	18	6.0	13	0
Ickey Woods.....	3	18	6.0	9	0
Archie Griffin.....	3	14	4.7	6	0
M.L. Harris.....	2	28	14.0	20	1
Andre Caldwell.....	2	25	12.5	13	0
Ryan Whalen.....	2	24	12.0	20	0
Eric Kattus.....	2	19	9.5	10	1
Harold Green.....	2	15	7.5	13	1
Bruce Coslet.....	2	14	7.0	9	0
Rudi Johnson.....	2	14	7.0	11	0
Jess Phillips.....	2	12	6.0	6	0
Matt Schobel.....	2	11	5.5	8	0
BenJarvus Green-Ellis.....	2	-9	-4.5	-3	0
Chris Henry.....	1	66	66.0	66	0
Donald Lee.....	1	36	36.0	36	0
Ira Hillary.....	1	17	17.0	17	0
Mike D. Thomas.....	1	17	17.0	17	0
Mike Barber.....	1	12	12.0	12	0
Speedy Thomas.....	1	9	9.0	9	0
Kevin Brock.....	1	7	7.0	7	0
Essex Johnson.....	1	6	6.0	6	0
Reggie Kelly.....	1	4	4.0	4	0
Drew Sample.....	1	4	4.0	4	0
Don Bass.....	1	3	3.0	3t	1
Chris Evans.....	1	3	3.0	3	0
Bob Trumpy.....	1	-7	-7.0	7	0
BENGALS.....	423	4645	11.0	75t	23
OPPONENTS.....	412	5127	12.4	60	36

INTERCEPTIONS	NO	YDS	AVG	LG	TD
David Fulcher	3	54	18.0	43	0
Ken Riley	3	34	11.3	34	0
Eric Thomas	2	26	13.0	26	0
Jessie Bates III	2	0	0.0	0	0
Neal Craig	1	45	45.0	45t	1
Bobby Kemp	1	24	24.0	24	0
Leon Hall	1	21	21.0	21t	1
Mike Hilton	1	19	19.0	19	0
Bo Harris	1	16	16.0	16	0
Vonn Bell	1	5	5.0	5	0
B.J. Hill	1	3	3.0	3	0
Germaine Pratt	1	2	2.0	2	0
Chidobe Awuzie	1	1	1.0	1	0
Louis Breeden	1	0	0.0	0	0
Vontaze Burfict	1	0	0.0	0	0
Tommy Casanova	1	0	0.0	0	0
Solomon Wilcotts	1	0	0.0	0	0
Logan Wilson	1	0	0.0	0	0
Lewis Billups	1	-3	-3.0	-3	0
BENGALS	25	247	9.9	45t	2
OPPONENTS	22	410	18.6	98t	2

PUNTING	NO	YDS	AVG	NET	TB	IN-20	LG	BLK.
Kevin Huber	42	1879	44.7	41.3	1	14	62	0
Lee Johnson	25	1111	44.4	38.6	0	8	64	0
Kyle Larson	3	131	43.7	36.7	0	0	51	0
Pat McInally	12	487	40.6	37.0	1	2	60	0
Zoltan Mesko	3	118	39.3	32.7	1	2	50	0
Dave Lewis	15	567	37.8	34.2	1	1	53	0
Dave Green	6	215	35.8	21.8	1	0	44	0
BENGALS	106	4508	42.5	37.7	5	27	64	0
OPPONENTS	93	3986	42.9	37.1	7	25	68	0

PUNT RETURNS	NO	FC	YDS	AVG	LG	TD
Rico Murray	1	0	23	23.0	23	0
Tommy Casanova	1	0	15	15.0	15	0
Mitchell Price	3	0	42	14.0	34	0
Trent Taylor	6	5	76	12.7	20	0
Mike Fuller	5	2	62	12.4	27	0
Adam Jones	3	1	25	8.3	24	0
Keiwan Ratliff	2	0	15	7.5	8	0
Ira Hillary	6	1	43	7.2	16	0
Lyle Blackwood	1	0	7	7.0	7	0
Brandon Tate	10	6	67	6.7	19	0
Lemar Parrish	3	1	17	5.7	11	0
Ray Horton	1	0	5	5.0	5	0
Rickey Dixon	1	0	0	0.0	0	0
Quan Cosby	0	3	0	—	—	0
Speedy Thomas	0	2	0	—	—	0
BENGALS	43	21	397	9.2	34	0
OPPONENTS	55	25	414	7.5	45	0

KICKOFF RETURNS	NO	YDS	AVG	LG	TD
Bernard Scott.....	2	74	37.0	56	0
Stanford Jennings.....	8	240	30.0	93t	1
Brandon Tate.....	7	193	27.6	43	0
Adam Jones.....	9	233	25.9	34	0
Tab Perry.....	5	119	23.8	32	0
Chris Evans.....	9	211	23.4	32	0
Rodney Tate.....	1	22	22.0	22	0
Eric Ball.....	2	42	21.0	28	0
Bernard Jackson.....	3	60	20.0	25	0
James Brooks.....	2	38	19.0	23	0
Brian Leonard.....	3	54	18.0	25	0
Lenvil Elliott.....	1	18	18.0	18	0
David Verser.....	17	302	17.8	40	0
Lemar Parrish.....	2	35	17.5	25	0
Ron Lamb.....	1	17	17.0	17	0
Cedric Peerman.....	2	33	16.5	23	0
Paul Robinson.....	2	29	14.5	24	0
Eddie Brown.....	1	12	12.0	12	0
Ira Hillary.....	3	24	8.0	13	0
Kevin Walter.....	1	8	8.0	8	0
Guy Frazier.....	1	0	0.0	0	0
Archie Griffin.....	1	0	0.0	0	0
BENGALS.....	83	1764	21.3	93t	1
OPPONENTS.....	66	1256	19.0	38	0

FIELD GOALS	1-19	20-29	30-39	40-49	50+
Josh Brown.....	0-0	0-0	1-1	1-1	0-0
Jim Breech.....	0-0	3-3	4-5	2-3	0-0
Shayne Graham.....	0-0	1-2	0-1	0-0	0-0
Evan McPherson.....	0-0	2-2	7-7	2-2	3-3
Horst Muhlmann.....	1-1	1-1	0-0	1-1	0-1
Mike Nugent.....	0-0	0-0	2-2	1-1	1-2
BENGALS.....	1-1	7-8	14-16	7-8	4-6
OPPONENTS.....	0-1	17-18	11-12	10-14	2-4

DEFENSE	ST	AT	TT	SKS-YDS	INT-YDS	PD	FF	FR-YDS
(NA***).....	—	—	—	—	—	—	—	—

BLOCKED KICKS	BP	BFG	BXP
Bill Bergey (1970).....	0	1	0
Sherman White (1975).....	0	1	0

* NOTE: It is not possible to accurately list all-time postseason possession averages because time of possession was not recorded until 1977. Postseason possession averages after 1977 are listed in the year-by-year breakdowns on the following pages.

** NOTE: The Bengals' and their opponents' two-point conversion totals listed here were recorded in 2005 and thereafter. Prior to that season, all of the Bengals' playoff appearances had occurred in years in which the two-point conversion did not exist. The two-point conversion, which existed in the AFL when the Bengals were members in 1968 and '69, was not instituted in the NFL until '94.

*** NOTE: It is not possible to accurately list all-time postseason defensive statistics because the three types of defensive statistics — defense, special teams and miscellaneous — were combined through 1987, but separated in '88 and thereafter. Defensive statistics are, however, listed in each of the year-by-year breakdowns on the following pages. All defensive statistics on the following pages are press box statistics produced at the games.

1970 POSTSEASON STATISTICS

POSTSEASON RECORD: 0-1

HEAD COACH: PAUL BROWN
REGULAR-SEASON RECORD: 8-6
 (1ST IN AFC CENTRAL)

DATE	W-L	SCORE	OPPONENT	ATTENDANCE
12-26-70**	L	0-17	at Baltimore	51,127

** AFC Divisional Playoff

TEAM STATISTICS	BENGALS	OPPONENTS
TOTAL FIRST DOWNS.....	7	15
Rushing.....	2	12
Passing.....	5	3
Penalty.....	0	0
3rd Down: Made-Att.....	3-14	6-14
3rd Down: Pct.....	21.4	42.9
4th Down: Made-Att.....	0-1	0-0
4th Down: Pct.....	0.0	—
POSSESSION AVG.....	(¹ NA)	(¹ NA)
TOTAL NET YARDS.....	139	299
Avg. Per Game.....	139.0	299.0
Total Plays.....	46	66
Avg. Per Play.....	3.0	4.5
NET YARDS RUSHING.....	63	170
Avg. Per Game.....	63.0	170.0
Total Rushes.....	22	47
NET YARDS PASSING.....	76	129
Avg. Per Game.....	76.0	129.0
Sacked-Yards Lost.....	3-17	2-16
Gross Yards.....	93	145
Att.-Completions.....	21-8	17-6
Completion Pct.....	38.1	35.3
Had Intercepted.....	1	0
PUNTS-AVG.....	8-39.1	6-38.3
Net Punting Avg.....	35.6	37.3
PENALTIES-YARDS.....	1-5	6-63
FUMBLES-BALLS LOST.....	1-0	0-0
TOUCHDOWNS.....	0	2
Rushing.....	0	0
Passing.....	0	2
Returns.....	0	0

SCORE BY PERIODS	1	2	3	4	OT	PTS
BENGALS.....	0	0	0	0	0	0
OPPONENTS.....	7	3	0	7	0	17

SCORING	TD	TD-R	TD-P	TD-Rt	PAT	FG	S	PTS
(none).....	0	0	0	0	0-0	0-0	0	0
BENGALS.....	0	0	0	0	0-0	0-1	0	0
OPPONENTS.....	2	0	2	0	2-2	1-3	0	17

Two-point conversions: (NA**).

Fumbles-lost: Lemar Parrish 1-0. BENGALS 1-0, OPPONENTS 0-0.

PASSING	ATT	CMP	YDS	CMP%	YDS/ATT	TD	TD%	INT	INT%	LG	SKD-YDS	RAT
Virgil Carter.....	20	7	64	35.0	3.20	0	0.0	1	5.0	16	3-17	23.8
Sam Wyche.....	1	1	29	100.0	29.00	0	0.0	0	0.0	29	0-0	118.8
BENGALS.....	21	8	93	38.1	4.43	0	0.0	1	4.8	29	3-17	32.4
OPPONENTS.....	17	6	145	35.3	8.53	2	11.8	0	0.0	53	2-16	106.3

RUSHING	ATT	YDS	AVG	LG	TD
Paul Robinson.....	5	25	5.0	9	0
Virgil Carter.....	2	16	8.0	9	0
Jess Phillips.....	10	12	1.2	4	0
Dave Lewis.....	3	10	3.3	9	0
Essex Johnson.....	2	0	0.0	3	0
BENGALS.....	22	63	2.9	9	0
OPPONENTS.....	47	170	3.6	17	0

RECEIVING	REC	YDS	AVG	LG	TD
Chip Myers.....	4	66	16.5	29	0
Jess Phillips.....	2	12	6.0	6	0
Speedy Thomas.....	1	9	9.0	9	0
Essex Johnson.....	1	6	6.0	6	0
BENGALS.....	8	93	11.6	29	0
OPPONENTS.....	6	145	24.2	53	2

INTERCEPTIONS	NO	YDS	AVG	LG	TD
(none).....	0	0	—	—	0
BENGALS.....	0	0	—	—	0
OPPONENTS.....	1	0	0.0	0	0

PUNTING	NO	YDS	AVG	NET	TB	IN-20	LG	BLK.
Dave Lewis.....	8	313	39.1	35.6	0	1	53	0
BENGALS.....	8	313	39.1	35.6	0	1	53	0
OPPONENTS.....	6	230	38.3	37.3	0	0	45	0

PUNT RETURNS	NO	FC	YDS	AVG	LG	TD
Lemar Parrish.....	2	1	6	3.0	3	0
Speedy Thomas.....	0	2	0	—	—	0
BENGALS.....	2	3	6	3.0	3	0
OPPONENTS.....	7	0	28	4.0	10	0

KICKOFF RETURNS	NO	YDS	AVG	LG	TD
Paul Robinson.....	2	29	14.5	24	0
Ron Lamb.....	1	17	17.0	17	0
BENGALS.....	3	46	15.3	24	0
OPPONENTS.....	1	0	0.0	0	0

FIELD GOALS	1-19	20-29	30-39	40-49	50+
Horst Muhlmann.....	0-0	0-0	0-0	0-0	0-1
BENGALS.....	0-0	0-0	0-0	0-0	0-1
OPPONENTS.....	0-0	0-0	0-0	1-2	0-1

Horst Muhlmann: (50B).

Opponents: (50B, 44G, 44WR).

DEFENSE***	ST	AT	TT	SKS-YDS	INT-YDS	PD	^FF	FR-YDS
Bill Bergey.....	7	7	14	0-0	0-0	0	(¹ NA)	0-0
Steve Chomyszak.....	5	6	11	1-8	0-0	1	(¹ NA)	0-0
Ken Avery.....	5	4	9	0-0	0-0	0	(¹ NA)	0-0
Al Beauchamp.....	6	2	8	0-0	0-0	0	(¹ NA)	0-0
Royce Berry.....	4	4	8	1-8	0-0	1	(¹ NA)	0-0
Ken Dyer.....	3	5	8	0-0	0-0	0	(¹ NA)	0-0
Mike Reid.....	6	1	7	0-0	0-0	0	(¹ NA)	0-0
Ron Carpenter.....	4	2	6	0-0	0-0	0	(¹ NA)	0-0
Lemar Parrish.....	4	0	4	0-0	0-0	1	(¹ NA)	0-0
Fletcher Smith.....	3	0	3	0-0	0-0	0	(¹ NA)	0-0
Nick Roman.....	2	1	3	0-0	0-0	0	(¹ NA)	0-0
Martin Baccaglio.....	2	0	2	0-0	0-0	0	(¹ NA)	0-0
Ron Lamb.....	1	1	2	0-0	0-0	0	(¹ NA)	0-0
John Guillory.....	1	0	1	0-0	0-0	0	(¹ NA)	0-0
Essex Johnson.....	1	0	1	0-0	0-0	0	(¹ NA)	0-0
Bill Peterson.....	1	0	1	0-0	0-0	0	(¹ NA)	0-0
Ken Riley.....	0	1	1	0-0	0-0	2	(¹ NA)	0-0

BLOCKED KICKS	BP	BFG	BXP
Bill Bergey.....	0	1	0

* NOTE: Time of possession was not recorded until 1977.

** NOTE: The two-point conversion was not instituted in the NFL until 1994.

*** NOTE: It was not standard practice to separate the three types of defensive statistics — defense, special teams and miscellaneous — until 1988. Thus, the defensive statistics listed above include the combined totals of all three types. All defensive statistics above are press box statistics produced at the games.

^ NOTE: Forced fumbles were not recorded until 1976.

1973 POSTSEASON STATISTICS

POSTSEASON RECORD: 0-1

HEAD COACH: PAUL BROWN
REGULAR-SEASON RECORD: 10-4
 (1ST IN AFC CENTRAL)

DATE	W-L	SCORE	OPPONENT	ATTENDANCE
12-23-73**	L	16-34	at Miami	74,770

** AFC Divisional Playoff

TEAM STATISTICS	BENGALS	OPPONENTS
TOTAL FIRST DOWNS.....	11	27
Rushing.....	5	18
Passing.....	6	9
Penalty.....	0	0
3rd Down: Made-Att.....	5-14	10-14
3rd Down: Pct.....	35.7	71.4
4th Down: Made-Att.....	0-0	0-0
4th Down: Pct.....	—	—
POSSESSION AVG.....	*NA	*NA
TOTAL NET YARDS.....	194	400
Avg. Per Game.....	194.0	400.0
Total Plays.....	50	71
Avg. Per Play.....	3.9	5.6
NET YARDS RUSHING.....	97	241
Avg. Per Game.....	97.0	241.0
Total Rushes.....	20	52
NET YARDS PASSING.....	97	159
Avg. Per Game.....	97.0	159.0
Sacked-Yards Lost.....	3-16	0-0
Gross Yards.....	113	159
Att.-Completions.....	27-14	19-11
Completion Pct.....	51.9	57.9
Had Intercepted.....	1	2
PUNTS-AVG.....	7-36.3	2-49.0
Net Punting Avg.....	32.6	36.0
PENALTIES-YARDS.....	2-19	1-5
FUMBLES-BALLS LOST.....	0-0	2-1
TOUCHDOWNS.....	1	4
Rushing.....	0	2
Passing.....	0	2
Returns.....	1	0

SCORE BY PERIODS	1	2	3	4	OT	PTS
BENGALS.....	3	13	0	0	0	16
OPPONENTS.....	14	7	10	3	0	34

SCORING	TD	TD-R	TD-P	TD-Rt	PAT	FG	S	PTS
Horst Muhlmann.....	0	0	0	0	1-1	3-3	0	10
Neal Craig.....	1	0	0	1	—	—	0	6
BENGALS.....	1	0	0	1	1-1	3-3	0	16
OPPONENTS.....	4	2	2	0	4-4	2-2	0	34

Two-point conversions: **NA.

Fumbles-lost: None. BENGALS 0-0, OPPONENTS 2-1.

PASSING	ATT	CMP	YDS	CMP%	YDS/ATT	TD	TD%	INT	INT%	LG	SKD-YDS	RAT
Ken Anderson.....	27	14	113	51.9	4.19	0	0.0	1	3.7	18	3-16	47.3
BENGALS.....	27	14	113	51.9	4.19	0	0.0	1	3.7	18	3-16	47.3
OPPONENTS.....	19	11	159	57.9	8.37	2	10.5	2	10.5	48	0-0	80.7

RUSHING	ATT	YDS	AVG	LG	TD
Boobie Clark.....	7	40	5.7	15	0
Ken Anderson.....	3	26	8.7	22	0
Essex Johnson.....	2	17	8.5	14	0
Lenvil Elliott.....	7	15	2.1	5	0
Boobie Clark.....	1	-1	-1.0	-1	0
BENGALS.....	20	97	4.9	22	0
OPPONENTS.....	52	241	4.6	27	2

RECEIVING	REC	YDS	AVG	LG	TD
Lenvil Elliott.....	9	53	5.9	16	0
Charlie Joiner.....	2	33	16.5	18	0
Boobie Clark.....	2	18	9.0	12	0
Isaac Curtis.....	1	9	9.0	9	0
BENGALS.....	14	113	8.1	18	0
OPPONENTS.....	11	159	14.5	48	2

INTERCEPTIONS	NO	YDS	AVG	LG	TD
Neal Craig.....	1	45	45.0	45t	1
Tommy Casanova.....	1	0	0.0	0	0
BENGALS.....	2	45	22.5	45t	1
OPPONENTS.....	1	19	19.0	19	0

PUNTING	NO	YDS	AVG	NET	TB	IN-20	LG	BLK.
Dave Lewis.....	7	254	36.3	32.6	1	0	50	0
BENGALS.....	7	254	36.3	32.6	1	0	50	0
OPPONENTS.....	2	98	49.0	36.0	0	0	54	0

PUNT RETURNS	NO	FC	YDS	AVG	LG	TD
Tommy Casanova.....	1	0	15	15.0	15	0
Lemar Parrish.....	1	0	11	11.0	11	0
BENGALS.....	2	0	26	13.0	15	0
OPPONENTS.....	2	4	6	3.0	4	0

KICKOFF RETURNS	NO	YDS	AVG	LG	TD
Lemar Parrish.....	1	25	25.0	25	0
Bernard Jackson.....	1	17	17.0	17	0
BENGALS.....	2	42	21.0	25	0
OPPONENTS.....	2	14	7.0	14	0

FIELD GOALS	1-19	20-29	30-39	40-49	50+
Horst Muhlmann.....	1-1	1-1	0-0	1-1	0-0
BENGALS.....	1-1	1-1	0-0	1-1	0-0
OPPONENTS.....	0-0	0-0	0-0	1-1	1-1

Horst Muhlmann: (24G, 46G, 12G).

Opponents: (50G, 46G).

DEFENSE***	ST	AT	TT	SKS-YDS	INT-YDS	PD	*FF	FR-YDS
Bill Bergey.....	7	5	12	0-0	0-0	0	(*NA)	0-0
Ron Carpenter.....	7	5	12	0-0	0-0	0	(*NA)	0-0
Al Beauchamp.....	9	2	11	0-0	0-0	0	(*NA)	0-0
Tommy Casanova.....	9	1	10	0-0	1-0	1	(*NA)	0-0
Royce Berry.....	5	1	6	0-0	0-0	0	(*NA)	0-0
Sherman White.....	5	0	5	0-0	0-0	1	(*NA)	0-0
Ken Riley.....	4	1	5	0-0	0-0	0	(*NA)	0-0
Ken Avery.....	3	2	5	0-0	0-0	0	(*NA)	0-0
Neal Craig.....	3	2	5	0-0	1-45	1	(*NA)	0-0
Lemar Parrish.....	3	2	5	0-0	0-0	0	(*NA)	0-0
Ron Pritchard.....	3	2	5	0-0	0-0	0	(*NA)	0-0
Doug Adams.....	1	0	1	0-0	0-0	0	(*NA)	0-0
Tom DeLeone.....	1	0	1	0-0	0-0	0	(*NA)	0-0
Bernard Jackson.....	1	0	1	0-0	0-0	0	(*NA)	0-0
Jim LeClair.....	1	0	1	0-0	0-0	0	(*NA)	1-0
Bob Trumpy.....	1	0	1	0-0	0-0	0	(*NA)	0-0
Mike Reid.....	0	1	1	0-0	0-0	0	(*NA)	0-0

BLOCKED KICKS	BP	BFG	BXP
(none).....	0	0	0

* NOTE: Time of possession was not recorded until 1977.

** NOTE: The two-point conversion was not instituted in the NFL until 1994.

*** NOTE: It was not standard practice to separate the three types of defensive statistics — defense, special teams and miscellaneous — until 1988. Thus, the defensive statistics listed above include the combined totals of all three types. All defensive statistics above are press box statistics produced at the games.

^ NOTE: Forced fumbles were not recorded until 1976.

1975 POSTSEASON STATISTICS

POSTSEASON RECORD: 0-1

HEAD COACH: PAUL BROWN
REGULAR-SEASON RECORD: 11-3
 (2ND IN AFC CENTRAL: WILD CARD QUALIFIER)

DATE	W-L	SCORE	OPPONENT	ATTENDANCE
12-28-75**	L	28-31	at Oakland	53,039

** AFC Divisional Playoff

TEAM STATISTICS	BENGALS	OPPONENTS
TOTAL FIRST DOWNS.....	17	27
Rushing.....	8	9
Passing.....	6	15
Penalty.....	3	3
3rd Down: Made-Att.....	3-11	6-14
3rd Down: Pct.....	27.3	42.9
4th Down: Made-Att.....	1-2	0-0
4th Down: Pct.....	50.0	—
POSSESSION AVG.....	*NA	*NA
TOTAL NET YARDS.....	258	358
Avg. Per Game.....	258.0	358.0
Total Plays.....	57	75
Avg. Per Play.....	4.5	4.8
NET YARDS RUSHING.....	97	173
Avg. Per Game.....	97.0	173.0
Total Rushes.....	25	51
NET YARDS PASSING.....	161	185
Avg. Per Game.....	161.0	185.0
Sacked-Yards Lost.....	5-40	1-14
Gross Yards.....	201	199
Att.-Completions.....	27-17	23-17
Completion Pct.....	63.0	73.9
Had Intercepted.....	0	1
PUNTS-AVG.....	6-35.8	1-38.0
Net Punting Avg.....	21.8	31.0
PENALTIES-YARDS.....	5-37	7-64
FUMBLES-BALLS LOST.....	1-0	2-1
TOUCHDOWNS.....	4	4
Rushing.....	2	1
Passing.....	2	3
Returns.....	0	0

SCORE BY PERIODS	1	2	3	4	OT	PTS
BENGALS.....	0	7	7	14	0	28
OPPONENTS.....	3	14	7	7	0	31

SCORING	TD	TD-R	TD-P	TD-Rt	PAT	FG	S	PTS
Isaac Curtis.....	1	0	1	0	—	—	0	6
Lenvil Elliott.....	1	1	0	0	—	—	0	6
Stan Fritts.....	1	1	0	0	—	—	0	6
Charlie Joiner.....	1	0	1	0	—	—	0	6
Dave Green.....	0	0	0	0	4-4	0-0	0	4
BENGALS.....	4	2	2	0	4-4	0-0	0	28
OPPONENTS.....	4	1	3	0	4-4	1-3	0	31

Two-point conversions: *NA.

Fumbles-lost: Lyle Blackwood 1-0. BENGALS 1-0, OPPONENTS 2-1.

PASSING	ATT	CMP	YDS	CMP%	YDS/ATT	TD	TD%	INT	INT%	LG	SKD-YDS	RAT
Ken Anderson.....	27	17	201	63.0	7.44	2	7.4	0	0.0	37	5-40	110.3
BENGALS.....	27	17	201	63.0	7.44	2	7.4	0	0.0	37	5-40	110.3
OPPONENTS.....	23	17	199	73.9	8.65	3	13.0	1	4.3	36	1-14	121.2

RUSHING	ATT	YDS	AVG	LG	TD
Boobie Clark.....	8	46	5.8	10	0
Lenvil Elliott.....	4	25	6.3	9	1
Stan Fritts.....	6	14	2.3	6	1
Ken Anderson.....	3	12	4.0	8	0
Essex Johnson.....	3	0	0.0	6	0
Ed Williams.....	1	0	0.0	0	0
BENGALS.....	25	97	3.9	10	2
OPPONENTS.....	51	173	3.4	18	1

RECEIVING	REC	YDS	AVG	LG	TD
Boobie Clark.....	4	38	9.5	26	0
Chip Myers.....	3	67	22.3	37	0
Charlie Joiner.....	3	60	20.0	28	1
Isaac Curtis.....	3	20	6.7	14t	1
Bruce Coslet.....	2	14	7.0	9	0
Lenvil Elliott.....	1	9	9.0	9	0
Bob Trumpy.....	1	-7	-7.0	7	0
BENGALS.....	17	201	11.8	37	2
OPPONENTS.....	17	199	11.7	36	3

INTERCEPTIONS	NO	YDS	AVG	LG	TD
Ken Riley.....	1	34	34.0	34	0
BENGALS.....	1	34	34.0	34	0
OPPONENTS.....	0	0	—	—	0

PUNTING	NO	YDS	AVG	NET	TB	IN-20	LG	BLK.
Dave Green.....	6	215	35.8	21.8	1	0	44	0
BENGALS.....	6	215	35.8	21.8	1	0	44	0
OPPONENTS.....	1	38	38.0	31.0	0	0	38	0

PUNT RETURNS	NO	FC	YDS	AVG	LG	TD
Lyle Blackwood.....	1	0	7	7.0	7	0
BENGALS.....	1	0	7	7.0	7	0
OPPONENTS.....	4	0	64	16.0	24	0

KICKOFF RETURNS	NO	YDS	AVG	LG	TD
Bernard Jackson.....	2	43	21.5	25	0
Lenvil Elliott.....	1	18	18.0	18	0
Lemar Parrish.....	1	10	10.0	10	0
BENGALS.....	4	71	17.8	25	0
OPPONENTS.....	5	121	24.2	37	0

FIELD GOALS	1-19	20-29	30-39	40-49	50+
Dave Green.....	0-0	0-0	0-0	0-0	0-0
BENGALS.....	0-0	0-0	0-0	0-0	0-0
OPPONENTS.....	0-0	1-2	0-0	0-1	0-0

Dave Green: (—).
Opponents: (41S, 27G, 21B).

DEFENSE***	ST	AT	TT	SKS-YDS	INT-YDS	PD	*FF	FR-YDS
Jim LeClair.....	13	0	13	0-0	0-0	1	(*NA)	0-0
Bernard Jackson.....	9	0	9	0-0	0-0	1	(*NA)	0-0
Tommy Casanova.....	7	0	7	0-0	0-0	1	(*NA)	0-0
Ron Pritchard.....	7	0	7	0-0	0-0	0	(*NA)	0-0
Ken Riley.....	4	0	4	0-0	1-34	2	(*NA)	0-0
Sherman White.....	4	0	4	0-0	0-0	0	(*NA)	0-0
Al Beauchamp.....	3	0	3	0-0	0-0	0	(*NA)	0-0
Ken Johnson.....	3	0	3	0-0	0-0	0	(*NA)	0-0
Bob Brown.....	2	0	2	1-14	0-0	0	(*NA)	0-0
Ron Carpenter.....	2	0	2	0-0	0-0	0	(*NA)	1-0
Lemar Parrish.....	2	0	2	0-0	0-0	1	(*NA)	0-0
Brad Cousino.....	1	0	1	0-0	0-0	0	(*NA)	0-0
Dave Green.....	1	0	1	0-0	0-0	0	(*NA)	0-0
Bo Harris.....	1	0	1	0-0	0-0	0	(*NA)	0-0
Jack Novak.....	1	0	1	0-0	0-0	0	(*NA)	0-0

BLOCKED KICKS	BP	BFG	BXP
Sherman White.....	0	1	0

* NOTE: Time of possession was not recorded until 1977.

** NOTE: The two-point conversion was not instituted in the NFL until 1994.

*** NOTE: It was not standard practice to separate the three types of defensive statistics — defense, special teams and miscellaneous — until 1988. Thus, the defensive statistics listed above include the combined totals of all three types. All defensive statistics above are press box statistics produced at the games.

^ NOTE: Forced fumbles were not recorded until 1976.

1981 POSTSEASON STATISTICS

POSTSEASON RECORD: 2-1

HEAD COACH: FORREST GREGG
REGULAR-SEASON RECORD: 12-4
 (1ST IN AFC CENTRAL)

DATE	W-L	SCORE	OPPONENT	ATTENDANCE
1-3-82**	W	28-21	BUFFALO	55,420
1-10-82***	W	27-7	SAN DIEGO	46,302
1-24-82#	L	21-26	VS. SAN FRANCISCO	81,270

** AFC Divisional Playoff

*** AFC Championship

Super Bowl XVI (at Pontiac, Mich.)

TEAM STATISTICS	BENGALS	OPPONENTS
TOTAL FIRST DOWNS.....	65	59
Rushing.....	26	31
Passing.....	33	24
Penalty.....	6	4
3rd Down: Made-Att.....	17-34	16-36
3rd Down: Pct.....	50.0	44.4
4th Down: Made-Att.....	1-2	0-0
4th Down: Pct.....	50.0	—
POSSESSION AVG.....	30:28	29:32
TOTAL NET YARDS.....	979	912
Avg. Per Game.....	326.3	304.0
Total Plays.....	180	183
Avg. Per Play.....	5.4	5.0
NET YARDS RUSHING.....	351	389
Avg. Per Game.....	117.0	129.7
Total Rushes.....	93	99
NET YARDS PASSING.....	628	523
Avg. Per Game.....	209.3	174.3
Sacked-Yards Lost.....	9-39	3-21
Gross Yards.....	667	544
Att.-Completions.....	78-54	81-44
Completion Pct.....	69.2	54.3
Had Intercepted.....	2	4
PUNTS-AVG.....	10-40.1	9-41.1
Net Punting Avg.....	36.0	34.2
PENALTIES-YARDS.....	16-126	16-136
FUMBLES-BALLS LOST.....	5-3	6-3
TOUCHDOWNS.....	10	6
Rushing.....	5	3
Passing.....	5	3
Returns.....	0	0

SCORE BY PERIODS	1	2	3	4	OT	PTS
BENGALS.....	24	7	17	28	0	76
OPPONENTS.....	7	27	7	13	0	54

SCORING	TD	TD-R	TD-P	TD-Rt	PAT	FG	S	PTS
Jim Breech.....	0	0	0	0	10-10	2-3	0	16
Charles Alexander.....	2	2	0	0	—	—	0	12
Pete Johnson.....	2	2	0	0	—	—	0	12
Dan Ross.....	2	0	2	0	—	—	0	12
Ken Anderson.....	1	1	0	0	—	—	0	6
Don Bass.....	1	0	1	0	—	—	0	6
Cris Collinsworth.....	1	0	1	0	—	—	0	6
M.L. Harris.....	1	0	1	0	—	—	0	6
BENGALS.....	10	5	5	0	10-10	2-3	0	76
OPPONENTS.....	6	3	3	0	6-6	4-6	0	54

Two-point conversions: *NA.

Fumbles-lost: Cris Collinsworth 2-1, Archie Griffin 1-1, Dan Ross 1-1, Pete Johnson 1-0. BENGALS 5-3, OPPONENTS 6-3.

PASSING	ATT	CMP	YDS	CMP%	YDS/ATT	TD	TD%	INT	INT%	LG	SKD-YDS	RAT
Ken Anderson.....	77	53	653	68.8	8.48	5	6.5	2	2.6	49	9-39	105.6
Jack Thompson.....	1	1	14	100.0	14.00	0	0.0	0	0.0	14	0-0	118.8
BENGALS.....	78	54	667	69.2	8.55	5	6.4	2	2.6	49	9-39	106.1
OPPONENTS.....	81	44	544	54.3	6.72	3	3.7	4	4.9	54	3-21	67.1

RUSHING	ATT	YDS	AVG	LG	TD
Pete Johnson.....	52	161	3.1	11	2
Charles Alexander.....	27	111	4.1	20t	2
Ken Anderson.....	11	69	6.3	13	1
Archie Griffin.....	2	8	4.0	4	0
Cris Collinsworth.....	1	2	2.0	2	0
BENGALS.....	93	351	3.8	20t	5
OPPONENTS.....	99	389	3.9	44t	3

RECEIVING	REC	YDS	AVG	LG	TD
Dan Ross.....	22	244	11.1	19	2
Cris Collinsworth.....	9	159	17.7	49	1
Isaac Curtis.....	6	92	15.3	22	0
Pete Johnson.....	6	45	7.5	14	0
Charles Alexander.....	6	38	6.3	16	0
Steve Kreider.....	3	78	26.0	42	0
M.L. Harris.....	1	8	8.0	8t	1
Don Bass.....	1	3	3.0	3t	1
BENGALS.....	54	667	12.4	49	5
OPPONENTS.....	44	544	12.4	54	3

INTERCEPTIONS	NO	YDS	AVG	LG	TD
Bobby Kemp.....	1	24	24.0	24	0
Bo Harris.....	1	16	16.0	16	0
Louis Breeden.....	1	0	0.0	0	0
Ken Riley.....	1	0	0.0	0	0
BENGALS.....	4	40	10.0	24	0
OPPONENTS.....	2	52	26.0	27	0

PUNTING	NO	YDS	AVG	NET	TB	IN-20	LG	BLK.
Pat McInally.....	10	401	40.1	36.0	1	2	60	0
BENGALS.....	10	401	40.1	36.0	1	2	60	0
OPPONENTS.....	9	370	41.1	34.2	0	0	50	0

PUNT RETURNS	NO	FC	YDS	AVG	LG	TD
Mike Fuller.....	5	2	62	12.4	27	0
BENGALS.....	5	2	62	12.4	27	0
OPPONENTS.....	4	1	21	5.3	7	0

KICKOFF RETURNS	NO	YDS	AVG	LG	TD
David Verser.....	10	186	18.6	40	0
Guy Frazier.....	1	0	0.0	0	0
Archie Griffin.....	1	0	0.0	0	0
BENGALS.....	12	186	15.5	40	0
OPPONENTS.....	14	254	18.1	36	0

FIELD GOALS	1-19	20-29	30-39	40-49	50+
Jim Breech.....	0-0	0-0	2-3	0-0	0-0
BENGALS.....	0-0	0-0	2-3	0-0	0-0
OPPONENTS.....	0-0	3-3	0-1	1-1	0-1

Jim Breech: (33B), (31G, 38G), (—).

Opponents: (—), (37S, 50S), (22G, 26G, 40G, 23G).

DEFENSE**	ST	AT	TT	SKS-YDS	INT-YDS	PD	FF	FR-YDS
Ross Browner.....	20	4	24	1-9	0-0	0	0	1-0
Reggie Williams.....	12	7	19	0-0	0-0	3	1	0-0
Bryan Hicks.....	14	4	18	0-0	0-0	2	1	0-0
Bo Harris.....	13	5	18	1-5	1-16	1	0	0-0
Glenn Cameron.....	9	9	18	0-0	0-0	3	1	0-0
Louis Breeden.....	14	1	15	0-0	1-0	7	0	0-0
Bobby Kemp.....	9	6	15	0-0	1-24	7	0	0-0
Jim LeClair.....	6	6	12	0-0	0-0	3	0	0-0
Eddie Edwards.....	5	3	8	1-7	0-0	0	0	0-0
Ken Riley.....	6	1	7	0-0	1-0	6	0	0-0
Wilson Whitley.....	4	3	7	0-0	0-0	0	0	0-0
Ray Griffin.....	6	0	6	0-0	0-0	1	0	0-0
Tom Dinkel.....	3	3	6	0-0	0-0	0	0	0-0
Rick Razzano.....	4	0	4	0-0	0-0	0	1	0-0
Mike St. Clair.....	2	2	4	0-0	0-0	0	0	0-0
Oliver Davis.....	1	2	3	0-0	0-0	0	0	0-0
Mike Fuller.....	2	0	2	0-0	0-0	0	0	0-0
Guy Frazier.....	1	1	2	0-0	0-0	0	0	0-0
John Simmons.....	1	1	2	0-0	0-0	0	0	1-0
Jim Breech.....	1	0	1	0-0	0-0	0	0	0-0
Jim Hargrove.....	1	0	1	0-0	0-0	0	0	0-0
Max Montoya.....	1	0	1	0-0	0-0	0	1	0-0
David Verser.....	1	0	1	0-0	0-0	0	0	0-0
Mike Wilson.....	1	0	1	0-0	0-0	0	0	0-0
Blair Bush.....	0	1	1	0-0	0-0	0	0	0-0
Don Bass.....	0	0	0	0-0	0-0	1	0	1-0

BLOCKED KICKS	BP	BFG	BXP
(none).....	0	0	0

* NOTE: The two-point conversion was not instituted in the NFL until 1994.

** NOTE: It was not standard practice to separate the three types of defensive statistics — defense, special teams and miscellaneous — until 1988. Thus, the defensive statistics listed above include the combined totals of all three types. All defensive statistics above are press box statistics produced at the games.

1982 POSTSEASON STATISTICS

POSTSEASON RECORD: 0-1

HEAD COACH: FORREST GREGG
REGULAR-SEASON RECORD: 7-2
 (3RD IN AFC)

DATE	W-L	SCORE	OPPONENT	ATTENDANCE
1-9-83+	L	17-44	N.Y. JETS	57,560

+ AFC First-Round Playoff (Super Bowl Tournament)

TEAM STATISTICS		BENGALS	OPPONENTS
TOTAL FIRST DOWNS	23	27
Rushing	12	12
Passing	18	13
Penalty	2	2
3rd Down: Made-Att	7-10	6-9
3rd Down: Pct	70.0	66.7
4th Down: Made-Att	0-0	0-0
4th Down: Pct	—	—
POSSESSION AVG	31:16	28:44
TOTAL NET YARDS	395	517
Avg. Per Game	395.0	517.0
Total Plays	63	63
Avg. Per Play	6.3	8.2
NET YARDS RUSHING	62	234
Avg. Per Game	62.0	234.0
Total Rushes	21	34
NET YARDS PASSING	333	283
Avg. Per Game	333.0	283.0
Sacked-Yards Lost	4-21	0-0
Gross Yards	354	283
Att.-Completions	36-26	29-21
Completion Pct	72.2	72.4
Had Intercepted	3	1
PUNTS-AVG	2-43.0	0-0.0
Net Punting Avg	42.0	—
PENALTIES-YARDS	7-60	12-95
FUMBLES-BALLS LOST	2-1	2-1
TOUCHDOWNS	2	5
Rushing	0	2
Passing	2	2
Returns	0	1

SCORE BY PERIODS	1	2	3	4	OT	PTS
BENGALS	14	0	3	0	0	17
OPPONENTS	3	17	3	21	0	44

SCORING	TD	TD-R	TD-P	TD-Rt	PAT	FG	S	PTS
Isaac Curtis	1	0	1	0	—	—	0	6
Dan Ross	1	0	1	0	—	—	0	6
Jim Breech	0	0	0	0	2-2	1-2	0	5
BENGALS	2	0	2	0	2-2	1-2	0	17
OPPONENTS	5	2	2	1	5-5	3-3	0	44

Two-point conversions: *NA

Fumbles-lost: Archie Griffin 1-1, David Verser 1-0. BENGALS 2-1, OPPONENTS 2-1.

PASSING	ATT	CMP	YDS	CMP%	YDS/ATT	TD	TD%	INT	INT%	LG	SKD-YDS	RAT
Ken Anderson	35	26	354	74.3	10.11	2	5.7	3	8.6	53	4-21	89.5
Turk Schonert	1	0	0	0.0	0.0	0	0.0	0	0.0	—	0-0	39.6
BENGALS	36	26	354	72.2	9.83	2	5.6	3	8.3	53	4-21	87.0
OPPONENTS	29	21	283	72.4	9.76	2	6.9	1	3.4	49	0-0	111.7

RUSHING	ATT	YDS	AVG	LG	TD
Pete Johnson	9	26	2.9	14	0
Archie Griffin	3	17	5.7	8	0
Charles Alexander	7	14	2.0	6	0
Ken Anderson	2	5	2.5	3	0
BENGALS	21	62	3.0	14	0
OPPONENTS	34	234	6.9	35	2

RECEIVING	REC	YDS	AVG	LG	TD
Cris Collinsworth	7	120	17.1	53	0
Dan Ross	6	89	14.8	26	1
Isaac Curtis	3	63	21.0	32t	1
Steve Kreider	3	41	13.7	17	0
Archie Griffin	3	14	4.7	6	0
Pete Johnson	3	7	2.3	9	0
M.L. Harris	1	20	20.0	20	0
BENGALS	26	354	13.6	53	2
OPPONENTS	21	283	13.5	49	2

INTERCEPTIONS	NO	YDS	AVG	LG	TD
Ken Riley	1	0	0.0	0	0
BENGALS	1	0	0.0	0	0
OPPONENTS	3	138	46.0	98t	1

PUNTING	NO	YDS	AVG	NET	TB	IN-20	LG	BLK.
Pat McNally	2	86	43.0	42.0	0	0	45	0
BENGALS	2	86	43.0	42.0	0	0	45	0
OPPONENTS	0	0	—	—	0	0	—	0

PUNT RETURNS	NO	FC	YDS	AVG	LG	TD
(none)	0	0	0	—	—	0
BENGALS	0	0	0	—	—	0
OPPONENTS	1	1	2	2.0	2	0

KICKOFF RETURNS	NO	YDS	AVG	LG	TD
David Verser	7	116	16.6	21	0
Rodney Tate	1	22	22.0	22	0
BENGALS	8	138	17.3	22	0
OPPONENTS	4	69	17.3	20	0

FIELD GOALS	1-19	20-29	30-39	40-49	50+
Jim Breech	0-0	1-1	0-0	0-1	0-0
BENGALS	0-0	1-1	0-0	0-1	0-0
OPPONENTS	0-0	1-1	1-1	1-1	0-0

Jim Breech: (20G, 46WR).

Opponents: (32G, 24G, 47G).

DEFENSE**	ST	AT	TT	SKS-YDS	INT-YDS	PD	FF	FR-YDS
Glenn Cameron	8	0	8	0-0	0-0	0	0	0-0
Ross Browner	6	2	8	0-0	0-0	0	0	0-0
Reggie Williams	6	1	7	0-0	0-0	0	0	0-0
Ken Riley	5	1	6	0-0	1-0	1	0	0-0
Ray Griffin	5	0	5	0-0	0-0	0	0	0-0
Bobby Kemp	5	0	5	0-0	0-0	1	2	0-0
Mike Fuller	4	0	4	0-0	0-0	0	0	1-20
Bo Harris	4	0	4	0-0	0-0	0	0	0-0
Jim LeClair	2	2	4	0-0	0-0	0	0	0-0
Louis Breedon	1	2	3	0-0	0-0	0	0	0-0
Eddie Edwards	2	0	2	0-0	0-0	0	0	0-0
Bryan Hicks	2	0	2	0-0	0-0	0	0	0-0
John Simmons	2	0	2	0-0	0-0	0	0	0-0
Oliver Davis	1	0	1	0-0	0-0	0	0	0-0
Guy Frazier	1	0	1	0-0	0-0	0	0	0-0
Robert Jackson	1	0	1	0-0	0-0	0	0	0-0
Anthony Munoz	1	0	1	0-0	0-0	0	0	0-0
Dan Ross	1	0	1	0-0	0-0	0	0	0-0
David Verser	1	0	1	0-0	0-0	0	0	0-0
Wilson Whitley	1	0	1	0-0	0-0	1	0	0-0
Rick Razzano	0	1	1	0-0	0-0	0	0	0-0

BLOCKED KICKS	BP	BFG	BXP
(none)	0	0	0

* NOTE: The two-point conversion was not instituted in the NFL until 1994.

** NOTE: It was not standard practice to separate the three types of defensive statistics — defense, special teams and miscellaneous — until 1988. Thus, the defensive statistics listed above include the combined totals of all three types. All defensive statistics above are press box statistics produced at the games.

1988 POSTSEASON STATISTICS

POSTSEASON RECORD: 2-1

HEAD COACH: SAM WYCHE
REGULAR-SEASON RECORD: 12-4
 (1ST IN AFC CENTRAL)

DATE	W-L	SCORE	OPPONENT	ATTENDANCE
12-31-88**	W	21-13	SEATTLE	58,560
1-8-89***	W	21-10	BUFFALO	59,747
1-22-89##	L	16-20	vs. San Francisco	75,129

** AFC Divisional Playoff

*** AFC Championship

Super Bowl XXIII (at Miami, Fla.)

TEAM STATISTICS

	BENGALS	OPPONENTS
TOTAL FIRST DOWNS.....	58	52
Rushing.....	39	9
Passing.....	16	40
Penalty.....	3	3
3rd Down: Made-Att.....	17-41	6-35
3rd Down: Pct.....	41.5	17.1
4th Down: Made-Att.....	1-3	2-5
4th Down: Pct.....	33.3	40.0
POSSESSION AVG.....	35:50	24:10
TOTAL NET YARDS.....	823	928
Avg. Per Game.....	274.3	309.3
Total Plays.....	199	186
Avg. Per Play.....	4.1	5.0
NET YARDS RUSHING.....	535	179
Avg. Per Game.....	178.3	59.7
Total Rushes.....	125	60
NET YARDS PASSING.....	288	749
Avg. Per Game.....	96.0	249.7
Sacked-Yards Lost.....	10-58	10-68
Gross Yards.....	346	817
Att.-Completions.....	64-29	116-61
Completion Pct.....	45.3	52.6
Had Intercepted.....	3	5
PUNTS-AVG.....	17-42.2	16-42.8
Net Punting Avg.....	37.1	39.8
PENALTIES-YARDS.....	13-139	14-127
FUMBLES-BALLS LOST.....	6-2	5-2
TOUCHDOWNS.....	7	5
Rushing.....	5	1
Passing.....	1	4
Returns.....	1	0

SCORE BY PERIODS

	1	2	3	4	OT	PTS
BENGALS.....	14	24	10	10	0	58
OPPONENTS.....	3	10	3	27	0	43

SCORING

	TD	TD-R	TD-P	TD-Rt	PAT	FG	S	PTS
Ickey Woods.....	3	0	0	0	—	—	0	18
Jim Breech.....	0	0	0	0	7-7	3-3	0	16
Stanley Wilson.....	2	2	0	0	—	—	0	12
James Brooks.....	1	0	1	0	—	—	0	6
Stanford Jennings.....	1	0	0	1	—	—	0	6
BENGALS.....	7	5	1	1	7-7	3-3	0	58
OPPONENTS.....	5	1	4	0	4-5	3-6	0	43

Two-point conversions: *NA.

Fumbles-lost: Boomer Esiason 3-1, Ira Hillary 2-1, Rickey Dixon 1-0. BENGALS 6-2, OPPONENTS 5-2.

PASSING	ATT	CMP	YDS	CMP%	YDS/ATT	TD	TD%	INT	INT%	LG	SKD-YDS	RAT
Boomer Esiason.....	64	29	346	45.3	5.41	1	1.6	3	4.7	30	10-58	48.0
BENGALS.....	64	29	346	45.3	5.41	1	1.6	3	4.7	30	10-58	48.0
OPPONENTS.....	116	61	817	52.6	7.04	4	3.4	5	4.3	44	10-68	68.8

RUSHING	ATT	YDS	AVG	LG	TD
Ickey Woods.....	72	307	4.3	30	3
James Brooks.....	26	102	3.9	26	0
Stanley Wilson.....	12	74	6.2	20	2
Boomer Esiason.....	12	37	3.1	29	0
Stanford Jennings.....	3	15	5.0	8	0
BENGALS.....	125	535	4.3	30	5
OPPONENTS.....	60	179	3.0	13	1

RECEIVING	REC	YDS	AVG	LG	TD
Rodney Holman.....	7	82	11.7	24	0
Cris Collinsworth.....	5	75	15.0	30	0
James Brooks.....	5	62	12.4	20	1
Eddie Brown.....	4	55	13.8	23	0
Tim McGee.....	4	37	9.3	18	0
Jim Riggs.....	3	18	6.0	13	0
Ira Hillary.....	1	17	17.0	17	0
BENGALS.....	29	346	11.9	30	1
OPPONENTS.....	61	817	13.4	44	4

INTERCEPTIONS	NO	YDS	AVG	LG	TD
Eric Thomas.....	2	26	13.0	26	0
David Fulcher.....	1	0	0.0	0	0
Solomon Wilcotts.....	1	0	0.0	0	0
Lewis Billups.....	1	-3	-3.0	-3	0
BENGALS.....	5	23	4.6	26	0
OPPONENTS.....	3	25	8.3	25	0

PUNTING	NO	YDS	AVG	NET	TB	IN-20	LG	BLK.
Lee Johnson.....	17	718	42.2	37.1	0	7	63	0
BENGALS.....	17	718	42.2	37.1	0	7	63	0
OPPONENTS.....	16	684	42.8	39.8	0	2	55	0

PUNT RETURNS	NO	FC	YDS	AVG	LG	TD
Ira Hillary.....	6	1	43	7.2	16	0
Ray Horton.....	1	0	5	5.0	5	0
Rickey Dixon.....	1	0	0	0.0	0	0
BENGALS.....	8	1	48	6.0	16	0
OPPONENTS.....	9	2	88	9.8	45	0

KICKOFF RETURNS	NO	YDS	AVG	LG	TD
Stanford Jennings.....	4	154	38.5	93t	1
Ira Hillary.....	3	24	8.0	13	0
James Brooks.....	2	38	19.0	23	0
BENGALS.....	9	216	24.0	93t	1
OPPONENTS.....	11	200	18.2	26	0

FIELD GOALS	1-19	20-29	30-39	40-49	50+
Jim Breech.....	0-0	0-0	1-1	2-2	0-0
BENGALS.....	0-0	0-0	1-1	2-2	0-0
OPPONENTS.....	0-1	0-0	2-2	1-3	0-0

Jim Breech: (—), (—), (34G, 43G, 40G).

Opponents: (—), (43WL, 39G), (41G, 19WL, 32G, 49WR).

DEFENSE**	ST	AT	TT	SKS-YDS	INT-YDS	PD	FF	FR-YDS
Reggie Williams.....	13	4	17	3-21	0-0	0	0	0-0
Solomon Wilcotts.....	12	2	14	0-0	1-0	2	0	0-0
David Fulcher.....	10	3	13	1-6	1-0	4	1	0-0
Tim Krumrie.....	8	5	13	0-0	0-0	0	1	0-0
Lewis Billups.....	9	3	12	0-0	1-(-3)	7	0	0-0
Eric Thomas.....	10	1	11	0-0	2-26	10	0	0-0
Jason Buck.....	6	5	11	3-19	0-0	0	0	0-0
Barney Bussey.....	8	1	9	0-0	0-0	1	0	0-0
Leon White.....	8	1	9	0-0	0-0	0	0	0-0
Carl Zander.....	7	2	9	0-0	0-0	0	0	0-0
Ray Horton.....	6	2	8	0-0	0-0	0	1	0-0
David Grant.....	5	1	6	2-12	0-0	0	0	0-0
Leo Barker.....	4	1	5	0-0	0-0	0	0	0-0
Rickey Dixon.....	4	1	5	0-0	0-0	1	0	0-0
Joe Kelly.....	2	2	4	0-0	0-0	0	0	0-0
Jim Skow.....	2	1	3	1-10	0-0	0	0	2-0
Skip McClendon.....	2	0	2	0-0	0-0	0	0	0-0
Emmanuel King.....	0	1	1	0-0	0-0	0	0	0-0

SPECIAL TEAMS**	ST	AT	TT	FF	FR-YDS	BP	BFG	BXP
Barney Bussey.....	4	0	4	0	0-0	0	0	0
Leo Barker.....	2	2	4	0	0-0	0	0	0
Carl Parker.....	3	0	3	0	0-0	0	0	0
Ed Brady.....	2	1	3	0	0-0	0	0	0
Jim Riggs.....	2	0	2	0	0-0	0	0	0
Daryl Smith.....	2	0	2	0	0-0	0	0	0
Leon White.....	2	0	2	0	0-0	0	0	0
Ray Horton.....	1	0	1	0	0-0	0	0	0
Stanley Wilson.....	1	0	1	0	0-0	0	0	0
Stanford Jennings.....	0	1	1	0	0-0	0	0	0
Emmanuel King.....	0	1	1	0	0-0	0	0	0

MISCELLANEOUS DEFENSE**

ST	AT	TT	FF	FR-YDS
Eddie Brown.....	1	0	1	0
Rodney Holman.....	1	0	1	0

* NOTE: The two-point conversion was not instituted in the NFL until 1994.

** NOTE: All defensive statistics above are press box statistics produced at the games.

1990 POSTSEASON STATISTICS

POSTSEASON RECORD: 1-1

HEAD COACH: SAM WYCHE
REGULAR-SEASON RECORD: 9-7
 (1ST IN AFC CENTRAL)

DATE	W-L	SCORE	OPPONENT	ATTENDANCE
1-6-91*	W	41-14	HOUSTON	60,012
1-13-91**	L	10-20	at L.A. Raiders	92,045

* AFC Wild Card Playoff
 ** AFC Divisional Playoff

TEAM STATISTICS	BENGALS	OPPONENTS
TOTAL FIRST DOWNS	36	33
Rushing	22	15
Passing	12	18
Penalty	2	0
3rd Down: Made-Att.	9-25	7-20
3rd Down: Pct.	36.0	35.0
4th Down: Made-Att.	2-2	1-2
4th Down: Pct.	100.0	50.0
POSSESSION AVG.	34:01	25:59
TOTAL NET YARDS	531	615
Avg. Per Game	265.5	307.5
Total Plays	117	103
Avg. Per Play	4.5	6.0
NET YARDS RUSHING	311	302
Avg. Per Game	155.5	151.0
Total Rushes	73	45
NET YARDS PASSING	220	313
Avg. Per Game	110.0	156.5
Sacked-Yards Lost	4-46	4-24
Gross Yards	266	337
Att.-Completions	40-23	54-27
Completion Pct.	57.5	50.0
Had Intercepted	0	2
PUNTS-AVG.	8-49.1	8-41.9
Net Punting Avg.	41.8	34.1
PENALTIES-YARDS	5-45	5-33
FUMBLES-BALLS LOST	2-0	2-1
TOUCHDOWNS	6	4
Rushing	3	0
Passing	3	4
Returns	0	0

SCORE BY PERIODS	1	2	3	4	OT	PTS
BENGALS	10	13	14	14	0	51
OPPONENTS	0	7	10	17	0	34

SCORING	TD	TD-R	TD-P	TD-Rt	PAT	FG	S	PTS
Jim Breech	0	0	0	0	6-6	3-3	0	15
Eric Ball	1	1	0	0	—	—	0	6
Boomer Esiason	1	1	0	0	—	—	0	6
Harold Green	0	1	0	0	—	—	0	6
Stanford Jennings	1	0	1	0	—	—	0	6
Eric Kattus	1	0	1	0	—	—	0	6
Ickey Woods	1	1	0	0	—	—	0	6
BENGALS	6	3	3	0	6-6	3-3	0	51
OPPONENTS	4	0	4	0	4-4	2-2	0	34

Two-point conversions: *NA.

Fumbles-lost: David Fulcher 1-0, Stanford Jennings 1-0.
 BENGALS 2-0, OPPONENTS 2-1.

PASSING	ATT	CMP	YDS	CMP%	YDS/ATT	TD	TD%	INT	INT%	LG	SKD-YDS	RAT
Boomer Esiason	35	22	254	62.9	7.26	3	8.6	0	0.0	46	4-46	113.3
Erik Wilhelm	5	1	12	20.0	2.40	0	0.0	0	0.0	12	0-0	39.6
BENGALS	40	23	266	57.5	6.65	3	7.5	0	0.0	46	4-46	102.7
OPPONENTS	54	27	337	50.0	6.24	4	7.4	2	3.7	41t	4-24	79.0

RUSHING	ATT	YDS	AVG	LG	TD
Ickey Woods	17	84	4.9	18	1
Boomer Esiason	7	68	9.7	27	1
Harold Green	11	55	5.0	12	0
Eric Ball	12	47	3.9	14	1
James Brooks	17	43	2.5	14	0
Stanford Jennings	6	16	2.7	10	0
Erik Wilhelm	3	-2	-0.7	0	0
BENGALS	73	311	4.3	27	3
OPPONENTS	45	302	6.7	34	0

RECEIVING	REC	YDS	AVG	LG	TD
Rodney Holman	4	102	25.5	46	0
Eddie Brown	4	32	8.0	15	0
Stanford Jennings	3	23	7.7	12	1
Tim McGee	3	23	7.7	19	0
Ickey Woods	3	18	6.0	9	0
Eric Kattus	2	19	9.5	10	1
Harold Green	2	15	7.5	13	1
James Brooks	1	22	22.0	22	0
Mike Barber	1	12	12.0	12	0
BENGALS	23	266	11.6	46	3
OPPONENTS	27	337	12.5	41t	4

INTERCEPTIONS	NO	YDS	AVG	LG	TD
David Fulcher	2	54	27.0	43	0
BENGALS	2	54	27.0	43	0
OPPONENTS	0	0	—	—	0

PUNTING	NO	YDS	AVG	NET	TB	IN-20	LG	BLK.
Lee Johnson	8	393	49.1	41.8	0	1	64	0
BENGALS	8	393	49.1	41.8	0	1	64	0
OPPONENTS	8	335	41.9	34.1	1	4	52	0

PUNT RETURNS	NO	FC	YDS	AVG	LG	TD
Mitchell Price	3	0	42	14.0	34	0
BENGALS	3	0	42	14.0	34	0
OPPONENTS	4	2	59	14.8	19	0

KICKOFF RETURNS	NO	YDS	AVG	LG	TD
Stanford Jennings	4	86	21.5	30	0
Eric Ball	2	42	21.0	28	0
Eddie Brown	1	12	12.0	12	0
BENGALS	7	140	20.0	30	0
OPPONENTS	7	132	18.9	37	0

FIELD GOALS	1-19	20-29	30-39	40-49	50+
Jim Breech	0-0	2-2	1-1	0-0	0-0
BENGALS	0-0	2-2	1-1	0-0	0-0
OPPONENTS	0-0	1-1	0-0	1-1	0-0

Jim Breech: (27G, 30G), (27G).

Opponents: (—), (49G, 25G).

DEFENSE**	ST	AT	TT	SKS-YDS	INT-YDS	PD	FF	FR-YDS
Barney Bussey	12	0	12	0-0	0-0	0	0	0-0
Eric Thomas	8	1	9	0-0	0-0	1	0	0-0
David Grant	7	2	9	1-5	0-0	2	0	0-0
David Fulcher	5	4	9	0-0	2-54	4	0	0-0
James Francis	6	2	8	0-0	0-0	1	0	1-0
Tim Krumrie	6	1	7	0-0	0-0	0	0	0-0
Kevin Walker	4	1	5	0-0	0-0	0	0	0-0
Carl Zander	4	1	5	1-10	0-0	1	0	0-0
Lewis Billups	4	0	4	0-0	0-0	1	0	0-0
Rod Jones	3	1	4	0-0	0-0	1	0	0-0
Skip McClendon	3	1	4	0-0	0-0	0	0	0-0
Leon White	3	0	3	0-0	0-0	0	0	0-0
Solomon Wilcotts	1	1	2	0-0	0-0	1	0	0-0
Jason Buck	1	0	1	1-3	0-0	0	0	0-0
Carl Carter	1	0	1	0-0	0-0	0	0	0-0
(team)	—	—	—	1-6	—	—	—	—

SPECIAL TEAMS**	ST	AT	TT	FF	FR-YDS	BP	BFG	BXP
Ed Brady	3	0	3	0	0-0	0	0	0
Carl Zander	1	1	2	0	0-0	0	0	0
Eric Ball	1	0	1	0	0-0	0	0	0
Leo Barker	1	0	1	0	0-0	0	0	0
Barney Bussey	1	0	1	0	0-0	0	0	0
Carl Carter	1	0	1	0	0-0	0	0	0
Mitchell Price	1	0	1	0	0-0	0	0	0
Natu Tuatagaloa	1	0	1	0	0-0	0	0	0
Kevin Walker	0	1	1	0	0-0	0	0	0

MISCELLANEOUS DEFENSE**	ST	AT	TT	FF	FR-YDS
(none)	0	0	0	0	0-0

* NOTE: The two-point conversion was not instituted in the NFL until 1994.

** NOTE: All defensive statistics above are press box statistics produced at the games.

2005 POSTSEASON STATISTICS

POSTSEASON RECORD: 0-1

HEAD COACH: MARVIN LEWIS
REGULAR-SEASON RECORD: 11-5
 (1ST IN AFC NORTH)

DATE	W-L	SCORE	OPPONENT	ATTENDANCE
1-8-06*	L	17-31	PITTSBURGH	65,870

* AFC Wild Card Playoff

TEAM STATISTICS	BENGALS	OPPONENTS
TOTAL FIRST DOWNS.....	19	19
Rushing.....	4	9
Passing.....	13	8
Penalty.....	2	2
3rd Down: Made-Att.....	9-16	6-11
3rd Down Pct.	56.3	54.5
4th Down: Made-Att.....	0-1	0-0
4th Down Pct.	0.0	—
POSSESSION AVG.....	31:03	28:57
TOTAL NET YARDS.....	327	346
Avg. Per Game.....	327.0	346.0
Total Plays.....	65	56
Avg. Per Play.....	5.0	6.2
NET YARDS RUSHING.....	84	144
Avg. Per Game.....	84.0	144.0
Total Rushes.....	20	34
NET YARDS PASSING.....	243	202
Avg. Per Game.....	243.0	202.0
Sacked-Yards Lost.....	4-20	1-6
Gross Yards.....	263	208
Att.-Completions.....	41-25	21-14
Completion Pct.	61.0	66.7
Had Intercepted.....	2	0
PUNTS-AVG.....	3-43.7	3-47.0
Net Punting Avg.	36.7	35.3
PENALTIES-YARDS.....	7-90	6-39
FUMBLES-BALLS LOST.....	2-0	0-0
TOUCHDOWNS.....	2	4
Rushing.....	1	1
Passing.....	1	3
Returns.....	0	0

SCORE BY PERIODS	1	2	3	4	OT	PTS
BENGALS.....	10	7	0	0	0	17
OPPONENTS.....	0	14	14	3	0	31

SCORING	TD	TD-R	TD-P	TD-Rt	K-PAT	FG	S	PTS
T.J. Houshmandzadeh...1	0	1	0	—	—	—	0	6
Rudi Johnson.....1	1	0	0	—	—	—	0	6
Shayne Graham.....0	0	0	0	2-2	1-1	0	5	
BENGALS.....2	1	1	0	2-2	1-1	0	17	
OPPONENTS.....4	1	3	0	4-4	1-1	0	31	

Two-point conversions: None. BENGALS 0-0 (0-0 R, 0-0 P),
 OPPONENTS 0-0 (0-0 R, 0-0 P).

Fumbles-lost: Jon Kitna 1-0, Brad St. Louis 1-0. BENGALS 2-0,
 OPPONENTS 0-0.

PASSING	ATT	CMP	YDS	CMP%	YDS/ATT	TD	TD%	INT	INT%	LG	SKD-YDS	RAT
Jon Kitna.....	40	24	197	60.0	4.93	1	2.5	2	5.0	24	4-20	60.1
Carson Palmer.....1	1	66	100.0	66.00	0	0.0	0	0.0	66	0-0	118.8	
BENGALS.....41	25	263	61.0	6.41	1	2.4	2	4.9	66	4-20	67.4	
OPPONENTS.....21	14	208	66.7	9.90	3	14.3	0	0.0	54	1-6	138.5	

RUSHING	ATT	YDS	AVG	LG	TD
Rudi Johnson.....13	56	4.3	20t	1	
Jon Kitna.....4	25	6.3	12	0	
Chris Perry.....2	3	1.5	2	0	
Kyle Larson.....1	0	0.0	0	0	
BENGALS.....20	84	4.2	20t	1	
OPPONENTS.....34	144	4.2	26	1	

RECEIVING	REC	YDS	AVG	LG	TD
Chris Perry.....6	11	1.8	6	0	
Kevin Walter.....5	73	14.6	24	0	
Chad Johnson.....4	59	14.8	24	0	
T.J. Houshmandzadeh.....4	25	6.3	8	1	
Rudi Johnson.....2	14	7.0	11	0	
Matt Schobel.....2	11	5.5	8	0	
Chris Henry.....1	66	66.0	66	0	
Reggie Kelly.....1	4	4.0	4	0	
BENGALS.....25	263	10.5	66	1	
OPPONENTS.....14	208	14.9	54	3	

INTERCEPTIONS	NO	YDS	AVG	LG	TD
(none).....0	0	—	—	0	
BENGALS.....0	0	—	—	0	
OPPONENTS.....2	31	15.5	22	0	

PUNTING	NO	YDS	AVG	NET	TB	IN-20	LG	BLK.
Kyle Larson.....3	131	43.7	36.7	0	0	51	0	
BENGALS.....3	131	43.7	36.7	0	0	51	0	
OPPONENTS.....3	141	47.0	35.3	1	1	49	0	

PUNT RETURNS	NO	FC	YDS	AVG	LG	TD
Keiwan Ratliff.....2	0	15	7.5	8	0	
BENGALS.....2	0	15	7.5	8	0	
OPPONENTS.....2	0	21	10.5	14	0	

KICKOFF RETURNS	NO	YDS	AVG	LG	TD
Tab Perry.....5	119	23.8	32	0	
Kevin Walter.....1	8	8.0	8	0	
BENGALS.....6	127	21.2	32	0	
OPPONENTS.....4	94	23.5	36	0	

FIELD GOALS	1-19	20-29	30-39	40-49	50+
Shayne Graham.....0-0	1-1	0-0	0-0	0-0	0-0
BENGALS.....0-0	1-1	0-0	0-0	0-0	0-0
OPPONENTS.....0-0	1-1	0-0	0-0	0-0	0-0

Shayne Graham: (23G).

Opponents: (21G).

DEFENSE*	ST	AT	TT	SKS-YDS	INT-YDS	PD	FF	FR-YDS
David Pollack.....5	3	8	1-6	0-0	0	0	0-0	
Odell Thurman.....3	5	8	0-0	0-0	0	0	0-0	
Kevin Kaesviharn.....4	2	6	0-0	0-0	0	0	0-0	
Ifeanyi Ohailete.....4	0	4	0-0	0-0	0	0	0-0	
Deltha O'Neal.....4	0	4	0-0	0-0	1	0	0-0	
Tory James.....3	1	4	0-0	0-0	0	0	0-0	
Brian Simmons.....3	1	4	0-0	0-0	0	0	0-0	
Justin Smith.....3	1	4	0-0	0-0	0	0	0-0	
Robert Geathers.....2	0	2	0-0	0-0	1	0	0-0	
Landon Johnson.....0	2	2	0-0	0-0	0	0	0-0	
Bryan Robinson.....1	0	1	0-0	0-0	0	0	0-0	
Rashad Bauman.....0	1	1	0-0	0-0	0	0	0-0	
Hannibal Navies.....0	1	1	0-0	0-0	0	0	0-0	
Shaun Smith.....0	1	1	0-0	0-0	0	0	0-0	

SPECIAL TEAMS*	ST	AT	TT	FF	FR-YDS	BP	BFG	BXP
Tony Stewart.....2	0	2	0	0-0	0	0	0	0
Patrick Body.....1	0	1	0	0-0	0	0	0	0
Shayne Graham.....1	0	1	0	0-0	0	0	0	0
Anthony Mitchell.....1	0	1	0	0-0	0	0	0	0
Marcus Wilkins.....1	0	1	0	0-0	0	0	0	0

MISCELLANEOUS DEFENSE*	ST	AT	TT	FF	FR-YDS
T.J. Houshmandzadeh.....2	0	2	0	0	0-0

* NOTE: All defensive statistics above are press box statistics produced at the games.

2009 POSTSEASON STATISTICS

POSTSEASON RECORD: 0-1

HEAD COACH: MARVIN LEWIS
REGULAR-SEASON RECORD: 10-6
 (1ST IN AFC NORTH)

DATE	W-L	SCORE	OPPONENT	ATTENDANCE
1-9-10*	L	14-24	N.Y. JETS	63,686

* AFC Wild Card Playoff

TEAM STATISTICS	BENGALS	OPPONENTS
TOTAL FIRST DOWNS.....	18	15
Rushing.....	6	7
Passing.....	7	8
Penalty.....	5	0
3rd Down: Made-Att.....	5-14	3-12
3rd Down Pct.....	35.7	25.0
4th Down: Made-Att.....	0-1	0-0
4th Down Pct.....	0.0	—
POSSESSION AVG.....	26:58	33:02
TOTAL NET YARDS.....	281	353
Avg. Per Game.....	281.0	353.0
Total Plays.....	61	56
Avg. Per Play.....	4.6	6.3
NET YARDS RUSHING.....	171	171
Avg. Per Game.....	171.0	171.0
Total Rushes.....	22	41
NET YARDS PASSING.....	110	182
Avg. Per Game.....	110.0	182.0
Sacked-Yards Lost.....	3-36	0-0
Gross Yards.....	146	182
Att.-Completions.....	36-18	15-12
Completion Pct.....	50.0	80.0
Had Intercepted.....	1	0
PUNTS-AVG.....	4-48.0	7-31.4
Net Punting Avg.....	36.5	28.1
PENALTIES-YARDS.....	6-55	9-76
FUMBLES-BALLS LOST.....	2-1	0-0
TOUCHDOWNS.....	2	3
Rushing.....	1	2
Passing.....	1	1
Returns.....	0	0

SCORE BY PERIODS	1	2	3	4	OT	PTS
BENGALS.....	7	0	0	7	0	14
OPPONENTS.....	0	14	7	3	0	24

SCORING	TD	TD-R	TD-P	TD-Rt	K-PAT	FG	S	PTS
Cedric Benson.....	1	1	0	0	—	—	0	6
Laveranues Coles.....	1	0	1	0	—	—	0	6
Shayne Graham.....	0	0	0	0	2-2	0-2	0	2
BENGALS.....	2	1	1	0	2-2	0-2	0	14
OPPONENTS.....	3	2	1	0	3-3	1-1	0	24

Two-point conversions: BENGALS 0-0 (0-0 R, 0-0 P),
 OPPONENTS 0-0 (0-0 R, 0-0 P).

Fumbles-lost: Laveranues Coles 1-1, Carson Palmer 1-0.
 BENGALS 2-1, OPPONENTS 0-0.

PASSING	ATT	CMP	YDS	CMP%	YDS/ATT	TD	TD%	INT	INT%	LG	SKD-YDS	RAT
Carson Palmer.....	36	18	146	50.0	4.06	1	2.8	1	2.8	19	3-36	58.3
BENGALS.....	36	18	146	50.0	4.06	1	2.8	1	2.8	19	3-36	58.3
OPPONENTS.....	15	12	182	80.0	12.13	1	6.7	0	0.0	45t	0-0	139.4

RUSHING	ATT	YDS	AVG	LG	TD
Cedric Benson.....	21	169	8.0	47t	1
Carson Palmer.....	1	2	2.0	2	0
BENGALS.....	22	171	7.8	47t	1
OPPONENTS.....	41	171	4.2	39t	2

RECEIVING	REC	YDS	AVG	LG	TD
Laveranues Coles.....	6	48	8.0	13	1
Quan Cosby.....	3	26	8.7	14	0
Cedric Benson.....	3	12	4.0	5	0
Chad Johnson.....	2	28	14.0	19	0
Andre Caldwell.....	2	25	12.5	13	0
Brian Leonard.....	2	7	3.5	6	0
BENGALS.....	18	146	8.1	19	1
OPPONENTS.....	12	182	15.2	45t	1

INTERCEPTIONS	NO	YDS	AVG	LG	TD
(none).....	0	0	—	—	0
BENGALS.....	0	0	—	—	0
OPPONENTS.....	1	20	20.0	20	0

PUNTING	NO	YDS	AVG	NET	TB	IN-20	LG	BLK.
Kevin Huber.....	4	192	48.0	36.5	1	0	56	0
BENGALS.....	4	192	48.0	36.5	1	0	56	0
OPPONENTS.....	7	220	31.4	28.1	0	3	37	0

PUNT RETURNS	NO	FC	YDS	AVG	LG	TD
Rico Murray.....	1	0	23	23.0	23	0
Quan Cosby.....	0	3	0	—	—	0
BENGALS.....	1	3	23	23.0	23	0
OPPONENTS.....	2	1	26	13.0	15	0

KICKOFF RETURNS	NO	YDS	AVG	LG	TD
Brian Leonard.....	3	54	18.0	25	0
Bernard Scott.....	2	74	37.0	56	0
BENGALS.....	5	128	25.6	56	0
OPPONENTS.....	3	56	18.7	31	0

FIELD GOALS	1-19	20-29	30-39	40-49	50+
Shayne Graham.....	0-0	0-1	0-1	0-0	0-0
BENGALS.....	0-0	0-1	0-1	0-0	0-0
OPPONENTS.....	0-0	1-1	0-0	0-0	0-0

Shayne Graham: (35WL, 28WR).

Opponents: (20G).

DEFENSE*	ST	AT	TT	SKS-YDS	INT-YDS	PD	FF	FR-YDS
Chinedum Ndukwe.....	7	3	10	0-0	0-0	0	0	0-0
Dhani Jones.....	4	3	7	0-0	0-0	0	0	0-0
Leon Hall.....	4	2	6	0-0	0-0	0	0	0-0
Johnathan Joseph.....	3	2	5	0-0	0-0	0	0	0-0
Tank Johnson.....	2	3	5	0-0	0-0	0	0	0-0
Jonathan Fanene.....	4	0	4	0-0	0-0	0	0	0-0
Chris Crocker.....	3	1	4	0-0	0-0	0	0	0-0
Keith Rivers.....	3	1	4	0-0	0-0	0	0	0-0
Brandon Johnson.....	1	3	4	0-0	0-0	2	0	0-0
Domata Peko.....	1	3	4	0-0	0-0	0	0	0-0
Robert Geathers.....	1	2	3	0-0	0-0	0	0	0-0
Morgan Trent.....	1	1	2	0-0	0-0	0	0	0-0

SPECIAL TEAMS*	ST	AT	TT	FF	FR-YDS	BP	BFG	BXP
Michael Johnson.....	1	1	2	0	0-0	0	0	0
Keith Rivers.....	1	0	1	0	0-0	0	0	0
Dan Skuta.....	1	0	1	0	0-0	0	0	0
Brandon Johnson.....	0	1	1	0	0-0	0	0	0
Brian Leonard.....	0	1	1	0	0-0	0	0	0
Morgan Trent.....	0	1	1	0	0-0	0	0	0

MISCELLANEOUS DEFENSE*	ST	AT	TT	FF	FR-YDS
J.P. Foschi.....	1	0	1	0	0-0
Dennis Roland.....	1	0	1	0	0-0

* NOTE: All defensive statistics above are press box statistics produced at the games.

2011 POSTSEASON STATISTICS

POSTSEASON RECORD: 0-1

HEAD COACH: MARVIN LEWIS
REGULAR-SEASON RECORD: 9-7
 (3RD IN AFC NORTH; WILD CARD QUALIFIER)

DATE	W-L	SCORE	OPPONENT	ATTENDANCE
1-7-12*	L	10-31	at Houston	71,725

* AFC Wild Card Playoff

TEAM STATISTICS	BENGALS	OPPONENTS
TOTAL FIRST DOWNS.....	21	19
Rushing.....	8	9
Passing.....	11	9
Penalty.....	2	1
3rd Down: Made-Att.....	6-13	6-12
3rd Down Pct.....	46.2	50.0
4th Down: Made-Att.....	0-2	0-0
4th Down Pct.....	0.0	—
POSSESSION AVG.....	30:17	29:43
TOTAL NET YARDS.....	300	340
Avg. Per Game.....	300.0	340.0
Total Plays.....	65	57
Avg. Per Play.....	4.6	6.0
NET YARDS RUSHING.....	76	188
Avg. Per Game.....	76.0	188.0
Total Rushes.....	19	35
NET YARDS PASSING.....	224	152
Avg. Per Game.....	224.0	152.0
Sacked-Yards Lost.....	4-33	2-7
Gross Yards.....	257	159
Att.-Completions.....	42-27	20-11
Completion Pct.....	64.3	55.0
Had Intercepted.....	3	0
PUNTS-AVG.....	3-48.3	5-50.2
Net Punting Avg.....	44.3	42.2
PENALTIES-YARDS.....	3-25	5-87
FUMBLES-BALLS LOST.....	1-0	0-0
TOUCHDOWNS.....	1	4
Rushing.....	1	2
Passing.....	0	1
Returns.....	0	1

SCORE BY PERIODS	1	2	3	4	OT	PTS
BENGALS.....	7	3	0	0	0	10
OPPONENTS.....	7	10	7	7	0	31

SCORING	TD	TD-R	TD-P	TD-Rt	K-PAT	FG	S	PTS
Cedric Benson.....	1	1	0	0	—	—	0	6
Mike Nugent.....	0	0	0	0	1-1	1-2	0	4
BENGALS.....	1	1	0	0	1-1	1-2	0	10
OPPONENTS.....	4	2	1	1	4-4	1-1	0	31

Two-point conversions: None. BENGALS 0-0 (0-0 R, 0-0 P),
 OPPONENTS 0-0 (0-0 R, 0-0 P).

Fumbles-lost: Andy Dalton 1-0, BENGALS 1-0, OPPONENTS 0-0.

PASSING	ATT	CMP	YDS	CMP%	YDS/ATT	TD	TD%	INT	INT%	LG	SKD-YDS	RAT
Andy Dalton.....	42	27	257	64.3	6.12	0	0.0	3	7.1	36	4-33	51.4
BENGALS.....	42	27	257	64.3	6.12	0	0.0	3	7.1	36	4-33	51.4
OPPONENTS.....	20	11	159	55.0	7.95	1	5.0	0	0.0	40t	2-7	97.7

RUSHING	ATT	YDS	AVG	LG	TD
Brian Leonard.....	3	34	11.3	19	0
Andy Dalton.....	3	17	5.7	15	0
Cedric Benson.....	7	14	2.0	7	1
Bernard Scott.....	6	11	1.8	4	0
BENGALS.....	19	76	4.0	19	1
OPPONENTS.....	35	188	5.4	42t	2

RECEIVING	REC	YDS	AVG	LG	TD
Brian Leonard.....	6	36	6.0	16	0
A.J. Green.....	5	47	9.4	21	0
Jermaine Gresham.....	5	46	9.2	16	0
Jerome Simpson.....	3	33	11.0	16	0
Bernard Scott.....	3	29	9.7	11	0
Ryan Whalen.....	2	24	12.0	20	0
Donald Lee.....	1	36	36.0	36	0
Andrew Hawkins.....	1	8	8.0	8	0
Cedric Benson.....	1	-2	-2.0	-2	0
BENGALS.....	27	257	9.5	36	0
OPPONENTS.....	11	159	14.5	40t	1

INTERCEPTIONS	NO	YDS	AVG	LG	TD
(none).....	0	0	—	—	0
BENGALS.....	0	0	—	—	0
OPPONENTS.....	3	28	9.3	29t	1

PUNTING	NO	YDS	AVG	NET	TB	IN-20	LG	BLK.
Kevin Huber.....	3	145	48.3	44.3	0	1	55	0
BENGALS.....	3	145	48.3	44.3	0	1	55	0
OPPONENTS.....	5	251	50.2	42.2	1	2	56	0

PUNT RETURNS	NO	FC	YDS	AVG	LG	TD
Brandon Tate.....	3	1	20	6.7	8	0
BENGALS.....	3	1	20	6.7	8	0
OPPONENTS.....	3	0	12	4.0	7	0

KICKOFF RETURNS	NO	YDS	AVG	LG	TD
Brandon Tate.....	1	22	22.0	22	0
BENGALS.....	1	22	22.0	22	0
OPPONENTS.....	0	0	—	—	0

FIELD GOALS	1-19	20-29	30-39	40-49	50+
Mike Nugent.....	0-0	0-0	1-1	0-0	0-1
BENGALS.....	0-0	0-0	1-1	0-0	0-1
OPPONENTS.....	0-0	0-0	1-1	0-0	0-0

Mike Nugent: (50WR, 37G).

Opponents: (39G).

DEFENSE*	ST	AT	TT	SKS-YDS	INT-YDS	PD	FF	FR-YDS
Thomas Howard.....	6	0	6	0-0	0-0	0	0	0-0
Jonathan Fanene.....	5	1	6	0-0	0-0	1	0	0-0
Reggie Nelson.....	5	1	6	1-7	0-0	0	0	0-0
Manny Lawson.....	4	1	5	0-0	0-0	0	0	0-0
Adam Jones.....	4	0	4	0-0	0-0	0	0	0-0
Domata Peko.....	4	0	4	0-0	0-0	0	0	0-0
Geno Atkins.....	3	1	4	1-0	0-0	0	0	0-0
Nate Clements.....	3	0	3	0-0	0-0	1	0	0-0
Robert Geathers.....	2	1	3	0-0	0-0	0	0	0-0
Rey Mauluga.....	1	2	3	0-0	0-0	0	0	0-0
Chris Crocker.....	2	0	2	0-0	0-0	1	0	0-0
Kelly Jennings.....	2	0	2	0-0	0-0	0	0	0-0
Frostee Rucker.....	1	1	2	0-0	0-0	0	0	0-0
Carlos Dunlap.....	1	0	1	0-0	0-0	0	0	0-0
Dan Skuta.....	1	0	1	0-0	0-0	0	0	0-0

SPECIAL TEAMS*	ST	AT	TT	FF	FR-YDS	BP	BFG	BXP
Clark Harris.....	1	0	1	0	0-0	0	0	0
Jerome Miles.....	1	0	1	0	0-0	0	0	0
Gibril Wilson.....	1	0	1	0	0-0	0	0	0

MISCELLANEOUS DEFENSE*	ST	AT	TT	FF	FR-YDS
(none).....	0	0	0	0	0-0

* NOTE: All defensive statistics above are press box statistics produced at the games.

2012 POSTSEASON STATISTICS

POSTSEASON RECORD: 0-1

HEAD COACH: MARVIN LEWIS
REGULAR-SEASON RECORD: 10-6
 (2ND IN AFC NORTH; WILD CARD QUALIFIER)

DATE	W-L	SCORE	OPPONENT	ATTENDANCE
1-5-13*	L	13-19	at Houston	71,738

* AFC Wild Card Playoff

TEAM STATISTICS		BENGALS	OPPONENTS
TOTAL FIRST DOWNS	12	24
Rushing	5	8
Passing	5	13
Penalty	2	3
3rd Down: Made-Att	0-9	8-17
3rd Down Pct.	0.0	47.1
4th Down: Made-Att	1-2	0-1
4th Down Pct.	0.0	0.0
POSSESSION AVG.	21:11	38:49
TOTAL NET YARDS	198	420
Avg. Per Game	198.0	420.0
Total Plays	48	77
Avg. Per Play	4.1	5.5
NET YARDS RUSHING	80	158
Avg. Per Game	80.0	158.0
Total Rushes	16	39
NET YARDS PASSING	118	262
Avg. Per Game	118.0	262.0
Sacked-Yards Lost	2-9	0-0
Gross Yards	127	262
Att.-Completions	30-14	38-29
Completion Pct.	46.7	76.3
Had Intercepted	1	1
PUNTS-AVG.	5-46.6	3-42.0
Net Punting Avg.	43.8	38.0
PENALTIES-YARDS	5-51	7-55
FUMBLES-BALLS LOST	1-0	0-0
TOUCHDOWNS	1	1
Rushing	0	1
Passing	0	0
Returns	1	0

SCORE BY PERIODS	1	2	3	4	OT	PTS
BENGALS	0	7	3	3	0	13
OPPONENTS	3	6	7	3	0	19

SCORING	TD	TD-R	TD-P	TD-Rt	K-PAT	FG	S	PTS
Josh Brown	0	0	0	0	1-1	2-2	0	7
Leon Hall	1	0	0	1	—	—	0	6
BENGALS	1	0	0	1	1-1	2-2	0	13
OPPONENTS	1	1	0	0	1-1	4-4	0	19

Two-point conversions: None. BENGALS 0-0 (0-0 R, 0-0 P),
 OPPONENTS 0-0 (0-0 R, 0-0 P).

Fumbles-lost: Brandon Tate 1-0. BENGALS 1-0, OPPONENTS 0-0.

PASSING	ATT	CMP	YDS	CMP%	YDS/ATT	TD	TD%	INT	INT%	LG	SKD-YDS	RAT
Andy Dalton	30	14	127	46.7	4.23	0	0.0	1	3.3	45	2-9	44.7
BENGALS	30	14	127	46.7	4.23	0	0.0	1	3.3	45	2-9	44.7
OPPONENTS	38	29	262	76.3	6.89	0	0.0	1	2.6	22	0-0	83.4

RUSHING	ATT	YDS	AVG	LG	TD
BenJarvus Green-Ellis	11	63	5.7	29	0
Andy Dalton	4	15	3.8	12	0
Brian Leonard	1	2	2.0	2	0
BENGALS	16	80	5.0	29	0
OPPONENTS	39	158	4.1	17	1

RECEIVING	REC	YDS	AVG	LG	TD
A.J. Green	5	80	16.0	45	0
Marvin Jones	3	34	11.3	15	0
Andrew Hawkins	2	15	7.5	8	0
Jermaine Gresham	2	7	3.5	6	0
BenJarvus Green-Ellis	2	-9	-4.5	-3	0
BENGALS	14	127	9.1	45	0
OPPONENTS	29	262	9.0	22	0

INTERCEPTIONS	NO	YDS	AVG	LG	TD
Leon Hall	1	21	21.0	21t	1
BENGALS	1	21	21.0	21t	1
OPPONENTS	1	14	14.0	14	0

PUNTING	NO	YDS	AVG	NET	TB	IN-20	LG	BLK
Kevin Huber	5	233	46.6	43.8	0	3	53	0
BENGALS	5	233	46.6	43.8	0	3	53	0
OPPONENTS	3	126	42.0	38.0	0	1	48	0

PUNT RETURNS	NO	FC	YDS	AVG	LG	TD
Brandon Tate	2	0	12	6.0	12	0
Adam Jones	1	0	0	0.0	0	0
BENGALS	3	0	12	4.0	12	0
OPPONENTS	2	3	14	7.0	11	0

KICKOFF RETURNS	NO	YDS	AVG	LG	TD
Adam Jones	4	103	25.8	34	0
Cedric Peerman	1	10	10.0	10	0
Brandon Tate	1	43	43.0	43	0
BENGALS	6	156	26.0	43	0
OPPONENTS	2	47	23.5	26	0

FIELD GOALS	1-19	20-29	30-39	40-49	50+
Josh Brown	0-0	0-0	1-1	1-1	0-0
BENGALS	0-0	0-0	1-1	1-1	0-0
OPPONENTS	0-0	3-3	0-0	1-1	0-0

Josh Brown: (34G, 47G).

Opponents: (48G, 27G, 22G, 24G).

DEFENSE*	ST	AT	TT	SKS-YDS	INT-YDS	PD	FF	FR-YDS
Reggie Nelson	9	1	10	0-0	0-0	0	0	0-0
Rey Mauluga	6	4	10	0-0	0-0	0	0	0-0
Nate Clements	8	1	9	0-0	0-0	0	0	0-0
Terence Newman	7	0	7	0-0	0-0	1	0	0-0
Vontaze Burfict	4	2	6	0-0	0-0	0	0	0-0
Leon Hall	4	0	4	0-0	1-21	1	0	0-0
Pat Sims	4	0	4	0-0	0-0	0	0	0-0
Domata Peko	3	1	4	0-0	0-0	0	0	0-0
Robert Geathers	2	2	4	0-0	0-0	0	0	0-0
Carlos Dunlap	2	1	3	0-0	0-0	0	0	0-0
Geno Atkins	1	2	3	0-0	0-0	0	0	0-0
Manny Lawson	2	0	2	0-0	0-0	0	0	0-0
Michael Johnson	1	1	2	0-0	0-0	0	0	0-0
Emmanuel Lamur	1	1	2	0-0	0-0	0	0	0-0
Adam Jones	1	0	1	0-0	0-0	1	0	0-0
Dan Skuta	1	0	1	0-0	0-0	0	0	0-0
Wallace Gilberry	0	1	1	0-0	0-0	0	0	0-0

SPECIAL TEAMS*	ST	AT	TT	FF	FR-YDS	BP	BFG	BXP
Ryan Whalen	2	0	2	0	0-0	0	0	0
Clark Harris	1	0	1	0	0-0	0	0	0
Cedric Peerman	1	0	1	0	0-0	0	0	0

MISCELLANEOUS DEFENSE*	ST	AT	TT	FF	FR-YDS
Clint Boling	1	0	1	0	0-0

* NOTE: All defensive statistics above are press box statistics produced at the games.

2013 POSTSEASON STATISTICS

POSTSEASON RECORD: 0-1

HEAD COACH: MARVIN LEWIS
REGULAR-SEASON RECORD: 11-5
 (1ST IN AFC NORTH)

DATE	W-L	SCORE	OPPONENT	ATTENDANCE
1-5-14*	L	10-27	SAN DIEGO	62,277

* AFC Wild Card Playoff

TEAM STATISTICS	BENGALS	OPPONENTS
TOTAL FIRST DOWNS.....	27	16
Rushing.....	6	6
Passing.....	20	9
Penalty.....	1	1
3rd Down: Made-Att.....	3-12	4-12
3rd Down Pct.....	25.0	33.3
4th Down: Made-Att.....	1-3	0-0
4th Down Pct.....	33.3	0.0
POSSESSION AVG.....	30:32	29:28
TOTAL NET YARDS.....	439	318
Avg. Per Game.....	439.0	318.0
Total Plays.....	79	57
Avg. Per Play.....	5.6	5.6
NET YARDS RUSHING.....	113	196
Avg. Per Game.....	113.0	196.0
Total Rushes.....	25	40
NET YARDS PASSING.....	326	122
Avg. Per Game.....	326.0	122.0
Sacked-Yards Lost.....	3-8	1-6
Gross Yards.....	334	128
Att.-Completions.....	51-29	16-12
Completion Pct.....	56.9	75.0
Had Intercepted.....	2	0
PUNTS-AVG.....	3-39.3	6-43.2
Net Punting Avg.....	32.7	42.2
PENALTIES-YARDS.....	4-38	5-28
FUMBLES-BALLS LOST.....	3-2	0-0
TOUCHDOWNS.....	1	3
Rushing.....	0	2
Passing.....	1	1
Returns.....	0	0

SCORE BY PERIODS	1	2	3	4	OT	PTS
BENGALS.....	0	10	0	0	0	10
OPPONENTS.....	7	0	10	10	0	27

SCORING	TD	TD-R	TD-P	TD-Rt	K-PAT	FG	S	PTS
Jermaine Gresham.....	1	0	1	0	—	—	0	6
Mike Nugent.....	0	0	0	0	1-1	1-1	0	4
BENGALS.....	1	0	1	0	1-1	1-1	0	10
OPPONENTS.....	3	2	1	0	3-3	2-2	0	27

Two-point conversions: None. BENGALS 0-0 (0-0 R, 0-0 P),
 OPPONENTS 0-0 (0-0 R, 0-0 P).

Fumbles-lost: Andy Dalton 2-1, Giovani Bernard 1-1. BENGALS 3-2,
 OPPONENTS 0-0.

PASSING	ATT	CMP	YDS	CMP%	YDS/ATT	TD	TD%	INT	INT%	LG	SKD-YDS	RAT
Andy Dalton.....	51	29	334	56.9	6.55	1	2.0	2	3.9	49	3-8	67.0
BENGALS.....	51	29	334	56.9	6.55	1	2.0	2	3.9	49	3-8	67.0
OPPONENTS.....	16	12	128	75.0	8.00	1	6.3	0	0.0	33	1-6	118.8

RUSHING	ATT	YDS	AVG	LG	TD
Giovani Bernard.....	12	45	3.8	12	0
BenJarvus Green-Ellis.....	8	42	5.3	12	0
Andy Dalton.....	5	26	5.2	12	0
BENGALS.....	25	113	4.5	12	0
OPPONENTS.....	40	196	4.9	58t	2

RECEIVING	REC	YDS	AVG	LG	TD
Marvin Jones.....	8	130	16.3	49	0
Giovani Bernard.....	7	73	10.4	17	0
Jermaine Gresham.....	7	64	9.1	13	1
A.J. Green.....	3	34	11.3	14	0
Andrew Hawkins.....	3	20	6.7	10	0
Mohamed Sanu.....	1	13	13.0	13	0
BENGALS.....	29	334	11.5	49	1
OPPONENTS.....	12	128	10.7	33	1

INTERCEPTIONS	NO	YDS	AVG	LG	TD
(none).....	0	0	—	—	0
BENGALS.....	0	0	—	—	0
OPPONENTS.....	2	33	16.5	30	0

PUNTING	NO	YDS	AVG	NET	TB	IN-20	LG	BLK.
Zoltan Mesko.....	3	118	39.3	32.7	1	2	50	0
BENGALS.....	3	118	39.3	32.7	1	2	50	0
OPPONENTS.....	6	259	43.2	42.2	0	2	51	0

PUNT RETURNS	NO	FC	YDS	AVG	LG	TD
Brandon Tate.....	3	3	6	2.0	12	0
BENGALS.....	3	3	6	2.0	12	0
OPPONENTS.....	0	2	0	—	—	0

KICKOFF RETURNS	NO	YDS	AVG	LG	TD
Brandon Tate.....	5	128	25.6	33	0
Cedric Peerman.....	1	23	23.0	23	0
BENGALS.....	6	151	25.2	33	0
OPPONENTS.....	1	23	23.0	23	0

FIELD GOALS	1-19	20-29	30-39	40-49	50+
Mike Nugent.....	0-0	0-0	0-0	1-1	0-0
BENGALS.....	0-0	0-0	0-0	1-1	0-0
OPPONENTS.....	0-0	2-2	0-0	0-0	0-0

Mike Nugent: (46G).
Opponents: (25G, 23G).

DEFENSE*	ST	AT	TT	SKS-YDS	INT-YDS	PD	FF	FR-YDS
Rey Mauluga.....	12	3	15	0-0	0-0	0	0	0-0
Adam Jones.....	7	0	7	0-0	0-0	0	0	0-0
Vontaze Burfict.....	2	5	7	0.5-3	0-0	0	0	0-0
Brandon Thompson.....	3	2	5	0-0	0-0	0	0	0-0
Reggie Nelson.....	4	0	4	0-0	0-0	0	0	0-0
Carlos Dunlap.....	2	2	4	0-0	0-0	0	0	0-0
James Harrison.....	3	0	3	0-0	0-0	0	0	0-0
Wallace Gilberry.....	2	1	3	0-0	0-0	0	0	0-0
George Iloka.....	2	0	2	0-0	0-0	0	0	0-0
Dre Kirkpatrick.....	2	0	2	0-0	0-0	0	0	0-0
Domata Peko.....	2	0	2	0-0	0-0	0	0	0-0
Chris Crocker.....	1	1	2	0.5-3	0-0	0	0	0-0
Michael Johnson.....	1	0	1	0-0	0-0	0	0	0-0

SPECIAL TEAMS*	ST	AT	TT	FF	FR-YDS	BP	BFG	BXP
Vincent Rey.....	1	0	1	0	0-0	0	0	0

MISCELLANEOUS DEFENSE*	ST	AT	TT	FF	FR-YDS
Giovani Bernard.....	1	0	1	0	0-0
Tyler Eifert.....	1	0	1	0	0-0
Marvin Jones.....	1	0	1	0	0-0
Mohamed Sanu.....	1	0	1	0	0-0

* NOTE: All defensive statistics above are press box statistics produced at the games.

2014 POSTSEASON STATISTICS

POSTSEASON RECORD: 0-1

HEAD COACH: MARVIN LEWIS
REGULAR-SEASON RECORD: 10-5-1
 (2ND IN AFC NORTH; WILD CARD QUALIFIER)

DATE	W-L	SCORE	OPPONENT	ATTENDANCE
1-4-15*	L	10-26	at Indianapolis	63,385

* AFC Wild Card Playoff

TEAM STATISTICS	BENGALS	OPPONENTS
TOTAL FIRST DOWNS.....	14	22
Rushing.....	6	6
Passing.....	7	15
Penalty.....	1	1
3rd Down: Made-Att.....	6-15	6-14
3rd Down Pct.....	40.0	42.9
4th Down: Made-Att.....	0-0	0-0
4th Down Pct.....	0.0	0.0
POSSESSION AVG.....	25:50	34:10
TOTAL NET YARDS.....	254	482
Avg. Per Game.....	254.0	482.0
Total Plays.....	59	70
Avg. Per Play.....	4.3	6.9
NET YARDS RUSHING.....	110	114
Avg. Per Game.....	110.0	114.0
Total Rushes.....	21	25
NET YARDS PASSING.....	144	368
Avg. Per Game.....	144.0	368.0
Sacked-Yards Lost.....	3-11	1-8
Gross Yards.....	155	376
Att.-Completions.....	35-18	44-31
Completion Pct.....	51.4	70.5
Had Intercepted.....	0	0
PUNTS-AVG.....	8-47.5	4-51.5
Net Punting Avg.....	43.1	36.5
PENALTIES-YARDS.....	6-45	9-66
FUMBLES-BALLS LOST.....	1-1	2-1
TOUCHDOWNS.....	1	2
Rushing.....	1	1
Passing.....	0	1
Returns.....	0	0

SCORE BY PERIODS	1	2	3	4	OT	PTS
BENGALS.....	7	3	0	0	0	10
OPPONENTS.....	7	6	10	3	0	26

SCORING	TD	TD-R	TD-P	TD-Rt	K-PAT	FG	S	PTS
Jeremy Hill.....	1	1	0	0	—	—	0	6
Mike Nugent.....	0	0	0	0	1-1	1-1	0	4
BENGALS.....	1	1	0	0	1-1	1-1	0	10
OPPONENTS.....	2	1	1	0	2-2	4-4	0	26

Two-point conversions: None. BENGALS 0-0 (0-0 R, 0-0 P),
 OPPONENTS 0-0 (0-0 R, 0-0 P).

Fumbles-lost: Andy Dalton 1-1. BENGALS 1-1, OPPONENTS 2-1.

PASSING	ATT	CMP	YDS	CMP%	YDS/ATT	TD	TD%	INT	INT%	LG	SKD-YDS	RAT
Andy Dalton.....	35	18	155	51.4	4.43	0	0.0	0	0.0	26	3-11	63.4
BENGALS.....	35	18	155	51.4	4.43	0	0.0	0	0.0	26	3-11	63.4
OPPONENTS.....	44	31	376	70.5	8.55	1	2.3	0	0.0	45	1-8	104.0

RUSHING	ATT	YDS	AVG	LG	TD
Jeremy Hill.....	13	47	3.6	18	1
Andy Dalton.....	4	34	8.5	16	0
Rex Burkhead.....	1	23	23.0	23	0
Giovani Bernard.....	3	6	2.0	6	0
BENGALS.....	21	110	5.2	23	1
OPPONENTS.....	25	114	4.6	27	1

RECEIVING	REC	YDS	AVG	LG	TD
Giovani Bernard.....	8	46	5.8	13	0
Ryan Hewitt.....	3	37	12.3	14	0
Rex Burkhead.....	3	34	11.3	26	0
Mohamed Sanu.....	3	31	10.3	11	0
Kevin Brock.....	1	7	7.0	7	0
BENGALS.....	18	155	8.6	26	0
OPPONENTS.....	31	376	12.1	45	1

INTERCEPTIONS	NO	YDS	AVG	LG	TD
(none).....	0	0	—	—	0
BENGALS.....	0	0	—	—	0
OPPONENTS.....	0	0	—	—	0

PUNTING	NO	YDS	AVG	NET	TB	IN-20	LG	BLK
Kevin Huber.....	8	380	47.5	43.1	0	3	62	0
BENGALS.....	8	380	47.5	43.1	0	3	62	0
OPPONENTS.....	4	206	51.5	36.5	2	0	68	0

PUNT RETURNS	NO	FC	YDS	AVG	LG	TD
Brandon Tate.....	1	0	19	19.0	19	0
Adam Jones.....	1	0	1	1.0	1	0
BENGALS.....	2	0	20	10.0	19	0
OPPONENTS.....	5	2	35	7.0	15	0

KICKOFF RETURNS	NO	YDS	AVG	LG	TD
Adam Jones.....	3	80	26.7	32	0
BENGALS.....	3	80	26.7	32	0
OPPONENTS.....	3	76	25.3	38	0

FIELD GOALS	1-19	20-29	30-39	40-49	50+
Mike Nugent.....	0-0	0-0	0-0	0-0	1-1
BENGALS.....	0-0	0-0	0-0	0-0	1-1
OPPONENTS.....	0-0	2-2	1-1	0-0	1-1

Mike Nugent: (57G).

Opponents: (38G, 29G, 22G, 53G).

DEFENSE*	ST	AT	TT	SKS-YDS	INT-YDS	PD	FF	FR-YDS
Vincent Rey.....	5	6	11	0-0	0-0	0	1	0-0
Emmanuel Lamur.....	6	0	6	0-0	0-0	0	0	0-0
Adam Jones.....	4	2	6	0-0	0-0	0	0	0-0
Reggie Nelson.....	4	1	5	0-0	0-0	0	0	1-6
Marquis Flowers.....	3	2	5	0-0	0-0	0	0	0-0
George Iloka.....	2	3	5	0-0	0-0	0	0	0-0
Brandon Thompson.....	2	2	4	0-0	0-0	0	0	0-0
Terence Newman.....	3	0	3	0-0	0-0	1	0	0-0
Geno Atkins.....	2	1	3	0.5-4	0-0	0	0	0-0
Dre Kirkpatrick.....	2	1	3	0-0	0-0	1	0	0-0
Domata Peko.....	1	2	3	0-0	0-0	0	0	0-0
Darqueze Dennard.....	2	0	2	0-0	0-0	0	1	0-0
Rey Mauluga.....	2	0	2	0-0	0-0	1	0	0-0
Carlos Dunlap.....	1	1	2	0-0	0-0	0	0	0-0
Leon Hall.....	1	1	2	0-0	0-0	1	0	0-0
Wallace Gilberry.....	0	2	2	0-0	0-0	0	0	0-0
Margus Hunt.....	0	2	2	0.5-4	0-0	0	0	0-0

SPECIAL TEAMS*	ST	AT	TT	FF	FR-YDS	BP	BFG	BXP
Clark Harris.....	1	2	3	0	0-0	0	0	0
Taylor Mays.....	2	0	2	0	0-0	0	0	0
Cedric Peerman.....	0	2	2	0	0-0	0	0	0
Ryan Hewitt.....	1	0	1	0	0-0	0	0	0
Dre Kirkpatrick.....	1	0	1	0	0-0	0	0	0
Nico Johnson.....	0	1	1	0	0-0	0	0	0
Shawn Williams.....	0	1	1	0	0-0	0	0	0

MISCELLANEOUS DEFENSE*	ST	AT	TT	FF	FR-YDS
Clint Boling.....	1	0	1	0	0-0

* NOTE: All defensive statistics above are press box statistics produced at the games.

2015 POSTSEASON STATISTICS

POSTSEASON RECORD: 0-1

HEAD COACH: MARVIN LEWIS
REGULAR-SEASON RECORD: 12-4
 (1ST IN AFC NORTH)

DATE	W-L	SCORE	OPPONENT	ATTENDANCE
1-9-16*	L	16-18	PITTSBURGH	63,257

* AFC Wild Card Playoff

TEAM STATISTICS	BENGALS	OPPONENTS
TOTAL FIRST DOWNS.....	19	21
Rushing.....	5	6
Passing.....	11	10
Penalty.....	3	5
3rd Down: Made-Att.....	5-15	2-13
3rd Down Pct.....	33.3	15.4
4th Down: Made-Att.....	1-1	1-1
4th Down Pct.....	100.0	100.0
POSSESSION AVG.....	29:23	30:37
TOTAL NET YARDS.....	279	369
Avg. Per Game.....	279.0	369.0
Total Plays.....	68	69
Avg. Per Play.....	5.3	5.3
NET YARDS RUSHING.....	91	167
Avg. Per Game.....	91.0	167.0
Total Rushes.....	24	29
NET YARDS PASSING.....	188	202
Avg. Per Game.....	188.0	202.0
Sacked-Yards Lost.....	3-24	4-38
Gross Yards.....	212	240
Att.-Completions.....	41-23	36-20
Completion Pct.....	56.1	55.6
Had Intercepted.....	1	1
PUNTS-AVG.....	6-42.5	7-41.9
Net Punting Avg.....	6-41.2	7-37.0
PENALTIES-YARDS.....	8-79	10-142
FUMBLES-BALLS LOST.....	5-3	2-1
TOUCHDOWNS.....	2	1
Rushing.....	1	0
Passing.....	1	1
Returns.....	0	0

SCORE BY PERIODS	1	2	3	4	OT	PTS
BENGALS.....	0	0	0	16	0	16
OPPONENTS.....	0	6	9	3	0	18

SCORING	TD	TD-R	TD-P	TD-Rt	K-PAT	FG	S	PTS
A.J. Green.....	1	0	1	0	—	—	0	6
Jeremy Hill.....	1	1	0	0	—	—	0	6
Mike Nugent.....	0	0	0	0	1-1	1-1	0	4
BENGALS.....	2	1	1	0	1-1	1-1	0	16
OPPONENTS.....	1	0	1	0	0-0	4-4	0	18

Two-point conversions: None. BENGALS 0-1 (0-1 R, 0-0 P), OPPONENTS 0-1 (0-0 R, 0-1 P).

Fumbles-lost: AJ McCarron 3-1, Giovanni Bernard 1-1, Jeremy Hill 1-1. BENGALS 5-3 OPPONENTS 2-1.

PASSING	ATT	CMP	YDS	CMP%	YDS/ATT	TD	TD%	INT	INT%	LG	SKD-YDS	RAT
AJ McCarron.....	41	23	212	56.1	5.17	1	2.4	1	2.4	25t	3-24	68.3
BENGALS.....	41	23	212	56.1	5.17	1	2.4	1	2.4	25t	3-24	68.3
OPPONENTS.....	36	20	240	55.6	6.67	1	2.8	1	2.8	60	4-38	73.8

RUSHING	ATT	YDS	AVG	LG	TD
Jeremy Hill.....	12	50	4.2	38	1
Giovani Bernard.....	6	28	4.7	14	0
AJ McCarron.....	5	9	1.8	6	0
Rex Burkhead.....	1	4	4.0	4	0
BENGALS.....	24	91	3.8	38	1
OPPONENTS.....	29	167	5.8	44	0

RECEIVING	REC	YDS	AVG	LG	TD
A.J. Green.....	5	71	14.2	25t	1
Tyler Eifert.....	5	58	11.6	18	0
Marvin Jones.....	4	32	8.0	13	0
Jeremy Hill.....	3	27	9.0	13	0
Mohamed Sanu.....	3	17	5.7	8	0
Giovani Bernard.....	2	2	1.0	4	0
Rex Burkhead.....	1	5	5.0	5	0
BENGALS.....	23	212	9.2	25t	1
OPPONENTS.....	20	240	12.0	60	1

INTERCEPTIONS	NO	YDS	AVG	LG	TD
Vontaze Burfict.....	1	0	0.0	0	0
BENGALS.....	1	0	0.0	0	0
OPPONENTS.....	1	35	35.0	35	0

PUNTING	NO	YDS	AVG	NET	TB	IN-20	LG	BLK.
Kevin Huber.....	6	255	42.5	41.2	0	3	51	0
BENGALS.....	6	255	42.5	41.2	0	3	51	0
OPPONENTS.....	7	293	41.9	37.0	0	3	47	0

PUNT RETURNS	NO	FC	YDS	AVG	LG	TD
Adam Jones.....	1	1	24	24.0	24	0
Brandon Tate.....	1	2	10	10.0	10	0
BENGALS.....	2	3	34	17.0	24	0
OPPONENTS.....	2	2	8	4.0	6	0

KICKOFF RETURNS	NO	YDS	AVG	LG	TD
Adam Jones.....	2	50	25.0	28	0
BENGALS.....	2	50	25.0	28	0
OPPONENTS.....	1	16	16.0	16	0

FIELD GOALS	1-19	20-29	30-39	40-49	50+
Mike Nugent.....	0-0	0-0	1-1	0-0	0-0
BENGALS.....	0-0	0-0	1-1	0-0	0-0
OPPONENTS.....	0-0	0-0	4-4	0-0	0-0

Mike Nugent: (36G).

Opponents: (39G, 30G, 34G, 35G).

DEFENSE*	ST	AT	TT	SKS-YDS	INT-YDS	PD	FF	FR-YDS
Rey Mauluga.....	7	3	10	0-0	0-0	0	0	0-0
Vontaze Burfict.....	5	1	6	1-12	1-0	1	1	0-0
Shawn Williams.....	5	0	5	0-0	0-0	0	1	0-0
George Iloka.....	4	1	5	0-0	0-0	0	0	1-0
Michael Johnson.....	4	1	5	0-0	0-0	0	0	0-0
Geno Atkins.....	3	0	3	1-5	0-0	0	0	0-0
Reggie Nelson.....	3	0	3	1-10	0-0	0	0	0-0
Derron Smith.....	3	0	3	0-0	0-0	0	0	0-0
Dre Kirkpatrick.....	2	1	3	0-0	0-0	0	0	0-0
Chris Lewis-Harris.....	2	1	3	0-0	0-0	1	0	0-0
Carlos Dunlap.....	1	2	3	0.5-5.5	0-0	1	0	0-0
Leon Hall.....	2	0	2	0-0	0-0	1	0	0-0
Adam Jones.....	1	1	2	0-0	0-0	0	0	0-0
Vincent Rey.....	1	1	2	0-0	0-0	1	0	0-0
Will Clarke.....	1	0	1	0-0	0-0	0	0	0-0
A.J. Hawk.....	1	0	1	0-0	0-0	0	0	0-0
Wallace Gilberry.....	0	1	1	0-0	0-0	0	0	0-0
Pat Sims.....	0	1	1	0.5-5.5	0-0	1	0	0-0

SPECIAL TEAMS*	ST	AT	TT	FF	FR-YDS	BP	BFG	BXP
P.J. Dawson.....	1	0	1	0	0-0	0	0	0
Rex Burkhead.....	0	1	1	0	0-0	0	0	0
Chris Lewis-Harris.....	0	1	1	0	0-0	0	0	0
Trevor Roach.....	0	1	1	0	0-0	0	0	0
Josh Shaw.....	0	1	1	0	0-0	0	0	0

MISCELLANEOUS DEFENSE*	ST	AT	TT	FF	FR-YDS
Clint Boling.....	1	1	2	0	0-0
Giovani Bernard.....	1	0	1	0	0-0
A.J. Green.....	0	1	1	0	0-0

* NOTE: All defensive statistics above are press box statistics produced at the games.

2021 POSTSEASON STATISTICS

POSTSEASON RECORD: 3-1

HEAD COACH: ZAC TAYLOR
REGULAR-SEASON RECORD: 10-7
 (1ST IN AFC NORTH)

DATE	W-L	SCORE	OPPONENT	ATTENDANCE
1-15-22*	W	26-19	LAS VEGAS	66,277
1-22-22**	W	19-16	at Tennessee	69,242
1-30-22***	W	27-24 (OT)	at Kansas City	73,377
2-13-22###	L	20-23	L.A. RAMS	70,048

* AFC Wild Card Playoff
 ** AFC Divisional Playoff
 *** AFC Championship
 ### Super Bowl LVI (at SoFi Stadium in Inglewood, Calif.)

TEAM STATISTICS

	BENGALS	OPPONENTS
TOTAL FIRST DOWNS	71	81
Rushing	21	19
Passing	49	55
Penalty	1	7
3rd Down: Made-Att	23-55	21-53
3rd Down Pct.	41.8	39.6
4th Down: Made-Att	2-4	2-4
4th Down Pct.	50.0	50.0
POSSESSION AVG.	31:51	28:09
TOTAL NET YARDS	1317	1426
Avg. Per Game	329.3	356.5
Total Plays	252	256
Avg. Per Play	5.2	5.6
NET YARDS RUSHING	343	425
Avg. Per Game	85.8	106.3
Total Rushes	90	88
NET YARDS PASSING	974	1001
Avg. Per Game	243.5	250.3
Sacked-Yards Lost	19-137	10-87
Gross Yards	1111	1088
Att.-Completions	143-98	158-96
Completion Pct.	68.5	60.8
Had Intercepted	2	8
PUNTS-AVG.	16-42.1	16-45.9
Net Punting Avg.	16-40.3	16-38.7
PENALTIES-YARDS	21-163	13-82
FUMBLES-BALLS LOST	0-0	4-1
TOUCHDOWNS	7	9
Rushing	1	1
Passing	6	8
Returns	0	0

SCORE BY PERIODS

	1	2	3	4	OT	PTS
BENGALS	22	27	31	9	3	92
OPPONENTS	17	36	13	16	0	82

SCORING

	TD	TD-R	TD-P	TD-Rt	K-PAT	FG	S	PTS
Evan McPherson	0	0	0	0	6-6	14-14	0	48
Tee Higgins	2	0	2	0	—	—	0	12
Tyler Boyd	1	0	1	0	—	—	0	6
Ja'Marr Chase	1	0	1	0	—	—	0	6
Joe Mixon	1	1	0	0	—	—	0	6
Samaje Perine	1	0	1	0	—	—	0	6
C.J. Uzomah	1	0	1	0	—	—	0	6
Trent Taylor	0	0	0	0	—	—	0	2
BENGALS	7	1	6	0	6-6	14-14	0	92
OPPONENTS	9	1	8	0	7-7	7-7	0	82

Two-point conversions: Trent Taylor 1. BENGALS 1-1 (0-0 R, 1-1 P), OPPONENTS 0-2 (0-1 R, 0-1 P).

Fumbles-lost: None. BENGALS 0-0, OPPONENTS 4-1.

PASSING	ATT	CMP	YDS	CMP%	YDS/ATT	TD	TD%	INT	INT%	LG	SKD-YDS	RAT
Joe Burrow	142	97	1105	68.3	7.78	5	3.5	2	1.4	75t	19-137	97.3
Joe Mixon	1	1	6	100.0	6.00	1	100.0	0	0.0	6t	0-0	131.3
BENGALS	143	98	1111	68.5	7.77	6	4.2	2	1.4	75t	19-137	99.7
OPPONENTS	158	96	1088	60.8	6.89	8	5.1	8	5.1	44	10-87	77.2

RUSHING	ATT	YDS	AVG	LG	TD
Joe Mixon	67	262	3.9	23	1
Ja'Marr Chase	6	32	5.3	15	0
Joe Burrow	11	31	2.8	11	0
Chris Evans	2	13	6.5	9	0
Tyler Boyd	1	3	3.0	3	0
Samaje Perine	3	2	0.7	2	0
BENGALS	90	343	3.8	23	1
OPPONENTS	88	425	4.8	45	1

RECEIVING	REC	YDS	AVG	LG	TD
Ja'Marr Chase	25	368	14.7	57	1
Tee Higgins	18	309	17.2	75t	2
Joe Mixon	18	107	5.9	21	0
C.J. Uzomah	15	146	9.7	32	1
Tyler Boyd	15	110	7.3	16	1
Samaje Perine	4	47	11.8	41t	1
Mike D. Thomas	1	17	17.0	17	0
Drew Sample	1	4	4.0	4	0
Chris Evans	1	3	3.0	3	0
BENGALS	98	1111	11.3	75t	6
OPPONENTS	96	1088	11.3	44	8

INTERCEPTIONS	NO	YDS	AVG	LG	TD
Jessie Bates III	2	0	0.0	0	0
Mike Hilton	1	19	19.0	19	0
Vonn Bell	1	5	5.0	5	0
B.J. Hill	1	3	3.0	3	0
Germaine Pratt	1	2	2.0	2	0
Chidobe Awuzie	1	1	1.0	1	0
Logan Wilson	1	0	0.0	0	0
BENGALS	8	30	3.8	19	0
OPPONENTS	2	15	7.5	15	0

PUNTING	NO	YDS	AVG	NET	TB	IN-20	LG	BLK.
Kevin Huber	16	674	42.1	40.3	0	4	57	0
BENGALS	16	674	42.1	40.3	0	4	57	0
OPPONENTS	16	735	45.9	38.7	2	7	58	0

PUNT RETURNS	NO	FC	YDS	AVG	LG	TD
Trent Taylor	6	5	76	12.7	20	0
BENGALS	6	5	76	12.7	20	0
OPPONENTS	8	5	30	3.8	12	0

KICKOFF RETURNS	NO	YDS	AVG	LG	TD
Chris Evans	9	211	23.4	32	0
BENGALS	9	211	23.4	32	0
OPPONENTS	8	154	19.3	35	0

FIELD GOALS

	1-19	20-29	30-39	40-49	50+
Evan McPherson	0-0	2-2	7-7	2-2	3-3
BENGALS	0-0	2-2	7-7	2-2	3-3
OPPONENTS	0-0	2-2	2-2	3-3	0-0

Evan McPherson: (31G, 30G, 43G, 28G), (38G, 45G, 54G, 52G), (32G, 31G, 52G, 31G), (29G, 38G).

Opponents: (47G, 28G, 34G, 28G), (34G), (44G), (41G).

DEFENSE*	ST	AT	TT	SKS-YDS	INT-YDS	PD	FF	FR-YDS
Logan Wilson	26	13	39	0-0	1-0	3	0	0-0
Germaine Pratt	20	9	29	0-0	1-2	1	0	0-0
Chidobe Awuzie	16	8	24	0-0	1-1	1	0	0-0
Vonn Bell	17	6	23	1-7	1-5	1	0	0-0
Sam Hubbard	13	9	22	3-29	0-0	1	1	0-0
Eli Apple	15	6	21	0-0	0-0	3	0	0-0
Jessie Bates III	11	9	20	0-0	2-0	6	0	0-0
Mike Hilton	8	5	13	0-0	1-19	4	0	0-0
B.J. Hill	6	7	13	1.5-11.5	1-3	1	0	0-0
D.J. Reader	7	5	12	1-6	0-0	0	0	0-0
Trey Hendrickson	5	3	8	3.5-33.5	0-0	0	1	0-0
Tre Flowers	6	1	7	0-0	0-0	2	0	0-0
Khalid Kareem	2	1	3	0-0	0-0	0	0	0-0
Markus Bailey	1	2	3	0-0	0-0	0	0	0-0
Zach Kerr	1	0	1	0-0	0-0	0	0	0-0
Cam Sample	1	0	1	0-0	0-0	0	0	0-0
Larry Ogunjobi	0	0	0	0-0	0-0	0	0	1-11

SPECIAL TEAMS*

	ST	AT	TT	FF	FR-YDS	BP	BFG	BXP
Tre Flowers	4	0	4	0	0-0	0	0	0
Markus Bailey	3	0	3	0	0-0	0	0	0
Michael J. Thomas	3	0	3	0	0-0	0	0	0
Mike D. Thomas	2	1	3	0	0-0	0	0	0
Ricardo Allen	1	0	1	0	0-0	0	0	0
Chris Evans	1	0	1	0	0-0	0	0	0
Clay Johnston	1	0	1	0	0-0	0	0	0

MISCELLANEOUS DEFENSE*

	ST	AT	TT	FF	FR-YDS
Ja'Marr Chase	1	0	1	0	0-0
Samaje Perine	1	0	1	0	0-0

* NOTE: All defensive statistics above are press box statistics produced at the games.

POSTSEASON GAME SUMMARIES

1970 SEASON

AFC DIVISIONAL PLAYOFF

Baltimore Colts 17, Cincinnati Bengals 0 Saturday, Dec. 26, 1970 at Memorial Stadium

In their first season in the NFL after two in the American Football League, the Bengals made a furious run to reach the playoffs, winning their last seven games after a 1-6 start and claiming the first AFC Central Division title. But the powerful Colts, who would go on to defeat Dallas in Super Bowl V, were too much for Cincinnati. Legendary Baltimore QB Johnny Unitas threw TD passes to WRs Roy Jefferson and Ed Hinton in the first and fourth quarters, and the Baltimore defense came through on a cold, windy day, limiting Cincinnati to 63 yards rushing and 76 passing. Colts rookie RB Norm Bulaich rushed for 116 yards on 25 carries. Jim O'Brien, the Colts kicker from the University of Cincinnati, kicked a 44-yard FG. O'Brien would wind up making the game-winning FG as time expired in Super Bowl V. Cincinnati's lone scoring attempt, a 50-yard FG try by K Horst Muhlmann, was blocked by LB Ray May.

SCORE BY PERIODS	1	2	3	4	OT	PTS.
Cincinnati.....	0	0	0	0	—	0
Baltimore.....	7	3	0	7	—	17

TEAM — SCORING PLAY	QTR.-LEFT
Balt. — Jefferson 45 pass from Unitas (O'Brien kick).....	1-0:59
Balt. — O'Brien 44 field goal.....	2-7:37
Balt. — Hinton 53 pass from Unitas (O'Brien kick).....	4-7:07

Missed FGs: O'Brien (50B, 44WR), Muhlmann (50B).
Attendance: 51,127. **Time:** 2:19.

TEAM STATISTICS	CIN.	BALT.
First downs.....	7	15
Third down conversions-attempts.....	3-14	6-14
Total net yards.....	139	299
Net yards rushing.....	63	170
Net yards passing.....	76	129
Pass attempts-completions-interceptions.....	21-8-1	17-6-0
Sacks against-yards lost.....	3-17	2-16
Punts-average.....	8-39.1	6-38.3
Punt returns-yards.....	2-6	7-28
Kickoff returns-yards.....	3-46	1-0
Penalties-yards.....	1-5	6-63
Fumbles-lost.....	1-0	0-0
Time of possession.....	NA	NA

RUSHING

CIN.	ATT	YDS	LG	TD	BALT.	ATT	YDS	LG	TD
Robinson	5	25	9	0	Bulaich	25	116	13	0
Carter	2	16	9	0	Nowatzke	10	25	6	0
Phillips	10	12	4	0	Unitas	2	18	17	0
Lewis	3	10	9	0	Hill	3	11	8	0
Johnson	2	0	3	0	Jefferson	3	5	8	0
					Havrilak	3	0	1	0
					Hinton	1	-5	-5	0
TOTALS	22	63	9	0	TOTALS	47	170	17	0

PASSING

CIN.	ATT	CMP	YDS	TD-I	BALT.	ATT	CMP	YDS	TD-I
Carter	20	7	64	0-1	Unitas	17	6	145	2-0
Wyche	1	1	29	0-0					
TOTALS	21	8	93	0-1	TOTALS	17	6	145	2-0

RECEIVING

CIN.	NO	YDS	LG	TD	BALT.	NO	YDS	LG	TD
Myers	4	66	29	0	Hinton	3	86	53t	1
Phillips	2	12	6	0	Jefferson	2	51	45t	1
Thomas	1	9	9	0	Mackey	1	8	8	0
Johnson	1	6	6	0					
TOTALS	8	93	29	0	TOTALS	6	145	53t	2

DEFENSE

Cincinnati (press box stats) — **ST-AT-TT:** Bergey 7-7-14, Chomyszak 5-6-11, Avery 5-4-9, Beauchamp 6-2-8, Berry 4-4-8, Dyer 3-5-8, Reid 6-1-7, Carpenter 4-2-6, Parrish 4-0-4, Smith 3-0-3, Roman 2-1-3, Baccaglio 2-0-2, Lamb 1-1-2, Guillory 1-0-1, Johnson 1-0-1, Peterson 1-0-1, Riley 0-1-1. **SKS.-YDS.:** Berry 1-8, Chomyszak 1-8. **INT.-YDS.:** None. **PD:** Riley 2, Berry 1, Chomyszak 1, Parrish 1. **FF:** NA. **FR-YDS.:** None.

Baltimore (press box stats) — **ST-AT-TT:** M.Curtis 5-3-8, Volk 6-1-7, May 5-0-5, Hilton 1-4-5, Duncan 3-1-4, Bi.Smith 3-1-4, Logan 2-1-3, Bu.Smith 2-1-3, Hendricks 1-1-2, Miller 1-1-2, Grant 2-0-2, Gardin 1-0-1, Newsome 1-0-1, Nichols 1-0-1. **SKS.-YDS.:** Bu.Smith 1-9, Miller 1-3, Hilton 0.5-2.5, Bi.Smith 0.5-2.5. **INT.-YDS.:** M.Curtis 1-0. **PD:** Duncan 3, Logan 2, Stukes 2, M.Curtis 1, Volk 1. **FF:** NA. **FR-YDS.:** None.

1973 SEASON

AFC DIVISIONAL PLAYOFF

Miami Dolphins 34, Cincinnati Bengals 16 Sunday, Dec. 23, 1973 at the Orange Bowl

As was the case in their first postseason appearance three years earlier, the Bengals lost in the opening playoff round to the team that would go on to win the Super Bowl. The Bengals had tied Pittsburgh at 10-4 atop the AFC Central Division and won the title by virtue of a better AFC record. Miami took the first step toward a Super Bowl VIII win over Minnesota by outgaining Cincinnati 400-194 in net yards and posting 27 first downs to Cincinnati's 11. Cincinnati trailed only 21-16 at halftime after being down 21-3 midway through the second quarter, but the Dolphins shut out Cincinnati in the second half while getting a seven-yard TD pass from QB Bob Griese to TE Jim Mandich and a pair of FGs from K Garo Yepremian. Miami RB Mercury Morris rushed for 106 yards on 20 carries and FB Larry Csonka had 71 yards on 20 carries. The Bengals did not score an offensive TD, getting their only TD on a 45-yard INT return by S Neal Craig. Horst Muhlmann kicked three FGs for Cincinnati.

SCORE BY PERIODS	1	2	3	4	OT	PTS.
Cincinnati.....	3	13	0	0	—	16
Miami.....	14	7	10	3	—	34

TEAM — SCORING PLAY	QTR.-LEFT
Mia. — Warfield 13 pass from Griese (Yepremian kick).....	1-9:37
Cin. — Muhlmann 24 field goal.....	1-5:38
Mia. — Csonka 1 run (Yepremian kick).....	1-0:21
Mia. — Morris 4 run (Yepremian kick).....	2-7:37
Cin. — Craig 45 interception return (Muhlmann kick).....	2-3:26
Cin. — Muhlmann 46 field goal.....	2-0:08
Cin. — Muhlmann 12 field goal.....	2-0:04
Mia. — Mandich 7 pass from Griese (Yepremian kick).....	3-9:42
Mia. — Yepremian 50 field goal.....	3-4:48
Mia. — Yepremian 46 field goal.....	4-11:20

Missed FGs: None. **Attendance:** 74,770. **Time:** 2:36.

TEAM STATISTICS	CIN.	MIA.
First downs.....	11	27
Third down conversions-attempts.....	5-14	10-14
Total net yards.....	194	400
Net yards rushing.....	97	241
Net yards passing.....	97	159
Pass attempts-completions-interceptions.....	27-14-1	19-11-2
Sacks against-yards lost.....	3-16	0-0
Punts-average.....	7-36.3	2-49.0
Punt returns-yards.....	2-26	2-6
Kickoff returns-yards.....	2-42	2-14
Penalties-yards.....	2-19	1-5
Fumbles-lost.....	0-0	2-1
Time of possession.....	NA	NA

RUSHING

CIN.	ATT	YDS	LG	TD	MIA.	ATT	YDS	LG	TD
Clark	7	40	15	0	Morris	20	106	18	1
Anderson	3	26	22	0	Csonka	20	71	12	1
E.Johnson	2	17	14	0	Klick	10	51	27	0
Elliott	7	15	5	0	Leigh	1	8	8	0
Curtis	1	-1	-1	0	Nottingham	1	5	5	0
TOTALS	20	97	22	0	TOTALS	52	241	27	2

PASSING

CIN.	ATT	CMP	YDS	TD-I	MIA.	ATT	CMP	YDS	TD-I
Anderson	27	14	113	0-1	Griese	18	11	159	2-1
					Briscoe	1	0	0	0-1
TOTALS	27	14	113	0-1	TOTALS	19	11	159	2-2

RECEIVING

CIN.	NO	YDS	LG	TD	MIA.	NO	YDS	LG	TD
Elliott	9	53	16	0	Warfield	4	95	48	1
Joiner	2	33	18	0	Mandich	3	28	13	1
Clark	2	18	12	0	Klick	3	19	8	0
Curtis	1	9	9	0	Briscoe	1	17	17	0
TOTALS	14	113	18	0	TOTALS	11	159	48	2

DEFENSE

Cincinnati (press box stats) — **ST-AT-TT:** Bergey 7-5-12, Carpenter 7-5-12, Beauchamp 9-2-11, Casanova 9-1-10, Berry 5-1-6, White 5-0-5, Riley 4-1-5, Avery 3-2-5, Craig 3-2-5, Parrish 3-2-5, Pritchard 3-2-5, Adams 1-0-1, DeLeone 1-0-1, Jackson 1-0-1, LeClair 1-0-1, Trumpy 1-0-1, Reid 0-1-1. **SKS.-YDS.:** None. **INT.-YDS.:** Craig 1-45, Casanova 1-0. **PD:** Casanova 1, Craig 1, White 1. **FF:** NA. **FR-YDS.:** LeClair 1-0.

Miami (press box stats) — **ST-AT-TT:** Kolen 6-2-8, Scott 5-2-7, Anderson 5-1-6, Den Herder 5-1-6, Matheson 3-3-6, Bouniconti 3-1-4, Mumphord 2-2-4, Stanfill 2-2-4, Heinz 1-2-3, Bannon 2-0-2, Swift 1-1-2, M.Moore 0-2-2, Babb 1-0-1, Ball 1-0-1, Mandich 1-0-1, Johnson 0-1-1. **SKS.-YDS.:** Matheson 2-11, Stanfill 1-5. **INT.-YDS.:** Anderson 1-19. **PD:** Scott 2, Anderson 1, Johnson 1, Matheson 1. **FF:** NA. **FR-YDS.:** None.

1975 SEASON

AFC DIVISIONAL PLAYOFF

Oakland Raiders 31, Cincinnati Bengals 28
Sunday, Dec. 28, 1975 at Oakland Coliseum

The 1975 Bengals posted the best regular-season winning percentage in franchise history (.786), and they led the NFL in passing yards. But their 11-3 record earned them only a Wild Card spot behind 12-2 Pittsburgh in the AFC Central Division, and they drew a road game at 12-2 Oakland in the first playoff round. QB Ken Stabler, who went on to lead the Raiders to the AFC Championship game for the third straight year, passed for three TDs against Cincinnati. The Bengals closed a 31-14 fourth-quarter deficit to 31-28 with QB Ken Anderson's TD passes of 25 and 14 yards to WRs Charlie Joiner and Isaac Curtis, and Cincinnati had a chance to win after DT Ron Carpenter recovered a Raiders fumble on the Oakland 38 with 4:19 left. But a sack by future Hall-of-Fame LB Ted Hendricks helped the Raiders hold the Bengals without a first down, and after failing on a fourth-down try, the Bengals never regained possession. Stabler completed 17 of 23 attempts for 199 yards, three TDs and just one INT, while the Raiders totaled for 173 yards rushing. Anderson completed 17 of 27 passes for 201 yards, two TDs and no INTs, but was sacked five times.

SCORE BY PERIODS	1	2	3	4	OT	PTS.
Cincinnati.....	0	7	7	14	—	28
Oakland.....	3	14	7	7	—	31

TEAM — SCORING PLAY	QTR.-LEFT
Oak. — Blanda 27 field goal.....	1-2:13
Oak. — Siani 9 pass from Stabler (Blanda kick).....	2-12:53
Cin. — Fritts 1 run (Green kick).....	2-5:50
Oak. — Moore 8 pass from Stabler (Blanda kick).....	2-1:54
Oak. — Banaszak 6 run (Blanda kick).....	3-10:00
Cin. — Elliott 6 run (Green kick).....	3-4:46
Oak. — Casper 2 pass from Stabler (Blanda kick).....	4-13:03
Cin. — Joiner 25 pass from Anderson (Green kick).....	4-10:13
Cin. — Curtis 14 pass from Anderson (Green kick).....	4-5:44

Missed FGs: Blanda (41SH, 21B). **Attendance:** 53,039. **Time:** 2:50.

TEAM STATISTICS	CIN.	OAK.
First downs.....	17	27
Third down conversions-attempts.....	3-11	6-14
Total net yards.....	258	358
Net yards rushing.....	97	173
Net yards passing.....	161	185
Pass attempts-completions-interceptions.....	27-17-0	23-17-1
Sacks against-yards lost.....	5-40	1-14
Punts-average.....	6-35.8	1-38.0
Punt returns-yards.....	1-7	4-64
Kickoff returns-yards.....	4-71	5-121
Penalties-yards.....	5-37	7-64
Fumbles-lost.....	1-0	2-1
Time of possession.....	NA	NA

RUSHING

CIN.	ATT	YDS	LG	TD	OAK.	ATT	YDS	LG	TD
Clark	8	46	10	0	Davis	16	63	18	0
Elliott	4	25	9	1	Banaszak	17	62	18	1
Fritts	6	14	6	1	Hubbard	12	33	8	0
Anderson	3	12	8	0	J. Phillips	3	16	8	0
E. Johnson	3	0	6	0	Van Eeghen	1	3	3	0
Williams	1	0	0	0	Stabler	2	-4	-2	0
TOTALS	25	97	10	2	TOTALS	51	173	18	1

PASSING

CIN.	ATT	CMP	YDS	TD-I	OAK.	ATT	CMP	YDS	TD-I
Anderson	27	17	201	2-0	Stabler	23	17	199	3-1
TOTALS	27	17	201	2-0	TOTALS	23	17	199	3-1

RECEIVING

CIN.	NO	YDS	LG	TD	OAK.	NO	YDS	LG	TD
Clark	4	38	26	0	Moore	6	57	17	1
Myers	3	67	37	0	Branch	5	89	36	0
Joiner	3	60	28	1	Siani	3	35	15	1
Curtis	3	20	14t	1	Davis	2	16	10	0
Coslet	2	14	9	0	Casper	1	2	2t	1
Elliott	1	9	9	0					
Trumpy	1	-7	-7	0					
TOTALS	17	201	37	2	TOTALS	17	199	36	3

DEFENSE

Cincinnati (press box stats) — **ST-AT-TT:** LeClair 13-0-13, Jackson 9-0-9, Casanova 7-0-7, Pritchard 7-0-7, Riley 4-0-4, White 4-0-4, Beauchamp 3-0-3, K. Johnson 3-0-3, Brown 2-0-2, Carpenter 2-0-2, Parrish 2-0-2, Cousino 1-0-1, Green 1-0-1, Harris 1-0-1, Novak 1-0-1. **SKS.-YDS.:** Brown 1-14. **INT.-YDS.:** Riley 1-34. **PD:** Riley 2, Casanova 1, Jackson 1, LeClair 1, Parrish 1. **FF:** NA. **FR.-YDS.:** Carpenter 1-0.

Oakland (press box stats) — **ST-AT-TT:** Hendricks 7-0-7, Johnson 5-0-5, C. Phillips 5-0-5, Irons 4-1-5, Colzie 4-0-4, Thoms 4-0-4, Villapiano 3-1-4, Sistrunk 3-0-3, Thomas 3-0-3, Atkinson 2-0-2, Jones 2-0-2, Tatum 2-0-2, Banaszak 1-0-1, Denney 1-0-1, Van Eeghen 1-0-1. **SKS.-YDS.:** Hendricks 3-26, Thoms 1-8, Sistrunk 1-6. **INT.-YDS.:** None. **PD:** Johnson 3, Colzie 2, Thomas 2, C. Phillips 1, Tatum 1, Villapiano 1. **FF:** NA. **FR.-YDS.:** None.

1981 SEASON

AFC DIVISIONAL PLAYOFF

Cincinnati Bengals 28, Buffalo Bills 21

Sunday, Jan. 3, 1982 at Riverfront Stadium

It took four tries, but the AFC Central Division Champion Bengals finally won a playoff game — their first-ever postseason home contest — when they held off a rallying Bills Wild Card team, taking the first step toward Super Bowl XVI. Cincinnati, which failed to produce a postseason win in its first three playoff appearances — in 1970, '73 and '75 — lost leads of 14-0 and 21-14 before eventually winning with what was a solid performance by the entire team. The offense didn't yield a turnover while the defense intercepted two Buffalo passes, and the special teams played soundly the entire game. QB Ken Anderson, who was the NFL's top-rated quarterback and its consensus MVP in the regular season, connected on a 16-yard TD pass to rookie WR Cris Collinsworth with 10:39 remaining in the fourth quarter to break a tie and take a 28-21 lead. The Bills were again poised to tie the game and set up an overtime period after driving 50 yards to the Bengals' 20 with just over three minutes left. But a costly delay-of-game penalty on fourth down led to giving the ball back to Cincinnati, and Buffalo was unable to mount another serious threat. Anderson completed 14 of 21 passes for 192 yards and directed a 305-yard attack, and TE Dan Ross recorded a game-high six receptions for 71 yards. The Bills held Bengals FB Pete Johnson, who had a career-high 1077 rushing yards in the regular season, to just 45 yards on 17 carries. But HB Charles Alexander — Johnson's blocker for the majority of the regular season — responded for Cincinnati with a season-high 72 yards, with two TD runs.

SCORE BY PERIODS	1	2	3	4	OT	PTS.
Buffalo.....	0	7	7	7	—	21
Cincinnati.....	14	0	7	7	—	28

TEAM — SCORING PLAY	QTR.-LEFT
Cin. — Alexander 4 run (Breech kick).....	1-8:56
Cin. — Johnson 1 run (Breech kick).....	1-2:40
Buff. — Cribbs 1 run (Mike-Mayer kick).....	2-0:20
Buff. — Cribbs 44 run (Mike-Mayer kick).....	3-10:23
Cin. — Alexander 20 run (Breech kick).....	3-6:56
Buff. — Butler 21 pass from Ferguson (Mike-Mayer kick).....	4-14:52
Cin. — Collinsworth 16 pass from Anderson (Breech kick).....	4-10:39

Missed FGs: Breech (33B). **Attendance:** 55,420. **Time:** 2:50.

TEAM STATISTICS	BUFF.	CIN.
First downs.....	21	22
Third down conversions-attempts.....	3-9	6-11
Total net yards.....	336	305
Net yards rushing.....	134	136
Net yards passing.....	202	169
Pass attempts-completions-interceptions.....	31-15-2	21-14-0
Sacks against-yards lost.....	0-0	4-23
Punts-average.....	3-42.0	4-44.5
Punt returns-yards.....	2-8	1-27
Kickoff returns-yards.....	5-82	4-94
Penalties-yards.....	6-56	5-44
Fumbles-lost.....	0-0	0-0
Time of possession.....	28:19	31:41

RUSHING

BUFF.	ATT	YDS	LG	TD	CIN.	ATT	YDS	LG	TD
Cribbs	15	90	44t	2	Alexander	13	72	20t	2
Hooks	9	30	7	0	Johnson	17	45	9	1
Leaks	3	12	6	0	Anderson	2	15	13	0
Brown	1	2	2	0	A. Griffin	1	4	4	0
TOTALS	28	134	44t	2	TOTALS	33	136	20t	3

PASSING

BUFF.	ATT	CMP	YDS	TD-I	CIN.	ATT	CMP	YDS	TD-I
Ferguson	31	15	202	1-2	Anderson	21	14	192	1-0
TOTALS	31	15	202	1-2	TOTALS	21	14	192	1-0

RECEIVING

BUFF.	NO	YDS	LG	TD	CIN.	NO	YDS	LG	TD
Butler	4	98	54	1	Ross	6	71	18	0
Lewis	3	38	19	0	Johnson	3	23	9	0
Brammer	3	23	11	0	Collinsworth	2	24	16t	1
Leaks	2	16	9	0	Kreider	1	42	42	0
Hooks	2	15	9	0	Curtis	1	22	22	0
Jessie	1	12	12	0	Alexander	1	10	10	0
TOTALS	15	202	54	1	TOTALS	14	192	42	1

DEFENSE

Buffalo (press box stats) — **ST-AT-TT:** Haslett 3-6-9, Robertson 5-3-8, Simpson 2-5-7, Villapiano 2-5-7, Freeman 4-2-6, Sanford 3-1-4, Smerlas 2-2-4, White 1-3-4, Kush 1-2-3, Brown 1-1-2, Nixon 1-1-2, Ritcher 1-1-2, Johnson 1-0-1, Jones 1-0-1, Kadish 1-0-1, Romes 1-0-1, C. Williams 1-0-1, Cater 0-1-1, B. Williams 0-1-1. **SKS.-YDS.:** Johnson 1-NA, Smerlas 1-NA, White 1-NA, B. Williams 1-NA. **INT.-YDS.:** None. **PD:** Romes 2, Simpson 2, Freeman 1, Kush 1, Sanford 1. **FF:** None. **FR.-YDS.:** None.

Cincinnati (press box stats) — **ST-AT-TT:** B. Harris 6-2-8, Cameron 3-4-7, Williams 2-4-6, Browner 4-1-5, Hicks 3-2-5, LeClair 2-3-5, Edwards 2-2-4, Kemp 0-4-4, Breeden 3-0-3, Dinkel 1-2-3, R. Griffin 2-0-2, Riley 2-0-2, Simmons 1-1-2, Whitley 1-1-2, Davis 0-2-2, Fuller 1-0-1, Verser 1-0-1, Bush 0-1-1. **SKS.-YDS.:** None. **INT.-YDS.:** B. Harris 1-16, Riley 1-0. **PD:** Breeden 4, Kemp 3, Riley 2, Williams 2, Cameron 1, B. Harris 1, LeClair 1. **FF:** None. **FR.-YDS.:** None.

1981 SEASON**AFC CHAMPIONSHIP****"The Freezer Bowl"****Cincinnati Bengals 27, San Diego Chargers 7**
Sunday, Jan. 10, 1982 at Riverfront Stadium

This game not only brought the Bengals their first AFC Championship and a berth in Super Bowl XVI, it was played in conditions that made the 46,302 fans on hand feel like champions themselves. With a frigid temperature of minus-9 degrees, winds gusting from 20 to 35 miles per hour and an incredible wind-chill factor of minus-59, this famous game became known as the "Freezer Bowl." To this day, no NFL game has been played with a wind chill so cold. More than 13,000 ticket holders stayed home, but those who came saw the Bengals dominate their opponents from sunny San Diego. The Bengals first attacked them mentally, as every Cincinnati offensive and defensive lineman — along with FB Pete Johnson — took the psychological initiative to tough the cold and play in short sleeves. The teams were relatively even in yards gained with Cincinnati leading 318-301, but the Bengals won the turnover battle 4-0 with two INTs and two FRs. Chargers QB Dan Fouts struggled more in the arctic atmosphere than Bengals QB Ken Anderson, who completed 14 of 22 passes for 161 yards and no INTs. Only one player suffered a weather-related injury in the game — Bengals DE Eddie Edwards with a froshitten right ear.

SCORE BY PERIODS	1	2	3	4	OT	PTS.
San Diego	0	7	0	0	—	7
Cincinnati	10	7	3	7	—	27

TEAM — SCORING PLAY	QTR.-LEFT
Cin. — Breech 31 field goal	1-8:05
Cin. — M.Harris 8 pass from Anderson (Breech kick)	1-7:06
S.D. — Winslow 33 pass from Fouts (Benirschke kick)	2-13:34
Cin. — Johnson 1 run (Breech kick)	2-9:57
Cin. — Breech 38 field goal	3-7:47
Cin. — Bass 3 pass from Anderson (Breech kick)	4-6:52

Missed FGs: Benirschke (37SH, 50SH). **Attendance:** 46,302. **Time:** 2:47.

TEAM STATISTICS	S.D.	CIN.
First downs	18	19
Third down conversions-attempts	5-12	5-11
Total net yards	301	318
Net yards rushing	128	143
Net yards passing	173	175
Pass attempts-completions-interceptions	28-15-2	23-15-0
Sacks against-yards lost	2-12	0-0
Punts-average	2-29.5	3-30.6
Punt returns-yards	1-7	0-0
Kickoff returns-yards	7-132	1-40
Penalties-yards	2-15	3-25
Fumbles-lost	4-2	3-1
Time of possession	29:42	30:18

RUSHING									
S.D.	ATT	YDS	LG	TD	CIN.	ATT	YDS	LG	TD
Muncie	23	94	11	0	Johnson	21	80	11	1
Brooks	6	23	9	0	Alexander	9	22	4	0
Fouts	1	6	6	0	Anderson	5	39	13	0
Cappelletti	1	5	5	0	Collinsworth	1	2	2	0
TOTALS	31	128	11	0	TOTALS	36	143	13	1

PASSING									
S.D.	ATT	CMP	YDS	TD-I	CIN.	ATT	CMP	YDS	TD-I
Fouts	28	15	185	1-2	Anderson	22	14	161	2-0
					Thompson	1	1	14	0-0
TOTALS	28	15	185	1-2	TOTALS	23	15	175	2-0

RECEIVING									
S.D.	NO	YDS	LG	TD	CIN.	NO	YDS	LG	TD
Chandler	6	79	25	0	Ross	5	69	19	0
Winslow	3	47	33t	1	Alexander	3	25	16	0
Joiner	3	41	21	0	Collinsworth	2	28	16	0
Brooks	2	5	4	0	Curtis	2	28	15	0
Sievers	1	13	13	0	Johnson	1	14	14	0
					M.Harris	1	8	8t	1
					Bass	1	3	3t	1
TOTALS	15	185	33t	1	TOTALS	15	175	19	2

San Diego (press box stats) — **ST-AT-TT:** King 6-3-9, Johnson 7-1-8, Kelcher 5-1-6, Edwards 4-1-5, Lowe 4-0-4, Woodcock 3-1-4, Young 3-1-4, Buchanan 2-1-3, Laslavic 2-1-3, Shaw 2-1-3, M.Williams 2-1-3, Horn 2-0-2, Preston 1-1-2, Fouts 1-0-1, Jones 1-0-1, Ferguson 0-1-1. **SKS.-YDS.:** None. **INT.-YDS.:** None. **PD:** Shaw 2, Buchanan 1, Edwards 1, King 1, Lowe 1. **FF:** Buchanan 1, Edwards 1. **FR.-YDS.:** Buchanan 1-8.

Cincinnati (press box stats) — **ST-AT-TT:** Hicks 8-1-9, Browner 6-3-9, Williams 5-2-7, Cameron 3-4-7, B.Harris 5-1-6, Breeden 4-1-5, Kemp 3-2-5, LeClair 3-1-4, Whitley 2-2-4, R.Griffin 3-0-3, Dinkel 2-0-2, Frazier 1-1-2, Edwards 1-1-2, Breech 1-0-1, Davis 1-0-1, Fuller 1-0-1, St. Clair 1-0-1, Riley 0-1-1. **SKS.-YDS.:** Edwards 1-7, B.Harris 1-5. **INT.-YDS.:** Kemp 1-24, Breeden 1-0. **PD:** Kemp 4, Riley 3, Breeden 2, Hicks 2, LeClair 2, Bass 1, R.Griffin 1. **FF:** Cameron 1, Hicks 1, Razzano 1, Williams 1. **FR.-YDS.:** Bass 1-0, Browner 1-0.

1981 SEASON**SUPER BOWL XVI****San Francisco 49ers 26, Cincinnati Bengals 21**
Sunday, Jan. 24, 1982 at Pontiac Silverdome (Pontiac, Mich.)

Cincinnati outgained San Francisco by 81 yards (356-275), marking the first time in Super Bowl history the losing team led in scrimmage yardage. Bengals QB Ken Anderson set Super Bowl records (since surpassed) for completions (25) and completion percentage (73.5), and his 300 passing yards nearly doubled the 157 by 49ers QB Joe Montana, the game's MVP. But Cincinnati suffered four turnovers to San Francisco's one, and three of those giveaways led to 17 first-half points for the 49ers, who led 20-0 at intermission. Leading 20-7, San Francisco staged a memorable goal-line stand late in the third quarter, stopping Cincinnati for no gain on three straight plays from the one-yard line. The Bengals still closed the gap to 20-14 with a four-yard TD pass from Anderson to TE Dan Ross with 10:06 left, but the 49ers added FGs of 40 and 23 yards by K Ray Wersching to pull away. Cincinnati crept to within 26-21 with 16 seconds left on a second Anderson-to-Ross TD pass, but San Francisco recovered the Bengals' ensuing onside kick to seal the victory. Wersching's four FGs tied a Super Bowl record (still tied) and Ross' 11 receptions set a Super Bowl record (since broken).

SCORE BY PERIODS	1	2	3	4	OT	PTS.
San Francisco	7	13	0	6	—	26
Cincinnati	0	0	7	14	—	21

TEAM — SCORING PLAY	QTR.-LEFT
S.F. — Montana 1 run (Wersching kick)	1-5:52
S.F. — Cooper 11 pass from Montana (Wersching kick)	2-6:53
S.F. — Wersching 22 field goal	2-0:15
S.F. — Wersching 26 field goal	2-0:02
Cin. — Anderson 5 run (Breech kick)	3-11:25
Cin. — Ross 4 pass from Anderson (Breech kick)	4-10:06
S.F. — Wersching 40 field goal	4-5:25
S.F. — Wersching 23 field goal	4-1:57
Cin. — Ross 3 pass from Anderson (Breech kick)	4-0:16

Missed FGs: None. **Attendance:** 81,270. **Time:** 3:21.

TEAM STATISTICS	S.F.	CIN.
First downs	20	24
Third down conversions-attempts	8-15	6-12
Total net yards	275	356
Net yards rushing	127	72
Net yards passing	148	284
Pass attempts-completions-interceptions	22-14-0	34-25-2
Sacks against-yards lost	1-9	5-16
Punts-average	4-46.3	3-43.7
Punt returns-yards	1-6	4-35
Kickoff returns-yards	2-40	7-52
Penalties-yards	8-65	8-57
Fumbles-lost	2-1	2-2
Time of possession	30:34	29:26

RUSHING									
S.F.	ATT	YDS	LG	TD	CIN.	ATT	YDS	LG	TD
Patton	17	55	10	0	Johnson	14	36	5	0
Cooper	9	34	14	0	Alexander	5	17	13	0
Montana	6	18	7	1	Anderson	4	15	6	1
Ring	5	17	7	0	A.Griffin	1	4	4	0
Davis	2	5	4	0					
Clark	1	-2	-2	0					
TOTALS	40	127	14	1	TOTALS	24	72	13	1

PASSING									
S.F.	ATT	CMP	YDS	TD-I	CIN.	ATT	CMP	YDS	TD-I
Montana	22	14	157	1-0	Anderson	34	25	300	2-2
TOTALS	22	14	157	1-0	TOTALS	34	25	300	2-2

RECEIVING									
S.F.	NO	YDS	LG	TD	CIN.	NO	YDS	LG	TD
Solomon	4	52	20	0	Ross	11	104	16	2
Clark	4	45	17	0	Collinsworth	5	107	49	0
Cooper	2	15	11t	1	Curtis	3	42	21	0
Wilson	1	22	22	0	Kreider	2	36	19	0
Young	1	14	14	0	Johnson	2	8	5	0
Patton	1	6	6	0	Alexander	2	3	3	0
Ring	1	3	3	0					
TOTALS	14	157	22	1	TOTALS	25	300	49	2

San Francisco (press box stats) — **ST-AT-TT:** Leopold 6-1-7, Reynolds 6-1-7, Harper 6-0-6, Reese 5-1-6, Williamson 5-0-5, Wright 5-0-5, Lott 4-1-5, Hicks 2-3-5, Stuckey 3-1-4, Board 2-1-3, Gervais 2-1-3, Harty 2-0-2, Turner 2-0-2, Bunz 1-0-1, Cross 1-0-1, Dean 1-0-1, Lawrence 1-0-1, McColl 1-0-1, Puki 0-1-1. **SKS.-YDS.:** Stuckey 1-6, Dean 1-4, Turner 1-4, Reynolds 1-2, Leopold 1-0. **INT.-YDS.:** Hicks 1-27, Wright 1-25. **PD:** Wright 2, Hicks 1. **FF:** Wright 1. **FR.-YDS.:** McCall 1-0, Thomas 1-0.

Cincinnati (press box stats) — **ST-AT-TT:** Browner 10-0-10, Breeden 7-0-7, Kemp 6-0-6, Williams 5-1-6, Razzano 4-0-4, Riley 4-0-4, Cameron 3-1-4, Hicks 3-1-4, B.Harris 2-2-4, LeClair 1-2-3, St. Clair 1-2-3, Edwards 2-0-2, Hargrove 1-0-1, R.Griffin 1-0-1, Montoya 1-0-1, Whitley 1-0-1, Wilson 1-0-1, Dinkel 0-1-1. **SKS.-YDS.:** Browner 1-9. **INT.-YDS.:** None. **PD:** Cameron 2, Breeden 1, Riley 1, Williams 1. **FF:** Montoya 1. **FR.-YDS.:** Simmons 1-0.

1982 SEASON

AFC FIRST-ROUND PLAYOFF

N.Y. Jets 44, Cincinnati Bengals 17
Sunday, Jan. 9, 1983 at Riverfront Stadium

The defending AFC Champion Bengals lost an early 14-3 lead and were dismantled by the underdog Jets. The 7-2 Bengals were the AFC's No. 3 seed in 16-team "Super Bowl Tournament," organized for the strike-shortened regular season. RB Freeman McNeil led No. 6 seed New York, rushing for 202 yards and a TD against Cincinnati's No. 3-ranked rush defense. Cincinnati trailed only 23-17 after three periods, but suffered a particularly demoralizing fourth quarter, which included two INTs (one for a TD), a TD pass nullified by a false start penalty, a missed FG, a lost fumble and two rushing TDs allowed.

SCORE BY PERIODS	1	2	3	4	OT	PTS.
N.Y. Jets.....	3	17	3	21	—	44
Cincinnati.....	14	0	3	0	—	17

TEAM — SCORING PLAY	QTR.-LEFT
Cin. — Curtis 32 pass from Anderson (Breech kick).....	1-8:30
NYJ — Leahy 32 field goal.....	1-5:59
Cin. — Ross 2 pass from Anderson (Breech kick).....	1-1:46
NYJ — Gaffney 14 pass from McNeil (Leahy kick).....	2-12:55
NYJ — Walker 4 pass from Todd (Leahy kick).....	2-4:02
NYJ — Leahy 24 field goal.....	2-0:34
NYJ — Leahy 47 field goal.....	3-9:30
Cin. — Breech 20 field goal.....	3-2:28
NYJ — McNeil 20 run (Leahy kick).....	4-8:24
NYJ — Ray 98 interception return (Leahy kick).....	4-4:50
NYJ — Crutchfield 1 run (Leahy kick).....	4-1:56

Missed FGs: Breech (46WR). **Attendance:** 57,560. **Time:** 3:13.

TEAM STATISTICS	NYJ	CIN.
First downs.....	27	23
Third down conversions-attempts.....	6-9	7-10
Total net yards.....	517	395
Net yards rushing.....	234	62
Net yards passing.....	283	333
Pass attempts-completions-interceptions.....	29-21-1	36-26-3
Sacks against-yards lost.....	0-0	4-21
Punts-average.....	0-0.0	2-43.0
Punt returns-yards.....	1-2	0-0
Kickoff returns-yards.....	4-69	8-138
Penalties-yards.....	12-95	7-60
Fumbles-lost.....	2-1	2-1
Time of possession.....	28:44	31:16

RUSHING

NYJ	ATT	YDS	LG	TD	CIN.	ATT	YDS	LG	TD
McNeil	21	202	35	1	Johnson	9	26	14	0
Dierking	3	11	9	0	A.Griffin	3	17	8	0
Harper	2	9	9	0	Alexander	7	14	6	0
Newton	2	6	4	0	Anderson	2	5	3	0
Todd	3	3	8	0					
Augustyniak	2	2	1	0					
Crutchfield	1	1	11	1					
TOTALS	34	234	35	2	TOTALS	21	62	14	0

PASSING

NYJ	ATT	CMP	YDS	TD-I	CIN.	ATT	CMP	YDS	TD-I
Todd	28	20	269	1-1	Anderson	35	26	354	2-3
McNeil	1	1	14	1-0	Schonert	1	0	0	0-0
TOTALS	29	21	283	2-1	TOTALS	36	26	354	2-3

RECEIVING

NYJ	NO	YDS	LG	TD	CIN.	NO	YDS	LG	TD
Walker	8	145	49	1	Collinsworth	7	120	53	0
Gaffney	4	50	20	1	Ross	6	89	26	1
Harper	2	35	19	0	Curtis	3	63	32t	1
L.Jones	2	22	12	0	Kreider	3	41	17	0
Dierking	2	9	5	0	A.Griffin	3	14	6	0
Barkum	1	9	9	0	Johnson	3	7	9	0
McNeil	1	9	9	0	M.Harris	1	20	20	0
Augustyniak	1	4	4	0					
TOTALS	21	283	49	2	TOTALS	26	354	53	2

DEFENSE

N.Y. Jets (press box stats) — **ST-AT-TT:** Mehl 9-1-10, Neil 7-0-7, Schroy 6-0-6, Crable 3-3-6, Buttle 4-0-4, Jackson 4-0-4, Holmes 3-0-3, Ray 3-0-3, Lynn 2-0-2, Sohn 2-0-2, Lyons, 1-1-2, Salaam 1-1-2, Barber 1-0-1, Bennett 1-0-1, Gastineau 1-0-1, Johnson 1-0-1, B.Jones 1-0-1, Newton 1-0-1, Shuler 1-0-1, Woodring 1-0-1. **SKS.-YDS.:** Salaam 1-8, Lynn 1-7, Gastineau 1-4, Lyons 1-2. **INT.-YDS.:** Lynn 2-40, Ray 1-98. **PD:** Lynn 2, Crable 1, Ray 1. **FF:** Bennett 1, B.Jones 1. **FR-YDS.:** Crable 1-0.

Cincinnati (press box stats) — **ST-AT-TT:** Cameron 8-0-8, Browner 6-2-8, Williams 6-1-7, Riley 5-1-6, R.Griffin 5-0-5, Kemp 5-0-5, Fuller 4-0-4, B.Harris 4-0-4, LeClair 2-2-4, Breeden 1-2-3, Edwards 2-0-2, Hicks 2-0-2, Simmons 2-0-2, Davis 1-0-1, Frazier 1-0-1, Jackson 1-0-1, Munoz 1-0-1, Ross 1-0-1, Verser 1-0-1, Whitley 1-0-1, Razzano 0-1-1. **SKS.-YDS.:** None. **INT.-YDS.:** Riley 1-0. **PD:** Kemp 1, Riley 1, Whitley 1. **FF:** Kemp 2. **FR-YDS.:** Fuller 1-20.

1988 SEASON

AFC DIVISIONAL PLAYOFF

Cincinnati Bengals 21, Seattle Seahawks 13
Saturday, Dec. 31, 1988 at Riverfront Stadium

Unbeaten at home in eight regular-season games, the AFC Central Division Champion Bengals ran their Riverfront Stadium mark to 9-0 by rushing for a season-high 254 yards. They scored all three of their TDs in the first half and withstood a 13-point Seattle fourth quarter. The Seahawks pulled to within 21-13 on QB Dave Krieg's one-yard sneak with 6:05 to play, but K Norm Johnson's missed PAT left the visitors still two scores short, as the two-point conversion would not be added to NFL rules until 1994. The victory earned the Bengals their first trip to the AFC Championship game since the 1981 season. Bengals rookie FB Ickey Woods rushed for 126 yards on 23 carries, and his one-yard TD run midway through the second quarter gave Cincinnati a 21-0 halftime lead. A pair of three-yard TD runs in the first and second quarters by FB Stanley Wilson opened the Bengals' scoring. Wilson added 45 rushing yards on seven attempts, while HB James Brooks rushed for 72 yards on 13 attempts. Cincinnati's defense held Seattle to just 22 yards rushing the entire game and only 49 total net yards in the first half. The Bengals stayed on the ground to win, getting only seven completions from QB Boomer Esiason, the NFL's top-rated quarterback and its consensus MVP in the regular season, and only one reception from WR Eddie Brown, who led the AFC in the regular season with 1273 receiving yards.

SCORE BY PERIODS	1	2	3	4	OT	PTS.
Seattle.....	0	0	0	13	—	13
Cincinnati.....	7	14	0	0	—	21

TEAM — SCORING PLAY	QTR.-LEFT
Cin. — Wilson 3 run (Breech kick).....	1-9:11
Cin. — Wilson 3 run (Breech kick).....	2-11:35
Cin. — Woods 1 run (Breech kick).....	2-7:40
Sea. — Williams 7 pass from Krieg (Johnson kick).....	4-11:40
Sea. — Krieg 1 run (kick failed).....	4-6:05

Missed FGs: None. **Attendance:** 58,560. **Time:** 3:12.

TEAM STATISTICS	SEA.	CIN.
First downs.....	19	22
Third down conversions-attempts.....	2-12	6-12
Total net yards.....	294	345
Net yards rushing.....	22	254
Net yards passing.....	272	91
Pass attempts-completions-interceptions.....	50-24-2	19-7-0
Sacks against-yards lost.....	3-25	2-17
Punts-average.....	6-44.1	6-46.0
Punt returns-yards.....	5-30	3-19
Kickoff returns-yards.....	3-66	3-54
Penalties-yards.....	5-45	2-29
Fumbles-lost.....	1-1	3-2
Time of possession.....	24:41	35:19

RUSHING

SEA.	ATT	YDS	LG	TD	CIN.	ATT	YDS	LG	TD
Warner	7	15	8	0	Woods	23	126	30	1
Williams	8	6	3	0	Brooks	13	72	26	0
Krieg	1	1	11	1	Wilson	7	45	20	2
					Esiason	4	11	11	0
TOTALS	16	22	8	1	TOTALS	47	254	30	3

PASSING

SEA.	ATT	CMP	YDS	TD-I	CIN.	ATT	CMP	YDS	TD-I
Krieg	50	24	297	1-2	Esiason	19	7	108	0-0
Warner	0	0	0	0-0					
TOTALS	50	24	297	1-2	TOTALS	19	7	108	0-0

RECEIVING

SEA.	NO	YDS	LG	TD	CIN.	NO	YDS	LG	TD
Williams	11	137	37	1	Holman	3	44	24	0
Blades	5	78	24	0	Collinsworth	1	30	30	0
Butler	2	40	32	0	Brown	1	23	23	0
Largent	2	17	12	0	Brooks	1	9	9	0
Skansi	1	11	11	0	Riggs	1	2	2	0
Clark	1	8	8	0					
Spagnola	1	7	7	0					
Warner	1	-1	-1	0					
TOTALS	24	297	37	1	TOTALS	7	108	30	0

DEFENSE

Seattle (press box stats) — **ST-AT-TT:** Robinson 9-2-11, Comeaux 7-1-8, Scholtz 6-1-7, Wyman 6-0-6, Green 5-1-6, Jenkins 3-1-4, Clarke 3-0-3, Woods 3-0-3, Moyer 2-1-3, Nash 2-1-3, Taylor 2-0-2, Dean 1-0-1, Spagnola 1-0-1, Gaines 0-1-1. **SKS.-YDS.:** Clarke 1-9, Green 1-8. **INT.-YDS.:** None. **PD:** Robinson 1, Scholtz 1. **FF:** Clarke 1, Green 1. **FR-YDS.:** Nash 1-0.

Cincinnati (press box stats) — **ST-AT-TT:** Krumrie 5-2-7, Billups 4-2-6, Fulcher 4-1-5, Buck 1-4-5, Thomas 4-0-4, Wilcots 4-0-4, Williams 3-1-4, White 3-0-3, Zander 1-2-3, Dixon 2-0-2, Horton 2-0-2, Grant 1-1-2, Kelly 1-1-2, Skow 1-1-2, Bussey 1-0-1, King 0-1-1. **SKS.-YDS.:** Williams 1-11, Skow 1-10, Buck 1-4. **INT.-YDS.:** Thomas 1-0, Wilcots 1-0. **PD:** Thomas 6, Billups 4, Dixon 1, Fulcher 1, Wilcots 1. **FF:** Krumrie 1. **FR-YDS.:** Skow 1-0.

1988 SEASON

AFC CHAMPIONSHIP

Cincinnati Bengals 21, Buffalo Bills 10
Sunday, Jan. 8, 1989 at Riverfront Stadium

The week before the AFC Championship game was filled with controversy, as Bills head coach Marv Levy convinced the NFL office that Bengals head coach Sam Wyche's no-huddle offense was illegal. Cincinnati had developed and employed the no-huddle attack all season, but shortly before kickoff, the league informed the team that game officials would severely restrict its use. Wyche eventually would prevail in this rule book battle. Nevertheless, his offense, forced to abandon its no-huddle tactics for this contest, returned to basics and led the charge in beating Buffalo for a berth in Super Bowl XXIII. It was Cincinnati's third victory of the year over Buffalo, the Bengals having also downed the Bills in the preseason and regular season. Cincinnati won with a punishing rushing game, running the ball on 50 of 73 offensive plays and gaining 175 of its 249 total yards on the ground. Cincinnati's defense recorded a solid performance, holding the Bills to 181 total yards, including just 53 in the second half. Cincinnati made eight of 16 combined third-down and fourth-down conversions while allowing the Bills a debilitating none of 11. Bengals rookie FB Ickey Woods had his second 100-yard rushing game of the postseason, gaining 102 on 29 carries. The Bengals advanced to the Super Bowl from what was, at the time, the worst previous-season finish (4-11) of any Super Bowl qualifier. Even to the present time, only the 1999 St. Louis Rams (4-12 in '98) have gone farther.

SCORE BY PERIODS	1	2	3	4	OT	PTS.
Buffalo	0	10	0	0	—	10
Cincinnati	7	7	0	7	—	21

TEAM — SCORING PLAY	QTR-LEFT
Cin. — Woods 1 run (Breech kick)	1-1:51
Buff. — Reed 9 pass from Kelly (Norwood kick)	2-13:21
Cin. — Brooks 10 pass from Esiason (Breech kick)	2-2:21
Buff. — Norwood 39 field goal	2-0:22
Cin. — Woods 1 run (Breech kick)	4-14:56

Missed FGs: Norwood (43WL). **Attendance:** 59,747. **Time:** 3:10.

TEAM STATISTICS	BUFF.	CIN.
First downs	10	23
Third down conversions-attempts	0-10	7-15
Total net yards	181	249
Net yards rushing	45	175
Net yards passing	136	74
Pass attempts-completions-interceptions	30-14-3	20-11-2
Sacks against-yards lost	3-27	3-20
Punts-average	6-45.1	6-36.8
Punt returns-yards	1-2	3-24
Kickoff returns-yards	3-57	3-30
Penalties-yards	5-50	4-45
Fumbles-lost	0-0	2-0
Time of possession	20:31	39:29

RUSHING

BUFF.	ATT	YDS	LG	TD	CIN.	ATT	YDS	LG	TD
Mueller	8	21	13	0	Woods	29	102	16	2
Kelly	2	10	5	0	Wilson	5	29	9	0
Thomas	4	6	2	0	Esiason	7	26	29	0
Riddick	1	4	4	0	Jennings	2	12	8	0
Byrum	1	3	3	0	Brooks	7	6	5	0
Harmon	1	1	1	0					
TOTALS	17	45	13	0	TOTALS	50	175	29	2

PASSING

BUFF.	ATT	CMP	YDS	TD-I	CIN.	ATT	CMP	YDS	TD-I
Kelly	30	14	163	1-3	Esiason	20	11	94	1-2
TOTALS	30	14	163	1-3	TOTALS	20	11	94	1-2

RECEIVING

BUFF.	NO	YDS	LG	TD	CIN.	NO	YDS	LG	TD
Reed	5	55	18	1	Holman	4	38	21	0
Riddick	3	28	14	0	Brooks	2	21	11	1
Harmon	3	18	9	0	Riggs	2	16	13	0
T. Johnson	2	48	26	0	McGee	2	14	8	0
Metzelaars	1	14	14	0	Collinsworth	1	5	5	0
TOTALS	14	163	26	1	TOTALS	11	94	21	1

DEFENSE

Buffalo (press box stats) — **ST-AT-TT:** Talley 7-4-11, Still 9-0-9, Bentley 5-4-9, L. Smith 4-2-6, Bennett 4-1-5, B. Smith 4-1-5, Burroughs 4-0-4, Conlan 3-1-4, Odomes 3-1-4, Radecic 3-1-4, Kelso 2-1-3, Jackson 2-0-2, Cocroft 1-0-1, Davis 1-0-1, Riddick 1-0-1, Rittcher 1-0-1. **SKS.-YDS.:** B. Smith 2-13, Still 1-7. **INT.-YDS.:** Kelso 1-25, Bentley 1-0. **PD:** Bentley 2, Kelso 2, Burroughs 1, Talley 1, Radecic 1. **FF:** Odomes 1. **FR-YDS.:** None.

Cincinnati (press box stats) — **ST-AT-TT:** Krumrie 3-3-6, White 4-1-5, Thomas 4-0-4, Bussey 3-0-3, Barker 2-1-3, Fulcher 1-2-3, Horton 1-2-3, Wilcots 1-2-3, Williams 1-2-3, Buck 2-0-2, Zander 2-0-2, Dixon 1-1-2, Kelly 1-1-2, Grant 1-0-1, Skow 1-0-1, Billups 0-1-1. **SKS.-YDS.:** Buck 1-10, Grant 1-10, Williams 1-7. **INT.-YDS.:** Thomas 1-26, Fulcher 1-0, Billups 1-(-3). **PD:** Thomas 4, Billups 2, Fulcher 2, Wilcots 1. **FF:** None. **FR-YDS.:** None.

1988 SEASON

SUPER BOWL XXIII

San Francisco 49ers 20, Cincinnati Bengals 16
Sunday, Jan. 22, 1989 at Joe Robbie Stadium (Miami, Fla.)

NFL commissioner Pete Rozelle termed it the most exciting of the first 23 games in Super Bowl history, and the result regained some respect for the AFC, which had lost the last four contests by an average of more than 27 points. But the dominant emotion of the day still was heartbreak for head coach Sam Wyche's underdog Bengals, who took a 16-13 lead with 3:20 to play on Jim Breech's 40-yard FG before succumbing to a 92-yard, 11-play TD drive led by San Francisco QB Joe Montana. WR John Taylor's game-winning 10-yard TD catch from Montana came with just 34 seconds remaining. Never before had a Super Bowl been won on a TD so late in the game. Cincinnati played without FB Stanley Wilson, who was suspended for a substance abuse violation that occurred the night before the game. In addition, the Bengals played almost the entire contest without All-Pro NT Tim Krumrie, who suffered a severely broken leg early in the first quarter. The teams were tied 3-3 at halftime, tied again at 6-6 late in the third quarter, and then swapped TDs in quick succession. A 93-yard kickoff return by Cincinnati HB Stanford Jennings was countered by a four-play San Francisco TD drive. The third of Breech's three FGs gave Cincinnati its third lead of the day before Montana's final heroics saved the day for the 49ers. San Francisco WR Jerry Rice tied a Super Bowl record with 11 receptions (still tied; originally set by Bengals TE Dan Ross in Super Bowl XVI) for 215 yards and one TD, earning the game's MVP award. Montana completed 23 of 36 passes for 357 yards, two TDs and no INTs. The victory made San Francisco the first NFC team to win three Super Bowls.

SCORE BY PERIODS	1	2	3	4	OT	PTS.
Cincinnati	0	3	10	3	—	16
San Francisco	3	0	3	14	—	20

TEAM — SCORING PLAY	QTR-LEFT
S.F. — Cofer 41 field goal	1-3:14
Cin. — Breech 34 field goal	2-1:15
Cin. — Breech 43 field goal	3-5:39
S.F. — Cofer 32 field goal	3-0:50
Cin. — Jennings 93 kickoff return (Breech kick)	3-0:34
S.F. — Rice 14 pass from Montana (Cofer kick)	4-14:03
Cin. — Breech 40 field goal	4-3:20
S.F. — Taylor 10 pass from Montana (Cofer kick)	4-0:34

Missed FGs: Cofer (19WL, 49WR). **Attendance:** 75,129. **Time:** 3:24.

TEAM STATISTICS	CIN.	S.F.
First downs	13	23
Third down conversions-attempts	4-13	4-13
Total net yards	229	453
Net yards rushing	106	112
Net yards passing	123	341
Pass attempts-completions-interceptions	25-11-1	36-23-0
Sacks against-yards lost	5-21	4-16
Punts-average	5-44.6	4-37.0
Punt returns-yards	2-5	3-56
Kickoff returns-yards	3-132	5-77
Penalties-yards	7-65	4-32
Fumbles-lost	1-0	4-1
Time of possession	32:43	27:17

RUSHING

CIN.	ATT	YDS	LG	TD	S.F.	ATT	YDS	LG	TD
Woods	20	79	10	0	Craig	17	71	13	0
Brooks	6	24	11	0	Rathman	5	23	11	0
Jennings	1	3	3	0	Montana	4	13	11	0
Esiason	1	0	0	0	Rice	1	5	5	0
TOTALS	28	106	11	0	TOTALS	27	112	13	0

PASSING

CIN.	ATT	CMP	YDS	TD-I	S.F.	ATT	CMP	YDS	TD-I
Esiason	25	11	144	0-1	Montana	36	23	357	2-0
TOTALS	25	11	144	0-1	TOTALS	36	23	357	2-0

RECEIVING

CIN.	NO	YDS	LG	TD	S.F.	NO	YDS	LG	TD
Collinsworth	3	40	23	0	Rice	11	215	44	1
Brown	3	32	17	0	Craig	8	101	40	0
Brooks	2	32	20	0	Frank	2	15	8	0
McGee	2	23	18	0	Rathman	1	16	16	0
Hillary	1	17	17	0	Taylor	1	10	10	1
TOTALS	11	144	23	0	TOTALS	23	357	44	2

DEFENSE

Cincinnati (press box stats) — **ST-AT-TT:** Williams 9-1-10, Wilcots 7-0-7, Billups 5-0-5, Fulcher 5-0-5, Bussey 4-1-5, Zander 4-0-4, Buck 3-1-4, Grant 3-0-3, Horton 3-0-3, Thomas 2-1-3, Barker 2-0-2, McClendon 2-0-2, Dixon 1-0-1, White 1-0-1. **SKS.-YDS.:** Fulcher 1-6, Buck 1-5, Williams 1-3, Grant 1-2. **INT.-YDS.:** None. **PD:** Billups 1, Bussey 1, Fulcher 1. **FF:** Fulcher 1, Horton 1. **FR-YDS.:** Skow 1-0.

San Francisco (press box stats) — **ST-AT-TT:** Fagan 6-0-6, Haley 6-0-6, McKyer 6-0-6, Lott 5-0-5, Fuller 4-1-5, Griffin 4-0-4, Carter 3-0-3, Roberts 3-0-3, Fahnhorst 1-1-2, Holt 1-0-1, Romanowski 1-0-1, Stubbs 1-0-1, Turner 1-0-1. **SKS.-YDS.:** Haley 2-10, Stubbs 1-8, Carter 1-3, Fagan 1-0. **INT.-YDS.:** Romanowski 1-0. **PD:** Fuller 1, Griffin 1, Lott 1, Romanowski 1. **FF:** None. **FR-YDS.:** None.

1990 SEASON

AFC WILD CARD PLAYOFF

Cincinnati Bengals 41, Houston Oilers 14
Sunday, Jan. 6, 1991 at Riverfront Stadium

Having been involved in a feisty regular-season rivalry with Houston for several years, Cincinnati got the chance to tangle with the Oilers in the postseason and responded with the most lopsided playoff win in team history. The Bengals outgained the Oilers by 123 yards (349-226) and set team postseason records for points (still stands) and victory margin (still stands), using a well-balanced offensive attack. Cincinnati's rushing game outgained Houston 187-67, yet no Bengals rusher totaled more than 57 yards. Cincinnati's passing game added another 162 net yards, yet no Bengals receiver had more than two catches. Houston, however, failed to mount a serious threat the entire game. The Bengals led 34-0 before the Oilers scored their first point late in the third quarter. Ironically, it was the Oilers who helped put the Bengals in the playoffs the previous week. Houston beat Pittsburgh 34-14 in its Sunday night regular-season finale, allowing Cincinnati to win the AFC Central Division tiebreaker (the Bengals, Oilers and Steelers all had finished 9-7).

SCORE BY PERIODS	1	2	3	4	OT	PTS.
Houston.....	0	0	7	7	—	14
Cincinnati.....	10	10	14	7	—	41

TEAM — SCORING PLAY	QTR.-LEFT
Cin. — Woods 1 run (Breech kick).....	1-8:36
Cin. — Breech 27 field goal.....	1-1:10
Cin. — Green 2 pass from Esiason (Breech kick).....	2-9:18
Cin. — Breech 30 field goal.....	2-0:43
Cin. — Ball 3 run (Breech kick).....	3-11:34
Cin. — Esiason 10 run (Breech kick).....	3-11:09
Hou. — Givins 16 pass from Carlson (Garcia kick).....	3-5:15
Cin. — Kattus 9 pass from Esiason (Breech kick).....	4-14:09
Hou. — Givins 5 pass from Carlson (Garcia kick).....	4-6:59

Missed FGs: None. **Attendance:** 60,012. **Time:** 3:05.

TEAM STATISTICS	HOU.	CIN.
First downs.....	13	24
Third down conversions-attempts.....	2-9	4-13
Total net yards.....	226	349
Net yards rushing.....	67	187
Net yards passing.....	159	162
Pass attempts-completions-interceptions.....	33-16-1	25-15-0
Sacks against-yards lost.....	1-6	0-0
Punts-average.....	6-42.6	3-45.0
Punt returns-yards.....	1-19	3-42
Kickoff returns-yards.....	6-114	3-58
Penalties-yards.....	5-33	4-40
Fumbles-lost.....	2-1	1-0
Time of possession.....	20:15	39:45

RUSHING

HOU.	ATT	YDS	LG	TD	CIN.	ATT	YDS	LG	TD
Pinkett	5	43	16	0	Esiason	5	57	27	1
Carlson	4	22	12	0	Green	11	55	12	0
White	4	2	5	0	Ball	7	33	14	1
					Brooks	6	17	14	0
					Jennings	6	16	10	0
					Woods	6	11	4	1
					Wilhelm	3	-2	0	0
TOTALS	13	67	16	0	TOTALS	44	187	27	3

PASSING

HOU.	ATT	CMP	YDS	TD-I	CIN.	ATT	CMP	YDS	TD-I
Carlson	33	16	165	2-1	Esiason	20	14	150	2-0
					Wilhelm	5	1	12	0-0
TOTALS	33	16	165	2-1	TOTALS	25	15	162	2-0

RECEIVING

HOU.	NO	YDS	LG	TD	CIN.	NO	YDS	LG	TD
Givins	6	60	16t	2	Holman	2	51	46	0
Harris	4	37	17	0	McGee	2	23	19	0
Jeffries	2	33	23	0	Kattus	2	19	10	1
Duncan	1	15	15	0	Green	2	15	13	1
Pinkett	1	10	10	0	Jennings	2	15	12	0
Hill	1	5	5	0	Brown	2	14	9	0
White	1	5	5	0	Woods	2	13	9	0
					Barber	1	12	12	0
TOTALS	16	165	23	2	TOTALS	15	162	46	2

DEFENSE

Houston (press box stats) — **ST-AT-TT:** Kinard 8-4-12, McDowell 7-0-7, Grimsley 4-3-7, Lathon 6-0-6, Dishman 4-1-5, Childress 4-0-4, Meads 3-0-3, Allen 2-0-2, Fuller 2-0-2, S.Jones 2-0-2, D.Smith 2-0-2, Maggs 1-0-1, A.Smith 1-0-1, E.Johnson 0-1-1, R.Johnson 0-1-1. **SKS.-YDS.:** None. **INT.-YDS.:** None. **PD:** McDowell 2, Kinard 1, Lathon 1. **FF:** None. **FR-YDS.:** None.

Cincinnati (press box stats) — **ST-AT-TT:** Thomas 6-1-7, Bussey 5-0-5, Grant 3-1-4, Francis 3-0-3, Jones 2-1-3, Krumrie 2-1-3, Fulcher 0-3-3, Billups 2-0-2, Carter 1-0-1. **SKS.-YDS.:** (team) 1-6. **INT.-YDS.:** Fulcher 1-43. **PD:** Fulcher 2, Grant 2, Billups 1, Francis 1, Jones 1. **FF:** None. **FR-YDS.:** Francis 1-0.

1990 SEASON

AFC DIVISIONAL PLAYOFF

L.A. Raiders 20, Cincinnati Bengals 10
Sunday, Jan. 13, 1991 at Los Angeles Coliseum

Los Angeles QB Jay Schroeder, who would join the Bengals as a free agent in 1993, threw two TD passes to help the Raiders defeat Cincinnati and advance to the AFC Championship game. Cincinnati scored first on Jim Breech's 27-yard FG in the second quarter, but Schroeder hit WR Mervyn Fernandez with a 13-yard scoring strike to give Los Angeles a 7-3 halftime lead. The Raiders increased their lead to 10-3 on K Jeff Jaeger's 49-yard FG in the third quarter, and put the game away with 10 unanswered fourth-quarter points on a 41-yard Schroeder pass to TE Ethan Horton and a 25-yard Jaeger FG. The Raiders rushed for 235 yards, including 140 on 21 carries by RB Marcus Allen. DE Greg Townsend had three of the Raiders' four sacks. Raiders RB Bo Jackson, a popular two-sport professional athlete who also played Major League Baseball, rushed for 77 yards on six carries. This game, however, is best remembered by many as the contest that ended Jackson's NFL career. He suffered a hip injury on a tackle by Cincinnati LB Kevin Walker in the third quarter and, though the injury was not considered particularly severe at the time, Jackson never fully recovered to play in the NFL again.

SCORE BY PERIODS	1	2	3	4	OT	PTS.
Cincinnati.....	0	3	0	7	—	10
L.A. Raiders.....	0	7	3	10	—	20

TEAM — SCORING PLAY	QTR.-LEFT
Cin. — Breech 27 field goal.....	2-12:07
LARaid. — Fernandez 13 pass from Schroeder (Jaeger kick).....	2-7:29
LARaid. — Jaeger 49 field goal.....	3-5:41
Cin. — Jennings 8 pass from Esiason (Breech kick).....	4-11:49
LARaid. — Horton 41 pass from Schroeder (Jaeger kick).....	4-8:52
LARaid. — Jaeger 25 field goal.....	4-0:19

Missed FGs: None. **Attendance:** 92,045. **Time:** 2:35.

TEAM STATISTICS	CIN.	LARaid.
First downs.....	12	20
Third down conversions-attempts.....	5-12	5-11
Total net yards.....	182	389
Net yards rushing.....	124	235
Net yards passing.....	58	154
Pass attempts-completions-interceptions.....	15-8-0	21-11-1
Sacks against-yards lost.....	4-46	3-18
Punts-average.....	5-51.6	2-39.5
Punt returns-yards.....	0-0	3-40
Kickoff returns-yards.....	4-82	1-18
Penalties-yards.....	1-5	0-0
Fumbles-lost.....	1-0	0-0
Time of possession.....	28:17	31:43

RUSHING

CIN.	ATT	YDS	LG	TD	LARaid.	ATT	YDS	LG	TD
Woods	11	73	18	0	Allen	21	140	20	0
Brooks	11	26	5	0	Jackson	6	77	34	0
Ball	5	14	6	0	Smith	5	18	5	0
Esiason	2	11	8	0					
TOTALS	29	124	18	0	TOTALS	32	235	34	0

PASSING

CIN.	ATT	CMP	YDS	TD-I	LARaid.	ATT	CMP	YDS	TD-I
Esiason	15	8	104	1-0	Schroeder	21	11	172	2-1
TOTALS	15	8	104	1-0	TOTALS	21	11	172	2-1

RECEIVING

CIN.	NO	YDS	LG	TD	LARaid.	NO	YDS	LG	TD
Holman	2	51	40	0	Horton	4	77	41t	1
Brown	2	18	15	0	T.Brown	3	42	26	0
Brooks	1	22	22	0	Fernandez	2	24	13t	1
Jennings	1	8	8t	1	Allen	1	24	24	0
Woods	1	5	5	0	Smith	1	5	5	0
McGee	1	0	0	0					
TOTALS	8	104	40	1	TOTALS	11	172	41t	2

DEFENSE

Cincinnati (press box stats) — **ST-AT-TT:** Bussey 7-0-7, Fulcher 5-1-6, Grant 4-1-5, Walker 4-1-5, Zander 4-1-5, Francis 3-2-5, Krumrie 4-0-4, McClendon 3-1-4, White 3-0-3, Billups 2-0-2, Thomas 2-0-2, Wilcots 1-1-2, Buck 1-0-1, Jones 1-0-1. **SKS.-YDS.:** Zander 1-10, Grant 1-5, Buck 1-3. **INT.-YDS.:** Fulcher 1-11. **PD:** Fulcher 2, Thomas 1, Wilcots 1, Zander 1. **FF:** None. **FR-YDS.:** None.

L.A. Raiders (press box stats) — **ST-AT-TT:** Ellison 10-1-11, Benson 5-4-9, Golic 5-4-9, Anderson 3-3-6, Harden 4-1-5, Townsend 4-0-4, Davis 3-1-4, McDaniel 3-0-3, Long 2-1-3, Gordon 1-1-2, Robinson 1-0-1, Washington 0-1-1. **SKS.-YDS.:** Townsend 3-36, Long 1-10. **INT.-YDS.:** None. **PD:** Anderson 1, Benson 1, Ellison. **FF:** None. **FR-YDS.:** None.

2005 SEASON**AFC WILD CARD PLAYOFF****Pittsburgh Steelers 31, Cincinnati Bengals 17**
Sunday, Jan. 8, 2006 at Paul Brown Stadium

The atmosphere was super-charged at Paul Brown Stadium as the AFC North Champion Bengals made their first postseason appearance in 15 years. But Cincinnati was dealt a devastating blow on its second offensive play, as QB Carson Palmer was lost to a serious knee injury while completing his first NFL postseason pass — a club postseason-record 66 yards to WR Chris Henry. Backup QB Jon Kitna took over for Palmer and helped Cincinnati earn a 17-14 halftime lead, but Pittsburgh owned the second half. The Bengals' offense had just six first downs and 105 net yards in the final two periods and failed to score another point. The Steelers used a botched snap on a Bengals FG attempt and two INTs thrown by Kitna to control the second half and claim the first-ever postseason meeting between the divisional rivals. Pittsburgh, which finished second to the Bengals in the AFC North and entered the playoffs as No. 6-seeded Wild Card, went on to win Super Bowl XL.

SCORE BY PERIODS	1	2	3	4	OT	PTS.
Pittsburgh	0	14	14	3	—	31
Cincinnati	10	7	0	0	—	17

TEAM — SCORING PLAY	QTR-LEFT
Cin. — S. Graham 23 field goal	1-6:54
Cin. — R. Johnson 20 run (S. Graham kick)	1-1:09
Pitt. — W. Parker 19 pass from B. Roethlisberger (J. Reed kick)	2-13:11
Cin. — T. Houshmandzadeh 7 pass from J. Kitna (S. Graham kick)	2-6:13
Pitt. — H. Ward 5 pass from B. Roethlisberger (J. Reed kick)	2-3:48
Pitt. — J. Bettis 5 run (J. Reed kick)	3-5:12
Pitt. — C. Wilson 43 pass from B. Roethlisberger (J. Reed kick)	3-1:13
Pitt. — J. Reed 21 field goal	4-10:29

Missed FGs: None. **Attendance:** 65,870. **Time:** 3:03.

TEAM STATISTICS	PITT.	CIN.
First downs	19	19
Third down conversions-attempts	6-11	9-16
Total net yards	346	327
Net yards rushing	144	84
Net yards passing	202	243
Pass attempts-completions-interceptions	21-14-0	41-25-2
Sacks against-yards lost	1-6	4-20
Punts-average	3-47.0	3-43.7
Punt returns-yards	2-21	2-15
Kickoff returns-yards	4-94	6-127
Penalties-yards	6-39	7-90
Fumbles-lost	0-0	2-0
Time of possession	28:57	31:03

RUSHING

PITT.	ATT	YDS	LG	TD	CIN.	ATT	YDS	LG	TD
J. Bettis	10	52	25	1	R. Johnson	13	56	20t	1
V. Haynes	3	46	26	0	J. Kitna	4	25	12	0
W. Parker	16	38	7	0	C. Perry	2	3	2	0
A. Randle El	1	5	5	0	K. Larson	1	0	0	0
B. Roethlisberger	4	3	6	0					
TOTALS	34	144	26	1	TOTALS	20	84	20t	1

PASSING

PITT.	ATT	CMP	YDS	TD-I	CIN.	ATT	CMP	YDS	TD-I
B. Roethlisberger	19	14	208	3-0	J. Kitna	40	24	197	1-2
J. Bettis	1	0	0	0-0	C. Palmer	1	1	66	0-0
A. Randle El	1	0	0	0-0					
TOTALS	21	14	208	3-0	TOTALS	41	25	263	1-2

RECEIVING

PITT.	NO	YDS	LG	TD	CIN.	NO	YDS	LG	TD
C. Wilson	3	104	54	1	C. Perry	6	11	6	0
W. Parker	3	41	19t	1	K. Walter	5	73	24	0
H. Miller	2	15	9	0	C. Johnson	4	59	24	0
A. Randle El	2	15	15	0	T. Houshmandzadeh	4	25	8	1
H. Ward	2	10	5t	1	R. Johnson	2	14	11	0
V. Haynes	1	14	14	0	M. Schobel	2	11	8	0
J. Tuman	1	9	9	0	C. Henry	1	66	66	0
					R. Kelly	1	4	4	0
TOTALS	14	208	54	3	TOTALS	25	263	66	1

DEFENSE

Pittsburgh (press box stats) — **ST-AT-TT:** T. Carter 7-0-7, L. Foote 4-3-7, D. Townsend 5-1-6, T. Polamalu 4-2-6, J. Farrior 3-1-4, C. Haggans 2-2-4, I. Taylor 3-0-3, C. Hope 1-2-3, A. Smith 1-2-3, J. Porter 0-3-3, C. Hampton 2-0-2, C. Hoke 1-1-2, B. McFadden 1-0-1, S. Morey 1-0-1, T. Kirschke 1-0-1, A. Frazier 0-1-1. **SKS-YDS.:** C. Hoke 1-2, L. Foote 0.5-4.5, C. Haggans 0.5-4.5, T. Polamalu 0.5-2.5, J. Porter 0.5-2.5, (team) 1-4. **INT-YDS.:** J. Farrior 1-22, T. Polamalu 1-4, C. Hope 0-5. **PD:** I. Taylor 2, D. Townsend 2, J. Farrior 1, C. Hope 1, T. Polamalu 1. **FF:** None. **FR-YDS.:** None.

Cincinnati (press box stats) — **ST-AT-TT:** D. Pollack 5-3-8, O. Thurman 3-5-8, K. Kaesviharn 4-2-6, I. Ohalet 4-0-4, D. O'Neal 4-0-4, T. James 3-1-4, B. Simmons 3-1-4, J. Smith 3-1-4, R. Geathers 2-0-2, L. Johnson 0-2-2, B. Robinson 1-0-1, R. Bauman 0-1-1, H. Navies 0-1-1, S. Smith 0-1-1. **SKS-YDS.:** D. Pollack 1-6. **INT-YDS.:** None. **PD:** R. Geathers 1, D. O'Neal 1. **FF:** None. **FR-YDS.:** None.

2009 SEASON**AFC WILD CARD PLAYOFF****N.Y. Jets 24, Cincinnati Bengals 14**

Saturday, Jan. 9, 2010 at Paul Brown Stadium

In a Wild Card Playoff that was relatively even in most statistical categories, the AFC North Champion Bengals were minus-two in turnover differential and could not hold an early lead against the visiting Jets. Cincinnati led 7-0 after the first quarter, on an 11-yard TD pass from QB Carson Palmer to WR Laveranues Coles, but New York gained a 14-7 halftime lead with two scores in a span of less than six minutes in the second quarter. Possession for the go-ahead TD drive was gained by the Jets on an INT by Pro Bowl CB Darrelle Revis. The Bengals' second-half comeback efforts were crippled by missed FG attempts of 35 and 28 yards by K. Shayne Graham. Bengals HB Cedric Benson scored on a 47-yard run in the fourth quarter, and his 169 rushing yards for the game set a Bengals postseason record. The Jets defeated the San Diego Chargers in their Divisional Playoff the following week to advance to the AFC Championship game, where they lost to the Indianapolis Colts.

SCORE BY PERIODS	1	2	3	4	OT	PTS.
N.Y. Jets	0	14	7	3	—	24
Cincinnati	7	0	0	7	—	14

TEAM — SCORING PLAY	QTR-LEFT
Cin. — L. Coles 11 pass from C. Palmer (S. Graham kick)	1-7:07
NYJ — S. Greene 39 run (J. Feely kick)	2-11:52
NYJ — D. Keller 45 pass from M. Sanchez (J. Feely kick)	2-6:19
NYJ — T. Jones 9 run (J. Feely kick)	3-2:18
Cin. — C. Benson 47 run (S. Graham kick)	4-11:04
NYJ — J. Feely 20 field goal	4-5:47

Missed FGs: S. Graham (35WL, 28WR). **Attendance:** 63,686. **Time:** 3:02.

TEAM STATISTICS	NYJ	CIN.
First downs	15	18
Third down conversions-attempts	3-12	5-14
Total net yards	353	281
Net yards rushing	171	171
Net yards passing	182	110
Pass attempts-completions-interceptions	15-12-0	36-18-1
Sacks against-yards lost	0-0	3-36
Punts-average	7-31.4	4-48.0
Punt returns-yards	2-26	1-23
Kickoff returns-yards	3-56	5-128
Penalties-yards	9-76	6-55
Fumbles-lost	0-0	2-1
Time of possession	33:02	26:58

RUSHING

NYJ	ATT	YDS	LG	TD	CIN.	ATT	YDS	LG	TD
S. Greene	21	135	39t	1	C. Benson	21	169	47t	1
T. Jones	15	34	9t	1	C. Palmer	1	2	2	0
B. Smith	2	4	2	0					
M. Sanchez	3	-2	0	0					
TOTALS	41	171	39t	2	TOTALS	22	171	47t	1

PASSING

NYJ	ATT	CMP	YDS	TD-I	CIN.	ATT	CMP	YDS	TD-I
M. Sanchez	15	12	182	1-0	C. Palmer	36	18	146	1-1
TOTALS	15	12	182	1-0	TOTALS	36	18	146	1-1

RECEIVING

NYJ	NO	YDS	LG	TD	CIN.	NO	YDS	LG	TD
J. Cotchery	6	67	18	0	L. Coles	6	48	13	1
D. Keller	3	99	45t	1	Q. Cosby	3	26	14	0
B. Edwards	2	15	16	0	C. Benson	3	12	5	0
B. Smith	1	1	1	0	C. Johnson	2	28	19	0
					A. Caldwell	2	25	13	0
					B. Leonard	2	7	6	0
TOTALS	12	182	45t	1	TOTALS	18	146	19	1

DEFENSE

N.Y. Jets (press box stats) — **ST-AT-TT:** B. Thomas 7-0-7, S. Ellis 5-1-6, L. Sheppard 5-1-6, B. Scott 2-3-5, D. Harris 3-1-4, C. Pace 3-1-4, J. Leonhard 2-2-4, D. Revis 2-1-3, D. Coleman 2-0-2, D. Lowery 1-1-2, M. Douglas 0-2-2, K. Rhodes 0-2-2, J. Ihedigbo 1-0-1, M. Devito 0-1-1, H. Green 0-1-1, S. Pouha 0-1-1. **SKS-YDS.:** J. Leonhard 1-18, S. Ellis 1-10, B. Thomas 1-8. **INT-YDS.:** D. Revis 1-20. **PD:** D. Lowery 2, L. D. Revis 1, B. Scott 1, Sheppard 1, B. Thomas 1. **FF:** J. Leonhard 1, B. Thomas 1. **FR-YDS.:** S. Ellis 1-0.

Cincinnati (press box stats) — **ST-AT-TT:** C. Ndukwe 7-3-10, D. Jones 4-3-7, L. Hall 4-2-6, J. Joseph 3-2-5, T. Johnson 2-3-5, J. Fanene 4-0-4, C. Crocker 3-1-4, K. Rivers 3-1-4, B. Johnson 1-3-4, D. Peko 1-3-4, R. Geathers 1-2-3, M. Trent 1-1-2. **SKS-YDS.:** None. **INT-YDS.:** None. **PD:** B. Johnson 2. **FF:** None. **FR-YDS.:** None.

2011 SEASON**AFC WILD CARD PLAYOFF****Houston Texans 31, Cincinnati Bengals 10**
Saturday, Jan. 7, 2012 at Reliant Stadium

The visiting Bengals set the tone early with a one-yard Cedric Benson TD, a Mike Nugent FG and a strong defensive first half. But big plays would prove to be the difference in the game, and Houston had plenty. With 52 seconds left in the first half, Texans DE J.J. Watt intercepted an Andy Dalton pass and returned it 29 yards for a TD, stirring an already-raucous Reliant Stadium crowd. Trailing 17-10 entering the second half, the Bengals briefly kept the game close, but the Texans pulled ahead 24-10 when WR Andre Johnson scored on a 40-yard reception with 1:08 left in the third quarter. With 5:15 left in the contest, Texans RB Arian Foster, who had a game-high 152 rushing yards, ran 42 yards down the right sideline for a TD that completed the scoring. Bengals QB and Houston area native Andy Dalton passed 27-for-42 for 257 yards, but had three INTs. Houston advanced to the divisional round of the playoffs with the win, but lost to the Baltimore Ravens in that game, 20-13.

SCORE BY PERIODS	1	2	3	4	OT	PTS.
Cincinnati.....	7	3	0	0	—	10
Houston.....	7	10	7	7	—	31

TEAM — SCORING PLAY	QTR.-LEFT
Cin. — C.Benson 1 run (M.Nugent kick).....	1-7:34
Hou. — A.Foster 8 run (N.Rackers kick).....	1-4:57
Cin. — M.Nugent 37 field goal.....	2-7:09
Hou. — N.Rackers 39 field goal.....	2-1:48
Hou. — J.Watt 29 interception return (N.Rackers kick).....	2-0:52
Hou. — A.Johnson 40 pass from T.Yates (N. Rackers kick).....	3-1:08
Hou. — A.Foster 42 run (N.Rackers kick).....	4-5:15

Missed FGs: M.Nugent (50WR). **Attendance:** 71,725. **Time:** 3:04.

TEAM STATISTICS	CIN.	HOU.
First downs.....	21	19
Third down conversions-attempts.....	6-13	6-12
Total net yards.....	300	340
Net yards rushing.....	76	188
Net yards passing.....	224	152
Pass attempts-completions-interceptions.....	42-27-3	20-11-0
Sacks against-yards lost.....	4-33	2-7
Punts-average.....	3-48.3	5-50.2
Punt returns-yards.....	3-20	3-12
Kickoff returns-yards.....	1-22	0-0
Penalties-yards.....	3-25	5-87
Fumbles-lost.....	1-0	0-0
Time of possession.....	30:17	29:43

RUSHING

CIN.	ATT	YDS	LG	TD	HOU.	ATT	YDS	LG	TD
B.Leonard	3	34	19	0	A.Foster	24	153	42t	2
A.Dalton	3	17	15	0	B.Tate	9	37	9	0
C.Benson	7	14	7	1	J.Casey	1	0	0	0
B.Scott	6	11	4	0	T.Yates	1	-2	-2	0
TOTALS	19	76	19	1	TOTALS	35	188	42t	2

PASSING

CIN.	ATT	CMP	YDS	TD-I	HOU.	ATT	CMP	YDS	TD-I
A.Dalton	42	27	257	0-3	T.Yates	20	11	159	1-0
TOTALS	42	27	257	0-3	TOTALS	20	11	159	1-0

RECEIVING

CIN.	NO	YDS	LG	TD	HOU.	NO	YDS	LG	TD
B.Leonard	6	36	16	0	A.Johnson	5	90	40t	1
A.Green	5	47	21	0	A.Foster	3	29	15	0
J.Gresham	5	46	16	0	O.Daniels	2	29	21	0
J.Simpson	3	33	16	0	K.Walter	1	11	11	0
B.Scott	3	29	11	0					
R.Whalen	2	24	20	0					
D.Lee	1	36	36	0					
A.Hawkins	1	8	8	0					
C.Benson	1	-2	-2	0					
TOTALS	27	257	36	0	TOTALS	11	159	40t	1

DEFENSE

Cincinnati (press box stats) — **ST-AT-TT:** T.Howard 6-0-6, J.Fanene 5-1-6, R.Nelson 5-1-6, M.Lawson 4-1-5, A.Jones 4-0-4, D.Peko 4-0-4, G.Atkins 3-1-4, N.Clements 3-1-4, R.Geathers 2-1-3, R.Mauluga 1-2-3, C.Crocker 2-0-2, K.Jennings 2-0-2, F.Rucker 1-1-2, C.Dunlap 1-0-1, D.Skuta 1-0-1. **SKS.-YDS.:** R.Nelson 1-7, G.Atkins 1-0. **INT.-YDS.:** None. **PD:** N.Clements 1, C.Crocker 1, J.Fanene 1. **FF:** None. **FR-YDS.:** None.

Houston (press box stats) — **ST-AT-TT:** B.Cushing 5-3-8, D.Manning 5-2-7, J.Joseph 6-0-6, A.Smith 5-0-5, G.Quin 4-1-5, J.Allen 3-2-5, B.Reed 3-2-5, K.Jackson 3-1-4, E.Mitchell 3-1-4, D.Ryans 2-2-4, C.Barwin 3-0-3, S.Cody 1-2-3, J.Watt 2-0-2, T.Jamison 1-1-2, Q.Demps 1-0-1, T.Dobbins 1-0-1. **SKS.-YDS.:** E.Mitchell 1-9, B.Reed 1-9, A.Smith 1-8, J.Watt 1-7. **INT.-YDS.:** J.Watt 1-29, D.Manning 1-0, J.Joseph 1-(-1). **PD:** J.Joseph 2, B.McCain 2, J.Allen 1, T.Jamison 1, D.Manning 1, E.Mitchell 1, J. Watt 1. **FF:** None. **FR-YDS.:** None.

2012 SEASON**AFC WILD CARD PLAYOFF****Houston Texans 19, Cincinnati Bengals 13**
Sunday, Jan. 5, 2013 at Reliant Stadium

The Bengals were outgained 420-198 and had only 21:11 possession time, but they hung in against the favored Texans on the strength of a defensive TD and excellent defense in the red zone. Cincinnati had a first down at the Houston 35 with 3:40 to play, looking for a TD for the lead, but the offense could get no farther, and Houston ran out the clock after Cincinnati surrendered the ball on downs. The Bengals got their lone TD on a 21-yard Leon Hall INT return in the second quarter, a play that gave Cincinnati a 7-6 lead. The defense overall was in a bend-but-not-break mode, allowing four red-zone penetrations but forcing the Texans to settle for one TD and three FGs. Houston RB Arian Foster was the day's outstanding individual performer, rushing for 140 yards on 32 carries.

SCORE BY PERIODS	1	2	3	4	OT	PTS.
Cincinnati.....	0	7	3	3	—	13
Houston.....	3	6	7	3	—	19

TEAM — SCORING PLAY	QTR.-LEFT
Hou. — S.Graham 48 field goal.....	1-7:49
Hou. — S.Graham 27 field goal.....	2-13:07
Cin. — L.Hall 21 interception return (J.Brown kick).....	2-9:30
Hou. — S.Graham 22 field goal.....	2-2:19
Hou. — A.Foster 1 run (S.Graham kick).....	3-10:31
Cin. — J.Brown 34 field goal.....	3-7:48
Hou. — S.Graham 24 field goal.....	4-14:17
Cin. — J.Brown 47 field goal.....	4-9:03

Missed FGs: None. **Attendance:** 71,738. **Time:** 3:03.

TEAM STATISTICS	CIN.	HOU.
First downs.....	12	24
Third down conversions-attempts.....	0-9	8-17
Total net yards.....	198	420
Net yards rushing.....	80	158
Net yards passing.....	118	262
Pass attempts-completions-interceptions.....	30-14-1	38-29-1
Sacks against-yards lost.....	2-9	0-0
Punts-average.....	5-46.6	3-42.0
Punt returns-yards.....	3-12	2-14
Kickoff returns-yards.....	6-156	2-47
Penalties-yards.....	5-51	7-55
Fumbles-lost.....	1-0	0-0
Time of possession.....	21:11	38:49

RUSHING

CIN.	ATT	YDS	LG	TD	HOU.	ATT	YDS	LG	TD
B.Green-Ellis	11	63	29	0	A.Foster	32	140	17	1
A.Dalton	4	15	12	0	K.Martin	1	16	16	0
B.Leonard	1	2	2	0	M.Schaub	4	1	2	0
					B.Tate	2	1	1	0
TOTALS	16	80	29	0	TOTALS	39	158	17	1

PASSING

CIN.	ATT	CMP	YDS	TD-I	HOU.	ATT	CMP	YDS	TD-I
A.Dalton	30	14	127	0-1	M.Schaub	38	29	262	0-1
TOTALS	30	14	127	0-1	TOTALS	38	29	262	0-1

RECEIVING

CIN.	NO	YDS	LG	TD	HOU.	NO	YDS	LG	TD
A.Green	5	80	45	0	O.Daniels	9	91	19	0
M.Jones	3	34	15	0	A.Foster	8	34	13	0
A.Hawkins	2	15	8	0	A.Johnson	4	62	22	0
J.Gresham	2	7	6	0	K.Walter	4	26	12	0
B.Green-Ellis	2	-9	-3	0	G.Graham	3	29	20	0
					J.Casey	1	20	20	0
TOTALS	14	127	45	0	TOTALS	29	262	22	0

DEFENSE

Cincinnati (press box stats) — **ST-AT-TT:** R.Nelson 9-1-10, R.Mauluga 6-4-10, N.Clements 8-1-9, T.Newman 7-0-7, V.Burfit 4-2-6, L.Hall 4-0-4, P.Sims 4-0-4, D.Peko 3-1-4, R.Geathers 2-2-4, C.Dunlap 2-1-3, G.Atkins 1-2-3, M.Lawson 2-0-2, M.Johnson 1-1-2, E.Lamur 1-1-2, A.Jones 1-0-1, D.Skuta 1-0-1, W.Gilberry 0-1-1. **SKS.-YDS.:** None. **INT.-YDS.:** L.Hall 1-21. **PD:** L.Hall 1, A.Jones 1, T.Newman 1. **FF:** None. **FR-YDS.:** None.

Houston (press box stats) — **ST-AT-TT:** J.Joseph 5-0-5, J.Watt 5-0-5, B.James 4-0-4, S.Keo 2-2-4, B.Reed 3-0-3, C.Barwin 2-0-2, K.Jackson 2-0-2, G.Quin 2-0-2, A.Smith 2-0-2, B.Harris 1-0-1, D.Manning 1-0-1, E.Mitchell 1-0-1, B.Ruud 1-0-1. **SKS.-YDS.:** J.Watt 1-9, B.Reed 1-0. **INT.-YDS.:** J.Joseph 1-14. **PD:** G.Quin 3, K.Jackson 2, J.Joseph 2, J.Watt 2, C.Barwin 1, B.Harris 1. **FF:** None. **FR-YDS.:** None.

2013 SEASON**AFC WILD CARD PLAYOFF****San Diego Chargers 27, Cincinnati Bengals 10**
Sunday, Jan. 5, 2014 at Paul Brown Stadium

The AFC North Division champion Bengals piled up a 439-318 yardage edge in their Wild Card playoff vs. San Diego, but the Chargers won with relative ease while posting a plus-four edge in turnover differential (four takeaways, no giveaways). The Bengals held a 10-7 halftime lead, but San Diego went ahead on an 80-yard TD drive on its first possession of the third quarter. The Chargers added a third-quarter FG after Bengals QB Andy Dalton lost a fumble, and the Chargers tacked on a fourth-quarter TD following an INT. The Bengals' lone TD came on a four-yard second-quarter pass from Dalton to TE Jermaine Gresham. WR Marvin Jones set a Bengals postseason record with 130 receiving yards, topping a former mark of 120 by Cris Collinsworth, and Dalton's 334 passing yards were second-most in Bengals postseason annals. The Chargers, a Wild Card playoff entry, advanced to a Divisional round game at New England.

SCORE BY PERIODS	1	2	3	4	OT	PTS.
San Diego	7	0	10	10	—	27
Cincinnati.....	0	10	0	0	—	10

TEAM — SCORING PLAY	QTR-LEFT
S.D. — D.Woodhead 5 run (N.Novak kick)	1-0:48
Cin. — J.Gresham 4 pass from A.Dalton (M.Nugent kick)	2-5:59
Cin. — M.Nugent 46 field goal	2-0:00
S.D. — L.Green 4 pass from P.Rivers (N.Novak kick)	3-6:46
S.D. — N.Novak 25 field goal	3-2:00
S.D. — N.Novak 23 field goal	4-14:16
S.D. — R.Brown 58 run (N.Novak kick)	4-2:17

Missed FGs: None. **Attendance:** 62,277. **Time:** 3:10.

TEAM STATISTICS	S.D.	CIN.
First downs	16	27
Third down conversions-attempts	4-12	3-12
Total net yards	318	439
Net yards rushing	196	113
Net yards passing	122	326
Pass attempts-completions-interceptions	16-12-0	51-29-2
Sacks against-yards lost	1-6	3-8
Punts-average	6-43.2	3-39.3
Punt returns-yards	0-0	3-6
Kickoff returns-yards	1-23	6-151
Penalties-yards	5-28	4-38
Fumbles-lost	0-0	3-2
Time of possession	29:28	30:32

RUSHING

S.D.	ATT	YDS	LG	TD	CIN.	ATT	YDS	LG	TD
R.Brown	8	77	58t	1	G.Bernard	12	45	12	0
D.Woodhead	15	54	9	1	B.Green-Ellis	8	42	12	0
R.Mathews	13	52	8	0	A.Dalton	5	26	12	0
E.Royal	1	9	9	0					
P.Rivers	2	4	2	0					
L.McClain	1	0	0	0					
TOTALS	40	196	58t	2	TOTALS	25	113	12	0

PASSING

S.D.	ATT	CMP	YDS	TD-I	CIN.	ATT	CMP	YDS	TD-I
P.Rivers	16	12	128	1-0	A.Dalton	51	29	334	1-2
TOTALS	16	12	128	1-0	TOTALS	51	29	334	1-2

RECEIVING

S.D.	NO	YDS	LG	TD	CIN.	NO	YDS	LG	TD
L.Green	3	34	22	1	M.Jones	8	130	49	0
K.Allen	2	21	12	0	G.Bernard	7	73	17	0
D.Woodhead	2	14	11	0	J.Gresham	7	64	13	1
R.Mathews	2	12	9	0	A.Green	3	34	14	0
E.Royal	1	33	33	0	A.Hawkins	3	20	10	0
R.Brown	1	9	9	0	M.Sanu	1	13	13	0
A.Gates	1	5	5	0					
TOTALS	12	128	33	1	TOTALS	29	334	49	1

DEFENSE

San Diego (press box stats) — **ST-AT-TT:** D.Butler 9-3-12, M.Te'o 3-4-7, J.Addae 4-1-5, M.Gilchrist 3-2-5, J.Johnson 3-2-5, C.Liugot 3-2-5, R.Walker 3-2-5, E.Weddle 3-2-5, S.Wright 3-2-5, M.Ingram 0-3-3, R.Marshall 2-0-2, C.Thomas 2-0-2, D.Stuckey 1-1-2, L.Guy 1-0-1, K.Reyes 0-1-1. **SKS-YDS:** J.Johnson 1-4, C.Thomas 1-3, C.Liugot 1-1. **INT-YDS:** S.Wright 1-30, M.Ingram 1-3. **PD:** D.Stuckey 2, M.Ingram 1, K.Reyes 1, E.Weddle 1, S.Wright 1. **FF:** D.Butler 1. **FR-YDS:** R.Marshall 1-13, J.Addae 1-0.

Cincinnati (press box stats) — **ST-AT-TT:** R.Mauluga 12-3-15, A.Jones 7-0-7, V.Burfit 2-5-7, B.Thompson 3-2-5, R.Nelson 4-0-4, C.Dunlap 2-2-4, J.Harrison 3-0-3, W.Gilberry 2-1-3, G.Iloka 2-0-2, D.Kirkpatrick 2-0-2, D.Peko 2-0-2, C.Crocker 1-1-2, M.Johnson 1-0-1. **SKS-YDS:** V.Burfit 0.5-3, C.Crocker 0.5-3. **INT-YDS:** None. **PD:** None. **FF:** None. **FR-YDS:** None.

2014 SEASON**AFC WILD CARD PLAYOFF****Indianapolis Colts 26, Cincinnati Bengals 10**
Sunday, Jan. 4, 2015 at Lucas Oil Stadium

Significantly depleted in their receiving corps, the Bengals were no match for the AFC South champion Colts. Indianapolis QB Andrew Luck passed for 376 yards, re-setting a Bengals opponent playoff record previously held by QB Joe Montana from Super Bowl XXIII (357). The Colts totaled 482 yards to Cincinnati's 254. The Bengals moved the ball well on their first two possessions and were tied 7-7 late in the first quarter, after a 74-yard TD drive. At halftime, Cincinnati trailed by only 13-10, thanks to a 57-yard Mike Nugent FG near the end of the second quarter. The 57-yarder was a Bengals postseason record by 10 yards and topped by two yards the team regular-season record of 55 that Nugent shared with K Chris Bahr. But the Bengals managed only 98 net yards and no points in the second half, while the Colts struck for a Luck 36-yard TD pass and two FGs by K Adam Vinatieri. The Bengals played without their top two leaders in receptions — WR A.J. Green (concussion) and TE Jermaine Gresham (back strain).

SCORE BY PERIODS	1	2	3	4	OT	PTS.
Cincinnati.....	7	3	0	0	—	10
Indianapolis	7	6	10	3	—	26

TEAM — SCORING PLAY	QTR-LEFT
Ind. — D.Herron 2 run (A.Vinatieri kick)	1-11:05
Cin. — J.Hill 1 run (M.Nugent kick)	1-1:28
Ind. — A.Vinatieri 38 field goal	2-12:41
Ind. — A.Vinatieri 29 field goal	2-8:34
Cin. — M.Nugent 57 field goal	2-0:10
Ind. — D.Moncrief 36 pass from A.Luck (A.Vinatieri kick)	3-7:48
Ind. — A.Vinatieri 22 field goal	3-1:31
Ind. — A.Vinatieri 53 field goal	4-11:31

Missed FGs: None. **Attendance:** 63,385. **Time:** 3:06.

TEAM STATISTICS	CIN.	IND.
First downs	14	22
Third down conversions-attempts	6-15	6-14
Total net yards	254	482
Net yards rushing	110	114
Net yards passing	144	368
Pass attempts-completions-interceptions	35-18-0	44-31-0
Sacks against-yards lost	3-11	1-8
Punts-average	8-47.5	4-51.5
Punt returns-yards	2-20	5-35
Kickoff returns-yards	3-80	3-76
Penalties-yards	6-45	9-66
Fumbles-lost	1-1	2-1
Time of possession	25:50	34:10

RUSHING

CIN.	ATT	YDS	LG	TD	IND.	ATT	YDS	LG	TD
J.Hill	13	47	18	1	D.Herron	12	56	27	1
A.Dalton	4	34	16	0	Z.Tipton	11	40	11	0
R.Burkhead	1	23	23	0	A.Luck	2	18	18	0
G.Bernard	3	6	6	0					
TOTALS	21	110	23	1	TOTALS	25	114	27	1

PASSING

CIN.	ATT	CMP	YDS	TD-I	IND.	ATT	CMP	YDS	TD-I
A.Dalton	35	18	155	0-0	A.Luck	44	31	376	1-0
TOTALS	35	18	155	0-0	TOTALS	44	31	376	1-0

RECEIVING

CIN.	NO	YDS	LG	TD	IND.	NO	YDS	LG	TD
G.Bernard	8	46	13	0	D.Herron	10	85	18	0
R.Hewitt	3	37	14	0	T.Hilton	6	103	30	0
R.Burkhead	3	34	26	0	H.Nicks	3	59	45	0
M.Sanu	3	31	11	0	D.Moncrief	3	54	36t	1
K.Brock	1	7	7	0	D.Allen	3	30	12	0
					J.Doyle	3	9	4	0
					C.Fleener	1	18	18	0
					R.Wayne	1	12	12	0
					Z.Tipton	1	6	6	0
TOTALS	18	155	26	0	TOTALS	31	376	45	1

DEFENSE

Cincinnati (press box stats) — **ST-AT-TT:** V.Rey 5-6-11, E.Lamur 6-0-6, A.Jones 4-2-6, R.Nelson 4-1-5, M.Flowers 3-2-5, G.Iloka 2-3-5, B.Thompson 2-2-4, T.Newman 3-0-3, G.Atkins 2-1-3, D.Kirkpatrick 2-1-3, D.Peko 1-2-3, D.Dennard 2-0-2, R.Mauluga 2-0-2, C.Dunlap 1-1-2, L.Hall 1-1-2, W.Gilberry 0-2-2, M.Hunt 0-2-2. **SKS-YDS:** G.Atkins 0.5-4, M.Hunt 0.5-4. **INT-YDS:** None. **PD:** L.Hall 1, D.Kirkpatrick 1, R.Mauluga 1, T.Newman 1. **FF:** D.Dennard 1, V.Rey 1. **FR-YDS:** R.Nelson 1-6.

Indianapolis (press box stats) — **ST-AT-TT:** J.Freeman 7-8-15, M.Adams 7-2-9, D.Jackson 2-4-6, V.Davis 4-0-4, L.Landry 1-2-3, G.Toler 2-0-2, E.Walden 2-0-2, D.Butler 1-1-2, C.Redding 1-1-2, A.Jones 0-2-2, J.Chapman 1-0-1, M.Hughes 1-0-1, R.Jean Francois 0-1-1, J.Newsome 0-1-1. **SKS-YDS:** J.Freeman 1.5-5.5, C.Redding 1-3, R.Jean Francois 0.5-2.5. **INT-YDS:** None. **PD:** G.Toler 3, C.Redding 2, M.Adams 1, V.Davis 1, D.Jackson 1, E.Walden 1. **FF:** J.Freeman 1. **FR-YDS:** M.Hughes 1-0.

2015 SEASON

AFC WILD CARD PLAYOFF

Pittsburgh Steelers 18, Cincinnati Bengals 16
Saturday, Jan. 9, 2016 at Paul Brown Stadium

The Bengals rallied from a 15-0 deficit to take a 16-15 lead with 1:50 to play, and Cincinnati had a first down at the Steelers' 26-yard line with 1:36 left. But Pittsburgh recovered a fumble by HB Jeremy Hill on the next Bengals play, and the Steelers drove for a game-winning 37-yard FG at the 0:14 mark, aided by two personal foul penalties against Cincinnati. The Bengals had rallied to take the lead with three fourth-quarter scores — a one-yard TD run by Hill, a 36-yard Mike Nugent FG and a 25-yard TD pass from QB AJ McCarron to WR A.J. Green. McCarron, as he had in the last three regular-season games, was subbing for injured No. 1 QB Andy Dalton. The Bengals had the home field after winning the AFC North Division with a 12-4 record, but the 10-6 Steelers earned a Wild Card berth and advanced to the Divisional playoff round with the win.

SCORE BY PERIODS	1	2	3	4	OT	PTS.
Pittsburgh.....	0	6	9	3	—	18
Cincinnati.....	0	0	0	16	—	16

TEAM — SCORING PLAY	QTR.-LEFT
Pitt. — C.Boswell 39 field goal.....	2-2:27
Pitt. — C.Boswell 30 field goal.....	2-0:33
Pitt. — C.Boswell 34 field goal.....	3-10:09
Pitt. — M.Bryant 10 pass from B.Roethlisberger (pass failed).....	3-5:02
Cin. — J.Hill 1 run (M.Nugent kick).....	4-13:57
Cin. — M.Nugent 36 field goal.....	4-5:12
Cin. — A.Green 25 pass from A.McCarron (run failed).....	4-1:50
Pitt. — C.Boswell 35 field goal.....	4-0:14

Missed FGs: None. **Attendance:** 63,257. **Time:** 3:41.

TEAM STATISTICS	PITT.	CIN.
First downs.....	21	19
Third down conversions-attempts.....	2-13	5-15
Total net yards.....	369	279
Net yards rushing.....	167	91
Net yards passing.....	202	188
Pass attempts-completions-interceptions.....	36-20-1	41-23-1
Sacks against-yards lost.....	4-38	3-24
Punts-average.....	7-41.9	6-42.5
Punt returns-yards.....	2-8	2-34
Kickoff returns-yards.....	1-16	2-50
Penalties-yards.....	10-142	8-79
Fumbles-lost.....	2-1	5-3
Time of possession.....	30:37	29:23

RUSHING

PITT.	ATT	YDS	LG	TD	CIN.	ATT	YDS	LG	TD
J.Todman	11	65	25	0	J.Hill	12	50	38	1
F.Toussaint	17	58	9	0	G.Bernard	6	28	14	0
M.Bryant	1	44	44	0	A.McCarron	5	9	6	0
					R.Burkhead	1	4	4	0
TOTALS	29	167	44	0	TOTALS	24	91	38	1

PASSING

PITT.	ATT	CMP	YDS	TD-I	CIN.	ATT	CMP	YDS	TD-I
B.Roethlisberger	31	18	229	1-0	A.McCarron	41	23	212	1-1
L.Jones	5	2	11	0-1					
TOTALS	36	20	240	1-1	TOTALS	41	23	212	1-1

RECEIVING

PITT.	NO	YDS	LG	TD	CIN.	NO	YDS	LG	TD
A.Brown	7	119	60	0	A.Green	5	71	25t	1
M.Bryant	5	29	10t	1	T.Eifert	5	58	18	0
F.Toussaint	4	60	27	0	M.Jones	4	32	13	0
M.Wheaton	2	23	24	0	J.Hill	3	27	13	0
H.Miller	2	9	5	0	M.Sanu	3	17	8	0
					G.Bernard	2	2	4	0
					R.Burkhead	1	5	5	0
TOTALS	20	240	60	1	TOTALS	23	212	25t	1

DEFENSE

Pittsburgh (press box stats) — **ST-AT-TT:** R.Shazier 9-4-13, W.Gay 4-1-5, J.Harrison 3-1-4, J.Jones 2-2-4, A.Moats 2-2-4, L.Timmons 2-2-4, W.Allen 3-0-3, B.Dupree 2-1-3, S.Tuitt 1-2-3, B.Boykin 2-0-2, M.Mitchell 2-0-2, C.Thomas 1-1-2, A.Blake 1-0-1, C.Heyward 1-0-1, S.McLendon 1-0-1, V.Williams 1-0-1. **SKS-YDS:** J.Jones 1-11, C.Heyward 1-11, J.Harrison 1-2. **INT-YDS:** A.Blake 1-35. **PD:** R.Shazier 2, A.Blake 1, R.Golden 1. **FF:** R.Shazier 2, C.Heyward 1, J.Jones 1. **FR-YDS:** C.Thomas 1-11, R.Shazier 1-0, R.Cockrell 1-(-3).

Cincinnati (press box stats) — **ST-AT-TT:** R.Mauluga 7-3-10, V.Burkitt 5-1-6, S.Williams 5-0-5, G.Iloka 4-1-5, M.Johnson 4-1-5, G.Atkins 3-0-3, R.Nelson 3-0-3, D.Smith 3-0-3, D.Kirkpatrick 2-1-3, C.Lewis-Harris 2-1-3, C.Dunlap 1-2-3, L.Hall 2-0-2, A.Jones 1-1-2, V.Rey 1-1-2, W.Clarke 1-0-1, A.Hawk 1-0-1, W.Gilberry 0-1-1, P.Sims 0-1-1. **SKS-YDS:** V.Burkitt 1-12, R.Nelson 1-10, G.Atkins 1-5, C.Dunlap 0.5-5.5, P.Sims 0.5-5.5. **INT-YDS:** V.Burkitt 1-0. **PD:** V.Burkitt 1, C.Dunlap 1, L.Hall 1, C.Lewis-Harris 1, V.Rey 1, P.Sims 1. **FF:** V.Burkitt 1, S.Williams 1. **FR-YDS:** G.Iloka 1-0.

2021 SEASON

AFC WILD CARD PLAYOFF

Cincinnati Bengals 26, Las Vegas Raiders 19
Saturday afternoon, Jan. 15, 2022 at Paul Brown Stadium

In front of the largest home crowd in team history, the Bengals snapped an eight-game opening-drive FG, but Cincinnati countered with a 75-yard TD drive and never trailed again. The Bengals lost three key defensive linemen to injuries — DT Larry Ogunjobi (foot), DE Trey Hendrickson (concussion) and DT Mike Daniels (groin) — but the defense still managed to hold the Raiders to just one TD. Las Vegas had little trouble moving the ball — QB Derek Carr passed for 310 yards and RB Josh Jacobs averaged 6.4 yards per carry — but the Raiders scored just one TD in five red-zone trips. Bengals QB Joe Burrow completed 70.4 percent of his passes, tossed two TDs and posted a 110.4 rating. Trailing by seven points late, Las Vegas staged a near comeback and drove to the Cincinnati nine-yard line with 30 seconds left. But three plays later, on fourth-and-goal from the nine, Bengals LB Germaine Pratt intercepted a pass over the middle to seal a win.

SCORE BY PERIODS	1	2	3	4	OT	PTS.
Las Vegas.....	3	10	0	6	—	19
Cincinnati.....	10	10	3	3	—	26

TEAM — SCORING PLAY	QTR.-LEFT
L.V. — D.Carson 47 field goal.....	1-9:23
Cin. — C.Uzomah 7 pass from J.Burrow (E.McPherson kick).....	1-4:31
Cin. — E.McPherson 31 field goal.....	1-1:15
Cin. — E.McPherson 30 field goal.....	2-10:20
L.V. — D.Carson 28 field goal.....	2-7:55
Cin. — T.Boyd 10 pass from J.Burrow (E.McPherson kick).....	2-1:51
L.V. — Z.Jones 14 pass from D.Carr (D.Carson kick).....	2-0:13
Cin. — E.McPherson 43 field goal.....	3-10:56
L.V. — D.Carson 34 field goal.....	4-14:17
Cin. — E.McPherson 28 field goal.....	4-6:46
L.V. — D.Carson 28 field goal.....	4-3:34

Missed FGs: None. **Attendance:** 66,277. **Time:** 3:17.

TEAM STATISTICS	L.V.	CIN.
First downs.....	23	18
Third down conversions-attempts.....	8-18	5-12
Total net yards.....	385	308
Net yards rushing.....	103	83
Net yards passing.....	282	225
Pass attempts-completions-interceptions.....	54-29-1	34-24-0
Sacks against-yards lost.....	3-28	2-19
Punts-average.....	2-49.5	2-45.0
Punt returns-yards.....	1-0	2-26
Kickoff returns-yards.....	4-73	5-103
Penalties-yards.....	7-46	7-56
Fumbles-lost.....	2-1	0-0
Time of possession.....	28:09	31:51

RUSHING

L.V.	ATT	YDS	LG	TD	CIN.	ATT	YDS	LG	TD
J.Jacobs	13	83	35	0	J.Mixon	17	48	10	0
D.Carr	1	20	20	0	J.Chase	3	23	15	0
					C.Evans	1	9	9	0
					T.Boyd	1	3	3	0
					S.Perine	1	2	2	0
					J.Burrow	2	-2	-1	0
TOTALS	14	103	35	0	TOTALS	25	83	15	0

PASSING

L.V.	ATT	CMP	YDS	TD-I	CIN.	ATT	CMP	YDS	TD-I
D.Carr	54	29	310	1-1	J.Burrow	34	24	244	2-0
TOTALS	54	29	310	1-1	TOTALS	34	24	244	2-0

RECEIVING

L.V.	NO	YDS	LG	TD	CIN.	NO	YDS	LG	TD
H.Renfrow	8	58	16	0	J.Chase	9	116	28	0
D.Waller	7	76	23	0	C.Uzomah	6	64	29	1
Z.Jones	5	61	17	1	J.Mixon	4	28	21	0
J.Jacobs	4	44	15	0	T.Boyd	4	26	10t	1
B.Edwards	3	41	19	0	T.Higgins	1	10	10	0
D.Jackson	1	26	26	0					
J.Richard	1	4	4	0					
TOTALS	29	310	26	1	TOTALS	24	244	29	2

DEFENSE

Las Vegas (press box stats) — **ST-AT-TT:** D.Perryman 6-3-9, D.Deablo 3-5-8, M.Crosby 3-3-6, D.Trufant 3-3-6, R.Teamer 3-2-5, N.Hobbs 2-3-5, C.Littleton 2-2-4, D.Square 2-1-3, J.Hankins 1-2-3, Q.Jefferson 1-2-3, C.Nassib 0-3-3, B.Facyson 2-0-2, D.Leavitt 1-1-2, C.Hayward 1-0-1, T.Moehegri 1-0-1, S.Thomas 1-0-1, Y.Ngakoue 0-1-1, K.Wright 0-1-1. **SKS-YDS:** M.Crosby 1-11, Q.Jefferson 1-8. **INT-YDS:** None. **PD:** C.Hayward 1, N.Hobbs 1. **FF:** None. **FR-YDS:** None.

Cincinnati (press box stats) — **ST-AT-TT:** L.Wilson 9-3-12, G.Pratt 6-3-9, E.Apple 4-2-6, C.Awuzie 3-3-6, J.Bates 2-4-6, V.Bell 4-0-4, T.Flowers 3-1-4, M.Hilton 2-2-4, S.Hubbard 2-1-3, B.Hill 1-1-2, D.Reader 0-2-2, M.Bailey 1-0-1, T.Hendrickson 1-0-1. **SKS-YDS:** T.Hendrickson 1-14, B.Hill 1-7, S.Hubbard 1-7. **INT-YDS:** G.Pratt 1-2. **PD:** J.Bates 3, M.Hilton 2, E.Apple 1, S.Hubbard 1, G.Pratt 1, L.Wilson 1. **FF:** T.Hendrickson 1. **FR-YDS:** L.Ogunjobi 1-11.

2021 SEASON**AFC DIVISIONAL PLAYOFF****Cincinnati Bengals 19, Tennessee Titans 16**
Saturday afternoon, Jan. 22, 2022 at Nissan Stadium

Rookie K Evan McPherson booted a 52-yard FG as time expired to give Cincinnati its first-ever road playoff win and send the No. 4 seed Bengals to their first AFC Championship game in 33 years. The game began with an INT by S Jessie Bates on the first play from scrimmage — it was the first of three INTs thrown by Titans QB Ryan Tannehill. Cincinnati reached the end zone just once, but McPherson made all five of his placekicks (four FGs, one PAT) — including two 50-plus yard FGs — in below-freezing temperatures. The Bengals' offensive line struggled in pass protection, as Burrow was sacked nine times — the most takedowns of a winning QB in NFL postseason history. Titans star RB Derrick Henry, who was playing in his first game since Halloween (foot injury), averaged just 3.1 yards on 20 carries, and the Titans converted just one third down on the afternoon. With the game tied at 16 at the two-minute warning, Tennessee began a drive for a potential game-winning FG. But CB Eli Apple batted a Tannehill pass, and LB Logan Wilson intercepted it with 20 seconds remaining. Burrow quickly hit WR Ja'Marr Chase on a 19-yard pass to set up McPherson's game-winner.

SCORE BY PERIODS	1	2	3	4	OT	PTS.
Cincinnati.....	6	3	7	3	—	19
Tennessee.....	0	6	10	0	—	16

TEAM — SCORING PLAY	QTR.-LEFT
Cin. — E. McPherson 38 field goal.....	1-12:03
Cin. — E. McPherson 45 field goal.....	1-2:11
Tenn. — D. Henry 3 run (run failed).....	2-6:07
Cin. — E. McPherson 54 field goal.....	2-1:35
Cin. — J. Mixon 16 run (E. McPherson kick).....	3-9:34
Tenn. — R. Bullock 34 field goal.....	3-1:36
Tenn. — A. Brown 33 pass from R. Tannehill (R. Bullock kick).....	3-0:15
Cin. — E. McPherson 52 field goal.....	4-0:00

Missed FGs: None. **Attendance:** 69,242. **Time:** 2:59.

TEAM STATISTICS	CIN.	TENN.
First downs.....	17	16
Third down conversions-attempts.....	7-15	1-8
Total net yards.....	345	353
Net yards rushing.....	65	140
Net yards passing.....	280	213
Pass attempts-completions-interceptions.....	37-28-1	24-15-3
Sacks against-yards lost.....	9-68	1-7
Punts-average.....	5-40.6	4-41.5
Punt returns-yards.....	0-0	3-5
Kickoff returns-yards.....	3-82	1-26
Penalties-yards.....	6-46	2-15
Fumbles-lost.....	0-0	0-0
Time of possession.....	33:25	26:35

RUSHING

CIN.	ATT	YDS	LG	TD	TENN.	ATT	YDS	LG	TD
J. Mixon	14	54	16t	1	D. Foreman	4	66	45	0
J. Burrow	2	5	7	0	D. Henry	20	62	9	1
C. Evans	1	4	4	0	R. Tannehill	3	12	8	0
J. Chase	1	2	2	0					
TOTALS	18	65	16t	1	TOTALS	27	140	45	1

PASSING

CIN.	ATT	CMP	YDS	TD-I	TENN.	ATT	CMP	YDS	TD-I
J. Burrow	37	28	348	0-1	R. Tannehill	24	15	220	1-3
TOTALS	37	28	348	0-1	TOTALS	24	15	220	1-3

RECEIVING

CIN.	NO	YDS	LG	TD	TENN.	NO	YDS	LG	TD
T. Higgins	7	96	22	0	J. Jones	6	62	16	0
C. Uzomah	7	71	32	0	A. Brown	5	142	41	1
J. Mixon	6	51	21	0	D. Hilliard	3	13	5	0
J. Chase	5	109	57	0	C. Rogers	1	3	3	0
T. Boyd	2	17	10	0					
S. Perine	1	4	4	0					
TOTALS	28	348	57	0	TOTALS	15	220	41	1

DEFENSE

Cincinnati (press box stats) — **ST-AT-TT:** L. Wilson 6-2-8, V. Bell 5-1-6, D. Reader 5-1-6, C. Awuzie 3-2-5, J. Bates 4-0-4, G. Pratt 4-0-4, B. Hill 3-0-3, E. Apple 2-1-3, S. Hubbard 2-1-3, M. Hilton 1-1-2, M. Bailey 0-2-2, T. Flowers 1-0-1, Z. Kerr 1-0-1, C. Sample 1-0-1, T. Hendrickson 0-1-1. **SKS-YDS.:** V. Bell 1-7. **INT.-YDS.:** M. Hilton 1-19, J. Bates 1-0, L. Wilson 1-0. **PD:** E. Apple 1, J. Bates 1, T. Flowers 1, M. Hilton 1, L. Wilson 1. **FF:** None. **FR-YDS.:** None.

Tennessee (press box stats) — **ST-AT-TT:** Z. Cunningham 8-2-10, J. Simmons 7-1-8, D. Long 6-2-8, A. Hooker 4-3-7, K. Fulton 4-2-6, H. Landry 3-3-6, D. Cruikshank 3-1-4, K. Byard 3-0-3, D. Autry 1-2-3, B. Dupree 2-0-2, J. Brown 1-1-2, J. Jenkins 1-1-2, N. Jones 0-2-2, E. Molden 0-2-2, K. Peko 0-2-2, C. Jackson 1-0-1, B. Skrine 1-0-1. **SKS-YDS.:** J. Simmons 3-28, H. Landry 1.5-11.5, D. Autry 1.5-7.5, B. Dupree 1-16, D. Long 1-0, K. Peko 0.5-3.5, N. Jones 0.5-1.5. **INT.-YDS.:** A. Hooker 1-15. **PD:** A. Hooker 2, D. Autry 1, J. Jenkins 1. **FF:** None. **FR-YDS.:** None.

2021 SEASON**AFC CHAMPIONSHIP****Cincinnati Bengals 27, Kansas City Chiefs 24 (OT)**
Sunday, Jan. 30, 2022 at Arrowhead Stadium

The Bengals earned their third AFC Championship and a berth in Super Bowl LVI after staging a dramatic comeback road win over the two-time defending AFC Champion Chiefs. Kansas City started fast and raced to a 21-3 lead midway through the second quarter, after putting together TD drives of 84, 75 and 72 yards on their first three possessions. But Cincinnati answered when HB Samaje Perine took a screen pass 41 yards for a score to cut the lead to 21-10. With five seconds remaining before halftime, Kansas City had the ball on Cincinnati's one-yard line but opted to try for a TD instead of a FG. The play was stopped for a loss by Bengals CB Eli Apple, and time expired as Cincinnati escaped to the locker room down only 11 points. Cincinnati's offense came to life after the break and pulled ahead midway through the fourth quarter, while the defense adjusted and held Kansas City's high-powered offense to just three second-half points, which came on a game-tying FG at the end of regulation. Kansas City got the ball first in OT, but Bengals S Vonn Bell intercepted a deep pass from Chiefs All-Pro QB Patrick Mahomes. Bengals QB Joe Burrow then led Cincinnati to three first downs, and got into range for 22-year old rookie K Evan McPherson's second game-winning, walk-off FG in as many weeks.

SCORE BY PERIODS	1	2	3	4	OT	PTS.
Cincinnati.....	3	7	11	3	3	27
Kansas City.....	7	14	0	3	0	24

TEAM — SCORING PLAY	QTR.-LEFT
K.C. — T. Hill 10 pass from P. Mahomes (H. Butker kick).....	1-7:17
Cin. — E. McPherson 32 field goal.....	1-0:36
K.C. — T. Kelce 5 pass from P. Mahomes (H. Butker kick).....	2-12:14
K.C. — M. Hardman 3 pass from P. Mahomes (H. Butker kick).....	2-5:04
Cin. — S. Perine 41 pass from J. Burrow (E. McPherson kick).....	2-1:05
Cin. — E. McPherson 31 field goal.....	3-2:58
Cin. — J. Chase 2 pass from J. Burrow (J. Burrow-T. Taylor pass).....	3-0:14
Cin. — E. McPherson 52 field goal.....	4-6:04
K.C. — H. Butker 44 field goal.....	4-0:00
Cin. — E. McPherson 31 field goal.....	5-9:22

Missed FGs: None. **Attendance:** 73,377. **Time:** 3:14.

TEAM STATISTICS	CIN.	K.C.
First downs.....	21	24
Third down conversions-attempts.....	8-14	6-12
Total net yards.....	359	375
Net yards rushing.....	116	139
Net yards passing.....	243	236
Pass attempts-completions-interceptions.....	38-23-1	39-26-2
Sacks against-yards lost.....	1-7	4-39
Punts-average.....	3-40.3	4-52.3
Punt returns-yards.....	2-22	0-0
Kickoff returns-yards.....	1-26	2-38
Penalties-yards.....	4-30	2-11
Fumbles-lost.....	0-0	2-0
Time of possession.....	35:56	29:42

RUSHING

CIN.	ATT	YDS	LG	TD	K.C.	ATT	YDS	LG	TD
J. Mixon	21	88	23	0	J. McKinnon	12	65	14	0
J. Burrow	5	25	11	0	C. Edwards-Helaire	6	36	14	0
J. Chase	1	3	3	0	P. Mahomes	3	19	11	0
					M. Hardman	2	18	9	0
					M. Burton	1	1	1	0
TOTALS	27	116	23	0	TOTALS	24	139	14	0

PASSING

CIN.	ATT	CMP	YDS	TD-I	K.C.	ATT	CMP	YDS	TD-I
J. Burrow	38	23	250	2-1	P. Mahomes	39	26	275	3-2
TOTALS	38	23	250	2-1	TOTALS	39	26	275	3-2

RECEIVING

CIN.	NO	YDS	LG	TD	K.C.	NO	YDS	LG	TD
T. Higgins	6	103	44	0	T. Kelce	10	95	19	1
J. Chase	6	54	22	1	T. Hill	7	78	33	1
T. Boyd	4	19	9	0	M. Hardman	3	52	44	1
S. Perine	3	43	41t	1	J. McKinnon	3	30	14	0
J. Mixon	3	27	18	0	B. Pringle	2	16	10	0
D. Sample	1	4	4	0	C. Edwards-Helaire	1	4	4	0
TOTALS	23	250	44	2	TOTALS	26	275	44	3

DEFENSE

Cincinnati (press box stats) — **ST-AT-TT:** L. Wilson 3-7-10, C. Awuzie 5-3-8, G. Pratt 5-3-8, S. Hubbard 4-4-8, E. Apple 6-1-7, V. Bell 3-3-6, B. Hill 1-4-5, T. Hendrickson 3-1-4, J. Bates 2-2-4, M. Hilton 2-1-3, D. Reader 1-2-3, T. Flowers 1-0-1, K. Kareem 1-0-1. **SKS-YDS.:** S. Hubbard 2-22, T. Hendrickson 1.5-12.5, B. Hill 0.5-4.5. **INT.-YDS.:** V. Bell 1-5, B. Hill 1-3. **PD:** J. Bates 1, V. Bell 1, T. Flowers 1, B. Hill 1, M. Hilton 1. **FF:** S. Hubbard 1. **FR-YDS.:** None.

Kansas City (press box stats) — **ST-AT-TT:** L. Snead 8-2-10, A. Hitchens 2-4-6, J. Thornhill 2-4-6, T. Mathieu 5-0-5, C. Ward 4-1-5, W. Gay 3-2-5, R. Fenton 2-3-5, J. Reed 2-3-5, N. Bolton 2-1-3, C. Jones 2-1-3, M. Danna 2-0-2, A. Okafor 0-2-2, M. Ingram 1-0-1, B. Niemann 1-0-1, F. Clark 0-1-1, D. Nnadi 0-1-1, D. Sorensen 0-1-1. **SKS-YDS.:** M. Ingram 1-7. **INT.-YDS.:** L. Snead 1-0. **PD:** W. Gay 2, R. Fenton 1, A. Hitchens 1, M. Ingram 1, L. Snead 1, C. Ward 1. **FF:** None. **FR-YDS.:** None.

2021 SEASON**SUPER BOWL LVI****L.A. Rams 23, Cincinnati Bengals 20****Sunday night, Feb. 13, 2022 at SoFi Stadium (Inglewood, Calif.)**

Playing in their first Super Bowl in 33 years, the four-point underdog Bengals were technically the home team even though the game was held at the "visiting" Rams' home stadium. Cincinnati's first offensive possession stalled at midfield after a failed fourth-and-one conversion, and the Rams took advantage with a 50-yard TD drive to strike first. Los Angeles stretched its lead to 13-3 early in the second quarter, but the Bengals closed to within 13-10 with a trick-play TD pass from HB Joe Mixon to WR Tee Higgins. Then, on the first play of the second half, Higgins caught a 75-yard TD pass from QB Joe Burrow to give Cincinnati its first lead. On the first play of the ensuing possession, an INT by Bengals CB Chidobe Awuzie set up Cincinnati at the Rams' 31-yard line, but the Bengals turned it into only a FG. Behind a strong pass rush, Los Angeles then held Cincinnati scoreless on its final five possessions. After a TD by WR Cooper Kupp gave Los Angeles a three-point lead with 1:25 remaining, Cincinnati's attempt to tie or win ended on fourth-and-one at midfield when Burrow threw an incomplete pass while being tackled.

SCORE BY PERIODS	1	2	3	4	OT	PTS.
L.A. Rams.....	7	6	3	7	—	23
Cincinnati.....	3	7	10	0	—	20

TEAM — SCORING PLAY	QTR.-LEFT
LARams — O.Beckham 17 pass from M.Stafford (M.Gay kick)	1-6:22
Cin. — E.McPherson 29 field goal	1-0:28
LARams — C.Kupp 11 pass from M.Stafford (pass failed)	2-12:51
Cin. — T.Higgins 6 pass from J.Mixon (E.McPherson kick)	2-5:47
Cin. — T.Higgins 75 pass from J.Burrow (E.McPherson kick)	3-14:48
Cin. — E.McPherson 38 field goal	3-10:15
LARams — M.Gay 41 field goal	3-5:58
LARams — C.Kupp 1 pass from M.Stafford (M.Gay kick)	4-1:25

Missed FGs: None. **Attendance:** 70,048. **Time:** 3:26.

TEAM STATISTICS	LARams	CIN.
First downs	18	15
Third down conversions-attempts	6-15	3-14
Total net yards	313	305
Net yards rushing	43	79
Net yards passing	270	226
Pass attempts-completions-interceptions	41-26-2	34-23-0
Sacks against-yards lost	2-13	7-43
Punts-average	6-43.5	6-43.3
Punt returns-yards	4-25	2-28
Kickoff returns-yards	1-17	0-0
Penalties-yards	2-10	4-31
Fumbles-lost	0-0	0-0
Time of possession	30:47	29:13

RUSHING

LARams	ATT	YDS	LG	TD	CIN.	ATT	YDS	LG	TD
C.Akers	13	21	8	0	J.Mixon	15	72	14	0
D.Henderson	4	7	5	0	J.Chase	1	4	4	0
C.Kupp	1	7	7	0	J.Burrow	2	3	4	0
M.Stafford	3	6	7	0	S.Perine	2	0	0	0
S.Michel	2	2	3	0					
TOTALS	23	43	8	0	TOTALS	20	79	14	0

PASSING

LARams	ATT	CMP	YDS	TD-I	CIN.	ATT	CMP	YDS	TD-I
M.Stafford	40	26	283	3-2	J.Burrow	33	22	263	1-0
C.Kupp	1	0	0	0-0	J.Mixon	1	1	6	1-0
TOTALS	41	26	283	3-2	TOTALS	34	23	269	2-0

RECEIVING

LARams	NO	YDS	LG	TD	CIN.	NO	YDS	LG	TD
C.Kupp	8	92	22	2	J.Chase	5	89	46	0
B.Hopkins	4	47	16	0	T.Boyd	5	48	16	0
V.Jefferson	4	23	13	0	J.Mixon	5	1	4	0
D.Henderson	3	43	25	0	T.Higgins	4	100	75t	2
C.Akers	3	14	7	0	C.Uzomah	2	11	6	0
O.Beckham	2	52	35	1	M.D.Thomas	1	17	17	0
B.Skowronek	2	12	7	0	C.Evans	1	3	3	0
TOTALS	26	283	35	3	TOTALS	23	269	75t	2

DEFENSE

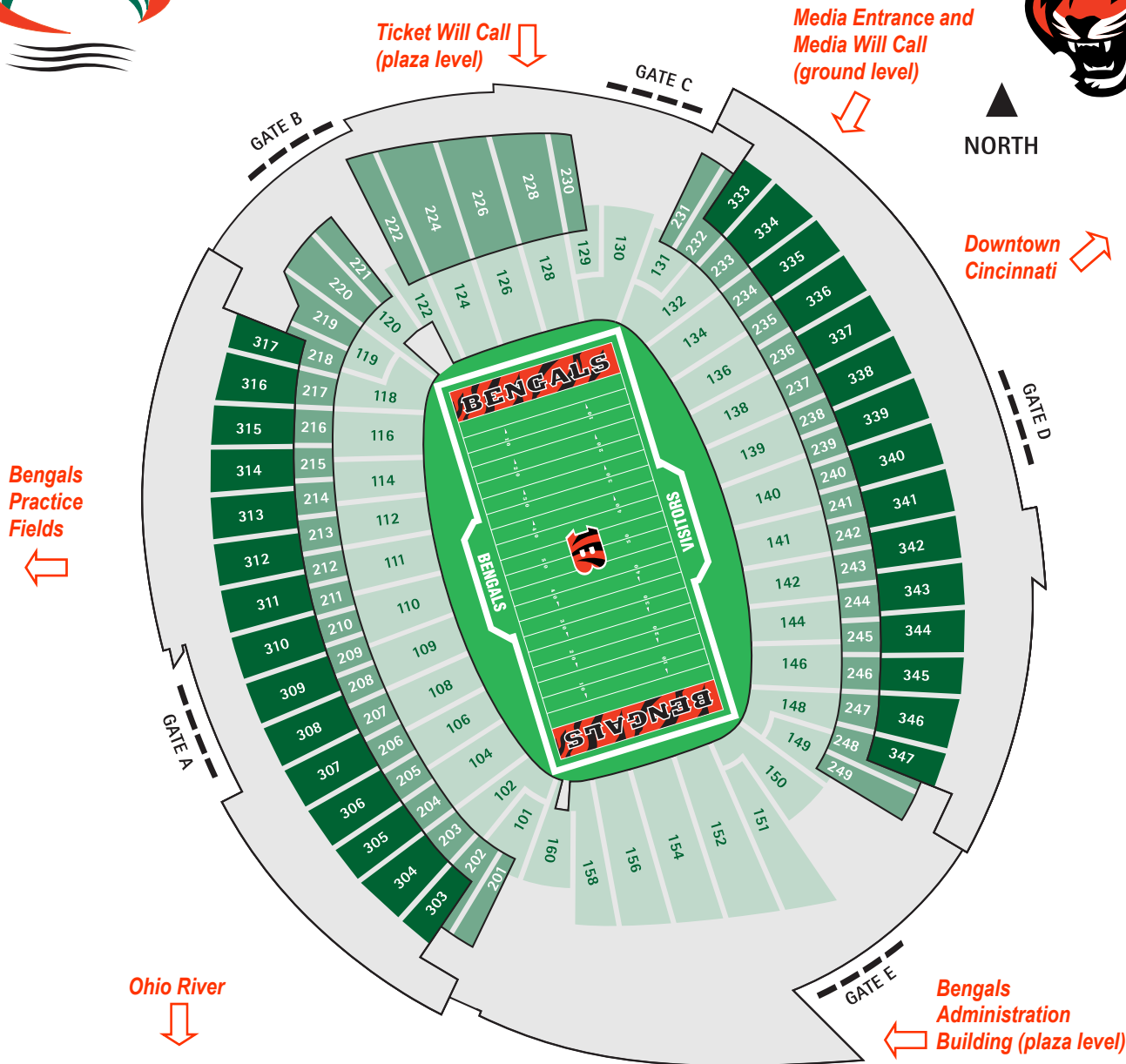
L.A. Rams (press box stats) — **ST-AT-TT:** D.Williams 3-5-8, E.Jones 6-1-7, T.Rapp 4-3-7, A.Robinson 5-1-6, L.Floyd 4-1-5, E.Weddle 4-1-5, A.Donald 3-1-4, D.Long 3-1-4, J.Ramsey 3-1-4, G.Gaines 0-3-3, V.Miller 2-0-2, N.Scott 2-0-2, T.Reeder 1-1-2, J.Hollins 1-0-1, O.Okoronkwo 1-0-1. **SKS.-YDS.:** V.Miller 2-16, A.Donald 2-10, L.Floyd 1-8, E.Jones 1-7, A.Robinson 1-2. **INT.-YDS.:** None. **PD:** E.Jones 1, V.Miller 1, J.Ramsey 1, D.Williams 1. **FF:** None. **FR-YDS.:** None.

Cincinnati (press box stats) — **ST-AT-TT:** L.Wilson 8-1-9, S.Hubbard 5-3-8, G.Praet 5-3-8, V.Bell 5-2-7, J.Bates 3-3-6, C.Awuzie 5-0-5, E.Apple 3-2-5, M.Hilton 3-1-4, B.Hill 1-2-3, T.Hendrickson 1-1-2, K.Kareem 1-1-2, T.Flowers 1-0-1, D.Reader 1-0-1. **SKS.-YDS.:** T.Hendrickson 1-7, D.Reader 1-6. **INT.-YDS.:** C.Awuzie 1-1, J.Bates 1-0. **PD:** E.Apple 1, C.Awuzie 1, J.Bates 1, L.Wilson 1. **FF:** None. **FR-YDS.:** None.





Paul Brown Stadium Seating Diagram and Ticket Information



Paul Brown Stadium seats 65,515 for Bengals games. Ticket information is available online by visiting www.bengals.com/tickets. Fans can purchase tickets in any of the following three ways:

- 1) By telephone by contacting the Bengals ticket office at 513-621-8383, or toll-free at 866-621-8383.
- 2) Online by visiting www.bengals.com/tickets or www.ticketmaster.com.
- 3) In person from 9 a.m.-5 p.m. Monday through Friday at the Bengals ticket office, located in the team's administrative offices on the Plaza Level near Gate E on the southeast side of the stadium. On game days, the ticket office is located on the Plaza Level between Gates B and C on the north side of the stadium, opening four hours prior to kickoff for day-of-game ticket purchases.

For information about season tickets, contact the Bengals ticket office by phone at 513-621-8383 or 866-621-8383, or online by visiting www.bengals.com/tickets. For information about club seats, private suites and hospitality opportunities, contact the team's premium seat sales department at the same number or visit www.bengals.com/tickets.

Paul Brown Stadium seating elevations are divided into three primary levels. The capacities for those levels are:

SEATING AREA	*NO. OF SEATS
Field Level (light green sections in above diagram).....	28,385
Club Level (medium green; includes private suites)	17,800
Canopy Level (dark green)	19,330
	65,515

**NOTE: The capacity numbers listed here do not include additional standing room seats in private suites, or wheelchair-accessible seating locations.*



CINCINNATI BENGALS

One Paul Brown Stadium, Cincinnati, Ohio 45202

Administrative Offices: (513) 621-3550 | FAX: (513) 621-3570

Bengals Ticket Hotline: (513) 621-8383 | Toll-free Ticket Hotline: (866) 621-8383

www.bengals.com

2022 SCHEDULE

Preseason

DAY	DATE	OPPONENT	TV NETWORK	TIME
Fri.	Aug. 12	ARIZONA	Bengals PSTV	7:30 p.m.
Sun.	Aug. 21	at N.Y. Giants	Bengals PSTV	7 p.m.
Sat.	Aug. 27	L.A. RAMS	Bengals PSTV/NFLN	6 p.m.

Regular season

DAY	DATE	OPPONENT	TV NETWORK	TIME
Sun.	Sept. 11	PITTSBURGH	CBS	1 p.m.
Sun.	Sept. 18	at Dallas	CBS	4:25 p.m.
Sun.	Sept. 25	at N.Y. Jets	CBS	1 p.m.
Thurs.	Sept. 29	MIAMI	Prime Video	8:15 p.m.
Sun.	Oct. 9	at Baltimore	NBC	*8:20 p.m.
Sun.	Oct. 16	at New Orleans	CBS	*1 p.m.
Sun.	Oct. 23	ATLANTA	FOX	*1 p.m.
Mon.	Oct. 31	at Cleveland	ESPN	8:15 p.m.
Sun.	Nov. 6	CAROLINA	FOX	*1 p.m.
Sun.	Nov. 13	— BYE —		
Sun.	Nov. 20	at Pittsburgh	NBC	*8:20 p.m.
Sun.	Nov. 27	at Tennessee	CBS	*1 p.m.
Sun.	Dec. 4	KANSAS CITY	CBS	*4:25 p.m.
Sun.	Dec. 11	CLEVELAND	CBS	*1 p.m.
Sun.	Dec. 18	at Tampa Bay	CBS	*4:25 p.m.
Sat.	Dec. 24	at New England	CBS	1 p.m.
Mon.	Jan. 2	BUFFALO	ESPN/ABC	8:30 p.m.
(TBD)	Jan. 7 or 8	BALTIMORE	(TBD)	(TBD)

All times are Eastern.

An asterisk (*) denotes a game subject to flexible scheduling.

Preseason games not nationally televised are broadcast on the Bengals Preseason TV Network (see page 3 for a list of regional TV stations on Bengals PSTV).